



I-680 Sunol Smart Carpool Lane JPA (I-680 JPA) Meeting Agenda Monday, November 13, 2023, 9:00 AM

The Commission and its Standing Committees will meet in the Mary V. King Conference Room at Alameda CTC's offices at 1111 Broadway, Suite 800, Oakland, CA 94607. The live stream of each Alameda CTC Commission and Standing Committee meeting is available for public viewing at www.alamedactc.org/all-meetings by clicking on **View Event** next to the meeting in the list of Upcoming Events.

Members of the public may submit public comments in person by attending the meeting in Alameda CTC's offices.

Additionally, comments may be submitted by email sent to the Clerk of the Commission at clerk@alamedactc.org. Public comments received by 5:00 p.m. the day before the scheduled meeting will be distributed to Commissioners or Committee members before the meeting and posted on the Alameda CTC website; comments submitted after that time will be distributed to Commissioners or Committee members and posted as soon as possible. Submitted comments will be read aloud or summarized, as specified by the Chair, to the Commission or Committee and those listening telephonically or electronically.

As a convenience, members of the public may also make comments remotely during the meeting by accessing the Zoom link listed below, using the "Raise Hand" feature on their phone, tablet or other device during the relevant agenda item, and waiting to be recognized by the Chair. If calling into the meeting from a telephone, you can press the star key (*) and then the number 9 (*9) to raise/lower your hand. Comments made in person or via Zoom will generally be limited to three minutes in length, or as specified by the Chair. Alameda CTC cannot guarantee that the public's access to Zoom via phone or other device will be uninterrupted, and technical difficulties may occur from time to time. Unless required by the Brown Act, the meeting will continue despite technical difficulties for participants using the Zoom option.

Authority Chair:	Melissa Hernandez	Executive Director:	Tess Lengyel
Vice Chair:	Karla Brown	Staff Liaison:	Gary Huisingsh
Members:	David Haubert Sudhanshu "Suds" Jain Lily Mei	Clerk of the Authority:	Vanessa Lee

Location Information:

Alameda County Transportation Commission
Mary V. King Conference Room
1111 Broadway, Suite 800
Oakland, CA 94607

Alameda County Fairgrounds
Heritage House
4501 Pleasanton Drive
Pleasanton, CA 94566

Valley Transportation Authority Headquarters
Building B, Room 106
3331 North First St.
San Jose, CA 95134

Zoom Link:
<https://us06web.zoom.us/j/87601740888?pwd=OEFrRzYoVUpmVHh1TU1YYjJWVGdaZz09>

Dial-in Information: 1 (669) 900 6833
Webinar ID: 876 0174 0888
Password: 435122

Meeting Agenda

1. Call to Order

2. Roll Call

3. Public Comment

4. Consent Calendar

- 4.1 Approve the May 8, 2023 I-680 Sunol Smart Carpool Lane Joint Powers Authority (JPA) Meeting Minutes

Approve

[4.1_I-680_JPA_Minutes_20230508.pdf](#)

- 4.2 Approve the I-680 Sunol Smart Carpool Lane FY2023-24 First Quarter Financial Report

Approve

[4.2_I-680_JPA_FY23-24_1st_Qtr_Financial_20231113.pdf](#)

- 4.3 I-680 Sunol Express Lanes Operations Update

Information

[4.3_I-680_JPA_Ops_FY23Q4_FY24Q1_20231113.pdf](#)

5. Regular Matters

- 5.1 Approve the Sunol Smart Carpool Lane Joint Powers Authority Draft Audited Annual Financial Report for the Year Ended June 30, 2023

Approve

[5.1_I-680_JPA_FY2022-23_Draft_Audited_Financial_Report_20231113_aa.pdf](#)

6. Committee Member Reports

7. Staff Reports

8. Adjournment

Next Meeting:

February 12, 2024

Notes:

- All items on the agenda are subject to action and/or change by the Commission/Committee.
- To comment on an item not on the agenda submit a speaker card to the clerk, or follow remote instructions listed in the agenda preamble.
- Call 510.208.7450 (Voice) or 1.800.855.7100 (TTY) five days in advance to request a sign-language interpreter.
- If information is needed in another language, contact 510.208.7400.
- Call 510.208.7400 48 hours in advance to request accommodation or assistance at this meeting.

- Meeting agendas and staff reports are available on the [website calendar](#).
- Alameda CTC is located near 12th St. Oakland City Center BART station and AC Transit bus lines. [Directions and parking information](#) are available online.



I-680 Sunol Smart Carpool Lane Joint Powers Authority Meeting Minutes Monday, May 8, 2023, 9:00 a.m.

4.1

1111 Broadway, Suite 800, Oakland, CA 94607

PH: (510) 208-7400

www.AlamedaCTC.org

1. Call to Order

2. Roll Call

A roll call was conducted. All members were present with the exception of Commissioners Jain and Mei.

Commissioners Brown, Haubert and Jain participated in the meeting from the Alameda County Fairground's Heritage House.

Subsequent to the roll call:

Commissioner Jain arrived during item 4.

Commissioner Mei arrived during item 4.2.

3. Public Comment

There were no public comments.

4. Consent Calendar

4.1 Approve the February 13, 2023 I-680 Sunol Smart Carpool Lane Joint Powers Authority (JPA) Meeting Minutes

4.2 I-680 Sunol Express Lanes Project Update

4.3 I-680 Sunol SMART Carpool Lane JPA Annual Report

4.4 Approve the I-680 Sunol Smart Carpool Lane FY2022-23 Third Quarter Financial Report

Commissioner Jain pulled item 4.2 for further discussion.

Commissioner Haubert moved to approve items 4.1, 4.3, and 4.4 on the consent calendar. Commissioner Brown seconded the motion. The motion passed with the following vote:

Yes: Brown, Haubert, Hernandez, Jain, Mei

No: None

Abstain: None

Absent: None

Commissioner Jain moved to approve item 4.2 on the consent calendar after clarifying questions were answered by staff. Commissioner Brown seconded the motion. The motion passed with the following vote:

Yes: Brown, Haubert, Hernandez, Jain, Mei

No: None

Abstain: None

Absent: None

5. Regular Matters

5.1 Approve the I-680 Sunol Smart Carpool Lane Proposed Budget for FY2023-24

Patricia Reavey recommended that the Authority approve the I-680 Sunol Smart Carpool Lane Proposed budget for FY2023-24.

Commissioner Jain moved to approve the item. Commissioner Mei seconded the motion. The motion passed with the following vote:

Yes: Brown, Haubert, Hernandez, Jain, Mei

No: None

Abstain: None

Absent: None

5.2 Approve Amendment No. 7 to Agreement 10R390000 with the California Highway Patrol for I-680 Sunol Express Lanes Enforcement Services

John Lowery recommended that the Authority approve and authorize the execution of Amendment No. 7 to Agreement 10R390000 with the California Highway Patrol.

Commissioner Hernandez moved to approve the item. Commissioner Jain seconded the motion. The motion passed with the following vote:

Yes: Brown, Haubert, Hernandez, Jain, Mei

No: None

Abstain: None

Absent: None

5.3 Approve Resolution No. 23-01 to revise the Sunol Smart Carpool Lane Joint Powers Authority's express lanes violation penalties schedule

John Lowery recommended that the Authority approve Resolution No. 23-01 to revise the Sunol Smart Carpool Lane Joint Powers Authority's express lanes violation penalties schedule to add an exception to the penalties to create a one-time waiver of all toll violation penalties for low-income individuals effective July 1, 2023 and adopt policies for a low-income payment plan.

Commissioner Mei moved to approve the item. Commissioner Brown seconded the motion. The motion passed with the following vote:

Yes: Brown, Haubert, Hernandez, Jain, Mei

No: None

Abstain: None

Absent: None

6. Committee Member Reports

There were no Committee Member reports.

8. Staff Reports

There were no staff reports.

9. Adjournment

The next meeting is Monday, September 11, 2023 at 9:00 a.m. and will be in person at the Alameda CTC offices at 1111 Broadway, Suite 800, Oakland, CA 94607.



Memorandum

4.2

1111 Broadway, Suite 800, Oakland, CA 94607

• 510.208.7400

• www.AlamedaCTC.org

DATE: November 6, 2023

TO: I-680 Sunol Express Lane Joint Powers Authority

FROM: Patricia Reavey, Deputy Executive Director of Finance and Administration
Yoana Navarro, Accounting Manager

SUBJECT: Approve the I-680 Sunol Smart Carpool Lane FY2023-24 First Quarter Financial Report

Recommendation

It is recommended that the Authority approve the I-680 Sunol Smart Carpool Lane FY2023-24 First Quarter Financial Report.

Summary

This financial report provides a summary of actual revenues and expenses related to the I-680 Sunol Smart Carpool Lane for the fiscal year through September 30, 2023 compared to budget. Net toll and other revenue were \$3,137,032 or 65.1 percent more than projected revenues through the first quarter of FY2023-24 due to better than expected toll revenue collected during the first quarter. Operating expenses through the first quarter totaled \$1,194,283 or 22.7 percent less than budget mostly related to enforcement, due to other CHP priority projects during the first quarter, and an unused contingency allowance. These variances together result in an increase to net position of \$1,942,749 for an ending net position of \$29,420,427 comprised of investments in capital assets of \$21,260,815, maintenance and operational risk reserves of \$3,000,000, and unrestricted net position of \$5,159,612.

As of September 30, 2023, the I-680 Sunol Smart Carpool Lane had cash and investments totaling \$9.1 million.

Background

The FY2023-24 operating budget approved by the I-680 Sunol Smart Carpool Lane Board in May 2023 included \$7.6 million of revenues which was offset by \$7.0 million of expenses, including depreciation, resulting in an increase of \$0.6 million to the projected ending net position for the fiscal year. The projected net position in the budget at the end of FY2023-24 was \$15.6 million comprised of \$11 million invested in capital assets; \$1.0 million

reserved for maintenance; \$2.0 million reserved for operational risk; and \$1.6 million of unrestricted funds. There was no capital budget proposed for FY2023-24.

Fiscal Impact: There is no fiscal impact associated with the requested action.

Attachment:

- A. I-680 Sunol Smart Carpool Lane Statement of Operating Revenues and Expenses
As of September 30, 2023

I-680 SUNOL SMART CARPOOL LANE
Statement of Operating Revenues and Expenses
As of September 30, 2023

	YTD Actuals	YTD Budget	% Used	Favorable / (Unfavorable) Variance
Beginning Net Position, June 30, 2023	\$ 27,477,678			
<u>OPERATING REVENUES</u>				
Toll Revenue	\$ 2,871,056	\$ 1,625,000	176.7%	\$ 1,246,056
Toll Violation Revenue	223,485	250,000	89.4%	(26,515.00)
Interest Income	42,491	25,000	170.0%	17,491
Total Operating Revenues:	3,137,032	1,900,000	165.1%	1,237,032
<u>OPERATING EXPENSES</u>				
Operations and Maintenance	\$ 488,833	\$ 515,000	94.9%	\$ 26,167
Revenue Collection Fees	348,264	350,000	99.5%	1,736
Alameda CTC Operations and Management	31,564	61,375	51.4%	29,811
System Manager/Operations Support	114,900	95,000	120.9%	(19,900)
Enforcement	56,421	175,000	32.2%	118,579
Express Lane Monitoring	27,000	30,000	90.0%	3,000
Utilities	38,430	32,500	118.2%	(5,930)
Alameda CTC Administration	17,047	12,525	136.1%	(4,522)
Insurance	55,887	91,250	61.2%	35,363
Public Outreach/Education	-	6,250	0.0%	6,250
Legal Fees	7,036	7,500	93.8%	464
Roadway Maintenance	1,901	12,500	15.2%	10,599
Other Consultant Costs	-	12,500	0.0%	12,500
Miscellaneous	7,000	18,750	37.3%	11,750
Contingency	-	125,000	0.0%	125,000
Total Operating Expenses:	1,194,283	1,545,150	77.3%	350,867
Operating Surplus (Deficit)	1,942,749	354,850		
<u>OTHER EXPENSES</u>				
Special Project - Salaries & Benefits	\$ -	\$ 2,250	0.0%	\$ 2,250
Capital Project - Arbitration Support	-	122,750 *	0.0%	122,750
Total Non-Operating Expenses:	-	125,000	0.0%	125,000
<u>ENDING NET POSITION</u>				
	<u>\$ 29,420,427</u>			
<u>Net Position</u>				
Invested in Capital Assets	21,260,815			
Maintenance Reserve	1,000,000			
Operational Risk Reserve	2,000,000			
Unrestricted Net position	5,159,612			
Total Net Position as of September 30, 2023	<u>\$ 29,420,427</u>			



Memorandum

4.3

1111 Broadway, Suite 800, Oakland, CA 94607

510.208.7400

www.AlamedaCTC.org

DATE: November 6, 2023

TO: I-680 Sunol Express Lane Joint Powers Authority

FROM: Ashley Tam, Senior Transportation Engineer

SUBJECT: I-680 Sunol Express Lanes Operations Update

Recommendation

This item is to provide the Commission with an update on the operation of the I-680 Sunol Express Lanes from tolling commencement on March 31, 2023 through the first quarter of fiscal year 2023-2024. This item is for information only.

Summary

The purpose of this item is to provide the I-680 Sunol Smart Carpool Lane Joint Powers Authority (“Sunol JPA”) with an operations update of the I-680 Sunol Express Lanes from tolling commencement on March 31, 2023 through the first quarter of fiscal year 2023-2024 (March 31, 2023 through September 2023). The I-680 Sunol Southbound Express Lane originally opened to traffic in September 2010. After tolling operations were paused on the southbound lane during construction of a new northbound lane, both directions commenced tolling operations on March 31, 2023. Over 3.4 million trips have been recorded in the express lanes from March 31 through September 2023. See Attachment A for more detail.

Background

The I-680 Sunol Express Lanes spans approximately 14 miles in the southbound direction, from SR 84 near Pleasanton to SR 237 in the City of Milpitas, and 9 miles in the northbound direction, from just south of Auto Mall Parkway to SR 84. The I-680 Sunol Southbound Express Lane originally opened to traffic in September 2010 as a controlled access express lane. Construction began in 2018 on a new northbound express lane and to convert the southbound express lane to a continuous access configuration. Beginning August 10, 2020, the southbound express lane began operating in HOV-only mode while this construction was taking place and to transition to a new toll system. The new northbound express lane opened to traffic, also in HOV-only mode, on October 29, 2020.

Tolling resumed in the southbound lane, concurrent with tolling commencement on the new northbound lane on March 31, 2023.

The Alameda CTC, acting as the managing agency for the Sunol JPA, operates the I-680 Sunol Express Lanes. An All Electronic Toll (AET) collection method has been employed to collect tolls. Toll rates are calculated based on traffic conditions (speed and density) in the express lanes and general purpose lanes. Single occupancy vehicles have the option to pay a toll to travel in the express lanes; registered clean-air vehicles receive a 50% toll discount; and carpools with two or more occupants, motorcycles, and transit vehicles enjoy the benefits of toll-free travel. California Highway Patrol (CHP) officers provide enforcement services, and the California Department of Transportation (Caltrans) provides roadway maintenance services through reimbursable service agreements.

Two communications efforts were conducted in early 2023 to announce the resumption of tolling operations and to remind drivers about toll tag requirements. Outreach was conducted using various media channels, including radio, print, digital, social media, and in-person events. The first effort lasted from February through May to educate drivers on the toll discount policies and requirements for the I-680 Express Lanes and encourage drivers to obtain a FasTrak Flex® toll tag to use express lanes. Subsequent communication efforts conducted from July through August reminded drivers to set their switchable toll tags to correctly match the number of occupants in the vehicle and that CHP enforces occupancy requirements or improper toll tag use.

Performance of the I-680 Sunol Express Lane from March 31, 2023 through the first quarter (Q1) of FY 2023-2024 are highlighted below and additional details are provided in Attachment A. Prior to tolling operations resuming earlier this year, significant traffic congestion has been observed to occur on northbound I-680 over the Sunol grade during the afternoon peak period. This congestion begins at the SR 84 interchange and extends as far back as Auto Mall Parkway, resulting in low traffic speeds that have impacts on express lane operations. Staff are closely monitoring traffic performance to adjust toll pricing and are working with CHP to provide enforcement patrols to discourage occupancy violations that degrade express lane operations. A data collection effort is currently underway to estimate travel times in the corridor and to estimate the percentage of vehicles in the express lanes that may be violating the occupancy requirements. The results of this effort will inform any proposed changes that may be required to improve express lane performance.

FY 2022-2023 Q4 Operations Update:

- Motorists made nearly 1.7 million express lane trips during operational hours in Q4.
 - Daily express lane trips averaged 27,000 a day.
 - Paid trips totaled 905,000, or 14,000 trips per day.
 - Toll-free trips made up 47% of all trips.
- On average, express lane users experienced better traffic conditions compared to all lanes, particularly during peak commute hours.
 - Southbound peak period (7 AM - 10 AM) express lane speeds averaged 7 miles per hour (mph) faster than all lanes.

- Northbound peak period (3 PM – 6 PM) express lane speeds averaged 15 mph faster than all lanes.
- Solo drivers carrying clean-air vehicle (CAV) tags receive a 50% toll discount.
 - Single-occupant CAVs were 1.6% of total single-occupancy trips taken during the quarter.
- The average assessed toll for single occupancy vehicle (SOV) motorists was \$2.91 and \$5.04 for southbound and northbound, respectively.
- CHP performed 315 hours of enforcement services and made 469 enforcement contacts during Q4.

FY 2023-2024 Q1 Operations Update:

- Motorists made nearly 1,742,000 express lane trips during operational hours in Q1.
 - Daily express lane trips averaged 28,000 a day, a 4% increase from the previous quarter.
 - Paid trips totaled 899,000, or 14,000 trips per day, which is similar to the previous quarter.
 - Toll-free trips made up 48% of all trips, which is an 1% increase over the previous quarter.
- On average, express lane users experienced better traffic conditions compared to all lanes, particularly during peak commute hours.
 - Southbound peak period (7 AM - 10 AM) express lane speeds averaged 5 miles per hour (mph) faster than all lanes.
 - Northbound peak period (3 PM - 6 PM) express lane speeds averaged 11 mph faster than all lanes.
- Solo drivers carrying CAV tags receive a 50% toll discount.
 - Single-occupant CAVs were 3.6% of total single-occupancy trips taken during the quarter.
- The average assessed toll for SOV motorists was \$2.38 and \$4.91 for southbound and northbound, respectively.
- CHP performed 497 hours of enforcement services and made 596 enforcement contacts during Q1.

Fiscal Impact: There is no fiscal impact. This is an information item only.

Attachment:

- A. I-680 Express Lane Operations Update (FY 2022-23 Q4 and FY 2023-24 Q1)



ALAMEDA COUNTY TRANSPORTATION COMMISSION

I-680 Express Lanes

Quarterly Operations Update

TOLL-PAYING
VEHICLES

TRANSIT

I-680 Express Lanes Sunol JPA
Attachment A

I-680 Express Lanes Overview



Rules of the Road

- Hours are 5 AM – 8 PM, Monday through Friday
- FasTrak® is required for all users
- Carpools (2+), motorcycles, and transit buses travel toll-free with FasTrak Flex set to HOV2 or HOV3+
- Eligible single-occupant clean-air vehicles receive a 50% toll discount



I-680 Express Lanes Sunol JPA

Apr – Jun 2023 (FY 2022-23 Q4) Performance Highlights

- Motorists made nearly 1.7 million express lane trips during operational hours in Q4.
 - Daily express lane trips averaged 27,000 a day.
 - Paid trips totaled 905,000, or 14,000 trips per day.
 - Toll-free trips made up 47% of all trips.
- On average, express lane users experienced better traffic conditions compared to all lanes, particularly during peak commute hours.
 - Southbound peak period (7 AM - 10 AM) express lane speeds averaged 7 miles per hour (mph) faster than all lanes.
 - Northbound peak period (3 PM – 6 PM) express lane speeds averaged 15 mph faster than all lanes.
- Solo drivers carrying clean-air vehicle (CAV) tags receive a 50% toll discount.
 - Single-occupant CAVs were 1.6% of total single-occupancy trips taken during the quarter.
- The average assessed toll for single occupancy vehicle (SOV) motorists was \$2.91 and \$5.04 for southbound and northbound, respectively.
- CHP performed 315 hours of enforcement services and made 469 enforcement contacts during Q4.



I-680 Express Lanes Sunol JPA

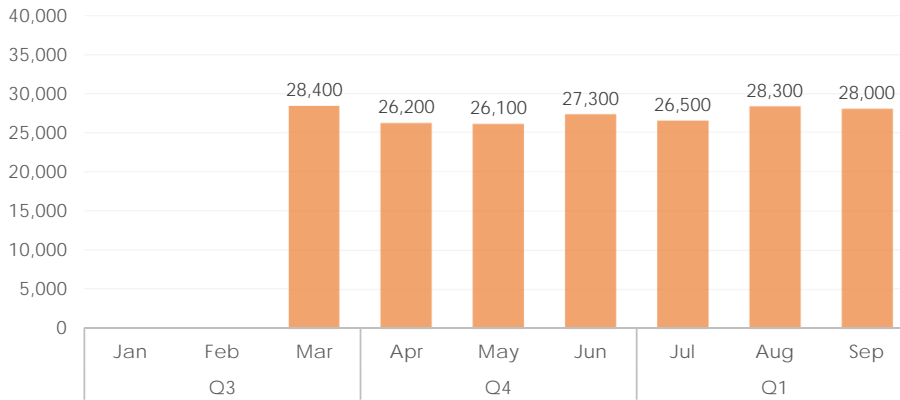
Jul – Sep 2023 (FY 2023-24 Q1) Performance Highlights

- Motorists made nearly 1,742,000 express lane trips during operational hours in Q1.
 - Daily express lane trips averaged 28,000 a day, a 4% increase from the previous quarter.
 - Paid trips totaled 899,000, or 14,000 trips per day, which is similar to the previous quarter.
 - Toll-free trips made up 48% of all trips, which is a 1% increase over the previous quarter.
- On average, express lane users experienced better traffic conditions compared to all lanes, particularly during peak commute hours.
 - Southbound peak period (7 AM - 10 AM) express lane speeds averaged 5 miles per hour (mph) faster than all lanes.
 - Northbound peak period (3 PM - 6 PM) express lane speeds averaged 11 mph faster than all lanes.
- Solo drivers carrying CAV tags receive a 50% toll discount.
 - Single-occupant CAVs were 3.6% of total single-occupancy trips taken during the quarter.
- The average assessed toll for SOV motorists was \$2.38 and \$4.91 for southbound and northbound, respectively.
- CHP performed 497 hours of enforcement services and made 596 enforcement contacts during Q1.



I-680 Express Lanes Sunol JPA

Average Daily Express Lane Trips Through FY 2023-24 Q1



Q4 of FY 2022-23

1,700,000
Total Trips

Q1 of FY 2023-24

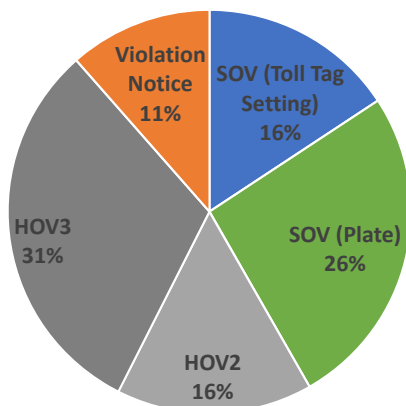
1,742,000
Total Trips

Over 3.4 million express lane trips have been taken during tolling hours since the I-680 Sunol Express Lanes opened on March 31, 2023. Express Lanes saw an average of 27,100 trips per day. Note: March consisted of 1 tolling day.



I-680 Express Lanes Sunol JPA

Typical Express Lane Trip User Breakdown FY 2022-23 Q4



Toll-free trips made up 47% of all trips in Q4 of FY22-23.

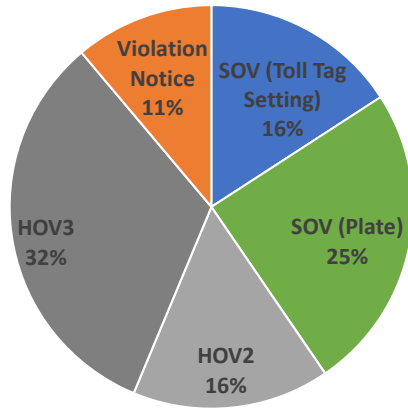
During Q4, 76% of all trips taken by users without a toll tag were matched to a FasTrak® account using license plates and assessed tolls. All others were issued violation notices.



I-680 Express Lanes Sunol JPA

Typical Express Lane Trip User Breakdown

FY 2023-24 Q1



Toll-free trips made up 48% of all trips in Q1 of FY23-24.

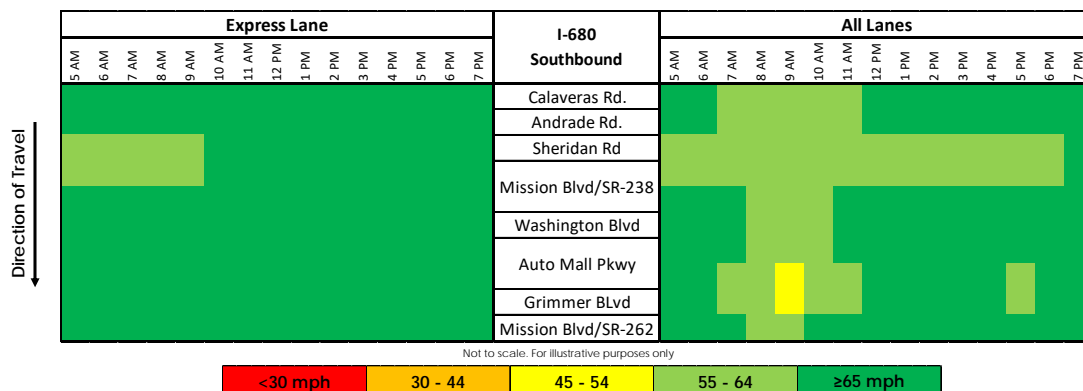
During Q1, 76% of all trips taken by users without a toll tag were matched to a FasTrak® account using license plates and assessed tolls. All others were issued violation notices.



I-680 Express Lanes Sunol JPA

Southbound I-680 Corridor Speed Heat Maps

FY2022-23 Q4



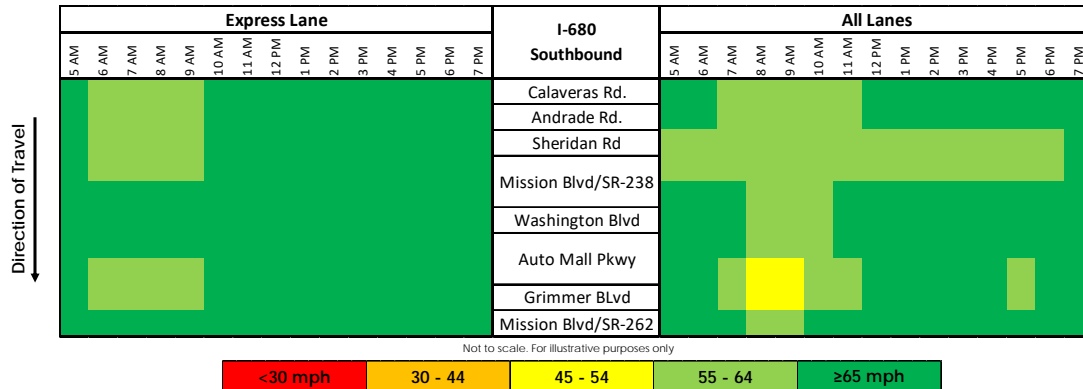
Southbound peak period (7 AM - 10 AM) express lane speeds averaged 7 miles per hour (mph) faster than all lanes.



I-680 Express Lanes Sunol JPA

Southbound I-680 Corridor Speed Heat Maps

FY2023-24 Q1



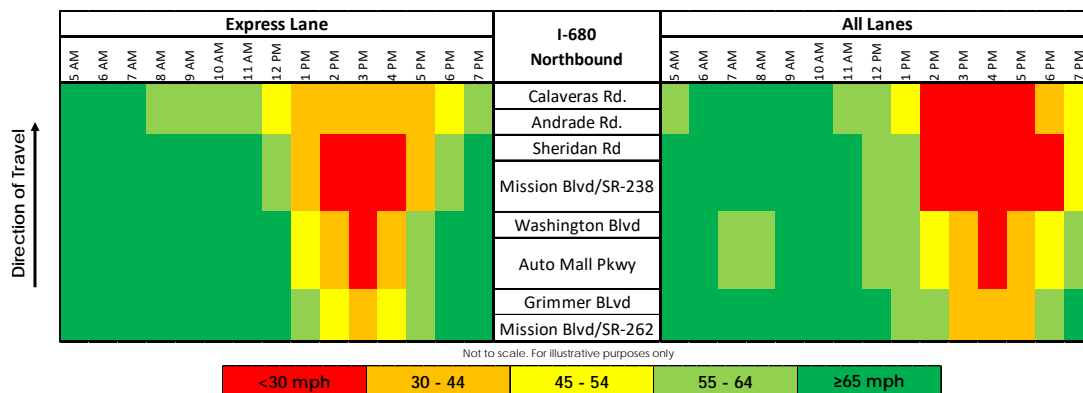
Southbound peak period (7 AM - 10 AM) express lane speeds averaged 5 miles per hour (mph) faster than all lanes.



I-680 Express Lanes Sunol JPA

Northbound I-680 Corridor Speed Heat Maps

FY2022-23 Q4

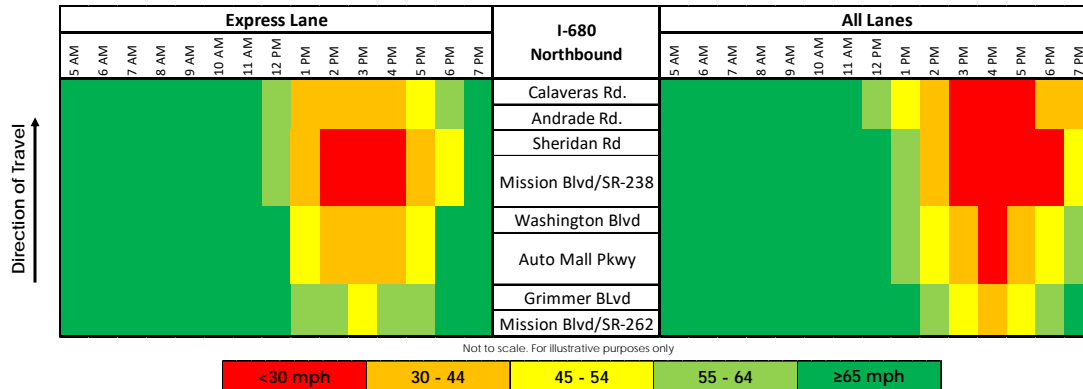


All lanes in the northbound direction experience low speeds from SR 84 to Auto Mall Parkway during the afternoon commute. However, northbound peak period (3 PM - 6 PM) express lane speeds averaged 15 mph faster than all lanes



I-680 Express Lanes Sunol JPA

Northbound I-680 Corridor Speed Heat Maps FY2023-24 Q1

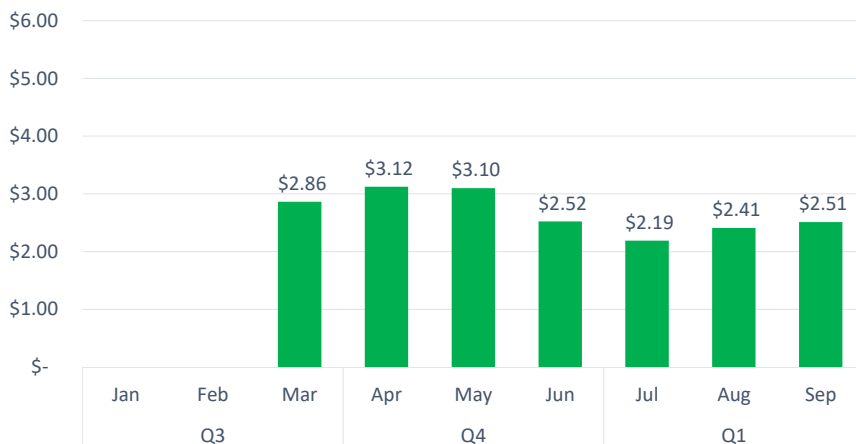


All lanes in the northbound direction experience low speeds from SR 84 to Auto Mall Parkway during the afternoon commute. However, northbound peak period (3 PM - 6 PM) express lane speeds averaged 11 mph faster than all lanes.



I-680 Express Lanes Sunol JPA

I-680 Southbound Average Assessed Toll



FY 2023-24 Q1:

Maximum Posted Toll:

\$6.65

Percent paying \$6.65
(Maximum Toll):

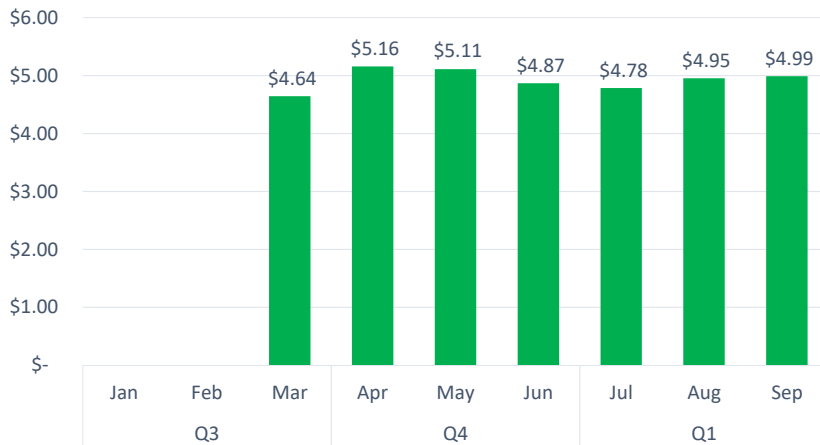
0.26%

While the maximum toll posted during peak times is \$6.65, only 0.26% of toll payers chose to pay \$6.65. The remaining users paid a lesser toll, and the average assessed toll for all toll-paying users was \$2.38 in FY 2023-24 Q1.



I-680 Express Lanes Sunol JPA

I-680 Northbound Average Assessed Toll



FY 2023-24 Q1:

Maximum Posted Toll:

\$11.00

Percent paying \$11.00
(Maximum Toll):

4.13%

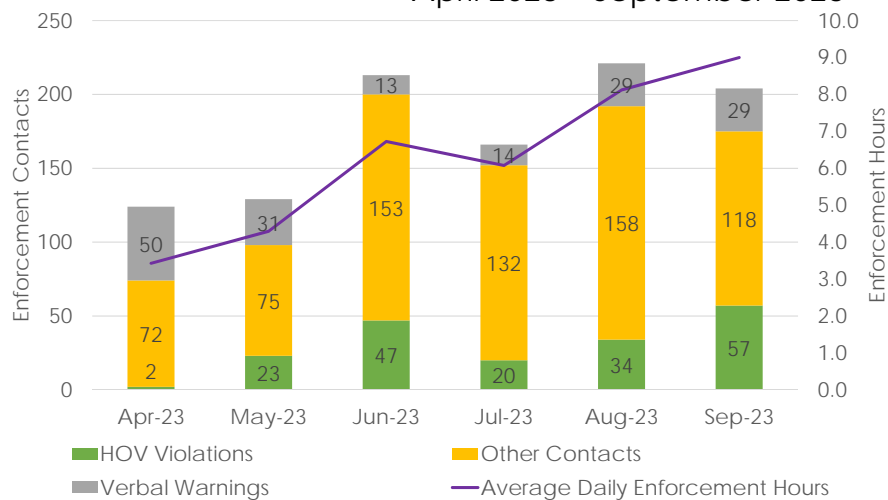
While the maximum toll posted during peak times is \$11.00, only 4% of toll payers chose to pay \$11.00. The remaining users paid a lesser toll, and the average assessed toll for all toll-paying users was \$4.91 in FY 2023-24 Q1.



I-680 Express Lanes Sunol JPA

I-680 CHP Enforcement

April 2023 – September 2023



The California Highway Patrol provides enforcement of the I-680 Express Lanes. CHP recorded 469 enforcement contacts in FY 22-23 Q4, 15% of which resulted in HOV citations issued. CHP recorded 596 enforcement contacts in FY 23-24 Q1, 19% of which resulted in HOV citations issued.



I-680 Express Lanes Sunol JPA

For more information, visit
www.AlamedaCTC.org/expresslanes

Alameda County Transportation Commission • 1111 Broadway, Suite 800
Oakland, CA 94607 • 510.208.7400





Memorandum

5.1

1111 Broadway, Suite 800, Oakland, CA 94607

• PH: (510) 208-7400

• www.AlamedaCTC.org

DATE: November 6, 2023

TO: I-680 Sunol Express Lane Joint Powers Authority

FROM: Patricia Reavey, Deputy Executive Director of Finance and Administration

SUBJECT: Approve the Sunol Smart Carpool Lane Joint Powers Authority Draft Audited Annual Financial Report for the Year Ended June 30, 2023

Recommendation

It is recommended that the Authority approve the Sunol Smart Carpool Lane Joint Powers Authority Draft Audited Annual Financial Report for the Year Ended June 30, 2023.

Summary

Pursuant to Section 8.2(iv) of the Joint Powers Agreement and Section 6505 of the California Government Code, an independent audit was conducted for the fiscal year ended June 30, 2023 by Maze & Associates Accountancy Corporation (Maze & Associates) with the objective of obtaining reasonable assurance about whether the financial statements as a whole are free from material misstatement and to issue an auditor's report that includes their opinion. All financial statements are the responsibility of management. As demonstrated in the Independent Auditor's Report on page one of the Draft Audited Annual Financial Report, the auditors of the Sunol Smart Carpool Lane Joint Powers Authority (Authority) have expressed what is considered to be an unmodified, or clean, audit opinion.

"In our opinion, the financial statements referred to above present fairly, in all material respects, the financial position of the business-type activities of the Authority as of June 30, 2023, and the changes in financial position and cash flows thereof for the year then ended in accordance with accounting principles generally accepted in the United States of America."

Financial Highlights:

- Total net position increased by \$22.37 million or 438.0 percent from \$5.11 million to \$27.48 million as of June 30, 2023, compared to June 30, 2022. This increase is mostly due to contributed capital assets received from Alameda County Transportation

Commission on March 31, 2023 once tolling was activated following completion of phase one of Alameda CTC's Interstate 680 (I-680) Sunol Northbound Express Lane Project. Capital assets, net of accumulated depreciation, comprised \$21.26 million or 77.4 percent of the total net position at June 30, 2023.

- For the year ended June 30, 2023, cash and cash equivalents increased by \$1.79 million or 35.3 percent from \$5.07 million to \$6.85 million compared to June 30, 2022. This increase is mostly related to the resumption of revenue operations on the I-680 Southbound Express Lane and beginning revenue operations on the northbound lane on March 31, 2023.
- Operating revenue was \$2.95 million during fiscal year 2022-23. There was no operating revenue during fiscal year 2021-22 due to the suspension of revenue operations in August 2020 to allow for improvements to be made to the I-680 Express Lanes. The express lanes reopened for revenue operations just before the fourth quarter of fiscal year 2022-23. A small amount of violation revenue collected since returning to revenue operations is reflected in the operating revenue total for the first time this fiscal year and will continue in future years due to the implementation of an automated toll violation enforcement system.
- The Authority's total operating expenses including depreciation were \$2.31 million during fiscal year 2022-23, an increase of \$1.76 million or 323.1 percent over fiscal year 2021-22. This increase is attributed to the resumption of revenue operations on the southbound express lane and beginning revenue operations on the northbound express lane on March 31, 2023, resulting in a significant increase in operations and maintenance expenses. Operating expenses of \$2.31 million for fiscal year 2022-23 were primarily comprised of operations and maintenance costs.

As part of the audit process, Maze & Associates considered the Authority's internal controls over financial reporting as a basis for designing audit procedures that are appropriate in the circumstances for the purpose of expressing an opinion on the financial statements. They have not expressed an opinion on the effectiveness of the Authority's internal controls; however, Maze & Associates noted that they did not identify any deficiencies in internal controls that would be considered a material weakness.

Fiscal Impact: There is no fiscal impact associated with the requested action.

Attachment:

- A. [Sunol Smart Carpool Lane Joint Powers Authority Draft Audited Annual Financial Report for the Year Ended June 30, 2023](#)