AGENDA

REGULAR CITY COUNCIL MEETING OF THE BANNING CITY COUNCIL
CITY OF BANNING, CALIFORNIA

March 26, 2024
5:00 p.m.
In Chambers

Council Chambers
99 E. Ramsey Street
Banning, CA 92220

The following information comprises the agenda for the regular meeting of the Banning City Council, a joint meeting of the City Council and Banning Utility Authority, and the Banning City Council sitting in its capacity as the Banning Successor Agency Board.

Per City Council Resolution 2016-44, matters taken up by the Council before 10 p.m. may be concluded, but no new matters shall be taken up except upon a unanimous vote of the council members present and voting. Such an extension shall only be valid for one hour and each hour thereafter shall require a renewed action for the meeting to continue.

1. CALL TO ORDER

1.1 INVOCATION
Performed by Pastor David Diaz of Calvary Chapel Sweet Hills

1.2 PLEDGE OF ALLEGIANCE

1.3 ROLL CALL

2. AGENDA APPROVAL

2.1 AGENDA APPROVAL

3. PRESENTATIONS

4. REPORT ON CLOSED SESSION

Serita Young, City Attorney

5. PUBLIC COMMENTS, CORRESPONDENCE, APPOINTMENTS, AND REPORTS

5.1 PUBLIC COMMENTS

5.2 CORRESPONDENCE

5.3 APPOINTMENTS

5.4 CITY COUNCIL COMMITTEE REPORTS

5.5 CITY MANAGER'S REPORT

5.6 CITY ATTORNEY'S REPORT

5.7 CITY TREASURER'S REPORT

6. CONSENT ITEMS

The following items have been recommended for approval and will be acted upon simultaneously, unless a member of the City Council/Banning Utility Authority/Successor Agency Board wishes to remove an item for separate consideration.

6.1 Approval of the Meeting Minutes for the March 12, 2024 City Council Meetings
Recommendation: Approve the minutes of the March 12, 2024 City Council Meetings.

6.2 Receive and File Accounts Payable and Payroll Warrants Issued in the Month of February 29, 2024
Recommendation: Receive and file the warrants for period ending February 29, 2024, per California Government Code Section 37208.

6.3 Receive and File Cash and Investments Report for the Month of February 2024
Recommendation: That City Council receive and file Cash and Investment Report for February 2024 on this day, March 19, 2024, in accordance with California Government Code 53646.

6.4 Receipts, Disbursements, & Fund Balances Reporting for Fiscal Year 2021-22, Fiscal Year 2022-23, and Fiscal Year 2023-24 Through Period 8
Recommendation: Receive and file report on Receipts, Disbursements, & Fund Balances Reporting for Fiscal Year 2021-22, Fiscal Year 2022-23, and Fiscal Year 2023-24 Through Period 8.

6.5 Receive and File Police Department Statistics for the Month of February 2024.
Recommendation: Receive and file Police Department statistics for the month of February 2024.

6.6 Receive and File Fire Protection Services Statistics for the Month of February 2024
Recommendation: Receive and file Fire Department statistics for the month of February 2024.

6.7 Public Works Capital Improvement Project Tracking List
Recommendation: Receive and file.

6.8 Receive and File Code Enforcement Update and Statistics for the Month of February 2024
Recommendation: Receive and file Code Enforcement statistics for the month of February 2024.

6.9 Receive and File Contracts Approved Under the City Manager's Signature Authority and Inventory Reports
Recommendation: Receive and file.

6.10 Consideration of Completion of Various Improvements Related to the Atwell Specific Plan Development and Authorization the 90% Bond Exoneration
Recommendation: Accept as complete various improvements related to the Atwell Specific Plan Development and authorize a 90% bond exoneration.

6.11 Second Reading and Adoption of Ordinance 1601, Amending Sections 2.42.030(B), 2.42.040(A), 2.42.040(B)(2) of Chapter 2.42 (Youth Council) of Title 2 (Administration and Personnel) of the Banning Municipal Code to Modify the Composition of, the Meeting Times for, and the Quorum Requirements for the Banning Youth Council, and Making a

Determination of Exemption from the California Environmental Quality Act
Recommendation: Conduct second reading and adopt Ordinance 1601.

6.12 Consideration of Resolution 2024-50, Approving Contract Amendment No. 3 with Joe A. Gonsalves & Son to Provide Services in Legislative Advocacy and Governmental Affairs
Recommendation: Adopt Resolution 2024-50.

6.13 Consideration of Resolution 2024-51, Declaring the Intention to Levy and Collect Assessments for Fiscal Year 2024/2025, Approving the Engineer's Report and Setting the Date for the Public Hearing for Landscape Maintenance District No. 1
Recommendation: Adopt Resolution 2024-51.

7. PUBLIC HEARINGS

7.1 Consideration of Introduction and First Reading of Ordinance 1602, Amending Section 3.36.020 (Definition) and Table C (Parks and Recreation Services) of Section 3.36.080 (Schedule of Fees and Service Charges) of Chapter 3.36 (Fee and Service Charge Revenue / Cost comparison of Title 3 (Finance and Revenue) of the Banning Municipal Code to define Direct Variable Program Costs and amend the cost recovery percentage of certain Parks and Recreation Program fees; and Consideration of Resolution 2024-52, adopting an amendment to the Community Services Department and Fee Group schedule of the Master Fee Schedule to amend fees and charges for certain parks and recreation programs and making a Determination of Exemption from the California Environmental Quality Act
Recommendation: 1) Conduct the first reading of, and introduce Ordinance 1602, as read by title only; and
2) Adopt Resolution 2024-52.

8. REPORTS OF OFFICERS

8.1 Consideration of Whether to Conduct a Citywide Forensic Investigation and, if so, Select a Finalist from the Request for Proposals for Citywide Forensic Investigation Services
Recommendation: Confirm the City Council's consensus to engage a firm to perform a citywide forensic investigation of Treasury functions with a focus on cash and, if so, select one of the finalist firms that submitted a proposal in response to the Request for Proposals for Citywide Forensic Investigation Services and direct the City Manager to negotiate an agreement with the selected firm for the City Council's future consideration.

9. DISCUSSION ITEMS

9.1 Discussion of Council Policy Changes Regarding Extension of Meetings and Disparaging Remarks Made by Members of the City Council
Recommendation: Provide direction to the City Manager regarding changes to City Council policy.

9.2 Discuss Adding a City of Banning Identifier to the San Gorgonio Avenue Overpass
Recommendation: Discuss adding a City of Banning identifier to the San Gorgonio Avenue Overpass and provide direction to staff.

10. ITEMS FOR FUTURE AGENDAS

10.1 NEW ITEMS
10.2 EXISTING ITEMS

1. Grow Banning (Sanchez)
2. Food Desert Zoning Overlay (Minjares)
3. Beautification of San Gorgonio Overpass Funding (Gonzales)
4. Scope and Duties of the Budget and Finance Committee (Wallace)

5. Neighborhood Groups/Identities (Minjares)
6. Update on Community Garden (Flynn)
7. Donation Policy (Flynn)
8. Zencity Contract (Flynn)
9. Cannabis Ordinance/Moratorium (Flynn)
10. Zoom Options for Public Meetings (Flynn)

11. ADJOURNMENT

Next Regular Meeting – April 9, 2024

AFFIDAVIT • DECLARACIÓN JURADA

IT IS HEREBY CERTIFIED under the laws of the State of California that the above agenda was posted on the City's website (www.banningca.gov) as well as the Bulletin Board at Banning City Hall, located at 99 E Ramsey Street, Banning, CA 92220, at least 72 hours in advance of the meeting.

Caroline Patton, Administrative City Clerk
Secretario adjunto de la ciudad

PUBLIC NOTICE • NOTICIA PÚBLICA

Meeting Agendas and Notices

Interested in receiving email and/or text notifications of upcoming City Council meetings? Sign up for meeting notifications through the City's website. Pursuant to amended Government Code §54957.5(b), staff reports and other public records related to open session agenda items are available on the City's website (www.banningca.gov/).

Public Comment

Agenda Items

Any member of the public may address this meeting of the City Council on any item appearing on the agenda. A five-minute limitation shall apply to each member of the public and no member of the public shall be permitted to share their time with any other person.

Non-Agenda Items

Any member of the public may address this meeting of the Council on any item which does not appear on the regular meeting agenda but is of interest to the general public and is an item upon which the Council may act. A three-minute limitation shall apply to each member of the public and no member shall be permitted to share their time with any other person. No action shall be taken, nor discussion held by the Council, on any item which does not appear on the agenda, unless the action is otherwise authorized in accordance with the provisions of subdivision (b) of §54954.2 of the Government Code.

Special Assistance/Accessibility Requests

In compliance with the Americans with Disabilities Act, any member of the public may request that the agenda and agenda packet be mailed to them. If you need special assistance to participate in this meeting (such as translation services), please contact the City Clerk's Office. Advanced notification of at least 48 hours prior to the meeting will allow the city to make arrangements to ensure your accessibility.

¿Necesita servicios de traducción para participar? Contacto Oficina del Secretario de la Ciudad.

CONTACT • CONTACTO

City Clerk's Office | 951-922-3102 | CityClerks@banningca.gov
99 East Ramsey Street, Banning, California 92220

CITY OF BANNING
STAFF REPORT

TO:	**CITY COUNCIL**
FROM:	**Douglas Schulze, City Manager**
PREPARED BY:	**Caroline Patton, Administrative City Clerk**
MEETING DATE:	**March 26, 2024**
SUBJECT:	**Approval of the Meeting Minutes for the March 12, 2024 City Council Meetings**

RECOMMENDATION:

Approve the minutes of the March 12, 2024 City Council Meetings.

BACKGROUND:

After every meeting, the City Clerk's Office prepares meeting minutes. The City Council reviews and approves these minutes either as presented or with modifications.

JUSTIFICATION:

These minutes have been prepared as Action Minutes in accordance with City Council Resolution 1995-21 and Government Code Sections 36814, 40801, and 54953(c)(2).

FISCAL IMPACT:

None

ALTERNATIVES:

1. Approve as recommended.
2. Approve with modifications.

ATTACHMENTS:

1. 2024 03 12_Minutes_Special Meeting - Closed Session.pdf
2. 2024 03 12_Minutes_Special Meeting - Workshop.pdf
3. 2024 03 12_Minutes_Regular Meeting.pdf

The following information comprises the minutes for a special meeting of the City Council, a joint meeting of the Banning City Council and Banning Utility Authority and a joint meeting of the Banning City Council and the Banning City Council sitting in its capacity as the Successor Agency Board.

MINUTES **3/12/2024**
CITY COUNCIL **SPECIAL MEETING**

COUNCIL MEMBERS PRESENT: Council Member Sheri Flynn* *Arrived at 3:04 p.m.*
Council Member David Happe
Mayor Alberto Sanchez
Council Member Colleen Wallace

COUNCIL MEMBERS ABSENT: Mayor Pro Tem Rick Minjares

OTHERS PRESENT: Doug Schulze, City Manager
Serita Young, City Attorney
Marie Calderon, City Clerk
Caroline Patton, Administrative City Clerk
Art Vela, Director of Public Works

*Arrived at 3:04 p.m.

1. CALL TO ORDER

Mayor Sanchez called the special meeting to order at 3:02 p.m.

1.1 Roll Call

COUNCIL MEMBER	PRESENT:	ABSENT
Flynn, Sheri	✕	
Happe, David	✕	
Minjares, Rick		✕
Sanchez, Alberto	✕	
Wallace, Colleen	✕	

2. PUBLIC COMMENT – *Agenda Items*

None

3. CLOSED SESSION

Serita Young, City Attorney, read the closed session citations.

3.1. CONFERENCE WITH LABOR NEGOTIATORS
Pursuant to Government Code Section 54957.6
Agency Designated Representatives: Doug Schulze, City Manager; Art Vela, Director of Public Works; Lincoln Bogard, Finance Director; Nicole Jews, Human Resources Manager; Shelline Bennett, LCW, City Counsel

Employee Organization: International Brotherhood of Electrical Workers (IBEW) General Unit; International Brotherhood of Electrical Workers (IBEW) Utility Unit; Teamsters

3.2. CONFERENCE WITH REAL PROPERTY NEGOTIATORS
Property: 786 John Street (APN: 541-232-013, corner of Hargrave and John Streets)
Agency negotiator: Doug Schulze, City Manager; Art Vela, Director of Public Works
Negotiating parties: Elite Mortgage & Financial Services
Under negotiation: Price and terms of payment

4. ADJOURNMENT

The Special City Council meeting adjourned at 3:24 p.m.

Minutes Prepared by:

Caroline Patton, Administrative City Clerk

*These minutes have been prepared as **Action Minutes** in accordance with City Council Resolution 1995-21 and Government Code Sections 36814, 40801, and 54953(c)(2).*

This entire meeting and all associated documents may be viewed here:
http://banning.ca.us/755/Agendas-and-Minutes---2024-to-Present

The following information comprises the minutes for a special meeting of the City Council, a joint meeting of the Banning City Council and Banning Utility Authority and a joint meeting of the Banning City Council and the Banning City Council sitting in its capacity as the Successor Agency Board.

MINUTES **3/12/2024**
CITY COUNCIL **SPECIAL MEETING**

COUNCIL MEMBERS PRESENT: Council Member Sheri Flynn
Council Member David Happe
Mayor Pro Tem Rick Minjares
Mayor Alberto Sanchez
Council Member Colleen Wallace

COUNCIL MEMBERS ABSENT: None

OTHERS PRESENT: Doug Schulze, City Manager
Serita Young, City Attorney
Marie Calderon, City Clerk
Caroline Patton, Administrative City Clerk
John Garside, Multimedia Specialist
Lincoln Bogard, Administrative Services Director
Barbara Mason, Purchasing Manager

1. CALL TO ORDER

Mayor Sanchez called the special meeting to order at 3:30 p.m.

1.1 Roll Call

COUNCIL MEMBER	PRESENT:	ABSENT
Flynn, Sheri	✕	
Happe, David	✕	
Minjares, Rick	✕	
Sanchez, Alberto	✕	
Wallace, Colleen	✕	

2. PUBLIC COMMENT – *Agenda Items*

- Diego Rose
- John Hagen
- Frank Connolly
- Frank Burgess
- David Ellis
- Richard Royce

3. WORKSHOP

3.1. Interviews of Finalists from the Request for Proposals for Citywide Forensic Investigation Services

Lincoln Bogard, Administrative Services Director, presented the staff report.

Presentations followed:

- Forvis, LLP (represented by Rand Gambrell)
- Marsh Minick, PC (represented by Melissa Minick)
- BDO USA, LLP (represented by Sly Atayee and Corey Eide)

Motion to continue this item to the March 26, 2024 Regular City Council Meeting.

Motion by Council Member Flynn
Seconded by Mayor Sanchez

COUNCIL MEMBER	YES	NO	ABSTAIN	RECUSE	ABSENT
Flynn, Sheri	✕				
Happe, David	✕				
Minjares, Rick	✕				
Sanchez, Alberto	✕				
Wallace, Colleen	✕				

Motion approved by a vote of 5-0.

4. ADJOURNMENT

The Special City Council meeting adjourned at 5:49 p.m.

Minutes Prepared by:

Caroline Patton, Administrative City Clerk

*These minutes have been prepared as **Action Minutes** in accordance with City Council Resolution 1995-21 and Government Code Sections 36814, 40801, and 54953(c)(2).*

This entire meeting and all associated documents may be viewed here:
http://banning.ca.us/755/Agendas-and-Minutes---2024-to-Present

---

ATTACHMENTS:

Exhibit A – Presentation by Forvis, LLP
Exhibit B – Presentation by Marsh Minick, PC
Exhibit C – Presentation by BDO USA, LLP

Exhibit A

FORVIS™

Prepared for
City of Banning

March 2024

FORVIS is a trademark of FORVIS, LLP, registration of which is pending with the U.S. Patent and Trademark Office.

Presenter Bio

Rand Gambrell, CVA, CFE, ABV, CFF
Managing Director

rand.gambrell@forvis.com

- Rand has more than 20 years of experience in business valuation services, forensic accounting, economic damage analysis, fraud auditing, and bankruptcy.
- His experience also includes performing audits and consulting services for large national and international companies while with an international accounting firm.
- Performs valuations for transactions, restructurings, marital dissolutions, and income tax-related purposes and provides economic analysis of damage.
- Helos identify source and use of funds through forensic accounting and provides financial consulting related to bankruptcy.
- He also performs consulting services, serving both as an expert witness and a neutral “referee,” in a variety of post-acquisition and other dispute matters.

FORVIS is a trademark of FORVIS, LLP, registration of which is pending with the U.S. Patent and Trademark Office

City of Banning – What We Heard

- The City of Banning (the “City”) is requesting a review of existing cash receipt and disbursement controls to identify fraud and misconduct risk areas and to provide recommendations to assist the City in improving these controls.
- In addition, the City is requesting forensic accounting and investigation services to help identify abnormal financial activity relating to receipts and disbursements (including tax receipts and distributions).
- If necessary, the City will need expert witness services to assist with asset recovery and restitution.

FORVIS is a trademark of FORVIS, LLP, registration of which is pending with the U.S. Patent and Trademark Office

Project Plan & Schedule: Control Assessment, Testing, & Deliverables

The objective of the control assessment is to evaluate the current-state processes, structure, systems and resources to identify high risk areas and to recommend strategies to enhance efficiency, effectiveness, and timeliness. FORVIS does not subscribe to the playbook of "one-size-fits-all" when it involves assessing and testing complex operations. Instead, we tailor a customized program of procedures specific to the City and aligned with your unique requirements and objectives.

We employ a phased approach that commences with a discovery phase which provides a targeted foundation for subsequent phases. This approach informs the plan, scope and procedures for Phase 2. We will collaborate with management to develop and refine clear objectives and the goals of the overall engagement. Each phase is comprised of the following objectives and areas of focus:

Phase 1 (Month 1):

Discovery – To be well-informed, targeted, collaborative, aligned, and focused on developing key objectives and strategies

- **Understanding Current State –** Gain a baseline understanding of current operations, processes, systems and resources
- **Identify Key Challenges –** Issues can range from inefficiencies, redundancies, control gaps, resource constraints, reporting structure or system/data challenges.
- **Defining Objectives & Goals –** Procedures enable the identification of specific areas to prioritize for assessment and to align with business strategy resulting in a successful outcome.
- **Data Collection & Analysis –** Documentation of existing processes, systems and performance metrics provides us with the necessary insight to customize a detailed plan for subsequent phases.
- **Stakeholder Engagement –** Relevant stakeholders provide valuable insight & perspective as we refine objectives.
- **Planning & Resource Allocation –** Understanding of resource allocation, job responsibilities, performance monitoring & skill requirements.

Deliverables

- Phase 2 project plan and timeline

Phase 2 (Months 1 & 2):

Analysis & Recommendations – Assessment of people, processes, structure, and systems

- **Process Mapping –** Create high-level visual representations of process steps, inputs, outputs, decisions points to identify inefficiencies or redundant processes to formulate recommendations to streamline processes.
- **Data Collection & Analysis –** Assessment of performance metrics, cycle times, error rates, and other key indicators to identify trends and patterns. Could include an integrity assessment of critical data and reporting relied upon for decision making and monitoring.
- **Observation & Work Sampling –** Observing the processes in action to detect resource waste, productivity measures and identification of time-consuming tasks. This involves interviews and potential surveys.
- **Technology Evaluation –** Assessing the effectiveness, functionality, and integration of key systems within critical processes.
- **Root Cause Analysis –** Essential to formulating meaningful recommendations to address areas of challenge.

Deliverables

- Prioritized recommendations to provide a detailed testing and internal control remediation roadmap (for Phase 3)

Phase 3 (Months 2 & 3):

Implementation – Transaction Testing

- **Test of Transactions –** Based on the detailed testing and internal control remediation roadmap developed in Phase 2, execute detailed testing using a combination of data analytics and focused transaction analysis.
- **Revisit Testing Based on Preliminary Results** – based on preliminary testing and with the input of City personnel, revisit testing strategies to help ensure high risk areas have been adequately addressed

Deliverables

- **Project Status Updates** – as detailed control and transaction testing procedures are performed, hold periodic update meetings with City personnel to review procedures performed and initial testing results.

FORVIS is a trademark of FORVIS, LLP, registration of which is pending with the U.S. Patent and Trademark Office

Project Plan and Schedule Continued

Phase 4:
Reporting (Month 4)

- **Preliminary Oral Report** - provide an oral report to City personnel of procedures performed, findings, and resulting recommendations
- **Recommendations** - provide recommendations regarding additional procedures (if any) recommended by FORVIS
- **Final Written Report** - provide a final report to the City of procedures performed, findings, and resulting recommendations

Phase 5:
Additional Procedures (TBD)

- As requested, FORVIS personnel will provide additional forensic accounting, dispute consulting, and expert witness services to assist the City in its asset recovery and restitution efforts.

FORVIS is a trademark of FORVIS, LLP, registration of which is pending with the U.S. Patent and Trademark Office

The FORVIS Difference

Here's what sets us apart:

Industry Expertise - Best practices learned from similar institutions and confidence in guidance from advisors.

National Resources and Depth of Solutions – Solutions to your evolving challenges and concerns.

Well-Rounded Team of Professionals – We will assemble an integrated team of forensic and internal audit/control specialists to address the unique risks and requirements of the City. We will combine our forensic, data analytics, internal control, and public sector experience into a customized approach to your assessment.

Public Sector Experience – FORVIS' internal control, forensics, and data analytics team has extensive experience working with state and local governments, assisting our clients in identifying internal control weaknesses and helping detect transactions indicative of potential fraud and abuse. FORVIS takes a proactive approach, assisting clients in strengthening internal deficiencies to help reduce fraud risks.

A Team with Litigation Support Experience – FORVIS' integrated team will include professionals with significant litigation support and testimony experience, providing a seamless transition into dispute consulting should fraudulent transactions and activity be identified.

Client Satisfaction

It may sound simplistic, but we believe the best way to know how we're doing is by simply asking our clients. We routinely seek input from our clients during our services through establishing a timeline of meetings to keep stakeholders apprised of our progress and findings, and to solicit feedback on our services and the manner in which we provide them. However, at FORVIS, client satisfaction expands well beyond individual engagement teams. Leaders of the firm routinely visit clients to monitor their satisfaction with our services, including managing partners, national industry partners and C-Suite executives. We also monitor client satisfaction by periodically issuing client satisfaction surveys, the results of which have generally been positive.

FORVIS is a trademark of FORVIS, LLP, registration of which is pending with the U.S. Patent and Trademark Office

Q & A Period

The information set forth in this presentation contains the analysis and conclusions of the author(s) based upon his/her/their research and analysis of industry information and legal authorities. Such analysis and conclusions should not be deemed opinions or conclusions by FORVIS or the author(s) as to any individual situation as situations are fact specific. The reader should perform its own analysis and form its own conclusions regarding any specific situation. Further, the author(s) conclusions may be revised without notice with or without changes in industry information and legal authorities.
FORVIS has been registered in the U.S. Patent and Trademark Office, which registration is pending.

FORVIS

Assurance / Tax / Advisory

Appendix

FORVIS

FORVIS is a trademark of FORVIS, LLP, registration of which is pending with the U.S. Patent and Trademark Office.

Advisory Overview

FORVIS combines deep industry experience, comprehensive advisory services, and a strong commitment to client service.

Powered by FORVIS Advisory's Accelerator Platform

- **Industry Focus**
- **Delivery Methodologies**
- **Strategic Alliances**
- **Project Management**
- **Technology Partnerships**
- **Talent Development**

CFO & Business	Accounting Advisory & Financial Reporting Business Transformation	CFO Data & Analytics CFO Digital Technology	Global Finance Performance & Process Improvement
Enterprise Risk & Quantitative	ESG & Climate Risk Quantitative Solutions	Risk Analytics & Reporting Risk Architecture & Technology	Data Management Risk Management & Controls
Internal Audit	Internal Audit Core Services Sarbanes Oxley (SOX) & Internal Controls over Financial Reporting	Internal Audit for Regulated Industries Contract Assurance Governance, Risk, & Compliance	Data Analytics & Automation
Regulatory	Anti-Financial Crime Regulatory Change & Process Improvement	Regulatory Compliance Regulatory Reporting, Data & Analytics	Regulatory Technology
Technology	Application & Infrastructure Services Cloud Services and Automation Digital Transformation	Enterprise Technology Strategy IT Risk & Controls System Implementation & Modernization	Technology Change Management Cybersecurity PCI Compliance

FORVIS is a trademark of FORVIS, LLP, registration of which is pending with the U.S. Patent and Trademark Office

Unmatched Client Experience: Proven Results

Our firm is committed to delivering Unmatched Client Experiences through exceptional quality and client service. In 2023, FORVIS won ClearlyRated's Best of Accounting Award for Service Excellence. ClearlyRated utilizes a Net Promoter® Score (NPS®) to determine the results. NPS is a simple metric based on a survey question that asks your clients how likely they are to recommend your firm to a friend or colleague on a numeric scale of 0 - 10. Below, we have shared statistics regarding FORVIS' NPS and comparable scores from other leading brands and our industry.

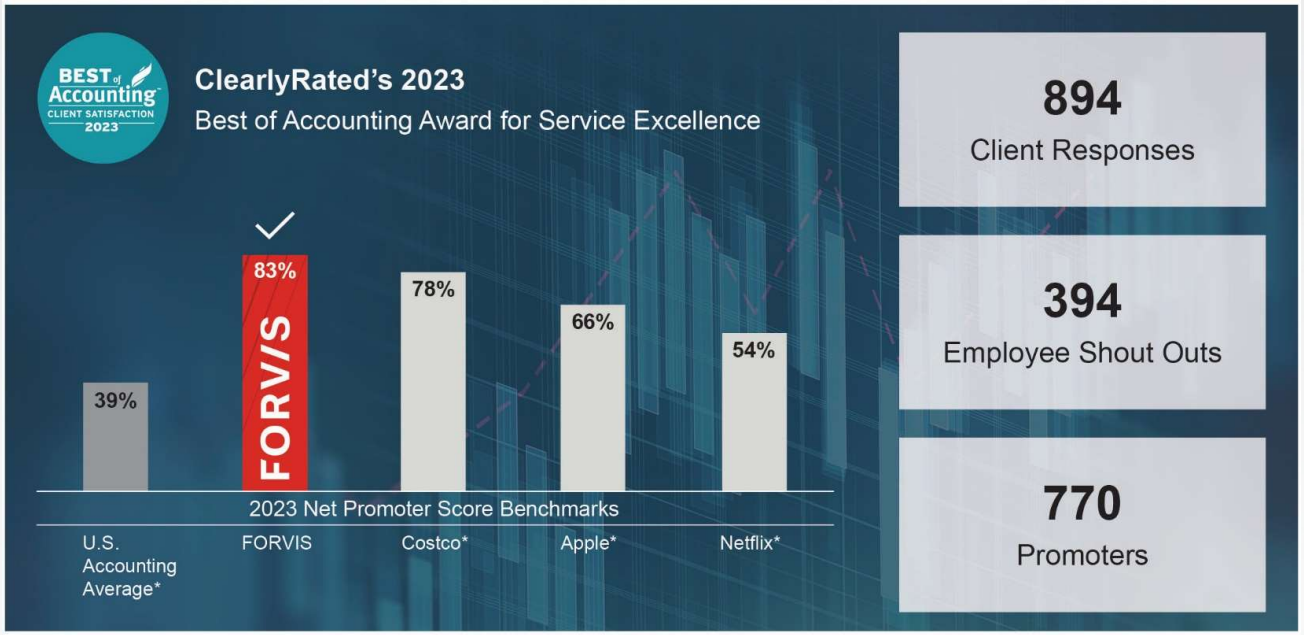

Net Promoter®, NPS®, NPS Prism®, and the NPS-related emoticons are registered trademarks of Bain & Company, Inc., NICE Systems, Inc., and Fred Reichheld. Net Promoter Score℠ and Net Promoter System℠ are service marks of Bain & Company, Inc., NICE Systems, Inc., and Fred Reichheld.

*ClearlyRated's FORVIS – August 2022 Client Survey - Summary Report

FORVIS is a trademark of FORVIS, LLP, registration of which is pending with the U.S. Patent and Trademark Office

Global Presence & Reach

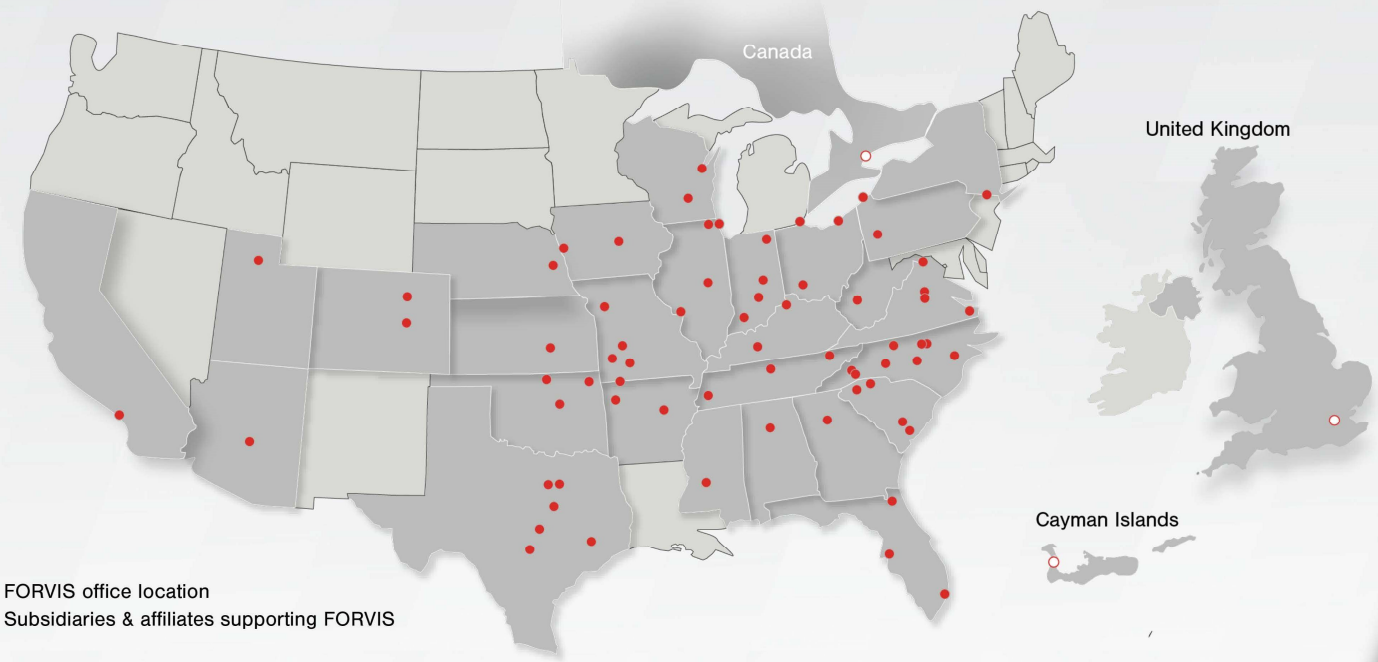

Subsidiaries & Affiliates Supporting FORVIS

- FORVIS Capital Advisors, LLC
- FORVIS Wealth Advisors, LLC
- FORVIS Global Advisory Canada ULC**
- FORVIS Global Advisory Ltd. UK**
- TALENT SHIFT, LLC

FORV/S

By the Numbers

Top 10
U.S. Public Accounting Firm *

27
States + Canada, U.K., & ** Cayman Islands

10+
Industries

72
Markets

550+
Partners & Principals

6,000+
Team Members

PRAXITY™ Empowering Business Globally

FORVIS is a member of Praxity™, an international alliance of independent accounting firms that offers multinational clients access to resources around the world.

FORVIS is a trademark of FORVIS, LLP. FORVIS registration is pending with the U.S. Patent and Trademark Office.

*FORVIS was ranked number eight on Inside Public Accounting's 2022 annual ranking of accounting firms by revenue.

**Services outside the United States are provided through our subsidiaries and/or affiliates supporting FORVIS.

Proposed Global Network – effective June 1, 2024

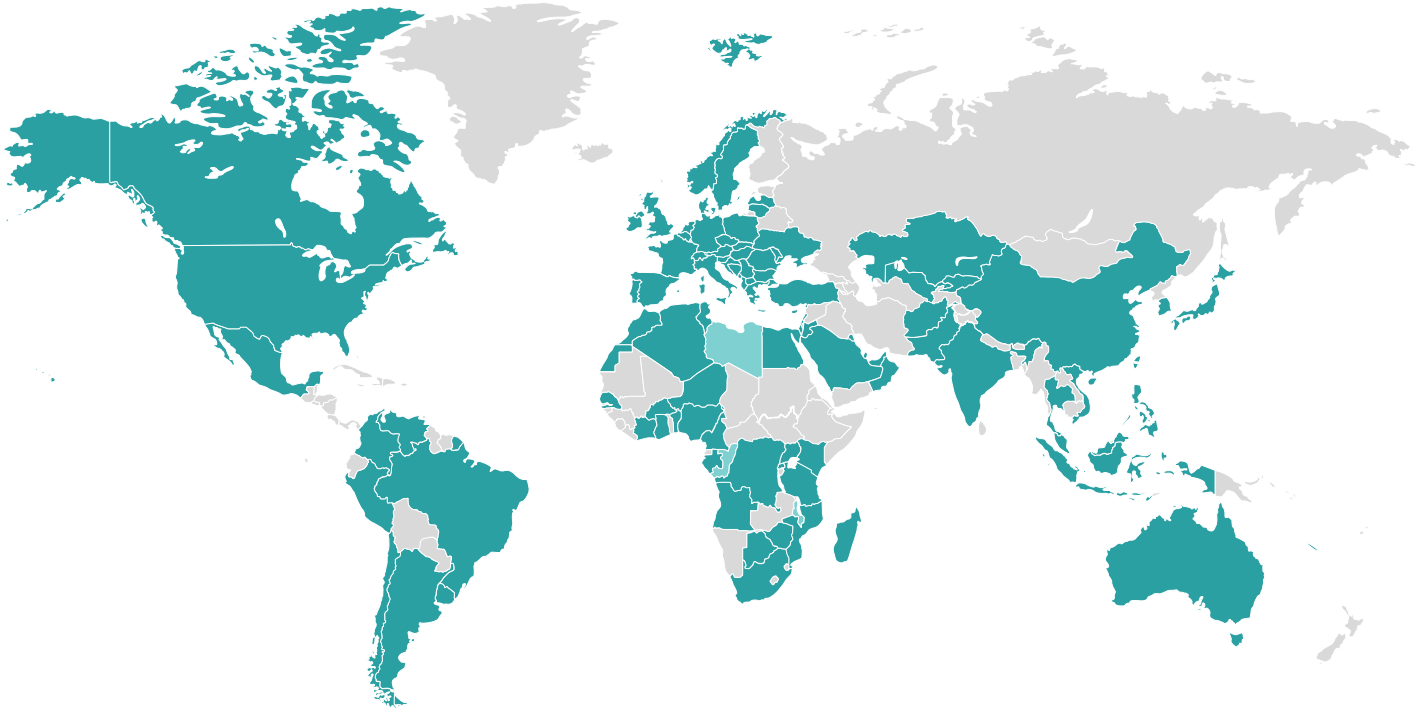

***Top 10**
Global network

****Top 10**
U.S. Public Accounting Firm

$5bn
Combined revenue (2023)

400
Combined countries, territories, & locations

300+
Combined offices

1,800+
Combined partners

40,000+
Combined employees

*Source: IAB World Network rankings, based on most recent rankings
2023 revenues: FORVIS $1.7bn (€1.6bn), Mazars (expected) $3bn (€2.8bn).
**Source: Inside Public Accounting, based on most recent rankings

FORVIS and Mazars have agreed to create a global network of two members. The new network will operate under a single brand Forvis Mazars, effective June 1, 2024
Mazars USA will join FORVIS in the U.S., effective June 1, 2024

Thank You!

Direct Contacts

Rand Gambrell, CPA, ABV, CFE, CFF

Managing Director/Engagement Executive

Rand.Gambrell@forvis.com

forvis.com

The information set forth in this presentation contains the analysis and conclusions of the author(s) based upon his/her/their research and analysis of industry information and legal authorities. Such analysis and conclusions should not be deemed opinions or conclusions by FORVIS or the author(s) as to any individual situation as situations are fact specific. The reader should perform its own analysis and form its own conclusions regarding any specific situation. Further, the author(s) conclusions may be revised without notice with or without changes in industry information and legal authorities.
FORVIS has been registered in the U.S. Patent and Trademark Office, which registration is pending.

FORVIS

Assurance / Tax / Advisory

Exhibit B

City of Banning
Forensic Audit & Investigation Services
March 12, 2024 Discussion

Phone: 971-266-1846
17548 NW Springville Rd. #17, Portland, OR 97229
Email: Melissa@MarshMinick.com & Brandi@MarshMinick.com
Website: www.MarshMinick.com

Marsh Minick PC

Presentation Outline

1. Background and About Marsh Minick
2. Past Forensic and Investigative Work
3. Work Summary Proposed for City of Banning
4. Timeline Proposed
5. Common Challenges to Overcome

Q & A

Marsh Minick, P.C. About Us

Marsh and Minick have been working together since 2003.

Specialize in forensic auditing, financial crime investigations, compliance and risk management for government and publicly-funded organizations. Nationwide services.

Brandi Marsh, MS, CAMS, CFE, CFCI

More than 25 years of experience in this field with college degrees and certifications:

- Master's of Science degree in Fraud and Forensics
  Carlow University, Pittsburgh, PA
- Bachelor's of Science degree in Accounting
  Eastern Oregon University, La Grande, OR
- Certified Anti-Money Laundering Specialist (CAMS) since 2009
- Certified Fraud Examiner (CFE) since 2013
- Certified Financial Crime Investigator (CFCI) since 2014

Melissa Frick Minick, MS, CFE, CFCI

More than 20 years of experience in this field with college degrees and certifications:

- Master's of Science degree in Fraud and Forensics
  Carlow University, Pittsburgh, PA
- Bachelor's of Science degree in Business Management
  Eastern Oregon University, La Grande, OR
- Certified Fraud Examiner (CFE) since 2012
- Certified Financial Crime Investigator (CFCI) since 2014
- Certificate from FBI Citizens Academy, Portland Chapter, in 2013

Registered in Oregon & Federal – Women Business Enterprise / Emerging Small Business

Examples of Past Forensic Engagements

City Governments

City of Portland's Office of Community and Civic Life

Forensic Audit that Marsh Minick discovered there was mismanagement of $179k of public money granted by the City and through public endowments for residential and commercial community services. The audit revealed fraud had occurred, problems administrating public funding and non-compliance.

Report to the City:
https://www.opb.org/pdf/Forensic%20Audit%20of%20SWNI_1605822641636.pdf

City of Pontiac, Michigan (Reference)

Forensic Audit of the entire citywide financials following allegations of wrongdoing by the former Mayor, Finance Director, and Executive Office staff. Examination resulted in $1.627 million impact of fraudulent use of grant funds, mishandling of contracts, improper invoicing and payments to contractors, and campaign finance violations of law.

Report to the City:
https://www.theoaklandpress.com/wp-content/uploads/2022/08/Forensic-Audit-Findings-Report-and-Recommendations-City-of-Pontiac-Reduced-1.pdf

City of Seattle's Treasury Department

Fraud Risk Assessment and Internal Controls Evaluation after cash was missing from the City's Treasury vault and cash handling procedures were not being followed. Recommended multiple improvements to the City's Treasury operations by improving measures and practices to secure public money.

Teacher's Retirement System of the City of New York

Fraud Risk Assessment and Internal Controls Evaluation of the public pension and retirement funds for City public school and university teachers. Recommended improvements to the City's processes, revised policies and procedures, and delivered training to City employees.

Work Summary for City of Banning

Marsh Minick proposes a ***risk-based examination***, which is a superior approach to focus on the area of greatest concern and perform targeted forensic analysis and testing to fully discover problems.

1) Planning & Information Gathering

- Planning and introductory meetings to assess concerns, risks, and discuss predicate and scope of work services
- Request information, obtain and collect records/files onsite and remotely, and review information.
- Conduct interviews with individuals that may have first-hand information, including former and current City officials, employees, or contractors, and collect any information they may have additionally.
- Perform investigative inquiries in special access and public databases, online websites, from other public entities, and locate other information retained external to the City (such as vendor and contractor files).

2) Assessment, Analysis and Testing

*** May continue interviewing and information gathering as needed to complete analysis and tests.**

Phase 1:

- Review governing documents that require adherence or compliance including bylaws, policies, procedures, and contracts
- Review financial and fund data, accounts, ledgers, transactions, reports, management and operational records, supporting communications (emails), and internal City working papers generated during the handling of financial.

Phase 2:

Perform risk-based forensic analysis/testing to identify suspicious activity, detect fraud, abuse, waste and/or mismanagement, to determine the legitimacy of accusations, and determine the extent and magnitude of problems:

- If warranted, perform financial crime investigation efforts, such as forensic testing and admission seeking interviews

3) Deliverables

Report of Findings that is evidence and fact-based, not a matter of opinion that is comprehensive about the major incidents or problem areas, calculation of the dollar amount of financial impacts, quantification and extent of the findings.

Recommendations for improvement based on problem incidents and areas from the report of findings

Verbal debrief or summary of the Report of Findings through a live virtual or in person meeting/attend City Council

Timeline Proposed

Phase 1 is anticipated to take 3 months
If warranted, Phase 2 is anticipated to take an extra 1 month

Deliverables take about 2 months to create and deliver through conclusion.

Phases	Month 1	Month 2	Month 3	Month 4	Month 5
Phase 1					
Phase 2					
Deliverables					

- Status Report every 2 Weeks that details progress, upcoming activities, preliminary information and findings where possible, and financial updates

Possible Challenges to Overcome

Often with forensic work there are challenges to overcome if encountered, such as:

- Data and information limitations

  When information and data is refused, incomplete, missing, lost, destroyed or no longer retained.
  - Perform investigative tactics to seek out, recover and/or recreate information and data needed, such as online searches, asking individuals interviewed for evidence, personally locating records from offices and/or city archives, requesting records from accountant, public record requests, possibility of subpoenas, and perform comparative analysis on an item-by-item basis.
  - Forensic analysis and testing will be specifically designed with the most credible information and data available discovered.

- Uncooperative and/or hostility

  When individual's have objections or reluctance to interview, hostility or hesitation to answer questions and provide evidence.
  - Flexible with the interview location or format for each individual.
  - Begin interviewing with most informative least-likely to object individuals, then perform targeted interviews; and finish interviewing with the alleged perpetrator after all fact-finding has occurred (may only get one chance).
  - Start each interview with general and background questions (soft-balls) as the interview progresses ease into direct questions after establishing some basic rapport with the person.

Thank You!

Q & A

Exhibit C

A PROPOSAL TO PROVIDE
PROFESSIONAL SERVICES FOR:

City of Banning, CA

NOVEMBER 28, 2023

November 28, 2023

Barbara Mason
Purchasing Manager
City of Banning
99 E. Ramsey St.
Banning, CA 92220

Dear Ms. Mason:

We thank you for the opportunity to present our qualifications for forensic accounting investigation services to the City of Banning ("the City").

BDO has a unique culture rooted in similar core values as the City and ensures not only a continuous focus on our clients and professionals, but also a long-term commitment to quality service. All of our clients experience our high-quality service approach characterized through direct access to top technical resources, and a streamlined project management structure delivered to drive the best possible value on every engagement.

Our professionals have extensive experience serving organizations like the City and have a proven track record of serving state and local government organizations. We apply a systematic and disciplined approach to ensure that any allegations or suspicions of fraud are, not only thoroughly investigated, but are traced to the root-cause so that potential weak points can be strengthened to mitigate future fraud risks.

The following proposal describing our capabilities outlines our understanding of the scope of services, our staff qualifications and past experience, and BDO's time-tested approach to conducting investigations. BDO believes it can provide the City with services that are the best value for the money through cost efficient and streamlined project management structures, which pull in subject matter expertise when necessary while also eliminating unnecessary overhead to drive value for our clients. BDO also has on-demand access to thousands of resources across the country and can utilize them to further drive cost efficiencies.

BDO is willing to enter into a contract with the City. Please see our contract considerations in Appendix A on page thirty-three the proposal document.

Throughout the RFP review process, on behalf of BDO the contact person is Sly Atayee, who can be reached by email at stayee@bdo.com or by phone at 703-336-1689.

We will furnish any additional information upon request. Again, we thank you for this opportunity and we look forward to further demonstrating our capabilities and distinctly different service approach. Please do not hesitate to call if you would like to discuss our service model or if we can provide you with any additional information.

Sincerely,

Andrea Espinola Wilson
Managing Partner
Industry Specialty Services
Direct: 703-963-4275
Email: aewilson@bdo.com

BDO USA, P.C., a Virginia professional corporation, is the U.S. member of BDO International Limited, a UK company limited by guarantee, and forms part of the international BDO network of independent member firms. BDO is the brand name for the BDO network and for each of the BDO Member Firms.

At BDO, our purpose is helping people thrive, every day. Together, we are focused on delivering exceptional and sustainable outcomes — for our people, our clients and our communities. Across the U.S., and in over 160 countries through our global organization, BDO professionals provide assurance, tax and advisory services for a diverse range of clients.

BDO is the brand name for the BDO network and for each of the BDO Member Firms. BDO USA, P.C., a Virginia professional corporation, is the U.S. member of BDO International Limited, a UK company limited by guarantee, and forms part of the international BDO network of independent member firms: www.bdo.com

Material discussed in this publication is meant to provide general information and should not be acted on without professional advice tailored to your needs.

© 2023 BDO USA, P.C. All rights reserved.

A PROPOSAL TO PROVIDE
PROFESSIONAL SERVICES FOR:

City of Banning, CA

NOVEMBER 28, 2023

BDO

35

Table of Contents

V.B.A Statement of Understanding and Approach	3
V.B.B Company Information	13
V.B.C Company Personnel	18
V.B.D Disclosure	25
V.B.E Evidence and References	27
Appendix	34

V.B.A Statement of Understanding and Approach

- An implementation plan that describes in detail (i) the methods, including controls by which your firm or entity manages projects of the type sought by this RFP; (ii) methodology for soliciting and documenting views of internal and external stakeholders; (iii) and any other project management or implementation strategies or techniques that the respondent intends to employ in carrying out the work.
- Detailed description of efforts your firm or entity will undertake to achieve client satisfaction and to satisfy the requirements of the "Scope of Work" section.

Our Understanding

The City of Banning ("the City" or "City") is seeking comprehensive forensic accounting and investigation services, focusing on the City's Treasury functions, including reviewing financial activities from January 1, 2018, to June 30, 2023. The initial Phase 1 involves performing an initial assessment to determine if a more extensive investigation is warranted, and preliminary reporting to the City. This phase is critical to assess the scope and depth of any potential financial anomalies, and it will lay the groundwork for any subsequent detailed forensic analysis to be performed in Phase 2.

In Phase 2, our task would be to perform forensic analysis to identify, investigate, and quantify any irregular financial anomalies, assess the design of the current system of internal controls, recommend control improvements, and provide final reporting to the City.

BDO understands that although there have not been any instances of known fraud, it is important to the City and its residents that a thorough review is completed to provide confidence that precious resources are being utilized appropriately. It is also important to the City that the current system of internal controls be assessed to identify and mitigate potential risk areas that could result in future vulnerabilities.

The project may evolve based on initial findings, with potential additional services needed, such as expert witness support. Additionally, this entails a thorough examination of all relevant documents and transactions, and liaising with various departments to gain a comprehensive understanding of the City's financial processes and controls.

- An implementation plan that describes in detail (i) the methods, including controls by which your firm or entity manages projects of the type sought by this RFP; (ii) methodology for soliciting and documenting views of internal and external stakeholders; (iii) and any other project management or implementation strategies or techniques that the respondent intends to employ in carrying out the work.
- Detailed description of efforts your firm or entity will undertake to achieve client satisfaction and to satisfy the requirements of the "Scope of Work" section.

Summary Investigation Technical Approach

BDO utilizes a standard, engagement-tested approach for conducting forensic accounting and investigations. This ensures uniformity across our work, provides a comprehensive methodology to uncover the facts, and allows us to prepare meaningful reports for our clients. Our approach also provides the City with a roadmap to move past any identified misconduct and implement the proper mitigating control procedures. Our goal is to give the City confidence that its assets are being used to support its purpose and objectives, and not for unauthorized purposes.

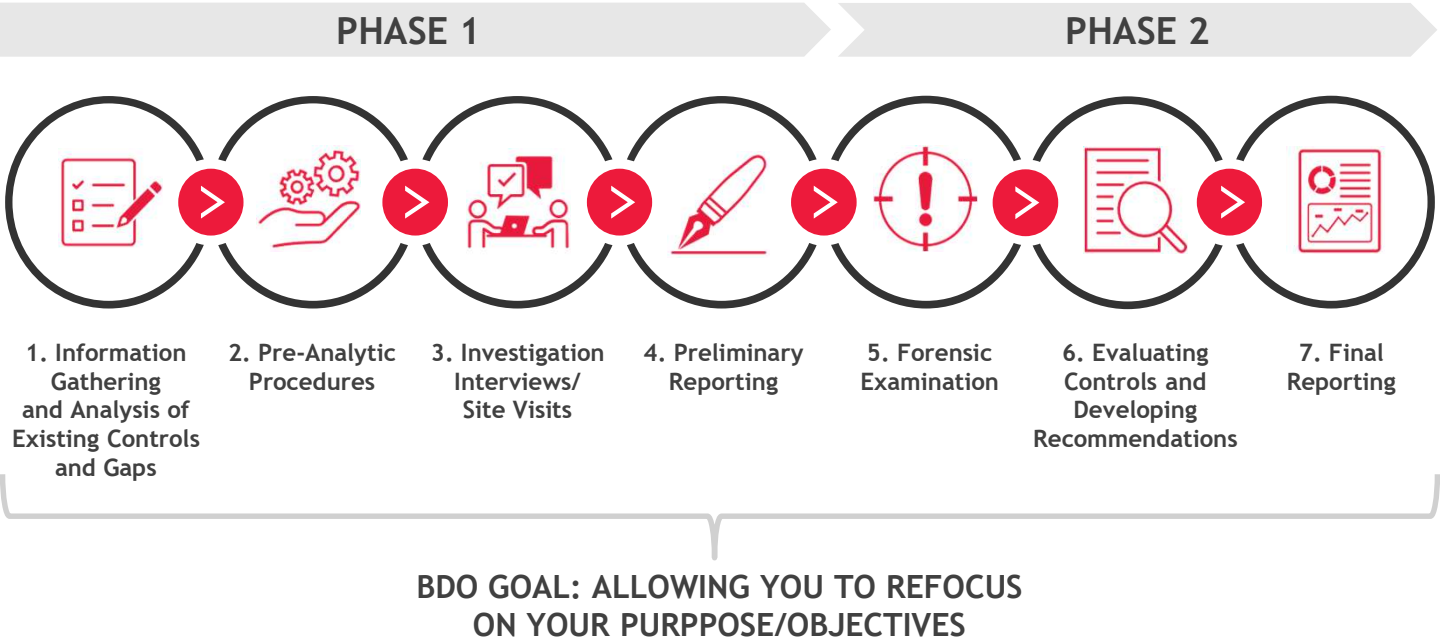

Tools & Technology for Investigations

BDO also utilizes an array of third-party and internally developed proprietary tools to automate tasks whenever possible so we can more efficiently and expediently support forensic investigations; these tools include, but are not limited to:

Data Collection, Preparation & Analytics

- Microsoft SQL Server & AWS GovCloud
- Trifacta Data Wrangler
- BDO Proprietary Python, Ruby, SQL and VBA Scripts

PDF Mining & Extraction

- CaseWare IDEA
- Able2Extract
- DataSnipper

BI Visualizations

- PowerBI
- Qlik Sense Cloud
- Tableau

- An implementation plan that describes in detail (i) the methods, including controls by which your firm or entity manages projects of the type sought by this RFP; (ii) methodology for soliciting and documenting views of internal and external stakeholders; (iii) and any other project management or implementation strategies or techniques that the respondent intends to employ in carrying out the work.
- Detailed description of efforts your firm or entity will undertake to achieve client satisfaction and to satisfy the requirements of the "Scope of Work" section.

Detailed Investigation Technical Approach

BDO's forensic accounting and investigation methodology comes from decades of experience, both within the industry and as external investigators.

This section provides a general outline of the phases and sub-phases of our investigative approach, the objectives of each sub-phase, and example activities within each sub-phase.

Every investigation will have its own nuances and the activities will vary; however, our standard approach allows us to gather and assess the necessary information to ensure all the facts are uncovered, and any anomalies are properly reviewed and addressed in a timely and cost-effective manner.

BDO anticipates that its Phase 1 assessment will be completed within the allotted four-month timeframe.

PHASE 1 – INITIAL ASSESSMENT

1. Information Gathering and Analysis of Existing Controls.

a) Objective

i. Gain an understanding of the:

1. Financial anomalies known to date.
2. System of internal controls within the City's Treasury function and related functions.

ii. Gather relevant data for further analysis.

b) Example activities to be conducted

i. Conducting kickoff meeting with relevant/key City of Banning personnel to understand known financial anomalies.

ii. Gaining an understanding of the internal controls which were, or were not in place, in order to understand any weaknesses which could be exploited.

iii. Preliminary interviews with select staff to understand how key processes work in practice and understand if there are any known concern areas.

iv. Development and submission of Provided by Client ("PBC") List. Requests may include, but are not limited to:

1. Relevant policies and procedures,
2. Process maps,
3. Organizational charts,
4. Financial data (e.g., financial statements, bank statements, detailed general ledger, chart of accounts) or read-only system access,
5. Payment registers (e.g., accounts payable, payroll),
6. Fringe benefits data,
7. Standard reports (e.g., financial, audits) and reconciliations,
8. Employee data (e.g., employee contracts/agreements, timesheets, current/past rosters, human resources employee file, job descriptions, compensation reports), or
9. Email/SMS/WhatsApp communications.

v. Development of profile for potential fraudster(s), identifying characteristics and components associated with the fraud triangle.

vi. Facilitating stakeholder communications considerations and planning.

- An implementation plan that describes in detail (i) the methods, including controls by which your firm or entity manages projects of the type sought by this RFP; (ii) methodology for soliciting and documenting views of internal and external stakeholders; (iii) and any other project management or implementation strategies or techniques that the respondent intends to employ in carrying out the work.
- Detailed description of efforts your firm or entity will undertake to achieve client satisfaction and to satisfy the requirements of the "Scope of Work" section.

Detailed Investigation Technical Approach

2. Pre-Analytic Procedures

a) Objective

i. Analyze data/documentation provided by the City in order to preliminarily assess any known and unknown financial anomalies.

b) Example activities to be conducted

i. Performing custom data analytics to identify trends, anomalies in data.

ii. Performing judgmental and/or statistical sampling (whichever appropriate) and conduct testing of specific transactions (financial and non-financial), including review of supporting documentation to ensure proposed and authorized payments match actual disbursements.

iii. Reconciliation of accounts, including reconstruction of prior reconciliations already completed.

iv. Horizontal Analysis – Period to period analysis of account balances.

v. Vertical Analysis – Reviewing of each line item on a financial statement as a percentage of another line item in comparison to prior periods.

vi. Fair Market Analysis – Conducting analysis of specific goods/services in local marketplace, including getting bids from local vendors, to establish market-level prices and then compare to prices charged to the City.

vii. Performing tracking of misconduct, including review of general ledger detail and billing reports, to determine if donor/external funder funds were misappropriated

3. Investigative Interviews and Site Visits

a) Objective

i. Gain a further understanding of observed anomalies from sub-phase 2.

ii. Obtaining any knowledge (direct or indirect) of known fraudulent activity perpetrated, alleged, or suspected by the interviewee and requesting any relevant files or communications to support claims made.

iii. Corroborate facts on the ground.

b) Example activities to be conducted

i. Performing detailed walkthroughs with identified personnel involved in potentially compromised processes and related control procedures to understand how the processes operate in practice, which may be different than documented/established procedures.

ii. Conducting initial investigative interviews. Interviews can be conducted virtually any time during an investigation, depending on the urgency of the need to interview suspicious parties. For example, if the suspicious parties are at risk of leaving/resigning/fleeing, their interviews could be expedited at the start of investigation proceedings, however it is best practice to hold these interviews until the end.

iii. Reviewing identified anomalies in data, abnormal transactions, unauthorized transactions with interviewees and obtaining their explanations as to how these anomalies may have taken place.

iv. Interviewing related third parties (e.g., vendors, beneficiaries, citizens), depending on the nature of the identified misconduct.

v. Completing site visits at partner, affiliate, vendor, or other third-party offices related to observed anomalies

- An implementation plan that describes in detail (i) the methods, including controls by which your firm or entity manages projects of the type sought by this RFP; (ii) methodology for soliciting and documenting views of internal and external stakeholders; (iii) and any other project management or implementation strategies or techniques that the respondent intends to employ in carrying out the work.
- Detailed description of efforts your firm or entity will undertake to achieve client satisfaction and to satisfy the requirements of the "Scope of Work" section.

Detailed Investigation Technical Approach

4. Preliminary Reporting

a) Objective

i. Ensure identified the City stakeholders are aware of investigation methodology, progress, proceedings, and preliminary findings.

b) Example activities to be conducted

i. Providing regular status update reports which include activities accomplished, to be accomplished, billing status, and other relevant data points determined by the City.

ii. Conducting frequent (e.g., weekly, bi-weekly, monthly) and ad-hoc check-in phone calls to discuss investigation progress.

iii. Examples of Preliminary Report deliverables:

1. Oral presentation of preliminary findings to date, as requested by the City
2. Preliminary reporting to the City Council (as requested by the City) to report significant findings, or to obtain authorization for any expansion of the scope of services, if required.
3. Other preliminary reports as requested by the City

iv. **Note - The City will be informed of progress as frequent as desired and BDO's preliminary reporting can happen at any part of Phase 1, especially if strong suspicions of misconduct are present.**

PHASE 2 - DETAILED ANALYSIS

5. Forensic Examination

a) Objective

i. Further investigate observed anomalies identified in Phase 1.

ii. Provide quantifiable measure for the likelihood and/or magnitude of the misconduct which was observed/verified in Phase 1.

iii. **Note - This sub-phase will only be applicable if anomalies are found in Phase 1 which require further analysis. The scope the investigation procedures in this sub-phase will be established/approved by the City.**

b) Example activities to be conducted

i. Performing further analysis on identified areas of concern, including detailed reconciliations, document analysis, funds tracing, etc…

ii. Performing further investigative interviews, including follow up discussions and admission-seeking interviews.

iii. Determining potential complicit or negligent parties related to observed misconduct.

iv. Providing Rough Order of Magnitude ("ROM") to summarize impact of misconduct.

1. Where determination of the actual misconduct value involves additional extensive investigation, we will discuss with the City and then note our approach for these cases, which could involve additional follow up on the investigation, additional testing, ROM, and extrapolating findings as options.

v. Extrapolating findings of fraudulent activity from sample review to a larger population for periods and transactions not tested.

vi. Determining non-financial impact, such as funder compliance and possible disclosures which need to be made.

- An implementation plan that describes in detail (i) the methods, including controls by which your firm or entity manages projects of the type sought by this RFP; (ii) methodology for soliciting and documenting views of internal and external stakeholders; (iii) and any other project management or implementation strategies or techniques that the respondent intends to employ in carrying out the work.
- Detailed description of efforts your firm or entity will undertake to achieve client satisfaction and to satisfy the requirements of the "Scope of Work" section.

Detailed Investigation Technical Approach

6. Evaluating Controls and Developing Recommendations (if applicable)

a) Objective

i. Determine where control weaknesses existed which may have allowed misconduct to be perpetrated, or present opportunity for fraud to occur, and provide control improvement recommendations which properly mitigate future risks of misconduct.

ii. **Note - This sub-phase will only be applicable if control weaknesses are found in Phase 1.**

b) Example activities to be conducted

i. Developing Gap Assessment matrix detailing where breakdowns in control procedures design or execution exist. Conducting risk assessment on compromised processes and providing "Heat Map" with risk ratings based on likelihood, impact, and pervasiveness of the risks observed.

ii. Providing detailed recommendations on control improvements, including changes to documented policies and procedures and addition and/or redesign of control procedures.

iii. Developing process flow diagrams, including proposed future states which include the implementation of improved control procedures.

iv. Drafting revised policies and procedures.

v. Conducting training on proper internal control practices, fraud awareness, etc..

7. Final Reporting

a) Objective

i. Ensure identified City stakeholders are aware of investigation findings and next steps.

b) Example activities to be conducted

i. Examples of Final Report deliverables:

1. Final reporting (formal or oral) on findings to date, as requested by the City key stakeholders.
2. Detailed report with complete findings of investigation proceedings, including schedules, appendices, and accompanying work papers
3. Reporting to the City Council (as requested by the City) to report significant findings, or to obtain authorization for any expansion of the scope of services, if required.
4. Other reports as requested by the City
5. Management-level reports with executive summary of findings, recommendations of improvements, and next Phases.
6. Audit Committee report and/or oral presentations discussing findings from investigation proceedings.
7. Specialized reports for donors.

As part of a potential Phase 3, BDO is available to support the City with analysis/reporting related to assisting the City to collect any potentially recoverable losses. The City will provide prior approval prior to the commencement of any expanded scope procedures.

- Detailed project schedule, identifying all tasks and deliverables to be performed, durations for each task, and overall time of completion, including a complete transition plan. Include your plan to deal with fluctuation in service needs and any associated price adjustments.

Project Schedule

We estimate the earliest start date to be January 2024 and anticipate the Phase 1 work to be complete within the allotted 4 months (as referenced in the RFP). This timeline assumes that we are able to complete our work efficiently. In order to do so, we must be able to schedule meetings timely, receive responses to questions and requests regularly, and have the collaboration and cooperation of the City's selected engagement team.

The time estimate below is only for Phase 1. Upon the completion of Phase 1, and with the approval from the City, BDO will provide additional time and cost estimates for Phase 2 and 3 work, if they are necessary.

	Months			
Phase 1	1	2	3	4
1. Information Gathering & Controls	1 Month			
2. Pre-Analytic Procedures		1 Month		
3. Investigative Interviews & Site Visits			1.5 Months	
4. Preliminary Reporting				.5 Months

Project Management

- Detailed description of specific tasks you will require from City staff. Explain what the respective roles of City staff and your staff would be to complete the tasks specified in the Scope of Work.
- Proposers are also requested to identify any City owned facilities or property which Proposer would propose to use or lease, purchase, or rent from the City in connection with the services to be performed, including information about the terms of any proposed lease, purchase or use of such equipment and facilities, and how this proposed structure affects the overall cost proposal to the City, if applicable.

Tasks for City Staff/Use of City Facilities

Our forensic accounting and investigation services may necessitate certain interactions with City staff, depending on the direction and findings of our initial analyses. While the exact nature and extent of this assistance remain to be determined, it could potentially include providing access to financial records, support in coordinating interviews with personnel, and guidance in navigating City databases and systems. It could also include actual fact-gathering interviews. As shown in the section titled Project Management Structure on page nineteen, BDO will assign a full-time Project Manager to drive project completion and to mitigate any administrative burden of the City's personnel. We aim to work collaboratively with the City staff, ensuring that any involvement is as streamlined and minimally intrusive as possible.

In terms of utilizing City-owned facilities or properties, our current plan maintains flexibility. Depending on the progress and specific requirements of our investigation, we might explore the possibility of using secure office space within a City-owned building for our team's operations while they are on-site. This would facilitate close collaboration with City staff and ensure the confidentiality of our work. However, this is only a potential scenario, and our use of such facilities will be evaluated and discussed in detail as our project requirements become clearer. In sensitive situations, such as admission-seeking interviews, we prefer to take our work off-site.

We do not anticipate requiring any City property or space that would require the City to take on additional cost for this engagement. We expect to be able to complete the majority of the work remotely; however, during the course of the engagement, circumstances may require temporary access to City facilities or equipment. For example, should we need to interview staff on-site, we would request the use of conference room space. Similarly, if our team needs to review records that are solely kept as hard copy documents, we will request access to those documents as well as an on-site workspace to review the files.

- Proposers are encouraged to provide additional innovative and/or creative approaches for providing the service that will maximize efficient, cost-effective operations or increased performance capabilities. In addition, the City will consider proposals that offer alternative service delivery means and methods for the services desired.

At BDO, we tailor each approach for our client since there is rarely a one-size-fits-all solution. This is especially true in forensic examinations, which often require out-of-the box thinking and innovative analysis techniques. As we learn more about your organization, we will be able to hone our approach to your needs. Below are a few examples of how this flexible approach has benefitted similar clients.

BDO Helps Company Investigate Qui Tam Allegations Concerning Misclassified Costs

Client Need

In support of a qui tam matter, a company engaged BDO to perform a forensic investigation of claims alleging widespread cost misclassification and indirect cost rate manipulation over the life of an 8-year grant program.

BDO Solution

In support of this engagement, BDO:

- Analyzed over eight years of GL transactions and subsidiary ledger data to identify high-risk transactions of interest and visualized results.
- Performed 100% review of high-risk, high-value transactions for allowability and appropriate classification, while testing the remaining population of transactions in accordance with regulatory sampling guidance.
- Conducted statistical sampling and testing of moderate risk areas
- Developed model to quantify the cost impact of unallowable/misclassified transactions by funding source.
- Prepared expert report for presentation of findings and quantified potential exposure to the Office of Inspector General (OIG).

BDO Supports Organization with Investigation of Time Charging and Procurement Irregularities

Client Need

A large organization with multiple federal government contract and grants engaged BDO, under the privilege of counsel, to perform a forensic investigation of time mischarging, vendor overpayment, shell company transactions, conflicts of interest, and irregularities in contracting with small businesses.

BDO Solution

As part of this engagement, BDO:

- Analyzed multiple years of time charging data to determine whether individuals supporting multiple programs concurrently were mischarging time dependent on available program budget.
- Leveraged CaseWare Idea to efficiently extract pertinent information from PDF documentation and integrated with ERP procurement data to evaluate purchasing irregularities.
- Quantified potential exposure and provided expert report of findings to counsel and executive leadership.

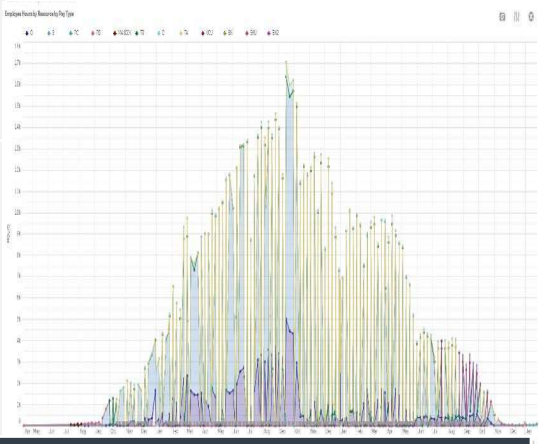

BDO Assists Large Healthcare Company with Analysis of Corporate Credit Card Transactions

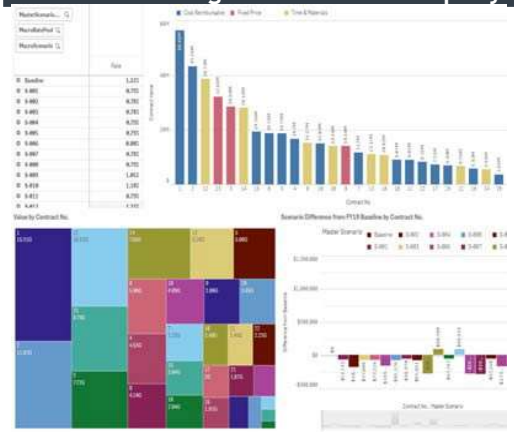

Client Need

A large healthcare company engaged BDO to investigate whether director-level employees were inappropriately charging personal expenses on company-provided credit cards.

BDO Solution

During this engagement, BDO:

- Worked directly with the client's IT personnel to extract and load three years of expense and credit card data into a SQL database for analysis.
- Utilized Able2Extract to mine additional attributes from credit card statements to facilitate identification of potential personal charges.
- Flagged transactions of interest and imported into BDO's proprietary forensic analytics tool to research potential issues in real-time with client.
- Quantified potential exposure and provided report of findings to client.

V.B.B Company Information

- This section shall include contact person information, address and telephone number of the company main office and branch offices. Each Company shall identify itself as to the type of organizational entity (corporation, sole proprietorship, partnership, joint venture, etc.). Any supplemental information that Company believes may be pertinent to the selection process may be provided.

Contact Person	Sly Atayee - Project Manager
Contact Information	703-965-2792 satayee@bdo.com
BDO Headquarters	Headquarters: Chicago Office 330 N. Wabash Ave., Suite 3200 Chicago, IL 60611 While we are headquartered in Chicago BDO serves clients nationally across more than 75 offices in the U.S, including our Los Angeles office.

List of Company Locations

Chicago, IL; Oakbrook, IL; Huntsville, AL; Anchorage, AK; Phoenix, AZ; Los Angeles, CA; San Diego, CA; San Jose, CA; Orange County, CA; San Francisco, CA; Boulder, CO; Denver, CO; Greeley CO; Stamford, CT; Wilmington, DE; Washington D.C.; Boca Raton, FL; Miami, FL; Tampa, FL; Fort Lauderdale, FL; Orlando, FL; West Palm Beach, FL; Jacksonville, FL; Atlanta, GA; Rosemont, IL; Indianapolis, IA; Baltimore, MD; Columbia, MD; Boston, MA; Gardner, MA; Detroit, MI; Grand Rapids, MI; Kalamazoo, MI; Minneapolis, MN; St. Louis, MO; Las Vegas, NV; Cherry Hill, NJ; Woodbridge, NJ; Long Island, NY; New York, NY; Valhalla, NY; Charlotte, NC; Raleigh, NC; Akron, OH; Cleveland, OH; Columbus, OH; Cincinnati, OH; Tulsa, OK; Philadelphia, PA; Pittsburgh, PA; Greenville, SC; Memphis, TN; Nashville, TN; Austin, TX; Fort Worth, TX; San Antonio, TX; Dallas, TX; Houston, TX; Salt Lake City, UT; Norfolk, VA; Richmond, VA; Seattle, WA; Spokane, WA; Madison, WI; Milwaukee, WI.

BDO USA, P.C., a Virginia professional corporation, is the U.S. Member of BDO International Limited, a UK company limited by guarantee, which forms part of the international BDO network of independent member firms, the world's fifth largest accountancy network. BDO International employs over 111,300 employees, has over 1,800 worldwide offices in over 160 countries. Our worldwide revenue last year topped $12.8 billion.

- This section shall include contact person information, address and telephone number of the company main office and branch offices. Each Company shall identify itself as to the type of organizational entity (corporation, sole proprietorship, partnership, joint venture, etc.). Any supplemental information that Company believes may be pertinent to the selection process may be provided.

About BDO

As a global business advisor, we deliver insight-driven perspectives through a comprehensive array of assurance, tax, and advisory services to help you navigate challenges, uncover opportunities, and adapt to the constantly changing business environment.

BDO USA *

$2.82
U.S. Revenue

13.3%
Increase over last year

75+
Offices

860
Principals

12,000+
Total Personnel

* BDO USA statistics for the year ended April 30, 2023.

BDO INTERNATIONAL **

$12.8
Global Revenue

160+
Countries

1,800+
Offices

7,744
Partners and Principals

111,300+
Total Personnel

** BDO International statistics for the year ended September 30, 2022.
Locations include exclusive alliances of BDO Member Firms.

- The proposer should provide an affirmative statement that it is independent of the City as defined by generally accepted auditing standards and the U.S. General Accounting Office's Government Auditing Standards (1994).

The City's proposed engagement team is independent as defined by current professional standards. We confirm BDO currently has no interest and shall not acquire any interest—direct or indirect—which would conflict in any manner or degree with the performance of our services under the contract.

- The Proposal shall identify any litigation, mediation, or arbitration, regarding the performance of any services similar to the Services, in which the Company has been involved in the past five (5) years. If the Services require a license or certification, the Proposal shall include any claims or disciplinary action taken against Company or any of Company's key personnel within the past five years.

Litigation

During the past five years, BDO USA has been a defendant in a number of actions, proceedings, claims or complaints. The volume of claims and suits is normal level of litigation for a national accounting practice. The ultimate outcome of any claim, proceeding, or lawsuit cannot be predicted with certainty, and sometimes BDO settles these matters to avoid the cost of future litigation. In addition, BDO carries professional liability insurance to protect against costs associated with claims.

The outcome of the matters that have come to a conclusion, either by settlement or otherwise, both individually and in the aggregate, have not had a material adverse effect on the ability of BDO to serve clients, or on the consolidated financial position of BDO.

V.B.C Company Personnel

- This section shall contain names, contact numbers and description of experience, including licenses and/or certifications, of all key personnel who would be assigned to perform the Services. Members of the Company's professional team (managers, contact person, etc.) should be identified by name, title, phone number, and description of the portion of work they will be assigned to perform under this Agreement. Also include major subcontractors (if any) and their degree of involvement in this program. If the Company is including any subcontractors, the Company shall identify how long the Company has worked with the subcontractor.

Project Management Structure

A STREAMLINED STRUCTURE THAT DRIVES BEST VALUE FOR MONEY

BDO can deploy a variety of teams and resources to meet the needs of any particular investigation. We provide our clients with deep technical knowledge, critical forensic investigation techniques, and state and local government industry expertise. BDO prides itself on cost efficiency, which is realized through the efficient use of select experts on each engagement.

BDO establishes a streamlined project management structure for each engagement. Below we have the proposed management structure for this engagement, which can either be expanded, utilizing the thousands of staff resources at our disposal to ensure a comprehensive and timely analysis, or pared down to ensure cost effectiveness.

RESPONSIBILITIES OF THE PROJECT DIRECTOR

As the Project Director, and with extensive knowledge of state and local government operations, Corey will provide oversight on all project activities and reporting. Corey will act as the liaison to City Management, Board of Directors and any sub-committees (e.g., Audit Committee, Risk Committee, etc..).

RESPONSIBILITIES OF THE PROJECT MANAGER

Sly, an expert in forensic investigations, will act as the main point of contact for BDO and will lead the day-to-day operations of the investigation. This includes driving the completion of investigation activities, developing project plans, overseeing project staff, ensuring objectives are met, ensuring timelines/deadlines remain in focus, and deliverables have proper first layer reviews.

RESPONSIBILITIES OF THE INDUSTRY SUBJECT MATTER EXPERT

Nic will provide industry subject matter expertise around the inner-workings of municipal governments. He will also provide a second layer review for all deliverable work products to ensure the high quality of deliverables.

RESPONSIBILITIES OF THE TECHNICAL SUBJECT MATTER EXPERT

David will provide subject matter expertise, both from the forensic analysis and state/local government industry perspectives. As a CFE, David has extensive experience with investigation and risk management techniques. He also regularly advises state and local governments on aspects of financial management, including developing robust financial management systems for billions of ARPA dollars.

RESPONSIBILITIES OF THE STAFF-LEVEL RESOURCES

BDO has access to thousands of staff-level resources which are available to perform analyses, document review and more at an efficient cost to the City.

ceide@bdo.com

Direct: 703-770-1015
Mobile: 571-385-6132

8401 Greensboro Drive
Suite 800
Mclean, VA 22102

Tel: 703-893-0600
Fax: 703-893-2766

www.bdo.com

COREY EIDE

Managing Director, Industry Specialty Services

EXPERIENCE

Corey Eide supports clients' investment in resilience. As Director, Industry Specialty Services, Corey serves a wide variety of clients in federal, state, tribal, local, territory government, and nonprofit organizations. Corey works across the competencies and capabilities of BDO to provide tailored services for unique client needs.

Prior to joining BDO, Corey served in leadership roles in nonprofit and international government organizations where he led strategic planning initiatives, change management, and enterprise program design and delivery. Over the past 15 years, Corey has supported capacity building in communities across the US, provided technical assistance following disasters, and served as a senior agency representative to FEMA and the World Health Organization. Corey has overseen the implementation of government grants, designed financial controls, and crafted nimble learning solutions.

Specific examples include the:

- Creation of government planning guidance
- Production of INGOs standards and best practices in service delivery
- Modernization of legacy CRM and financial assistance systems
- Design and implementation of client experience strategies
- Implementation of safety standards and procedures

Corey is dedicated to superior client experience and strong partnerships. Corey sees client experience as the foundational of service and has developed partnerships within all levels of government, community-based organizations, faith-based organizations, the private sector, foundations, international NGOS, and the United Nations.

Navigating the circles of academia, policy, and practice is where Corey thrives.

Corey also serves as a Senior Fellow at the Disaster Resilience Leadership Academy at Tulane University.

PROFESSIONAL AFFILIATIONS

International Association of Emergency Managers
International Humanitarian Studies Association
National Voluntary Organizations Active in Disaster

EDUCATION

M.S., International Development, Tulane University
B.A., Communications, California Baptist University

satayee@bdo.com

Direct: +703-336-1689
Mobile: +703-965-2792

8401 Greensboro Drive
Suite 800
McLean, VA 22102

Tel: +703-893-0600
Fax: +703-893-2766

www.bdo.com

SLY ATAYEE

Senior Manager, Industry Specialty Services

EXPERIENCE

Sly Atayee is a Senior Manager in BDO's Industry Specialty Services practice, focused on assisting clients with various aspects of forensic and financial analysis. Examples of his in-depth work experiences includes forensic and statistical analysis, fraud investigations, internal control assessments, financial process redesign, complex cost recovery calculations, defective pricing analysis, policy and procedure development and support, and assisting with other various tasks.

Sly has in-depth experience working within the COSO Internal Control Framework and developing robust control systems for a wide range of nonprofit organizations.

Sly has led numerous forensic investigations both domestically in the US, and internationally in Africa, Asia and the Middle East. His experience includes leading project teams in large-scale investigations to quantify potential losses suffered from fraud, waste or abuse and also developing and implementing corrective action plans to ensure fraud risks are properly mitigated and addressed in the future.

Sly also has experience in litigation support, substantiating costs through the collection of supporting documentation, performing data analytics in order to calculate and quantify losses and economic damages, whether suffered through tort, breach of contract, fraud, or misconduct, as well as market analysis for procurement. Many of Sly's engagements have been privileged and were conducted through the client's legal counsel.

PROFESSIONAL AFFILIATIONS

Member, Association of Certified Fraud Examiners

- Sly has passed all parts of the Certified Fraud Examiners exam and is waiting to receive his official license

American Bar Association, Young Lawyers Division

EDUCATION

B.B.A., Finance, Cum Laude, James Madison University

LANGUAGE PROFICIENCIES

Bilingual proficiency in English and Farsi (speaking)

nnunn-faron@bdo.com

Direct: 314-889-1183
Mobile: 636-485-5297

101 S Hanley Rd
Suite 800
St. Louis, MO 63105

Tel: 314-889-1100
Fax: 314-889-1101

www.bdo.com

NIC NUNN-FARON, CEM, CSP, CBCP

Senior Manager, Industry Specialty Services

EXPERIENCE

Nic Nunn-Faron serves as Manager in BDO's State & Local Government Advisory practice, where he has the opportunity to apply varied experience in policy development, planning, risk management, and grants administration to meet the resilience and sustainability needs of public, private, and nongovernmental agencies throughout the United States. Over the past 10 years Nic has been charged with the management and oversight of engagements for city, county, state, tribal, territorial, federal government, higher education, and nonprofit organizations.

Nic has managed over a half dozen COVID-19 engagements with state and local governments, developing the strategy, management infrastructure, and oversight for their Stimulus Funds.

He serves as a key resource for the firm's Environmental, Social, and Governance (ESG) Advisory capability develop team, where he is able to utilize his background in sustainable development and enterprise risk management to advance the services by which BDO assists its clients in becoming more resilient against and better stewards of the environment and society. His primary area of focus is in utilizing sustainability reporting principles to assist jurisdictions in implementing infrastructure and development strategies.

Prior to joining BDO, Nic supported program management operations for local municipalities, led technical response operations following natural disasters, served as an agency field liaison to FEMA, coordinated with the United Nations cluster system, and responded as part of over a dozen emergency operations throughout the United States and abroad.

PROFESSIONAL AFFILIATIONS

Global Reporting Initiative, Certified Sustainability Professional (CSP)
International Association of Emergency Managers, Certified Emergency Manager (CEM)
Disaster Recovery Institute International, Certified Business Continuity Professional (CBCP)
International City/County Management Association

EDUCATION

M.S., International Development, Tulane University
B.A., Public Policy/Urban Affairs, Saint Louis University

dclark@bdo.com

Direct: +703-3770-1008
Mobile: +703-862-7479

8401 Greensboro Drive
Suite 800
McLean, VA 22102

Tel: +703-893-0600
Fax: +703-893-2766

www.bdo.com

DAVID CLARK, CIA, CFE, CRMA

Managing Director, Industry Specialty Services

EXPERIENCE

David Clark is a Managing Director in BDO's Non-Profit Advisory Practice. He advises clients on a wide range of issues including matters of organizational strategy, regulatory compliance, cost allowability and recovery issues, risk management, and internal control and operational assessments. His work includes extensive experience supporting federal funding recipients including colleges and universities, non-profits, research institutions, and government contractors.

David offers over 13 years of experience providing guidance and support for organizations of all sizes in improving compliance, governance, operations, and risk management activities. He often works with clients to evaluate and enhance business processes and control environments, as well as evaluating compliance with federal spending regulations. Prior to joining BDO, David served as a senior audit manager at a leading financial institution and served as a Director in the Higher Education and Research Institutions consulting practice of an international accounting firm. David's deep knowledge of compliance, risk, and controls and industry experience allows him to provide personal, practical solutions for clients.

David's specific experience includes helping organizations:

- Investigate and resolve matters related to regulatory compliance (including false claims), employee misconduct, misappropriation of funds, fraudulent financial reporting, and whistleblower complaints.
- Respond to changing regulatory requirements and evaluate regulatory compliance.
- Assess enterprise risks (including fraud risks) and facilitate discussions with senior leaders regarding mitigation and monitoring of the organization's risk landscape.
- Evaluate business operations, policies and procedures, and overarching control environments and implement changes that foster enhanced efficiency, effectiveness, and control.
- Develop, implement, and improve practices related to grants and contracts administration and monitoring.

David also presents at numerous conferences on such topics as regulatory compliance, internal controls, cost allowability, fraud prevention, risk assessments, and corporate governance.

PUBLICATIONS

- "Emerging Audit Trends – What You Need to Know" NCURA Magazine – August 2015
- "Emerging Audit Trends – What You Can Do to Prepare" NCURA Magazine – October/November 2015
- "Best Practices for Building a University Audit Plan" ACUA College and University Auditor Journal – Winter 2020

PROFESSIONAL AFFILIATIONS

Association of Certified Fraud Examiners
Institute of Internal Auditors (Board Member, Northern Virginia Chapter)
National Council of University Research Administrators

EDUCATION

B.S. Commerce (concentrations in Finance and Management), University of Virginia, McIntire School of Business

- An affirmative statement should be included that the proposer and all assigned key professional staff are properly licensed to practice in California.

Where required, our proposed team members have the appropriate licenses and certifications to perform the requested work in California.

V.B.D Disclosure

- Please disclose any and all past or current business and personal relationships with any current Banning elected official, appointed official, City employee, or family member of any current Banning elected official, appointed official, or City employee. Any past or current business relationship may not disqualify the firm from consideration.

We have made appropriate conflict of interest inquiries in accordance with our quality assurance procedures, and can confirm that our appointment by you will not give rise to any conflicts.

V.B.E Evidence and References

- The Proposal must demonstrate that the Company, or its key personnel, meets the minimum experience requirement in #Prerequisites with a legally registered business name, that provides services of a similar type and scope as described in the Scope of Services. A Company shall not have filed for bankruptcy under any business name over the past five (5) years.

  III.A Years of experience

  Have at least ten (10) years' of experience, within the past ten (10) years under a legally registered business name, in providing services of a similar type and scope as described in the Scope of Services. Have not filed for bankruptcy under any business name over the past five (5) years.

BDO USA, P.C. is a Virginia professional corporation. In our more than 110-year history, BDO has never filed for bankruptcy.

As noted, in our proposed team's resumes, BDO will bring significant experience to this engagement:

- Corey Eide has over 15 years of exceptional experience, establishing himself as a highly accomplished professional in the field. His extensive expertise and unwavering commitment have made him a trusted leader in the industry.
- Sly Atayee has over 8 years of invaluable experience at BDO, establishing himself as a highly accomplished Senior Manager in the Industry Specialty Services practice. He has consistently demonstrated his exceptional skills in managing complex investigations and delivering outstanding results. Sly's role as a Senior Manager has involved overseeing a diverse range of projects, including financial advisory, risk management, and business consulting.
- Nic Nunn-Faron brings 10-plus years experience with BDO managing and overseeing engagements for city, county, state, tribal, territorial, federal government, higher education, and nonprofit organizations.
- David Clark offers over 13 years of experience providing guidance and support for organizations of all sizes in improving compliance, governance, operations, and risk management activities.

- The Proposal must demonstrate that the Company, or its key personnel, meets the minimum experience requirement in #Prerequisites with a legally registered business name, that provides services of a similar type and scope as described in the Scope of Services. A Company shall not have filed for bankruptcy under any business name over the past five (5) years.

  III.A Years of experience

  Have at least ten (10) years' of experience, within the past ten (10) years under a legally registered business name, in providing services of a similar type and scope as described in the Scope of Services. Have not filed for bankruptcy under any business name over the past five (5) years.

History of BDO

Since our founding, the BDO story has been one of continuous response to our clients' and peoples' ever-changing needs.

Our history reflects the continuity and stability of a network that has developed so successfully over more than fifty turbulent years. Equally, our partners and staff know that they are working for a well-established organization that is built upon clear values and a successful past.

But for BDO, it does not stop there. We live and operate in a challenging environment characterized by an unpredictable global economy, ongoing political upheavals, and the ever-present threat of terrorism

In common with all businesses, we must take strategic decisions to ensure that we can continue to attract global clients, enter new markets, improve performance, and manage risk. We have invested in global infrastructure technology and are ready—this is what sets us apart from our competitors.

Above all, we will continue to deliver the exceptional client service for which we are known, because this is what differentiates us in our market. Technical excellence is a given, but our exceptional client service program is embedded in our strategy and undertaken on a truly global level.

On August 30, 2023, our organization converted from BDO USA, LLP, a Delaware limited liability partnership, to BDO USA, P.C., a Virginia professional corporation.

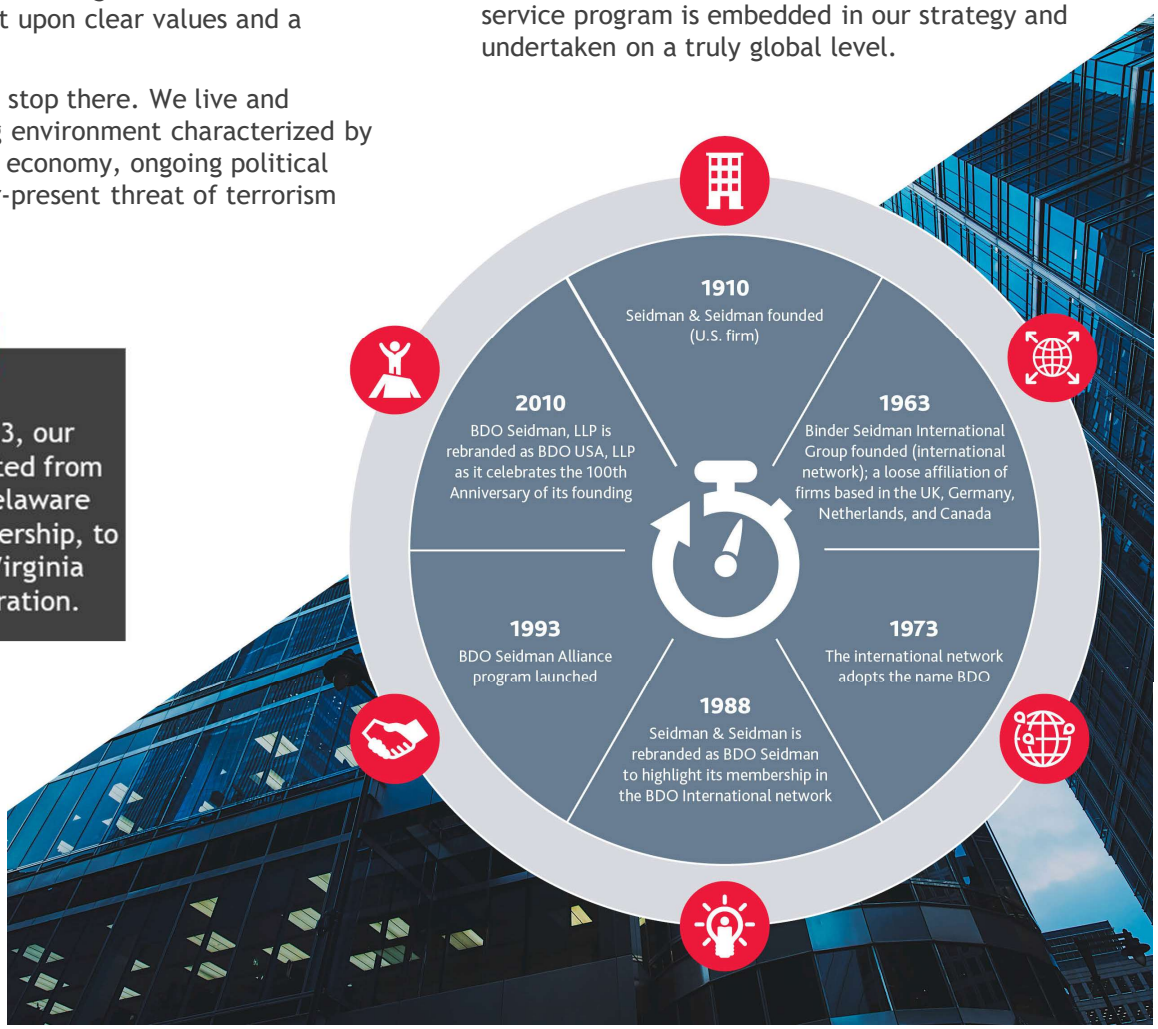

- The Proposal must demonstrate that the Company, or its key personnel, meets the minimum experience requirement in #Prerequisites with a legally registered business name, that provides services of a similar type and scope as described in the Scope of Services. A Company shall not have filed for bankruptcy under any business name over the past five (5) years.

  III.A Years of experience

  Have at least ten (10) years' of experience, within the past ten (10) years under a legally registered business name, in providing services of a similar type and scope as described in the Scope of Services. Have not filed for bankruptcy under any business name over the past five (5) years.

Public Sector Industry Credentials

THOUGHT LEADERSHIP AND CLIENT EDUCATION

We demonstrate our knowledge and experience in our relevant client work and thought leadership — from proprietary research to timely reports and industry events, BDO is at the forefront of the public sector conversation and believe in the power of industry participation. Many of our practice professionals are in the field with our clients, author articles on salient issues, and comment on breaking news. We are speakers at industry conferences and seminars, are active in organizations and trade associations, and serve as resources for trade publications.

Our goal is to bring perspective on opportunities, trends, issues and regulations that frame our approach and services to address our clients' needs.

Publications and technical updates

We share our knowledge through a variety of thought leadership, keeping you abreast of relevant news and hot topics that go beyond balance sheets and financial statements.

- **BDOKnows** — series of newsletters, flash reports and in-depth discussions addressing significant financial reporting developments.
- **Public-Private Partnership (P3s)** — Drawing upon our P3 practice's 20+ year history, BDO's mobilization process can capture the unique nuances to develop tailored strategies to win alignment and approval for your development goals.
- **Significant Accounting and Reporting Matters Guide** — quarterly digest of final and proposed financial accounting standards.
- **GASB, FASB, and Single Audit Flash Reports** — information about selected developments and emerging issues are immediately e-mailed to BDO professionals for timely communication to clients.
- **Tax Newsletters and Alerts** — updates on federal, state, local, expatriate, and international developments along with other specific tax planning and strategy considerations.
- **Industry Newsletters, Alerts, Reports, Proprietary Studies, Infographics, and Surveys** — a variety of publications depicting specific industry issues, emerging trends, and developments.

Topical resources available for our clients, include:

- Community Infrastructure Act: Community Infrastructure
- Community Resilience: Community Resilience
- Innovation and Transformation: Business Innovation
- Corporate Governance and Financial Reporting: Corporate Governance
- Single Audit: Frequently Asked Questions
- OMB Uniform Guidance
- The Latest in COVID-19 Funding Compliance Guidance



- The Proposal must demonstrate that the Company, or its key personnel, meets the minimum experience requirement in #Prerequisites with a legally registered business name, that provides services of a similar type and scope as described in the Scope of Services. A Company shall not have filed for bankruptcy under any business name over the past five (5) years.

  III.A Years of experience

  Have at least ten (10) years' of experience, within the past ten (10) years under a legally registered business name, in providing services of a similar type and scope as described in the Scope of Services. Have not filed for bankruptcy under any business name over the past five (5) years.

Fraud, Investigations, & Disputes

We provide exceptional service for exceptional circumstances. When scrutiny is most intense, organizations must not only determine the facts, but also determine them quickly.

FORENSIC ACCOUNTING & INVESTIGATIONS

BDO's forensic accounting professionals provide strategic guidance to organizations across the country and around the world, helping them resolve high-stakes matters involving fraud and corruption, accounting irregularities, and a wide variety of compliance issues.

Our forensic accounting services include:

- Corporate Investigations
- Anti-Bribery and Corruption Investigations
- Fraud Prevention
- Global Investigations
- Government Investigations
- Fraud Analytics
- Books and Records Review
- Due Diligence
- Anti-Money Laundering Law (AML), Bank Secrecy Act (BSA), and Office of Foreign Asset Control (OFAC)
- Post-acquisition Disputes
- Monitorships
- Damages Analysis

- Company shall provide at least 3 references, within the past 5 years, of clients for whom services have been performed that are comparable in quality and scope to that specified in this RFP. The references shall include client names, addresses, telephone numbers and e-mail addresses of the clients for whom prior work was performed and include an explanation of the services provided along with project start and end dates.

Client References

Below is a selection of prior engagements showing our technical abilities and quality of service. We invite you to reach out to hear what our clients have to say themselves. Please note that much of our investigation work is done under attorney-client privilege and therefore we are limited in which clients we can disclose in this service area.

ORGANIZATION	NAME / TITLE / CONTACT NUMBER	DESCRIPTION OF THE WORK PERFORMED
State of West Virginia 1900 Kanawha Boulevard, East Charleston, WV 25305	**Ann Urling** Deputy Chief of Staff Office of Governor Jim Justice ann.v.urling@wv.gov Phone – (304)-558-2000	• Assisted with the implementation of $4 billion+ of CARES/ARPA funds, including installing a robust risk management program and system of internal controls for the tracking and distribution of government funds • Performed cost review/forensic analysis of ARPA grant funds to detect unallowable or fraudulent costs – regularly reported findings to Governor's office and provided guidance on proper risk management procedures • Assisted with responding to Inspector General inquiries and desk reviews/audits
Fairbanks North Star Borough 907 Terminal Street Fairbanks, AK 99701	**Jim Williams** Chief of Staff jim.williams@fnsb.gov Phone – (907)-459-1305	• Uncovered fraudulent activity within small business grant programs • Assisted with quantifying and assessing instances of fraud • Provided control remediation measures to mitigate future risks of fraud
Feed the Children 333 N. Meridian Oklahoma City, OK 73107	**Christy Tharp** Chief Financial Officer christy.tharp@feedthechildren.org Phone - (405)-945-4040	• Performed investigation of procurement procedures following allegation of kickbacks at local field office • Performed Fair Market Analysis to establish reasonable pricing for purchased items to assess potential for fraud/waste/abuse • Completed Internal Control Assessment to ensure control gaps were filled
Planned Parenthood Global 26 Bleecker St, New York, NY 10018	**Hilary M. Castillo (Currently at Start NY)** Former Vice President, Global Operations at PPFA Chief Operating Officer HCastillo@StartNY.org Phone – (929)-722-1398	• Conducted investigation of procurement practices following allegation of conflicts of interest at local field office • Completed Internal Control Assessment to ensure control gaps were filled
International Relief and Development (now known as Blumont) 1621 N Kent Street Arlington, VA 22209	**Vladan Ilic (Currently at Winrock International)** Former Assistant Vice President, Finance at Blumont Senior Director, International Controller at Winrock Vladan.Ilic@winrock.org Phone – (703)-209-6788	• Led numerous investigations on behalf of the organization with its field operations to determine if waste, fraud, or abuse exists and/or if there is high likelihood for such behaviors • Assessments required vendor and beneficiary procedures and calculations and potential irregularities.

Attorney References

As mentioned on the previous slide, much of our investigations work is done under the privilege of outside legal counsel. We invite you to reach out to our valued attorney contacts below for more information on our qualifications. Out of respect for them and their/our client's privacy, we ask that specific client details not be requested, or those requests be limited. BDO will of course show the same discretion for the City should it be awarded this bid.

ORGANIZATION	NAME / TITLE / CONTACT NUMBER
Venable LLP (LAW FIRM) *600 Massachusetts Ave NW* *Washington, DC 20001*	**Dismas Locaria** Partner Dlocaria@Venable.com Phone – (202)-344-8013
Crowell and Mooring LLP (LAW FIRM) *1001 Pennsylvania Avenue NW* *Washington, DC 20004*	**Peter Eyre** Partner PEyre@crowell.com Phone – (202)-624-2807
Wiley LLP (LAW FIRM) *2050 M Street NW* *Washington, DC 20036*	**Brian Walsh** Partner bwalsh@wiley.law Phone – (202)-719-7469
Bass, Berry & Sims PLC (LAW FIRM) *1201 Pennsylvania Avenue NW* *Washington, DC 20004*	**Todd R. Overman** Member toverman@bassberry.com Phone - (202)-827-2975

Appendix

BDO Considerations of the City's Sample Agreement

Proposed Changes to the Contract – BDO USA

BDO USA ("BDO") has reviewed the City of Banning's (the "City") Request for Proposal – Citywide Forensic Accounting and Investigation Services – RFP-23-040 (the "RFP"). We have provided below some exceptions to the City's Professional Services Agreement (the "Agreement") for your consideration and are confident that in the event that BDO is awarded any portion of the work as the result of the current RFP, we can reach mutually-agreeable terms that combine the needs of both the City and BDO. Notwithstanding anything to the contrary set forth in the RFP, the parties agree that any services shall be subject to such mutually agreeable terms rather than the Agreement.

General Provisions (Section VI, B)

1. Compensation and Method of Payment (Article 2)
   a. We would like to add standard non-payment remedies to this section.
2. Schedule of Performance (Section 3.2)
   a. We would like to clarify in this section that BDO's services are contingent upon the timely cooperation of the City and its personnel.
3. Prohibition Against Subcontracting or Assignment (Section 4.5)
   a. We would like to discuss edits to this Section that would allow personnel from a BDO subsidiary to work on this engagement.
4. Insurance, Indemnification and Bonds (Article 5)
   a. BDO is generally able to agree to the insurance coverage provisions of Sections 5.1-5.2, but we would also need to make certain edits to conform with BDO's insurance coverage.
   b. We would like to remove Section 5.3.A as inapplicable to the contemplated services.
   c. As BDO's services are intended solely for our clients and not for third parties, we do not typically give broad indemnities to our clients to cover claims brough by third parties. Accordingly, we cannot agree to the indemnity in Section 5.3.B(1), but we'd be happy to work on a compromise.
   d. As is standard for our professional services and industry, BDO would like to discuss certain applicable indemnities that we receive from our clients for our professional services.
   e. Limitation of liability: BDO would also like to discuss including language in the Agreement to the effect that, absent a party's fraud or intentional misconduct, both parties should be responsible for only direct and compensatory damages, and that BDO's total liability under the agreement be limited to some mutually agreeable amount.
5. Ownership of Documents (Section 6.3)
   a. We would like to clarify in this section that the City will own BDO's final deliverables.
   b. We would like to include a provision in this section that states that BDO retains ownership of our internal work papers that support and substantiate our services and include items such as work programs and analyses that do not constitute part of the deliverables to the City.
6. California Law (Section 7.1)
   a. BDO's strong preference is to resolve disputes through binding arbitration. We would like to discuss whether the City would consider a binding arbitration provision. If no, we can agree to resolve disputes by a bench trial, subject to a standard jury trial waiver.

BDO USA refers to BDO USA, P.C., a Virginia professional corporation, also doing business in certain jurisdictions with an alternative identifying abbreviation, such as Corp. or P.S.C.

BDO Considerations of the City's Sample Agreement Cont.

1. Liquidated Damages (Section 7.7)
   a. We would like to confirm that this section is not applicable.
2. Termination Prior to Expiration of Term (Section 7.8)
   a. As is standard in BDO's professional services and industry, we would like to include a termination term that would allow either party to terminate the agreement if required by professional standards or applicable law/regulation.
3. Attorneys' Fees (Section 7.10)
   a. We would like to remove this provision. BDO cannot agree to reimburse the City for its attorneys' fees incurred in the enforcement of any remedies under the Agreement.
4. Conflict of Interest (Section 8.2)
   a. Because BDO is a large professional services firm with operations throughout the U.S., we would like to limit this provision to the principals and employees providing services under the Agreement.

Additional Terms and Conditions

As a public accounting firm and consistent with industry standards, BDO would need the Agreement to include some of BDO's standard engagement letter terms which include, among other provisions, terms that reflect BDO's professional standards, including certain terms required under AICPA guidance. Upon request, we would be happy to provide the City with a template of our standard engagement letter for your review. This letter includes include the following provisions:

1. City Materials
   a. We would like to include a provision that clarifies that BDO is entitled to rely on all representations, assumptions, information and data supplied by the City (the "City Materials") and that the City is authorized to provide BDO with all such City Materials.
2. Third-Parties and Use
   a. BDO's standard agreements contain a provision that clarifies that our services are strictly for our client's use only and that third parties are not permitted to rely in any manner on our services.
3. Subpoenas
   a. We would like to discuss including the standard provision that, in the event of a subpoena or other legal process, the City will compensate BDO for our reasonable, documented time incurred in responding to such subpoena and related reasonable out-of-pocket expenses.
4. Email Communications
   a. We would like to discuss adding a standard provision whereby BDO disclaims liability for the interception or unintentional disclosure of email transmissions.
5. External Computing Options/Licensing Representation
   a. BDO would like to discuss whether, as part of the project, the City will request BDO to use third-party, external computing options or software and adding standard provisions to cover the use of such options.
   b. Additionally, if the services will require the use of such external computing options or software, we would request a representation from the City that it has obtained all licenses and authorizations necessary to allow BDO to access such options or software.
6. Restricted Federal Data

BDO Considerations of the City's Sample Agreement Cont.

a. BDO would like to include a provision clarifying that the services will not involve the processing of data subject to federal laws, regulations or government-wide policies that require safeguarding or dissemination controls.

1. Other Applicable Provisions
   a. BDO Responsibilities
   b. Client Responsibilities
   c. Consent for Disclosure
   d. Intellectual Property

At BDO, our purpose is helping people thrive, every day. Together, we are focused on delivering exceptional and sustainable outcomes — for our people, our clients and our communities. Across the U.S., and in over 160 countries through our global organization, BDO professionals provide assurance, tax and advisory services for a diverse range of clients.

BDO is the brand name for the BDO network and for each of the BDO Member Firms. BDO USA, P.C., a Virginia professional corporation, is the U.S. member of BDO International Limited, a UK company limited by guarantee, and forms part of the international BDO network of independent member firms: www.bdo.com

Material discussed in this publication is meant to provide general information and should not be acted on without professional advice tailored to your needs.

© 2023 BDO USA, P.C. All rights reserved.

A PROPOSAL TO PROVIDE
PROFESSIONAL SERVICES FOR:

City of Banning, CA

NOVEMBER 28, 2023

Pricing Form

CITY OF BANNING FORENSIC INVESTIGATION AND ACCOUNTING SERVICES											
COMPANY NAME >						BDO USA, P.C.					
DISCRIPTION / YEAR	Phase 1					Phase 2 (if applicable)					
	HRS	RATE	% BY HOURS	%BY COST	TOTAL	HRS	RATE	% BY HOURS	%BY COST	TOTAL	
Partners	0.0	$265.00	0.00%	$0.00	$0.00	0.0	$265.00	#DIV/0!	#DIV/0!	$0.00	
Managers	180.0	$265.00	33.33%	0.340957827	$47,700.00	0.0	$265.00	#DIV/0!	#DIV/0!	$0.00	
Supervisory Staff	360.0	$220.00	66.67%	0.566118656	$79,200.00	0.0	$220.00	#DIV/0!	#DIV/0!	$0.00	
Staff	0.0	$200.00	0.00%	0	$0.00	0.0	$200.00	#DIV/0!	#DIV/0!	$0.00	
Other	0.0	$200.00	0.00%	0	$0.00	0.0	$200.00	#DIV/0!	#DIV/0!	$0.00	
SUB TOTAL	540.0				$126,900.00	0.0				$0.00	
Out of Pocket Expenses:					$13,000.00					$0.00	
TOTAL BY YEAR					$139,900.00					$0.00	
GRAND TOTAL				$139,900.00							

BDO includes its hourly rates for Phase 2 (and beyond); however, an accurate cost estimate for Phase 2 costs can only be provided at the conclusion of Phase 1, when the activities required for Phase 2 will be known.

BDO will be charging travel costs including airfare, hotel, meals, and rental cars. Rates will not exceed the IRS current rates.

Phase 1 Travel	
Airfare	$ 4,500
Hotel	$ 6,000
Meals	$ 1,500
Rental Car	$ 1,000
Estimated Number of Days Onsite	10
Total	$ 13,000

Fee Assumptions

COST ESTIMATES/PROFESSIONAL HOURLY RATES

For Phase 1, we have completed the excel sheet (provided by the City) and included our total maximum cost estimate. **An accurate cost estimate for Phase 2 costs can only be provided at the conclusion of Phase 1, when the activities required for Phase 2 will be known. Below are our standard average hourly bill rates which will be used to price future scopes of work (e.g, Phase 2 and beyond).** We evaluate these rates each year to take inflation and salary increases into consideration. We do not anticipate more than an 8% annual increase.

Professional Level	Hourly Rates
Principal/Director	$265
Senior Manager	$265
Manager	$240
Senior Associate	$220
Associate	$200

ASSUMPTIONS

Our Phase 1 fee estimate is based on the following assumptions:

- A maximum 4 months of scope for investigation services.
- 10 days of onsite work and the remainder of days being remote work.
- Hotel, airfare, rental car and meals for 2 BDO personnel traveling to the City of Banning.
- Key documents are provided on the dates agreed and there are no significant delays outside of our control.
- Your personnel prepare schedules and analyses as requested and are available to assist us as needed.
- Prior year workpapers will be made available for our review.
- Financial statements and supporting schedules for all entities are prepared in-house by management.
- No significant changes occur in the internal accounting controls, accounting systems, key personnel, or structure of the organization.
- Read-only access to the City's financial reporting and payment systems.

At BDO, our purpose is helping people thrive, every day. Together, we are focused on delivering exceptional and sustainable outcomes — for our people, our clients and our communities. Across the U.S., and in over 160 countries through our global organization, BDO professionals provide assurance, tax and advisory services for a diverse range of clients.

BDO is the brand name for the BDO network and for each of the BDO Member Firms. BDO USA, P.C., a Virginia professional corporation, is the U.S. member of BDO International Limited, a UK company limited by guarantee, and forms part of the international BDO network of independent member firms: www.bdo.com

Material discussed in this publication is meant to provide general information and should not be acted on without professional advice tailored to your needs.

© 2023 BDO USA, P.C. All rights reserved.

The following information comprises the minutes for a regular meeting of the City Council, a joint meeting of the Banning City Council and Banning Utility Authority and a joint meeting of the Banning City Council and the Banning City Council sitting in its capacity as the Successor Agency Board.

MINUTES **3/12/2024**
CITY COUNCIL **REGULAR MEETING**

COUNCIL MEMBERS PRESENT: Council Member Sheri Flynn
Council Member David Happe
Mayor Pro Tem Rick Minjares
Mayor Alberto Sanchez
Council Member Colleen Wallace

COUNCIL MEMBERS ABSENT: None

OTHERS PRESENT: Doug Schulze, City Manager
Serita Young, City Attorney
Marie Calderon, City Clerk
Caroline Patton, Administrative City Clerk
John Garside, Multimedia Specialist
Art Vela, Director of Public Works
Lincoln Bogard, Administrative Services Director
Adam Rush, Community Development Director

1. CALL TO ORDER

Mayor Sanchez called the regular meeting to order at 6:04 p.m.

1.1. Invocation – Pastor Nate Rodrigues of Infinite Center led the invocation.

1.2. Pledge of Allegiance – Mayor Pro Tem Minjares led the Pledge of Allegiance.

1.3. Roll Call

COUNCIL MEMBER	PRESENT	ABSENT
Flynn, Sheri	✕	
Happe, David	✕	
Minjares, Rick	✕	
Sanchez, Alberto	✕	
Wallace, Colleen	✕	

2. AGENDA APPROVAL

2.1. Approve Agenda

Motion to approve the agenda, removing agenda item 9.1.

Motion by Council Member Flynn
No second. Motion failed.

Motion to approve the agenda, moving agenda item 9.1 to follow agenda item 9.4.

Motion by Council Member Flynn
Seconded by Mayor Pro Tem Minjares

COUNCIL MEMBER	YES	NO	ABSTAIN	RECUSE	ABSENT
Flynn, Sheri	✕				
Happe, David	✕				
Minjares, Rick	✕				
Sanchez, Alberto		✕			
Wallace, Colleen		✕			

Motion approved by a vote of 3-2.

3. PRESENTATIONS

3.1. Proclamation – Riverside County Arts and Culture Month

4. REPORT ON CLOSED SESSION

Serita Young, City Attorney reported that there was discussion and direction provided to staff, with no final nor reportable action.

5. PUBLIC COMMENTS, CORRESPONDENCE, APPOINTMENTS, CITY COUNCIL COMMITTEE REPORTS, CITY MANAGER REPORT, AND CITY ATTORNEY REPORT

5.1. PUBLIC COMMENTS
The following individuals addressed City Council during Public Comment:

- Diego Rose
- Robert Sibole
- Harry Sullivan
- Frank Connolly
- Oleg Ivaschuk

5.2. CORRESPONDENCE
None

5.3. APPOINTMENTS
None

5.4. CITY COUNCIL COMMITTEE REPORTS
Council Member Wallace reported on a Regional Conservation Authority (RCA) and Southern California Association of Governments (SCAG) meeting. She announced her Town Hall Meeting would be on the weekend.

Mayor Pro Tem Minjares reported on progress related to the Animal Shelter Ad Hoc Committee.

Council Member Flynn reported on a Western Riverside County Council of Governments (WRCOG) meeting and several meetings with private parties.

Council Member Happe reported on a Town Hall Meeting he held in his District.

Mayor Sanchez reported on a recent trip to Hoffer Elementary School for Read Across America day.

5.5. CITY MANAGER REPORT
City Manager Schulze had no report.

5.6. CITY ATTORNEY REPORT
City Attorney Young had no report.

5.7. CITY TREASURER REPORT
Treasurer Geronimo had no report.

6. CONSENT AGENDA

6.1 Approval of the Meeting Minutes for the February 27, 2024 City Council Meetings
6.2 Consideration of Resolution 2024-43, Authorizing the Purchase of Three Chevy Bolts from Jessup Auto Plaza in the amount of $ 99,091.79 and establishing a total budget of $104,046.38 as included in the City's Short Range Transit Plan
6.3 Consideration of Resolution 2024-46, Approving Amendment No. 6 to a Professional Services Agreement (C00641) with Nobel Systems Inc. for ArcGIS and API Online Services
6.4 Consideration of Resolution 2024-47, Approving an Amendment to the ARC Document Solutions Purchase Order (31887) in the Amount of $3,939.60.
6.5 Consideration of Resolution 2024-48, Approving the Purchase of 16 Zoll Aeds, 16 Zoll AED Carrying Cases, 2 Wall Mounted Cabinets From Acme Medical Using 2023 Q4 Firehouse Subs Public Safety Foundation Grant Award in the Amount of $29,896.32
6.6 Consideration of Resolution 2024-49, an Agreement for Professional Services (C00641) for California State Housing and Community Development (HCD) Annual Progress Report Services with Rincon Consultants, Inc.
6.7 Consideration of Resolution 2024-04 UA, Approving Amendment No. 3 to the Professional Services Contract for the Design of Well C-8 with Hazen and Sawyer of Palm Desert, CA in the Amount of $30,406.22 and Extending the Term to June 30, 2026

Public Comment
None

Motion to adopt consent agenda items 6.1, 6.4, 6.5, and 6.6.

Motion by Council Member Wallace
Seconded by Council Member Happe

COUNCIL MEMBER	YES	NO	ABSTAIN	RECUSE	ABSENT
Flynn, Sheri	✕				
Happe, David	✕				
Minjares, Rick	✕				
Sanchez, Alberto	✕				
Wallace, Colleen	✕				

Motion approved by a vote of 5-0.

6.2. Consideration of Resolution 2024-43, Authorizing the Purchase of Three Chevy Bolts from Jessup Auto Plaza in the amount of $ 99,091.79 and establishing a total budget of $104,046.38 as included in the City's Short Range Transit Plan

Art Vela, Director of Public Works, presented the staff report.

Public Comment
- Frank Connolly

Motion to adopt Resolution 2024-43.

Motion by Council Member Wallace
Seconded by Mayor Sanchez

COUNCIL MEMBER	YES	NO	ABSTAIN	RECUSE	ABSENT
Flynn, Sheri	✕				
Happe, David	✕				
Minjares, Rick	✕				
Sanchez, Alberto	✕				
Wallace, Colleen	✕				

Motion approved by a vote of 5-0.

6.3. Consideration of Resolution 2024-46, Approving Amendment No. 6 to a Professional Services Agreement (C00641) with Nobel Systems Inc. for ArcGIS and API Online Services

Adam Rush, Community Development Director, presented the staff report.

Public Comment
None

Motion to adopt Resolution 2024-46.

Motion by Council Member Happe
Seconded by Council Member Wallace

COUNCIL MEMBER	YES	NO	ABSTAIN	RECUSE	ABSENT
Flynn, Sheri	✕				
Happe, David	✕				
Minjares, Rick	✕				
Sanchez, Alberto	✕				
Wallace, Colleen	✕				

Motion approved by a vote of 5-0.

6.7. Consideration of Resolution 2024-04 UA, Approving Amendment No. 3 to the Professional Services Contract for the Design of Well C-8 with Hazen and Sawyer of Palm Desert, CA in the Amount of $30,406.22 and Extending the Term to June 30, 2026

Art Vela, Director of Public Works, presented the staff report.

Public Comment
None

Motion to adopt Resolution 2024-04 UA, with amendments to Exhibit A to revise the contract sum amounts listed in recitals C and D, and Section 1.2 of Amendment No. 3 to the Hazen and Sawyer Professional Services Agreement.

Motion by Council Member Wallace
Seconded by Council Member Happe

COUNCIL MEMBER	YES	NO	ABSTAIN	RECUSE	ABSENT
Flynn, Sheri	✕				
Happe, David	✕				
Minjares, Rick	✕				
Sanchez, Alberto	✕				
Wallace, Colleen	✕				

Motion approved by a vote of 5-0.

7. PUBLIC HEARING(S)

None

8. REPORTS OF OFFICERS

8.1 Consideration of Resolution 2024-44, Creating a Community Revitalization Investment Authority to Operate within the Community, and Making Certain Findings and Taking Certain Actions in Connection Therewith, and Resolution 2024-02 SA, Making Certain Findings Relating to the City of Banning's Creation of a Community Revitalization Investment Authority to Operate within the Community

Doug Schulze, City Manager, presented the staff report.

Public Comment
- Richard Royce

Motion to table the resolution and direct staff to hold a workshop on the topic.

Motion by Mayor Pro Tem Minjares
Seconded by Council Member Happe

COUNCIL MEMBER	YES	NO	ABSTAIN	RECUSE	ABSENT
Flynn, Sheri	✕				
Happe, David	✕				
Minjares, Rick	✕				
Sanchez, Alberto	✕				
Wallace, Colleen	✕				

Motion approved by a vote of 5-0.

Mayor Sanchez announced a recess at 8:16 p.m. The meeting was reconvened at 8:33 p.m.

8.2 Consideration of Resolutions 2024-45, 2024-03 UA, and 2024-03 SA, Approving and Adopting the Mid- Year 2023-24 Budget for Fiscal Period July 1, 2023 through June 30, 2024, for the City, Utility Authority and Successor Agency

Lincoln Bogard, Administrative Services Director, presented the staff report.

Public Comment
None

Motion to adopt Resolution 2024-45, Resolution 2024-03 SA, and Resolution 2024-03 UA.

Motion by Council Member Wallace
Seconded by Council Member Happe

COUNCIL MEMBER	YES	NO	ABSTAIN	RECUSE	ABSENT
Flynn, Sheri	✕				
Happe, David	✕				
Minjares, Rick	✕				
Sanchez, Alberto	✕				
Wallace, Colleen	✕				

Motion approved by a vote of 5-0.

8.3 Consideration of Closure of Fund 690 - Refuse Fund, Transfer of Fund Balance to Fund 001 - General Fund, and Future Identification of Franchise Deposit

Lincoln Bogard, Administrative Services Director, presented the staff report.

Public Comment
None

Motion to approve closure of fund 690 and transfer and classify franchise deposit as assigned.

Motion by Council Member Wallace
Seconded by Mayor Pro Tem Minjares

COUNCIL MEMBER	YES	NO	ABSTAIN	RECUSE	ABSENT
Flynn, Sheri	✕				
Happe, David	✕				
Minjares, Rick	✕				
Sanchez, Alberto	✕				
Wallace, Colleen	✕				

Motion approved by a vote of 5-0.

8.4 Consideration of a Request from Council Member Flynn to Reconsider the City Council's Adoption of Resolution 2024-22 on February 13, 2024, Approving the Purchase of 50 Motorola APX NEXT Radios and Accessories and, if Reconsidered, Consideration of Resolution 2024-22, Approving the Purchase of 50 Motorola APX NEXT Radios and Accessories

Serita Young, City Attorney, presented the staff report.

Public Comment
- Frank Connolly
- Richard Royce
- Jeffrey Platt

Motion to reconsider the City Council's vote on Resolution 2024-22 on February 13, 2024 relating to the approval of the City's purchase of 50 Motorola APX NEXT radios and accessories and a Communications System and Services Agreement with Motorola Solutions, Inc. I voted for Resolution 2024-22.

Motion by Council Member Flynn
No second. Motion failed.

9. DISCUSION ITEM(S)

9.2. Ring of Honor Selection Committee Appointment

Doug Schulze, City Manager, presented the staff report.

Public Comment
None

Motion directing staff to advertise for the Ring of Honor Selection Committee and bring back potential appointments to City Council.

Motion by Council Member Happe
Seconded by Council Member Wallace

COUNCIL MEMBER	YES	NO	ABSTAIN	RECUSE	ABSENT

Flynn, Sheri	✕
Happe, David	✕
Minjares, Rick	✕
Sanchez, Alberto	✕
Wallace, Colleen	✕

Motion approved by a vote of 5-0.

9.3. Downtown Complete Street/Revitalization Implementation - Active Transportation Plan (ATP) Grant Opportunity

Nate Smith, Deputy Director of Public Works, presented the staff report.

Public Comment
None

9.4. Discussion of Policy to Prohibit Use of Personal Cell Phones on Dais During Meetings

Doug Schulze, City Manager, presented the staff report.

Public Comment
None

Motion to continue the meeting past 10:00 p.m.

Motion by Mayor Pro Tem Minjares
Seconded by Council Member Wallace

COUNCIL MEMBER	YES	NO	ABSTAIN	RECUSE	ABSENT
Flynn, Sheri		✕			
Happe, David	✕				
Minjares, Rick	✕				
Sanchez, Alberto	✕				
Wallace, Colleen	✕				

Motion failed by a vote of 4-1.

The meeting was adjourned at 10:16 p.m.

9.1. Discussion of Council Policy Changes Regarding Extension of Meetings and Disparaging Remarks Made by Members of the City Council

10. ITEMS FOR FUTURE AGENDAS

10.1. New Items

10.2. Pending Items:
1. Grow Banning (Sanchez)
2. Potential Grants to Fund Playhouse Bowl Improvements (Sanchez)
3. Food Desert Zoning Overlay (Minjares)

4. Beautification of San Gorgonio Overpass Funding (Gonzales)
5. Scope and Duties of the Budget and Finance Committee (Wallace)
6. Neighborhood Groups/Identities (Minjares)
7. Update on Community Garden (Flynn)
8. Donation Policy (Flynn)
9. Zencity Contract (Flynn)
10. Cannabis Ordinance/Moratorium (Flynn)
11. ~~Use of Personal Cell Phones on Dais (Flynn)~~
12. Zoom Options for Public Meetings (Flynn)
13. ~~Ring of Honor (Minjares)~~

11. ADJOURNMENT

The meeting was adjourned at 10:16 p.m.

Minutes Prepared by:

Caroline Patton, Administrative City Clerk

*These minutes have been prepared as **Action Minutes** in accordance with City Council Resolution 1995-21 and Government Code Sections 36814, 40801, and 54953(c)(2).*

This entire meeting and all associated documents may be viewed here:
http://banning.ca.us/755/Agendas-and-Minutes---2024-to-Present

---

ATTACHMENTS:

Exhibit A – Proclamation – Riverside County Arts and Culture Month

CITY OF BANNING
OFFICE OF THE MAYOR

Proclamation

WHEREAS, *Riverside County has emerged as a leader in Arts and Culture; and,*

WHEREAS, *the encouragement of local artists and the steadfast support of the arts community are deemed essential for elevating the quality of life in Riverside County and fostering economic stimulation through tourism, arts and innovation; and,*

WHEREAS, *our vibrant arts and culture scene has been cultivated through extensive partnerships with local nonprofits, private corporations, cities, and strategic allies, collectively contributing to Riverside County's leadership in the arts; and,*

WHEREAS, *a cultural landscape that bolsters the arts and culture community in Riverside County is crucial not only for promoting tourism throughout the County but also for enriching the lives of our residents; and,*

WHEREAS, *the County of Riverside values a dynamic atmosphere that fosters innovation, education, and outreach within the local art community, recognizing these as vital components for the success, health, and advancement of our county.*

NOW THEREFORE*, I, Alberto Sanchez, Mayor of the City of Banning, do hereby proclaim the month of March 2024 as "Riverside County Arts & Culture Month" to continue encouraging the arts in our communities and the region.*

RIVERSIDE COUNTY
ARTS & CULTURE
MONTH

BE IT PROCLAIMED *this 12th day of March, 2024.*

Alberto Sanchez, Mayor

CITY OF BANNING
STAFF REPORT

TO: **CITY COUNCIL**

FROM: **Douglas Schulze, City Manager**

PREPARED BY: **Cheryl Stafford, Finance Manager**
Lincoln Bogard, Administrative Services Director

MEETING DATE: **March 26, 2024**

SUBJECT: **Receive and File Accounts Payable and Payroll Warrants Issued in the Month of February 29, 2024**

RECOMMENDATION:

Receive and file the warrants for period ending February 29, 2024, per California Government Code Section 37208.

BACKGROUND:

Staff compiles a monthly report to include accounts payable and payroll warrants issued.

JUSTIFICATION:

Description	Payment #	Amount	Total Amount
Checks:			
Checks Issued During Month	190119-190577	$2,716,069.30	
Voided/Reissue Check		$ 10,360.68	
Check Total			**$2,705,708.62**
Wires Total	1134-1135		**$1,858,304.92**
ACH Payments:	9007785-9007810		
Payroll Direct Deposit	02/09/2024	$ 604,332.15	
Payroll Direct Deposit	02/23/2024	$ 655,562.37	
Other Payments		$1,243,823.55	
ACH Total			**$2,503,718.07**
Payroll Checks:	13387-13412		
Payroll-Regular	02/09/2024	$ 3,679.44	
Payroll-Regular	02/23/2024	$ 3,693.81	
Payroll-Manual	02/26/2024	$ 24,356.51	
Payroll Check Total			**$ 31,729.76**

Total Warrants Issued for February 2024			**$7,099,461.37**

FISCAL IMPACT:

No fiscal impact.

ALTERNATIVES:

Receive and file the warrants for period ending February 29, 2024.

ATTACHMENTS:

1. Attachment 1 - Fund List_Updated 10.11.23.pdf
2. Attachment 2-Warrant Report February 2024.pdf
3. Attachment 3-Warrant Report Detail February 2024.pdf
4. Attachment 4-Void Check Log, Payroll Log and Payroll Registers.pdf

Budget Processes, Policies & Fund Structure

The following depicts the City's budgeted funds and how they fit in the organization for budget and accounting purposes. Note that departments in the General Fund may also have budget responsibility for other funds.

Appropriated Funds

Black = Major - Blue = Non-Major - Red = Retired Funds FY 20-21

Governmental Funds			Proprietary Funds			Fiduciary Funds	
General Fund	Special Revenue Funds	Capital Improvement Funds	Enterprise Funds	Enterprise Funds-BUA	Internal Service Funds	Sucessor Agency Funds	Agency Funds
General Fund (001) Departments	(002) Developer Deposit	(400) Police Facilities Development	(670) Electric Fund	(660) Water	(702) Fleet Maintenance	(805) Redevelopment Obligation-Retirement	(221) ATWEL #2020-02 CFD
- (1000) City Council	(005) Successor Agency Admin	(410) Fire Facilities Development	- (7000) Electric	(661) Water Capital Facilities	(700) Risk Management	(810) Sucessor Housing Agency	(360) Sun Lakes CFD #86-1
- (1200) City Manager	(100) Gas Tax Street	(420) Traffic Control Facility	- (7010) Generation & Trans.	(662) Irrigation Water Fund	- (5020) Workers Compensation	(830) Debt Service Successor Agncy	(365) Wilson Street #91-1 AD
- (1210) Economic Development	(101) Measure A Street	(421) Ramsey/Highland Signal	(672) Rate Stability/Debt Service Reserve	(663) BUA Water Capital Project	- (5030) Unemployment Insur.	(840) Bond Exp. Agreement - (BEA) Project	(370) Area Police Computer
- (1220) Public Information	(102) RMRA (SB1) Gas Tax	(430) General Facilities	(673) Electric Improvement	(669) BUA Water Debt Service	- (5040) Liability Insurance	(841) Bond Exp. Agreement - (BEA) Low/Mod	(375 Fair Oaks #2004-01-AD
- (1300) Human Resources	(103) SB 300 Street	(444) Wilson Median Fund	(674) Electric Revenue Bond Project	(680) Wastewater	- (5300) City Attorney		(376) Cameo Homes
- (1400) City Clerk	(104) Article 3 Sidewalk	(451) Park Development Fund	(675) Public Benefit	(681) Wastewater Capital Facility	(703) Information Systems Services		
- (1500) Elections	(110) CDBG	(470) Capital Improvement	(678) Electric Revenue Bond Debt Service	(682) Wastewater Tertiary	(704) Building Maintenance		
- (1800) City Attorney	(111) Landscape Maintenance	(475) Fair Oaks #2004-01-AD	(600) Airport Fund	(683) BUA Wastewater Capital Project	(705) Support Services		
- (1900) Fiscal Services	(132) Air Quality Improvement		(610) Transit Fund	(685) State Revolving Loan	(761) Utility Billing Admin.		
- (1910) Purchasing & AP	(140) Asset Forfeiture/Police		- (5800) Fixed Route	(689) BUA Wastewater Debt Service	- (3100) Account & Collections		
- (2060) TV Government Access	(148) Supplemental Law-Enforcement		- (5850) Dial A Ride		- (3110) Meter Reading		
- (2200) Police	(150) State Park Bond		(690) Refuse Fund				
- (2210) Dispatch	(190) Housing Authority						
- (2300) Animal Control	(200) Special Donation						
- (2400) Fire	(201) Sr. Center Activities						
- (2700) Building Safety	(202) Animal Control Reserve						
- (2740) Code Enforcement	(203) Police Volunteer						
- (2800) Planning	(222) Federal Funds						
- (3000) Engineering	(300) City Administration-COP Debt Service						
- (3200) Building Maintenance							
- (3600) Parks							
- (4000) Recreation							
- (4010) Aquatics							
- (4020) Day care							
- (4050) Senior Center							
- (4060) Sr. Advisory Board							
- (4500) Central Services							
- (4800) Debt Service							
- (5400) Community Enhancement							

City of Banning
Warrant List February 2024

Warrant Number	Vendor Name	Warrant Amount
1134	RIVERSIDE PUBLIC UTILITIES	1,434,109.16
1135	U.S. BANK	424,195.76
190119	ABS FACILITY SERVICES INC	4,970.00
190120	AHRENS, JOYCE	272.32
190121	AMAZON BUSINESS	913.52
190122	AMERICAN FIDELITY ASSURANCE	24,895.50
190123	ANDERSON, DENNIS & LUCILLE	252.66
190124	ANDREWS, LORRAINE	289.02
190125	ARAMARK UNIFORM & CAREER APPAREL	104.39
190126	AT&T CALNET 2	1,024.23
190127	AT&T MOBILITY LLC	2,881.11
190128	AURIGA CORPORATION	2,950.00
190129	BANNING VETERINARY HOSPITAL	905.75
190130	BARRILLEAUX, BRENDA	185.69
190131	BEAUMONT DO IT BEST HOME CENTER	60.39
190132	BEAUMONT SAFE & LOCK	184.35
190133	BLUMENFELD, PHILLIP & JOAN	150.16
190134	BOWEN, WAYNE	255.75
190135	BRIANT, HARRIET	210.13
190136	BUNCH, JAMES & BRENDA	229.11
190137	BUSINESS TELECOMMUNICATION	600.28
190138	CABRERA, YESENIA LOPEZ-	114.01
190139	CALIFORNIA DEPT OF TAX AND FEE ADMN	10,094.00
190140	CANON FINANCIAL SERVICES, INC	2,084.36
190141	CASC ENGINEERING AND CONSULTING INC	626.50
190142	CDW GOVERNMENT, INC	13,503.43
190143	CELL BUSINESS EQUIPMENT (CBE)	1,023.34
190144	CICCS	1,047.63
190145	CINTAS CORPORATION	753.05
190146	CITY OF BANNING (BNG)	383.20
190147	CLA-VAL	13,763.11
190148	CLIFTON, JAY	3,000.00
190149	COLUMBARO, NOLA	29.84
190150	CONSOLIDATED ELECTRICAL	43.49
190151	COUNSELING TEAM INTERNATIONAL, THE	700.00
190152	CROSBY, JAMES E.	90.14
190153	CUSTOM TROPHIES & UNEEK AWARDS	1,015.00
190154	DAFT, BARBARA	38.91
190155	DESAI, AJIT	100.98
190156	DEWETT, TOM & LORAY	126.58
190157	DFM ASSOCIATES	76.13
190158	DUDEK	43,173.18
190159	ECCLESTON, CHARLES	228.45
190160	ENEH, OBIORA	168.96
190161	EXECUTIVE FACILTIES SERVICES INC	15,187.69
190162	FEDEX	85.42
190163	FIKSE, LEON & HARRIET	47.76
190164	FISHER, SHARON	223.15
190165	FRONTIER COMMUNICATIONS	2,071.49
190166	FRUGIUELE, EDWARD & LESLIE	228.66
190167	GALLS, LLC	1,773.88
190168	GARDA CL WEST INC	67.13
190169	GAS COMPANY, THE	3,551.67

City of Banning
Warrant List February 2024

Warrant Number	Vendor Name	Warrant Amount
190170	GEELAN, CHRIS	215.83
190171	GHJ ADVISORS	21,202.50
190172	GLICKMAN, SANDRA	156.04
190173	GONZALEZ, OSCAR & MARIA	256.78
190174	GOVERNMENTJOBS.COM, INC	39,465.17
190175	GRANITE, HARRIET	202.66
190176	HAGEN, JOHN	242.70
190177	HARPER, KRIS	250.00
190178	HASENPFLUG, RICK	230.45
190179	HDL COREN & CONE	7,500.00
190180	HOME DEPOT #8987	1,093.13
190181	HUERTA, JAVIER	2.09
190182	IMPERIAL SUPPLIES, LLC	556.26
190183	IRON MOUNTAIN INFORMATION MGMT, LLC	142.89
190184	JAVOR, GEORG & SHIRLEY	36.49
190185	JEWS, NICOLE	223.00
190186	JOE A GONSALVES & SON	3,500.00
190187	KELLEY, DAVID	2,400.00
190188	KOBES, JOHN & ROSEMARIE	48.20
190189	LIEBERT CASSIDY WHITMORE	25,210.50
190190	LINCOLN FINANCIAL GROUP	11,741.64
190191	LOZANO SMITH LLP	28,024.30
190192	MARTIN, REGINA	170.60
190193	MCNEESE-SMITH, BILL	84.46
190194	MENDOZA, JUAN	280.44
190195	MILLER, LARRY & BARBARA	78.69
190196	MOBILE TURTLE FLEET & AUTO DETAIL	350.00
190197	MOODY, TERRY & SANDRA	158.18
190198	MYERS & SONS HI-WAY SAFETY INC.	1,821.73
190199	NETHERTON, CAROL & MORRIS	159.38
190200	NICE, JAMES	201.89
190201	OBRY, DAVID & PAMELA	194.12
190202	ORAVECZ, DELORAS	39.16
190203	ORTEGA, SALVADOR	164.17
190204	PAGLIA, JOAN	107.61
190205	PARLET'S JEWELRY & LOAN	191.52
190207	PRATT, FRANCIS & JUDITH	203.97
190208	PRE-PAID LEGAL SERVICES, INC	319.92
190209	QT POD	945.00
190210	RIVERSIDE COUNTY SHERIFF-PSEC	4,865.29
190211	ROCKWELL, AMBER	300.00
190212	ROOT, GARY & JUDITH	122.95
190213	RUFFIN, STEPHEN	234.59
190214	SC FUELS	562.00
190215	SGP DESIGN AND PRINT	134.69
190216	SHRED-IT USA, LLC	156.56
190217	SIBOLE, KOLEEN	172.23
190218	SOCAL PROPANE LLC	70.00
190219	SOFTWARE ONE, INC	870.00
190220	SOUTHERN CALIFORNIA EDISON	238.17
190221	STAPLES BUSINESS ADVANTAGE	1,127.01
190222	STC TRAFFIC INC	630.00
190223	STONE, CHERYLL	109.99

City of Banning
Warrant List February 2024

Warrant Number	Vendor Name	Warrant Amount
190224	STONE, DIANE	213.35
190225	TATE, BOBBY	91.42
190226	TEC EQUIPMENT, INC	337.08
190227	THAVIXAY, JENNIFER	287.07
190228	TIME WARNER CABLE	983.37
190229	TIME WARNER CABLE (086811201)	95.01
190230	ULTRA ENGINEERING CONTRACTORS, INC.	49,248.00
190231	VIGILANT LLC	8,199.94
190232	VISION SECURITY SYSTEMS	21,208.60
190233	VORISEK, ADAM	229.12
190234	WAGES, ROBERT & ANN	175.68
190235	WALKER, LORRAINE	223.00
190236	WALLACE, COLLEEN	124.55
190237	WEINBERG, MARK & JUDY	163.97
190238	WESTRICK, FERNE	165.15
190239	WESTRUX INTERNATIONAL INC	136.36
190240	WILLDAN FINANCIAL SERVICES	2,500.00
190241	WILLIAMS, JOHN	296.74
190242	WILLIAMS, JOHN	229.63
190243	WOOD, RONALD & JUDY	146.35
190244	XENIA PACIFIC, INC	260.76
190245	YORK, RICHARD	121.97
190246	A-Z BUS SALES, INC. (COLTON)	150,244.52
190247	ALAMILLA, ALFONSO	16.06
190248	ALL AMERICAN SEWER TOOLS	1,700.18
190249	ALL STAR ELITE SPORTS	4,189.86
190250	ALL STAR GLASS, INC.	1,589.24
190251	ALLGOOD DRIVING SCHOOL, INC	81.90
190252	ALVARADO, ILEANA & ANTHONY	57.97
190253	AMAZON BUSINESS	368.85
190254	AMERICAN KEY SUPPLY	7,697.87
190255	AMERICAN RAMP COMPANY	11,009.19
190256	ARCE, PAUL	224.00
190257	ARTISTIC MAINTENANCE, INC.	8,184.00
190258	ASBURY ENVIRONMENTAL SERVICES DBA	424.54
190259	ASSOCIATED BAG COMPANY	1,793.30
190260	ATWORK PERSONNEL SERVICES	1,295.80
190261	AUTOMATED GATE SERVICES, INC.	1,184.00
190262	BANNING POLICE OFFICERS ASSOC.	2,710.30
190263	BEAUMONT CHERRY VALLEY WATER	2,588.01
190264	BEAUMONT DO IT BEST HOME CENTER	812.38
190265	BENHAR, DIANA T	262.50
190266	BOQUETTE, JERRY	43.99
190267	CALENDAR, MARILYN	644.57
190268	CALIFORNIA LAW ENFORCE ASSN	992.00
190269	CALIFORNIA LAW ENFORCEMENT ASSOC	20.00
190270	CALOLYMPIC GLOVE & SAFETY CO, INC	1,164.16
190271	CAMBEROS, ANDREW & JOSE II	96.37
190272	CAMPBELL, MARK	89.26
190273	CELL BUSINESS EQUIP-LEASING	439.04
190274	CENTER ELECTRIC SERVICES, INC	5,088.93
190275	CINTAS CORPORATION	1,075.29
190276	CITY OF BANNING UTILITIES	782.15

City of Banning
Warrant List February 2024

Warrant Number	Vendor Name	Warrant Amount
190277	CONSOLIDATED ELECTRICAL	369.05
190278	CORE & MAIN, LP	2,090.05
190279	CUEVAS &, ANGELINA	149.76
190280	CYBERTIME NETWORK COMMUNICATIONS	699.00
190281	DOBBINS, DEANN LOUISE	28.00
190282	ECHEVARRIA &, OSCAR	93.59
190283	ELECTROMARK COMPANY	4,585.87
190284	ENTERPRISE FM TRUST	21,103.33
190285	ENTERPRISE RENT-A-CAR	276.60
190286	EXPERT REAL ESTATE & INVESTMEN	96.43
190287	FATTAL, ERAN	12.31
190288	FLUID COMPONENTS INTERNATIONAL LLC	2,603.09
190289	FLYNN, SHERI	98.77
190290	FRONTIER COMMUNICATIONS	325.58
190291	GALLEGOS, ELIZABETH & RICHARD	23.43
190292	GALLS, LLC	1,825.70
190293	GAS COMPANY, THE	177.32
190294	GLOVER, KEVIN M TTEE	16.97
190295	GRAYMAR ENVIRONMENTAL SERVICES INC	377,406.57
190296	HASKELL REAL ESTATE	57.07
190297	HASKELL REAL ESTATE INC	31,500.00
190298	HAZEN AND SAWYER	10,544.50
190299	HEIDT, ANGELO	127.45
190300	HERNANDEZ, CARLA	1,260.00
190301	HIBBS, JEFF	34.70
190302	HOME DEPOT #8987	1,154.53
190303	HOUGLAND, RICHARD	147.77
190304	HUERTA JR., GILBERT	490.00
190305	I.B.E.W. LOCAL 47	10,751.42
190306	I.B.E.W. LOCAL 47 (PAC)	40.00
190307	IBEW LOCAL 47 RETIREE MEDICAL TRUST	3,069.74
190308	INTEGRITY TILE	32.27
190309	JACKSON, JENNIFER	25.00
190310	JAUREGUI, ROBERTO	42.50
190311	JERMEAY, JODY	895.52
190312	JEWS, NICOLE	141.25
190313	JOHNSON, WILLIAM	455.00
190314	KIMLEY-HORN AND ASSOCIATES, INC	7,025.00
190315	KOLLER, MARIE	25.20
190316	L O LYNCH, INC	347.46
190317	LAMPLIGHTER APTS	86.91
190318	MARIPOSA LANDSCAPES, INC	1,908.11
190319	MASON, BARBARA	96.50
190320	MCCOY-TORRES, LYNETTE	27.30
190321	MENDOZA, CINDY & TONY	103.46
190322	MORGAN, DEIDRA J	168.00
190323	MUNOZ, MARIBEL	127.45
190324	NEW IMAGE AUTO BODY	1,987.67
190325	N2W ENGINEERING, INC	36,147.01
190326	O'REILLY AUTO PARTS	114.84
190327	OPENDOOR LABS INC	177.86
190328	ORTEGA, DANIEL	125.00
190329	PARKHOUSE TIRE, INC.	595.88

City of Banning
Warrant List February 2024

Warrant Number	Vendor Name	Warrant Amount
190330	PARS	273.94
190331	PARTS AUTHORITY	741.29
190332	PETTY CASH CUSTODIAN-COMM SVCS	4.30
190333	PETTY CASH CUSTODIAN-SR CENTER	76.93
190334	PRESS-ENTERPRISE, THE	367.93
190335	PULVER, JODEANE V	227.50
190336	REAL ESTATE SPM, LLC	172.42
190337	RECORD GAZETTE, THE	1,109.77
190338	RELLIM, INC	95.59
190339	RIVEST, LINDA	359.01
190340	RODRIGUEZ &, DAVID	80.37
190341	ROWLAND, JORDAN	127.45
190342	ROYAL WHOLESALE ELECTRIC	5,680.56
190343	RSBHFA	42.63
190344	SAN BERNARDINO PUBLIC EMPLOYEES	2,567.78
190345	SATELLITE PHONE STORE	307.95
190346	SC FUELS	29,010.94
190347	SCA OF CA, LLC	10,080.00
190348	SCCI, INC DBA	500.00
190349	SCPPA	1,399.38
190350	SGP DESIGN AND PRINT	649.74
190351	SITEONE LANDSCAPE SUPPLY	451.19
190352	SO CAL WEST COAST ELECTRIC, INC	14,133.15
190353	SORIANO, RICHARD	379.50
190354	STAPLES BUSINESS ADVANTAGE	121.87
190355	STEWARD, JABAR & KENYA	154.97
190356	STEWART, ROBERT & DEBORAH	14.28
190357	SYSTEMS INTEGRATED	14,467.00
190358	THORN, STELLA	50.00
190359	TIME WARNER/CHARTER	146.95
190360	TRENCH SHORING COMPANY	1,200.00
190361	TURBOSCAPE, INC	5,985.00
190362	UNDERGROUND SERVICE ALERT	173.03
190363	UTLEY, AMBER	379.50
190364	WALKER &, ROSE	95.17
190365	WESTERN WATER WORKS SUPPLY CO	65.51
190366	WILBUR'S POWER EQUIPMENT	90.49
190367	ZENCITY TECHNOLOGIES US, INC	42,000.00
190368	ALL STAR ELITE SPORTS	51.52
190369	AMAZON BUSINESS	984.94
190370	AMERICAN COUNCIL OF ENG COMPANIES	399.13
190371	ARAMARK UNIFORM & CAREER APPAREL	166.32
190372	AURIGA CORPORATION	3,450.00
190373	BABCOCK LABORATORIES, INC	4,685.40
190374	BEAUMONT DO IT BEST HOME CENTER	169.74
190375	BEAUMONT SAFE & LOCK	106.87
190376	BLAISDELL'S BUSINESS PRODUCTS	708.84
190377	BLUEBEAM, INC	4,962.00
190378	CAMPA, ERIC	4,737.00
190379	CDW GOVERNMENT, INC	4,191.29
190380	CHANDLER ASSET MANAGEMENT INC	2,020.88
190381	CHAVEZ, ALBERTO M	256.50
190382	CINTAS CORPORATION	1,149.30

City of Banning
Warrant List February 2024

Warrant Number	Vendor Name	Warrant Amount
190383	CITY OF BANNING (BNG)	976.17
190384	CYBERTEK COMPUTER & NETWORKING SVCS	34,850.76
190385	D&M JOB INC.	531.21
190386	DIAMOND HILLS CHEVROLET BUICK GMC	11.02
190387	ELECTRIC POWER SYSTEMS INT, INC.	30,000.00
190388	ENGINEERING RESOURCES OF SO CA	228,563.61
190389	FREE ENERGY SAVINGS	83.39
190390	GAS COMPANY, THE	146.30
190391	GRAINGER	627.96
190392	GRANICUS LLC	5,848.75
190393	GREEN, KAREN	52.46
190394	H & L CHARTER CO, INC	1,838.50
190395	HAAKER EQUIPMENT COMPANY	157.32
190396	HASKELL REAL ESTATE INC	1,730.60
190397	HINDERLITER DE LLAMAS & ASSOCIATES	1,634.84
190398	HOME DEPOT #8987	305.91
190399	INFOSEND, INC	9,136.08
190400	JON'S FLAGS & POLES, INC	341.03
190401	LANGUAGE TESTING INTERNATIONAL	80.50
190402	LEAGUE OF CA CITIES-RIVERSIDE DIV	100.00
190403	MARIPOSA LANDSCAPES, INC	24,282.40
190404	MASON, BARBARA	37.46
190405	MILSOFT UTILITY SOLUTIONS, INC	10,000.00
190406	MITSUBISHI ELECTRIC & ELECTRONICS	341.67
190407	NOBEL SYSTEMS, INC	332.00
190408	N2W ENGINEERING, INC	39,331.00
190409	PARTS AUTHORITY	327.22
190410	PLATT, JEFFREY	305.78
190411	PRESS-ENTERPRISE, THE	126.17
190412	PRO-VISION, INC	7,200.00
190413	PRYOR LEARNING LLC	3,980.00
190414	RICHARDS WATSON GERSHON	42,584.76
190415	RIVCO EMD	11,250.00
190416	ROMO PLANNING GROUP, INC.	16,445.00
190417	SC FUELS	34,768.82
190418	SITEONE LANDSCAPE SUPPLY	140.15
190419	SMART & FINAL	165.98
190420	SO CAL JOINT POLE COMMITTEE	1,503.59
190421	SOUTHERN CALIFORNIA EDISON COMPANY	6,112.00
190422	STAPLES BUSINESS ADVANTAGE	199.60
190423	SWIFTLY INC	2,580.60
190424	TAYLOR'S PLUMBING LLC	120.00
190425	TICKENOFF, DAVID & CARIN	166.30
190426	TIME WARNER CABLE	1,975.70
190427	TIME WARNER CABLE (086811201)	95.01
190428	TIME WARNER/CHARTER	314.33
190429	TOP-LINE INDUSTRIAL SUPPLY, LCC	5.04
190430	VERIZON WIRELESS SERVICES, LLC	10,323.08
190431	VIRTUAL PROJECT MANAGER, LLC	1,000.00
190432	VISION SECURITY SYSTEMS	2,355.00
190433	WALKER, LORRAINE	4,249.81
190434	WELDOR'S SUPPLY AND STEEL	49.49
190435	WILLDAN ENGINEERING	747.50

City of Banning
Warrant List February 2024

Warrant Number	Vendor Name	Warrant Amount
190436	WILLIAMS SCOTSMAN, INC	1,624.88
190437	ALBERT A. WEBB ASSOCIATES	1,740.08
190438	AMAZON BUSINESS	1,126.42
190439	AMERICAN FORENSIC NURSES	1,897.14
190440	AMPLIFUND	35,500.00
190441	ANIXTER, INC	6,495.88
190442	ARAMARK UNIFORM & CAREER APPAREL	4,032.14
190443	AT&T CALNET 2	615.00
190444	ATBACKGROUNDS	111.18
190445	AVILA, SOL	151.00
190446	BANNING POLICE OFFICERS ASSOC.	2,960.30
190447	BANNING VETERINARY HOSPITAL	714.75
190448	BEST DRILLING AND PUMP INC	121,239.00
190449	BIO-TOX LABORATORIES	1,245.00
190450	BLAIS & ASSOCIATES, LLC	4,300.00
190451	CAMPA, ERIC	639.18
190452	CELL BUSINESS EQUIP-LEASING	2,464.50
190453	CELL BUSINESS EQUIPMENT (CBE)	363.75
190454	CINTAS CORPORATION	668.51
190455	CONCENTRA MEDICAL CENTERS	161.00
190456	CYBERTIME NETWORK COMMUNICATIONS	1,900.00
190457	D&M JOB INC.	724.39
190458	ELECTROMARK COMPANY	1,693.37
190459	FOSTER, SCOTT	107.50
190460	FRONTIER COMMUNICATIONS	1,303.59
190461	GALLS, LLC	5,937.22
190462	GARDA CL WEST INC	1,232.92
190463	GAS COMPANY, THE	48.78
190464	HOME DEPOT #8987	687.18
190465	IBEW LOCAL 47 RETIREE MEDICAL TRUST	3,050.05
190466	IGM TECHNOLOGY CORP	78,000.00
190467	INFOSEND, INC	7,617.51
190468	JNE POLYGRAPH LLC	3,825.00
190469	JOHNSON, WILLIAM	16.50
190470	LEXISNEXIS RISK SOLUTIONS	112.80
190471	MGT OF AMERICA CONSULTING, LLC	15,120.00
190472	MORGAN, AMANDA	107.50
190473	MOTOROLA SOLUTIONS, INC.	23,554.30
190474	ORACLE AMERICA INC	18,459.64
190475	PACKHAM & TOOMEY, INC	125.00
190476	PARS	326.42
190477	PARTS AUTHORITY	1,022.53
190478	PEREZ, VIVIAN	107.50
190479	PRESS-ENTERPRISE, THE	126.17
190480	PUBLIC AGENCY RETIREMENT SERVICES	300.00
190481	RCLETA	50.00
190482	RECORD GAZETTE, THE	303.40
190483	RIV. CO. DIV. OF WEIGHTS & MEASURES	1,250.00
190484	RIVERSIDE COUNTY SHERIFF-PSEC	4,865.29
190485	ROMO PLANNING GROUP, INC.	15,447.50
190486	SANDOVAL, ANA	107.50
190487	SGP DESIGN AND PRINT	536.60
190488	SHRED-IT USA, LLC	469.99

City of Banning
Warrant List February 2024

Warrant Number	Vendor Name	Warrant Amount
190489	SOFTWARE ONE, INC	2,159.43
190490	SOUTHERN CALIFORNIA GAS CO	8,039.94
190491	STAPLES BUSINESS ADVANTAGE	75.35
190492	STATE OF CALIFORNIA DOJ	2,763.00
190493	TELEPACIFIC COMMUNICATIONS	3,398.25
190494	THORNTON, CHRIS	78.00
190495	TURBOSCAPE, INC	315.00
190496	WRIGHT, RALPH	107.50
190497	ADVANCED WORKPLACE STRATEGIES INC	497.50
190498	ALBERT A. WEBB ASSOCIATES	63,606.09
190499	ALL STAR ELITE SPORTS	342.14
190500	ALLISON MECHANICAL INC	864.98
190501	AMAZON BUSINESS	313.43
190502	AMERICAN FIDELITY ASSURANCE	10,991.66
190503	AMERICAN FIDELITY ASSURANCE	25,173.96
190504	ARAMARK UNIFORM & CAREER APPAREL	205.12
190505	ARTISTIC MAINTENANCE, INC.	232.34
190506	ATWORK PERSONNEL SERVICES	5,500.88
190507	BABCOCK LABORATORIES, INC	3,698.00
190508	BEAUMONT BASIN WATERMASTER	3,000.00
190509	BEAUMONT DO IT BEST HOME CENTER	874.02
190510	BEAUMONT SAFE & LOCK	322.93
190511	BENHAR, CHANDA	250.00
190512	CA. DEPT OF TRANSPORTATION	2,498.75
190513	CALIFORNIA WATER ENVIRONMENT	319.00
190514	CAMPA, ERIC	312.89
190515	CANON FINANCIAL SERVICES, INC	1,881.86
190516	CASC ENGINEERING AND CONSULTING INC	473.75
190517	CDW GOVERNMENT, INC	4,959.41
190518	CELL BUSINESS EQUIPMENT (CBE)	940.67
190519	CICCS	122.96
190520	CINTAS CORPORATION	1,250.46
190521	CONCENTRA MEDICAL CENTERS	136.00
190522	CORE & MAIN, LP	12,924.36
190523	COST RECOVERY SYSTEMS, INC	7,250.00
190524	COUNSELING TEAM INTERNATIONAL, THE	650.00
190525	DELTA DENTAL INSURANCE COMPANY	1,043.69
190526	E.R. BLOCK PLUMBING	810.00
190527	FAITH IN ACTION	15,528.09
190528	FAST LUBE & TUNE	63.16
190529	FERRELLGAS LP	1,420.03
190530	FRONTIER COMMUNICATIONS	2,916.22
190531	GARDA CL WEST INC	35.71
190532	GAS COMPANY, THE	1,539.24
190533	GRAINGER	60.47
190534	GREEN DREAM INTERNATIONAL LLC	1,071.97
190535	HAZEN AND SAWYER	22,407.80
190536	HIXSON, JOSHUA	2,700.00
190537	HOME DEPOT #8987	328.11
190538	IMPERIAL SUPPLIES, LLC	524.62
190539	INFOSEND, INC	1,197.18
190540	INNOVATIVE FEDERAL STRATEGIES	9,653.47
190541	JOE A GONSALVES & SON	3,500.00

City of Banning
Warrant List February 2024

Warrant Number	Vendor Name	Warrant Amount
190542	KEMIRA WATER SOLUTIONS INC	4,996.01
190543	KOSMONT & ASSOCIATES, INC	2,501.20
190544	LIEBERT CASSIDY WHITMORE	15,257.00
190545	MC AVOY & MARKHAM	406.00
190546	MC CALL'S METER SALES	367.20
190547	MILSOFT UTILITY SOLUTIONS, INC	3,858.00
190548	MONTES, NATHAN	1,219.00
190549	MYERS & SONS HI-WAY SAFETY INC.	1,536.60
190550	OLIN CORPORATION	6,827.94
190551	ONESOURCE DISTRIBUTORS	2,417.48
190552	PACKHAM & TOOMEY, INC	135.00
190553	PALLET PBC	63,018.56
190554	PARKHOUSE TIRE, INC.	1,546.52
190555	PARTS AUTHORITY	870.16
190556	PRO-MOTORS COLLISION REPAIR	3,743.31
190557	RICK ENGINEERING COMPANY	49,973.85
190558	RIV. CO. DEPT OF ENVIRONMENTAL	2,487.41
190559	RON'S BEE SERVICE	650.00
190560	RUSH, ADAM	933.00
190561	RWC GROUP	212.84
190562	SERVIAM BY WRIGHT LLP	6,546.60
190563	SOCAL PROPANE LLC	895.68
190564	SOUTHERN CALIFORNIA EDISON	472.36
190565	STAPLES BUSINESS ADVANTAGE	1,292.48
190566	TEC EQUIPMENT, INC	826.65
190567	TEXAS LIFE INSURANCE COMPANY	6,293.18
190568	UTLEY, AMBER	155.00
190569	VECTORUSA	21,935.98
190570	VEOLIA WATER CONTRACT OPERATIONS US	73,434.00
190571	VISION SECURITY SYSTEMS	293.76
190572	WALLACE, COLLEEN	81.87
190573	WALTER STANLEY COS, LLC	254.56
190574	WATER ENVIRONMENT FEDERATION	166.00
190575	WESTERN WATER WORKS SUPPLY CO	671.72
190576	WILLIAMS SCOTSMAN, INC	859.63
190577	XENIA PACIFIC, INC	121.22
9007785	CA. ST. BOARD OF EQUALIZATION	498.00
9007786	EMPOWER ANNUITY INSURANCE COMPANY	43,953.99
9007787	WELLS FARGO BANK	400.00
9007788	WELLS FARGO CARD SERVICES INC	59,822.37
9007789	EMPOWER ANNUITY INSURANCE COMPANY	4,368.97
9007790	CA. ST. PUBLIC EMPLOYEES	180,043.67
9007791	CA. ST. PUBLIC EMPLOYEES	3,108.68
9007792	CORPORATION SERVICE COMPANY	135.00
9007793	WELLS FARGO BANK	604,332.15
9007794	CA. ST. EMPLOYMENT DEV. DEPT.	45,594.21
9007795	INTERNAL REVENUE SERVICE	249,036.93
9007796	TASC	1,524.60
9007797	WELLS FARGO BANK	400.00
9007798	CORPORATION SERVICE COMPANY	14.00
9007799	CALIFORNIA, STATE OF	171.00
9007800	EMPOWER ANNUITY INSURANCE COMPANY	45,390.44
9007801	CA. ST. PUBLIC EMPLOYEES	167,015.13

City of Banning
Warrant List February 2024

Warrant Number	Vendor Name	Warrant Amount
9007802	WINDSTREAM SERVICES, LLC	988.95
9007803	WINDSTREAM SERVICES, LLC	966.68
9007804	WELLS FARGO BANK	655,562.37
9007805	CA. ST. EMPLOYMENT DEV. DEPT.	58,214.94
9007806	INTERNAL REVENUE SERVICE	297,579.22
9007807	TASC	1,524.60
9007808	INTERNAL REVENUE SERVICE	4,197.38
9007809	WELLS FARGO BANK	32,831.01
9007810	EMPOWER ANNUITY INSURANCE COMPANY	46,043.78
Grand Total		7,078,092.29

Less Voided / Reissued Checks from Prior Period	(9,788.24)
Less Voided Checks Prior Period	(572.44)
Add Payroll Checks	31,729.76
Total Remittance for Month	7,099,461.37

City of Banning
Warrant List Detail February 2024

Warrant Number	Warrant Date	Vendor Name	Invoice Number	P.O. Number	Account Number	Payment Description	Warrant Amount
1134	2/16/2024	RIVERSIDE PUBLIC UTILITIES	286		670-7000-331.20-01	INTEREST REVENUE REVENUE REC'D IN JAN 2024	(3,094.17)
					670-7000-356.38-10	ENERGY REVENUE REVENUE REC'D IN JAN 2024	(314.64)
					670-7000-356.38-17	CRR REVENUE REVENUE REC'D IN JAN 2024	(3,812.47)
					670-7000-356.38-20	TRANS REVENUE REVENUE REC'D IN JAN 2024	(74,619.48)
					670-7010-473.27-09	S&D EXPENSE PAID DURING JAN 2024	51,224.00
					670-7010-473.27-50	CAPACITY EXPENSE PAID DURING JAN 2024	856,128.45
					670-7010-473.27-60	ENERGY EXPENSE PAID DURING JAN 2024	182,090.72
					670-7010-473.27-70	TRANS EXPENSE PAID DURING JAN 2024	426,506.75
1135	2/28/2024	U.S. BANK	2491955		830-9200-490.62-03	INTEREST DUE PAYMENT SUCCESSOR AGENCY 2016 SER	424,195.76
190119	2/1/2024	ABS FACILITY SERVICES INC	71098	032611	430-2900-441.90-15	WEST SIDE RECONFIGURE	4,970.00
190120	2/1/2024	AHRENS, JOYCE	TRUE UP FY23		670-7010-473.27-20	COMP SOLAR ELEC & NEM CR 26723-19958	272.32
190121	2/1/2024	AMAZON BUSINESS	13KK-V139-91CK	032294	670-7000-473.30-02	FLUORESCENT LIGHT COVERS	193.35
			17XN-9HR1-MKHH	032299	705-4500-412.36-00	CREDIT MEMO - PAPER TOWEL	(24.77)
			19LN-J694-7NNC	032294	670-7000-473.36-00	DRAWER ORGANIZER	19.38
			19PH-WY43-L6KR	032299	001-1910-412.36-00	AJA/CHERYL CALENDARS	56.70
			19YC-XTJJ-HLQQ	032292	001-1200-412.36-00	BULLETIN BOARD	14.41
			1DTN-NXQM-NT33	032292	705-4500-412.36-00	COMMAND HANG STRIPS	14.00
			1GFL-FCT3-NKWC	032299	705-4500-412.36-00	SUPPLY ORDER JANUARY FY24	36.79
			1HRY-9T7W-JJ9W	032381	001-2800-441.36-00	OFFICE SUPPLIES	251.77
			1LDH-TWF4-JJNL	032299	705-4500-412.36-00	SUPPLY ORDER JANUARY FY24	40.46
			1NF4-4K19-HFLJ	032294	703-3700-480.36-00	ADAPTER RJ9	23.69
			1P33-3FL9-7MFW	032299	001-1900-412.36-00	CUSTOM DATE STAMP	36.53
			1PKJ-XM6R-6F4N	032293	001-3000-442.36-00	HEADSETS	128.16
			1V94-7FQ1-6KKR	032300	761-3110-480.36-00	8GB USB DRIVES 5PK	10.70
			1VQF-LV4N-PTTV	032299	705-4500-412.36-00	CREDIT MEMO - HAND TOWELS	(14.32)
			1WYD-TQ3R-PC7R	032433	001-2210-421.36-00	HDMI CABLE	106.45
			1XMG-3C3H-HG69	032433	001-2200-421.36-00	HDMI CABLE	20.22
190122	2/1/2024	AMERICAN FIDELITY ASSURANCE	DECEMBER 2023		001-0000-204.30-00	WHOLE/TERM LIFE DECEMBER 2023	6,738.54
					001-0000-204.80-02	CANCER POLICY DECEMBER 2023	4,062.92
					001-0000-204.80-09	ACCIDENT POLICY DECEMBER 2023	3,803.60
					001-0000-204.80-11	DISABILITY SUPP STD DECEMBER 2023	6,820.06
					001-0000-204.80-12	CRITICAL ILLNESS DECEMBER 2023	2,137.04
					001-0000-204.80-16	GROUP HOSP INDEMITY DECEMBER 2023	1,333.34
190123	2/1/2024	ANDERSON, DENNIS & LUCILLE	TRUE UP FY23		670-7010-473.27-20	COMP SOLAR ELEC & NEM CR 55467-51674	252.66
190124	2/1/2024	ANDREWS, LORRAINE	TRUE UP FY23		670-7010-473.27-20	COMP SOLAR ELEC & NEM CR 59469-24018	289.02
190125	2/1/2024	ARAMARK UNIFORM & CAREER APPAREL	5880511208	032351	761-3110-480.25-02	FSR UNIFORMS 1/19/24	104.39
190126	2/1/2024	AT&T CALNET 2	000021050783		001-2200-421.26-05	DECEMBER 2023 BAN# 9391060200	399.96
			000021051886		001-2200-421.26-05	DECEMBER 2023 BAN #9391064350	429.63
			000021153579		001-2200-421.26-05	JANUARY 2024 BAN #9391033242	194.64
190127	2/1/2024	AT&T MOBILITY LLC	287332160118124		001-2200-421.26-05	MONTHLY SERVICES ACCT#287332160118	1,207.20
			992351038011924		001-2200-421.26-05	MONTHLY SERVICES ACCT#FAN02391479	1,673.91
190128	2/1/2024	AURIGA CORPORATION	8088	031498	673-7000-473.96-47	TASK 2; ELECTRIC DESIGN	2,950.00
190129	2/1/2024	BANNING VETERINARY HOSPITAL	820326		001-2300-424.33-90	MEDICAL EXAMINATION #2312060010 & 2312150020	271.00
			821665		001-2300-424.33-90	MEDICAL EXAM #2312270052&#2401030021	427.00
			821984		001-2300-424.33-90	MEDICAL EXAM #2401170049	207.75
190130	2/1/2024	BARRILLEAUX, BRENDA	TRUE UP FY23		670-7010-473.27-20	COMP SOLAR ELEC & NEM CR 68085-6982	185.69
190131	2/1/2024	BEAUMONT DO IT BEST HOME CENTER	538304	032304	704-3200-412.30-02	TOOLS/SUPPLIES	34.00
			538381	032304	704-3200-412.30-02	TOOLS/SUPPLIES	26.39
190132	2/1/2024	BEAUMONT SAFE & LOCK	76385	032369	670-7000-473.30-02	LOCK CELL & SFIC REPLACEM	172.76
			76400	032370	704-3200-412.30-02	DUP KEYS/TAGS	11.59
190133	2/1/2024	BLUMENFELD, PHILLIP & JOAN	TRUE UP FY23		670-7010-473.27-20	COMP SOLAR ELEC & NEM CR 26165-19532	150.16
190134	2/1/2024	BOWEN, WAYNE	TRUE UP FY23		670-7010-473.27-20	COMP SOLAR ELEC & NEM CR 9801-22666	255.75
190135	2/1/2024	BRIANT, HARRIET	TRUE UP FY23		670-7010-473.27-20	COMP SOLAR ELEC & NEM CR 51359-52096	210.13
190136	2/1/2024	BUNCH, JAMES & BRENDA	TRUE UP FY23		670-7010-473.27-20	COMP SOLAR ELEC & NEM CR 55751-51690	229.11
190137	2/1/2024	BUSINESS TELECOMMUNICATION	20740	032616	001-1910-412.89-48	CONNECT IP 485G PHONE	600.28
190138	2/1/2024	CABRERA, YESENIA LOPEZ-	TRUE UP FY23		670-7010-473.27-20	COMP SOLAR ELEC & NEM CR 59407-52296	114.01
190139	2/1/2024	CALIFORNIA DEPT OF TAX AND FEE ADMN	031-000005		670-7010-473.27-08	QTR ENERGY TAXES OCT - DEC 2023	10,094.00
190140	2/1/2024	CANON FINANCIAL SERVICES, INC	31872673	032336	001-4000-461.32-06	COPIER LEASE	178.45

City of Banning
Warrant List Detail February 2024

Warrant Number	Warrant Date	Vendor Name	Invoice Number	P.O. Number	Account Number	Payment Description	Warrant Amount
190140	2/1/2024	CANON FINANCIAL SERVICES, INC	31872673	032336	660-6300-471.32-06	COPIER LEASE	178.45
					670-7000-473.32-06	COPIER LEASE	712.01
					705-4500-412.32-06	COPIER LEASE	524.76
					761-3100-480.32-06	COPIER LEASE	127.70
			31935964	032575	001-2200-421.32-06	LEASE PRINTER	362.99
190141	2/1/2024	CASC ENGINEERING AND CONSULTING INC	0050379	032079	100-4900-431.90-10	SAN G AVE & RLRD CROSSING	601.25
			0050445	030724	001-2800-441.33-42	FOCUS AMEND LAND USE	25.25
190142	2/1/2024	CDW GOVERNMENT, INC	NL48611	032268	001-1900-412.89-48	DELL MONITORS & STANDS	1,134.01
			NT81809	032268	001-1900-412.89-48	DELL DOCK WD198	300.42
			NW46911	032673	703-3700-480.30-17	ADOBE ACROBAT PRO LICENSE	11,920.00
			NW85868	032268	703-3700-480.30-17	ADOBE ACROBAT PRO LICENSE	149.00
190143	2/1/2024	CELL BUSINESS EQUIPMENT (CBE)	IN2701443	032335	001-4000-461.30-06	COPIER MAINTENANCE	216.81
					660-6300-471.30-06	COPIER MAINTENANCE	23.23
					670-7000-473.30-06	COPIER MAINTENANCE	208.24
					705-4500-412.30-06	COPIER MAINTENANCE	535.61
					761-3100-480.30-06	COPIER MAINTENANCE	39.45
190144	2/1/2024	CICCS	DECEMBER 2023		001-0000-204.80-08	EYEMED VISION DECEMBER 2023	1,012.87
						EYEMED VISION DECEMBER 2023 ADJUSTMENT	34.76
190145	2/1/2024	CINTAS CORPORATION	4179918059	032318	670-7000-473.25-02	ELECTRIC UNIFORMS	316.82
			4181363592	032319	100-4900-431.25-02	UNIFORM SERVICES	86.73
					704-3200-412.25-02	UNIFORM SERVICES	4.38
			4181363733	032318	670-7000-473.25-02	UNIFORM CLEANING SERVICE	345.12
190146	2/1/2024	CITY OF BANNING (BNG)	FC A&E FEB24		001-2200-421.32-02	FC A&E HANGAR RENT FEBRUARY 2024	383.20
190147	2/1/2024	CLA-VAL	880045	032696	660-6300-471.45-08	COB BEAUMONT CONNECTION	13,763.11
190148	2/1/2024	CLIFTON, JAY	100209-5652 AC		675-7020-473.42-35	REBATE RES CENTRAL AC SPLIT SYSTEM	3,000.00
190149	2/1/2024	COLUMBARO, NOLA	TRUE UP FY23		670-7010-473.27-20	COMP SOLAR ELEC & NEM CR 53981-39580	29.84
190150	2/1/2024	CONSOLIDATED ELECTRICAL	0954-1027100	032190	704-3200-412.30-02	LIGHT BULBS	43.49
190151	2/1/2024	COUNSELING TEAM INTERNATIONAL, THE	89642		700-5040-480.23-07	PSYCH ASSESSMT SVC JANUARY 2024	700.00
190152	2/1/2024	CROSBY, JAMES E.	TRUE UP FY23		670-7010-473.27-20	COMP SOLAR ELEC & NEM CR 62315-842	90.14
190153	2/1/2024	CUSTOM TROPHIES & UNEEK AWARDS	004940	032182	001-1200-412.33-11	PARADE AWARDS	1,015.00
190154	2/1/2024	DAFT, BARBARA	TRUE UP FY23		670-7010-473.27-20	COMP SOLAR ELEC & NEM CR 41243-53666	38.91
190155	2/1/2024	DESAI, AJIT	TRUE UP FY23		670-7010-473.27-20	COMP SOLAR ELEC & NEM CR 94759-20150	100.98
190156	2/1/2024	DEWETT, TOM & LORAY	TRUE UP FY23		670-7010-473.27-20	COMP SOLAR ELEC & NEM CR 72211-52672	126.58
190157	2/1/2024	DFM ASSOCIATES	2024-EC		001-1400-412.23-02	CA ELECTIONS CODE LOOSE LEAF VERSION	76.13
190158	2/1/2024	DUDEK	202310209	031985	660-0000-232.00-00	WELL M12A DRILLING & EQUIP RETAINAGE	(3,674.50)
					660-6300-471.95-08	WELL M12A DRILLING & EQUIP	36,745.00
			202311258	031985	660-0000-232.00-00	WELL M12A DRILLING RETAINAGE	(1,122.52)
					660-6300-471.95-08	WELL M12A DRILLING	11,225.20
190159	2/1/2024	ECCLESTON, CHARLES	TRUE UP FY23		670-7010-473.27-20	COMP SOLAR ELEC & NEM CR 2661-2168	228.45
190160	2/1/2024	ENEH, OBIORA	TRUE UP FY23		670-7010-473.27-20	COMP SOLAR ELEC & NEM CR 93333-21562	168.96
190161	2/1/2024	EXECUTIVE FACILTIES SERVICES INC	30706	032334	704-3200-412.33-18	JANITORIAL SERVICES	15,187.69
190162	2/1/2024	FEDEX	8-320-14575	032467	001-1900-412.23-04	EXPRESS SHIPMENT-FIRST OV	79.09
			9-665-02230	032467	001-1900-412.23-42	LATE FEE	6.33
190163	2/1/2024	FIKSE, LEON & HARRIET	TRUE UP FY23		670-7010-473.27-20	COMP SOLAR ELEC & NEM CR 87377-51944	47.76
190164	2/1/2024	FISHER, SHARON	TRUE UP FY23		670-7010-473.27-20	COMP SOLAR ELEC & NEM CR 13595-9952	223.15
190165	2/1/2024	FRONTIER COMMUNICATIONS	2131817186JAN24		703-3700-480.30-17	213-181-7186 01/19/24-02/18/24	468.88
			9511970620JAN24		001-2200-421.26-05	951-197-0620 12/27/23-01/26/24	231.59
			9518491595JAN24		001-2200-421.26-05	951-849-1595 01/13/24-02/12/24	114.17
			9518496778JAN24		001-2200-421.26-05	951-849-6778 01/01/24-01/31/24	60.99
			9519220196JAN24		001-2200-421.26-05	951-922-0196 01/16/24-02/15/24	1,195.86
190166	2/1/2024	FRUGIUELE, EDWARD & LESLIE	TRUE UP FY23		670-7010-473.27-20	COMP SOLAR ELEC & NEM CR 41095-22150	228.66
190167	2/1/2024	GALLS, LLC	026330718	032534	810-9700-490.90-59	VEST AVILA OPP VILLAGE	886.94
			026330742	032534	810-9700-490.90-59	VEST-FORD OPP VILLAGE	886.94
190168	2/1/2024	GARDA CL WEST INC	20589498	031919	761-3100-480.23-43	EXCESS ITEMS DEC 23	67.13
190169	2/1/2024	GAS COMPANY, THE	03292684002JA24		001-4000-461.26-06	COMM CENTER 12/14/23-1/16/24	131.24
			03442480665JA24		704-3200-412.26-06	2041 W NICOLET 12/11/23-1/11/24	32.97
			05192710001JA24		001-3600-461.26-06	PARKS & REC 12/14/23-1/16/24	25.11
			07702683751JA24		001-2200-421.26-06	125 E RAMSEY 12/14/23-1/16/24	1,273.47

City of Banning
Warrant List Detail February 2024

Warrant Number	Warrant Date	Vendor Name	Invoice Number	P.O. Number	Account Number	Payment Description	Warrant Amount
190169	2/1/2024	GAS COMPANY, THE	09142474007JA24		001-4050-461.26-06	SENIOR CENTER 12/14/23-1/16/24	510.52
			16108344439JA24		001-4010-461.26-06	AQUATICS 12/14/23-1/16/24	71.09
			19499362408JA24		100-4900-431.26-06	176 E LINCOLN 12/21/23-1/23/24	195.94
					660-6300-471.26-06	176 E LINCOLN 12/21/23-1/23/24	437.11
					670-7000-473.26-06	176 E LINCOLN 12/21/23-1/23/24	437.11
					702-3800-480.26-06	176 E LINCOLN 12/21/23-1/23/24	437.11
190170	2/1/2024	GEELAN, CHRIS	TRUE UP FY23		670-7010-473.27-20	COMP SOLAR ELEC & NEM CR 6857-5066	215.83
190171	2/1/2024	GHJ ADVISORS	84077	032495	700-5300-480.33-04	FORENSIC INVEST-ELEC UTIL	21,202.50
190172	2/1/2024	GLICKMAN, SANDRA	TRUE UP FY23		670-7010-473.27-20	COMP SOLAR ELEC & NEM CR 82413-50038	156.04
190173	2/1/2024	GONZALEZ, OSCAR & MARIA	TRUE UP FY23		670-7010-473.27-20	COMP SOLAR ELEC & NEM CR 87039-2876	256.78
190174	2/1/2024	GOVERNMENTJOBS.COM, INC	INV-38275	032082	705-4500-412.33-11	3 MONTH CREDIT APPLIED	(16,317.83)
						PAYROLL	55,783.00
190175	2/1/2024	GRANITE, HARRIET	TRUE UP FY23		670-7010-473.27-20	COMP SOLAR ELEC & NEM CR 61567-22120	202.66
190176	2/1/2024	HAGEN, JOHN	TRUE UP FY23		670-7010-473.27-20	COMP SOLAR ELEC & NEM CR 92761-53212	242.70
190177	2/1/2024	HARPER, KRIS	EYEWEAR FY24		670-7000-473.25-10	EYEWEAR REIMB FY24 UTILITY UNIT MOU	250.00
190178	2/1/2024	HASENPFLUG, RICK	TRUE UP FY23		670-7010-473.27-20	COMP SOLAR ELEC & NEM CR 47701-49420	230.45
190179	2/1/2024	HDL COREN & CONE	SIN032779	032707	001-1900-412.33-11	CONTRACT SVC PROP TAX	3,750.00
			SIN035232	032707	001-1900-412.33-11	CONTRACT SVC PROP TAX	3,750.00
190180	2/1/2024	HOME DEPOT #8987	0012196	032314	670-7000-473.45-05	CONCRETE & PRIMER	74.79
			3015092	032194	704-3200-412.30-02	TOOLS/SUPPLIES	163.89
			4023876	032194	704-3200-412.30-02	METAL SURGE	48.25
			5014906	032194	704-3200-412.36-00	TOOLS/SUPPLIES	76.73
			9510840	032314	670-7000-473.45-16	XMAS TREE LIGHTS	583.62
			9612530	032314	675-7020-473.41-46	LIGHT UP YOUR HOLIDAYS LI	145.85
190181	2/1/2024	HUERTA, JAVIER	TRUE UP FY23		670-7010-473.27-20	COMP SOLAR ELEC & NEM CR 48797-18198	2.09
190182	2/1/2024	IMPERIAL SUPPLIES, LLC	I0018M7743C	032315	702-3800-480.38-52	CORRECTION-PARTS	239.23
			I0018N3154C	032315	702-3800-480.38-52	CORRECTION-SCREWS	151.53
			I0018O2315	032315	702-3800-480.38-52	CORRECTION-LUBRICANT	165.50
190183	2/1/2024	IRON MOUNTAIN INFORMATION MGMT, LLC	JDLD110	032393	670-7000-473.33-11	SHREDDING SERVICES	142.89
190184	2/1/2024	JAVOR, GEORG & SHIRLEY	TRUE UP FY23		670-7010-473.27-20	COMP SOLAR ELEC & NEM CR 83969-17484	36.49
190185	2/1/2024	JEWS, NICOLE	MEALS 2/6-9		001-1300-412.23-05	PUB SECTOR EMPL LAW CONF MEALS 2/6-9 JEWS	223.00
190186	2/1/2024	JOE A GONSALVES & SON	161315	032066	001-1000-411.33-11	STATE LOBBYING SVCS	1,400.00
					660-6300-471.33-11	STATE LOBBYING SVCS	1,400.00
					670-7000-473.33-11	STATE LOBBYING SVCS	350.00
					680-8000-454.33-11	STATE LOBBYING SVCS	350.00
190187	2/1/2024	KELLEY, DAVID	54315-51540 AC		675-7020-473.42-35	REBATE RES CENTRAL AC SPLIT SYSTEM	2,400.00
190188	2/1/2024	KOBES, JOHN & ROSEMARIE	TRUE UP FY23		670-7010-473.27-20	COMP SOLAR ELEC & NEM CR 57457-5454	48.20
190189	2/1/2024	LIEBERT CASSIDY WHITMORE	252163		700-5300-480.33-04	HEALTH REOPENER NEGOTIA #BA060-00053	2,479.50
			252182		700-5300-480.33-04	ERMA COMPLAINT #BA060-00051	292.50
			252192		700-5300-480.33-04	ERMA COMPLAINT # BA060-00050	978.00
			252203		700-5300-480.33-04	NEGOTIATIONS 2022 # BA060-00049	261.00
			252248		700-5300-480.33-04	WRIT OF MANDATE # BA060-00045	174.00
			254303		700-5300-480.33-04	WRIT OF MANDATE # BA060-00045	682.00
			254346		700-5300-480.33-04	NEGOTIATIONS 2022 # BA060-00049	3,697.50
			254359		700-5300-480.33-04	ERMA COMPLAINT # BA060-00050	1,795.50
			254379		700-5300-480.33-04	HEALTH REOPENER NEG # BA060-00053	4,962.00
			256135		700-5300-480.33-04	ERMA # BA060-00050	390.00
			256337		700-5300-480.33-04	WRIT OF MANDATE # BA060-00045	88.50
			256481		700-5300-480.33-04	ERMA # BA060-00051	2,274.00
			256689		700-5300-480.33-04	GENERAL # BA060-00001	4,193.00
			257320		700-5300-480.33-04	HEALTH REOPENER NEG # BA060-00053	2,943.00
190190	2/1/2024	LINCOLN FINANCIAL GROUP	DECEMBER 2023		001-0000-204.14-00	LINCOLN LTD DECEMBER 2023	3,225.54
						LINCOLN STD DECEMBER 2023	4,433.42
					001-0000-204.30-00	CUR PER ADJ - GROUP LIFE DECEMBER 2023	54.60
						CUR PER ADJ-VOL LIFE BUY DECEMBER 2023	359.50
						LINCOLN GROUP LIFE DECEMBER 2023	2,316.99
						LINCOLN VOL LIFE BUY UP DECEMBER 2023	1,351.59
190191	2/1/2024	LOZANO SMITH LLP	2208478		700-5300-480.33-04	LEGAL SVC #000123	9,490.05

City of Banning
Warrant List Detail February 2024

Warrant Number	Warrant Date	Vendor Name	Invoice Number	P.O. Number	Account Number	Payment Description	Warrant Amount
190191	2/1/2024	LOZANO SMITH LLP	2208481		700-5300-480.33-04	LEGAL SVC #000127	4,657.50
			2208487		700-5300-480.33-04	LEGAL SVC #000135	13,876.75
190192	2/1/2024	MARTIN, REGINA	TRUE UP FY23		670-7010-473.27-20	COMP SOLAR ELEC & NEM CR 57087-2924	170.60
190193	2/1/2024	MCNEESE-SMITH, BILL	TRUE UP FY23		670-7010-473.27-20	COMP SOLAR ELEC & NEM CR 38143-23046	84.46
190194	2/1/2024	MENDOZA, JUAN	TRUE UP FY23		670-7010-473.27-20	COMP SOLAR ELEC & NEM CR 89213-7544	280.44
190195	2/1/2024	MILLER, LARRY & BARBARA	TRUE UP FY23		670-7010-473.27-20	COMP SOLAR ELEC & NEM CR 37835-18168	78.69
190196	2/1/2024	MOBILE TURTLE FLEET & AUTO DETAIL	1903	032503	610-5800-434.33-11	ER BOD FLUID CLEAN UP 242	350.00
190197	2/1/2024	MOODY, TERRY & SANDRA	TRUE UP FY23		670-7010-473.27-20	COMP SOLAR ELEC & NEM CR 56039-51904	158.18
190198	2/1/2024	MYERS & SONS HI-WAY SAFETY INC.	151804	032196	100-4900-431.89-54	STREET SIGNS/SUPPLIES	1,693.44
			152473	032196	100-4900-431.89-54	STREET SIGNS/REPAIRS	128.29
190199	2/1/2024	NETHERTON, CAROL & MORRIS	TRUE UP FY23		670-7010-473.27-20	COMP SOLAR ELEC & NEM CR 52745-50766	159.38
190200	2/1/2024	NICE, JAMES	TRUE UP FY23		670-7010-473.27-20	COMP SOLAR ELEC & NEM CR 13119-9612	201.89
190201	2/1/2024	OBRY, DAVID & PAMELA	TRUE UP FY23		670-7010-473.27-20	COMP SOLAR ELEC & NEM CR 89497-4576	194.12
190202	2/1/2024	ORAVECZ, DELORAS	TRUE UP FY23		670-7010-473.27-20	COMP SOLAR ELEC & NEM CR 49611-15134	39.16
190203	2/1/2024	ORTEGA, SALVADOR	TRUE UP FY23		670-7010-473.27-20	COMP SOLAR ELEC & NEM CR 26439-19738	164.17
190204	2/1/2024	PAGLIA, JOAN	TRUE UP FY23		670-7010-473.27-20	COMP SOLAR ELEC & NEM CR 31363-52104	107.61
190205	2/1/2024	PARLET'S JEWELRY & LOAN	TRUE UP FY23		670-7010-473.27-20	COMP SOLAR ELEC & NEM CR 8321-6144	191.52
190207	2/1/2024	PRATT, FRANCIS & JUDITH	TRUE UP FY23		670-7010-473.27-20	COMP SOLAR ELEC & NEM CR 55697-51850	203.97
190208	2/1/2024	PRE-PAID LEGAL SERVICES, INC	DECEMBER 2023		001-0000-204.80-07	PREPAID LEGAL PREMIUMS	319.92
190209	2/1/2024	QT POD	1309-SP2023	032698	600-5100-435.30-17	BASE ACCESS PLAN	945.00
190210	2/1/2024	RIVERSIDE COUNTY SHERIFF-PSEC	PE0000001465		001-2200-421.26-07	CNTY RIV PUBLIC SAFETY EC DECEMBER 2023	4,865.29
190211	2/1/2024	ROCKWELL, AMBER	EYEWEAR FY24		670-7000-473.25-10	EYEWEAR REIMB FY24 TEAMSTERS UNIT MOU	300.00
190212	2/1/2024	ROOT, GARY & JUDITH	TRUE UP FY23		670-7010-473.27-20	COMP SOLAR ELEC & NEM CR 49561-50668	122.95
190213	2/1/2024	RUFFIN, STEPHEN	TRUE UP FY23		670-7010-473.27-20	COMP SOLAR ELEC & NEM CR 56151-50502	234.59
190214	2/1/2024	SC FUELS	2551251-IN	032504	702-3800-480.38-52	ZEREX, DRUM DEPOSIT	577.00
			549244C-CM	032504	702-3800-480.38-52	DRUM CREDIT	(15.00)
190215	2/1/2024	SGP DESIGN AND PRINT	13015	032379	610-5800-434.23-02	DVR'S	134.69
190216	2/1/2024	SHRED-IT USA, LLC	8005893051	032593	705-4500-412.33-11	PAPER SHREDDING SVC	156.56
190217	2/1/2024	SIBOLE, KOLEEN	TRUE UP FY23		670-7010-473.27-20	COMP SOLAR ELEC & NEM CR 13001-50526	172.23
190218	2/1/2024	SOCAL PROPANE LLC	LATE FEE 1/26		001-2310-424.23-42	LATE FEE 032683	35.00
			LATE FEE 1/6		001-2310-424.23-42	LATE FEE 032683	35.00
190219	2/1/2024	SOFTWARE ONE, INC	US-PSI-1386336	032564	703-3700-480.30-17	BACKUP SIMPLE STANDARD	870.00
190220	2/1/2024	SOUTHERN CALIFORNIA EDISON	181920312JAN24		660-6300-471.23-42	WELL 11 LATE FEE	0.93
					660-6300-471.26-04	WELL 11 12/12/23-1/10/24	80.78
			183084312JAN24		660-6300-471.26-04	WELL 12 12/12/23-1/10/24	78.52
			360580366JAN24		660-6300-471.23-42	DEL RITA BOOSTER LATE FEE	0.44
					660-6300-471.26-04	DEL RITA BOOSTER 12/12/23-1/10/24	77.50
190221	2/1/2024	STAPLES BUSINESS ADVANTAGE	3554084646		761-3110-480.36-00	MTR OFFICE SUPPLIES PO 32284	161.61
			3556532852	032340	670-7000-473.36-00	OFFICE SUPPLIES	43.20
			3556532853	032342	001-2200-421.36-00	PD SUPPLIES	33.17
			3556532854	032342	001-2200-421.36-00	PD SUPPLIES	235.91
			3556532855	032284	761-3100-480.36-00	UB OFFICE SUPPLIES	88.80
			3556715105	032186	001-1200-412.36-00	962XL TONER	140.45
			3556715106	031608	610-5800-434.36-00	DRY ERASE FINE 8PK	3.01
			3556715107	032198	001-3000-442.36-00	OFFICE SUPPLIES	61.59
			3556783828	031608	610-5800-434.36-00	OFFICE SUPPLIES	43.43
			3556783829	032342	001-2200-421.36-00	SUPPLIES PD	302.62
			3556988765	032186	001-1000-411.36-07	COFFEE CUPS, COCA COLA	40.21
					705-4500-412.36-00	COFFEE CUPS, COCA COLA	86.96
			3556988767	032186	001-1200-412.36-00	962XL TONER CANCELLED	(140.45)
			3557090957	032198	001-3000-442.36-00	PLANNER	26.50
190222	2/1/2024	STC TRAFFIC INC	6717	032104	101-4900-431.93-16	DESIGN OF FLSHNG BEACONS	630.00
190223	2/1/2024	STONE, CHERYLL	TRUE UP FY23		670-7010-473.27-20	COMP SOLAR ELEC & NEM CR 89515-52108	109.99
190224	2/1/2024	STONE, DIANE	TRUE UP FY23		670-7010-473.27-20	COMP SOLAR ELEC & NEM CR 55591-51816	213.35
190225	2/1/2024	TATE, BOBBY	TRUE UP FY23		670-7010-473.27-20	COMP SOLAR ELEC & NEM CR 2585-2100	91.42
190226	2/1/2024	TEC EQUIPMENT, INC	1704255F	032260	702-3800-480.38-52	KIT, SPEED #343	337.08
190227	2/1/2024	THAVIXAY, JENNIFER	TRUE UP FY23		670-7010-473.27-20	COMP SOLAR ELEC & NEM CR 97149-12932	287.07
190228	2/1/2024	TIME WARNER CABLE	0332241122523		670-7000-473.26-07	FIBER OPTIC INTERNET 12/25/2023-1/24/2024	983.37

City of Banning
Warrant List Detail February 2024

Warrant Number	Warrant Date	Vendor Name	Invoice Number	P.O. Number	Account Number	Payment Description	Warrant Amount
190229	2/1/2024	TIME WARNER CABLE (086811201)	086811201010124		670-7000-473.26-09	BUSINESS TV-JAN 2024 ACCT# 086811201	95.01
190230	2/1/2024	ULTRA ENGINEERING CONTRACTORS, INC.	5469	032681	101-0000-232.00-00	PUBLIC WORKS RETAINAGE	(2,592.00)
					101-4900-431.93-16	PUBLIC WORKS	51,840.00
190231	2/1/2024	VIGILANT LLC	20972	032607	703-3700-480.33-11	MNDR: CITY HALL & PD	5,364.34
			20973	032607	703-3700-480.33-11	MEDR: CONTRACTED AMOUNT	2,835.60
190232	2/1/2024	VISION SECURITY SYSTEMS	20463	032632	430-2900-441.90-15	64 CUBICLE PROJECT	10,475.00
					703-3700-480.90-48	64 CUBICLE PROJECT	10,733.60
190233	2/1/2024	VORISEK, ADAM	TRUE UP FY23		670-7010-473.27-20	COMP SOLAR ELEC & NEM CR 95091-7104	229.12
190234	2/1/2024	WAGES, ROBERT & ANN	TRUE UP FY23		670-7010-473.27-20	COMP SOLAR ELEC & NEM CR 3115-1322	175.68
190235	2/1/2024	WALKER, LORRAINE	MEALS 2/6-9		001-1300-412.23-05	PUB SECTOR EMPL LAW CONF MEALS 2/6-9 L WALKER	223.00
190236	2/1/2024	WALLACE, COLLEEN	MILEAGE JAN24		001-1000-411.23-05	MEETINGS - MILEAGE JANUARY 2024	124.55
190237	2/1/2024	WEINBERG, MARK & JUDY	TRUE UP FY23		670-7010-473.27-20	COMP SOLAR ELEC & NEM CR 89553-52172	163.97
190238	2/1/2024	WESTRICK, FERNE	TRUE UP FY23		670-7010-473.27-20	COMP SOLAR ELEC & NEM CR 57797-8066	165.15
190239	2/1/2024	WESTRUX INTERNATIONAL INC	04P238893	032404	702-3800-480.38-52	SWITCH NEW PART RETURN	73.03
			04P239018	032404	702-3800-480.38-52	SWITCH PRESSURE #809	63.33
190240	2/1/2024	WILLDAN FINANCIAL SERVICES	010-57098	032638	689-8000-454.33-11	ARBRITAGE REBATE SVC	2,500.00
190241	2/1/2024	WILLIAMS, JOHN	TRUE UP FY23		670-7010-473.27-20	COMP SOLAR ELEC & NEM CR 96685-50088	296.74
190242	2/1/2024	WILLIAMS, JOHN	TRUE UP FY23		670-7010-473.27-20	COMP SOLAR ELEC & NEM CR 63635-24356	229.63
190243	2/1/2024	WOOD, RONALD & JUDY	TRUE UP FY23		670-7010-473.27-20	COMP SOLAR ELEC & NEM CR 63575-49834	146.35
190244	2/1/2024	XENIA PACIFIC, INC	6054	032245	704-3200-412.30-02	SCREEN TINT CM SUITE	156.24
			6083	032397	001-2740-442.36-04	CE UNIFORM D FRANCO	104.52
190245	2/1/2024	YORK, RICHARD	TRUE UP FY23		670-7010-473.27-20	COMP SOLAR ELEC & NEM CR 88325-52094	121.97
190246	2/8/2024	A-Z BUS SALES, INC. (COLTON)	INVCOL22474	032098	610-5850-434.90-51	ELEC DAR BUS	150,244.52
190247	2/8/2024	ALAMILLA, ALFONSO	000065921		001-0000-218.22-22	UB CR REFUND 000052258	16.06
190248	2/8/2024	ALL AMERICAN SEWER TOOLS	222958	032677	680-8000-454.45-16	INVENTORY	1,700.18
190249	2/8/2024	ALL STAR ELITE SPORTS	3973	032276	001-4000-461.36-09	JERSEYS FOR BASKETBALL	2,175.83
			4002	032276	001-4000-461.36-09	BASKETBALL JERSEYS	2,014.03
190250	2/8/2024	ALL STAR GLASS, INC.	733729	032543	702-3800-480.30-05	WINDSHIELD #40	1,010.18
			795047	032543	702-3800-480.30-05	WINDSHIELD #225	118.00
			880590	032543	702-3800-480.30-05	WINDSHIELD #41	461.06
190251	2/8/2024	ALLGOOD DRIVING SCHOOL, INC	JANUARY 2024		001-4000-461.23-15	DRIVING CLASS INSTRUCTION JANUARY 2024	81.90
190252	2/8/2024	ALVARADO, ILEANA & ANTHONY	000048783		001-0000-218.22-22	UB CR REFUND 000019768	57.97
190253	2/8/2024	AMAZON BUSINESS	13GL-1J7V-CW3M	032296	001-4000-461.36-09	BASKETBALL SCOREBOOK	137.20
			1FVH-DY3R-JVJK	032294	670-7000-473.30-02	WINDOW SHADE	65.01
			1PGM-LMTP-GKQD	032180	001-1400-412.36-00	CERTIFICATE FRAMES	47.37
			1PKJ-XM6R-CH1J	032300	761-3100-480.36-00	SELF INK STAMPS/STRGE CON	119.27
190254	2/8/2024	AMERICAN KEY SUPPLY	451244	032009	670-7000-473.45-16	ORDER #451244	7,697.87
190255	2/8/2024	AMERICAN RAMP COMPANY	8210	032140	001-3600-461.30-06	SKATEPARK ASSISTANCE	2,785.19
					001-3600-461.33-11	SKATEPARK ASSISTANCE	8,224.00
190256	2/8/2024	ARCE, PAUL	JANUARY 2024		001-4000-461.23-15	GUITAR INSTRUCTION JANUARY 2024	224.00
190257	2/8/2024	ARTISTIC MAINTENANCE, INC.	0192698-IN	030561	111-4900-432.23-29	LMD MAINTENANCE	4,092.00
			0193098-IN	030561	111-4900-432.23-29	LMD MAINTENANCE	4,092.00
190258	2/8/2024	ASBURY ENVIRONMENTAL SERVICES DBA	I500-01018647	032500	690-9600-453.45-15	POLLY DRUM GALLONS	424.54
190259	2/8/2024	ASSOCIATED BAG COMPANY	F322200	032459	670-7000-473.45-16	BLUE DISPOSABLE WIPES/TOW	1,793.30
190260	2/8/2024	ATWORK PERSONNEL SERVICES	262603		100-4900-431.23-27	TEMP PERSONNEL SERVICES JANUARY 2024	1,295.80
190261	2/8/2024	AUTOMATED GATE SERVICES, INC.	0012321	032353	704-3200-412.30-01	GATE REPAIR-CITY YARD	428.00
			0012929	032353	704-3200-412.30-01	GATE REPAIR-CITY YARD	420.00
			0018463	032353	704-3200-412.30-01	GATE REPAIR-AIRPORT	336.00
190262	2/8/2024	BANNING POLICE OFFICERS ASSOC.	JANUARY 2024		001-0000-204.50-00	POLICE OFFICER ASSOC DUES JANUARY 2024	2,710.30
190263	2/8/2024	BEAUMONT CHERRY VALLEY WATER	0005100		660-6300-471.27-14	COB SHARE WELLS 24 25 26 NOVEMBER 2023	1,237.37
			0005163		660-6300-471.27-14	COB SHARE WELLS 24 25 26 DECEMBER 2023	1,350.64
190264	2/8/2024	BEAUMONT DO IT BEST HOME CENTER	537951	032277	001-4000-461.30-02	PUTTY KNIFE AND SUPPLIES	90.46
			538230	032278	110-5500-461.90-37	PARK IMPROVEMENT	325.07
			538237	032277	001-4000-461.36-03	CLEANING CHEMICALS	46.36
			538437	032304	704-3200-412.30-02	TOOLS/SUPPLIES	26.38
			538463	032304	704-3200-412.30-02	TOOLS/SUPPLIES	10.32
			538585	032304	100-4900-431.36-00	TOOLS/SUPPLIES	34.02
			538639	032304	704-3200-412.36-00	TOOLS/SUPPLIES	45.13

City of Banning
Warrant List Detail February 2024

Warrant Number	Warrant Date	Vendor Name	Invoice Number	P.O. Number	Account Number	Payment Description	Warrant Amount
190264	2/8/2024	BEAUMONT DO IT BEST HOME CENTER	538697	032304	100-4900-431.36-00	TOOLS/SUPPLIES	46.32
			538707	032304	704-3200-412.30-02	TOOLS/SUPPLIES	17.84
			538734	032304	100-4900-431.36-00	TOOLS/SUPPLIES	68.13
			538831	032181	810-9700-490.90-59	125 PSI AIR COMPRESSOR	102.35
190265	2/8/2024	BENHAR, DIANA T	JANUARY 2024		001-4000-461.23-15	ZUMBA INSTRUCTION JANUARY 2024	262.50
190266	2/8/2024	BOQUETTE, JERRY	000037191		001-0000-218.22-22	UB CR REFUND 000022082	43.99
190267	2/8/2024	CALENDAR, MARILYN	000110561		001-0000-218.22-22	UB CR REFUND-FINALS 000016808	644.57
190268	2/8/2024	CALIFORNIA LAW ENFORCE ASSN	FEBRUARY 2024		001-0000-204.80-13	POLICE LTD PREMIUMS FEBRUARY 2024	992.00
190269	2/8/2024	CALIFORNIA LAW ENFORCEMENT ASSOC	CLEARS 1/24/24		001-2200-421.23-06	REGION III TRAINING ONLINE TRAINING-N.SORIANO	20.00
190270	2/8/2024	CALOLYMPIC GLOVE & SAFETY CO, INC	406029	032204	660-6300-471.45-16	SAFETY GLOVES	1,164.16
190271	2/8/2024	CAMBEROS, ANDREW & JOSE II	000092597		001-0000-218.22-22	UB CR REFUND 000012604	96.37
190272	2/8/2024	CAMPBELL, MARK	000068675		001-0000-218.22-22	UB CR REFUND 000007870	89.26
190273	2/8/2024	CELL BUSINESS EQUIP-LEASING	5028462803	032577	705-4500-412.33-11	FPI MAILING EQUIPMENT	439.04
190274	2/8/2024	CENTER ELECTRIC SERVICES, INC	10777	032422	660-6300-471.45-06	COB/WILSON LIFT STATION	2,361.73
			10778	032422	660-6300-471.45-06	COB/HARDGRAVE	2,727.20
190275	2/8/2024	CINTAS CORPORATION	4173464840	032321	001-4000-461.36-03	CLEANING CHEMICALS	157.51
			4178437239	032320	001-3600-461.25-02	PARKS UNIFORMS	49.54
			4179205180	032321	001-4000-461.36-03	CHEMICALS FOR CLEANING	157.51
			4179917818	032320	001-3600-461.25-02	PARKS UNIFORMS	49.54
			4180625870	032320	001-3600-461.25-02	UNIFORMS	49.54
			4181363552	032431	702-3800-480.25-02	FLEET UNIFORMS	71.88
			4181363606	032432	610-5800-434.25-02	TRANSIT UNIFORMS	110.79
					610-5850-434.25-02	TRANSIT UNIFORMS	3.37
			4181363660	032322	660-6300-471.25-02	UNIFORMS	205.12
					680-8000-454.25-02	UNIFORMS	57.50
			4182053917	032319	100-4900-431.25-02	UNIFORM SERVICES	86.73
					704-3200-412.25-02	UNIFORM SERVICES	4.38
			4182053933	032431	702-3800-480.25-02	FLEET UNIFORMS	71.88
190276	2/8/2024	CITY OF BANNING UTILITIES	10194557468JA24		810-9700-490.90-59	BRYANT HOMELESS SHELTER OPP VIL UTILITIES-ELEC	309.43
			10194557548JA24		810-9700-490.90-59	BRYANT HOMELESS SHELTER OPP VIL UTILITIES-WATER	472.72
190277	2/8/2024	CONSOLIDATED ELECTRICAL	0954-1024668	032190	704-3200-412.30-02	LIGHT BULBS	161.63
			0954-1024703	032190	704-3200-412.30-02	LIGHT BULBS	207.42
190278	2/8/2024	CORE & MAIN, LP	U055118		660-0000-131.00-00	INVENTORY PO NUM 032355	29.21
			U119557		660-0000-131.00-00	INVENTORY PO NUM 032355	2,060.84
190279	2/8/2024	CUEVAS &, ANGELINA	000110337		001-0000-218.22-22	UB CR REFUND-FINALS 000001496	149.76
190280	2/8/2024	CYBERTIME NETWORK COMMUNICATIONS	1522-240302	032558	703-3700-480.30-19	INTERNET CIRCUIT CITY HAL	699.00
190281	2/8/2024	DOBBINS, DEANN LOUISE	JANUARY 2024		001-4000-461.23-15	SPECIAL NEEDS CLASS JANUARY 2024	28.00
190282	2/8/2024	ECHEVARRIA &, OSCAR	000063331		001-0000-218.22-22	UB CR REFUND 000052244	93.59
190283	2/8/2024	ELECTROMARK COMPANY	9354260333	032311	670-7000-473.45-16	TRANSFORMER WARNING LABEL	4,585.87
190284	2/8/2024	ENTERPRISE FM TRUST	FBN4949702		001-2200-421.32-06	PD #40 JAN 2024	370.02
					001-2300-424.32-06	ANIMAL CONTROL #80 JAN 2024	927.47
					001-2400-422.32-06	FIRE #110 JAN 2024	442.06
					001-2740-442.32-06	CODE ENF #437 438 JAN 2024	1,029.39
					001-3000-442.32-06	ENGINEERING #1201 JAN 2024	772.76
					001-3600-461.32-06	PARKS #702 703 704 JAN 2024	1,545.15
					100-4900-431.32-06	STREETS #600 626 627 628 JAN 2024	2,334.12
						STREETS #624 625 JAN 2024	1,274.31
					660-6300-471.32-06	WATER #802 804 JAN 2024	1,506.94
						WATER #817 830 831 833 #838 839 840 841 908	6,270.64
					670-7000-473.32-06	ELEC 302 310 314 317 318 JAN 2024	3,495.95
					702-3800-480.32-06	FLEET #1001 JAN 2024	3.45
						FLEET #205 JAN 2024	275.79
						TAX GAIN ON PRIOR #205 JAN 2024	413.63
					761-3110-480.32-06	METER #505 JAN 2024	441.65
190285	2/8/2024	ENTERPRISE RENT-A-CAR	35089703		001-1000-411.23-05	CAR RENTAL C WALLACE 1/23/24-1/27/24	276.60
190286	2/8/2024	EXPERT REAL ESTATE & INVESTMEN	000096231		001-0000-218.22-22	UB CR REFUND 000022520	96.43
190287	2/8/2024	FATTAL, ERAN	000092633		001-0000-218.22-22	UB CR REFUND-FINALS 000009696	12.31
190288	2/8/2024	FLUID COMPONENTS INTERNATIONAL LLC	1156915	032621	680-8000-454.30-04	REPAIR MASS FLOW METER	2,603.09

City of Banning
Warrant List Detail February 2024

Warrant Number	Warrant Date	Vendor Name	Invoice Number	P.O. Number	Account Number	Payment Description	Warrant Amount
190289	2/8/2024	FLYNN, SHERI	MILEAGE DEC23		001-1000-411.23-05	MILEAGE FOR DE23 MEETINGS	98.77
190290	2/8/2024	FRONTIER COMMUNICATIONS	9518493260FEB24		705-4500-412.26-05	951-849-3260 1/28/24-2/27/24	325.58
190291	2/8/2024	GALLEGOS, ELIZABETH & RICHARD	000062929		001-0000-218.22-22	UB CR REFUND 000007510	23.43
190292	2/8/2024	GALLS, LLC	026808946	032534	810-9700-490.90-59	OPV SAFETY VEST	855.82
			BC1976483	032388	001-2740-442.36-04	CLOTHING AND GEAR FOR CE	969.88
190293	2/8/2024	GAS COMPANY, THE	13392459007JA24		600-5100-435.26-06	408 S HATHAWAY ACCT 133 924 5900 7	177.32
190294	2/8/2024	GLOVER, KEVIN M TTEE	000094465		001-0000-218.22-22	UB CR REFUND 000012156	16.97
190295	2/8/2024	GRAYMAR ENVIRONMENTAL SERVICES INC	092723SCA-BAN	032605	673-7000-473.96-12	ALOLA SUBSTATION FIRE REMEDIATION	377,406.57
190296	2/8/2024	HASKELL REAL ESTATE	000003181		001-0000-218.22-22	UB CR REFUND 000020240	57.07
190297	2/8/2024	HASKELL REAL ESTATE INC	312 N 4TH ST		810-9700-490.90-60	ERF GRANT REHOUSING 312 N 4TH UNIT C BANNING	31,500.00
190298	2/8/2024	HAZEN AND SAWYER	20062-001-44		661-6300-471.90-78	DRILL CONS DEV TEST OF C8 029243	3,164.40
					661-6300-471.95-08	DRILL CONS DEV TEST OF C8 029243	7,380.10
190299	2/8/2024	HEIDT, ANGELO	TRAVEL 1/21-24		001-1910-412.23-05	CAPPO CONFERNCE 2024 HEIDT 1/21-24	127.45
190300	2/8/2024	HERNANDEZ, CARLA	JANUARY 2024		001-4000-461.23-15	KARATE INSTRUCTION JANUARY 2024	1,260.00
190301	2/8/2024	HIBBS, JEFF	000047339		001-0000-218.22-22	UB CR REFUND-FINALS 000013862	34.70
190302	2/8/2024	HOME DEPOT #8987	1610090	032314	670-7000-473.41-29	SAFETY GLASSES & LIGHTS	593.92
			4010415	032194	704-3200-412.36-00	TOWER LIGHT	192.87
			6374611	032194	704-3200-412.36-00	TOOLS/SUPPLIES	210.81
			7010130	032194	704-3200-412.30-02	SEALANT	109.65
			8010041	032194	704-3200-412.30-02	WALLPLT	2.52
			8374603	032194	704-3200-412.30-02	TOOLS/SUPPLIES	44.76
190303	2/8/2024	HOUGLAND, RICHARD	000102079		001-0000-218.22-22	UB CR REFUND 000024364	147.77
190304	2/8/2024	HUERTA JR., GILBERT	JANUARY 2024		001-4000-461.23-15	KUNG-FU TAI CHI JANUARY 2024	490.00
190305	2/8/2024	I.B.E.W. LOCAL 47	JANUARY 2024		001-0000-204.53-00	GEN/UTILITY UNION DUES JANUARY 2024	10,751.42
190306	2/8/2024	I.B.E.W. LOCAL 47 (PAC)	JANUARY 2024		001-0000-204.80-01	PAC DUES JANUARY 2024	40.00
190307	2/8/2024	IBEW LOCAL 47 RETIREE MEDICAL TRUST	20240209		001-0000-204.80-10	PAYROLL SUMMARY	3,069.74
190308	2/8/2024	INTEGRITY TILE	000055465		001-0000-218.22-22	UB CR REFUND 000008916	32.27
190309	2/8/2024	JACKSON, JENNIFER	REIMB 11/27/23		001-1200-412.23-06	LOCC WEBINAR JACKSON 11/27/23	25.00
190310	2/8/2024	JAUREGUI, ROBERTO	MEALS 2/20-22		001-2200-421.23-06	IA INVESTIGATIONS MEALS 2/20-22 JAUREGUI	42.50
190311	2/8/2024	JERMEAY, JODY	000049305		001-0000-218.22-22	UB CR REFUND 000001872	895.52
190312	2/8/2024	JEWS, NICOLE	MEALS 2/20-23		001-1300-412.23-05	2024 PARMA CONF MEALS 2/20-23 N JEWS	141.25
190313	2/8/2024	JOHNSON, WILLIAM	JANUARY 2024		001-4000-461.23-15	BASKETBALL INST JANUARY 2024	455.00
190314	2/8/2024	KIMLEY-HORN AND ASSOCIATES, INC	26367829	032455	001-3000-442.33-11	I-10 TRUCK SCALES RELOCAT	7,025.00
190315	2/8/2024	KOLLER, MARIE	JANUARY 2024		001-4000-461.23-15	DRAMA INSTRUCTION JANUARY 2024	25.20
190316	2/8/2024	L O LYNCH, INC	000065895		001-0000-218.22-22	UB CR REFUND-FINALS 000055422	347.46
190317	2/8/2024	LAMPLIGHTER APTS	000019129		001-0000-218.22-22	UB CR REFUND 000014036	11.83
						UB CR REFUND 000014090	75.08
190318	2/8/2024	MARIPOSA LANDSCAPES, INC	106110	032405	660-6300-471.45-07	BRINTON & SUNSET- JAN	1,908.11
190319	2/8/2024	MASON, BARBARA	TRAVEL 1/21-24		001-1910-412.23-05	CAPPO CONFERNCE 2024 MASON 1/21-24	96.50
190320	2/8/2024	MCCOY-TORRES, LYNETTE	JANUARY 2024		001-4000-461.23-15	STRETCH STRENGTH JANUARY 2024	27.30
190321	2/8/2024	MENDOZA, CINDY & TONY	000059471		001-0000-218.22-22	UB CR REFUND 000015838	103.46
190322	2/8/2024	MORGAN, DEIDRA J	JANUARY 2024		001-4000-461.23-15	TOT TIME INSTRUCTION JANUARY 2024	168.00
190323	2/8/2024	MUNOZ, MARIBEL	TRAVEL 1/21-24		001-1910-412.23-05	CAPPO CONFERNCE 2024 M.MUNOZ 1/21-24	127.45
190324	2/8/2024	NEW IMAGE AUTO BODY	4678	032703	702-3800-480.30-05	REPAIRS #32/AUCTIONED	1,987.67
190325	2/8/2024	N2W ENGINEERING, INC	0382	032037	680-8000-454.90-10	WWTP	36,147.01
190326	2/8/2024	O'REILLY AUTO PARTS	6117-184463	032350	702-3800-480.38-52	PARTS #503	114.84
190327	2/8/2024	OPENDOOR LABS INC	000098517		001-0000-218.22-22	UB CR REFUND 000023466	84.90
						UB CR REFUND-FINALS 000020642	92.96
190328	2/8/2024	ORTEGA, DANIEL	000034675		001-0000-218.22-22	UB CR REFUND 000003022	125.00
190329	2/8/2024	PARKHOUSE TIRE, INC.	2010885743	032427	702-3800-480.38-52	TIRES #704	595.88
190330	2/8/2024	PARS	20240209		001-0000-204.25-00	PAYROLL SUMMARY	273.94
190331	2/8/2024	PARTS AUTHORITY	062-851849	032423	702-3800-480.38-52	DISC BRAKE ROTT #13	144.69
			062-880035	032423	702-3800-480.38-52	HOSE CLAMPS SUPPLIE	46.22
			062-884705	032423	702-3800-480.38-52	HOSE CLAMP SUPPLIES	35.45
			062-889715	032423	702-3800-480.38-52	HOSE CLAMP #244	20.53
			064-514124	032423	702-3800-480.38-52	STARTER #809	280.59
			065-583245	032423	702-3800-480.38-52	HOSE CLAMP	23.27
			065-590472	032423	702-3800-480.38-52	HOSE CLAMP #244	12.32

Warrant Number	Warrant Date	Vendor Name	Invoice Number	P.O. Number	Account Number	Payment Description	Warrant Amount
190331	2/8/2024	PARTS AUTHORITY	065-590568	032423	702-3800-480.38-52	HOSE CLAMP #244	4.11
			091-058037	032423	702-3800-480.38-52	BTTY CORE CREDIT	(23.71)
			091-058071	032423	702-3800-480.38-52	CORRECTION	(2,261.13)
			091-321108	032423	702-3800-480.38-52	OIL CONTAINERS	2,261.13
			091-321975	032423	702-3800-480.38-52	SUPPLIES	19.80
			091-322428	032423	702-3800-480.38-52	OIL FILTER #49	6.65
			091-322482	032423	702-3800-480.38-52	31-KWICK CONNECT	38.28
			091-322485	032423	702-3800-480.38-52	WIPER BLADES STOCK	85.20
			091-322507	032423	702-3800-480.38-52	WASH RES CAP	2.54
			091-322520	032423	702-3800-480.38-52	REAR BLADE	7.31
			101-375841	032423	702-3800-480.38-52	HOSE CLAMP	38.04
190332	2/8/2024	PETTY CASH CUSTODIAN-COMM SVCS	3442		001-4000-461.36-00	RITE AID 9/6/2023 LABELS FOSTER	4.30
190333	2/8/2024	PETTY CASH CUSTODIAN-SR CENTER	3550		001-4050-461.36-65	WALMART 7/16/2023 SENIOR CENTER SANDOVAL	16.24
			3551		201-4050-446.36-00	CARDENAS 11/1/2023 HAPPINESS CAMP SANDOVAL	35.95
			3552		001-4050-461.36-00	HOBBY LOBBY 11/13/2023 DISPLAY BOARD SANDOVAL	24.74
190334	2/8/2024	PRESS-ENTERPRISE, THE	0011645067	032597	705-4500-412.33-11	RFP 23-049 GRANT WRITING	252.35
			0011646613	032597	001-2800-441.23-01	RFP 23-047 WEED ABATEMENT	115.58
190335	2/8/2024	PULVER, JODEANE V	JANUARY 2024		001-4000-461.23-15	YOGA INSTRUCTION JANUARY 2024	227.50
190336	2/8/2024	REAL ESTATE SPM, LLC	000110151		001-0000-218.22-22	UB CR REFUND-FINALS 000008640	172.42
190337	2/8/2024	RECORD GAZETTE, THE	00199946	032184	001-2800-441.23-01	ORD 1599 PREADOPTION SUMM	180.55
			00200019	032184	001-2800-441.23-01	ORD 1600 PHN PREADOPTION	929.22
190338	2/8/2024	RELLIM, INC	000077487		001-0000-218.22-22	UB CR REFUND 000023412	95.59
190339	2/8/2024	RIVEST, LINDA	000108031		001-0000-218.22-22	UB CR REFUND 000002170	359.01
190340	2/8/2024	RODRIGUEZ &, DAVID	000107491		001-0000-218.22-22	UB CR REFUND-FINALS 000015492	80.37
190341	2/8/2024	ROWLAND, JORDAN	TRAVEL 1/21-24		001-1910-412.23-05	CAPPO CONFERNCE 2024 ROWLAND 1/21-24	127.45
190342	2/8/2024	ROYAL WHOLESALE ELECTRIC	6441-1108536	032356	660-6300-471.45-06	VARIOUS SUPPLIES	1,571.38
			6441-1112182	032356	660-6300-471.45-06	VARIOUS ITEMS	4,109.18
190343	2/8/2024	RSBHFA	000066833		001-0000-218.22-22	UB CR REFUND 000006446	42.63
190344	2/8/2024	SAN BERNARDINO PUBLIC EMPLOYEES	JANUARY 2024		001-0000-204.51-00	TEAMSTER DUES JANUARY 2024	2,567.78
190345	2/8/2024	SATELLITE PHONE STORE	9408-1045470	032428	703-3700-480.30-19	IRIDIUM MONTHLY EMERGENCY	307.95
190346	2/8/2024	SC FUELS	IN-0000404314		702-3800-480.36-11	CLR CARB ULS #2	3,711.37
						UNL ETH 10	25,299.57
190347	2/8/2024	SCA OF CA, LLC	157777PS	031802	100-4900-431.33-11	STREET SWEEPING SRVCS	10,080.00
190348	2/8/2024	SCCI, INC DBA	230546	032413	660-6300-471.23-06	SAFETY MEETING	250.00
			230836	032413	660-6300-471.23-06	SAFETY MEETING	250.00
190349	2/8/2024	SCPPA	0224	032639	675-7020-473.33-25	RICHARD HEATH ASSOCIATES	1,399.38
190350	2/8/2024	SGP DESIGN AND PRINT	13013	032213	670-7000-473.23-02	UTILITY METER REPORTS	457.94
			13017	032213	675-7020-473.23-02	PUBLIC BENEFITS MAILING E	191.80
190351	2/8/2024	SITEONE LANDSCAPE SUPPLY	137886898-001	032203	704-3200-412.30-01	TOOLS/SUPPLIES	451.19
190352	2/8/2024	SO CAL WEST COAST ELECTRIC, INC	45025	032606	132-0000-232.00-00	RMVL/INSTALL EV CHARGERS RETAINAGE	(743.85)
					132-4900-446.90-77	RMVL/INSTALL EV CHARGERS	14,877.00
190353	2/8/2024	SORIANO, RICHARD	MEALS 2/18-23		670-7000-473.23-05	MILSOFT TRAINING MEALS 2/18-23 SORIANO	379.50
190354	2/8/2024	STAPLES BUSINESS ADVANTAGE	3556715104	032186	001-1400-412.36-00	NEW DATE STAMP FOR CC	65.18
			3556783827	032186	001-1400-412.36-00	MISC SUPPLIES CC OFFICE	56.69
190355	2/8/2024	STEWARD, JABAR & KENYA	000076847		001-0000-218.22-22	UB CR REFUND 000016736	154.97
190356	2/8/2024	STEWART, ROBERT & DEBORAH	000109729		001-0000-218.22-22	UB CR REFUND-FINALS 000034850	14.28
190357	2/8/2024	SYSTEMS INTEGRATED	17278	032580	660-6300-471.95-27	INSTALL 2 KEYWEST RADIOS	6,950.00
			17279	032581	660-6300-471.95-27	INSTALL RADIO	7,517.00
190358	2/8/2024	THORN, STELLA	000060483		001-0000-218.22-22	UB CR REFUND 000052298	50.00
190359	2/8/2024	TIME WARNER/CHARTER	0051007012524		001-2060-446.26-09	CITY HALL ACCT 8448 41 081 0051007	146.95
190360	2/8/2024	TRENCH SHORING COMPANY	RI20357640	032226	660-6300-471.32-05	AIR BAG W/SLEEVE	1,200.00
190361	2/8/2024	TURBOSCAPE, INC	13872	032651	001-0000-232.00-00	PLAYGROUND CHIPS RETAINAGE	(315.00)
					001-3600-461.30-01	PLAYGROUND CHIPS	6,300.00
190362	2/8/2024	UNDERGROUND SERVICE ALERT	120240039		100-4900-431.30-13	69 NEW TICKETS FEBRUARY 2024	43.59
					660-6300-471.45-08	69 NEW TICKETS FEBRUARY 2024	43.58
					670-7000-473.45-05	69 NEW TICKETS FEBRUARY 2024	43.58
			23-2424144		100-4900-431.30-13	CA STATE FEE - REG COSTS FEBRUARY 2024	14.10
					660-6300-471.45-08	CA STATE FEE - REG COSTS FEBRUARY 2024	14.09

City of Banning
Warrant List Detail February 2024

Warrant Number	Warrant Date	Vendor Name	Invoice Number	P.O. Number	Account Number	Payment Description	Warrant Amount
190362	45330	UNDERGROUND SERVICE ALERT	23-2424144		670-7000-473.45-05	CA STATE FEE - REG COSTS FEBRUARY 2024	14.09
190363	2/8/2024	UTLEY, AMBER	MEALS 2/18-23		670-7000-473.23-05	MILSOFT TRAINING MEALS 2/18-23 UTLEY	379.50
190364	2/8/2024	WALKER &, ROSE	000072721		001-0000-218.22-22	UB CR REFUND 000002310	95.17
190365	2/8/2024	WESTERN WATER WORKS SUPPLY CO	1138781-01		660-0000-131.00-00	INVENTORY PO NUM 032418	65.51
190366	2/8/2024	WILBUR'S POWER EQUIPMENT	13270	032205	100-4900-431.30-06	CHAPS	90.49
190367	2/8/2024	ZENCITY TECHNOLOGIES US, INC	SI236000172	031311	001-1200-412.33-11	SOCIAL MEDIA METRICS	42,000.00
190368	2/15/2024	ALL STAR ELITE SPORTS	4023	032276	001-4000-461.36-09	BASKETBALL EXTRAS	51.52
190369	2/15/2024	AMAZON BUSINESS	161Q-6W6D-H7HP	032381	001-2800-441.36-00	OFFICE SUPPLIES	24.77
			19RK-QGPM-KC9C	032247	610-5800-434.90-15	FIXTURE DISPLAY	740.40
			1KT3-9XDN-6FHW	032299	705-4500-412.36-00	OFFICE SUPPLES - FEBRUARY	51.74
			1KT3-9XDN-GLVD	032294	670-7000-473.41-29	SAFETY GLASSES	34.43
			1WXN-4J3M-NYK3	032381	001-2800-441.36-00	OFFICE SUPPLIES	133.60
190370	2/15/2024	AMERICAN COUNCIL OF ENG COMPANIES	200011058	032690	001-2800-441.23-03	2024 PLANNING BOOKS	399.13
190371	2/15/2024	ARAMARK UNIFORM & CAREER APPAREL	5880517143	032351	761-3110-480.25-02	FSR UNIFORMS 1/26/24	83.16
			5880523185	032351	761-3110-480.25-02	FSR UNIFORMS 2/2/24	83.16
190372	2/15/2024	AURIGA CORPORATION	8123	031498	673-7000-473.96-47	TASK 2- ELECTRICAL DESIGN	3,450.00
190373	2/15/2024	BABCOCK LABORATORIES, INC	CA41227-0030	032373	680-8000-454.23-32	WASTEWATER TESTING	1,070.19
			CA41405-0030	032373	680-8000-454.23-32	WASTEWATER TESTING	762.92
			CA41408-0030	032373	680-8000-454.23-32	WASTEWATER TESTING	1,070.19
			CA41427-0030	032373	680-8000-454.23-32	WASTEWATER TESTING	1,019.18
			CA41842-0030	032373	680-8000-454.23-32	WASTEWATER TESTING	762.92
190374	2/15/2024	BEAUMONT DO IT BEST HOME CENTER	538442	032277	001-4000-461.30-02	DOOR KNOBS	33.93
			538488	032278	001-3600-461.36-00	CONCRETE MIX AND GLOVES	49.54
					110-5500-461.90-37	CONCRETE MIX AND GLOVES	16.79
			538851	032304	704-3200-412.30-02	TOOLS/SUPPLIES	69.48
190375	2/15/2024	BEAUMONT SAFE & LOCK	76078	032370	704-3200-412.30-02	TOOLS/SUPPLIES	79.00
			76413	032436	001-4000-461.30-02	KEYS	27.87
190376	2/15/2024	BLAISDELL'S BUSINESS PRODUCTS	1858771-0	032400	001-2200-421.36-00	PAPER ORDER - PD	708.84
190377	2/15/2024	BLUEBEAM, INC	1819052	032589	001-2800-441.30-17	VUE21 SOFTWARE UPGRADE	1,336.00
					001-3000-442.30-17	VUE21 SOFTWARE UPGRADE	654.00
					610-5800-434.89-49	VUE21 SOFTWARE UPGRADE	109.00
					660-6300-471.30-17	VUE21 SOFTWARE UPGRADE	327.00
					670-7000-473.30-17	VUE21 SOFTWARE UPGRADE	2,100.00
					680-8000-454.30-17	VUE21 SOFTWARE UPGRADE	218.00
					690-9600-453.30-17	VUE21 SOFTWARE UPGRADE	218.00
190378	2/15/2024	CAMPA, ERIC	GUN LOAN FY24		001-0000-116.21-01	EMPLOYEE GUN LOAN ERIC CAMPA	4,737.00
190379	2/15/2024	CDW GOVERNMENT, INC	NS42450	032212	001-3000-442.89-48	MONITORS/STAND FOR MARC	4,191.29
190380	2/15/2024	CHANDLER ASSET MANAGEMENT INC	2401BANNING	032081	001-4500-412.33-11	ASSET & INVESTMENT MGMT	2,020.88
190381	2/15/2024	CHAVEZ, ALBERTO M	MEALS 2/26-3/1		810-9700-490.90-59	VOL TV2402 - CE TRAINING MEALS 2/26-3/1 A CHAVEZ	256.50
190382	2/15/2024	CINTAS CORPORATION	4181363566	032320	001-3600-461.25-02	PARKS UNIFORMS 1/25/24	49.54
			4182053976	032320	001-3600-461.25-02	PARKS UNIFORMS 02/02/24	49.54
			4182054006	032432	610-5800-434.25-02	TRANSIT UNIFORMS	103.38
					610-5850-434.25-02	TRANSIT UNIFORMS	10.78
			4182054132	032318	670-7000-473.25-02	UNIFORM CLEANING SERVICES	327.58
			4182787203	032431	702-3800-480.25-02	FLEET UNIFORMS	71.88
			4182787233	032319	100-4900-431.25-02	UNIFORM SERVICES	86.73
					704-3200-412.25-02	UNIFORM SERVICES	4.38
			4182787260	032432	610-5800-434.25-02	TRANSIT UNIFORMS	103.38
					610-5850-434.25-02	TRANSIT UNIFORMS	10.78
			4182787378	032318	670-7000-473.25-02	UNIFORM CLEANING SERVICES	331.33
190383	2/15/2024	CITY OF BANNING (BNG)	FC B-5 FEB24		705-4500-412.32-06	HANGAR FC B-5 FEB 2024	185.89
			FC C-2 FEB24		001-3600-461.32-02	HANGAR FC C-2 FEB 2024	197.57
			FC D-2 DEC23		001-3000-442.32-02	HANGAR FC D-2 DEC 2023	197.57
			FC D-2 FEB24		001-3000-442.32-02	HANGAR FC D-2 FEB 2024	197.57
			FC D-2 JAN24		001-3000-442.32-02	FC D-2 HANGAR RENT JANUARY 2024	197.57
190384	2/15/2024	CYBERTEK COMPUTER & NETWORKING SVCS	6207	032115	703-3700-480.90-48	NETWORK INFRASTRUCTURE UP	24,050.00
			6208	032115	703-3700-480.90-48	NETWORK INFRASTRUCTURE UP	10,800.76
190385	2/15/2024	D&M JOB INC.	15586	032591	001-1900-412.23-02	COB #10 ENVELOPES FINANCE	531.21

Warrant Number	Warrant Date	Vendor Name	Invoice Number	P.O. Number	Account Number	Payment Description	Warrant Amount
190386	2/15/2024	DIAMOND HILLS CHEVROLET BUICK GMC	3033109	032324	702-3800-480.38-52	SWITCH #503	11.02
190387	2/15/2024	ELECTRIC POWER SYSTEMS INT, INC.	INV_00144252	031284	673-7000-473.96-25	SAN GORGONIO SUBSTATION	30,000.00
190388	2/15/2024	ENGINEERING RESOURCES OF SO CA	59518	032559	001-3000-442.33-53	PLAN CHECK SERVICES	8,640.00
			59702	032559	001-3000-442.33-53	PLAN CHECK SERVICES	26,081.00
			59755	032559	001-3000-442.33-53	INSPECTION SERVICES	84,776.00
			59779	032559	001-3000-442.33-53	PLAN CHECK SERVICES	24,809.15
			59780	032559	001-3000-442.33-53	INSPECTION SERVICES	80,072.46
			59828	032552	660-6300-471.33-11	STAFF AUGMENTATION	2,929.50
					680-8000-454.33-11	STAFF AUGMENTATION	1,255.50
190389	2/15/2024	FREE ENERGY SAVINGS	23-00006891		001-2700-311.16-04	PERMIT REFUND-REPAIR NOT DONE 6085 OJAI CIR 92223	83.39
190390	2/15/2024	GAS COMPANY, THE	12662493001FB24		001-2400-422.26-06	3900 W WILSON 01/09/24-02/07/24	146.30
190391	2/15/2024	GRAINGER	9009856577	032313	702-3800-480.38-52	WORK JACKETS	458.61
			9013041182	032313	702-3800-480.38-52	CREDIT COAT INSULATED BLK	(114.65)
			9014695184	032313	702-3800-480.38-52	STRETCH WRAP #815	169.35
			9016817422	032313	702-3800-480.25-02	JACKET UNIFORM	114.65
190392	2/15/2024	GRANICUS LLC	178217	032176	222-0001-410.90-49	GRANICUS IMPLEMENTATION	5,848.75
190393	2/15/2024	GREEN, KAREN	000109941		001-0000-218.22-22	UB CR REFUND-FINALS 000021956	52.46
190394	2/15/2024	H & L CHARTER CO, INC	29132	032662	001-4000-461.42-31	OEP BUS TRIP	1,838.50
190395	2/15/2024	HAAKER EQUIPMENT COMPANY	C1AB7A	032327	680-8000-454.45-16	WIRE EX	157.32
190396	2/15/2024	HASKELL REAL ESTATE INC	312 N 4TH - BAL		810-9700-490.90-60	ERF GRANT REHOUSING 312 N 4TH UNIT C BANNING	1,730.60
190397	2/15/2024	HINDERLITER DE LLAMAS & ASSOCIATES	SIN033924	032726	001-1900-412.33-11	SALES TAX QTR2	1,634.84
190398	2/15/2024	HOME DEPOT #8987	0010706	032194	704-3200-412.30-02	TOOLS/SUPPLIES	169.07
			1363281	032194	704-3200-412.30-02	POLY SHEETING	136.84
190399	2/15/2024	INFOSEND, INC	252675	031981	761-3100-480.23-02	UB BILL SRVC 12/2/23	52.76
					761-3100-480.23-04	UB BILL SRVC 12/2/23	436.57
					761-3100-480.33-11	UB BILL SRVC 12/2/23	114.54
			252861	031981	761-3100-480.23-02	UB BILL SRVC 12/15/23	190.72
					761-3100-480.23-04	UB BILL SRVC 12/15/23	1,478.60
					761-3100-480.33-11	UB BILL SRVC 12/15/23	559.87
			253100	031981	761-3100-480.23-02	UB BILL SRVC 12/22/23	74.17
					761-3100-480.23-04	UB BILL SRVC 12/22/23	709.20
					761-3100-480.33-11	UB BILL SRVC 12/22/23	212.41
			253252	031981	761-3100-480.23-02	UB BILL SRVC 12/29/23	248.25
					761-3100-480.23-04	UB BILL SRVC 12/29/23	1,935.64
					761-3100-480.33-11	UB BILL SRVC 12/29/23	475.70
			254347	031981	761-3100-480.23-02	UB BILL SRVC 1/5/24	184.79
					761-3100-480.23-04	UB BILL SRVC 1/5/24	1,373.30
					761-3100-480.33-11	UB BILL SRVC 1/5/24	501.15
			254551	031981	761-3100-480.23-02	UB BILL SRVC 1/12/24	52.37
					761-3100-480.23-04	UB BILL SRVC 1/12/24	434.32
					761-3100-480.33-11	UB BILL SRVC 1/12/24	101.72
190400	2/15/2024	JON'S FLAGS & POLES, INC	F89196	032527	704-3200-412.30-01	FLAGS	341.03
190401	2/15/2024	LANGUAGE TESTING INTERNATIONAL	L78733-IN		001-1300-412.33-11	BILINGUAL TEST DECEMBER 2023	80.50
190402	2/15/2024	LEAGUE OF CA CITIES-RIVERSIDE DIV	2813		001-1000-411.23-03	LOCC RIVERSIDE DIVISION 2024 MEMBERSHIP DUES	100.00
190403	2/15/2024	MARIPOSA LANDSCAPES, INC	105103	030833	001-3600-461.23-29	IRRIGATION REPAIR OCT 23	1,551.39
			105886	030833	001-3600-461.23-29	LIONS MAINLINE REPAIR	2,939.13
			106108	030833	001-3600-461.23-29	JAN 24 MAINTENANCE	8,277.41
					001-4000-461.23-29	JAN 24 MAINTENANCE	697.42
					001-4010-461.23-29	JAN 24 MAINTENANCE	816.67
					001-4050-461.23-29	JAN 24 MAINTENANCE	500.02
			106109	032405	001-2200-421.23-29	LANDSCAPE MAINT.	2,438.13
					001-2400-422.30-01	LANDSCAPE MAINT.	1,812.00
					100-4900-431.23-29	LANDSCAPE MAINT.	2,918.10
					704-3200-412.23-29	LANDSCAPE MAINT.	2,332.13
190404	2/15/2024	MASON, BARBARA	REIMB 2/6/24		001-1910-412.36-00	SNACKS-TRAVEL TRAINING SAMS CLUB	37.46
190405	2/15/2024	MILSOFT UTILITY SOLUTIONS, INC	20235869	032702	660-6300-471.30-17	CUSTOM INTEGRATION	10,000.00
190406	2/15/2024	MITSUBISHI ELECTRIC & ELECTRONICS	478842	031409	704-3200-412.30-02	REGULAR SERVICE	341.67
190407	2/15/2024	NOBEL SYSTEMS, INC	15646	032684	660-6300-471.30-17	SCANNING AS-BUILTS	332.00

City of Banning
Warrant List Detail February 2024

Warrant Number	Warrant Date	Vendor Name	Invoice Number	P.O. Number	Account Number	Payment Description	Warrant Amount
190408	2/15/2024	N2W ENGINEERING, INC	0444	032037	680-8000-454.90-10	WWTP	39,331.00
190409	2/15/2024	PARTS AUTHORITY	070-001285	032423	702-3800-480.38-52	SERPENTINE BELT #246	24.51
			091-058090	032423	702-3800-480.38-52	KWIKCONNECT NEW RET CREDI	(38.28)
			091-058139	032423	702-3800-480.38-52	BTTY CORECREDIT	(20.47)
			091-058146	032423	702-3800-480.38-52	BTTY CORE CREDIT	(23.71)
			091-322716	032423	702-3800-480.38-52	CAB AIR/O-FILT/BLADE #440	75.78
			091-322752	032423	702-3800-480.38-52	OIL FILTER #341	14.13
			091-322789	032423	702-3800-480.38-52	EXIDE BATTERY #360	134.09
			091-322813	032423	702-3800-480.38-52	12V PASS CA BTTY #232	151.99
			091-323164	032423	702-3800-480.38-52	TEMP SENSOR #225	9.18
190410	2/15/2024	PLATT, JEFFREY	MEALS 2/26-3/1		810-9700-490.90-59	TV2401 CE TRAINING MEALS 2/26-3/1 J PLATT	256.50
			REIMB 1/2/2024A		810-9700-490.90-59	DRINKS-OPP VIL 7 STAR FOOD STORE	49.28
190411	2/15/2024	PRESS-ENTERPRISE, THE	0011646947	032597	001-3000-442.23-01	RFP 23-046 FIXED ASST INS	126.17
190412	2/15/2024	PRO-VISION, INC	SMX-21405	031495	610-5800-434.90-56	SECURAMAX PLAN	7,200.00
190413	2/15/2024	PRYOR LEARNING LLC	314447	032704	761-3100-480.23-06	PRYOR +20 SEATS	3,980.00
190414	2/15/2024	RICHARDS WATSON GERSHON	246132		700-5300-480.33-04	DEC 2023 LEGAL SERVICES	7,159.91
			246133		700-5300-480.33-04	DEC 2023 LEGAL SERVICES	1,801.20
			246134		700-5300-480.33-04	DEC 2023 LEGAL SERVICES	4,136.00
			246135		700-5300-480.33-04	DEC 2023 LEGAL SERVICES	5,485.00
			246136		700-5300-480.33-04	DEC 2023 LEGAL SERVICES	176.00
			246137		700-5300-480.33-04	DEC 2023 LEGAL SERVICES	1,342.00
			246138		700-5300-480.33-04	DEC 2023 LEGAL SERVICES	846.70
			246139		700-5300-480.33-04	DEC 2023 LEGAL SERVICES	1,320.00
			246140		700-5300-480.33-04	DEC 2023 LEGAL SERVICES	3,410.00
			246141		700-5300-480.33-04	DEC 2023 LEGAL SERVICES	1,229.64
			246142		002-0000-222.34-01	DEC 2023 LEGAL SERVICES	436.80
					002-2800-361.41-02	DEC 2023 LEGAL SERVICES	(436.80)
					002-2800-441.33-04	DEC 2023 LEGAL SERVICES	436.80
			246143		700-5300-480.33-04	DEC 2023 LEGAL SERVICES	2,318.40
			246144		840-9500-490.93-30	DEC 2023 LEGAL SERVICES	1,948.80
			246145		700-5300-480.33-04	DEC 2023 LEGAL SERVICES	171.50
			246146		700-5300-480.33-04	DEC 2023 LEGAL SERVICES	6,380.82
			246147		700-5300-480.33-04	DEC 2023 LEGAL SERVICES	100.80
			246148		002-0000-222.31-37	DEC 2023 LEGAL SERVICES	2,284.80
					002-2800-361.41-02	DEC 2023 LEGAL SERVICES	(2,284.80)
					002-2800-441.33-04	DEC 2023 LEGAL SERVICES	2,284.80
			246149		700-5300-480.33-04	DEC 2023 LEGAL SERVICES	88.00
			246150		002-0000-222.31-51	DEC 2023 LEGAL SERVICES	9.39
					002-2800-361.41-02	DEC 2023 LEGAL SERVICES	(9.39)
					002-2800-441.33-04	DEC 2023 LEGAL SERVICES	9.39
			246151		700-5300-480.33-04	DEC 2023 LEGAL SERVICES	1,915.20
			246152		700-5300-480.33-04	DEC 2023 LEGAL SERVICES	23.80
190415	2/15/2024	RIVCO EMD	23-24Q2		001-1300-412.41-29	EMERGENCY SVC COORDINATOR OCTOBER-DECEMBER 2023	11,250.00
190416	2/15/2024	ROMO PLANNING GROUP, INC.	2023-12	030645	001-2800-441.33-41	PLAN SERV 12/3/-12/30/23	16,445.00
190417	2/15/2024	SC FUELS	2578189-IN	032504	702-3800-480.36-14	LUBRICANTS	2,705.76
			IN-0000434354		702-3800-480.36-11	CLR CARB ULS #2 FEBRUARY 2024	4,271.79
						UNL ETH 10 FEBRUARY 2024	27,791.27
190418	2/15/2024	SITEONE LANDSCAPE SUPPLY	137664715-001	032665	660-6300-471.45-16	LIQUID HERBICIDE	140.15
190419	2/15/2024	SMART & FINAL	150144	032280	201-4050-446.36-00	SENIOR CENTER SUPPLIES	165.98
190420	2/15/2024	SO CAL JOINT POLE COMMITTEE	22065		670-7000-473.27-11	OPERATING EXPENSES JANUARY 2024	1,503.59
190421	2/15/2024	SOUTHERN CALIFORNIA EDISON COMPANY	620.01312024		670-7000-473.27-11	JOINT POLE AGREEMENT PERIOD 01/31/2024	6,112.00
190422	2/15/2024	STAPLES BUSINESS ADVANTAGE	3556988768	032396	001-2800-441.36-00	OFFICE SUPPLIES	99.05
			3557811440	032284	761-3100-480.36-00	UB OFFICE SUPPLIES	48.55
			3558049509	032340	670-7000-473.36-00	OFFICE SUPPLIES	52.00
190423	2/15/2024	SWIFTLY INC	3244	032713	610-5800-434.33-11	GPS TRACKER LICENSES	2,580.60
190424	2/15/2024	TAYLOR'S PLUMBING LLC	5027	032399	704-3200-412.30-02	TOILET REPAIR-PD	120.00
190425	2/15/2024	TICKENOFF, DAVID & CARIN	000051019		001-0000-218.22-22	UB CR REFUND 000050116	166.30
190426	2/15/2024	TIME WARNER CABLE	0331839012524		670-7000-473.26-07	FIBER OPTIC INTERNET 01/25/24-02/24/24	987.85

City of Banning
Warrant List Detail February 2024

Warrant Number	Warrant Date	Vendor Name	Invoice Number	P.O. Number	Account Number	Payment Description	Warrant Amount
190426	2/15/2024	TIME WARNER CABLE	0332241012524		670-7000-473.26-07	FIBER OPTIC INTERNET 01/25/24-02/24/24	987.85
190427	2/15/2024	TIME WARNER CABLE (086811201)	086811201020124		670-7000-473.26-09	BUSINESS TV-FEB 2024 ACCT# 086811201	95.01
190428	2/15/2024	TIME WARNER/CHARTER	0014070020124		001-2060-446.26-09	COMMUNITY CENTER ACCT# 8448 41 081 0014070	35.53
			0015614020124		001-2400-422.26-09	172 N MURRAY ACCT# 8448 41 081 0015614	32.21
			0017099020124		001-2400-422.26-09	3900 W WILSON ACCT# 8448 41 081 0017099	211.06
			0022933020124		001-2060-446.26-09	SENIOR CENTER ACCT# 8448 41 081 0022933	35.53
190429	2/15/2024	TOP-LINE INDUSTRIAL SUPPLY, LCC	465989	032261	702-3800-480.38-52	O-RING, ADAPTAR CNGAA	5.04
190430	2/15/2024	VERIZON WIRELESS SERVICES, LLC	9955666186		001-1000-411.26-05	City Council Cells 12/2/23-1/1/24	193.17
					001-1200-412.26-05	City Manager Cell 12/2/23-1/1/24	292.19
					001-1210-412.26-05	Economic Dev 12/2/23-1/1/24	60.09
					001-1220-412.26-05	Public Information 12/2/23-1/1/24	41.53
					001-1230-412.26-05	Grants Coordinator 12/2/23-1/1/24	34.39
					001-1300-412.26-05	Human Resources 12/2/23-1/1/24	88.06
					001-1400-412.26-05	City Clerk Cell 12/2/23-1/1/24	38.57
					001-1900-412.26-05	Finance Cell phone 12/2/23-1/1/24	227.65
					001-1910-412.26-05	Purchasing Cell 12/2/23-1/1/24	46.53
					001-2060-446.26-05	Government Access 12/2/23-1/1/24	26.57
					001-2200-421.26-05	Police Dept Cells 12/2/23-1/1/24	1,771.21
					001-2210-421.26-05	Dispatch Cells 12/2/23-1/1/24	26.28
					001-2300-424.26-08	Animal Control 12/2/23-1/1/24	88.06
					001-2740-442.26-05	Code Enforce 12/2/23-1/1/24	134.59
					001-2800-441.26-05	Planning Dept Cell 12/2/23-1/1/24	513.23
					001-3000-442.26-05	Engineering Dept 12/2/23-1/1/24	445.67
					001-3200-412.26-05	Building Main 12/2/23-1/1/24	239.72
					001-3600-461.26-05	Recreation Cells 12/2/23-1/1/24	114.49
					001-4000-461.26-05	Parks Cells 12/2/23-1/1/24	193.88
					001-4000-461.36-09	OEP Grant 12/2/23-1/1/24	41.53
					001-4050-461.26-05	Senior Center 12/2/23-1/1/24	41.53
					100-4900-431.26-05	Streets Dept Cells 12/2/23-1/1/24	294.24
					610-5800-434.26-05	Transit Cells 12/2/23-1/1/24	1,021.99
					610-5850-434.26-05	Dial-A-Ride Cell 12/2/23-1/1/24	311.46
					660-6300-471.26-05	Water Dept Cells 12/2/23-1/1/24	1,459.38
					670-7000-473.26-05	Electric Dept Cells 12/2/23-1/1/24	1,947.52
					680-8000-454.26-05	Wastewater Dept 12/2/23-1/1/24	152.34
					702-3800-480.26-05	Fleet Dept Cells 12/2/23-1/1/24	71.49
					703-3700-480.26-05	Info Services Cells 12/2/23-1/1/24	186.12
					761-3100-480.26-05	Utility Billing Cell 12/2/23-1/1/24	82.81
					761-3110-480.26-05	Meter Services Cells 12/2/23-1/1/24	136.79
190431	2/15/2024	VIRTUAL PROJECT MANAGER, LLC	12-3927	032629	660-6300-471.30-17	WEB BASED PRJCT MGMT SYST	249.90
					670-7000-473.30-17	WEB BASED PRJCT MGMT SYST	500.10
					680-8000-454.30-17	WEB BASED PRJCT MGMT SYST	250.00
190432	2/15/2024	VISION SECURITY SYSTEMS	20556	032697	704-3200-412.23-19	ALARM MONITORING SERVICES	2,355.00
190433	2/15/2024	WALKER, LORRAINE	COMP LOAN FY24		001-0000-116.21-02	EMPLOYEE COMPUTER LOAN LORRAINE WALKER	4,249.81
190434	2/15/2024	WELDOR'S SUPPLY AND STEEL	37439	032716	660-6300-471.36-08	GAS	49.49
190435	2/15/2024	WILLDAN ENGINEERING	00626920	030055	001-2700-442.33-11	BANNING GIS ON CALL 12/23	747.50
190436	2/15/2024	WILLIAMS SCOTSMAN, INC	9019752148	032201	810-9700-490.90-59	BRYANT ST SHELTER OFF	812.44
			9019980838	032201	810-9700-490.90-59	BRYANT ST SHELTER OFFICES	812.44
190437	2/22/2024	ALBERT A. WEBB ASSOCIATES	ARIV0001379-R	032070	661-6300-471.33-11	CEQA COMPLIANCE-ARPA	1,740.08
190438	2/22/2024	AMAZON BUSINESS	117T-XY3D-XK9W	032433	001-2200-421.36-00	PD SUPPLIES	759.64
			1CMY-PJ1P-1DNK	032433	001-2200-421.36-00	WIRELESS CHARGING PADS	119.47
			1D69-TGXR-X7LJ	032296	001-4000-461.36-00	COLD PACKS	59.13
			1KHC-HNWF-VH6J	032433	001-2200-421.36-00	PD SUPPLIES	43.09
			1M3F-CJK3-RMV6	032297	001-4050-461.36-00	FEBRUARY HOLIDAY DECOR	75.29
			1TYF-RKDD-XRVP	032296	001-3600-461.36-00	RAIN GEAR	54.83
			1V6L-76VD-T3YD	032296	001-4000-461.36-00	LABEL TAPE	14.97
190439	2/22/2024	AMERICAN FORENSIC NURSES	78438	032464	001-2200-421.33-31	CHP BLOOD DRAWS	584.08
			78456	032464	001-2200-421.33-31	CHP BLOOD DRAWS	146.02
			78484	032464	001-2200-421.33-31	STAND BY FEE MARCH24	1,021.02

Warrant Number	Warrant Date	Vendor Name	Invoice Number	P.O. Number	Account Number	Payment Description	Warrant Amount
190439	2/22/2024	AMERICAN FORENSIC NURSES	78513	032464	001-2200-421.33-31	CHP BLOOD DRAWS	146.02
190440	2/22/2024	AMPLIFUND	00002275A	032733	222-0001-410.90-49	AMPLIFUND IMPLEMENTATION	18,000.00
					705-4500-412.33-11	GRANTS MGMT SOFTWARE 1/31/24-1/30/25	17,500.00
190441	2/22/2024	ANIXTER, INC	5644270-03		670-0000-131.00-00	FUSE REFILLS PO NUM 031759	6,495.88
190442	2/22/2024	ARAMARK UNIFORM & CAREER APPAREL	5880112735	032736	660-6300-471.25-02	UNIFORMS	217.25
			5880145721	032736	680-8000-454.25-02	UNIFORMS	43.83
			5880151249	032736	680-8000-454.25-02	UNIFORMS	43.83
			5880156685	032736	680-8000-454.25-02	UNIFORMS	43.83
			5880162498	032736	680-8000-454.25-02	UNIFORMS	43.83
			5880167284	032736	660-6300-471.25-02	UNIFORMS	115.38
			5880167287	032736	680-8000-454.25-02	UNIFORMS	43.83
			5880172408	032736	660-6300-471.25-02	UNIFORMS	115.38
			5880172411	032736	680-8000-454.25-02	UNIFORMS	43.83
			5880178449	032736	660-6300-471.25-02	UNIFORMS	115.38
			5880178450	032736	680-8000-454.25-02	UNIFORMS	43.83
			5880183531	032736	660-6300-471.25-02	UNIFORMS	115.38
			5880183534	032736	680-8000-454.25-02	UNIFORMS	43.83
			5880187987	032736	660-6300-471.25-02	UNIFORMS	121.19
			5880187989	032736	680-8000-454.25-02	UNIFORMS	39.27
			5880194888	032736	660-6300-471.25-02	UNIFORMS	122.92
			5880194891	032736	680-8000-454.25-02	UNIFORMS	39.27
			5880199433	032736	660-6300-471.25-02	UNIFORMS	121.19
			5880199435	032736	680-8000-454.25-02	UNIFORMS	39.27
			5880206079	032736	660-6300-471.25-02	UNIFORMS	121.19
			5880206081	032736	680-8000-454.25-02	UNIFORMS	39.27
			5880212302	032736	660-6300-471.25-02	UNIFORMS	121.19
			5880212305	032736	680-8000-454.25-02	UNIFORMS	39.27
			5880217467	032736	660-6300-471.25-02	UNIFORMS	121.19
			5880217469	032736	680-8000-454.25-02	UNIFORMS	39.27
			5880224009	032736	660-6300-471.25-02	UNIFORMS	1,380.48
			5880224011	032736	680-8000-454.25-02	UNIFORMS	497.25
			5880236360	032736	660-6300-471.25-02	UNIFORMS	77.35
			5880529020	032351	761-3110-480.25-02	FSR UNIFORMS 2/9/24	83.16
190443	2/22/2024	AT&T CALNET 2	000021197829		001-2200-421.26-05	JANUARY 2024 BAN#9391060200	400.03
			000021198932		001-2200-421.26-05	JANUARY 2024 BAN#9391064350	214.97
190444	2/22/2024	ATBACKGROUNDS	3828		001-1300-412.33-11	BACKGROUND SCREEN JANUARY 2024	111.18
190445	2/22/2024	AVILA, SOL	MEALS 2/6-9		001-2200-421.23-06	LAW ANNUAL CONF MEALS 2/6-9 S AVILA	151.00
190446	2/22/2024	BANNING POLICE OFFICERS ASSOC.	JANUARY 2023		001-0000-204.50-00	POLICE OFFICER ASSOC DUES JANAURY 2023 (CURRENT)	2,960.30
190447	2/22/2024	BANNING VETERINARY HOSPITAL	822474		001-2300-424.33-90	MEDICAL EXAMINATION #2401230032	475.00
			822683		001-2300-424.33-90	MEDICAL EXAMINATION #2401300043	64.00
			823006		001-2300-424.33-90	MEDICAL EXAMINATION #2402050022	175.75
190448	2/22/2024	BEST DRILLING AND PUMP INC	8	032073	661-0000-232.00-00	DRILL CONS DEV TEST OF C8 RETAINAGE	(5,206.00)
					661-6300-471.95-08	DRILL CONS DEV TEST OF C8	104,120.00
			9	032073	661-0000-232.00-00	DRILL CONS DEV TEST OF C8 RETAINAGE	(1,175.00)
					661-6300-471.95-08	DRILL CONS DEV TEST OF C8	23,500.00
190449	2/22/2024	BIO-TOX LABORATORIES	45366	032466	001-2200-421.33-31	PD BLOOD ALCOHOL ANALYSIS	873.00
			45455	032466	001-2200-421.33-31	CHP BLOOD ANALYSIS	372.00
190450	2/22/2024	BLAIS & ASSOCIATES, LLC	BA_6989_2024	031320	100-4900-431.33-11	RAMSEY/OMAR	390.00
			BA_6990_2024	031313	100-4900-431.33-11	PEDESTRIAN IMPROVE	417.50
			BA_7069_2024	032723	705-4500-412.33-11	PUBLIC WORKS GRANTS	3,492.50
190451	2/22/2024	CAMPA, ERIC	MILEAGE 1/4-6		001-2200-421.23-06	DUI COURSE MILEAGE 1/4-6 CAMPA	639.18
190452	2/22/2024	CELL BUSINESS EQUIP-LEASING	5027853879	032588	670-7000-473.32-06	5000 FOLDER INSERTER	821.50
			5028225963	032588	670-7000-473.32-06	5000 FOLDER INSERTER	821.50
			5028613787	032588	670-7000-473.32-06	5000 FOLDER INSERTER	821.50
190453	2/22/2024	CELL BUSINESS EQUIPMENT (CBE)	IN2695729	032576	001-2200-421.32-06	PD PRINTERS CC	160.51
			IN2699035	032576	001-2200-421.32-06	RECORDS PRINTER	41.11
			IN2704094	032576	001-2200-421.32-06	RW & DISPATCH	7.09
			IN2704553	032576	001-2200-421.32-06	PD PRINTERS CC	155.04

City of Banning
Warrant List Detail February 2024

Warrant Number	Warrant Date	Vendor Name	Invoice Number	P.O. Number	Account Number	Payment Description	Warrant Amount
190454	2/22/2024	CINTAS CORPORATION	4182787245	032320	001-3600-461.25-02	PARKS UNIFORMS 02/02/24	49.54
			4183497094	032431	702-3800-480.25-02	FLEET UNIFORMS	74.21
			4183497146	032432	610-5800-434.25-02	TRANSIT UNIFORMS	106.96
					610-5850-434.25-02	TRANSIT UNIFORMS	11.13
			4183497321	032318	670-7000-473.25-02	UNIFORM CLEANING SERVICES	426.67
190455	2/22/2024	CONCENTRA MEDICAL CENTERS	81803896		001-1300-412.33-32	PRE-EMPLOYMENT PHYSICALS DOT RE-CERT PHYSICALS	161.00
190456	2/22/2024	CYBERTIME NETWORK COMMUNICATIONS	1521-240301	032557	660-6300-471.26-07	CITY LOOPED MICROWAVE BAC	1,900.00
190457	2/22/2024	D&M JOB INC.	15647	032241	610-5800-434.23-02	FAREBOX RCPT BKS	258.91
			15648	032241	610-5800-434.23-02	MTHLY BUS PASS STICKERS	465.48
190458	2/22/2024	ELECTROMARK COMPANY	9355411531	032311	670-7000-473.45-16	B510 1X8 BK/SLV	1,693.37
190459	2/22/2024	FOSTER, SCOTT	MEALS 2/28-3/1		001-4000-461.23-05	CA PARKS & REC CONF MEALS 2/28-3/1 FOSTER	107.50
190460	2/22/2024	FRONTIER COMMUNICATIONS	9511970006FEB24		670-7000-473.26-07	951-197-0006 2/5/24-3/4/24	1,010.00
			9511970620FEB24		001-2200-421.26-05	951-197-0620 1/27/2024-2/26/2024	232.60
			9518496778FEB24		001-2200-421.26-05	951-197-0006 FEBRUARY 2024	60.99
190461	2/22/2024	GALLS, LLC	026511526	032465	001-2200-421.36-04	UNIFORM-HALVERSON	104.39
			026548575	032465	001-2200-421.36-04	UNIFORM-MANUEL RODRIGUEZ	362.44
			026548586	032465	001-2210-421.36-04	UNIFORM-SKIPPER	290.69
			026548587	032465	001-2200-421.36-04	UNIFORM-HALVERSON	104.39
			026548588	032465	001-2200-421.36-04	UNIFORM-MANUEL RODRIGUEZ	25.80
			026864003	032465	001-2200-421.36-04	UNIFORM-HALVERSON	855.82
			026864020	032465	001-2200-421.36-04	UNIFORM-HERNANDEZ	80.46
			026864039	032465	001-2200-421.36-04	UNIFORM-E. LOPEZ	402.17
			026872973	032465	001-2200-421.36-04	UNIFORM-AUER	313.79
			026929947	032465	001-2200-421.36-04	UNIFORM-MORGAN	129.38
			026942643	032465	001-2200-421.36-04	UNIFORM-VACA	172.71
			026984325	032465	001-2200-421.36-04	UNIFORM-MANUEL RODRIGUEZ	855.82
			027004163	032465	001-2200-421.36-04	UNIFORM-ARMAS	268.60
			027004181	032465	001-2200-421.36-04	UNIFORM-HERNANDEZ	268.60
			027016519	032465	001-2200-421.36-04	UNIFORM-E. LOPEZ	14.14
			027016522	032465	001-2200-421.36-04	UNIFORM-E. LOPEZ	545.93
			027016526	032465	001-2200-421.36-04	UNIFORM-E. LOPEZ	201.57
			027016527	032465	001-2200-421.36-04	UNIFORM-E. LOPEZ	116.88
			027016550	032465	001-2200-421.36-04	UNIFORM-E. LOPEZ	25.80
			027039066	032465	001-2200-421.36-04	UNIFORM-BECKER	176.71
			027039765	032465	001-2200-421.36-04	UNIFORM-MORGAN	288.14
			027039786	032465	001-2200-421.36-04	UNIFORM-MORGAN	307.19
			027039787	032465	001-2200-421.36-04	UNIFORM-MORGAN	25.80
190462	2/22/2024	GARDA CL WEST INC	10766834	031919	761-3100-480.23-43	ARMORED SRVC FEB 2024	1,232.92
190463	2/22/2024	GAS COMPANY, THE	15684815176FB24		705-4500-412.26-06	99 E RAMSEY 1/16/24-2/14/24	48.78
190464	2/22/2024	HOME DEPOT #8987	2970622	032314	670-7000-473.45-16	HAMMER DRILL, ROTARY HAMM	613.07
			3521821	032314	670-7000-473.45-16	TARP	74.11
190465	2/22/2024	IBEW LOCAL 47 RETIREE MEDICAL TRUST	20240223		001-0000-204.80-10	PAYROLL SUMMARY	3,050.05
190466	2/22/2024	IGM TECHNOLOGY CORP	1586	032729	705-4500-412.33-11	GRAVITY PLATFORM/IMPL 1/22/24-1/21/25	78,000.00
190467	2/22/2024	INFOSEND, INC	254816	031981	761-3100-480.23-02	UB BILL SRVC 1/19/24	57.22
					761-3100-480.23-04	UB BILL SRVC 1/19/24	414.80
					761-3100-480.33-11	UB BILL SRVC 1/19/24	103.69
			256437	031981	761-3100-480.23-02	UB BILL SRVC 1/26/24	133.47
					761-3100-480.23-04	UB BILL SRVC 1/26/24	1,250.07
					761-3100-480.33-11	UB BILL SRVC 1/26/24	342.09
			256721	031981	761-3100-480.23-02	UB BILL SRVC 2/2/24	486.52
					761-3100-480.23-04	UB BILL SRVC 2/2/24	3,751.29
					761-3100-480.33-11	UB BILL SRVC 2/2/24	1,078.36
190468	2/22/2024	JNE POLYGRAPH LLC	1776		001-1300-412.33-11	PRE-EMPLOYMENT POLYGRAPH 4 APPLICANTS	1,700.00
			1786		001-1300-412.33-11	PRE-EMPLOYMENT POLYGRAPH 5 APPLICANTS	2,125.00
190469	2/22/2024	JOHNSON, WILLIAM	MEALS 2/27		001-4000-461.23-05	CA PARKS & REC CONF MEALS 2/27 JOHNSON	16.50
190470	2/22/2024	LEXISNEXIS RISK SOLUTIONS	160860120240131	032332	001-2200-421.30-17	SOFTWARE FOR DB	112.80
190471	2/22/2024	MGT OF AMERICA CONSULTING, LLC	56888	032269	705-4500-412.33-11	COST ALLOCATION PLAN PROJ	15,120.00
190472	2/22/2024	MORGAN, AMANDA	MEALS 2/28-3/1		001-4000-461.23-05	CA PARKS & REC CONF MEALS 2/28-3/1 TV2408	107.50

City of Banning
Warrant List Detail February 2024

Warrant Number	Warrant Date	Vendor Name	Invoice Number	P.O. Number	Account Number	Payment Description	Warrant Amount
190473	2/22/2024	MOTOROLA SOLUTIONS, INC.	8230434883	032417	001-2200-421.30-08	2024 SUS & SUA	23,554.30
190474	2/22/2024	ORACLE AMERICA INC	101201578	032099	222-0001-410.90-49	TIME AND MATERIALS	18,459.64
190475	2/22/2024	PACKHAM & TOOMEY, INC	2024041	032542	600-5100-435.30-06	MONTHLY SPCC INSPECTION	125.00
190476	2/22/2024	PARS	20240223		001-0000-204.25-00	PAYROLL SUMMARY	326.42
190477	2/22/2024	PARTS AUTHORITY	062-923997	032423	702-3800-480.38-52	5/16 IN COUPLER SUPPLIES	4.75
			062-931186	032423	702-3800-480.38-52	DF CONVERTOR #212	921.57
			091-323169	032423	702-3800-480.38-52	5/16 IN COUPLER SUPPLIES	2.58
			091-323203	032423	702-3800-480.38-52	5/16 COUPLER SUPPLIES	5.15
			091-323247	032423	702-3800-480.38-52	OIL FILTERS (12) SUPPLIES	60.51
			091-323276	032423	702-3800-480.38-52	PARTICULATE CAB #34	12.04
			091-323288	032423	702-3800-480.38-52	CABIN AIR #833	15.93
190478	2/22/2024	PEREZ, VIVIAN	MEALS 2/28-3/1		001-4050-461.23-05	CA PARKS & REC CONF MEALS 2/28-3/1 PEREZ	107.50
190479	2/22/2024	PRESS-ENTERPRISE, THE	0011649410	032597	690-9600-453.23-01	RFP 24-001 ANNUAL ASSESS	126.17
190480	2/22/2024	PUBLIC AGENCY RETIREMENT SERVICES	54845		001-1900-412.33-11	PARS PLN ID#PH-ARS05A SVC PERIOD 12/31/2023	300.00
190481	2/22/2024	RCLETA	2024		001-2200-421.23-03	2024 RCLETA MBRSHP DUES	50.00
190482	2/22/2024	RECORD GAZETTE, THE	00200195	032184	001-4000-461.23-01	ORDINANCE 1601 PRE ADOPT	180.45
			00200204	032184	001-2800-441.23-01	ORD 1599 POST ADOPTION	122.95
190483	2/22/2024	RIV. CO. DIV. OF WEIGHTS & MEASURES	01092024		100-4900-431.40-05	RESTRICTED MATERIAL VIOLATION	1,250.00
190484	2/22/2024	RIVERSIDE COUNTY SHERIFF-PSEC	PE0000001532		001-2200-421.26-07	CNTY OF RIV PUBLIC SAFETY JANUARY 2024	4,865.29
190485	2/22/2024	ROMO PLANNING GROUP, INC.	2023-09		001-2800-441.33-41	CORRECTION DEVELOPER FEES	(600.00)
					002-0000-222.30-03	COB PLANNING SERVICES SEPTEMBER 2023	600.00
					002-2800-361.41-02	COB PLANNING SERVICES SEPTEMBER 2023	(600.00)
					002-2800-441.33-41	COB PLANNING SERVICES SEPTEMBER 2023	600.00
				030645	001-2800-441.33-41	PLAN SERV 09/3/-09/30/23	15,447.50
190486	2/22/2024	SANDOVAL, ANA	MEALS 2/28-3/1		001-4050-461.23-05	CA PARKS & REC CONF MEALS 2/28-3/1 SANDOVAL	107.50
190487	2/22/2024	SGP DESIGN AND PRINT	13026	032379	610-5800-434.23-02	SCHEDULES	536.60
190488	2/22/2024	SHRED-IT USA, LLC	8005612099	032398	001-2200-421.23-07	PD SHRED IT	158.22
			8005892455	032398	001-2200-421.23-07	PD SHRED IT	311.77
190489	2/22/2024	SOFTWARE ONE, INC	US-PSI-1430654	032564	703-3700-480.30-17	AZURE SIMPLE SOFTWARE	1,229.43
			US-PSI-1432399	032564	703-3700-480.30-17	BACKUP SIMPLE STANDARD	930.00
190490	2/22/2024	SOUTHERN CALIFORNIA GAS CO	09242310481FB24		702-3800-480.36-61	NATURAL GAS VEHICLE FUEL JANUARY 2024	8,039.94
190491	2/22/2024	STAPLES BUSINESS ADVANTAGE	3558234300	032340	670-7000-473.36-00	OFFICE SUPPLIES	38.34
			3558846855	032186	001-1400-412.36-00	MISC SUPPLIES: CUBE CLIPS	37.01
190492	2/22/2024	STATE OF CALIFORNIA DOJ	706280	032502	001-2200-421.33-94	LIVESCANS DEC23	1,200.00
			710531	032502	001-2200-421.33-31	BLOOD ALCOHOL ANALYSIS	140.00
			710577	032502	001-2200-421.33-31	BLOOD ALCOHOL OCT23	35.00
			712875	032502	001-2200-421.33-94	JAN24 LIVESCANS	1,248.00
			717020	032502	001-2200-421.33-31	BLOOD ALCOHOL ANALYSIS JA	140.00
190493	2/22/2024	TELEPACIFIC COMMUNICATIONS	177562516-0		705-4500-412.26-05	CENTRAL SERVICES PHONE FEBRUARY 2024	3,398.25
190494	2/22/2024	THORNTON, CHRIS	EYEWEAR FY24B		680-8000-454.25-10	EMPLOYEE EYEWEAR REIMBURS IBEW UTILITY MOU THORNTON	78.00
190495	2/22/2024	TURBOSCAPE, INC	14013		001-3600-461.30-01	RELEASE OF RETENTION PLAYGROUND WOOD CHIPS	315.00
190496	2/22/2024	WRIGHT, RALPH	MEALS 2/28-3/1		001-4000-461.23-05	CA PARKS & REC CONF MEALS 2/28-3/1 WRIGHT	107.50
190497	2/29/2024	ADVANCED WORKPLACE STRATEGIES INC	602270		001-1300-412.33-32	DRUG TESTS	326.50
			605625		001-1300-412.33-32	DRUG TESTS	171.00
190498	2/29/2024	ALBERT A. WEBB ASSOCIATES	ARIV0002153	032070	661-6300-471.33-11	CEQA COMP- NP ARPA PROJ	10,208.34
			ARIV0002422	030269	101-4900-431.93-16	SUN LAKES BLVD EXT DESIGN	16,253.78
			ARIV0002547	032070	661-6300-471.33-11	CEQA COMPLIANCE	13,201.14
			ARIV0002597	031727	101-4900-431.93-16	OMAR RAMSEY INTERSECTION	2,275.50
			ARIV0002651	030624	683-8000-454.90-78	EQUALIZATION BASIN	2,313.63
			ARIV0002672	030269	101-4900-431.93-16	SUN LAKES EXT. DESIGN	19,353.70
190499	2/29/2024	ALL STAR ELITE SPORTS	4044	032276	001-4000-461.36-09	SOCCER CLINIC TSHIRTS	342.14
190500	2/29/2024	ALLISON MECHANICAL INC	85210		704-3200-412.30-21	CONTROLS ISSUE-CITY HALL 032714	432.49
			85211	032714	704-3200-412.30-21	DMGD CNTRLS-CORP. YARD	432.49
190501	2/29/2024	AMAZON BUSINESS	1LYF-74T7-CMTC	032292	001-1220-412.36-00	CREAMER	39.87
			1QTR-3RC4-3T1N	032293	100-4900-431.36-00	INSPECTION REPORT	33.73
			1RK6-WTPD-6CKD	032293	690-9600-453.36-00	REFUSE ONBOARDING PCKG	75.05
			1VYG-9FMT-NC96	032297	001-4050-461.36-00	SENIOR CENTER WALL CLOCK	18.31
			1Y1J-6T4M-6RHY	032299	001-1900-412.36-00	#10 ENVELOPES/10KEY PAD	129.24

City of Banning
Warrant List Detail February 2024

Warrant Number	Warrant Date	Vendor Name	Invoice Number	P.O. Number	Account Number	Payment Description	Warrant Amount
190501	45351	AMAZON BUSINESS	1Y1J-6T4M-6RHY	032299	001-1910-412.36-00	#10 ENVELOPES/10KEY PAD	17.23
190502	2/29/2024	AMERICAN FIDELITY ASSURANCE	FEBRUARY 2024		001-0000-204.80-04	HEALTH FSA 2/1-2/15	2,996.67
					001-0000-204.80-05	DEPENDENT CARE 2/1-2/15	653.33
			JANUARY 2024		001-0000-204.80-04	HEALTH FSA 1/1-1/15	3,017.50
						HEALTH FSA 1/16-1/31	3,017.50
					001-0000-204.80-05	DEPENDENT CARE 1/1-1/15	653.33
						DEPENDENT CARE 1/16-1/31	653.33
190503	2/29/2024	AMERICAN FIDELITY ASSURANCE	JANUARY 2024		001-0000-204.30-00	WHOLE/TERM LIFE JANUARY 2024	7,300.64
					001-0000-204.80-02	CANCER POLICY JANUARY 2024	4,062.92
					001-0000-204.80-09	ACCIDENT POLICY JANUARY 2024	3,844.80
					001-0000-204.80-11	DISABILITY SUPP STD JANUARY 2024	6,690.50
					001-0000-204.80-12	CRITICAL ILLNESS JANUARY 2024	2,022.54
					001-0000-204.80-16	GROUP HOSP INDEMITY JANUARY 2024	1,252.56
190504	2/29/2024	ARAMARK UNIFORM & CAREER APPAREL	5880534898	032351	761-3110-480.25-02	FSR UNIFORMS 2/16/24	205.12
190505	2/29/2024	ARTISTIC MAINTENANCE, INC.	0036951-IN	030561	111-4900-432.23-29	IRR. REPAIR-VANDALIZED	232.34
190506	2/29/2024	ATWORK PERSONNEL SERVICES	263377	032741	100-4900-431.23-27	TEMP PERSONNEL SERVICES	1,337.60
			264124	032741	100-4900-431.23-27	TEMP PERSONNEL SERVICES	1,488.08
			264999	032741	100-4900-431.23-27	TEMP PERSONNEL SERVICES	1,337.60
			265836	032741	100-4900-431.23-27	TEMP PERSONNEL SRVCS	1,337.60
190507	2/29/2024	BABCOCK LABORATORIES, INC	CA40867-0030	032373	660-6300-471.23-32	WATER TESTING	84.00
			CA40868-0030	032373	660-6300-471.23-32	COLIFORMS	242.00
			CA40869-0030	032373	680-8000-454.23-32	WASTEWATER TESTING	36.00
			CA41238-0030	032373	660-6300-471.23-32	WATER TESTING	56.00
			CA41240-0030	032373	660-6300-471.23-32	COLIFORMS	242.00
			CA41380-0030	032373	680-8000-454.23-32	WASTEWATER TESTING	36.00
			CA41635-0030	032373	660-6300-471.23-32	COLIFORMS	242.00
			CA41636-0030	032373	660-6300-471.23-32	WATER TESTING	84.00
			CA41688-0030	032373	680-8000-454.23-32	WASTEWATER TESTING	36.00
			CB40062-0030	032373	660-6300-471.23-32	COLIFORMS	242.00
			CB40063-0030	032373	680-8000-454.23-32	WASTEWATER TESTING	36.00
			CB40106-0030	032373	660-6300-471.23-32	COLIFORMS	154.00
			CB40428-0030	032373	660-6300-471.23-32	WATER TESTING	84.00
			CB40982-0030	032373	680-8000-454.23-32	WASTEWATER TESTING	36.00
			CB40983-0030	032373	660-6300-471.23-32	COLIFORMS	242.00
			CB41189-0030	032373	660-6300-471.23-32	WATER TESTING	56.00
			CB41241-0030	032373	660-6300-471.23-32	COLIFORMS	242.00
			CB41362-0030	032373	660-6300-471.23-32	WATER TESTING	1,548.00
190508	2/29/2024	BEAUMONT BASIN WATERMASTER	B-277		660-6300-471.42-43	COSTS - DUDEK TO UPDATE WM NO. 24-03	3,000.00
190509	2/29/2024	BEAUMONT DO IT BEST HOME CENTER	538594	032278	110-5500-461.90-37	CONCRETE MIX	66.27
			538640	032278	110-5500-461.90-37	THREADED ROD	11.60
			538842	032277	001-4000-461.30-02	WOOD SEAT	13.24
			538882	032277	001-4050-461.36-00	DOOR MAT	15.06
			538931	032304	704-3200-412.30-02	TOOLS/SUPPLIES	18.08
			538993	032304	704-3200-412.30-02	TOOLS/SUPPLIES	8.68
			539136	032304	704-3200-412.30-02	TOOLS/SUPPLIES	15.06
			539138	032304	704-3200-412.30-02	TOOLS/SUPPLIES	16.56
			539171	032278	001-3600-461.30-01	KEY AND KEY RINGS	36.55
			539203	032304	704-3200-412.30-02	TOOLS/SUPPLIES	9.78
			539218	032278	001-3600-461.38-54	KNIT COVER AND PRIMER	30.78
			539232	032304	704-3200-412.30-02	TOOLS/SUPPLIES	167.08
			539252	032277	001-4000-461.36-00	ANGLER BROOM	16.15
			539281	032304	704-3200-412.30-02	TOOLS/SUPPLIES	1.93
			539299	032304	704-3200-412.30-02	TOOLS/SUPPLIES	109.86
			539358	032187	001-2400-422.36-00	MISC HDWE/FIRE ADMIN	32.94
			539444	032304	704-3200-412.30-02	TOOLS/SUPPLIES	14.49
			539504	032304	704-3200-412.30-02	TOOLS/SUPPLIES	281.95
			539523	032304	704-3200-412.30-02	KEY ASSORTMENT	7.96
190510	2/29/2024	BEAUMONT SAFE & LOCK	76418	032435	001-3600-461.30-01	PADLOCKS AND KEYS	322.93

City of Banning
Warrant List Detail February 2024

Warrant Number	Warrant Date	Vendor Name	Invoice Number	P.O. Number	Account Number	Payment Description	Warrant Amount
190511	2/29/2024	BENHAR, CHANDA	EYEWEAR FY2024		001-2210-421.25-10	EMPLOYEE EYEWEAR REIMB IBEW GENERAL MOU BENHAR	250.00
190512	2/29/2024	CA. DEPT OF TRANSPORTATION	SL240434		100-4900-431.26-02	SIGNALS & LIGHTING OCT 2023-DEC 2023	2,498.75
190513	2/29/2024	CALIFORNIA WATER ENVIRONMENT	FY24 DUES433239		660-6300-471.23-03	COLLECTION SYS MAIN GRD 1 JEREMY MIKESELL	98.00
						CWEA ASSOC DUES JEREMY MIKESELL	221.00
190514	2/29/2024	CAMPA, ERIC	FUEL 1/22-2/2		001-2200-421.23-06	MOTOR ACADEMY TRAINING FUEL 1/22-2/2 CAMPA	205.76
			FUEL 1/7-1/19		001-2200-421.23-06	MOTOR ACADEMY TRAINING FUEL 1/7-1/19 CAMPA	107.13
190515	2/29/2024	CANON FINANCIAL SERVICES, INC	32041962	032336	001-4000-461.32-06	COPIER LEASE	178.45
					660-6300-471.32-06	COPIER LEASE	178.45
					670-7000-473.32-06	COPIER LEASE	712.01
					705-4500-412.32-06	COPIER LEASE	685.25
					761-3100-480.32-06	COPIER LEASE	127.70
190516	2/29/2024	CASC ENGINEERING AND CONSULTING INC	0050640	032079	100-4900-431.90-10	DESIGN OF SAN G & RLROAD	473.75
190517	2/29/2024	CDW GOVERNMENT, INC	NZ41858	032272	761-3110-480.89-48	DELL 7010	1,247.26
			PF64886	032272	761-3100-480.89-48	2 DELL MON ,1 CANON SCAN	585.50
			PJ00354	032208	001-1910-412.89-48	DELL LAT 5440 I7-1365U	1,922.99
			PJ36567	032272	761-3100-480.89-48	DELL LAT & RECYCLE FEE	1,203.66
190518	2/29/2024	CELL BUSINESS EQUIPMENT (CBE)	IN2710039	032335	001-4000-461.30-06	COPIER MAINTENANCE	122.39
					660-6300-471.30-06	COPIER MAINTENANCE	13.72
					670-7000-473.30-06	COPIER MAINTENANCE	376.32
					705-4500-412.30-06	COPIER MAINTENANCE	379.34
					761-3100-480.30-06	COPIER MAINTENANCE	48.90
190519	2/29/2024	CICCS	FEBRUARY 2024		001-0000-204.62-00	PET INSURANCE FEBRUARY 2024	61.48
			JANUARY 2024		001-0000-204.62-00	PET INSURANCE JANUARY 2024	61.48
190520	2/29/2024	CINTAS CORPORATION	4182054146	032322	660-6300-471.25-02	UNIFORMS	205.12
					680-8000-454.25-02	UNIFORMS	57.50
			4182787359	032322	660-6300-471.25-02	UNIFORMS	205.12
					680-8000-454.25-02	UNIFORMS	57.50
			4183497144	032319	100-4900-431.25-02	UNIFORM SERVICES	89.68
					704-3200-412.25-02	UNIFORM SERVICES	4.52
			4184213828	032431	702-3800-480.25-02	FLEET UNIFORMS	74.21
			4184213898	032432	610-5800-434.25-02	TRANSIT UNIFORMS	106.96
					610-5850-434.25-02	TRANSIT UNIFORMS	11.13
			4184213962	032319	100-4900-431.25-02	UNIFORM SERVICES	89.68
					704-3200-412.25-02	UNIFORM SERVICES	4.52
			4184214018	032318	670-7000-473.25-02	UNIFORM CLEANING SERVICES	344.52
190521	2/29/2024	CONCENTRA MEDICAL CENTERS	81949063		001-1300-412.33-32	PRE-EMPLOYMENT PHYSICALS DOT RE-CERT PHYSICAL	136.00
190522	2/29/2024	CORE & MAIN, LP	S781191		660-0000-131.00-00	INVENTORY PO NUM 032355	1,546.38
			T080212		660-0000-131.00-00	INVENTORY PO NUM 032355	429.13
			T301633		660-0000-131.00-00	INVENTORY PO NUM 032355	982.68
			T658328		660-0000-131.00-00	INVENTORY PO NUM 032355	8,155.00
			U242961		660-0000-131.00-00	INVENTORY PO NUM 032355	1,811.17
190523	2/29/2024	COST RECOVERY SYSTEMS, INC	2024-7	032608	705-4500-412.33-11	FY23-24 CLAIMING CONTRACT	7,250.00
190524	2/29/2024	COUNSELING TEAM INTERNATIONAL, THE	90165		700-5040-480.23-07	PSYCH ASSESSMT SVC JANUARY 2024	325.00
			90171		700-5040-480.23-07	PSYCH ASSESSMT SVC JANUARY 2024	325.00
190525	2/29/2024	DELTA DENTAL INSURANCE COMPANY	JANUARY 2024		001-0000-204.32-00	DENTAL HMO JANUARY 2024	1,043.69
190526	2/29/2024	E.R. BLOCK PLUMBING	141091	030133	660-6300-471.33-11	BACKFLOW TESTS	810.00
190527	2/29/2024	FAITH IN ACTION	#12	032046	810-9700-490.90-59	OPV SERVICES	15,528.09
190528	2/29/2024	FAST LUBE & TUNE	108792	032454	702-3800-480.30-05	OIL CHANGE #38	63.16
190529	2/29/2024	FERRELLGAS LP	2035886489	032414	660-6300-471.36-08	GAS TANK RENTAL	1,420.03
190530	2/29/2024	FRONTIER COMMUNICATIONS	2091885918FEB24		001-2200-421.26-05	209-188-5918 FEBRUARY 2024	43.23
					001-2400-422.26-05	209-188-5918 FEBRUARY 2024	604.86
					001-4000-461.26-05	209-188-5918 FEBRUARY 2024	342.75
					610-5800-434.26-05	209-188-5918 FEBRUARY 2024	393.55
					660-6300-471.26-05	209-188-5918 FEBRUARY 2024	875.33
					670-7000-473.26-05	209-188-5918 FEBRUARY 2024	157.78
					702-3800-480.26-05	209-188-5918 FEBRUARY 2024	(66.21)
					705-4500-412.26-05	209-188-5918 FEBRUARY 2024	96.05
			2131817186FEB24		703-3700-480.30-17	213-181-7186 2/19/24-3/18/24	468.88

City of Banning
Warrant List Detail February 2024

Warrant Number	Warrant Date	Vendor Name	Invoice Number	P.O. Number	Account Number	Payment Description	Warrant Amount
190531	2/29/2024	GARDA CL WEST INC	20592620	031919	761-3100-480.23-43	EXCESS ITEMS-JAN 2024	35.71
190532	2/29/2024	GAS COMPANY, THE	03292684002FB24		001-4000-461.26-06	COMM CENTER 01/16/24-02/14/24	201.86
			03442480665FB24		704-3200-412.26-06	2041 W NICOLET ST 01/11/24-02/09/24	121.85
			05192710001FB24		001-3600-461.26-06	PARKS & REC 01/16/24-02/14/24	21.63
			05602682006FB24		001-2400-422.26-06	172 N MURRAY ST 01/16/24-02/14/24	642.91
			09142474007FB24		001-4050-461.26-06	SENIOR CENTER 01/16/24-02/14/24	489.57
			16108344439FB24		001-4010-461.26-06	AQUATICS 01/16/24-02/08/24	61.42
190533	2/29/2024	GRAINGER	9029011260	032313	702-3800-480.38-52	VIB ISOLATION MNT	60.47
190534	2/29/2024	GREEN DREAM INTERNATIONAL LLC	GDIAH-032412-5	032412	660-6300-471.45-17	CLASS II BASE & SAND	1,071.97
190535	2/29/2024	HAZEN AND SAWYER	20062-001-45	029243	661-6300-471.90-78	DRILL CONS DEV TEST OF C8	6,724.58
					661-6300-471.95-08	DRILL CONS DEV TEST OF C8	15,683.22
190536	2/29/2024	HIXSON, JOSHUA	GUN LOAN FY24		001-0000-116.21-01	EMPLOYEE GUN LOAN JOSHUA HIXSON	2,700.00
190537	2/29/2024	HOME DEPOT #8987	3011266	032194	704-3200-412.36-00	TOOLS/SUPPLIES	29.06
			303737		001-3600-461.30-06	MAN AUGER RENTAL 032449	77.33
			6611148	032314	670-7000-473.45-16	GROUND ROD DRIVER	122.74
			9374644	032194	704-3200-412.30-02	TOOLS/SUPPLIES	98.98
190538	2/29/2024	IMPERIAL SUPPLIES, LLC	I0019C0511	032315	702-3800-480.38-52	SUPPLIES	208.94
			I0019E4491	032315	702-3800-480.38-52	TIRE REPAIR SUPPLIES	48.80
			I0019E9021	032315	702-3800-480.38-52	ASST GATES SUPPLIES	266.88
190539	2/29/2024	INFOSEND, INC	256901	031981	761-3100-480.23-02	UB BILL SRVC 2/9/24	107.72
					761-3100-480.23-04	UB BILL SRVC 2/9/24	864.15
					761-3100-480.33-11	UB BILL SRVC 2/9/24	225.31
190540	2/29/2024	INNOVATIVE FEDERAL STRATEGIES	112023	032524	705-4500-412.33-11	FEDERAL LOBBYING	4,500.00
			COB012024	032524	705-4500-412.33-11	FEDERAL LOBBYING	5,153.47
190541	2/29/2024	JOE A GONSALVES & SON	161387	032066	001-1000-411.33-11	STATE LOBBYING	1,400.00
					660-6300-471.33-11	STATE LOBBYING	1,400.00
					670-7000-473.33-11	STATE LOBBYING	350.00
					680-8000-454.33-11	STATE LOBBYING	350.00
190542	2/29/2024	KEMIRA WATER SOLUTIONS INC	9017817825	032664	680-8000-454.36-08	FERRIC SULFATE SOLUTION	4,996.01
190543	2/29/2024	KOSMONT & ASSOCIATES, INC	2109.6-665	031338	001-1210-412.33-11	CRIA FORMATION	2,501.20
190544	2/29/2024	LIEBERT CASSIDY WHITMORE	257584		700-5300-480.33-04	GENERAL # BA060-00001	2,309.00
			258495		700-5300-480.33-04	NEGOTIATIONS 2022 # BA060-00049	4,785.00
			258496		700-5300-480.33-04	ERMA # BA060-00050	2,112.00
			258510		700-5300-480.33-04	ERMA # BA060-00051	3,484.50
			258525		700-5300-480.33-04	HEALTH REOPEMER NEG # BA060-00053	2,566.50
190545	2/29/2024	MC AVOY & MARKHAM	17093	032560	761-3110-480.30-06	2 PROBES, OPTICAL PORT	406.00
190546	2/29/2024	MC CALL'S METER SALES	36453	032357	660-6300-471.45-06	METER SUPPLIES	367.20
190547	2/29/2024	MILSOFT UTILITY SOLUTIONS, INC	20240295		670-7000-473.90-49	HOSTED TEXTING MONTHLY DECEMBER 2023	1,929.00
			20240810		670-7000-473.90-49	HOSTED TEXTING MONTHLY JANUARY 2024	1,929.00
190548	2/29/2024	MONTES, NATHAN	TUITION JAN24		001-2200-421.25-09	1 CLASS U OF PHOENIX PER BPOA MOU MONTES	1,219.00
190549	2/29/2024	MYERS & SONS HI-WAY SAFETY INC.	153388	032196	100-4900-431.89-54	STREET SIGNS/SUPPLIES	1,536.60
190550	2/29/2024	OLIN CORPORATION	900361801	032622	660-6300-471.36-08	SODIUM HYPOCHLORITE	6,827.94
190551	2/29/2024	ONESOURCE DISTRIBUTORS	S7403335.001		670-0000-131.00-00	ELAST 655CA; BLKBRN WR-28 PO NUM 032719	1,921.83
			S7403335.002		670-0000-131.00-00	BURNDY CCO COVER PO NUM 032719	495.65
190552	2/29/2024	PACKHAM & TOOMEY, INC	2024069	032567	702-3800-480.30-06	MTHLY OPER INSPECTION	135.00
190553	2/29/2024	PALLET PBC	201406	032672	810-0000-232.00-00	(4) PALLET SHELTERS RETAINAGE	(3,316.78)
					810-9700-490.90-59	(4) PALLET SHELTERS	66,335.34
190554	2/29/2024	PARKHOUSE TIRE, INC.	2010888384	032427	702-3800-480.38-52	TIRES #320	1,546.52
190555	2/29/2024	PARTS AUTHORITY	060-569111	032423	702-3800-480.38-52	RADIATOR #225	177.74
			062-943774	032423	702-3800-480.38-52	BRAKE PAD #833	182.14
			062-944280	032423	702-3800-480.38-52	THERMOSTAT #225	79.12
			062-944646	032423	702-3800-480.38-52	OIL SEAL #840	14.20
			062-947115	032423	702-3800-480.38-52	BULB STOCK	6.37
			062-949793	032423	702-3800-480.38-52	RADIATOR RET DEFECT	177.74
			091-058295	032423	702-3800-480.38-52	BTTY CORE CREDITS	(47.42)
			091-058324	032423	702-3800-480.38-52	BTTY CORE CREDIT	(23.71)
			091-323693	032423	702-3800-480.38-52	12 VOLT PASS CA #232	303.98
190556	2/29/2024	PRO-MOTORS COLLISION REPAIR	93266	031946	702-3800-480.30-05	REPAIR/PARTS #03	3,743.31

City of Banning
Warrant List Detail February 2024

Warrant Number	Warrant Date	Vendor Name	Invoice Number	P.O. Number	Account Number	Payment Description	Warrant Amount
190557	2/29/2024	RICK ENGINEERING COMPANY	19973(1)		660-6300-471.95-10	DESIGN OF RAMSEY-WA MAIN 032645	49,973.85
190558	2/29/2024	RIV. CO. DEPT OF ENVIRONMENTAL	IN0501666		100-4900-431.23-24	PEST ERADICATION SVC OCT 2023-DEC 2023	2,487.41
190559	2/29/2024	RON'S BEE SERVICE	321	032728	001-3600-461.30-01	BEE REMOVAL	650.00
190560	2/29/2024	RUSH, ADAM	APA DUES FY2024		001-2800-441.23-03	PROF DUES REIMB PER CONTRACT-RUSH	933.00
190561	2/29/2024	RWC GROUP	XA301149875:01	032256	702-3800-480.38-52	DEFROST CTRL VALVE #242	212.84
190562	2/29/2024	SERVIAM BY WRIGHT LLP	32358	032119	700-5300-480.33-04	CODE ENFORCEMENT	6,546.60
190563	2/29/2024	SOCAL PROPANE LLC	50217	032683	001-2310-424.26-06	ARE PROPANE	895.68
190564	2/29/2024	SOUTHERN CALIFORNIA EDISON	183084312FEB24		660-6300-471.23-42	WELL 12 LATE FEE	0.47
					660-6300-471.26-04	WELL 12 01/11/24-02/11/24	384.88
			360580366FEB24		660-6300-471.23-42	DEL RITA BOOSTER LATE FEE	0.46
					660-6300-471.26-04	DEL RITA BOOSTER 01/11/24-02/11/24	86.55
190565	2/29/2024	STAPLES BUSINESS ADVANTAGE	3557731386	032453	001-4000-461.89-46	OFFICE CHAIR	148.70
			3558529872	032343	704-3200-412.36-03	JANITORIAL SUPPLIES	825.25
			3558529873	032198	001-3000-442.36-00	CREDIT FOR INV#3558529874	(7.21)
			3558529874	032198	001-3000-442.36-00	PEN REFILLS	7.21
			3558610833	032222	660-6300-471.36-00	OFFICE ITEMS	186.15
			3559200052	032198	001-3000-442.36-00	OFFICE SUPPLIES	39.81
			3559490930	032284	761-3100-480.36-00	UB OFFICE SUPPLIES	92.57
190566	2/29/2024	TEC EQUIPMENT, INC	1715221F	032260	702-3800-480.38-52	PLUG KITS 245/242	826.65
190567	2/29/2024	TEXAS LIFE INSURANCE COMPANY	NOVEMBER 2023		001-0000-204.30-00	TEXAS LIFE INSURANCE NOVEMBER 2023	6,293.18
190568	2/29/2024	UTLEY, AMBER	EYEWEAR FY24		670-7000-473.25-10	EMPLOYEE EYEWEAR REIMB PER IBEW UTILITY MOU	155.00
190569	2/29/2024	VECTORUSA	98004	032111	110-5500-461.90-37	REPPLIER CAMERA	21,935.98
190570	2/29/2024	VEOLIA WATER CONTRACT OPERATIONS US	9000137506	031245	680-8000-454.23-38	BANNING O&M FEB	73,434.00
190571	2/29/2024	VISION SECURITY SYSTEMS	20606	032697	704-3200-412.23-19	RUBBER MOLD FOR KEY PADS	293.76
190572	2/29/2024	WALLACE, COLLEEN	MILEAGE FEB24		001-1000-411.23-05	MEETINGS - MILEAGE FEBRUARY 2024	81.87
190573	2/29/2024	WALTER STANLEY COS, LLC	B053571A	032287	704-3200-412.30-02	PLEAT	254.56
190574	2/29/2024	WATER ENVIRONMENT FEDERATION	000347388		660-6300-471.23-03	WEF MEMBERSHIP HAHN ID 17864940	166.00
190575	2/29/2024	WESTERN WATER WORKS SUPPLY CO	1140172-00		660-0000-131.00-00	INVENTORY PO NUM 032418	102.90
				032418	660-6300-471.45-16	INVENTORY	377.13
			1140172-01		660-0000-131.00-00	INVENTORY PO NUM 032418	377.13
			1141857-00	032418	660-6300-471.45-16	CREDIT MEMO FOR INVENTORY	(377.13)
			1408207-00		660-0000-131.00-00	INVENTORY PO NUM 032418	191.69
190576	2/29/2024	WILLIAMS SCOTSMAN, INC	9020212465	032201	810-9700-490.90-59	BRYANT SHELTER OFFICES	859.63
190577	2/29/2024	XENIA PACIFIC, INC	6162	032440	001-4000-461.23-02	POSTER AND BANNER CHANGE	121.22
9007785	2/1/2024	CA. ST. BOARD OF EQUALIZATION	2024-QTR 2		001-0000-201.10-00	SALES & USE TAX RETURN FY2024 QTR 2	498.00
9007786	2/1/2024	EMPOWER ANNUITY INSURANCE COMPANY	PPE 01/21/2024		001-0000-204.16-00	457 LOAN PAYMENTS PPE 01/21/24 PD 01/26/24	8,076.49
						457 PRE TAX CONTRIBUTIONS PPE 01/21/24 PD 01/26/24	34,118.50
						457 ROTH CONTRIBUTIONS PPE 01/21/24 PD 01/26/24	1,759.00
9007787	2/6/2024	WELLS FARGO BANK	PPE 01/21/2024		001-0000-204.80-14	VEBA CONTRIBUTIONS PPE 01/21/24 PD 01/26/24	400.00
9007788	2/6/2024	WELLS FARGO CARD SERVICES INC	WELLS ONE JAN24		001-0000-201.10-00	AMERICAN FLOOR MATS SALES TAX	(38.67)
						CPS HR CONSULTING SALES TAX	(52.43)
						MCX CORE BRANDS SALES TAX	(44.32)
					001-1000-411.23-05	BEAUMONT CHAMBER OF C WALLACE CITIZEN OF THE YE	75.00
						BEAUMONT CHAMBER OF COMME WALLACE STATE OF THE DIST	100.00
						INLANDEEVENT TICKET WALLACE BANK & FIN CONF	125.00
						LOCC WALLACE RIV CNTY DIV MTG	45.00
						LOCC WALLACE RIV CNTY DUAL DIV	45.00
						MONTEREY PLAZA HOTEL WALLACE PARKING-LOCC	132.91
						RIVERSIDE CNTY OFC EDUC 3 WALLACE STATE OF EDUC	45.00
					001-1200-412.23-03	APPLE.COM/BILL APPLE ICLOUD STORAGE	0.99
						CONSTANT CONTACT CM NEWSLETTER	110.00
					001-1200-412.36-00	ACCO BRANDS DIRECT OFFICE NOTICE BOARDS	30.17
						ETSY, INC. NAMES NOTICE BOARDS	34.44
					001-1210-412.23-03	COSTAR GROUP INC COM PROP LISTINGS & INFO	387.00
					001-1210-412.23-05	CHAMBER CA LOPEZ COB SUNRISE	25.00
						FRANCE MEDIA 2/13 LOPEZ REAL ESTATE CONF	199.00
					001-1220-412.23-05	CHAMBER CA RILEY COB SUNRISE	25.00
					001-1300-412.23-01	CANVA ADVERTISING CREATION	12.99

Warrant Number	Warrant Date	Vendor Name	Invoice Number	P.O. Number	Account Number	Payment Description	Warrant Amount
9007788	2/6/2024	WELLS FARGO CARD SERVICES INC	WELLS ONE JAN24		001-1300-412.23-04	USPS EXPRESS BENNETT-CALPERS FORM	30.45
					001-1300-412.23-05	BREEZE AIRWAY 2/9 JEWS LCW CONF	70.00
						HILTON 5/18-23 JEWS CAL HR CONF DEP	269.63
						IWC FOUNDATION JEWS DWC EDU SESS REG	525.00
						IWC FOUNDATION WALKER DWC EDU SESS REG	525.00
						SOUTHWEST 2/6 JEWS LCW CONF	79.98
						UNITED 2/6 WALKER LUGGAGE LCW CONF	30.00
						UNITED 2/6 WALKER PRE-BOARDING LCW	17.00
						UNITED 2/6-9 WALKER LCW CONF	316.88
						UNITED 2/9 WALKER LUGGAGE LCW CONF	30.00
						UNITED 2/9 WALKER PRE-BOARDING LCW	17.00
					001-1300-412.36-00	AMZN MKTP US CALENDARS (2)	34.46
						AMZN MKTP US CALENDARS (2) REFUND	(34.46)
						AMZN MKTP US LAPTOP BAG	42.53
					001-1300-412.36-07	DONUT FACTORY CD STAFF MTG	20.45
						DOORDASH CONSUELOS LUNCH W/CONSULTANT	57.61
						DOORDASH INT PANEL-ENV COORDINATOR	58.73
						ZEN 1/17 457 CONSULTANT-EDU SESS	94.98
					001-1300-412.41-17	CPS HR CONSULTING TEST-WATER SVC WORKERS	728.93
					001-1400-412.23-03	IIMC CALDERON ANNUAL DUES	225.00
						IIMC PATTON ANNUAL DUES	125.00
						NAOP PATTON ANNUAL DUES	119.00
					001-1900-412.23-03	CSMFO DATUIN MEMBERSHIP	135.00
					001-1900-412.23-05	LYFT RIDE 1/30 5PM CSMFO CONF TO HOTEL	10.30
						LYFT RIDE 1/30 7PM CSMFO CONF TO HOTEL	10.45
					001-1900-412.36-00	SAFEGUARD BUSINESS SYS W2 FORMS/ENVELOPES	365.75
					001-1900-412.89-46	WAYFAIR BOGARD CHAIRS	424.24
					001-1910-412.23-02	123INKJETS.COM PRINTER TONER	107.74
					001-1910-412.23-03	NIGP MEMBERSHIP	130.00
						NIGP MEMBERSHIP CONTINUING EDUCATION	390.00
					001-1910-412.23-05	CAPPO 1/21-1/24 HEIDT CAPPO CONF REG	495.00
						HOTEL ZOSO 1/21-24 HEIDT CAPPO CONF	884.53
						HOTEL ZOSO 1/21-24 MASON CAPPO CONF	931.23
						HOTEL ZOSO 1/21-24 MUNOZ CAPPO CONF	931.23
						HOTEL ZOSO 1/21-24 ROWLAND CAPPO CONF	931.23
					001-1910-412.36-00	SAFEGUARD BUSINESS SYS 1099 FORMS/ENVELOPES	245.28
					001-2060-446.23-03	YOUTUBEPREMIUM YOUTUBE SUBSCRIPTION	13.99
					001-2200-421.23-01	NEW EQUITY PRODUCTION RSA BANQUET SPONSOR	1,001.99
					001-2200-421.23-04	FEDEX OVERNIGHT SVC	201.75
					001-2200-421.23-05	EXXON SNACK ATTACK GAS FOR DEPT VEHICLE	98.33
					001-2200-421.23-06	AYRES HOTEL 1/14-20 CAMPA BASIC MC TRAINING	1,174.62
						AYRES HOTEL 1/21-1/27 CAMPA PRE-MC TRAINING	1,155.89
						AYRES HOTEL 1/28-2/3 CAMPA BASIC MC TRAINING	1,137.16
						AYRES HOTEL 1/7-13 CAMPA PRE-MC TRAINING	1,174.62
						COURTYARD MARRIOTT 1/6 CAMPA CREDIT	(71.32)
						HILTON 1/11-1/12 NOTTINGHAM DUI TRAINING	369.78
						LCW 2/7-2/9 S AVILA REG CONF	1,120.00
						RVSD SHERIFF 3/18 HUBBURT TRAF COLLISION	277.07
						UNITED 2/6 S AVILA LCW CONF	174.10
						UNITED 2/9 S AVILA LCW CONF	251.30
					001-2200-421.30-05	STATEWIDE TOWING BANNING TIRE CHANGE REPAIR #34	150.00
						STATEWIDE TOWING BANNING TOW VEHICLE REPAIR	233.00
					001-2200-421.36-00	AMZN MKTP US CAMPA MOTOR SUPPLIES	195.42
						AMZN MKTP US RETURNED LIGHT	(538.74)
						BEAUMONT DO IT BEST MARKING PAINT SUPPLIES	154.99
						BEST BUY TV'S-PD LOBBY (6)	2,723.20
						HARBOR FREIGHT TOOLS VEHICLE JACK SUPPLIES	199.33
						HOBBY-LOBBY CASES FOR BADGES	11.84

Warrant Number	Warrant Date	Vendor Name	Invoice Number	P.O. Number	Account Number	Payment Description	Warrant Amount
9007788	2/6/2024	WELLS FARGO CARD SERVICES INC	WELLS ONE JAN24		001-2200-421.36-00	SMART AND FINAL LYSOL	45.32
					001-2200-421.36-01	AMZN MKTP US FISHER ACADEMY SUPPLIES	100.94
						DOOLEY ENTERPRISES INC AMMO FOR DEPT TRAINING	4,973.74
						FAADRONEZONE PERMIT/LIC DRONE PROG	15.00
						PROFORCE LAW ENFORCEMENT SHOT GUN SLIDES	324.25
						PROFORCE LAW ENFORCEMENT TASER HOLSTERS (4)	439.36
						PROFORCE LAW ENFORCEMENT TSR X2 SMART WEAPON (2)	3,523.47
					001-2200-421.36-04	GALLS CAMPA UNIFORM TRAFFIC	271.83
						MCX CORE BRANDS SMITH FBI UNIFORM	616.20
					001-2200-421.36-07	ALBERTSONS ARCCOPS MEETING	84.93
						DOMINOS 12/30 DUI CHECKPOINT	63.51
						DONUT DE LITE ARCCOPS MEETING	29.98
						STARBUCKS COFFEE-DIRECTORS MTG	20.00
						STARBUCKS STORE ARCCOPS MEETING	40.00
					001-2210-421.23-06	RVSD SHERIFF 3/4 AYALA DISPATCH TRNG	380.07
					001-2700-442.23-03	CALBO GONZALEZ MEMBERSHIP	245.00
					001-2700-442.89-49	ACCESS TOOLKIT 1 YEAR SUBSCRIPTION	597.00
					001-2740-442.23-03	CACEO CHACON MEMBERSHIP	100.00
						CACEO FRANCO MEMBERSHIP	100.00
						CACEO MARTINEZ MEMBERSHIP	100.00
					001-2800-441.36-00	AMAZON STAFF IN/OUT BOARD	185.32
					001-3000-442.23-03	ENGINEERS BD ENGINEERING LIC RENEWAL	180.00
					001-3200-412.36-00	THE HOME DEPOT CUBICLE POWER STRIPS	66.19
					001-4000-461.23-03	SPOTIFY MUSIC SUBSCRIPTION	10.99
					001-4000-461.36-00	AMERICAN FLOOR MATS RUGS FOR BUILDINGS	537.59
					001-4000-461.36-09	EPIC SPORTS SOCCER CLINIC BALLS	654.45
					001-4000-461.36-11	LIVING DESERT ZOO 1/27 SCAVENGER HUNT SUPPLIES	46.33
						PANERA BREAD OEP LIVING DESERT	909.34
					001-4000-461.42-32	NATHISTMUSEUMSLAC 2/10 DEPOSIT 56 PARTICIPANTS	307.72
						THE LIVING DESERT 1/27 ENTRY 60 PARTICIPANTS	2,067.00
					001-4000-461.89-46	ULINE CHAIRS FOR ARMORY	788.11
					001-4000-461.89-49	WHENIWORK.COM SCHED SOFTWARE	125.00
					001-4050-461.36-00	DOLLAR TREE BINGO SUPPLIES	127.39
						HOBBY-LOBBY TABLE CENTERPIECES	106.06
					001-5400-446.41-86	CHERRY VALLEY FEED HAY BALES FOR PARADE	109.88
					600-5100-435.36-12	AGRICULTURAL COMMISSIONER AG. COMMISSION FEE	148.20
						AGRICULTURAL COMMISSIONER CONVENIENCE FEE	3.38
					660-6300-471.30-06	OPTO 22 OPTO 22 SCADA BOARD	255.56
					670-7000-473.23-05	AMERICAN AIR 2/18-23 SORIANO MILSOFT TRAINING	484.70
						AMERICAN AIR 2/18-23 UTLEY MILSOFT TRAINING	484.70
						EMBASSY SUITES 2/21-23 SORIANO-MILSOFT DEPOSIT	199.36
						EMBASSY SUITES 2/21-23 UTLEY-MILSOFT DEPOSIT	199.36
						EMBASSY SUITES 2/22-23 SORIANO-MILSOFT DEPOSIT	199.36
						EMBASSY SUITES 2/22-23 UTLEY-MILSOFT DEPOSIT	199.36
					670-7000-473.23-06	MILSOFT UTILITY SOL 2/19- SORIANO-TRAINING	1,500.00
						MILSOFT UTILITY SOL 2/19- UTLEY-TRAINING	1,500.00
						MILSOFT UTILITY SOL 2/21- SORIANO-TRAINING	1,500.00
						MILSOFT UTILITY SOL 2/21- UTLEY-TRAINING	1,500.00
						UTILITY ENERGY FORUM 4/24 YOUNG REGISTRATION	1,330.00
						UTILITY ENERGY FORUM REFUND FOR TRAINING FEE	(100.00)
					670-7000-473.36-00	FAST 5 XPRESS BEAUMONT CAR WASH FOR VEHICLES	39.99
						SAMSCLUB.COM BREAKROOM SUPPLIES	62.81
					670-7000-473.45-16	SOUTHERN CALIFORNIA WEST PVC ELBOW & PVC REDUCER	348.70
					675-7020-473.23-03	NETWORK SOLUTIONS SECURITY SUBSCRIPTION	19.98
						NETWORK SOLUTIONS WEB SECURITY	4.99
					675-7020-473.23-06	UTILITY ENERGY FORUM 4/24 ROCKWELL REGISTRATION	1,230.00
					675-7020-473.42-86	CED BREAKER-COB EV CHARGER	2,995.45
					690-9600-453.41-46	DONUT DE LITE BULKY ITEM DAY FOOD	29.98

City of Banning
Warrant List Detail February 2024

Warrant Number	Warrant Date	Vendor Name	Invoice Number	P.O. Number	Account Number	Payment Description	Warrant Amount
9007788	45328	WELLS FARGO CARD SERVICES INC	WELLS ONE JAN24		690-9600-453.41-46	SMART AND FINAL BULKY ITEM DAY FOOD	98.30
						SUPER SUBS+ BULKY ITEM DAY FOOD	333.67
						XENIA PACIFIC, INC. BULKY ITEM EVENT BANNER	754.25
					702-3800-480.23-06	CA RURAL WATER ASSOC GENERATOR MAIN TRNG	500.00
						CA RURAL WATER ASSOC REFUND-GEN MAINT TRNG	(300.00)
					702-3800-480.36-00	COSTCO WHSE BREAKROOM COFFEE	29.99
					702-3800-480.38-52	EBAY PLASTIC OIL CAPS #358	51.18
					703-3700-480.89-49	MICROSOFT 365 LIC-NEW USERS (10)	2,760.00
					761-3100-480.36-00	LA CASITA SEN UB & MGRS MEETING	148.64
					810-9700-490.90-59	GREYHOUND OPV RETURNING HOME	265.54
						GUS JR NO7 COMMUNITY CLEAN UP DAY	9.70
						MAY CHINESE RESTAURANT COMMUNITY CLEAN UP DAY	60.05
						RITE AID 05672 COMMUNITY CLEAN UP DAY	462.65
						RITE AID OPP VIL VOL-CLEAN UP DAY	380.00
9007789	2/6/2024	EMPOWER ANNUITY INSURANCE COMPANY	PPE 12/10/2023-		001-0000-204.16-00	457 LOAN PAYMENTS PPE 12/10/23 PD 12/15/23	866.11
						457 PRE TAX CONTRIBUTIONS PPE 12/10/23 PD 12/15/23	3,372.86
						457 ROTH CONTRIBUTIONS PPE 12/10/23 PD 12/15/23	130.00
9007790	2/8/2024	CA. ST. PUBLIC EMPLOYEES	100000017420565		001-0000-204.31-00	ANTHEM BL CROSS FEBRUARY 2024	1,682.26
						ANTHEM BL CROSS FEBRUARY 2024 (RETRO)	1,682.26
						BL SHIELD ACCESS FEBRUARY 2024	18,764.92
						BL SHIELD TRIO FEBRUARY 2024	77,938.63
						KAISER HMO FEBRUARY 2024	68,021.27
						KAISER HMO FEBRUARY 2024 (RETRO)	754.64
						PERS GOLD FEBRUARY 2024	4,868.74
						PERS PLATINUM FEBRUARY 2024	5,657.35
					001-1300-412.15-52	PA BILLING ER SHARE-RETIR FEBRUARY 2024	70.65
					001-1300-412.41-18	ADMIN FEE FOR ACTIVE FEBRUARY 2024	573.98
					001-1300-412.41-19	ADMIN FEE FOR RETIRED FEBRUARY 2024	28.97
9007791	2/8/2024	CA. ST. PUBLIC EMPLOYEES	100000017420566		001-0000-204.31-00	BL SHIELD ACCESS FEBRUARY 2024	1,967.29
						BL SHIELD TRIO FEBRUARY 2024	1,832.19
						BL SHIELD TRIO FEBRUARY 2024 (RETRO)	(1,832.19)
						PERS PLATINUM FEBRUARY 2024	1,131.47
					001-1300-412.41-18	ADMIN FEE FOR ACTIVE FEBRUARY 2024	9.92
9007792	2/8/2024	CORPORATION SERVICE COMPANY	8345718-020624		001-1400-412.23-07	PROCESSING FEES (5) RIV CO RECORDER OFFICE	35.00
					001-2740-442.23-07	LIEN RELEASE FEES APN 541-133-016	100.00
9007793	2/9/2024	WELLS FARGO BANK	PPE 02/04/2024		001-0000-204.10-00	PAYROLL PPE 02/04/24 PD 02/09/24	604,332.15
9007794	2/12/2024	CA. ST. EMPLOYMENT DEV. DEPT.	PPE 02/04/2024		001-0000-204.12-00	STATE INCOME TAX PPE 02/04/24 PD 02/09/24	45,594.21
9007795	2/12/2024	INTERNAL REVENUE SERVICE	PPE 02/04/2024		001-0000-204.11-00	FEDERAL INCOME TAX PPE 02/04/24 PD 02/09/24	103,758.33
					001-0000-204.13-00	FICA MEDICARE/REGULAR PPE 02/04/24 PD 02/09/24	145,278.60
9007796	2/12/2024	TASC	PPE 02/04/2024		001-0000-204.80-15	TASC NESP PPE 02/04/24 PD 02/09/24	1,524.60
9007797	2/13/2024	WELLS FARGO BANK	PPE 02/04/2024		001-0000-204.80-14	VEBA CONTRIBUTIONS PPE 02/04/24 PD 02/09/24	400.00
9007798	2/16/2024	CORPORATION SERVICE COMPANY	8345718-021424		001-1400-412.23-07	PROCESSING FEES (2) RIV CO RECORDER OFFICE	14.00
9007799	2/16/2024	CALIFORNIA, STATE OF	L0943049040		700-5030-480.40-03	STATE UNEMPLOYMENT INS QTR END DEC 2023	171.00
9007800	2/16/2024	EMPOWER ANNUITY INSURANCE COMPANY	PPE 02/04/2024		001-0000-204.16-00	457 LOAN PAYMENTS PPE 02/04/24 PD 02/09/24	9,224.91
						457 PRE TAX CONTRIBUTIONS PPE 02/04/24 PD 02/09/24	34,281.53
						457 ROTH CONTRIBUTIONS PPE 02/04/24 PD 02/09/24	1,884.00
9007801	2/20/2024	CA. ST. PUBLIC EMPLOYEES	PPE 01/21/2024		001-0000-204.20-00	RETIREMENT BENEFITS PPE 01/21/24 PD 01/26/24	166,734.05
						PERS ADJ-MISC TIER I-TUP ADJUST	280.76
						PERS ADJ-SAFE PEPRA-KEY ERROR	0.32
9007802	2/21/2024	WINDSTREAM SERVICES, LLC	76198311		001-2200-421.26-05	125 E RAMSEY-PHONE SVCS 12/27/23-1/26/24	988.95
9007803	2/21/2024	WINDSTREAM SERVICES, LLC	76195492		705-4500-412.26-05	176 E LINCOLN-PHONES SVCS 12/27/23-1/26/24	966.68
9007804	2/23/2024	WELLS FARGO BANK	PPE 02/18/2024		001-0000-204.10-00	PAYROLL PPE 02/18/24 PD 02/23/24	655,562.37
9007805	2/26/2024	CA. ST. EMPLOYMENT DEV. DEPT.	PPE 02/18/2024		001-0000-204.12-00	STATE INCOME TAX PPE 02/18/24 PD 02/23/24	58,214.94
9007806	2/26/2024	INTERNAL REVENUE SERVICE	PPE 02/18/2024		001-0000-204.11-00	FEDERAL INCOME TAX PPE 02/18/24 PD 02/23/24	136,590.38
					001-0000-204.13-00	FICA MEDICARE/REGULAR PPE 02/18/24 PD 02/23/24	160,988.84
9007807	2/26/2024	TASC	PPE 02/18/2024		001-0000-204.80-15	TASC NESP PPE 02/18/24 PD 02/23/24	1,524.60
9007808	2/27/2024	INTERNAL REVENUE SERVICE	MC 02/26/2024		001-0000-204.13-00	FICA MEDICARE/REGULAR MC 02/26/24 PD 02/26/24	4,197.38
9007809	2/28/2024	WELLS FARGO BANK	PPE 02/18/2024		001-0000-204.80-14	VEBA CONTRIBUTIONS PPE 02/18/24 PD 02/23/24	32,831.01

City of Banning
Warrant List Detail February 2024

Warrant Number	Warrant Date	Vendor Name	Invoice Number	P.O. Number	Account Number	Payment Description	Warrant Amount
9007810	2/29/2024	EMPOWER ANNUITY INSURANCE COMPANY	PPE 02/18/2024		001-0000-204.16-00	457 LOAN PAYMENTS PPE 02/18/24 PD 02/23/24	9,509.66
						457 PRE TAX CONTRIBUTIONS PPE 02/18/24 PD 02/23/24	34,550.12
						457 ROTH CONTRIBUTIONS PPE 02/18/24 PD 02/23/24	1,984.00
Grand Total							**7,078,092.29**

Less Voided / Reissued Checks from Prior Period	**(9,788.24)**
Less Voided Checks Prior Period	**(572.44)**
Add Payroll Checks	**31,729.76**
Total Remittance for Month	**7,099,461.37**

Voided Checks

February 2024

Issue Date	Check (Original)	Vendor #	Reason	Void Amount	Check (Reissue)	Vendor #	Reissued Amount
2/16/2023	185882	7990	LOST CHECK	$ 2,960.30	190446	7990	$ 2,960.30
12/7/2023	189536	7970	INCORRECT AMOUNT	$ 572.44			$ -
1/11/2024	189892	6226	LOST IN MAIL	$ 6,827.94	190550	6226	$ 6,827.94
2/1/2024	190206	7789	INCORRECT AMOUNT	$ 5,019.77	190331	7789	$ 741.29
TOTALS				**$ 15,380.45**			**$10,529.53**

Payroll

February 2024

Start	End	Date	Description		Check Total
13387	13398	2/9/2024	Warrant Register	$	3,679.44
13399	13411	2/23/2024	Warrant Register	$	3,693.81
13412	13412	2/26/2024	Warrant Register	$	24,356.51
TOTALS				**$**	**31,729.76**
	CHECKS USED	**26**			

Dept/Div Activity	Check Payee	Social Security	Check Number	Amount
1900-412	GERONIMO, ALEJANDRO	2661	13387	.00
1900-412	PHILLIPS, JOYCE Y	6549	13388	.00
	UNITED STATES TREASURY		13389	125.50
	CALIF. STATE DISBURSEMENT UNIT		13390	427.38
	CALIF. STATE DISBURSEMENT UNIT		13391	161.07
	TEXAS CHILD SUPPORT SDU		13392	642.92
4000-461	BARON, BYRON	178	13393	404.86
4000-461	SCARRY, COLE	7674	13394	425.99
4000-461	SILVA, NESTOR C	177	13395	494.33
	CALIF. STATE DISBURSEMENT UNIT		13396	255.23
	CALIF. STATE DISBURSEMENT UNIT		13397	80.76
	RIVERSIDE COUNTY SHERIFF - SCS		13398	661.40
	Total Checks -		12	3,679.44

Dept/Div Activity	Check Payee	Social Security	Check Number	Amount
	COURT ORDERED DEBT COLLECTIONS		13399	173.00
1900-412	GERONIMO, ALEJANDRO	2661	13400	.00
1900-412	PHILLIPS, JOYCE Y	6549	13401	.00
	UNITED STATES TREASURY		13402	125.50
	CALIF. STATE DISBURSEMENT UNIT		13403	427.38
	CALIF. STATE DISBURSEMENT UNIT		13404	161.07
	TEXAS CHILD SUPPORT SDU		13405	642.92
4000-461	BARON, BYRON	178	13406	307.93
4000-461	SCARRY, COLE	7674	13407	407.14
4000-461	SILVA, NESTOR C	177	13408	453.32
	CALIF. STATE DISBURSEMENT UNIT		13409	255.23
	CALIF. STATE DISBURSEMENT UNIT		13410	80.76
	RIVERSIDE COUNTY SHERIFF - SCS		13411	659.56
	Total Checks -		13	3,693.81

Dp/Dv/Act: 22 00 421 POLICE/POLICE/PUBLIC SAFETY POLICE

Employee	Employee Number	Check Date	Gross Pay	With Hold	Net Pay	Advance Out	Payed Back	Dir Dep	Check Amount	Check Number
MONTES-GONZALEZ, NATHAN	496	2/26/24	27433.84	3077.33	24356.51	.00	.00	.00	24356.51	13412
Manual										

CITY OF BANNING
STAFF REPORT

TO: **CITY COUNCIL**

FROM: **Douglas Schulze, City Manager**

PREPARED BY: **A'ja Wallace,**
Lincoln Bogard, Administrative Services Director

MEETING DATE: **March 26, 2024**

SUBJECT: **Receive and File Cash and Investments Report for the Month of February 2024**

RECOMMENDATION:

That City Council receive and file Cash and Investment Report for February 2024 on this day, March 19, 2024, in accordance with California Government Code 53646.

BACKGROUND:

The City's investment portfolio is compliant with its Investment Policy and Pooled Cash is expected to meet all disbursement requirements for the next six months.

JUSTIFICATION:

UNRESTRICTED CASH AND INVESTMENTS:

Cash & Investments	January 2024	February 2024
Funds under Control of the City:		
Petty Cash / Cash on Hand	$4,055.00	$4,055.00
Sub-Total	**$4,055.00**	**$4,055.00**
Checking and Savings:		
Wells Fargo - General Account - XXXXX5798	$5,007,169.01	$5,606,593.97
Bank of America - Parking Citations - XXXXXX8776	$143,002.37	$143,535.50
Bank of America - Airport Visa - XXXXXX7548	$568,167.24	$571,811.60
Bank of America - CNG Charge Acct - XXXXXX5594	$79,176.80	$79,091.90
Sub-Total	**$5,797,515.42**	**$6,401,032.97**
See Investment Report for Details of the following investments:		
State of California, Local Agency Investment Fund	**$21,154,156.65**	**$21,154,156.65**
% of Investments in LAIF	**47%**	**51%**
US Bank City of Banning Investment Custody Account XXXXX6000	**$20,642,237.73**	**$20,660,602.73**

Cash and Investments	**$47,597,964.80**	**$48,219,847.35**

RESTRICTED CASH AND INVESTMENTS:

Cash & Investments	January 2024	February 2024
Cash with Fiscal Agents		
US Bank		
2015 Water Revenue Bonds-BUA Water Projects - 258228005	$848,991.37	$852,444.91
2015 Water Revenue Bonds-BUA Water Projects - 258228000	$2,967.95	$2,967.95
2019 Wastewater Revenue Bond - 254226002	$2.40	$2.40
2019 Wastewater Revenue Bonds 254226000	$115,036.13	$115,037.10
2019 Wastewater Revenue Bonds - BUA Water Projects - Previous Balance less amount required for Refunding - 254226006	$2,502,870.07	$2,502,891.25
2015 Electric Revenue Bond-Acquisition & Construction Fund - 262685003	$720,922.92	$723,855.50
2015 Electric Revenue Bond-Acquisition & Construction Fund - 262685000	$5,889.15	$5,913.10
Successor Agency of the Dissolved Redevelopment Agency of the City of Banning Tax Allocation Bonds Series 2016 (Taxable) Unexpended Proceeds Fund - 277166005	$7,687,220.63	$7,687,253.28
Successor Agency of the Dissolved Redevelopment Agency of the City of Banning Tax Allocation Bonds Series 2016 (Taxable) Revenue Fund - 277166000	$0.00	$0.00
Improvement Dist No 2004-1 (Fair Oaks Ranch Estates) Limited Obligation Improvement Bonds Series 2005A Principal Acct-789582001	$0.00	$0.00
Improvement Dist No 2004-1 (Fair Oaks Ranch Estates) Limited Obligation Improvement Bonds Series 2005A Reserve Fund-789582003	$186,059.15	$186,059.15
PERMA Member Trust Account xxx-xxxx-101.12-00	$3,122,372.43	$3,037,392.35
CAISO - City of Banning XXXXX6994	$123,139.29	$123,684.87

City of Banning - XXXXX5920 - Riverside Public Utilities (RPU)	$845,319.46	$902,525.60
Cash with Fiscal Agents US Bank	**$16,137,940.08**	**$16,160,790.95**
Restricted Investment in SCPPA Project Stabilization Fund		
Project Stabilization Fund	**$1,115,373.15**	**$1,083,262.20**
Total Restricted Cash and Investments	**$17,276,164.10**	**$17,223,289.66**
Grand Total Cash and Investments	**$64,874,128.90**	**$65,443,137.01**

BOND RESERVE INSURANCE POLICIES:

Insurance Policy and Purpose	Market Value
2015 Electric Revenue Bond-Reserve Fund - 262685002 - Market Value	$2,428,543.76
Successor Agency of the Dissolved Redevelopment Agency of the City of Banning Tax Allocation Bonds Series 2016 (Taxable) Reserve Fund- 277166004 Market Value	$2,205,497.50

FISCAL IMPACT:

Not applicable.

I hereby certify that the investment activity for this reporting period conforms with the investment policy adopted by the City of Banning's City Council and the California Government Code Section 53601.

I also certify that there exists adequate pooled cash available to meet the City's disbursement requirements for at least the next six months.

ALTERNATIVES:

Not applicable. Receive and file only.

ATTACHMENTS:

1. Attachment 1-Investment Report February 2024.pdf
2. Attachment 2- City of Banning Broker Report February 2024.pdf
3. Attachment 3-LAIF Market Valution February 2024.pdf
4. Attachment 4-PMIA-LAIF Performance Report February 2024.pdf

City of Banning
Report of Investments
February 2024

Investment Held by	Investment Name	Investment Type	CUSIP Number	Standard & Poors Rating	Moodys Rating	Maturity Duration	Par	Market Yield	Market Price	Market Value/Accrued Int	Percentage of Investments
State of California, Local Agency Investment Fund											
	City of Banning	Pooled Investment	N/A	N/A	N/A		$ 21,154,156.42	4.122	100.41145	$ 21,241,195.92	50.6%
	Successor Agency	Pooled Investment	N/A	N/A	N/A		$ 0.23	4.122	100.41145	$ 0.23	0.0%
							$ 21,154,156.65			**$ 21,241,196.15**	**50.6%**
US Bank- Broker Chandler Asset Management											
Government Agencies											
	Total ABS	Asset-Backed Securities	Various	AAA	Aaa	2.3	$ 540,000.00	5.550	100.872	$ 544,708.62	1.29%
	Total Agency	Federal Agencies	Various	AA+	Aaa	1.25	$ 15,200,000.00	1.920	98.002	$ 14,896,379.71	36.4%
	Total Corporate	Corporate	Various	A+	A1	1.34	$ 1,250,000.00	3.160	98.570	$ 1,232,120.58	3.0%
	Total Money Market	Money Market/Mutual Funds	31846V401	AAA	Aaa	0.00	$ 39,736.36	4.760	100.000	$ 39,736.36	0.1%
	Total Cash	Cash and Equivalents	Various	AAA	Aaa	0.00	$ 866.37	0.000	100.000	$ 866.37	0.0%
	Total US Treasury	US Treasuries	Various	AA+	Aaa	1.13	$ 3,630,000.00	4.550	99.052	$ 3,595,575.23	8.7%
							$ 20,660,602.73			**$ 20,309,386.86**	**49.4%**
Total Investments							**$ 41,814,759.38**			**$ 41,550,583.01**	**100.0%**

**** See page 7-9 of Broker report for details by category***

Reviewed by: Lincoln Bogard Fiscal Services Department / Finance

CHANDLER ASSET MANAGEMENT

MONTHLY ACCOUNT STATEMENT

City of Banning | Account #11089 | As of February 29, 2024

CHANDLER ASSET MANAGEMENT | chandlerasset.com

Chandler Team:

For questions about your account, please call (800) 317-4747,
or contact clientservice@chandlerasset.com

Custodian:

US Bank

Information contained herein is confidential. We urge you to compare this statement to the one you receive from your qualified custodian. Please see Important Disclosures at the end of the statement.

PORTFOLIO SUMMARY

City of Banning | Account #11089 | As of February 29, 2024

Portfolio Characteristics

Average Modified Duration	1.13
Average Coupon	2.29%
Average Purchase YTM	3.25%
Average Market YTM	2.56%
Average Quality	AAA
Average Final Maturity	1.39
Average Life	1.34

Account Summary

	Beg. Values as of 02/01/2024	End Values as of 02/29/2024
Market Value	20,195,673.53	20,148,103.06
Accrued Interest	124,892.54	161,283.82
Total Market Value	**20,320,566.07**	**20,309,386.87**
Income Earned	57,234.54	54,702.10
Cont/WD	0.00	0.00
Par	20,644,422.40	20,660,602.73
Book Value	20,578,182.51	20,596,011.69
Cost Value	20,531,884.44	20,547,569.72

Top Issuers

Federal Home Loan Banks	59.12%
United States	17.83%
FHLMC	14.11%
Amazon.com, Inc.	2.42%
Exxon Mobil Corporation	2.39%
State Street Corporation	1.22%
American Express Company	1.08%
John Deere Owner Trust 2023-C	0.97%

Sector Allocation

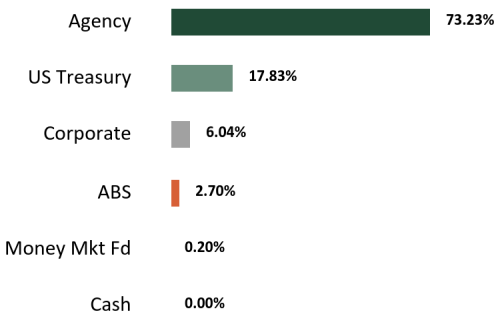

Maturity Distribution

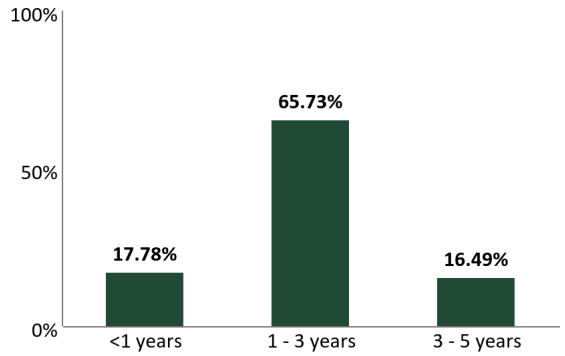

Credit Quality

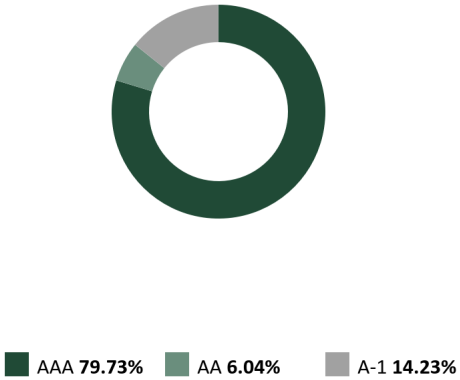

*See Footnote

Performance Review

Total Rate of Return	1M	3M	YTD	1YR	2YRS	3YRS	5YRS	10YRS	Since Inception (07/01/23)
City of Banning	(0.06%)	1.55%	0.31%	--	--	--	--	--	--
Benchmark Return*	0.31%	1.27%	0.72%	--	--	--	--	--	--

*Periods over 1 year are annualized.
Benchmark: ICE BofA 0-1 Year US Treasury Notes & Bonds Secondary Benchmark:
The credit quality is a weighted average calculation of the highest of S&P, Moody's' and Fitch

STATEMENT OF COMPLIANCE

City of Banning | Account #11089 | As of February 29, 2024

Rules Name	Limit	Actual	Compliance Status	Notes
AGENCY MORTGAGE SECURITIES (CMOS)				
Max % (MV)	100.0	0.0	Compliant	
Max % Issuer (MV)	30.0	0.0	Compliant	
Max Maturity (Years)	5.0	0.0	Compliant	
ASSET-BACKED SECURITIES (ABS)				
Max % (MV; Non Agency ABS & MBS)	20.0	2.7	Compliant	
Max % Issuer (MV)	5.0	1.1	Compliant	
Max Maturity (Years)	5	4	Compliant	
Min Rating (AA- by 1)	0.0	0.0	Compliant	
BANKERS' ACCEPTANCES				
Max % (MV)	40.0	0.0	Compliant	
Max % Issuer (MV)	5.0	0.0	Compliant	
Max Maturity (Days)	180	0.0	Compliant	
Min Rating (A-1 by 1 or A- by 1)	0.0	0.0	Compliant	
CERTIFICATE OF DEPOSIT PLACEMENT SERVICE (CDARS)				
Max % (MV)	30.0	0.0	Compliant	
Max Maturity (Years)	5.0	0.0	Compliant	
COLLATERALIZED BANK DEPOSITS				
Max Maturity (Years)	5.0	0.0	Compliant	
COLLATERALIZED TIME DEPOSITS (NON-NEGOTIABLE CD/TD)				
Max % (MV)	20.0	0.0	Compliant	
Max Maturity (Years)	5.0	0.0	Compliant	
COMMERCIAL PAPER				
Max % (MV)	25.0	0.0	Compliant	
Max % Issuer (MV)	5.0	0.0	Compliant	
Max Maturity (Days)	270	0.0	Compliant	
Min Rating (A-1 by 1 or A- by 1)	0.0	0.0	Compliant	
CORPORATE MEDIUM TERM NOTES				
Max % (MV)	30.0	6.1	Compliant	
Max % Issuer (MV)	5.0	2.4	Compliant	
Max Maturity (Years)	5	2	Compliant	
Min Rating (A- by 1)	0.0	0.0	Compliant	

STATEMENT OF COMPLIANCE

City of Banning | Account #11089 | As of February 29, 2024

Rules Name	Limit	Actual	Compliance Status	Notes
FDIC INSURED TIME DEPOSITS (NON-NEGOTIABLE CD/TD)				
Max % (MV)	20.0	0.0	Compliant	
Max Maturity (Years)	5	0.0	Compliant	
FEDERAL AGENCIES				
Max % (MV)	100.0	73.3	Compliant	
Max % Issuer (MV)	30.0	59.3	Not Compliant	Inherited Securities
Max Callables (MV)	20.0	72.4	Not Compliant	Agency Callables; Inherited Securities; Client Directive Approved Strategy Shift
Max Maturity (Years)	5	3	Compliant	
LOCAL AGENCY INVESTMENT FUND (LAIF)				
Max Concentration (MV)	75.0	0.0	Compliant	
MONEY MARKET MUTUAL FUNDS				
Max % (MV)	20.0	0.2	Compliant	
Max % Issuer (MV)	20.0	0.2	Compliant	
Min Rating (AAA by 2)	0.0	0.0	Compliant	
MORTGAGE-BACKED SECURITIES (NON-AGENCY)				
Max % (MV)	20.0	0.0	Compliant	
Max % Issuer (MV)	5.0	0.0	Compliant	
Max Maturity (Years)	5.0	0.0	Compliant	
Min Rating (AA- by 1)	0.0	0.0	Compliant	
MUNICIPAL SECURITIES (CA, LOCAL AGENCY)				
Max % (MV)	30.0	0.0	Compliant	
Max % Issuer (MV)	5.0	0.0	Compliant	
Max Maturity (Years)	5	0.0	Compliant	
Min Rating (A- by 1)	0.0	0.0	Compliant	
MUNICIPAL SECURITIES (CA, OTHER STATES)				
Max % (MV)	30.0	0.0	Compliant	
Max % Issuer (MV)	5.0	0.0	Compliant	
Max Maturity (Years)	5	0.0	Compliant	
Min Rating (A- by 1)	0.0	0.0	Compliant	
MUTUAL FUNDS				
Max % (MV)	20.0	0.0	Compliant	
Max % Issuer (MV)	10.0	0.0	Compliant	

STATEMENT OF COMPLIANCE

City of Banning | Account #11089 | As of February 29, 2024

Rules Name	Limit	Actual	Compliance Status	Notes
Min Rating (AAA by 2)	0.0	0.0	Compliant	
NEGOTIABLE CERTIFICATES OF DEPOSIT (NCD)				
Max % (MV)	30.0	0.0	Compliant	
Max % Issuer (MV)	5.0	0.0	Compliant	
Max Maturity (Years)	5	0.0	Compliant	
Min Rating (A-1 by 1 or A- by 1 if > FDIC Limit)	0.0	0.0	Compliant	
REPURCHASE AGREEMENTS				
Max Maturity (Years)	1.0	0.0	Compliant	
SUPRANATIONAL OBLIGATIONS				
Max % (MV)	30.0	0.0	Compliant	
Max % Issuer (MV)	10.0	0.0	Compliant	
Max Maturity (Years)	5	0.0	Compliant	
Min Rating (AA- by 1)	0.0	0.0	Compliant	
U.S. TREASURIES				
Max % (MV)	100.0	17.7	Compliant	
Max Maturity (Years)	5	1	Compliant	

RECONCILIATION SUMMARY

City of Banning | Account #11089 | As of February 29, 2024

Maturities / Calls

Month to Date	**(700,000.00)**
Fiscal Year to Date	**(2,470,000.00)**

Principal Paydowns

Month to Date	**0.00**
Fiscal Year to Date	**0.00**

Purchases

Month to Date	**1,441,178.55**
Fiscal Year to Date	**11,817,208.20**

Sales

Month to Date	**(737,258.29)**
Fiscal Year to Date	**(9,066,903.79)**

Interest Received

Month to Date	**3,920.26**
Fiscal Year to Date	**268,223.85**

Purchased / Sold Interest

Month to Date	**0.00**
Fiscal Year to Date	**12,080.56**

Accrual Activity Summary

	Month to Date	Fiscal Year to Date (07/01/2023)
Beginning Book Value	20,578,182.51	20,208,870.85
Maturities/Calls	(700,000.00)	(2,470,000.00)
Principal Paydowns	0.00	0.00
Purchases	1,441,178.55	11,817,208.20
Sales	(737,258.29)	(9,066,903.79)
Change in Cash, Payables, Receivables	(481.64)	(4,074.43)
Amortization/Accretion	14,390.57	95,037.47
Realized Gain (Loss)	(0.00)	15,873.39
Ending Book Value	20,596,011.69	20,596,011.69

Fair Market Activity Summary

	Month to Date	Fiscal Year to Date (07/01/2023)
Beginning Market Value	20,195,673.53	19,484,866.79
Maturities/Calls	(700,000.00)	(2,470,000.00)
Principal Paydowns	0.00	0.00
Purchases	1,441,178.55	11,817,208.20
Sales	(737,258.29)	(9,066,903.79)
Change in Cash, Payables, Receivables	(481.64)	(4,074.43)
Amortization/Accretion	14,390.57	95,037.47
Change in Net Unrealized Gain (Loss)	(65,399.66)	276,095.43
Realized Gain (Loss)	(0.00)	15,873.39
Ending Market Value	20,148,103.06	20,148,103.06

HOLDINGS REPORT

City of Banning | Account #11089 | As of February 29, 2024

Cusip	Security Description	Par Value/ Units	Purchase Date Purchase Yield	Cost Value Book Value	Mkt Price Mkt YTM	Market Value Accrued Int.	% of Port. Gain/Loss	Moody's/ S&P Fitch	Maturity Duration
ABS									
379929AD4	GMALT 2023-3 A3 5.38 11/20/2026	45,000.00	08/08/2023 5.36%	44,994.60 44,995.52	100.21 5.91%	45,096.37 73.98	0.22% 100.85	NA/AAA AAA	2.73 1.55
05592XAD2	BMWOT 2023-A A3 5.47 02/25/2028	40,000.00	07/12/2023 5.47%	39,992.91 39,993.87	100.49 5.44%	40,194.30 36.47	0.20% 200.43	NA/AAA AAA	3.99 2.29
47787CAC7	JDOT 2023-C A3 5.48 05/15/2028	195,000.00	09/12/2023 5.40%	194,986.60 194,987.89	100.67 5.92%	196,305.29 474.93	0.97% 1,317.40	Aaa/NA AAA	4.21 2.37
36267KAD9	GMCAR 2023-3 A3 5.45 06/16/2028	45,000.00	07/11/2023 5.66%	44,998.26 44,998.48	100.62 5.42%	45,280.74 102.19	0.22% 282.26	Aaa/AAA NA	4.30 2.62
02582JKD1	AMXCA 2023-3 A 5.23 09/15/2028	215,000.00	09/12/2023 5.29%	214,990.39 214,991.25	100.76 5.19%	216,644.60 499.76	1.08% 1,653.34	NA/AAA AAA	4.54 2.32
Total ABS		**540,000.00**	**5.38%**	**539,962.76 539,967.01**	**100.65 5.55%**	**543,521.30 1,187.32**	**2.70% 3,554.29**	**Aaa/AAA AAA**	**4.21 2.30**
AGENCY									
313384A58	FEDERAL HOME LOAN BANKS 08/02/2024	200,000.00	01/22/2024 5.10%	194,698.67 195,747.89	97.80 5.31%	195,599.72 0.00	0.97% (148.17)	P-1/A-1+ F1+	0.42 0.41
3130ARFY2	FEDERAL HOME LOAN BANKS 3.0 04/14/2025	3,000,000.00	04/14/2022 3.00%	3,000,000.00 3,000,000.00	97.76 1.79%	2,932,742.58 34,250.00	14.56% (67,257.42)	Aaa/AA+ AA+	1.12 1.07
3130ARGD7	FEDERAL HOME LOAN BANKS 3.0 04/14/2025	3,000,000.00	04/14/2022 3.00%	3,000,000.00 3,000,000.00	98.88 2.02%	2,966,301.15 34,250.00	14.72% (33,698.85)	Aaa/AA+ AA+	1.12 1.07
3130ARNR8	FEDERAL HOME LOAN BANKS 3.5 04/29/2025	3,000,000.00	04/29/2022 3.50%	3,000,000.00 3,000,000.00	99.78 2.26%	2,993,250.81 35,583.33	14.86% (6,749.19)	Aaa/AA+ AA+	1.16 0.16
3134GW6Z4	FEDERAL HOME LOAN MORTGAGE CORP 0.48 05/29/2025	3,000,000.00	10/30/2020 0.48%	3,000,000.00 3,000,000.00	94.76 0.51%	2,842,770.21 4,880.00	14.11% (157,229.79)	Aaa/AA+ AA+	1.25 1.21
3130ARF55	FEDERAL HOME LOAN BANKS 2.6 03/30/2027	3,000,000.00	03/30/2022 2.60%	3,000,000.00 3,000,000.00	94.13 2.76%	2,824,035.24 32,716.67	14.02% (175,964.76)	Aaa/AA+ AA+	3.08 2.88
Total Agency		**15,200,000.00**	**2.57%**	**15,194,698.67 15,195,747.89**	**97.12 1.92%**	**14,754,699.71 141,680.00**	**73.23% (441,048.18)**	**Aaa/AA+ AA+**	**1.52 1.25**
CASH									
CCYUSD	Receivable	866.37	-- 0.00%	866.37 866.37	1.00 0.00%	866.37 0.00	0.00% 0.00	Aaa/AAA AAA	0.00 0.00
Total Cash		**866.37**	**0.00%**	**866.37 866.37**	**1.00 0.00%**	**866.37 0.00**	**0.00% 0.00**	**Aaa/AAA AAA**	**0.00 0.00**

HOLDINGS REPORT

City of Banning | Account #11089 | As of February 29, 2024

Cusip	Security Description	Par Value/ Units	Purchase Date Purchase Yield	Cost Value Book Value	Mkt Price Mkt YTM	Market Value Accrued Int.	% of Port. Gain/Loss	Moody's/ S&P Fitch	Maturity Duration
CORPORATE									
857477AN3	STATE STREET CORP 3.3 12/16/2024	250,000.00	06/08/2023 5.30%	242,822.50 246,236.03	98.43 3.35%	246,080.56 1,718.75	1.22% (155.47)	A1/A AA-	0.80 0.76
023135CE4	AMAZON.COM INC 3.0 04/13/2025	500,000.00	06/08/2023 4.67%	485,440.00 491,146.83	97.71 3.07%	488,536.86 5,750.00	2.42% (2,609.97)	A1/AA AA-	1.12 1.07
30231GAT9	EXXON MOBIL CORP 3.043 03/01/2026	500,000.00	06/08/2023 4.53%	481,105.00 486,109.42	96.49 3.15%	482,426.91 7,607.50	2.39% (3,682.51)	Aa2/AA- NA	2.00 1.91
Total Corporate		**1,250,000.00**	**06/08/2023 4.74%**	**1,209,367.50 1,223,492.28**	**97.37 3.16%**	**1,217,044.33 15,076.25**	**6.04% (6,447.94)**	**Aa3/AA- AA-**	**1.40 1.34**
MONEY MARKET FUND									
31846V401	FIRST AMER:GVT OBLG D	39,736.36	-- 4.76%	39,736.36 39,736.36	1.00 4.76%	39,736.36 0.00	0.20% 0.00	Aaa/ AAAm AAA	0.00
Total Money Market Fund		**39,736.36**	**4.76%**	**39,736.36 39,736.36**	**1.00 4.76%**	**39,736.36 0.00**	**0.20% 0.00**	**Aaa/ AAAm AAA**	**0.00**
US TREASURY									
912797GQ4	UNITED STATES TREASURY 03/07/2024	300,000.00	12/11/2023 5.39%	296,246.28 299,738.11	99.91 4.59%	299,736.81 0.00	1.49% (1.30)	P-1/A-1+ F1+	0.02 0.02
91282CBR1	UNITED STATES TREASURY 0.25 03/15/2024	250,000.00	06/08/2023 5.20%	240,791.02 249,539.55	99.80 0.25%	249,505.91 288.46	1.24% (33.64)	Aaa/AA+ AA+	0.04 0.04
912797GY7	UNITED STATES TREASURY 03/28/2024	150,000.00	12/27/2023 5.40%	148,014.11 149,410.78	99.60 5.39%	149,406.00 0.00	0.74% (4.78)	P-1/A-1+ F1+	0.08 0.07
912797HF7	UNITED STATES TREASURY 04/11/2024	200,000.00	10/11/2023 5.56%	194,615.83 198,787.08	99.40 5.27%	198,797.33 0.00	0.99% 10.25	P-1/A-1+ F1+	0.11 0.11
912796CX5	UNITED STATES TREASURY 04/18/2024	350,000.00	01/22/2024 5.37%	345,641.77 347,567.50	99.30 5.29%	347,540.67 0.00	1.72% (26.83)	P-1/A-1+ F1+	0.13 0.13
912797JP3	UNITED STATES TREASURY 04/23/2024	150,000.00	12/27/2023 5.39%	147,458.91 148,848.91	99.22 5.31%	148,832.90 0.00	0.74% (16.01)	P-1/A-1+ F1+	0.15 0.14
912797HQ3	UNITED STATES TREASURY 05/09/2024	200,000.00	11/13/2023 5.49%	194,830.13 197,984.63	98.99 5.32%	197,986.54 0.00	0.98% 1.92	P-1/A-1+ F1+	0.19 0.19
912797FH5	UNITED STATES TREASURY 05/16/2024	200,000.00	02/13/2024 5.39%	197,324.95 197,790.18	98.89 5.31%	197,788.82 0.00	0.98% (1.35)	P-1/A-1+ F1+	0.21 0.21

HOLDINGS REPORT

City of Banning | Account #11089 | As of February 29, 2024

Cusip	Security Description	Par Value/ Units	Purchase Date Purchase Yield	Cost Value Book Value	Mkt Price Mkt YTM	Market Value Accrued Int.	% of Port. Gain/Loss	Moody's/ S&P Fitch	Maturity Duration
912797JX6	UNITED STATES TREASURY 05/21/2024	200,000.00	01/22/2024 5.37%	196,568.83 197,664.50	98.82 5.32%	197,646.27 0.00	0.98% (18.22)	P-1/A-1+ F1+	0.22 0.22
912797HT7	UNITED STATES TREASURY 06/06/2024	200,000.00	01/22/2024 5.31%	196,160.00 197,240.89	98.60 5.32%	197,192.39 0.00	0.98% (48.50)	P-1/A-1+ F1+	0.27 0.26
912797KE6	UNITED STATES TREASURY 06/11/2024	200,000.00	02/13/2024 5.40%	196,579.64 197,043.42	98.51 5.36%	197,028.97 0.00	0.98% (14.45)	P-1/A-1+ F1+	0.28 0.27
912828XX3	UNITED STATES TREASURY 2.0 06/30/2024	180,000.00	11/13/2023 5.47%	176,196.09 177,990.07	98.89 2.02%	178,010.16 603.30	0.88% 20.08	Aaa/AA+ AA+	0.33 0.33
912796Y52	UNITED STATES TREASURY 07/05/2024	350,000.00	02/22/2024 5.33%	343,353.70 343,703.51	98.20 5.30%	343,685.12 0.00	1.71% (18.38)	P-1/A-1+ F1+	0.35 0.34
912797GB7	UNITED STATES TREASURY 07/11/2024	200,000.00	12/04/2023 5.13%	194,020.08 196,395.66	98.11 5.33%	196,225.53 0.00	0.97% (170.13)	P-1/A-1+ F1+	0.36 0.35
91282CGE5	UNITED STATES TREASURY 3.875 01/15/2026	500,000.00	06/08/2023 4.27%	495,136.72 496,497.00	98.57 3.93%	492,851.56 2,448.49	2.45% (3,645.44)	Aaa/AA+ AA+	1.88 1.77
Total US Treasury		**3,630,000.00**	**5.22%**	**3,562,938.06 3,596,201.79**	**98.96 4.55%**	**3,592,234.98 3,340.25**	**17.83% (3,966.80)**	**Aaa/AAA AAA**	**0.43 0.41**
Total Portfolio		**20,660,602.73**	**3.25%**	**20,547,569.72 20,596,011.69**	**97.37 2.56%**	**20,148,103.06 161,283.82**	**100.00% (447,908.63)**	**Aaa/AA+ AA+**	**1.39 1.13**
Total Market Value + Accrued						**20,309,386.87**			

TRANSACTION LEDGER

City of Banning | Account #11089 | As of February 29, 2024

Transaction Type	Settlement Date	CUSIP	Quantity	Security Description	Price	Acq/Disp Yield	Amount	Interest Pur/ Sold	Total Amount	Gain/Loss
ACQUISITIONS										
Purchase	02/01/2024	31846V401	1,348.01	FIRST AMER:GVT OBLG D	1.000	4.80%	(1,348.01)	0.00	(1,348.01)	0.00
Purchase	02/06/2024	31846V401	350,000.00	FIRST AMER:GVT OBLG D	1.000	4.78%	(350,000.00)	0.00	(350,000.00)	0.00
Purchase	02/14/2024	912797FH5	200,000.00	UNITED STATES TREASURY 05/16/2024	98.662	5.39%	(197,324.95)	0.00	(197,324.95)	0.00
Purchase	02/14/2024	912797KE6	200,000.00	UNITED STATES TREASURY 06/11/2024	98.290	5.40%	(196,579.64)	0.00	(196,579.64)	0.00
Purchase	02/15/2024	31846V401	250,156.25	FIRST AMER:GVT OBLG D	1.000	4.78%	(250,156.25)	0.00	(250,156.25)	0.00
Purchase	02/15/2024	31846V401	1,827.54	FIRST AMER:GVT OBLG D	1.000	4.78%	(1,827.54)	0.00	(1,827.54)	0.00
Purchase	02/16/2024	31846V401	204.38	FIRST AMER:GVT OBLG D	1.000	4.77%	(204.38)	0.00	(204.38)	0.00
Purchase	02/20/2024	31846V401	100,201.75	FIRST AMER:GVT OBLG D	1.000	4.72%	(100,201.75)	0.00	(100,201.75)	0.00
Purchase	02/23/2024	912796Y52	350,000.00	UNITED STATES TREASURY 07/05/2024	98.101	5.33%	(343,353.70)	0.00	(343,353.70)	0.00
Purchase	02/26/2024	31846V401	182.33	FIRST AMER:GVT OBLG D	1.000	4.78%	(182.33)	0.00	(182.33)	0.00
Total Purchase			**1,453,920.26**				**(1,441,178.55)**	**0.00**	**(1,441,178.55)**	**0.00**
TOTAL ACQUISITIONS			**1,453,920.26**				**(1,441,178.55)**	**0.00**	**(1,441,178.55)**	**0.00**
DISPOSITIONS										
Sale	02/14/2024	31846V401	(393,904.59)	FIRST AMER:GVT OBLG D	1.000	4.77%	393,904.59	0.00	393,904.59	0.00
Sale	02/23/2024	31846V401	(343,353.70)	FIRST AMER:GVT OBLG D	1.000	4.77%	343,353.70	0.00	343,353.70	0.00
Total Sale			**(737,258.29)**				**737,258.29**	**0.00**	**737,258.29**	**0.00**
TOTAL DISPOSITIONS			**(737,258.29)**				**737,258.29**	**0.00**	**737,258.29**	**0.00**
OTHER TRANSACTIONS										
Coupon	02/15/2024	91282CBM2	0.00	UNITED STATES TREASURY 0.125 02/15/2024		0.12%	156.25	0.00	156.25	0.00
Coupon	02/15/2024	47787CAC7	0.00	JDOT 2023-C A3 5.48 05/15/2028		5.55%	890.50	0.00	890.50	0.00
Coupon	02/15/2024	02582JKD1	0.00	AMXCA 2023-3 A 5.23 09/15/2028		5.29%	937.04	0.00	937.04	0.00

TRANSACTION LEDGER

City of Banning | Account #11089 | As of February 29, 2024

Transaction Type	Settlement Date	CUSIP	Quantity	Security Description	Price	Acq/Disp Yield	Amount	Interest Pur/ Sold	Total Amount	Gain/Loss
Coupon	02/16/2024	36267KAD9	0.00	GMCAR 2023-3 A3 5.45 06/16/2028		5.51%	204.38	0.00	204.38	0.00
Coupon	02/20/2024	379929AD4	0.00	GMALT 2023-3 A3 5.38 11/20/2026		5.45%	201.75	0.00	201.75	0.00
Coupon	02/25/2024	05592XAD2	0.00	BMWOT 2023-A A3 5.47 02/25/2028		5.54%	182.33	0.00	182.33	0.00
Total Coupon			**0.00**				**2,572.25**	**0.00**	**2,572.25**	**0.00**
Dividend	02/29/2024	31846V401	0.00	FIRST AMER:GVT OBLG D		4.77%	5.21	0.00	5.21	0.00
Total Dividend			**0.00**				**5.21**	**0.00**	**5.21**	**0.00**
Maturity	02/06/2024	912797JC2	(350,000.00)	UNITED STATES TREASURY 02/06/2024	100.000	0.00%	350,000.00	0.00	350,000.00	(0.00)
Maturity	02/15/2024	91282CBM2	(250,000.00)	UNITED STATES TREASURY 0.125 02/15/2024	100.000	0.12%	250,000.00	0.00	250,000.00	0.00
Maturity	02/20/2024	912797JE8	(100,000.00)	UNITED STATES TREASURY 02/20/2024	100.000	0.00%	100,000.00	0.00	100,000.00	0.00
Total Maturity			**(700,000.00)**				**700,000.00**	**0.00**	**700,000.00**	**(0.00)**
TOTAL OTHER TRANSACTIONS			**(700,000.00)**				**702,577.46**	**0.00**	**702,577.46**	**(0.00)**

INCOME EARNED

City of Banning | Account #11089 | As of February 29, 2024

Cusip	Security Description	Trade Date Settle Date Units	Book Value: Begin Book Value: Acq Book Value: Disp Book Value: End	Prior Accrued Inc. Received Ending Accrued Total Interest	Accr. Of Discount Amort. Of Premium Net Accret/Amort Income Earned	Total Income
CASH & EQUIVALENTS						
31846V401	FIRST AMER:GVT OBLG D	39,736.36	73,074.39 703,920.26 (737,258.29) 39,736.36	0.00 1,348.01 0.00 1,348.01	0.00 0.00 0.00 1,348.01	1,348.01
912796CX5	UNITED STATES TREASURY 04/18/2024	01/22/2024 01/23/2024 350,000.00	346,097.86 0.00 0.00 347,567.50	0.00 0.00 0.00 0.00	1,469.64 0.00 1,469.64 1,469.64	1,469.64
912797GQ4	UNITED STATES TREASURY 03/07/2024	12/11/2023 12/12/2023 300,000.00	298,472.32 0.00 0.00 299,738.11	0.00 0.00 0.00 0.00	1,265.79 0.00 1,265.79 1,265.79	1,265.79
912797JC2	UNITED STATES TREASURY 02/06/2024	12/11/2023 12/12/2023 0.00	349,743.46 0.00 (350,000.00) 0.00	0.00 0.00 0.00 0.00	256.54 0.00 256.54 256.54	256.54
912797JE8	UNITED STATES TREASURY 02/20/2024	12/27/2023 12/28/2023 0.00	99,722.26 0.00 (100,000.00) 0.00	0.00 0.00 0.00 0.00	277.74 0.00 277.74 277.74	277.74
CCYUSD	Receivable	866.37	1,348.01 0.00 0.00 866.37	0.00 0.00 0.00 0.00	0.00 0.00 0.00 0.00	0.00
Total Cash & Equivalents		**690,602.73**	**1,168,458.30** **703,920.26** **(1,187,258.29)** **687,908.34**	**0.00** **1,348.01** **0.00** **1,348.01**	**3,269.71** **0.00** **3,269.71** **4,617.72**	**4,617.72**
FIXED INCOME						
023135CE4	AMAZON.COM INC 3.0 04/13/2025	06/08/2023 06/12/2023 500,000.00	490,517.56 0.00 0.00 491,146.83	4,500.00 0.00 5,750.00 1,250.00	629.27 0.00 629.27 1,879.27	1,879.27

INCOME EARNED

City of Banning | Account #11089 | As of February 29, 2024

Cusip	Security Description	Trade Date Settle Date Units	Book Value: Begin Book Value: Acq Book Value: Disp Book Value: End	Prior Accrued Inc. Received Ending Accrued Total Interest	Accr. Of Discount Amort. Of Premium Net Accret/Amort Income Earned	Total Income
02582JKD1	AMXCA 2023-3 A 5.23 09/15/2028	09/12/2023 09/19/2023 215,000.00	214,991.10 0.00 0.00 214,991.25	499.76 937.04 499.76 937.04	0.15 0.00 0.15 937.19	937.19
05592XAD2	BMWOT 2023-A A3 5.47 02/25/2028	07/12/2023 07/18/2023 40,000.00	39,993.74 0.00 0.00 39,993.87	36.47 182.33 36.47 182.33	0.12 0.00 0.12 182.45	182.45
30231GAT9	EXXON MOBIL CORP 3.043 03/01/2026	06/08/2023 06/12/2023 500,000.00	485,557.60 0.00 0.00 486,109.42	6,339.58 0.00 7,607.50 1,267.92	551.82 0.00 551.82 1,819.73	1,819.73
3130ARF55	FEDERAL HOME LOAN BANKS 2.6 03/30/2027	03/30/2022 03/30/2022 3,000,000.00	3,000,000.00 0.00 0.00 3,000,000.00	26,216.67 0.00 32,716.67 6,500.00	0.00 0.00 0.00 6,500.00	6,500.00
3130ARFY2	FEDERAL HOME LOAN BANKS 3.0 04/14/2025	04/14/2022 04/14/2022 3,000,000.00	3,000,000.00 0.00 0.00 3,000,000.00	26,750.00 0.00 34,250.00 7,500.00	0.00 0.00 0.00 7,500.00	7,500.00
3130ARGD7	FEDERAL HOME LOAN BANKS 3.0 04/14/2025	04/14/2022 04/14/2022 3,000,000.00	3,000,000.00 0.00 0.00 3,000,000.00	26,750.00 0.00 34,250.00 7,500.00	0.00 0.00 0.00 7,500.00	7,500.00
3130ARNR8	FEDERAL HOME LOAN BANKS 3.5 04/29/2025	04/29/2022 04/29/2022 3,000,000.00	3,000,000.00 0.00 0.00 3,000,000.00	26,833.33 0.00 35,583.33 8,750.00	0.00 0.00 0.00 8,750.00	8,750.00
313384A58	FEDERAL HOME LOAN BANKS 08/02/2024	01/22/2024 01/23/2024 200,000.00	194,947.17 0.00 0.00 195,747.89	0.00 0.00 0.00 0.00	800.72 0.00 800.72 800.72	800.72
3134GW6Z4	FEDERAL HOME LOAN MORTGAGE CORP 0.48 05/29/2025	10/30/2020 10/30/2020 3,000,000.00	3,000,000.00 0.00 0.00 3,000,000.00	3,680.00 0.00 4,880.00 1,200.00	0.00 0.00 0.00 1,200.00	1,200.00

INCOME EARNED

City of Banning | Account #11089 | As of February 29, 2024

Cusip	Security Description	Trade Date Settle Date Units	Book Value: Begin Book Value: Acq Book Value: Disp Book Value: End	Prior Accrued Inc. Received Ending Accrued Total Interest	Accr. Of Discount Amort. Of Premium Net Accret/Amort Income Earned	Total Income
36267KAD9	GMCAR 2023-3 A3 5.45 06/16/2028	07/11/2023 07/19/2023 45,000.00	44,998.45 0.00 0.00 44,998.48	102.19 204.38 102.19 204.38	0.03 0.00 0.03 204.41	204.41
379929AD4	GMALT 2023-3 A3 5.38 11/20/2026	08/08/2023 08/11/2023 45,000.00	44,995.38 0.00 0.00 44,995.52	73.98 201.75 73.98 201.75	0.13 0.00 0.13 201.88	201.88
47787CAC7	JDOT 2023-C A3 5.48 05/15/2028	09/12/2023 09/19/2023 195,000.00	194,987.66 0.00 0.00 194,987.89	474.93 890.50 474.93 890.50	0.23 0.00 0.23 890.73	890.73
857477AN3	STATE STREET CORP 3.3 12/16/2024	06/08/2023 06/12/2023 250,000.00	245,859.63 0.00 0.00 246,236.03	1,031.25 0.00 1,718.75 687.50	376.40 0.00 376.40 1,063.90	1,063.90
912796Y52	UNITED STATES TREASURY 07/05/2024	02/22/2024 02/23/2024 350,000.00	0.00 343,353.70 0.00 343,703.51	0.00 0.00 0.00 0.00	349.81 0.00 349.81 349.81	349.81
912797FH5	UNITED STATES TREASURY 05/16/2024	02/13/2024 02/14/2024 200,000.00	0.00 197,324.95 0.00 197,790.18	0.00 0.00 0.00 0.00	465.23 0.00 465.23 465.23	465.23
912797GB7	UNITED STATES TREASURY 07/11/2024	12/04/2023 12/05/2023 200,000.00	195,603.80 0.00 0.00 196,395.66	0.00 0.00 0.00 0.00	791.86 0.00 791.86 791.86	791.86
912797GY7	UNITED STATES TREASURY 03/28/2024	12/27/2023 12/28/2023 150,000.00	148,777.91 0.00 0.00 149,410.78	0.00 0.00 0.00 0.00	632.87 0.00 632.87 632.87	632.87
912797HF7	UNITED STATES TREASURY 04/11/2024	10/11/2023 10/12/2023 200,000.00	197,929.17 0.00 0.00 198,787.08	0.00 0.00 0.00 0.00	857.92 0.00 857.92 857.92	857.92

INCOME EARNED

City of Banning | Account #11089 | As of February 29, 2024

Cusip	Security Description	Trade Date Settle Date Units	Book Value: Begin Book Value: Acq Book Value: Disp Book Value: End	Prior Accrued Inc. Received Ending Accrued Total Interest	Accr. Of Discount Amort. Of Premium Net Accret/Amort Income Earned	Total Income
912797HQ3	UNITED STATES TREASURY 05/09/2024	11/13/2023 11/14/2023 200,000.00	197,137.59 0.00 0.00 197,984.63	0.00 0.00 0.00 0.00	847.04 0.00 847.04 847.04	847.04
912797HT7	UNITED STATES TREASURY 06/06/2024	01/22/2024 01/23/2024 200,000.00	196,416.00 0.00 0.00 197,240.89	0.00 0.00 0.00 0.00	824.89 0.00 824.89 824.89	824.89
912797JP3	UNITED STATES TREASURY 04/23/2024	12/27/2023 12/28/2023 150,000.00	148,219.07 0.00 0.00 148,848.91	0.00 0.00 0.00 0.00	629.84 0.00 629.84 629.84	629.84
912797JX6	UNITED STATES TREASURY 05/21/2024	01/22/2024 01/23/2024 200,000.00	196,828.33 0.00 0.00 197,664.50	0.00 0.00 0.00 0.00	836.17 0.00 836.17 836.17	836.17
912797KE6	UNITED STATES TREASURY 06/11/2024	02/13/2024 02/14/2024 200,000.00	0.00 196,579.64 0.00 197,043.42	0.00 0.00 0.00 0.00	463.78 0.00 463.78 463.78	463.78
912828XX3	UNITED STATES TREASURY 2.0 06/30/2024	11/13/2023 11/14/2023 180,000.00	177,508.36 0.00 0.00 177,990.07	316.48 0.00 603.30 286.81	481.72 0.00 481.72 768.53	768.53
91282CBM2	UNITED STATES TREASURY 0.125 02/15/2024	06/08/2023 06/09/2023 0.00	249,521.21 0.00 (250,000.00) 0.00	144.36 156.25 0.00 11.89	478.79 0.00 478.79 490.68	490.68
91282CBR1	UNITED STATES TREASURY 0.25 03/15/2024	06/08/2023 06/09/2023 250,000.00	248,585.76 0.00 0.00 249,539.55	238.67 0.00 288.46 49.79	953.79 0.00 953.79 1,003.58	1,003.58
91282CGE5	UNITED STATES TREASURY 3.875 01/15/2026	06/08/2023 06/09/2023 500,000.00	496,348.70 0.00 0.00 496,497.00	904.88 0.00 2,448.49 1,543.61	148.30 0.00 148.30 1,691.91	1,691.91

INCOME EARNED

City of Banning | Account #11089 | As of February 29, 2024

Cusip	Security Description	Trade Date Settle Date Units	Book Value: Begin Book Value: Acq Book Value: Disp Book Value: End	Prior Accrued Inc. Received Ending Accrued Total Interest	Accr. Of Discount Amort. Of Premium Net Accret/Amort Income Earned	Total Income
			19,409,724.20	124,892.54	11,120.86	
			737,258.29	2,572.25	0.00	
			(250,000.00)	161,283.82	11,120.86	
Total Fixed Income		**19,970,000.00**	**19,908,103.35**	**38,963.52**	**50,084.38**	**50,084.38**
			20,578,182.51	124,892.54	14,390.57	
			1,441,178.55	3,920.26	0.00	
			(1,437,258.29)	161,283.82	14,390.57	
TOTAL PORTFOLIO		**20,660,602.73**	**20,596,011.69**	**40,311.53**	**54,702.10**	**54,702.10**

CASH FLOW REPORT

City of Banning | Account #11089 | As of February 29, 2024

Payment Date	Transaction Type	CUSIP	Quantity	Security Description	Principal Amount	Income	Total Amount
MARCH 2024							
03/01/2024	Dividend	31846V401	0.00		866.37		866.37
03/01/2024	Coupon	30231GAT9	0.00	EXXON MOBIL CORP 3.043 03/01/2026		7,607.50	7,607.50
03/07/2024	Final Maturity	912797GQ4	300,000.00	UNITED STATES TREASURY 03/07/2024	300,000.00		300,000.00
03/15/2024	Coupon	02582JKD1	215,000.00	AMXCA 2023-3 A 5.23 09/15/2028		937.04	937.04
03/15/2024	Coupon	47787CAC7	195,000.00	JDOT 2023-C A3 5.48 05/15/2028		890.50	890.50
03/15/2024	Coupon	91282CBR1	250,000.00	UNITED STATES TREASURY 0.25 03/15/2024		312.50	312.50
03/15/2024	Final Maturity	91282CBR1	250,000.00	UNITED STATES TREASURY 0.25 03/15/2024	250,000.00		250,000.00
03/18/2024	Coupon	36267KAD9	45,000.00	GMCAR 2023-3 A3 5.45 06/16/2028		204.38	204.38
03/20/2024	Coupon	379929AD4	45,000.00	GMALT 2023-3 A3 5.38 11/20/2026		201.75	201.75
03/25/2024	Coupon	05592XAD2	40,000.00	BMWOT 2023-A A3 5.47 02/25/2028		182.33	182.33
03/28/2024	Final Maturity	912797GY7	150,000.00	UNITED STATES TREASURY 03/28/2024	150,000.00		150,000.00
March 2024 Total					**700,866.37**	**10,336.00**	**711,202.37**
APRIL 2024							
04/01/2024	Coupon	3130ARF55	3,000,000.00	FEDERAL HOME LOAN BANKS 2.6 03/30/2027		39,000.00	39,000.00
04/11/2024	Final Maturity	912797HF7	200,000.00	UNITED STATES TREASURY 04/11/2024	200,000.00		200,000.00
04/15/2024	Coupon	023135CE4	500,000.00	AMAZON.COM INC 3.0 04/13/2025		7,500.00	7,500.00
04/15/2024	Coupon	02582JKD1	215,000.00	AMXCA 2023-3 A 5.23 09/15/2028		937.04	937.04
04/15/2024	Coupon	3130ARFY2	3,000,000.00	FEDERAL HOME LOAN BANKS 3.0 04/14/2025		45,000.00	45,000.00
04/15/2024	Coupon	3130ARGD7	3,000,000.00	FEDERAL HOME LOAN BANKS 3.0 04/14/2025		45,000.00	45,000.00
04/15/2024	Coupon	47787CAC7	195,000.00	JDOT 2023-C A3 5.48 05/15/2028		890.50	890.50
04/16/2024	Coupon	36267KAD9	45,000.00	GMCAR 2023-3 A3 5.45 06/16/2028		204.38	204.38
04/18/2024	Final Maturity	912796CX5	350,000.00	UNITED STATES TREASURY 04/18/2024	350,000.00		350,000.00
04/22/2024	Coupon	379929AD4	45,000.00	GMALT 2023-3 A3 5.38 11/20/2026		201.75	201.75
04/23/2024	Final Maturity	912797JP3	150,000.00	UNITED STATES TREASURY 04/23/2024	150,000.00		150,000.00
04/25/2024	Coupon	05592XAD2	40,000.00	BMWOT 2023-A A3 5.47 02/25/2028		182.33	182.33
04/29/2024	Coupon	3130ARNR8	3,000,000.00	FEDERAL HOME LOAN BANKS 3.5 04/29/2025		52,500.00	52,500.00
04/29/2024	Effective Maturity	3130ARNR8	3,000,000.00	FEDERAL HOME LOAN BANKS 3.5 04/29/2025	3,000,000.00		3,000,000.00
04/29/2024	Coupon	3134GW6Z4	3,000,000.00	FEDERAL HOME LOAN MORTGAGE CORP 0.48 05/29/2025		7,200.00	7,200.00
April 2024 Total					**3,700,000.00**	**198,616.00**	**3,898,616.00**
MAY 2024							

CASH FLOW REPORT

City of Banning | Account #11089 | As of February 29, 2024

Payment Date	Transaction Type	CUSIP	Quantity	Security Description	Principal Amount	Income	Total Amount
05/09/2024	Final Maturity	912797HQ3	200,000.00	UNITED STATES TREASURY 05/09/2024	200,000.00		200,000.00
05/15/2024	Coupon	02582JKD1	215,000.00	AMXCA 2023-3 A 5.23 09/15/2028		937.04	937.04
05/15/2024	Coupon	47787CAC7	195,000.00	JDOT 2023-C A3 5.48 05/15/2028		890.50	890.50
05/16/2024	Coupon	36267KAD9	45,000.00	GMCAR 2023-3 A3 5.45 06/16/2028		204.38	204.38
05/16/2024	Final Maturity	912797FH5	200,000.00	UNITED STATES TREASURY 05/16/2024	200,000.00		200,000.00
05/20/2024	Coupon	379929AD4	45,000.00	GMALT 2023-3 A3 5.38 11/20/2026		201.75	201.75
05/21/2024	Final Maturity	912797JX6	200,000.00	UNITED STATES TREASURY 05/21/2024	200,000.00		200,000.00
05/27/2024	Coupon	05592XAD2	40,000.00	BMWOT 2023-A A3 5.47 02/25/2028		182.33	182.33
May 2024 Total					**600,000.00**	**2,416.00**	**602,416.00**
JUNE 2024							
06/06/2024	Final Maturity	912797HT7	200,000.00	UNITED STATES TREASURY 06/06/2024	200,000.00		200,000.00
06/11/2024	Final Maturity	912797KE6	200,000.00	UNITED STATES TREASURY 06/11/2024	200,000.00		200,000.00
06/17/2024	Coupon	02582JKD1	215,000.00	AMXCA 2023-3 A 5.23 09/15/2028		937.04	937.04
06/17/2024	Coupon	36267KAD9	45,000.00	GMCAR 2023-3 A3 5.45 06/16/2028		204.38	204.38
06/17/2024	Coupon	47787CAC7	195,000.00	JDOT 2023-C A3 5.48 05/15/2028		890.50	890.50
06/17/2024	Coupon	857477AN3	250,000.00	STATE STREET CORP 3.3 12/16/2024		4,125.00	4,125.00
06/20/2024	Coupon	379929AD4	45,000.00	GMALT 2023-3 A3 5.38 11/20/2026		201.75	201.75
06/25/2024	Coupon	05592XAD2	40,000.00	BMWOT 2023-A A3 5.47 02/25/2028		182.33	182.33
June 2024 Total					**400,000.00**	**6,541.00**	**406,541.00**
JULY 2024							
07/01/2024	Coupon	912828XX3	180,000.00	UNITED STATES TREASURY 2.0 06/30/2024		1,800.00	1,800.00
07/01/2024	Final Maturity	912828XX3	180,000.00	UNITED STATES TREASURY 2.0 06/30/2024	180,000.00		180,000.00
07/05/2024	Final Maturity	912796Y52	350,000.00	UNITED STATES TREASURY 07/05/2024	350,000.00		350,000.00
07/11/2024	Final Maturity	912797GB7	200,000.00	UNITED STATES TREASURY 07/11/2024	200,000.00		200,000.00
07/15/2024	Coupon	02582JKD1	215,000.00	AMXCA 2023-3 A 5.23 09/15/2028		937.04	937.04
07/15/2024	Coupon	47787CAC7	195,000.00	JDOT 2023-C A3 5.48 05/15/2028		890.50	890.50
07/15/2024	Coupon	91282CGE5	500,000.00	UNITED STATES TREASURY 3.875 01/15/2026		9,687.50	9,687.50
07/16/2024	Coupon	36267KAD9	45,000.00	GMCAR 2023-3 A3 5.45 06/16/2028		204.38	204.38
07/22/2024	Coupon	379929AD4	45,000.00	GMALT 2023-3 A3 5.38 11/20/2026		201.75	201.75
07/25/2024	Coupon	05592XAD2	40,000.00	BMWOT 2023-A A3 5.47 02/25/2028		182.33	182.33
July 2024 Total					**730,000.00**	**13,903.50**	**743,903.50**
AUGUST 2024							

CASH FLOW REPORT

City of Banning | Account #11089 | As of February 29, 2024

Payment Date	Transaction Type	CUSIP	Quantity	Security Description	Principal Amount	Income	Total Amount
08/02/2024	Final Maturity	313384A58	200,000.00	FEDERAL HOME LOAN BANKS 08/02/2024	200,000.00		200,000.00
08/15/2024	Coupon	02582JKD1	215,000.00	AMXCA 2023-3 A 5.23 09/15/2028		937.04	937.04
08/15/2024	Coupon	47787CAC7	195,000.00	JDOT 2023-C A3 5.48 05/15/2028		890.50	890.50
08/16/2024	Coupon	36267KAD9	45,000.00	GMCAR 2023-3 A3 5.45 06/16/2028		204.38	204.38
08/20/2024	Coupon	379929AD4	45,000.00	GMALT 2023-3 A3 5.38 11/20/2026		201.75	201.75
08/26/2024	Coupon	05592XAD2	40,000.00	BMWOT 2023-A A3 5.47 02/25/2028		182.33	182.33
August 2024 Total					**200,000.00**	**2,416.00**	**202,416.00**
SEPTEMBER 2024							
09/03/2024	Coupon	30231GAT9	500,000.00	EXXON MOBIL CORP 3.043 03/01/2026		7,607.50	7,607.50
09/16/2024	Coupon	02582JKD1	215,000.00	AMXCA 2023-3 A 5.23 09/15/2028		937.04	937.04
09/16/2024	Coupon	36267KAD9	45,000.00	GMCAR 2023-3 A3 5.45 06/16/2028		204.38	204.38
09/16/2024	Coupon	47787CAC7	195,000.00	JDOT 2023-C A3 5.48 05/15/2028		890.50	890.50
09/20/2024	Coupon	379929AD4	45,000.00	GMALT 2023-3 A3 5.38 11/20/2026		201.75	201.75
09/25/2024	Coupon	05592XAD2	40,000.00	BMWOT 2023-A A3 5.47 02/25/2028		182.33	182.33
09/30/2024	Coupon	3130ARF55	3,000,000.00	FEDERAL HOME LOAN BANKS 2.6 03/30/2027		39,000.00	39,000.00
September 2024 Total						**49,023.50**	**49,023.50**
OCTOBER 2024							
10/15/2024	Coupon	023135CE4	500,000.00	AMAZON.COM INC 3.0 04/13/2025		7,500.00	7,500.00
10/15/2024	Coupon	02582JKD1	215,000.00	AMXCA 2023-3 A 5.23 09/15/2028		937.04	937.04
10/15/2024	Coupon	3130ARFY2	3,000,000.00	FEDERAL HOME LOAN BANKS 3.0 04/14/2025		45,000.00	45,000.00
10/15/2024	Coupon	3130ARGD7	3,000,000.00	FEDERAL HOME LOAN BANKS 3.0 04/14/2025		60,000.00	60,000.00
10/15/2024	Coupon	47787CAC7	195,000.00	JDOT 2023-C A3 5.48 05/15/2028		890.50	890.50
10/16/2024	Coupon	36267KAD9	45,000.00	GMCAR 2023-3 A3 5.45 06/16/2028		204.38	204.38
10/21/2024	Coupon	379929AD4	45,000.00	GMALT 2023-3 A3 5.38 11/20/2026		201.75	201.75
10/25/2024	Coupon	05592XAD2	40,000.00	BMWOT 2023-A A3 5.47 02/25/2028		182.33	182.33
10/29/2024	Coupon	3134GW6Z4	3,000,000.00	FEDERAL HOME LOAN MORTGAGE CORP 0.48 05/29/2025		7,200.00	7,200.00
October 2024 Total						**122,116.00**	**122,116.00**
NOVEMBER 2024							
11/15/2024	Coupon	02582JKD1	215,000.00	AMXCA 2023-3 A 5.23 09/15/2028		937.04	937.04
11/15/2024	Coupon	47787CAC7	195,000.00	JDOT 2023-C A3 5.48 05/15/2028		890.50	890.50
11/18/2024	Coupon	36267KAD9	45,000.00	GMCAR 2023-3 A3 5.45 06/16/2028		204.38	204.38

CASH FLOW REPORT

City of Banning | Account #11089 | As of February 29, 2024

Payment Date	Transaction Type	CUSIP	Quantity	Security Description	Principal Amount	Income	Total Amount
11/20/2024	Coupon	379929AD4	45,000.00	GMALT 2023-3 A3 5.38 11/20/2026		201.75	201.75
11/25/2024	Coupon	05592XAD2	40,000.00	BMWOT 2023-A A3 5.47 02/25/2028		182.33	182.33
November 2024 Total						**2,416.00**	**2,416.00**
DECEMBER 2024							
12/16/2024	Coupon	02582JKD1	215,000.00	AMXCA 2023-3 A 5.23 09/15/2028		937.04	937.04
12/16/2024	Coupon	36267KAD9	45,000.00	GMCAR 2023-3 A3 5.45 06/16/2028		204.38	204.38
12/16/2024	Coupon	47787CAC7	195,000.00	JDOT 2023-C A3 5.48 05/15/2028		890.50	890.50
12/16/2024	Coupon	857477AN3	250,000.00	STATE STREET CORP 3.3 12/16/2024		4,125.00	4,125.00
12/16/2024	Final Maturity	857477AN3	250,000.00	STATE STREET CORP 3.3 12/16/2024	250,000.00		250,000.00
12/20/2024	Coupon	379929AD4	45,000.00	GMALT 2023-3 A3 5.38 11/20/2026		201.75	201.75
12/25/2024	Coupon	05592XAD2	40,000.00	BMWOT 2023-A A3 5.47 02/25/2028		182.33	182.33
December 2024 Total					**250,000.00**	**6,541.00**	**256,541.00**
JANUARY 2025							
01/15/2025	Coupon	02582JKD1	215,000.00	AMXCA 2023-3 A 5.23 09/15/2028		937.04	937.04
01/15/2025	Coupon	47787CAC7	195,000.00	JDOT 2023-C A3 5.48 05/15/2028		890.50	890.50
01/15/2025	Coupon	91282CGE5	500,000.00	UNITED STATES TREASURY 3.875 01/15/2026		9,687.50	9,687.50
01/16/2025	Coupon	36267KAD9	45,000.00	GMCAR 2023-3 A3 5.45 06/16/2028		204.38	204.38
01/20/2025	Coupon	379929AD4	45,000.00	GMALT 2023-3 A3 5.38 11/20/2026		201.75	201.75
01/27/2025	Coupon	05592XAD2	40,000.00	BMWOT 2023-A A3 5.47 02/25/2028		182.33	182.33
January 2025 Total						**12,103.50**	**12,103.50**
Grand Total			**42,950,000.00**		**6,580,866.37**	**426,428.50**	**7,007,294.87**

IMPORTANT DISCLOSURES

City of Banning | Account #11089 | As of February 29, 2024

Chandler Asset Management, Inc. ("Chandler") is an SEC registered investment adviser. For additional information about our firm, please see our current disclosures (Form ADV). To obtain a copy of our current disclosures, you may contact your client service representative by calling the number on the front of this statement or you may visit our website at www.chandlerasset.com.

Information contained in this monthly statement is confidential and is provided for informational purposes only and should not be construed as specific investment or legal advice. The information contained herein was obtained from sources believed to be reliable as of the date of this statement, but may become outdated or superseded at any time without notice.

Custody: Your qualified custodian bank maintains control of all assets reflected in this statement and we urge you to compare this statement to the one you receive from your qualified custodian. Chandler does not have any authority to withdraw or deposit funds from/to the custodian account.

Valuation: Prices are provided by IDC, an independent pricing source. In the event IDC does not provide a price or if the price provided is not reflective of fair market value, Chandler will obtain pricing from an alternative approved third party pricing source in accordance with our written valuation policy and procedures. Our valuation procedures are also disclosed in Item 5 of our Form ADV Part 2A.

Performance: Performance results are presented gross-of-advisory fees and represent the client's Total Return. The deduction of advisory fees lowers performance results. These results include the reinvestment of dividends and other earnings. Past performance may not be indicative of future results. Therefore, clients should not assume that future performance of any specific investment or investment strategy will be profitable or equal to past performance levels. All investment strategies have the potential for profit or loss. Economic factors, market conditions or changes in investment strategies, contributions or withdrawals may materially alter the performance and results of your portfolio.

Source ice Data Indices, LLC ("ICE"), used with permission. ICE PERMITS USE OF THE ICE INDICES AND RELATED DATA ON AN "AS IS" BASIS; ICE, ITS AFFILIATES AND THEIR RESPECTIVE THIRD PARTY SUPPLIERS DISCLAIM ANY AND ALL WARRANTIES AND REPRESENTATIONS, EXPRESS AND/OR IMPLIED, INCLUDING ANY WARRANTIES OF MERCHANTABILITY OR FITNESS FOR A PARTICULAR PURPOSE OR USE, INCLUDING THE INDICES, INDEX DATA AND ANY DATA INCLUDED IN, RELATED TO, OR DERIVED THEREFROM. NEITHER ICE DATA, ITS AFFILIATES OR THEIR RESPECTIVE THIRD PARTY PROVIDERS GUARANTEE THE QUALITY, ADEQUACY, ACCURACY, TIMELINESS OR COMPLETENESS OF THE INDICES OR THE INDEX DATA OR ANY COMPONENT THEREOF, AND THE INDICES AND INDEX DATA AND ALL COMPONENTS THEREOF ARE PROVIDED ON AN "AS IS" BASIS AND LICENSEE'S USE IS AT LICENSEE'S OWN RISK. ICE DATA, ITS AFFILIATES AND THEIR RESPECTIVE THIRD PARTY DO NOT SPONSOR, ENDORSE, OR RECOMMEND CHANDLER, OR ANY OF ITS PRODUCTS OR SERVICES.

Index returns assume reinvestment of all distributions. Historical performance results for investment indexes generally do not reflect the deduction of transaction and/or custodial charges or the deduction of an investment management fee, the incurrence of which would have the effect of decreasing historical performance results. It is not possible to invest directly in an index.

Ratings: Ratings information have been provided by Moody's, S&P and Fitch through data feeds we believe to be reliable as of the date of this statement, however we cannot guarantee its accuracy.

Security level ratings for U.S. Agency issued mortgage-backed securities ("MBS") reflect the issuer rating because the securities themselves are not rated. The issuing U.S. Agency guarantees the full and timely payment of both principal and interest and carries a AA+/Aaa/AAA by S&P, Moody's and Fitch respectively.

BENCHMARK INDEX & DISCLOSURES

City of Banning | Account #11089 | As of February 29, 2024

Benchmark	Disclosure
ICE BofA 0-1 Yr US Treasury Index	The ICE BAML 0-1 Year US Treasury Index tracks the performance of US Dollar denominated Sovereign debt publically issued by the US government in its domestic market with maturities less than two years. Qualifying securities must haveat least one month and less than one years remaining term to final maturity, a fixed coupon schedule and a minimum amount outstanding of $1 billion. (Index: G0QA. Please visit www.mlindex.ml.com for more information)

State of California
Pooled Money Investment Account
Market Valuation
2/29/2024

Description	Carrying Cost Plus Accrued Interest Purch.	Fair Value	Accrued Interest
United States Treasury:			
Bills	$ 26,924,803,816.81	$ 27,291,651,500.00	NA
Notes	$ 63,298,748,638.50	$ 62,447,680,500.00	$ 388,251,924.50
Federal Agency:			
SBA	$ 267,820,971.68	$ 267,426,730.80	$ 1,297,607.73
MBS-REMICs	$ 2,059,624.46	$ 2,013,463.24	$ 9,008.19
Debentures	$ 8,383,258,772.30	$ 8,289,911,050.00	$ 72,399,903.20
Debentures FR	$ -	$ -	$ -
Debentures CL	$ 800,000,000.00	$ 787,913,500.00	$ 5,686,111.50
Discount Notes	$ 28,871,448,333.25	$ 29,262,665,000.00	NA
Supranational Debentures	$ 2,819,489,700.14	$ 2,780,695,500.00	$ 22,733,834.60
Supranational Debentures FR	$ -	$ -	$ -
CDs and YCDs FR	$ -	$ -	$ -
Bank Notes			
CDs and YCDs	$ 16,500,000,000.00	$ 16,500,095,058.09	$ 239,387,680.55
Commercial Paper	$ 10,484,704,916.64	$ 10,621,501,579.94	NA
Corporate:			
Bonds FR	$ -	$ -	$ -
Bonds	$ 645,582,722.40	$ 628,469,070.00	$ 4,714,625.21
Repurchase Agreements	$ -	$ -	$ -
Reverse Repurchase	$ -	$ -	$ -
Time Deposits	$ 4,959,000,000.00	$ 4,959,000,000.00	NA
PMIA & GF Loans	$ 325,717,000.00	$ 325,717,000.00	NA
TOTAL	$ 164,282,634,496.18	$ 164,164,739,952.07	$ 734,480,695.48

Fair Value Including Accrued Interest $ 164,899,220,647.55

Repurchase Agreements, Time Deposits, PMIA & General Fund loans, and
Reverse Repurchase agreements are carried at portfolio book value (carrying cost).

PMIA/LAIF Performance Report
as of 3/06/24

Quarterly Performance
Quarter Ended 12/31/23

LAIF Apportionment Rate[2]:	4.00
LAIF Earnings Ratio[2]:	0.00010932476863589
LAIF Administrative Cost[1]*:	0.29
LAIF Fair Value Factor[1]:	0.993543131
PMIA Daily[1]:	3.96
PMIA Quarter to Date[1]:	3.81
PMIA Average Life[1]:	230

PMIA Average Monthly Effective Yields[1]

February	**4.122**
January	4.012
December	3.929
November	3.843
October	3.670
September	3.534

Pooled Money Investment Account
Monthly Portfolio Composition [1]
1/31/24
$165.8 billion

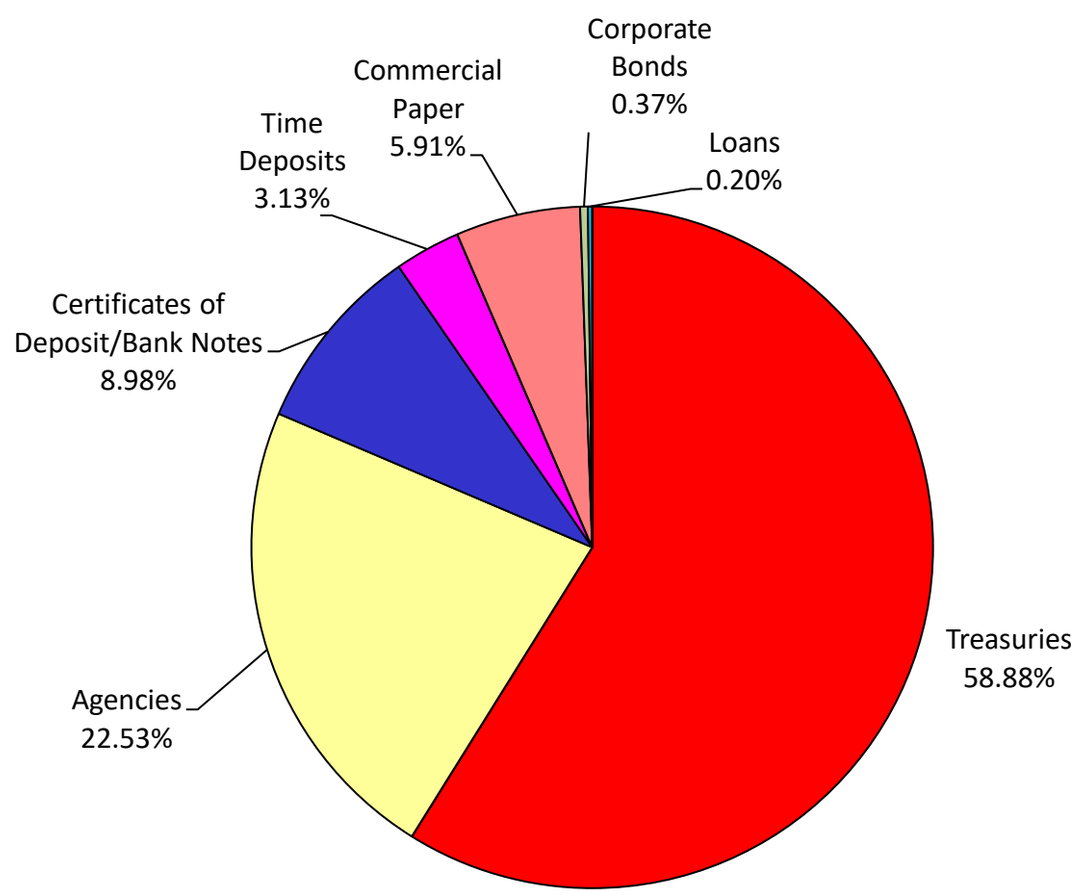

Chart does not include $2,112,000.00 in mortgages, which equates to 0.001%. Percentages may not total 100% due to rounding.

Daily rates are now available here. **View PMIA Daily Rates**

Notes: The apportionment rate includes interest earned on the CalPERS Supplemental Pension Payment pursuant to Government Code 20825 (c)(1) and interest earned on the Wildfire Fund loan pursuant to Public Utility Code 3288 (a).

**The percentage of administrative cost equals the total administrative cost divided by the quarterly interest earnings. The law provides that administrative costs are not to exceed 5% of quarterly EARNINGS of the fund. However, if the 13-week Daily Treasury Bill Rate on the last day of the fiscal year is below 1%, then administrative costs shall not exceed 8% of quarterly EARNINGS of the fund for the subsequent fiscal year.*

Source:
[1] State of California, Office of the Treasurer
[2] State of Calfiornia, Office of the Controller

CITY OF BANNING
STAFF REPORT

TO:	**CITY COUNCIL**
FROM:	**Douglas Schulze, City Manager**
PREPARED BY:	**Lincoln Bogard, Administrative Services Director** **Lincoln Bogard, Administrative Services Director**
MEETING DATE:	**March 26, 2024**
SUBJECT:	**Receipts, Disbursements, & Fund Balances Reporting for Fiscal Year 2021-22, Fiscal Year 2022-23, and Fiscal Year 2023-24 Through Period 8**

RECOMMENDATION:

Receive and file report on Receipts, Disbursements, & Fund Balances Reporting for Fiscal Year 2021-22, Fiscal Year 2022-23, and Fiscal Year 2023-24 Through Period 8.

BACKGROUND:

Per Government Code Section 41004, Regularly, at least once each month, the city treasurer shall submit to the city clerk a written report and accounting of all receipts, disbursements, and fund balances. The city treasurer shall file a copy with the legislative body.

JUSTIFICATION:

This format will replace the OpenGov reports going forward. The prior reporting had some short comings and these reports contain all data including payroll. After this meeting only the current Fiscal Year Prior Month will be presented, unless requested otherwise.

FISCAL IMPACT:

None. This report only shows the results of operations.

ALTERNATIVES:

Not Applicable.

ATTACHMENTS:

1. FY 2021-22 Cash Disbursements.pdf
2. FY 2021-22 Cash Receipts.pdf
3. FY 2021-22 Net Cash Flow.pdf
4. FY 2021-22 Payments Per Fund By Period.pdf
5. FY 2021-22 Vendor By Fund By Period.pdf
6. FY 2021-22 Vendor By Period.pdf
7. FY 2022-23 Cash Disbursements.pdf
8. FY 2022-23 Cash Receipts.pdf
9. FY 2022-23 Net Cash Flow.pdf

10. FY 2022-23 Payments Per Fund By Period.pdf
11. FY 2022-23 Vendor By Fund By Period.pdf
12. FY 2022-23 Vendor By Period.pdf
13. FY 2023-24 Cash Disbursements.pdf
14. FY 2023-24 Cash Receipts.pdf
15. FY 2023-24 Net Cash Flow.pdf
16. FY 2023-24 Payments Per Fund By Period.pdf
17. FY 2023-24 Vendor By Fund By Period.pdf
18. FY 2023-24 Vendor By Period.pdf
19. Monthly Fund Balances.pdf

Disbursements By Fund & Period

Sum of Credit		FY	Period												
		22													22 Total
Fund	Fund Description	1	2	3	4	5	6	7	8	9	10	11	12	13	
001	GENERAL FUND	11,467,332.36	3,494,582.57	3,324,802.45	2,447,402.43	2,266,330.58	3,360,680.43	3,421,945.79	3,723,135.55	3,976,901.65	2,808,440.63	2,401,052.74	8,818,366.82	4,393,187.04	55,904,161.04
002	DEVELOPER DEPOSIT FUND	12,978.40	10,467.20	21,251.85	9,931.64	10,044.80	23,095.33	16,943.10	21,094.45	227,291.25	41,340.91	57,524.85	78,782.28		530,746.06
005	ADMIN ALLOWANCE FUND		1,750.00	225.00		2,000.00	225.00	1,000.00		2,225.00			4,396.25		11,821.25
100	GAS TAX STREET FUND	135,827.14	61,164.45	232,783.44	61,040.94	42,691.31	257,878.93	75,301.68	97,655.66	239,950.13	59,907.64	71,606.29	1,274,662.43		2,610,470.04
101	MEASURE A STREET FUND	24,114.31	59,701.78	203,197.40	230,199.54		292,160.10	100,475.58	91,641.83	85,278.25		156,750.00	384,779.97		1,628,298.76
102	RMRA (SB1) GAS TAX FUND		18,107.48	1,074.50			1,074.50	89,614.32	449,794.26	1,074.50		28,389.93	149,283.81		738,413.30
110	CDBG FUND		130.12	51,673.55		113,605.80	19,684.50	162,815.97		5,607.25	6,377.21		20,591.16		380,485.56
111	LANDSCAPE MAINTENANCE FD	23,907.59	13,745.51	14,064.81	6,691.26	6,470.83	26,083.78	18,664.86	11,208.65	10,012.39	8,978.08	10,015.63	29,121.33		178,964.72
132	AIR QUALITY IMPROVEMT FD			49.75			49.75			49.75	3,000.00		289.37		3,438.62
140	ASSET FORFEIT-POLICE FUND								5,472.00						5,472.00
148	SUPPL LAW ENFORCEMENT FD	15,168.29								17,600.00			6,950.00		39,718.29
200	SPECIAL DONATION FUND		445.38	1,378.02	451.46	4,827.09	8,733.17	311.67	74.28	289.50			1,523.68		18,034.25
201	SENIOR CTR ACTIVITIES FD	357.29	95.68	2,150.05	711.15		776.75	286.26	77.83	776.75	336.50		4,284.94		9,853.20
203	POLICE VOLUNTEER FUND			178.75			178.75			178.75			964.69		1,500.94
222	ARPA-AMERICA RESCUE PLAN						24,000.00		1,291,055.22	1,026,268.40			230,701.94		2,572,025.56
300	CITY ADMIN DEBT SVC FUND														
360	SUN LAKES CFD #86-1 FUND														
365	WILSON ST #91-1 ASSMT DBT														
370	AREA POLICE COMPUTER FUND	26,263.35		909.02		209.85	15,288.28	146.80	199.56	199.56	2,076.54	1,876.98	2,271.68		49,441.62
375	FAIR OAKS AD #2004-1 DEBT	4,104.50	137,847.95	623.25	786.00		1,448.25		45,652.47	2,359.25			3,463.73		196,285.40
376	CAMEO HOMES FUND														
400	P/FACILITIES DVLP FUND			30.75			30.75			30.75			182.69		274.94
410	F/FACILITY DEVELOPMENT FD			30.75			30.75			30.75			182.69		274.94
420	TRAFFIC CONTROL FACIL FD			6,674.50			377.00			377.00			255,158.55		262,587.05
430	GENERAL FACILITIES FUND			1,061.00			1,061.00			1,061.00			5,329.83		8,512.83
441	SUNSET GRADE SEP FUND												55.59		55.59
444	WILSON MEDIAN FUND			27.50			27.50			27.50			163.39		245.89
451	PARK DEVELOPMENT FUND			387.75			387.75		860.00	387.75			1,999.92		4,023.17
470	CAPITAL IMPROVEMENT FUND			20.50			20.50			20.50			121.80		183.30
600	AIRPORT FUND	60,987.78	7,142.26	24,347.16	6,996.85	14,492.92	59,121.59	338,661.37	14,700.21	19,859.40	10,004.75	105,269.76	82,445.29		744,029.34
610	TRANSIT FUND	244,326.91	78,243.34	255,930.85	69,988.64	75,241.66	318,017.29	78,700.31	152,854.58	253,826.54	76,914.57	86,477.40	1,073,977.14		2,764,499.23
660	WATER FUND	1,022,199.92	716,077.31	1,499,741.79	2,414,184.63	287,853.62	1,390,812.02	522,476.54	648,751.75	925,487.77	350,327.52	286,231.77	3,153,601.04		13,217,745.68
661	WATER CAPITAL FACIL FUND	2,145.71	19,492.50	8,644.25	3,827.50		672.00	2,514.12				12,918.75	2,555.30		52,770.13
662	IRRIGATION WATER FUND														
663	BUA WATER CAP PROJ FUND	50.00													50.00
669	BUA WATER - DEBT SERV FD				1,534,256.26						431,256.26				1,965,512.52
670	ELECTRIC FUND	2,944,976.67	3,406,220.53	3,676,190.30	2,703,221.82	1,974,500.70	2,773,479.81	1,781,295.76	1,843,101.30	3,817,011.78	2,060,774.99	2,018,121.16	8,208,827.13	136,702.90	37,344,424.85
672	RATE STABILITY FUND														
673	ELECTRIC IMPROVEMENT FUND	133,817.99	111,886.85	579,096.41	1,509,565.86	1,073,779.36	486,566.70	1,094,359.17	182,633.17	1,427,201.37	128,237.60	715,607.83	3,818,165.27		11,260,917.58
674	07 ELEC REV BOND PROJ FD	957,724.27	3,688.96										7,496.89		968,910.12
675	PUBLIC BENEFIT FUND	41,163.35	41,825.09	32,402.21	49,215.50	46,635.90	64,423.54	55,031.63	62,318.82	47,329.78	35,022.59	34,206.58	100,527.64		610,102.63
678	07 ELEC REV BDS DEBT SVC				2,475.00	576,771.88					1,350.00	1,851,771.88			2,432,368.76
680	WASTEWATER FUND	377,079.76	204,593.40	509,670.41	635,358.55	167,768.61	701,782.46	227,907.82	239,026.42	468,883.63	169,508.57	169,598.92	1,407,665.73		5,278,844.28
681	WASTEWATER CAP FACIL FUND		18,334.00												18,334.00
682	WWTR TERTIARY FUND														
683	BUA W/WATER CAP PROJ FUND	31,168.38	10,710.94	61,470.70	64,162.08			2,529.00		18,051.25			5,636.35		193,728.70
685	STATE REVOLVING LOAN FUND														
689	BUA WASTEWATER-DEBT SERV				254,196.37			250.00			148,315.91				402,762.28
690	REFUSE FUND	346,155.51	387,475.14	264,060.87	44,691.15	27,767.67	205,938.80	27,600.67	46,918.43	143,415.55	34,075.90	21,293.48	281,214.97		1,830,608.14
700	RISK MANAGEMENT FUND	1,991,345.11	86,629.28	89,412.49	377,745.47	60,268.10	86,793.47	47,006.32	54,402.36	754,698.73	42,806.62	26,080.28	3,078,936.67		6,696,124

Disbursements By Fund & Period

Sum of Credit		FY	Period												
		22													22 Total
Fund	Fund Description	1	2	3	4	5	6	7	8	9	10	11	12	13	
702	FLEET MAINTENANCE FUND	192,719.22	111,517.82	153,035.68	69,127.31	143,306.18	100,906.43	97,137.39	153,963.16	178,734.90	104,596.56	110,318.21	1,706,687.14		3,122,050.00
703	INFORMAT'N SYSTEMS SVC FD	84,957.31	49,210.54	34,544.33	159,905.27	45,108.89	49,909.52	35,753.47	65,502.18	43,294.30	41,791.44	50,588.31	757,615.05		1,418,180.61
761	UTL BILL, ACCT & COLL SVC	293,134.46	154,089.03	267,805.47	139,506.38	175,717.01	272,736.85	145,599.09	269,866.81	229,259.01	152,097.60	140,489.00	2,003,858.98		4,244,159.69
805	REDEV OBLIGAT'N RETIRE FD	1,814,915.00		11.25			11.25	585,332.00		11.25			66.84		2,400,347.59
810	SA-LOW/MOD FUND	10,000.00	395.00	1,330.50	37.00	1,000.00	1,330.50	500.00		3,330.50		114,993.98	71,297.52		204,215.00
830	SA-DEBT SERVICE FUND		1,733,981.39	70.00		2,475.00	70.00		455,857.01	70.00			415.89		2,192,939.29
840	BEA CAPITAL PROJECTS FUND	33,520.21	4,657.22	87,863.78	161,818.02	1,013.00	176,779.70	82,295.55	131,264.08	29,579.31	111,874.60	384,068.74	273,242.79		1,477,977.00
841	BEA L/M CAP PROJECTS FUND			32.00			32.00			32.00			190.12		286.12
850	SA-ADMIN FUND			859.75			859.75			859.75			2,905.50		5,484.75
Grand Total		22,292,440.79	10,944,208.72	11,409,114.79	12,957,494.08	7,119,880.76	10,723,536.45	9,012,456.24	10,059,082.04	13,958,934.45	6,829,412.99	8,855,252.47	37,310,957.79	4,529,889.94	166,002,661.51

Receipts By Fund & Period

Sum of Debit		FY	Period												
		22													22 Total
Fund	Fund Description	1	2	3	4	5	6	7	8	9	10	11	12	13	
001	GENERAL FUND	8,250,189.13	2,361,758.12	2,486,499.23	2,448,069.01	2,753,202.93	3,857,557.40	3,001,719.87	5,173,201.17	4,042,970.70	2,579,324.50	3,456,010.15	11,008,607.23		51,419,109.44
002	DEVELOPER DEPOSIT FUND		15,000.00		10,000.00	41,082.50	55,000.00			3,861.20	10,000.00		106,087.03		241,030.73
005	ADMIN ALLOWANCE FUND	125,000.00						125,000.00					936.25		250,936.25
100	GAS TAX STREET FUND	90,239.19	71,511.13	121,129.50	272.62	124,406.34	235,591.58	8,022.14	90,141.31	179,507.21	56,564.64	63,795.54	1,453,032.09	3,854.88	2,498,068.17
101	MEASURE A STREET FUND	145,235.65	79,130.69	5.23	96,883.87	50,416.09	46,679.85	45,110.42	3,034.19	70,984.59	294,351.61		390,692.11		1,222,524.30
102	RMRA (SB1) GAS TAX FUND	56,247.09	48,901.08	54,700.41	60,553.39	53,438.02	51,530.68	53,057.81	49,967.78	50,004.08	55,220.08	52,152.09	60,393.23		646,165.74
110	CDBG FUND					79,107.51			1,439.71	6.50	121,166.79	4,500.00	4,454.75	49,289.68	259,964.94
111	LANDSCAPE MAINTENANCE FD	584.21	2.13	0.77	950.61	2.32	12.06	18,057.81	672.18	2.81	41.26	16,025.25	14,718.30		51,069.71
132	AIR QUALITY IMPROVEMT FD	86.11		10,335.29	70.64	153,000.00	10,627.74	110.01		9,756.60	157.19		10,611.79		194,755.37
140	ASSET FORFEIT-POLICE FUND	39.48		0.03	2.03		0.64	1.92		0.01	0.69		0.19		44.99
148	SUPPL LAW ENFORCEMENT FD	56.25		0.60	69,657.47	8,333.33	16,687.44	62.16	8,333.33	8,334.33	8,419.80	8,333.33	33,360.86		161,578.90
200	SPECIAL DONATION FUND	1,500.00		100.00	100.00	600.00		770.00	100.00	108.54	850.00		2,749.18		6,877.72
201	SENIOR CTR ACTIVITIES FD	18.77	8.29	0.21	13.60	2,711.15	1,325.45	513.33		0.21	337.85	56.50	3,933.38		8,918.74
203	POLICE VOLUNTEER FUND	1.19		375.02	1.07		375.34	1.02		375.02	1.42		1,161.36		2,291.44
222	ARPA-AMERICA RESCUE PLAN	3,734,363.00													3,734,363.00
300	CITY ADMIN DEBT SVC FUND	2.27		0.03	1.70		0.54	1.61		0.03	2.25		0.60		9.03
360	SUN LAKES CFD #86-1 FUND	13.83		0.16	10.38		3.28	9.81		0.16	13.71		3.68		55.01
365	WILSON ST #91-1 ASSMT DBT	28.60		0.33	21.46		6.78	20.29		0.33	28.35		7.62		113.76
370	AREA POLICE COMPUTER FUND	23.98		6,250.20	12.97		7,254.39	13.13		0.16	13.90		3.12		13,571.85
375	FAIR OAKS AD #2004-1 DEBT				2,234.34			98,839.24				91,787.16	2,840.48		195,701.22
376	CAMEO HOMES FUND	18.08		0.21	13.57		4.29	12.83		0.21	17.92		4.82		71.93
400	P/FACILITIES DVLP FUND	3,657.32		2,400.97	63.45	1,200.00	1,220.26	60.62		0.98	84.62		174.68		8,862.90
410	F/FACILITY DEVELOPMENT FD	2,686.40		1,497.58	363.37	746.00	860.97	343.98		5.57	480.48		281.06		7,265.41
420	TRAFFIC CONTROL FACIL FD	7,366.70		6,816.55	604.07	3,409.00	191.16	571.91		9.26	798.31		2,973.44		22,740.40
430	GENERAL FACILITIES FUND	1,724.39		1,044.27	147.98	521.00	567.68	139.65		2.25	194.26		4,321.03		8,662.51
441	SUNSET GRADE SEP FUND												252,053.27		252,053.27
444	WILSON MEDIAN FUND	149.11		1.72	111.88		35.36	105.78		1.71	147.76		175.60		728.92
451	PARK DEVELOPMENT FUND	11,519.90		7,638.82	53.24	3,819.00	3,836.44	52.16		0.84	72.26		1,631.59		28,624.25
470	CAPITAL IMPROVEMENT FUND												101.30	47,721.19	47,822.49
600	AIRPORT FUND	32,376.65	13,391.54	22,899.30	12,066.85	17,632.99	17,873.71	14,763.12	19,095.71	24,962.57	8,203.36	432,735.00	74,649.93		690,650.73
610	TRANSIT FUND	3,496.36	766,037.00	193,852.43	732,084.34	142,130.17	154,738.16	140,147.91	214,821.10	150,735.36	137,284.51	136,307.95	933,774.52		3,705,409.81
660	WATER FUND	1,021,465.59	1,304,447.47	1,324,490.00	1,183,763.71	1,060,906.59	846,225.50	1,227,766.37	1,288,257.96	1,029,823.96	1,431,189.92	1,237,382.50	2,819,954.29		15,775,673.86
661	WATER CAPITAL FACIL FUND	30,847.61		48,739.55	11,016.35		140,729.00	1,241.61	9,744.00	20.15	1,737.10	19,488.00	10,212.22		273,775.59
662	IRRIGATION WATER FUND	505.03		5.82	378.94		119.77	358.33		5.81	500.60		134.53		2,008.83
663	BUA WATER CAP PROJ FUND				30,000.00										30,000.00
669	BUA WATER - DEBT SERV FD				1,534,256.26								431,256.26		1,965,512.52
670	ELECTRIC FUND	2,203,520.44	3,090,302.61	4,318,548.03	2,889,101.41	2,215,451.51	1,715,042.87	2,557,738.75	2,208,520.84	3,075,293.43	1,987,259.77	1,961,829.17	8,427,531.76		36,650,140.59
672	RATE STABILITY FUND	2,457.78		28.33	1,844.16		582.87	1,743.83		28.27	2,436.22		654.70		9,776.16
673	ELECTRIC IMPROVEMENT FUND	20,561.16		2.50	162.44	784,690.56				3.65		1,163,405.88	358,266.51	136,702.90	2,463,795.60
674	07 ELEC REV BOND PROJ FD									18.51			274,423.69		274,442.20
675	PUBLIC BENEFIT FUND	61,562.08	86,923.67	87,879.73	75,036.59	59,925.62	47,214.12	52,629.61	53,324.43	71,365.69	58,563.44	55,026.64	57,374.86		766,826.48
678	07 ELEC REV BDS DEBT SVC					579,246.88							1,853,121.88		2,432,368.76
680	WASTEWATER FUND	302,318.41	320,640.25	281,777.66	357,397.10	309,450.61	278,848.29	319,601.59	331,926.58	386,170.32	318,091.26	433,700.89	1,285,262.82		4,925,185.78
681	WASTEWATER CAP FACIL FUND	9,084.66		60,321.00	7,957.10		915.80	2,739.88	5,061.00	44.43	3,829.76	17,004.96	6,092.38		113,050.97
682	WWTR TERTIARY FUND	30,181.95	27,825.80	27,890.27	29,550.83	27,510.46	28,353.58	29,057.17	28,205.04	28,369.39	40,636.92	36,801.68	28,664.08		363,047.17
683	BUA W/WATER CAP PROJ FUND														
685	STATE REVOLVING LOAN FUND	119.22		2.25	146.17		46.20	138.22		2.24	193.03		51.87		699.20
689	BUA WASTEWATER-DEBT SERV				254,196.37								148,565.91		402,762.28

Receipts By Fund & Period

Sum of Debit		FY	Period												
		22													22 Total
Fund	Fund Description	1	2	3	4	5	6	7	8	9	10	11	12	13	
690	REFUSE FUND	370,108.91	153,759.39	47,500.71	177,733.42	175,195.36	71,178.87	8,763.86	154,225.13	92,321.47	82,076.46	71,613.69	580,334.08		1,984,811.35
700	RISK MANAGEMENT FUND	122,239.72	82,660.00	494,316.66	81,934.89	81,165.89	544,816.49	87,282.51	102,812.88	498,684.39	85,353.75	84,640.84	3,377,747.75		5,643,655.77
702	FLEET MAINTENANCE FUND	8,989.22	600.74	396,016.58	681.73	23,735.99	396,013.32	16,307.35	39,552.47	428,213.50	1,031.12	16,758.41	1,915,291.71		3,243,192.14
703	INFORMAT'N SYSTEMS SVC FD			90,711.03			90,299.13	885.80	22,897.02	89,896.25			798,618.64	457,950.15	1,551,258.02
761	UTL BILL, ACCT & COLL SVC	674.62	617.16	503,135.29	871.28	740.76	363,139.99	774.37	119,741.07	713,309.96	688.84	8,778.22	2,043,050.98	212,721.71	3,968,244.25
805	REDEV OBLIGAT'N RETIRE FD							585,332.00				1,676,400.00	55.59		2,261,787.59
810	SA-LOW/MOD FUND	835.70	395.00	9.57	20,624.27		198.74	186,232.55	395.00	10.43	897.40		3,747.88		213,346.54
830	SA-DEBT SERVICE FUND	1,689,915.00						460,332.00					345.89		2,150,592.89
840	BEA CAPITAL PROJECTS FUND		25.01						60,683.70			103.66	41,195.95	3,621,649.43	3,723,657.75
841	BEA L/M CAP PROJECTS FUND												158.12		158.12
850	SA-ADMIN FUND												2,045.75		2,045.75
Grand Total		18,342,010.76	8,423,937.08	10,596,923.84	10,091,016.93	8,753,778.58	8,985,705.74	9,046,434.33	9,986,153.60	10,955,213.08	7,288,263.11	11,044,637.51	38,827,894.59	4,529,889.94	156,871,859.09

Net Cash Flow By Fund & Period

Sum of Amount		FY	Period												
		22													22 Total
Fund	Fund Description	1	2	3	4	5	6	7	8	9	10	11	12	13	
001	GENERAL FUND	(3,217,143.23)	(1,132,824.45)	(838,303.22)	666.58	486,872.35	496,876.97	(420,225.92)	1,450,065.62	66,069.05	(229,116.13)	1,054,957.41	2,190,240.41	(4,393,187.04)	(4,485,051.60)
002	DEVELOPER DEPOSIT FUND	(12,978.40)	4,532.80	(21,251.85)	68.36	31,037.70	31,904.67	(16,943.10)	(21,094.45)	(223,430.05)	(31,340.91)	(57,524.85)	27,304.75		(289,715.33)
005	ADMIN ALLOWANCE FUND	125,000.00	(1,750.00)	(225.00)		(2,000.00)	(225.00)	124,000.00		(2,225.00)			(3,460.00)		239,115.00
100	GAS TAX STREET FUND	(45,587.95)	10,346.68	(111,653.94)	(60,768.32)	81,715.03	(22,287.35)	(67,279.54)	(7,514.35)	(60,442.92)	(3,343.00)	(7,810.75)	178,369.66	3,854.88	(112,401.87)
101	MEASURE A STREET FUND	121,121.34	19,428.91	(203,192.17)	(133,315.67)	50,416.09	(245,480.25)	(55,365.16)	(88,607.64)	(14,293.66)	294,351.61	(156,750.00)	5,912.14		(405,774.46)
102	RMRA (SB1) GAS TAX FUND	56,247.09	30,793.60	53,625.91	60,553.39	53,438.02	50,456.18	(36,556.51)	(399,826.48)	48,929.58	55,220.08	23,762.16	(88,890.58)		(92,247.56)
110	CDBG FUND		(130.12)	(51,673.55)		(34,498.29)	(19,684.50)	(162,815.97)	1,439.71	(5,600.75)	114,789.58	4,500.00	(16,136.41)	49,289.68	(120,520.62)
111	LANDSCAPE MAINTENANCE FD	(23,323.38)	(13,743.38)	(14,064.04)	(5,740.65)	(6,468.51)	(26,071.72)	(607.05)	(10,536.47)	(10,009.58)	(8,936.82)	6,009.62	(14,403.03)		(127,895.01)
132	AIR QUALITY IMPROVEMT FD	86.11		10,285.54	70.64	153,000.00	10,577.99	110.01		9,706.85	(2,842.81)		10,322.42		191,316.75
140	ASSET FORFEIT-POLICE FUND	39.48		0.03	2.03		0.64	1.92	(5,472.00)	0.01	0.69		0.19		(5,427.01)
148	SUPPL LAW ENFORCEMENT FD	(15,112.04)		0.60	69,657.47	8,333.33	16,687.44	62.16	8,333.33	(9,265.67)	8,419.80	8,333.33	26,410.86		121,860.61
200	SPECIAL DONATION FUND	1,500.00	(445.38)	(1,278.02)	(351.46)	(4,227.09)	(8,733.17)	458.33	25.72	(180.96)	850.00		1,225.50		(11,156.53)
201	SENIOR CTR ACTIVITIES FD	(338.52)	(87.39)	(2,149.84)	(697.55)	2,711.15	548.70	227.07	(77.83)	(776.54)	1.35	56.50	(351.56)		(934.46)
203	POLICE VOLUNTEER FUND	1.19		196.27	1.07		196.59	1.02		196.27	1.42		196.67		790.50
222	ARPA-AMERICA RESCUE PLAN	3,734,363.00					(24,000.00)		(1,291,055.22)	(1,026,268.40)			(230,701.94)		1,162,337.44
300	CITY ADMIN DEBT SVC FUND	2.27		0.03	1.70		0.54	1.61		0.03	2.25		0.60		9.03
360	SUN LAKES CFD #86-1 FUND	13.83		0.16	10.38		3.28	9.81		0.16	13.71		3.68		55.01
365	WILSON ST #91-1 ASSMT DBT	28.60		0.33	21.46		6.78	20.29		0.33	28.35		7.62		113.76
370	AREA POLICE COMPUTER FUND	(26,239.37)		5,341.18	12.97	(209.85)	(8,033.89)	(133.67)	(199.56)	(199.40)	(2,062.64)	(1,876.98)	(2,268.56)		(35,869.77)
375	FAIR OAKS AD #2004-1 DEBT	(4,104.50)	(137,847.95)	(623.25)	1,448.34		(1,448.25)	98,839.24	(45,652.47)	(2,359.25)		91,787.16	(623.25)		(584.18)
376	CAMEO HOMES FUND	18.08		0.21	13.57		4.29	12.83		0.21	17.92		4.82		71.93
400	P/FACILITIES DVLP FUND	3,657.32		2,370.22	63.45	1,200.00	1,189.51	60.62		(29.77)	84.62		(8.01)		8,587.96
410	F/FACILITY DEVELOPMENT FD	2,686.40		1,466.83	363.37	746.00	830.22	343.98		(25.18)	480.48		98.37		6,990.47
420	TRAFFIC CONTROL FACIL FD	7,366.70		142.05	604.07	3,409.00	(185.84)	571.91		(367.74)	798.31		(252,185.11)		(239,846.65)
430	GENERAL FACILITIES FUND	1,724.39		(16.73)	147.98	521.00	(493.32)	139.65		(1,058.75)	194.26		(1,008.80)		149.68
441	SUNSET GRADE SEP FUND												251,997.68		251,997.68
444	WILSON MEDIAN FUND	149.11		(25.78)	111.88		7.86	105.78		(25.79)	147.76		12.21		483.03
451	PARK DEVELOPMENT FUND	11,519.90		7,251.07	53.24	3,819.00	3,448.69	52.16	(860.00)	(386.91)	72.26		(368.33)		24,601.08
470	CAPITAL IMPROVEMENT FUND			(20.50)			(20.50)			(20.50)			(20.50)	47,721.19	47,639.19
600	AIRPORT FUND	(28,611.13)	6,249.28	(1,447.86)	5,070.00	3,140.07	(41,247.88)	(323,898.25)	4,395.50	5,103.17	(1,801.39)	327,465.24	(7,795.36)		(53,378.61)
610	TRANSIT FUND	(240,830.55)	687,793.66	(62,078.42)	662,095.70	66,888.51	(163,279.13)	61,447.60	61,966.52	(103,091.18)	60,369.94	49,830.55	(140,202.62)		940,910.58
660	WATER FUND	(734.33)	588,370.16	(175,251.79)	(1,230,420.92)	773,052.97	(544,586.52)	705,289.83	639,506.21	104,336.19	1,080,862.40	951,150.73	(333,646.75)		2,557,928.18
661	WATER CAPITAL FACIL FUND	28,701.90	(19,492.50)	40,095.30	7,188.85		140,057.00	(1,272.51)	9,744.00	20.15	1,737.10	6,569.25	7,656.92		221,005.46
662	IRRIGATION WATER FUND	505.03		5.82	378.94		119.77	358.33		5.81	500.60		134.53		2,008.83
663	BUA WATER CAP PROJ FUND	(50.00)			30,000.00										29,950.00
669	BUA WATER - DEBT SERV FD				0.00						(431,256.26)		431,256.26		0.00
670	ELECTRIC FUND	(741,456.23)	(315,917.92)	642,357.73	185,879.59	240,950.81	(1,058,436.94)	776,442.99	365,419.54	(741,718.35)	(73,515.22)	(56,291.99)	218,704.63	(136,702.90)	(694,284.26)
672	RATE STABILITY FUND	2,457.78		28.33	1,844.16		582.87	1,743.83		28.27	2,436.22		654.70		9,776.16
673	ELECTRIC IMPROVEMENT FUND	(113,256.83)	(111,886.85)	(579,093.91)	(1,509,403.42)	(289,088.80)	(486,566.70)	(1,094,359.17)	(182,633.17)	(1,427,197.72)	(128,237.60)	447,798.05	(3,459,898.76)	136,702.90	(8,797,121.98)
674	07 ELEC REV BOND PROJ FD	(957,724.27)	(3,688.96)							18.51			266,926.80		(694,467.92)
675	PUBLIC BENEFIT FUND	20,398.73	45,098.58	55,477.52	25,821.09	13,289.72	(17,209.42)	(2,402.02)	(8,994.39)	24,035.91	23,540.85	20,820.06	(43,152.78)		156,723.85
678	07 ELEC REV BDS DEBT SVC				(2,475.00)	2,475.00					(1,350.00)	(1,851,771.88)	1,853,121.88		0.00
680	WASTEWATER FUND	(74,761.35)	116,046.85	(227,892.75)	(277,961.45)	141,682.00	(422,934.17)	91,693.77	92,900.16	(82,713.31)	148,582.69	264,101.97	(122,402.91)		(353,658.50)
681	WASTEWATER CAP FACIL FUND	9,084.66	(18,334.00)	60,321.00	7,957.10		915.80	2,739.88	5,061.00	44.43	3,829.76	17,004.96	6,092.38		94,716.97
682	WWTR TERTIARY FUND	30,181.95	27,825.80	27,890.27	29,550.83	27,510.46	28,353.58	29,057.17	28,205.04	28,369.39	40,636.92	36,801.68	28,664.08		363,047.17
683	BUA W/WATER CAP PROJ FUND	(31,168.38)	(10,710.94)	(61,470.70)	(64,162.08)			(2,529.00)		(18,051.25)			(5,636.35)		(193,728.70)
685	STATE REVOLVING LOAN FUND	119.22		2.25	146.17		46.20	138.22		2.24	193.03		51.87		699.20
689	BUA WASTEWATER-DEBT SERV				0.00			(250.00)			(148,315.91)		148,565.91		0.00

Net Cash Flow By Fund & Period

Sum of Amount		FY	Period												
		22													22 Total
Fund	Fund Description	1	2	3	4	5	6	7	8	9	10	11	12	13	
690	REFUSE FUND	23,953.40	(233,715.75)	(216,560.16)	133,042.27	147,427.69	(134,759.93)	(18,836.81)	107,306.70	(51,094.08)	48,000.56	50,320.21	299,119.11		154,203.21
700	RISK MANAGEMENT FUND	(1,869,105.39)	(3,969.28)	404,904.17	(295,810.58)	20,897.79	458,023.02	40,276.19	48,410.52	(256,014.34)	42,547.13	58,560.56	298,811.08		(1,052,469.13)
702	FLEET MAINTENANCE FUND	(183,730.00)	(110,917.08)	242,980.90	(68,445.58)	(119,570.19)	295,106.89	(80,830.04)	(114,410.69)	249,478.60	(103,565.44)	(93,559.80)	208,604.57		121,142.14
703	INFORMAT'N SYSTEMS SVC FD	(84,957.31)	(49,210.54)	56,166.70	(159,905.27)	(45,108.89)	40,389.61	(34,867.67)	(42,605.16)	46,601.95	(41,791.44)	(50,588.31)	41,003.59	457,950.15	133,077.41
761	UTL BILL, ACCT & COLL SVC	(292,459.84)	(153,471.87)	235,329.82	(138,635.10)	(174,976.25)	90,403.14	(144,824.72)	(150,125.74)	484,050.95	(151,408.76)	(131,710.78)	39,192.00	212,721.71	(275,915.44)
805	REDEV OBLIGAT'N RETIRE FD	(1,814,915.00)		(11.25)			(11.25)	0.00		(11.25)		1,676,400.00	(11.25)		(138,560.00)
810	SA-LOW/MOD FUND	(9,164.30)	0.00	(1,320.93)	20,587.27	(1,000.00)	(1,131.76)	185,732.55	395.00	(3,320.07)	897.40	(114,993.98)	(67,549.64)		9,131.54
830	SA-DEBT SERVICE FUND	1,689,915.00	(1,733,981.39)	(70.00)		(2,475.00)	(70.00)	460,332.00	(455,857.01)	(70.00)			(70.00)		(42,346.40)
840	BEA CAPITAL PROJECTS FUND	(33,520.21)	(4,632.21)	(87,863.78)	(161,818.02)	(1,013.00)	(176,779.70)	(82,295.55)	(70,580.38)	(29,579.31)	(111,874.60)	(383,965.08)	(232,046.84)	3,621,649.43	2,245,680.75
841	BEA L/M CAP PROJECTS FUND			(32.00)			(32.00)			(32.00)			(32.00)		(128.00)
850	SA-ADMIN FUND			(859.75)			(859.75)			(859.75)			(859.75)		(3,439.00)
Grand Total		(3,950,430.03)	(2,520,271.64)	(812,190.95)	(2,866,477.15)	1,633,897.82	(1,737,830.71)	33,978.09	(72,928.44)	(3,003,721.37)	458,850.12	2,189,385.04	1,516,936.80	0.00	(9,130,802.42)

Payments Per Fund By Period

Sum of Tran Amt	Column Labels												
	22												22 Total
Row Labels	1	2	3	4	5	6	7	8	9	10	11	12	
001	6,499,112.63	2,519,919.29	2,182,989.61	2,247,500.93	2,253,676.15	3,375,976.59	2,342,856.70	3,601,659.27	3,556,719.25	2,492,849.78	2,371,926.88	5,190,876.66	38,636,063.74
002	16,527.10	9,256.64	14,019.80	20,710.58	17,903.10	19,894.45	34,748.25	39,526.10	4,907.50	61,863.25		86,575.06	325,931.83
005			1,000.00	1,000.00	1,000.00				3,485.00			1,750.00	8,235.00
100	17,418.12	19,753.89	19,553.45	25,126.15	17,025.73	15,857.00	17,063.02	15,146.82	36,227.99	25,259.91	18,290.17	46,223.59	272,945.84
101	163,469.90	95,500.28	236,174.42	288,231.10	114,486.33	10,972.50		81,349.25		254,581.64	139,988.88	235,665.08	1,620,419.38
102		18,107.48					89,614.32	449,794.26		28,389.93		5,918.00	591,823.99
110	1,611.69	457.94	48,626.79	59,643.05	12,896.95				4,500.00	6,377.21		84.45	134,198.08
111	4,231.26	3,807.77	3,822.86	3,577.12	3,725.24		3,557.00	3,557.00	378.31	3,557.00	3,557.00	10,805.37	44,575.93
132										3,000.00			3,000.00
148	2,402.83								17,600.00		6,950.00		26,952.83
200	445.38	5,466.35	449.26	451.46		643.67	311.67	74.28					7,842.07
201	349.00	95.68	1,373.30	711.15	(711.15)		331.48	32.61		336.50			2,518.57
370	24,373.17	209.85		415.50	2,082.63	146.80	199.56		2,076.54	2,076.54	197.35	2,271.68	34,049.62
375	4,104.50	137,847.95	786.00			825.00		45,652.47	1,736.00				190,951.92
420	1,072.50	5,225.00											6,297.50
451							860.00						860.00
600	7,857.93	1,205.35	1,462.52	9,836.22	41,884.68	323,502.75	3,775.95	364.31	60,628.60	4,169.49	43,656.82	15,555.87	513,900.49
610	5,103.77	7,499.03	3,405.18	740.64	754.54	18,853.78	723.12	5,741.89	8,964.32	4,181.59	2,350.98	1,231.35	59,550.19
660	626,391.51	746,127.18	376,679.87	411,607.84	542,408.52	170,501.31	172,332.13	64,827.18	160,528.98	102,920.70	71,593.11	467,784.51	3,913,702.84
661		6,694.25	1,950.00	4,499.50		1,374.12	1,140.00		12,918.75		2,222.50	18,128.63	48,927.75
663	50.00												50.00
669			2,475.00	1,531,781.26						431,256.26			1,965,512.52
670	1,722,205.39	3,103,713.50	2,520,220.64	1,899,196.61	1,260,373.07	1,317,013.32	1,214,172.41	1,774,385.03	1,857,432.07	1,757,923.58	1,471,033.03	2,044,850.54	21,942,519.19
673	935,062.70	524,412.48	655,634.44	893,608.31	470,209.71	455,355.80	722,251.88	278,465.94	442,312.28	315,641.19	568,088.42	1,159,489.95	7,420,533.10
674													
675	39,700.77	11,344.63	16,841.71	19,687.71	21,915.91	39,605.29	9,406.21	24,907.22	14,496.75	8,561.95	31,382.22	61,304.78	299,155.15
678			2,475.00		576,771.88					1,350.00	1,851,771.88		2,432,368.76
680	137,762.75	94,529.37	227,467.09	158,017.30	367,630.14	117,273.15	98,886.03	84,881.20	101,336.57	73,921.85	76,224.76	107,641.13	1,645,571.34
681	18,334.00												18,334.00
683	10,710.94		64,162.08	61,470.70	2,529.00		3,392.81	14,658.44		2,938.06	2,433.13	4,136.00	166,431.16
689				254,196.37	250.00					148,315.91			402,762.28
690	352,078.10	157,610.30	22,788.58	8,601.75	11,925.59	5,506.21	11,569.56	27,235.79	14,407.97	21,025.63	5,230.97	43,532.73	681,513.18
700	1,962,939.92	70,401.63	52,795.47	363,040.47	47,659.34	338,764.66	37,656.85	59,374.96	383,273.65	39,505.84	172,893.74	160,162.10	3,688,468.63
702	95,067.32	88,542.39	66,996.96	62,820.25	71,694.08	82,930.97	93,675.31	87,030.30	97,222.36	79,287.34	75,131.92	196,252.45	1,096,651.65
703	61,345.32	71,185.05	20,356.59	5,676.63	3,820.91	5,508.59	9,784.37	11,990.26	13,098.48	8,220.05	17,776.15	10,575.77	239,338.17
761	88,556.52	31,416.40	19,426.71	26,178.28	17,390.38	16,024.21	12,923.30	19,014.45	30,428.93	16,990.79	6,285.15	61,035.95	345,671.07
810		395.00	500.00	537.00	500.00				2,555.00	115,047.06		435,546.91	555,080.97
830		1,733,981.39		2,475.00				455,857.01					2,192,313.40
840	6,483.53	76,261.71	159,603.05	168,458.20	21,486.05	61,356.87	120,558.82	31,792.71	108,463.40	180,225.53	344,786.29	147,658.67	1,427,134.83
Grand Total	12,804,768.55	9,540,967.78	6,724,036.38	8,529,797.08	5,881,288.78	6,377,887.04	5,001,790.75	7,177,318.75	6,935,698.70	6,189,774.58	7,283,771.35	10,515,057.23	92,962,156.97

Vendor By Fund By Period

Sum of Tran Amt			FY	Period											
			22												22 Total
Vendor Name	Vendor No	Fund	1	2	3	4	5	6	7	8	9	10	11	12	
A JUMP N PARTY, INC	6956	001										2,196.78			2,196.78
AARVIG & ASSOCIATES, APC	8103	700	7,754.95		10,544.88	4,300.56	320.00			7,223.28					30,143.67
AB FENCE COMPANY, INC	7801	001										457.94			457.94
ABBOTT, CELIA	7508	675						180.00						190.00	370.00
ABSOLUTE CONTRACTORS, INC	8014	001													
		675													
		810													
ACCULINE CONSULTING, LLC	7689	673	80,760.00	16,448.00					81,680.00		17,031.25			113,540.00	309,459.25
ACE ALTERNATORS, GENERATORS	889	702					205.54								205.54
ACE TECHNOLOGIES	6828	703									650.00				650.00
ACOM SOLUTIONS, INC	6497	001	4,035.00												4,035.00
ACOSTA, JESSICA	7902	675												1,500.00	1,500.00
ADS,LLC	7663	680			5,400.00										5,400.00
ADVANCED WORKPLACE STRATEGIES INC	4781	001	1,125.00	219.00	168.50	231.00	171.00		57.00						1,971.50
ADVANTAGE DEMOLITION & GRADING	8186	673								137,669.25			7,245.75		144,915.00
AHRENS, JOYCE	6435	670								160.17					160.17
AILA, GREBELL	7265	675						180.00						190.00	370.00
AIRWAVE COMMUNICATIONS ENTERPRISES	7146	001	1,300.43												1,300.43
ALARCON GARCIA, ANGEL	8135	001		12.75				25.50		12.75					51.00
ALARMCO SECURITY SYSTEMS, INC	8053	001								240.00					240.00
ALBERT A. WEBB ASSOCIATES	3065	002													
		101	44,091.00	14,600.75	5,974.88		65,323.83			60,354.25		97,831.64	31,219.58	94,559.08	413,955.01
		683	10,710.94		2,691.38		2,529.00		3,392.81	14,658.44		2,938.06	2,433.13	4,136.00	43,489.76
ALESHIRE & WYNDER, LLP	4994	700	429.00	214.50	195.00	234.00	390.00		195.00	234.00	312.53	292.50		370.50	2,867.03
ALFARO COMMUNICATIONS CONSTRUCTION	8209	001									55,625.00		2,775.00		58,400.00
ALGIERS, LYNETTE	7977	761				250.00									250.00
ALL AMERICAN ASPHALT	6724	101	119,378.90	80,899.53	230,199.54	288,231.10	49,162.50	10,972.50		20,995.00		156,750.00	108,769.30	141,056.00	1,206,414.37
		102		18,107.48											18,107.48
		660	9,262.50	145,782.25	82,455.25										237,500.00
		673		128,698.40	300,042.30	193,183.45	272,638.60	21,090.00				15,076.50			930,729.25
		840		73,743.75	158,590.05	168,207.00	19,888.25	60,809.50	106,812.01		108,463.40	178,409.95	139,127.50	139,600.12	1,153,651.53
ALL AMERICAN TOWING	1492	702	215.00	215.00					430.00		115.00				975.00
ALL STAR ELITE SPORTS	7098	001	175.22		955.85	330.55			4,215.10	53.64	229.10	574.82	418.66	1,772.78	8,725.72
		200						184.71							184.71
		201										336.50			336.50
ALL STAR GLASS, INC.	3597	702	89.00	1,414.62	1,102.00	616.24		790.02	317.93	416.19	859.10	792.31	540.44	945.94	7,883.79
ALLGOOD DRIVING SCHOOL, INC	7979	001	54.60	54.60		27.30				27.30	27.30	27.30		54.60	273.00
ALLIANT INSURANCE SERVICES, INC	6775	700											165,850.00		165,850.00
AL'S KUBOTA TRACTOR	34	001												91.32	91.32
ALTA PLANNING + DESIGN INC	8297	102												5,918.00	5,918.00
ALTEC INDUSTRIES, INC.	1616	673													
		702		3,600.19	4,045.45				1,686.33			497.75	858.60		10,688.32
ALTERNATIVE TECHNOLOGIES, INC	6482	670									60.00				60.00
AMAZON BUSINESS	7468	001	981.91	904.85	1,049.74	1,114.41	423.19	270.90	91.36	1,114.71	984.64	916.39	1,991.73	816.15	10,659.98
		100				160.89			8.61					1,374.42	1,543.92
		201	20.99		794.52				45.22						860.73
		660										11.73		512.07	523.80
		670	730.55	893.38	1,544.80	993.64	475.50	66.78	668.10	627.94	96.26	527.49	1,711.62	686.83	9,022.89
		673			75.90										75.90

Vendor By Fund By Period

			22												22 Total
Vendor Name	Vendor No	Fund	1	2	3	4	5	6	7	8	9	10	11	12	
AMAZON BUSINESS	7468	675			4,644.28	1,887.02	5,336.89	125.48			163.61	752.46			12,909.74
		690		43.08	1,112.78			64.50			499.90			89.14	1,809.40
		703													
		761	201.63	404.57					17.98	11.84		65.30		1,685.92	2,387.24
		810												527.30	527.30
AMERICAN CAPITAL ENT, INC	4459	761										66.33			66.33
AMERICAN COUNCIL OF ENG COMPANIES	7580	001								396.13					396.13
AMERICAN FORENSIC NURSES	4265	001	899.89	1,203.64	1,574.89	1,034.89	899.89	1,273.39	1,543.39	2,291.63	1,216.69	1,273.39	1,348.99	35.10	14,595.78
AMERICAN KEY SUPPLY	7653	660													
		670													
AMERICAN PUBLIC WORKS ASSN	2195	001	268.75												268.75
AMERICAN ROAD MAINTENANCE INC	8115	600						308,432.75			55,935.83	1,814.64			366,183.22
AMERICAN WATER WORKS ASSN	910	660				302.00			1,672.00						1,974.00
AMILIA TECHNOLOGIES USA INC	8261	001											2,492.50		2,492.50
ANDERSON, DENNIS & LUCILLE	7161	670								193.04					193.04
ANDREWS, LORRAINE	7603	670								302.38					302.38
ANGI ENERGY SYSTEMS, LLC	5299	702	1,826.94	360.53										1,691.69	3,879.16
ANIXTER, INC	7048	670	85,142.67	84,589.19	17,466.27	4,116.05	380,543.81	133,707.12	21,789.47	17,266.63	9,291.34	84,830.31	6,057.01	77,207.81	922,007.68
		673						2,805.10			1,245.46				4,050.56
ANKENMAN, DAVID	8206	675						2,400.00							2,400.00
ARAGON GEOTECHNICAL, INC	6195	002												5,365.00	5,365.00
ARAMARK UNIFORM & CAREER APPAREL	7743	001	11.94	16.19	30.02	10.48	8.64	7.72	5.79	8.70	9.68	13.54	9.68	12.10	144.48
		100	254.39	409.08	275.90	456.19	619.03	338.00	161.94	248.47	358.94	488.95	246.95	338.25	4,196.09
		610	187.73	260.70	271.14	507.72	254.25	256.60	227.48	230.12	608.59	232.84	388.35	312.69	3,738.21
		660	289.73	397.56	307.16	300.41	424.85	451.69	316.92	284.32	71.08				2,843.72
		680	199.18	158.15	126.54	126.54	158.17	126.52	95.01	161.06	29.95				1,181.12
		702	160.92	155.19	195.61	336.45	361.21	121.64	118.27	124.80	162.04	136.84	136.84	176.05	2,185.86
		761	312.90	268.16	270.08	335.20	234.42	268.16	201.12	268.16	271.16	502.43	260.76	3,761.88	6,954.43
ARB/PERP	6063	680				735.00									735.00
ARC DOCUMENT SOLUTIONS	8082	001	3,150.86				1,712.94								4,863.80
		660	900.25												900.25
		680	450.12												450.12
ARCHIVESOCIAL, INC	8158	703			3,591.00										3,591.00
ARE ANIMAL RESCUE	8117	001	15,000.00		15,000.00			15,000.00				15,000.00		10,130.03	70,130.03
ARIAS, JOE	5215	670			213.50										213.50
ARROW STAFFING SERVICE	6456	001	100.00												100.00
ARTISTIC MAINTENANCE, INC.	5946	001	2,470.00	2,470.00	2,470.00	2,470.00	2,470.00		2,470.00	2,470.00		2,470.00	2,470.00	2,470.00	24,700.00
		100	1,550.00	1,550.00	2,147.00	1,550.00	1,550.00	408.41	1,550.00	1,550.00	1,135.60	2,554.49	2,715.16	4,311.04	22,571.70
		111	4,231.26	3,807.77	3,822.86	3,557.00	3,557.00		3,557.00	3,557.00	378.31	3,557.00	3,557.00	10,671.00	44,253.20
		660	435.00	435.00	435.00	435.00	435.00		435.00	435.00		435.00	435.00	435.00	4,350.00
		673												8,350.00	8,350.00
ASBURY ENVIRONMENTAL SERVICES DBA	6899	690			288.77		1,058.05	288.77	288.77	925.60					2,849.96
		702	447.80			205.00									652.80
ASH, EUGENE & ABIGAIL	8285	675												1,600.00	1,600.00
ASSOCIATED BAG COMPANY	921	670											1,804.92		1,804.92
AT&T CALNET 2	6175	001	1,281.83	1,280.85	152.06	1,659.30	1,259.86	1,261.19	537.81	841.49	1,235.51	1,233.12	1,224.53	2,303.81	14,271.36
		370	199.17	209.85		415.50	205.65	146.80	199.56		199.56	199.56	197.35	394.70	2,367.70
AT&T MOBILITY	3844	001	1,445.90	1,445.90											2,891.80
AT&T MOBILITY LLC	8147	001			1,473.14	1,479.14	1,479.14	1,499.14	1,529.14	1,517.66	1,400.16	1,370.16	1,460.16	1,360.16	14,568.00
ATBACKGROUNDS	7667	001	105.25	102.25	44.25		26.25	174.75			152.25	525.75	67.75		1,198.50

Vendor By Fund By Period

			22												22 Total
Vendor Name	Vendor No	Fund	1	2	3	4	5	6	7	8	9	10	11	12	
ATLAS BUSINESS SOLUTIONS, INC	6810	001					940.80								940.80
ATWOOD, ROBERT & JACQUELYN	8270	001											7,530.00		7,530.00
ATWORK PERSONNEL SERVICES	7937	001	1,074.70	2,238.08	2,014.27	2,223.68	7,059.96	7,582.18	5,105.94	3,894.92	5,286.00	8,954.20			45,433.93
		100					74.38	148.76	141.20	290.85	256.96				912.15
		660					272.73	545.46	517.76	1,066.41	2,381.78	1,056.83			5,840.97
		670	4,199.42	4,648.80		7,376.41	2,164.17	4,478.34	4,028.96	5,051.70	3,099.20	4,695.29	5,370.37	4,514.61	49,627.27
		673									929.76	1,239.68			2,169.44
		680					272.73	545.46	517.76	1,066.41	942.20				3,344.56
		690					74.38	148.76	141.20	290.84	256.97				912.15
		702					198.35	396.70	376.56	775.57	685.23				2,432.41
		761	16,919.67	8,527.69	1,726.92	5,357.41									32,531.69
AUER, WILLIAM	6942	001	2,952.92				59.50				229.00	59.50	507.00	621.00	4,428.92
AURIGA CORPORATION	8259	673													
AUSTIN, CHANDA	8114	001	246.50												246.50
AUSTRUM, RICHARD & DIANA	6457	670						150.00						150.00	300.00
AUTOMATED GATE SERVICES, INC.	3933	001	810.00	460.00											1,270.00
		600									3,335.00	264.00			3,599.00
		670											13,917.00		13,917.00
AVILA, CHRISTINA	6593	001									438.00				438.00
AVILA, SOL	7121	001	3,370.02	35.00					184.00	12.75			3,232.00		6,833.77
AVILA, VINCENT	5872	001	3,400.99				25.50								3,426.49
A-Z BUS SALES, INC. (COLTON)	2073	702					189.28		31,872.27	1,165.53					33,227.08
BABCOCK LABORATORIES, INC	6774	660	5,543.60	2,263.40	8,340.75	1,425.60	1,650.00	1,332.60	1,697.00	3,281.05	9,499.00	13,383.28	2,466.00	2,980.00	53,862.28
		680	3,641.00	80.00	220.00	80.00	80.00	80.00	80.00	1,628.44	1,548.15	80.00	80.00	1,930.20	9,527.79
BAKER, CHARLES	8099	670	(400.00)												(400.00)
BANNING CHAMBER OF COMMERCE	7632	001									2,500.00				2,500.00
BANNING GLASS MIRROR & SCREEN	7101	001		584.74	1,359.36									345.84	2,289.94
BANNING POLICE EXPLORERS POST 1250	7738	001						570.00							570.00
BANNING POLICE OFFICERS ASSOC.	7990	001	2,931.14	2,981.14	3,031.14	3,031.14	2,860.30	2,860.30	2,860.30	2,960.30	2,960.30	2,960.30	2,960.30	2,910.30	35,306.96
BANNING VETERINARY HOSPITAL	5297	001				388.75			803.16	168.00	66.25	1,263.77	555.25	188.91	3,434.09
BARNES & THORNBURG LLP	5559	600				4,950.00									4,950.00
BASKENT, GAIL	8176	675				900.00									900.00
BATTERY SYSTEMS, INC	6312	702			203.79			(214.85)		(58.80)	188.11		85.54		203.79
BAUDVILLE INC	3573	610					94.09								94.09
BEAUMONT BASIN WATERMASTER	4972	660			6,012.84	2,820.80		25,715.00							34,548.64
BEAUMONT CHAMBER OF COMMERCE	3628	001		315.00					165.00						480.00
		670		45.00											45.00
BEAUMONT CHERRY VALLEY WATER	3674	660			12,561.01		97,536.87								110,097.88
BEAUMONT DO IT BEST HOME CENTER	6091	001	654.52	1,647.98	715.55	1,257.84	949.40	967.97	810.26	781.30	1,948.54	659.84	1,064.31	2,423.87	13,881.38
		100	32.92	103.03	361.81	38.81	428.44	60.59	57.61	41.05	450.57	(31.14)	401.15	105.32	2,050.16
		110	18.37												18.37
		111				20.12									20.12
		200	77.55		106.40										183.95
		600					15.60				211.45				227.05
		610		15.07						19.33		9.64			44.04
		660	127.32	51.50	22.00	69.95	27.23	11.30	282.73		235.78	28.47	64.54	51.00	971.82
		690									78.91		275.76		354.67
		702		48.46		2.07		20.24			12.80	12.37	13.34		109.28
		810												157.52	157.52
BEAUMONT SAFE & LOCK	951	001	104.00	196.89	148.03	129.00		110.41	165.16	742.80	98.31	1,216.84	93.58	30.01	3,035.03

Vendor By Fund By Period

			22												22 Total
Vendor Name	Vendor No	Fund	1	2	3	4	5	6	7	8	9	10	11	12	
BEAUMONT SAFE & LOCK	951	660								436.95					436.95
		670			386.30								192.94		579.24
		702				15.00						21.44			36.44
BECERRA, ELADIO	6575	675						180.00						190.00	370.00
BECHTEL, PETRA	6982	675						180.00						190.00	370.00
BELL, GLORIA TOTI	8152	001				136.50									136.50
BENHAR, DIANA T	7099	001	624.05	511.35	386.40	346.50	348.60	176.40	191.10	400.40	560.00	366.80	392.00	1,172.50	5,476.10
BENNETT, MICHAEL	5577	001	(12.00)												(12.00)
BESSIX, WILLIAM	8188	675					900.00								900.00
BEST EQUIPMENT SERVICE	8172	702				1,048.16									1,048.16
BEWEAR CREATIVE INC	7984	670						4,112.01		1,875.94					5,987.95
		761									531.21				531.21
BIBBO, ROBERT & MARCIA	6557	670								190.55					190.55
BIG TEX TRAILER WORLD	2643	100												3,721.60	3,721.60
		702												8.61	8.61
BIO-TOX LABORATORIES	2051	001	1,546.00	1,355.00	235.00	820.00	1,380.00		806.00	3,269.00	610.00	81.00	398.00	168.00	10,668.00
BLACK & VEATCH MGMT CONSULTING	8109	660							21,440.56	7,320.37				16,553.81	45,314.74
		680							11,509.44	3,929.63				8,886.19	24,325.26
BLACK KNIGHT TERMITE & PEST	8256	001											2,175.00		2,175.00
BLACKWELL, CAROL	7320	670						120.00						120.00	240.00
		675						180.00						190.00	370.00
BLAIS & ASSOCIATES, LLC	7612	001	52.50	2,520.00	1,680.00	5,748.75	1,837.50		446.25	630.00		472.50	918.75		14,306.25
		100		432.63	480.69	3,383.19	2,385.85	890.00	1,715.00	721.88	1,169.29	2,189.57	483.66	2,543.31	16,395.07
		420	1,072.50	5,225.00											6,297.50
		610													
		660		951.99	1,057.77	1,057.77	932.68	6,160.00		840.34	917.15	3,222.84	618.71	1,800.73	17,559.98
		673	302.50	275.00	110.00					1,512.50	4,017.50	5,665.00	6,765.00	4,400.00	23,047.50
		680		1,017.76	1,130.85	1,130.85	997.12			898.40	980.52	3,445.51	661.46	1,925.14	12,187.61
		690		432.62	480.69	480.69	423.85			381.88	416.79	1,464.58	281.17	818.32	5,180.59
		702		990.00	522.50		27.50								1,540.00
BLANK, BARBARA	6628	670		140.00				120.00					120.00		380.00
		675		210.00				180.00					190.00		580.00
BLEIER, TODD	7816	675						270.00						190.00	460.00
BLOOMHUFF, NINA	5704	675						180.00						190.00	370.00
BLUE SHIELD OF CALIFORNIA	7251	001	76,514.98	56,972.84	74,437.73	69,074.80	80,168.73	75,475.23	71,636.38	76,827.10	81,956.55	84,616.29	73,794.13	85,449.06	906,923.82
BLUMENFELD, PHILLIP & JOAN	7162	670								98.55					98.55
BOA ARCHITECTURE	6870	001					2,100.00								2,100.00
BOIES, SANDRA DIANE	6748	675						180.00						190.00	370.00
BOLIN, DIANA	7817	675						180.00						190.00	370.00
BOOTH, CATHY	7085	675						180.00						190.00	370.00
BORISMETRICS	7739	670		5,535.00		4,590.00	3,375.00								13,500.00
BOSTON, LINDA	6362	675						180.00						190.00	370.00
BOWEN, WAYNE	7875	670								212.92					212.92
BOYDD PRODUCTS INC	7147	001													
BOYS & GIRLS CLUBS	5351	001												212.52	212.52
		110									4,500.00				4,500.00
BRIANT, HARRIET	7382	670								256.21					256.21
BRIGHTLY SOFTWARE , INC	7880	001													
BROCK, SARA	8139	001	250.00												250.00
BUCKMAN, JACALYN	7994	675						180.00						190.00	370.00

Vendor By Fund By Period

			22												22 Total
Vendor Name	Vendor No	Fund	1	2	3	4	5	6	7	8	9	10	11	12	
BULCHA, NANCY	7602	670								197.44					197.44
BUNCH, JAMES & BRENDA	6251	670								233.31					233.31
BURLINGTON SAFETY LABORATORY	7799	670			991.44	1,050.82				3,247.00			2,165.54	3,913.39	11,368.19
BUSINESS TELECOMMUNICATION	6702	001		1,054.40		499.46	335.87								1,889.73
		660					529.28								529.28
		703									8,007.58				8,007.58
C.S. LEGACY CONSTRUCTION, INC	5504	810												258,422.61	258,422.61
CA. DEPT OF TRANSPORTATION	998	100				2,901.21			1,684.62				1,907.20	2,713.67	9,206.70
CA. ST. BOARD OF EQUAL. - FUEL	2257	702	360.23			479.00			1,566.68			495.00			2,900.91
CA. ST. BOARD OF EQUALIZATION	3012	001	169.00			278.00				287.00		902.00			1,636.00
CA. ST. DEPT. OF CONSERVATION	994	001			911.90				540.39		1,118.12			1,211.28	3,781.69
CA. ST. DEPT. OF FORESTRY	3220	001								1,360.68					1,360.68
CA. ST. EMPLOYMENT DEV. DEPT.	985	001	75,426.95	94,370.15	66,074.21	66,703.28	68,899.34	66,867.48	111,933.23	156,968.03	63,165.51	66,579.58	68,064.62	79,842.36	984,894.74
CA. ST. PUBLIC EMPLOYEES	997	001	3,936,042.12	349,725.90	113,488.67	224,959.97	330,420.31	212,530.58	240,259.94	234,494.96	370,978.04	243,959.25	235,506.72	238,022.28	6,730,388.74
		670							8,321.16			1,647.81			9,968.97
CABALLERO, DANIEL	7051	670		2,585.99											2,585.99
CAL CITIES	2496	001							13,643.00						13,643.00
CALACT	3726	610						560.00							560.00
CALIF BUILDING STANDARDS COMMISSION	6292	001			1,307.20			183.60			332.10			414.00	2,236.90
CALIFORNIA ASSOCIATION OF CODE	5337	001					190.00								190.00
CALIFORNIA DEPT OF TAX AND FEE ADMN	1756	670			15,793.00			9,687.00			9,431.00			9,562.00	44,473.00
CALIFORNIA LAW ENFORCE ASSN	3780	001	759.50	759.50	784.00	784.00	759.50	759.50	735.00	808.50	784.00	808.50	808.50	808.50	9,359.00
CALIFORNIA MUNICIPAL REVENUE &	3259	001						150.00							150.00
CALIFORNIA MUNICIPAL STATISTICS	6811	001		500.00											500.00
CALIFORNIA MUNICIPAL UTILITIES	988	660											2,200.00		2,200.00
		670											26,184.00		26,184.00
CALIFORNIA PARK & REC SOCIETY	989	001			850.00										850.00
CALIFORNIA POLICE CHIEFS ASSN	3210	001											440.00		440.00
CALIFORNIA RURAL WATER ASSOCIATION	6455	660								1,435.00					1,435.00
CALIFORNIA WATER ENVIRONMENT	4042	660	192.00	374.00			283.00		192.00				657.00	192.00	1,890.00
		680	91.00	207.00					192.00	192.00					682.00
CALIFORNIA, STATE OF	992	700		6,561.00			8,112.05			7,803.00				18,994.50	41,470.55
CALIFORNIA-NEVADA J.A.T.C.	3958	670								9,000.00					9,000.00
CALIMESA CHAMBER OF COMMERCE	8205	001							60.00						60.00
CALLAHAN, BRIAN	5171	001							1,780.44	51.75					1,832.19
CALOLYMPIC GLOVE & SAFETY CO, INC	95	660		142.04											142.04
		670					495.74				75.37	1,111.74	2,047.52		3,730.37
CALPERS 457 PLAN - 450260	4051	001	84,420.67	56,390.15	88,167.10	77,528.34	110,103.98	67,445.37	52,859.27	73,006.59	105,398.12	72,215.68	75,855.37	71,751.23	935,141.87
CAMPA, ERIC	7287	001		978.74							12.75			89.25	1,080.74
CANALES, SILVERIO	7796	675							210.00					190.00	400.00
CANON FINANCIAL SERVICES, INC	7078	001	814.01	1,398.36	703.21	868.54	1,863.77	1,256.85	702.54	1,909.73	1,090.64	1,034.70	1,034.70	1,034.82	13,711.87
		660	178.45	178.45	178.45	178.24	178.24	178.24	178.24	178.24	178.24	178.24	178.24	178.24	2,139.51
		670	178.45	178.45	772.92	713.05	713.05	713.05	713.05	713.05	713.05	713.05	713.05	713.05	7,547.27
		703													
		761	127.70	127.70	127.70	127.54	127.54	127.54	127.54	127.54	127.54	127.54	127.54	127.42	1,530.84
CAPITAL REALTY ANALYSTS, INC	7260	001									1,500.00			3,200.00	4,700.00
		002					12,000.00		1,200.00						13,200.00
CARAHSOFT TECHNOLOGY CORPORATION	7687	001	2,421.09												2,421.09
CAROLLO ENGINEERS	5350	660										2,146.00		3,382.00	5,528.00
CARTEGRAPH SYSTEMS LLC	5980	001				4,928.83									4,928.83

Vendor By Fund By Period

			22												22 Total
Vendor Name	Vendor No	Fund	1	2	3	4	5	6	7	8	9	10	11	12	
CASC ENGINEERING AND CONSULTING INC	6874	001	323.00		351.50					1,998.50	6,645.78	6,062.50	2,836.25	5,678.25	23,895.78
CASSADAS, ERICA	7086	670										473.00			473.00
CASTANEDA, SANDRA	6396	001							178.37						178.37
CASTILLO, JORGE IVAN	8078	001												819.00	819.00
CAVANAUGH & ASSOCIATES, P.A.	7472	660			2,500.00										2,500.00
CCMF	6648	001	400.00												400.00
CDW GOVERNMENT, INC	4253	001	174.77		1,193.80	3,052.68		1,366.51	12,733.94	22.05	3,196.29	2,798.99	11,434.79	9,439.18	45,413.00
		600			1,462.52	2,030.54	266.16								3,759.22
		660						1,728.86	2,019.32						3,748.18
		670			7,579.48	2,993.36	2,388.33	2,767.62	5,415.06	6,240.16	2,596.34		2,993.36		32,973.71
		673	605.90	452.91	791.48										1,850.29
		680						1,277.80						980.67	2,258.47
		690					264.55								264.55
		702							333.66						333.66
		703		1,556.87	12,707.24		200.02		6,048.58		130.59	959.58	8,754.00	7,216.25	37,573.13
		761	7,479.40	10,903.22	375.38	2,512.30	1,264.50	(308.59)		335.20					22,561.41
CELL BUSINESS EQUIP-LEASING	7561	670			792.99	696.85	688.32	688.32	688.32	688.32	671.26	688.32	688.32	688.32	6,979.34
		761	725.66	362.83	362.83	459.10	362.83	362.83	362.83	362.83	399.12	399.12	399.12		4,559.10
CELL BUSINESS EQUIPMENT (CBE)	7033	001	719.41	932.65	999.39	856.16	935.82	632.04	632.02	1,426.11	1,112.00	1,023.07	1,245.71	1,410.47	11,924.85
		660	48.83		85.00	423.55		38.72	23.96	33.59	26.54	26.24	26.64	33.39	766.46
		670	195.63	135.44	139.75	173.11	123.73	454.41	102.10	153.58	117.81	130.54	176.41	178.91	2,081.42
		761	127.14	148.01	131.19	138.61	124.89	168.62	113.74	130.35	143.85	130.01	115.77	92.54	1,564.72
CENTER ELECTRIC SERVICES, INC	5307	660			17,970.00		1,867.89			580.00					20,417.89
		680					49,841.29			696.00					50,537.29
CHACON, ARTHUR	5344	001			135.00										135.00
CHERRY VALLEY NURSERY AND	2192	100													
CHEUNG, CHRISTINE	8133	675	900.00												900.00
CHR SERVICES, INC.	7760	660								660.00					660.00
		680													
CHURCHWELL WHITE , LLP	7692	660													
CI TECHNOLOGIES, INC.	7985	001				2,400.00									2,400.00
CIFELLI, STEVEN	8229	675								3,000.00					3,000.00
CINTAS CORPORATION	7061	001	426.12	113.82	153.07	285.66	187.96	268.28	138.75	64.61	203.36	186.03	68.09	146.24	2,241.99
		670	1,227.00	1,000.32	1,215.93	926.06	981.02	1,227.52	952.29	1,465.42	1,147.11	931.29	955.31	1,215.10	13,244.37
CITY OF BANNING (BNG)	8274	001											1,161.54	395.14	1,556.68
CITY OF VERNON	8284	673												41,096.79	41,096.79
CIVICPLUS	5418	001		2,152.81										38.50	2,191.31
		610		1,076.24											1,076.24
		703	16,087.65												16,087.65
CLARK, DOROTHY JEAN	7357	670								162.97					162.97
CLA-VAL	2125	660				66,372.87								2,828.71	69,201.58
		661		6,694.25				1,374.12							8,068.37
CLEAN DIESEL SPECIALISTS	8234	702											1,962.70		1,962.70
CLEAN HARBORS ENVIRONMENTAL	8137	702											25.00		25.00
CLIFTONLARSONALLEN LLP	8057	001	(6,660.00)		4,400.00	1,800.00	2,000.00			1,418.00	2,110.00			1,235.00	6,303.00
		005			1,000.00	1,000.00	1,000.00				3,485.00				6,485.00
		600													
		660			250.00	250.00	250.00			875.00	1,235.00				2,860.00
		670					1,160.00			1,750.00	5,425.00				8,335.00
		680			250.00	250.00	250.00			875.00	1,235.00				2,860.00

Vendor By Fund By Period

			22												22 Total
Vendor Name	Vendor No	Fund	1	2	3	4	5	6	7	8	9	10	11	12	
CLIFTONLARSONALLEN LLP	8057	761	8,160.00		6,300.00	2,700.00	3,000.00			2,127.00	3,165.00				25,452.00
		810			500.00	500.00	500.00				2,555.00				4,055.00
CLINKSCALE, LAVONIA	6931	675						180.00						190.00	370.00
COACHELLA VALLEY WATER DISTRICT	8309	661												10,581.13	10,581.13
COFFEY, BENJAMIN	6703	670										1,021.42			1,021.42
COLLINS, ELIZABETH	5468	675		60.00				180.00					190.00		430.00
COLONIAL INSURANCE	5877	001	27,339.45	27,812.58	28,106.06	28,167.64	28,317.26	28,247.48	28,446.82	28,653.45	28,690.53	28,263.10	28,566.38	27,726.35	338,337.10
COLUMBARO, NOLA	7857	670								140.90					140.90
COMBS, CHRISTOPHER	8040	670				88.45									88.45
COMCATE SOFTWARE, INC	6863	001	8,561.66												8,561.66
COMDIRECT, INC	6464	001	7,525.00												7,525.00
COMMUNITY WORKS DESIGN GROUP	8238	690												7,476.28	7,476.28
COMPETITIVE PAINTING	8307	001													
CONCENTRA MEDICAL CENTERS	8153	001		65.00	445.00	125.00	350.00	1,230.00	520.00	465.00	775.00	240.00	595.00	528.00	5,338.00
CONSOLIDATED ELECTRICAL	120	001	557.08	568.93	34.48	206.88	618.92	198.26	686.37	218.73		950.58		60.34	4,100.57
COOK, SHARON	6584	675		240.00				180.00							420.00
COOK, SUZANNE	7398	001		985.13									300.00		1,285.13
COOK, TAYLOR	8155	680		94.00											94.00
COOPERATIVE PERSONNEL SVCS.	1022	001		708.00											708.00
CORE & MAIN, LP	7772	660	12,061.82	63.03	237.95	23,273.97	39,967.01	21,124.30	13,524.78		14,531.11	10,107.76	3,628.38	60,278.52	198,798.63
		680			3,204.03									7,243.18	10,447.21
CORE MICROSYSTEMS	7763	001			4,776.00										4,776.00
CORELOGIC SOLUTIONS, LLC	7773	001													
CORNERSTONE DEVELOPMENT CO.	8000	673		39,080.00						28,620.00		48,475.00	20,450.00		136,625.00
CORPORATION SERVICE COMPANY	8102	001	109.00	75.00	30.00	199.00	160.00	15.00	10.00	157.00	235.00	80.00	30.00	250.00	1,350.00
		810				37.00									37.00
CORRAL, DANIEL	7358	670								108.45					108.45
CORTEZ-JASSO, VICTOR	7036	670			355.50	242.40						614.31			1,212.21
COST RECOVERY SYSTEMS, INC	6727	001									6,250.00				6,250.00
COUNSELING TEAM INTERNATIONAL, THE	2232	001	650.00				325.00	325.00	1,325.00	1,200.00			325.00	600.00	4,750.00
		700	700.00	700.00		700.00	1,400.00			700.00	1,025.00	700.00	700.00	1,400.00	8,025.00
COUNTY OF RIVERSIDE DOEH	1901	001											4,771.00		4,771.00
		600											1,814.00		1,814.00
		660											6,289.00		6,289.00
		680										1,682.00	2,700.00		4,382.00
COUSAR, JAMES	8129	675	770.00	(770.00)											0.00
COUTS HEATING & COOLING, INC	5345	001	695.00	2,222.75	1,806.96	1,442.46	345.00	3,497.53	1,247.25	2,575.80	1,353.36	1,846.07	2,033.95	2,592.21	21,658.34
		660									4,008.53				4,008.53
COZAD & FOX, INC	5257	660		979.18											979.18
		680		868.32											868.32
		840													
CRABTREE, JEFFREY	7626	675						180.00						190.00	370.00
CRAWFORD, BILL & MARILYN	6253	670								297.99				99.29	397.28
CREATIVE BUS SALES INC	3412	610						17,778.75							17,778.75
		702	1,783.47		672.49	936.21	1,459.29	437.10		1,137.72	5,773.48	208.00	1,204.52	409.40	14,021.68
CROSBY, JAMES E.	6049	670								117.90					117.90
CSMFO	2954	001			150.00										150.00
CUEHIT INC	8191	001						4,100.00							4,100.00
CUMMINS SALES AND SERVICE	4047	702		770.00						1,583.82					2,353.82
CUNNING, ALISON	6525	001										387.42			387.42

Vendor By Fund By Period

			22												22 Total
Vendor Name	Vendor No	Fund	1	2	3	4	5	6	7	8	9	10	11	12	
CUSTOM TROPHIES & UNEEK AWARDS	7774	001	25.32		14.00	457.93		49.56			1,523.04	105.05	25.32	29.09	2,229.31
		670			16.16			2,813.13	16.16						2,845.45
CUSTOM TRUCK ONE SOURCE	8160	670								4,750.70	13,437.51		15,471.05	6,477.41	40,136.67
		673					39.30								39.30
CV STRATEGIES	7096	001												1,750.00	1,750.00
		610													
		660					2,498.75							4,248.00	6,746.75
		680												2,487.00	2,487.00
		690									2,034.31				2,034.31
CYBERTEK COMPUTER & NETWORKING SVCS	7949	001								1,581.59					1,581.59
		703								7,592.05					7,592.05
CYBERTIME NETWORK COMMUNICATIONS	6189	660	1,900.00	2,599.00	2,599.00		2,402.00	1,900.00	1,900.00	1,900.00		1,900.00	3,800.00	1,900.00	22,800.00
		703	699.00			2,599.00	197.00	699.00	699.00	699.00		699.00	1,398.00	699.00	8,388.00
D&C SOUND	7677	001	500.00										750.00		1,250.00
D&M JOB INC.	7696	001	417.59	393.31			668.06		107.75	605.91	684.65		334.03	411.07	3,622.37
		100		161.63											161.63
		600					249.12								249.12
		610	193.95		2,142.07		86.20			517.82					2,940.04
		660	1,077.50											107.75	1,185.25
		670				240.14						107.75			347.89
		675						43.10							43.10
		680								254.41					254.41
		690		53.88						53.88	406.65				514.41
		761	1,238.62				53.88	120.03		120.03		136.84			1,669.40
D'AMBROZIA, DENISE	7806	001				250.00									250.00
DANIEL R HOUSER INC	8220	761									6,000.00				6,000.00
DANIELS TIRE SERVICE	135	702	265.50					395.54							661.04
DATUIN JR, CORNELIO	5335	001												199.12	199.12
DAUGHERTY, KAYLEE	7538	001						550.00							550.00
DAVILA, BERTHA	7039	675						180.00						190.00	370.00
DAVIS, RANDOLYN	6983	675						180.00						190.00	370.00
DBT TRANSPORTATION SERVICES, LLC	7950	600	6,750.00												6,750.00
DEBRA L. REILLY	8106	700	714.00												714.00
DEGUIRE WEED ABATEMENT, INC	7691	001												5,379.91	5,379.91
DEGUZMAN, MILDRED	6773	675						180.00						190.00	370.00
DELL MARKETING LP	3787	670	4,827.54												4,827.54
		703										3,331.28			3,331.28
DELTA DENTAL INSURANCE COMPANY	8123	001	961.22	961.22			140.36	314.78	367.98	367.98	602.14	483.04	501.80	587.66	5,288.18
DELTA DENTAL OF CALIFORNIA	8108	001	6,116.39	5,917.63	12,072.40	8,047.07	8,128.17	7,805.64	7,884.80	7,900.48	8,099.24	8,390.99	7,672.08	8,737.10	96,771.99
DEPARTMENT OF COMMUNITY SERVICES	5667	670												8,456.08	8,456.08
DEPT. OF INDUSTRIAL RELATIONS	2492	001												731.25	731.25
DESAI, AJIT	7600	670								260.22					260.22
DESTEFANO JR, FRED	7266	675						180.00							180.00
DEWETT, TOM & LORAY	6255	670								187.16					187.16
DIAMOND ENVIRONMENTAL SERVICES	6517	001	931.48	188.67	(47.52)	245.60					437.98	964.26	1,799.18	1,865.80	6,385.45
		100										169.40			169.40
		690				95.20						275.60	160.40		531.20
DIAMOND HILLS CHEVROLET BUICK GMC	7082	702			323.37				54.87				818.18	838.00	2,034.42
DIMITRIJEVICH, JAMES	6969	670						120.00						120.00	240.00
		675						180.00						190.00	370.00

Vendor By Fund By Period

			22												22 Total
Vendor Name	Vendor No	Fund	1	2	3	4	5	6	7	8	9	10	11	12	
DISCOUNT BEE REMOVAL	7945	001													
DIS-TRAN PACKAGED SUBSTATIONS, LLC	7069	673			11,744.75			55,800.00							67,544.75
DIVISION OF THE STATE ARCHITECT	6603	001				205.20			210.80			208.80		218.80	843.60
DLT SOLUTIONS, LLC	5302	001													
		680													
DMC POWER INC	8070	670		1,631.34	3,262.68	1,631.34		3,262.68	1,631.34	1,631.34					13,050.72
DOBBINS, DEANN LOUISE	7512	001									630.00			116.20	746.20
DOCUSIGN, INC	8251	001										19,248.91			19,248.91
		670										2,540.82			2,540.82
DOMINGUEZ, ALICE	8208	675						1,800.00							1,800.00
DOMINIC ROCHA BAND	7256	001	0.00												0.00
DOROTHY RAMON LEARNING CENTER, INC	6377	001		120.00											120.00
DRIVESAVERS INC	8140	680					6,120.62								6,120.62
DUGGINS, LANCE	5397	670			250.00										250.00
DUKE'S ROOT CONTROL INC	5820	680												5,000.00	5,000.00
DUNN, TERRY	3204	702												1,500.00	1,500.00
DYNAMIC BUILDING MAINTENANCE INC	7944	001	0.00	6,286.00		6,286.00	6,286.00	6,286.00	6,286.00	6,286.00	6,286.00	6,286.00	6,286.00	12,572.00	69,146.00
E.R. BLOCK PLUMBING	7839	660		4,354.38			2,575.00	5,675.00							12,604.38
EAGLE AERIAL SOLUTIONS	8263	660												26,936.00	26,936.00
EASI FILE	8095	660	289.35												289.35
ECCLESTON, CHARLES	7359	670								206.93					206.93
ECCLESTONE, CHERYL	7195	675						180.00						190.00	370.00
ECS IMAGING , INC	4275	001	842.40												842.40
		703	40,700.30												40,700.30
EDGELL, ANNIE	6692	675						300.00						190.00	490.00
ELECTRIC POWER SYSTEMS INT, INC.	7380	670	58,582.68	8,726.00	1,837.50		6,235.41								75,381.59
		673	784,690.56	222,572.85	290,176.41	490,373.25	186,489.27	302,997.67	243,774.57	108,465.00	30,463.31	14,760.00	137,313.00	656,824.45	3,468,900.34
		674													
ELECTROMARK COMPANY	1479	670			2,176.32	1,332.49									3,508.81
ELITE FIRE PROTECTION, INC	7775	001				310.00									310.00
ELIZONDO, MARIO	3207	670			213.50										213.50
ELLIOTT, PATRICIA	8144	675		180.00				180.00						190.00	550.00
ELLISON, STEFANIE	7360	670								58.95					58.95
EMPLOYMENT RISK MANAGEMENT	6394	700		1,682.10											1,682.10
ENGINEERING RESOURCES OF SO CA	7565	001		83,259.44	71,613.30	64,836.71	55,526.66	44,617.68	71,620.53	95,883.37	80,789.68	1,440.00	152,026.44	337,413.65	1,059,027.46
		673						1,696.00	6,709.97	2,199.19		7,673.00		697.00	18,975.16
ENTERPRISE FM TRUST	7536	001	4,420.32	5,723.88	5,401.22	5,382.47	5,382.47	5,382.47	5,382.47	5,382.47	5,382.47	6,138.47	5,382.47	5,382.47	64,743.65
		100	3,811.61	3,811.61	3,811.61	3,820.36	3,811.61	3,811.61	3,811.61	3,811.61	3,811.61	3,811.61	3,811.61	3,811.61	45,748.07
		660	8,205.08	8,205.08	8,171.31	8,171.31	8,171.31	8,171.31	8,171.31	8,171.31	8,202.71	8,171.28	8,437.15	8,171.31	98,420.47
		670	3,606.19	3,606.19	3,600.54	3,600.54	3,600.54	3,600.54	3,600.54	3,600.54	3,628.61	3,600.54	3,600.54	3,600.54	43,245.85
		702	1,359.49	1,359.49	1,359.49	1,359.49	1,359.49	1,359.49	1,359.49	1,359.49	1,359.49	1,359.49	1,359.49	1,359.49	16,313.88
		761	473.32	473.32	473.32	473.32	473.32	473.32	473.32	473.32	473.32	473.32	473.32	473.32	5,679.84
ESRI, INC.	3683	660							400.00						400.00
ESTERSON, LORI	7969	675						180.00						190.00	370.00
ETHIER, GREG	8302	675												65.00	65.00
EVERBRIDGE, INC	7534	001					504.00								504.00
		660					630.00								630.00
		670					1,260.00								1,260.00
		680					630.00								630.00
		690					2,016.00								2,016.00

Vendor By Fund By Period

			22												22 Total
Vendor Name	Vendor No	Fund	1	2	3	4	5	6	7	8	9	10	11	12	
FABER, DONALD	8203	675						1,200.00							1,200.00
FALEN LAW OFFICES, LLC.	7651	660		1,190.00	8,890.00	5,745.00	1,540.00	1,260.00	420.00	6,790.00	2,800.00	1,190.00	1,260.00	5,390.00	36,475.00
FALGOUT, SHERYL	7166	670								85.60					85.60
FALTO, CONSTANCE	7102	675						180.00						190.00	370.00
FARWEST LINE SPECIALTIES	3689	670	584.85				1,686.72		2,963.13		7,364.45	846.20			13,445.35
FAST LUBE & TUNE	6794	702	201.49			79.98	1,222.47	119.97	147.56	39.99			57.47	487.03	2,355.96
FEDERAL LICENSING INC	2594	600					120.00								120.00
FEDEX	1078	001			97.51	223.79	140.60	73.41		596.22	239.76			431.81	1,803.10
		670	14.73											4.71	19.44
		702							45.56						45.56
		761				115.60									115.60
FEENEY, MICHAEL	7493	675						180.00						190.00	370.00
FERGUSON, PRAET & SHERMAN	2829	700			1,043.00		405.00	2,790.00		787.50				1,831.95	6,857.45
FERRELLGAS LP	1081	660				65.00		1,085.29	1,048.69	761.85	782.62				3,743.45
FIKSE, LEON & HARRIET	7599	670								105.41					105.41
FIRE ETC	6248	001								1,631.34			8,391.57		10,022.91
FIRST AMERICAN TITLE COMPANY	7554	001			400.00										400.00
		670												6,700.00	6,700.00
		680									800.00				800.00
FISHER, SHARON	7361	670								163.25					163.25
FLANNELLY, ROBERT	8252	675										1,800.00			1,800.00
FLATH, GEORGE & SANDRA	6257	670								168.71					168.71
FLETCHER, TERRI	5651	675						210.00						190.00	400.00
FLORY, JEFF	8257	675										900.00			900.00
FLOYD SR, ERNEST	6978	660												576.00	576.00
FLUID COMPONENTS INTERNATIONAL LLC	4927	680						2,628.76							2,628.76
FONSECA, FELIPE	7362	670								61.38					61.38
FOSTER, SCOTT	6062	001									172.25				172.25
FOX CINEMA IS DPLACE	8265	001											1,840.00	1,500.00	3,340.00
FOX OCCUPATIONAL MEDICAL CENTER	7764	001	1,225.00	80.00											1,305.00
		660	40.00												40.00
		670	40.00												40.00
FRANCO, JUAN	7218	670					250.00		2,045.24						2,295.24
FRANZ, DAVID & CHRISTINE	8286	675												1,800.00	1,800.00
FRITTS FORD	7713	001													
		702						937.10							937.10
FRONTIER COMMUNICATIONS	7053	001	5,007.73	5,077.27	5,931.71	2,949.33	4,043.10	4,268.78	6,060.15	4,005.13	4,582.89	4,295.76	4,389.52	2,911.95	53,523.32
		660	686.38	682.01	1,363.47		677.46	677.40	1,348.91	674.25	674.25	675.70	762.74		8,222.57
		670	1,296.86	1,294.72	1,579.44	1,010.00	1,292.70	1,292.70	1,572.53	1,290.90	1,290.90	1,293.53	1,315.29	1,010.00	15,539.57
		702	84.06	83.47	166.94		82.87	82.87	164.89	82.33	82.33	85.72	96.60		1,012.08
		703	463.88	468.70	463.88	463.88	463.88	463.88	463.88	463.88	468.70	463.88	463.88	463.88	5,576.20
FRUGIUELE, EDWARD & LESLIE	7861	670								61.54					61.54
FUELING & SERVICE TECHNOLOGIES, INC	7491	702		14,770.65			929.91	1,020.00	1,920.00	1,207.05	780.00		1,000.00		21,627.61
FUENTES, RAMON	8224	703							236.65						236.65
FUN EXPRESS	7117	001	(23.59)	121.43	715.39	1,011.54	1,113.43			154.16	523.79	382.79	315.50		4,314.44
		201	328.01												328.01
FUNDERBURK, DANIEL C	8287	675												1,800.00	1,800.00
G & G ENVIRONMENTAL COMPLIANCE, INC	5602	660			1,755.00		1,549.54		36.00	153.00	582.03	270.00	290.00	539.99	5,175.56
		680			4,421.60	2,346.52		980.46	1,791.04	1,215.87	1,202.50	1,719.86	1,070.62	1,942.47	16,690.94
G/M BUSINESS INTERIORS	5207	001													

Vendor By Fund By Period

			22												22 Total
Vendor Name	Vendor No	Fund	1	2	3	4	5	6	7	8	9	10	11	12	
G/M BUSINESS INTERIORS	5207	690													
GALLS, LLC	6704	001	4,482.59	1,739.87	4,318.14				305.07	2,774.88	4,261.53	1,113.95	4,092.98		23,089.01
GAME TIME	4506	001	5,865.00												5,865.00
GARCIA, ARTURO	8200	675						800.00							800.00
GARDA CL WEST INC	2589	761	694.27	965.21	757.30	743.12	835.10	539.39	1,064.00	1,166.10	1,138.43	1,208.50	1,164.90	1,321.77	11,598.09
GARNER, HELEN	7537	670						150.00						150.00	300.00
GARSIDE, JOHN	8268	001											22.06	53.85	75.91
GAS COMPANY, THE	1375	001	1,989.61	2,368.83	1,242.08	1,580.21	1,584.56	2,787.05	5,083.92	3,620.56	3,694.14	1,864.11	3,004.04	2,840.23	31,659.34
		100	43.56	5.61	6.22	38.39	38.48	153.32		155.73	114.24	76.88	39.93	177.23	849.59
		600							68.79	139.31	92.81	48.66	40.82	23.37	413.76
		660	97.16	12.51	13.88	85.63	85.81	342.06		347.39	254.83	171.50	89.05	395.33	1,895.15
		670	97.16	12.51	13.88	85.64	85.81	342.06		347.39	254.84	171.49	89.05	395.33	1,895.16
		702	97.16	12.51	13.88	85.63	85.81	342.06		347.38	254.84	171.50	89.05	395.34	1,895.16
GEELAN, CHRIS	7363	670								221.72					221.72
GEOCON WEST INC	8267	673												1,577.50	1,577.50
GEYSER EQUIPMENT, LLC	8159	702					1,629.99								1,629.99
GLICKMAN, SANDRA	7168	670								212.03					212.03
GLOBAL RENTAL COMPANY, INC	7991	670										3,771.25			3,771.25
GM FINANCIAL LEASING	7921	675	404.63	404.63	404.63	404.63	445.09	445.09	384.40	404.63	404.63	404.63	404.63	404.63	4,916.25
GOLDEN BELL PRODUCTS INC	3223	680							18,562.50						18,562.50
GOLDEN STAR TECHNOLOGY, INC	7912	001								22,935.61	13,047.86		4,917.40	704.25	41,605.12
GONZALEZ, ARMIDA	6536	675						180.00						190.00	370.00
GONZALEZ, OSCAR & MARIA	7598	670								174.17					174.17
GOOD GUARD SECURITY	8282	810												4,704.00	4,704.00
GOPHER SPORT	7682	001		1,013.93				396.46							1,410.39
GOVERNMENT SALES, LLC	8244	001													
GOVERNMENTJOBS.COM, INC	7235	001	8,988.20												8,988.20
GRAINGER	448	001		360.02	197.03	112.60	591.20				327.14	420.65			2,008.64
		110													
		600									385.21				385.21
		660		1,196.13	171.08	1,896.78				28.74		939.08			4,231.81
		670	732.71		1,849.23			1,366.42		4,476.65				365.58	8,790.59
		680			123.72					232.89					356.61
		702	1,136.16	949.17	412.78	81.54	547.70	195.80	216.00	926.46	14.82	230.17	310.26	408.63	5,429.49
GRANITE, HARRIET	7365	670								141.20					141.20
GRANT, SHARON	7795	670						150.00						150.00	300.00
GRAVES & KING LLP	5395	700			474.71		255.99			4,575.76					5,306.46
GRAY, DUSTIN	6888	670					183.00					245.00		146.50	574.50
GREAT WESTERN RECREATION LLC	8185	001					574.27								574.27
GREEN, NATASHA	7094	610									1,955.64				1,955.64
GREENLOTS	8037	673	650.00												650.00
GREYBAR PRINTING	2470	001		54.29			801.01		121.22	1,246.13	116.05		206.41	48.49	2,593.60
GROWTH DEVELOPMENT MARKETING	7871	673		65,358.20	38,442.00	31,719.00		67,168.51					141,602.49		344,290.20
GULLO,TONYA & HOUSOS, KENNETH	8124	675	708.00												708.00
GUZMAN, SUSANA	7288	675							300.00					190.00	490.00
HAAKER EQUIPMENT COMPANY	205	680					138.53	300.05					2,365.85		2,804.43
		702					2,921.96								2,921.96
HABITAT FOR HUMANITY	5531	001												2,554.00	2,554.00
HACH COMPANY	1127	660									1,440.00				1,440.00
		680													

Vendor By Fund By Period

			22												22 Total
Vendor Name	Vendor No	Fund	1	2	3	4	5	6	7	8	9	10	11	12	
HALLOCK, DENNIS	6232	675		90.00				180.00					190.00		460.00
HALVERSON, ROGER	8213	670						300.00							300.00
HAMLIN, MARY	8023	001			524.16										524.16
HAMNER, MATTHEW	7620	001			167.75	313.50	25.50								506.75
HAMPTON, PATRICIA	5391	675						180.00						190.00	370.00
HARBOR, ISIAH	8250	001										88.00			88.00
HARDING, JOHN & ANN	7002	670								31.23					31.23
HARGROVE, JOHN	7777	761						250.00							250.00
HARPER, KRIS	4889	670	250.00				24.54					52.56			327.10
HASENPFLUG, RICK	6259	670								241.20					241.20
HAWK, MARGARET	7434	670						150.00						150.00	300.00
HAWLEY, CAMERON	5553	670			347.70	(1.80)									345.90
HAZEN AND SAWYER	6977	660												10,045.00	10,045.00
		661			1,950.00	3,827.50			1,140.00		12,918.75		2,222.50	7,547.50	29,606.25
HDL COREN & CONE	2920	001		3,556.25		695.00			3,556.25	3,556.25		3,556.25			14,920.00
HDL SOFTWARE, LLC	3378	001	2,951.31												2,951.31
HEADLEY, MARTIN	6804	675						180.00						190.00	370.00
HEISS, SUZANNA	7987	675						180.00						190.00	370.00
HEMET VALLEY TOOL, INC	7766	660		815.63						859.13	135.68				1,810.44
HERC RENTALS INC.	6746	660		3,297.99											3,297.99
		670												5,050.71	5,050.71
		673	1,709.79	1,709.79	4,582.62	1,709.79	3,167.54	3,798.52	6,522.34						23,200.39
		674													
HERNANDEZ, CARLA	7557	001			525.00	525.00	560.00	490.00	595.00	875.00	805.00	1,050.00	1,190.00	875.00	7,490.00
HERRERA, SANDRA	8036	675						180.00						190.00	370.00
HI LINE UTILITY SUPPLY	8183	001							(100.83)						(100.83)
		670						1,952.87	1,878.05						3,830.92
HINDERLITER DE LLAMAS & ASSOCIATES	2370	001		2,589.17			8,479.31				1,564.55		1,490.13		14,123.16
HIXSON, JOSHUA	8145	001		150.00					56.00		12.75			55.25	274.00
HOMAN, LOUIS	7390	001				301.50									301.50
		670												146.50	146.50
HOME DEPOT #8987	5365	001	2,626.58	5,283.87	669.78	856.68	3,674.07		108.63	497.97	734.80	684.30	298.23	372.90	15,807.81
		100			58.15		65.19					79.47	20.98	429.35	653.14
		110	111.75												111.75
		200	367.83		66.03										433.86
		600							1,236.59		268.30				1,504.89
		660		328.96	104.53	480.61		29.76							943.86
		670	700.63	730.20	622.50	248.45	205.09		281.51	493.77	1,094.22	22.41	1,468.45	172.56	6,039.79
		673			6.28	62.59						429.92			498.79
		675	413.66	4,370.05	5,166.05	1,415.95	6,510.95								17,876.66
		690												92.43	92.43
		703													
		761										16.07			16.07
		810												347.35	347.35
HOPKINS, VICKI	7624	675						180.00						190.00	370.00
HORIZONS CONSTRUCTION CO, INT'L	7999	110			48,626.79	59,643.05	12,896.95					6,377.21			127,544.00
		840								20,870.51					20,870.51
HORN, JEFF	7851	001				301.50	25.50		25.50				215.25	59.50	627.25
HOSEQUICK	7711	702									691.23			646.60	1,337.83
HOWLAND, JOHANNE	7500	675								50.00					50.00

Vendor By Fund By Period

			22												22 Total
Vendor Name	Vendor No	Fund	1	2	3	4	5	6	7	8	9	10	11	12	
HUERTA JR., GILBERT	7697	001				420.00	437.50	315.00	420.00	385.00	297.50	297.50	297.50	560.00	3,430.00
HUNGERLE, HUBERT	7366	670								104.80					104.80
HYDROTEX PARTNERS, LTD	6448	660	1,196.83						1,255.33				2,696.49		5,148.65
HYUNDAI MOTOR FINANCE	7946	675	500.51	520.51	500.51	520.51	520.51	500.51	520.51	520.51	520.51	460.51	500.51	500.51	6,086.12
I.B.E.W. LOCAL 47	1146	001	8,254.60	8,257.71	8,259.12	8,007.89	8,084.78	8,040.90	8,324.59	8,334.82	8,155.28	7,921.93	7,909.07	7,763.10	97,313.79
I.B.E.W. LOCAL 47 (PAC)	4086	001	40.00	40.00	40.00	40.00	40.00	40.00	40.00	40.00	40.00	40.00	40.00	40.00	480.00
IBEW LOCAL 47 RETIREE MEDICAL TRUST	5217	001	6,703.39	4,486.85	4,485.64	4,314.39	4,338.47	7,898.32	4,574.04	4,562.67	4,468.82	4,344.07	4,316.39	6,345.35	60,838.40
ICMA	2720	001										1,400.00			1,400.00
ICMA RETIREMENT TRUST 457	2297	001	1,197.44	1,022.44	1,022.44	1,022.44	1,022.44	1,197.44	1,022.44	1,022.44	1,022.44	1,022.44	1,022.44	1,197.44	12,794.28
IMEG CORP	7993	600	1,107.93	862.50		1,850.00	6,745.00	15,070.00	2,003.00					15,532.50	43,170.93
IMPERIAL SUPPLIES, LLC	7970	702		256.96	309.75					472.60					1,039.31
INDUSTRIAL RUBBER & SUPPLY, LLC	8167	660				896.37									896.37
		680													
INFOSEND, INC	6490	660												858.48	858.48
		761	12,447.82	7,538.85	7,276.33	10,563.78	7,010.71	12,066.68	7,903.71	9,273.67	9,984.48	11,888.22	3,470.32	17,864.42	117,288.99
INLAND KENWORTH (US) INC	8215	100													
		132													
		690													
INLAND WATER WORKS SUPPLY CO.	2274	660		223.04				7,393.45	2,988.55	1,185.25	5,392.72		7,299.64	1,006.74	25,489.39
INNER-TITE CORP	3748	670											24,760.95		24,760.95
INNOVATIVE EMERGENCY EQUIPMENT	7066	702	75.00	37.50	112.50		337.90		80.00	352.46	43.50	1,389.38		448.86	2,877.10
INNOVATIVE FEDERAL STRATEGIES	6624	001	1,604.00	1,604.00	1,604.00	1,604.00	1,604.00	1,604.00	1,604.00	1,604.00	1,604.00	1,772.89	1,604.00	1,604.00	19,416.89
		660	1,604.00	1,604.00	1,604.00	1,604.00	1,604.00	1,604.00	1,604.00	1,604.00	1,604.00	1,772.89	1,604.00	1,604.00	19,416.89
		670	396.00	396.00	396.00	396.00	396.00	396.00	396.00	396.00	396.00	437.69	396.00	396.00	4,793.69
		680	396.00	396.00	396.00	396.00	396.00	396.00	396.00	396.00	396.00	437.69	396.00	396.00	4,793.69
INNOVYZE, INC.	7779	660										3,899.00			3,899.00
INTERNAL REVENUE SERVICE	2484	001	377,961.06	530,581.76	365,293.64	362,432.82	356,026.86	317,813.76	579,177.30	774,733.78	364,000.05	372,591.09	379,019.60	433,644.29	5,213,276.01
INTERNATIONAL INSTITUTE OF	3463	001							215.00						215.00
IPARAMETRICS, LLC	8013	660					25,650.00	15,780.00							41,430.00
IRON MOUNTAIN INFORMATION MGMT, LLC	6816	670	75.02					38.91	77.55	41.21	41.66	43.27	43.27	43.87	404.76
ITRON, INC.	2483	673	64,843.95												64,843.95
		761								3,571.35					3,571.35
J & C TRANSMISSION SHOP	7832	702							1,772.47						1,772.47
J & R CONCRETE PRODUCTS, INC.	2740	670							2,514.89						2,514.89
J B BOSTICK COMPANY, INC	8157	660									59,999.94				59,999.94
J.P. NELSON & SONS CONSTRUCTION INC	6354	001		2,510.00										5,085.00	7,595.00
JACKSON, JENNIFER	7746	001						273.60							273.60
JACKSON, JOHN H.	7670	001									294.00				294.00
JACOBS, TISHA L	6461	001								118.27		228.89			347.16
		675												1,500.00	1,500.00
JACQUES, JANINE	8122	001		240.00	(96.00)										144.00
JAUREGUI, ROBERTO	7122	001	40.00	302.50					149.00	12.75	26.25			55.25	585.75
JEWS, NICOLE	8232	001								222.12					222.12
JIMENEZ, LINDA	7040	001	3,883.73	246.41						12.75	24.00		182.00		4,348.89
JNE POLYGRAPH LLC	8039	001				395.00	1,975.00	1,185.00	790.00		1,185.00				5,530.00
JOE A GONSALVES & SON	5701	001									1,200.00	1,200.00	1,200.00	1,200.00	4,800.00
		660									1,200.00	1,200.00	1,200.00	1,200.00	4,800.00
		670									300.00	300.00	300.00	300.00	1,200.00
		680									300.00	300.00	300.00	300.00	1,200.00
JOHNSON, CHERIE	8154	001			300.00									110.08	410.08

Vendor By Fund By Period

			22												22 Total
Vendor Name	Vendor No	Fund	1	2	3	4	5	6	7	8	9	10	11	12	
JOHNSON, VIVETTE	7929	675						180.00						190.00	370.00
JON'S FLAGS & POLES, INC	7776	100								359.35					359.35
		600		342.85											342.85
JORDAN, KIANA	8210	001						50.10							50.10
JORGENSON LOCKERS	8300	001												(241.86)	(241.86)
		810												4,067.65	4,067.65
KAISER FOUNDATION HEALTH	842	001	56,460.47	60,591.93	45,017.92	49,694.93	52,197.95	55,952.51	52,304.40	52,930.14	60,013.58	58,251.63	52,532.10	64,017.03	659,964.59
KAKISH, BISHARA	8195	675						180.00						190.00	370.00
KEITH KILMER	7884	001	900.00			2,151.32			1,926.32		6,051.74			5,760.48	16,789.86
KELLY, PATRICK	5930	001									12.75				12.75
KEMIRA WATER SOLUTIONS INC	5794	680								5,507.83					5,507.83
KEN GRODY FORD REDLANDS	7850	001										(0.85)			(0.85)
		702	2,948.48	4,517.10	3,081.82	6,310.39	7,507.72	506.10	105.84		2,200.08	2,657.72	144.30	16.79	29,996.34
KENNEDY, JANA	8275	001											177.00		177.00
KHAN PROPERTIES AND HOLDINGS, LLC	7142	001										264,620.61		77,728.28	342,348.89
KIMLEY-HORN AND ASSOCIATES, INC	8101	001		2,887.24						2,111.76					4,999.00
KOBES, JOHN & ROSEMARIE	7595	670								159.14					159.14
KOLLER, MARIE	7103	001				4.20	8.40	14.70	31.50	44.10	71.40	48.30	42.00	46.20	310.80
		675						180.00						190.00	370.00
KOSMONT & ASSOCIATES, INC	5781	001	15,893.97	5,363.94	11,639.18	5,886.68	730.95		8,954.40	4,998.50	936.00	7,254.00	2,619.50	84.50	64,361.62
		002								5,756.40	4,907.50	3,376.10			14,040.00
		670	2,425.50	818.56	1,502.19	767.92	111.55								5,625.72
KUSTOM SIGNALS, INC	4074	001				339.25									339.25
KV'S FLOORING	7709	001	144.27	(72.14)											72.13
L.O.LYNCH QUALITY WELLS & PUMPS INC	7399	660		147,238.60		20,232.54									167,471.14
LABRECQUE, CHERYL	8312	675												1,200.00	1,200.00
LAM, ANGIE	6778	001			122.00	301.50					250.00				673.50
LANCE, SOLL & LUNGHARD, LLP	4386	001													
		600													
		670													
		761													
LANGUAGE TESTING INTERNATIONAL	8141	001				126.00	63.00								189.00
LARA, TORIBIO	6856	675						180.00						190.00	370.00
LAURA'S CUSTOM EMBROIDERY	8050	110													
LAWNSCAPE SYSTEMS, INC	8162	670						2,995.00							2,995.00
LEAC	8148	001			240.00										240.00
LEAGUE OF CA CITIES-RIVERSIDE DIV	2426	001			120.00								120.00		240.00
LEE'S AUTO BODY	1193	702	1,462.93		6,743.78	4,658.50			2,851.58	15,556.18					31,272.97
LESLIE'S SWIMMING POOL SUPPLIES INC	736	001	678.83			72.52	1,429.41								2,180.76
LEVEL II, INC	1670	370	24,174.00												24,174.00
LEXISNEXIS RISK SOLUTIONS	6618	001	7,337.92	109.27	116.22	112.55	112.55	112.55	112.55	112.55	112.55	112.55	112.55	112.55	8,576.36
LIEBERT CASSIDY WHITMORE	4249	001	250.00	2,997.00	8,507.59	873.50	3,719.74	6,589.65				78.00		75.00	23,090.48
		700	6,024.50	7,945.55	4,624.50	10,653.89	5,472.50	320.00	5,523.50	5,561.00	5,111.50	2,124.00	150.00	26,037.98	79,548.92
LIFT TO RISE	8239	001									1,355.59				1,355.59
LIVINGSTON, TODD	7873	670												242.46	242.46
LOCKLIN, SANDRA	7200	675						180.00							180.00
LOERA, JACK	6395	001		35.00			215.25						12.75	12.75	275.75
LOFTIS, MILDRED	6345	675						180.00						190.00	370.00
LOGAN, KIERAN	4803	660		120.67											120.67
LOPEZ, ALFONSO	7939	100	250.00												250.00

Vendor By Fund By Period

			22												22 Total
Vendor Name	Vendor No	Fund	1	2	3	4	5	6	7	8	9	10	11	12	
LOPEZ, MARISOL	8279	001												488.05	488.05
LOS ANGELES COUNTY AUDITOR CONTROL	7988	001	2,640.00					2,200.00							4,840.00
LOS ANGELES TRUCK CENTERS	3163	702	655.73		1,405.68				768.43						2,829.84
LOZANO SMITH LLP	7550	700	465.00	4,254.75	140.00			1,646.75		890.00	1,053.00	775.00	2,242.25	3,983.25	15,450.00
LYNCH, MIKE	5097	660		202.11										250.00	452.11
M BREY ELECTRIC, INC	6893	673													
MACDONALD, DOUGLAS	7119	675	240.00					180.00						190.00	610.00
MACIAS, RUBEN	6813	100												98.00	98.00
MACIEL, JOSE	6330	675						300.00						190.00	490.00
MADRIGAL CHAVES, SERGIO	7247	660					75.00								75.00
MARIPOSA ECO CONSULTING, INC	7808	690	960.00									8,440.00		6,590.00	15,990.00
MARIPOSA LANDSCAPES, INC	8055	001	7,090.16	7,090.16	7,090.16	7,090.16	7,090.16	7,090.16	12,490.16	7,090.16	7,090.16	7,090.16	8,690.16	15,314.71	100,306.47
MAROCCO, ANDY	8294	100												1,250.00	1,250.00
		660												1,250.00	1,250.00
MARTIN, REGINA	7367	670								202.76					202.76
MARTIN, VALERIA	7043	001						1,575.00							1,575.00
		761	250.00				1,658.42								1,908.42
MASCORRO, LILIANA	6926	670												239.00	239.00
		761							64.06					585.00	649.06
MASSEY, CHARLES	8177	675				1,200.00									1,200.00
MASTEN, STAR	7104	675						210.00						190.00	400.00
MATICH CORPORATION	1068	101													
		102													
MATSON, PATRICIA	8194	675						270.00						190.00	460.00
MAUREEN KANE & ASSOCIATES	8283	001												1,600.00	1,600.00
MAYA, MARIA	8196	675						330.00						190.00	520.00
MC ARRON, MARIE	8199	675						800.00							800.00
MC ARRON, SUSAN	7962	675						180.00						190.00	370.00
MC AVOY & MARKHAM	287	670	1,316.93							24,928.63	8,149.99	144,910.71	2,800.52		182,106.78
		673												13,738.75	13,738.75
		761								183.18					183.18
MC CALL'S METER SALES	1757	660		968.74		221.76									1,190.50
MCC EQUIPMENT RENTALS, INC	5956	660	434,995.31	215,354.61	145,105.37	245,789.22	294,835.27		72,224.25						1,408,304.03
MCCLUNE, DEVIN	6890	670												250.00	250.00
MCCOY-TORRES, LYNETTE	1072	001				12.60	23.10	14.70	21.00	21.00	27.30	21.00	14.70	25.20	180.60
MCFARLAND, DARLENE	7489	675						180.00						190.00	370.00
MCGEOUGH, ROBERT	8125	675	1,200.00												1,200.00
MCKENZIE, KENNETH	8319	675												2,400.00	2,400.00
MCLAUGHLIN, LEEANN	7593	670								122.62					122.62
MCNEESE-SMITH, BILL	6439	670								104.34					104.34
MDS CONSULTING	7986	660												2,000.00	2,000.00
		661				672.00									672.00
MEADOWS, FRANK	7492	675						180.00						190.00	370.00
MEINICKE, ALAN	6697	670								227.88					227.88
MENDOZA, JUAN	7592	670								74.18					74.18
MERCER, SUSAN	8178	675				900.00									900.00
MERCFUEL, INC	7980	600					33,861.56						41,707.50		75,569.06
MERLIN JOHNSON CONSTRUCTION, INC	3577	660		1,647.69	648.00			2,329.02		1,152.00	9,650.00	1,440.00	216.00		17,082.71
		670									9,650.00		11,643.00		21,293.00
		680			8,000.00										8,000.00

Vendor By Fund By Period

			22												22 Total
Vendor Name	Vendor No	Fund	1	2	3	4	5	6	7	8	9	10	11	12	
MEYERS FOZI &DWORK LLP	8142	700	76.00		4,263.00			532.00		988.00					5,859.00
MEZA, TOMMY & GLORIA	7126	675												190.00	190.00
MGT OF AMERICA CONSULTING, LLC	7693	001											10,395.00	3,800.00	14,195.00
		600											94.50		94.50
		610											1,701.00		1,701.00
		660											1,890.00		1,890.00
		670											3,402.00		3,402.00
		680											945.00		945.00
		690											94.50		94.50
		703											378.00		378.00
MICHAEL BAKER INTERNATIONAL, INC	7379	002	1,065.00		3,975.00		960.00					4,241.25			10,241.25
		673												1,533.00	1,533.00
MICHALEC, MARY	7446	675						180.00						190.00	370.00
MIDDLETON, SHARON	7458	675						180.00						190.00	370.00
MIKESELL, JEREMY	8075	001	55.00												55.00
		660												372.00	372.00
MILLER, LARRY & BARBARA	6262	670								212.84					212.84
MILLER, NINA	6344	675						180.00						190.00	370.00
MILLER, THOMAS	7416	670			300.00									239.00	539.00
MILSOFT UTILITY SOLUTIONS, INC	7548	670						11,200.00						225,906.00	237,106.00
MISC VENDOR	99001	001	2,666.29	4,161.52	3,821.58	3,867.83	5,717.56	39,245.69	5,008.39	3,033.75	9,263.21	12,578.59	3,410.88	8,415.74	101,191.03
		100								130.00					130.00
		600					627.24		342.57						969.81
		610	1,345.00												1,345.00
		663	50.00												50.00
		670	265.00												265.00
		675			500.00								350.00		850.00
		700			135.00										135.00
		810		395.00											395.00
MITCHELL, JUDITH	8245	675									2,400.00				2,400.00
MITOFF, ROBERT	8179	675				3,000.00									3,000.00
MITSUBISHI ELECTRIC & ELECTRONICS	6402	001											330.00	330.00	660.00
MJ CONSULTING	8149	673			8,925.00		7,875.00		3,150.00		7,175.00				27,125.00
MOLINA, SALINE	7368	670								36.25					36.25
MONTES, NATHAN	8136	001		12.75						42.50	68.75			2,825.58	2,949.58
MOODY, TERRY & SANDRA	6440	670								70.07					70.07
MORENO, ANGELA	6741	675						180.00						190.00	370.00
MORENO, JOSE	6693	675						180.00						190.00	370.00
MORGAN, DEIDRA J	7406	001			147.00	147.00	147.00	49.00	122.50		73.50	220.50	196.00		1,102.50
MORRIS, CARL	5687	670		207.00											207.00
MORRISSEY, BRIAN	7175	670								221.41					221.41
MOTOROLA SOLUTIONS, INC.	1250	001	18,539.39							351.03					18,890.42
MSDSONLINE, INC	7539	660									1,799.50				1,799.50
		670									1,799.50				1,799.50
MUNICIPAL CODE CORPORATION	6013	001					4,597.78	1,150.00	658.62					1,057.62	7,464.02
MUNICIPAL EMERGENCY SERVICES INC	8049	001			5,169.23					3,769.99					8,939.22
MUNOZ, MARIBEL	6370	001				250.00				118.68					368.68
MUNOZ, RENE	7564	001				402.75				12.75		59.25		12.75	487.50
MYERING, NEAL	8301	675												97.50	97.50
MYERS & SONS HI-WAY SAFETY INC.	3909	100		3,152.59	612.73										3,765.32

Vendor By Fund By Period

			22												22 Total
Vendor Name	Vendor No	Fund	1	2	3	4	5	6	7	8	9	10	11	12	
MYERS & SONS HI-WAY SAFETY INC.	3909	610		1,790.86											1,790.86
MYERS POWER PRODUCTS, INC	5604	673				176,560.23						222,322.09		252,932.46	651,814.78
NAASZ, CALEB	6827	660		148.00											148.00
NAPA AUTO PARTS	7805	702	139.41	(101.80)		12.92			29.07		80.80	35.88		121.63	317.91
NATIONAL ARBOR DAY FOUNDATION	8047	001	(852.50)												(852.50)
		675	11,852.50											11,200.00	23,052.50
NATIONAL RECREATION & PARK ASSOC	1986	001				175.00									175.00
NATIONAL RESTROOM TRAILERS	7968	810												39,983.75	39,983.75
NATIONWIDE RETIREMENT SOLUTIONS	2301	001	20,242.13	15,947.06	16,347.07	17,127.02	23,384.84	22,991.42	16,638.52	20,977.38	22,649.72	26,595.42	20,592.08	16,493.98	239,986.64
NAUMANN HOBBS MATERIAL HANDLING	7347	702			373.15							394.43			767.58
NAUS, ROBERT	7778	001						88.18							88.18
NETHERTON, CAROL & MORRIS	6558	670								229.22					229.22
NEWSDATA LLC	6360	670		730.00											730.00
NEXOM INC	7989	681	18,334.00												18,334.00
NEXTREQUEST	7519	001	6,063.75												6,063.75
NICE, JAMES	7865	670								214.74					214.74
NIETO, FRANCISCO	7563	001								3,171.68				12.75	3,184.43
NOBEL SYSTEMS, INC	5153	001	996.00					10,000.00					8,400.00		19,396.00
		100	1,500.00		1,800.00										3,300.00
		660	29,502.00												29,502.00
		670													
		680	28,002.00												28,002.00
NOLLETTE, BRADY	8225	001								12.75	12.75				25.50
NOTTINGHAM, MICHAEL	7032	001								12.75				12.75	25.50
OAK VALLEY ANIMAL HOSPITAL	8198	001					398.00		385.00						783.00
OFFICE DEPOT	2460	001		527.82	942.54		527.82	494.46		1,528.16	613.21	55.36	2,239.75		6,929.12
		660		339.32		99.11									438.43
		670								378.11				615.79	993.90
		702											109.67		109.67
O'HARA, KATHLEEN	8288	675												2,400.00	2,400.00
OLIN CORPORATION	6226	660	3,471.15	3,156.92		3,732.45		3,652.69					3,761.04		17,774.25
OMNI PRO, INC	7925	001													
ON TRAC	4587	001	12.89	8.76			6.36								28.01
ONESOURCE DISTRIBUTORS	5076	660									4,829.25				4,829.25
		670	53,267.50	114,972.16	89,167.93	22,509.95	1,311.32	45,925.44	25,489.03	750,445.88	37,271.87	109,123.28	9,786.94	130,662.24	1,389,933.54
		673		49,817.33											49,817.33
ONLINE UTILITY EXCHANGE	7435	761	533.72	544.80	564.68	610.64	641.40	620.12	495.10	456.96	552.44	469.40		1,040.32	6,529.58
ONTIVEROS, CONSUELO & PEDRO	6725	675												190.00	190.00
O'REILLY AUTO PARTS	4076	702		191.94	59.40	33.71	33.19	52.90		188.95	256.86	153.93		19.45	990.33
ORELLANA, GLADYS	8077	001	105.00												105.00
ORONA, DIANE	7292	675						230.00						190.00	420.00
ORTEGA, SALVADOR	6834	670								186.66					186.66
P&P UNIFORMS	6764	001						14.02	643.27	801.66					1,458.95
PACIFIC ALARM SERVICE	1277	001													
PACIFIC SWEEPING	7924	100	6,390.00	6,015.25	6,390.00	6,390.00	6,390.00	6,390.00	6,390.00	6,390.00					50,745.25
PACKHAM & TOOMEY, INC	7787	600				125.00			125.00		400.00	125.00			775.00
		702	135.00	135.00	1,370.00	135.00	135.00	2,009.26	1,020.61	135.00	135.00	135.00	135.00	135.00	5,614.87
PAGLIA, JOAN	6708	670								111.19					111.19
PALLET PBC	7908	810										114,993.98		114,993.97	229,987.95
PAPER RECYCLING & SHREDDING	8143	761				315.00						721.35			1,036.35

Vendor By Fund By Period

			22												22 Total
Vendor Name	Vendor No	Fund	1	2	3	4	5	6	7	8	9	10	11	12	
PARKHOUSE TIRE, INC.	2487	702	1,519.83	7,841.72	8,185.59	1,877.39	1,979.95	5,172.88	1,318.74	5,902.30	10,599.56	4,396.42	3,241.48	4,546.32	56,582.18
PARLET'S JEWELRY & LOAN	7377	670								134.40					134.40
PARQUE, CINDY	8325	001												250.00	250.00
PARS	5191	001	4,321.85	2,026.73	382.79	373.48	261.35	641.98	252.33	1,025.67	494.14	185.02	184.46	2,728.85	12,878.65
PARTS AUTHORITY	7789	702	2,886.40	800.90	2,723.76	1,102.50	908.49	2,220.63	2,528.82	1,098.29	1,331.83	2,520.47	2,540.39	3,844.57	24,507.05
PASAROW, STEVE	6265	670								142.57					142.57
PASS AUTO CENTER	6852	702									2,521.91	688.13	2,531.42	2,541.63	8,283.09
PATINO, JORGE	8094	675						180.00						190.00	370.00
PATTON, CAROLINE	8138	001	136.00			55.00									191.00
PAULDING, LINDA	8121	001				21.00	7.00	7.00							35.00
PAYPRO ADMINISTRATORS	5752	001	115.00	115.00	7,345.28		115.00	115.00	115.00	115.00		115.00		610.00	8,760.28
PERDUE, RUSSELL, & MATTHIES	8269	002										45,000.00		12,000.00	57,000.00
PERRY, JACOB	8246	001										857.00			857.00
PETRUCCI, TERESA	8111	675						180.00						190.00	370.00
PETTY CASH CUSTODIAN - CITY YARDS	870	670												39.68	39.68
PETTY CASH CUSTODIAN - FINANCE	2507	001									58.00				58.00
		100									21.54				21.54
PETTY CASH CUSTODIAN - POLICE	2430	001									54.79			79.97	134.76
PETTY CASH CUSTODIAN-COMM SVCS	1974	001	73.31										77.04	50.80	201.15
PETTY CASH CUSTODIAN-SR CENTER	3015	001											92.14	30.95	123.09
PHELPS, ROBERT	7370	670								210.49					210.49
PIPPENGER, ASHLEIGH	8273	001											247.00		247.00
PITTMAN, DAVID	7506	675		60.00				180.00					190.00		430.00
PLAYHOUSE BOWL ASSOCIATION, INC.	3560	001	12,500.00												12,500.00
		675												1,000.00	1,000.00
PMAM CORPORATION	8184	001													
POLAR KING INTERNATIONAL INC	8266	001											20,145.53		20,145.53
POLLARDWATER	8212	761							266.48						266.48
POULTER, HANNAH	8226	001								12.75					12.75
POWER MONITORS, INC	6636	670											28,848.84	5,484.68	34,333.52
PRATT, EDWARD	6875	670						120.00						120.00	240.00
		675						180.00						190.00	370.00
PRATT, FRANCIS & JUDITH	6266	670								216.98					216.98
PRECISION MATERIAL HANDLING	8254	001										1,000.00	300.00	300.00	1,600.00
PRECISION MATERIAL HANDLING, INC.	7338	670													
PRE-PAID LEGAL SERVICES, INC	4411	001	176.38	176.38	176.38	176.38	176.38	176.38	176.38	176.38	176.38	176.38	176.38	176.38	2,116.56
PRESS-ENTERPRISE, THE	1295	001			62.90	66.20					61.54			62.90	253.54
		100										90.92			90.92
		110												84.45	84.45
		660						624.80						89.75	714.55
		670			66.20										66.20
		690				62.90									62.90
		810										53.08			53.08
PRIME SYSTEMS INDUSTRIAL	5825	680									28,000.00				28,000.00
PRO-CAST PRODUCTS, INC	8116	660	34,203.46												34,203.46
PROFORMA EXPRESS GRAPHICS	6193	001			1,367.76										1,367.76
PROJECT ENERGY SAVERS	8107	675	5,688.66												5,688.66
PROMO DIRECT	7729	001									1,179.05				1,179.05
PRO-MOTORS COLLISION REPAIR	7193	702								4,944.04		5,102.52			10,046.56
PRO-VISION, INC	7204	610													

Vendor By Fund By Period

			22												22 Total
Vendor Name	Vendor No	Fund	1	2	3	4	5	6	7	8	9	10	11	12	
PRUDENTIAL OVERALL SUPPLY	858	001	53.80	355.05	(292.40)	24.60	30.75	24.60	42.80	45.70	88.95	56.90	41.10		471.85
PRUITT, CARMEN	8293	675												97.50	97.50
PUBLIC AGENCY RETIREMENT SERVICES	5242	001			300.00	300.00	300.00	300.00	300.00	300.00	300.00	300.00	300.00	900.00	3,600.00
PUBLIC ENTITY RISK MANAGEMENT	978	700	1,914,810.50			308,382.50		308,382.50			364,429.50				2,896,005.00
PUBLIC SECTOR PERSONNEL CONSULTANTS	7124	001												25,000.00	25,000.00
PULIDO, ANGELINA	7843	675												190.00	190.00
PULVER, JODEANE V	8168	001					3.50	10.50	21.00	14.00	31.50	31.50	59.50	52.50	224.00
PYRO SPECTACULARS, INC	3111	001								14,000.00				14,000.00	28,000.00
QUADIENT LEASING USA, INC	6694	001						521.66			521.66				1,043.32
QUADIENT POSTAGE FUNDING	8211	001						5,998.65					5,000.00		10,998.65
QUALITY FENCE CO. INC	8240	001												69,160.00	69,160.00
QUINN COMPANY	7271	660													
		680							163.13		56.22				219.35
		702		3,847.91											3,847.91
R.F. MACDONALD CO	6655	660												15,177.20	15,177.20
R3 CONSULTING GROUP	7688	690		2,405.00		2,396.25		2,515.00	5,700.00	1,706.25					14,722.50
RACEWAY FORD INC	4759	702								1,221.24	3,424.87		358.98		5,005.09
RADIAN RESEARCH	5991	670													
RAILROAD MANAGEMENT CO, LLC	4536	660								1,191.76					1,191.76
RAMSEY, CHRISTOPHER	8237	675								1,200.00					1,200.00
RANCHO PASEO MEDICAL GROUP	4395	001						1,465.00	125.00					385.00	1,975.00
RDO EQUIPMENT CO	444	100												10,916.15	10,916.15
		702		1,203.81									300.35	432.13	1,936.29
REAVIS CODE UTILITY SOLUTIONS, LLC	7648	673												64,800.00	64,800.00
RECORD GAZETTE, THE	1555	001	764.04	1,278.54	2,419.80	4,581.69	2,649.86	145.89	2,428.76	1,197.93	245.73	1,048.20	2,506.91	2,280.69	21,548.04
		111												134.37	134.37
		660												322.50	322.50
		670	29.95											145.89	175.84
RECYCLIST	7845	690												19,900.00	19,900.00
REESE, ROBERT & ANN	8130	675	900.00												900.00
REGIONAL GOVERNMENT SERVICES AUTH.	8221	001												88,230.85	88,230.85
RENE'S AQUATICS	1366	001											2,000.00		2,000.00
REZENDES, DILLON	8243	001									12.75				12.75
RHODES, NATHAN	8105	670						243.00							243.00
RICHARDS WATSON GERSHON	7337	001					745.90	534.80	687.60	802.20				362.90	3,133.40
		002	15,462.10	9,256.64	10,044.80	20,710.58	4,943.10	19,894.45	33,548.25	33,769.70		9,245.90		69,210.06	226,085.58
		700	28,560.87	44,675.53	30,881.88	35,215.82	23,999.30	21,344.11	22,450.52	17,689.45		29,656.70		106,284.92	360,759.10
		840	5,798.53	2,542.97	1,013.00	251.20	1,597.80	547.37	13,746.81	3,411.20		1,815.58		2,932.80	33,657.26
RICHARDS, CAROLINE	8197	675						800.00							800.00
RICHARDS, LORENA	7396	675						180.00						190.00	370.00
RINALDI, LORETTA	5424	675						180.00						190.00	370.00
RINCON CONSULTANTS, INC.	8003	001		25,504.50	13,009.00		8,561.50	1,532.50			2,557.50	3,601.25	2,585.00	1,028.75	58,380.00
RIOS, BERTA	6571	675						180.00						190.00	370.00
RIV. CO. CLERK RECORDER	1327	001											2,530.25	100.00	2,630.25
		101												50.00	50.00
		660											50.00	50.00	100.00
RIV. CO. DEPT OF ENVIRONMENTAL	3097	100				669.36			254.66		493.40			415.74	1,833.16
RIV. CO. FIRE DEPARTMENT	1643	001						720,631.26			887,443.92			1,527,322.53	3,135,397.71
RIV. CO. FLOOD CONTROL	1321	100									9,436.00				9,436.00
RIV. CO. HEALTH SVCS AGENCY	2526	001										406.00	199.00		605.00

Vendor By Fund By Period

			22												22 Total
Vendor Name	Vendor No	Fund	1	2	3	4	5	6	7	8	9	10	11	12	
RIV. CO. HEALTH SVCS AGENCY	2526	702									3,040.00				3,040.00
RIV. CO. SHERIFF'S DEPARTMENT	1642	001		31,125.00											31,125.00
RIV. CO. TLMA ADMINISTRATION	1329	660		306.00											306.00
RIVCO EMD	8335	001												11,250.00	11,250.00
RIVERA, KATHLEEN	7529	675						180.00						190.00	370.00
RIVERSIDE COUNTY SHERIFF-PSEC	2938	001				1,283.06			3,395.00	13,580.00	16,716.88	6,790.00	3,395.00	6,790.00	51,949.94
RIVERSIDE POLICE DEPARTMENT	3455	001									880.00				880.00
RIVERSIDE PUBLIC UTILITIES	4433	670	1,472,526.61	2,855,339.97	2,332,836.09	1,813,939.70	808,073.22	1,063,576.42	1,113,078.08	905,138.14	1,709,950.19	1,364,531.58	1,292,226.11	1,505,570.02	18,236,786.13
		675	345.00	1,312.50	3,834.00		615.00	3,969.51	1,287.75	15,532.62	1,184.25		993.75	1,757.25	30,831.63
RIVERSIDE UNIVERSITY HEALTH SYSTEM	7998	001		1,200.00							1,200.00	2,400.00			4,800.00
RIVERSIDE, COUNTY OF	1317	001	673.20			2,007.50			426.50		538.00			1,213.50	4,858.70
	1319	001	7,165.73												7,165.73
ROBBINS, CLIFFORD & NANCY	8202	675						1,200.00							1,200.00
ROBINSON, BRANDON A	6532	670										607.80			607.80
ROBLEE, DAVID	7394	703				250.00									250.00
ROBLES, ISRAEL	7371	670								145.31					145.31
ROCKWELL ENGINEERING & EQUIPMENT	8204	001											11,504.28		11,504.28
		680													
ROCKWELL, AMBER	6071	670		108.00		379.00								239.00	726.00
RODRIGUEZ, MARINA	8207	675						1,800.00							1,800.00
RODRIGUEZ, RONALD	8289	675												2,400.00	2,400.00
ROEBUCK, ALYSSA	8086	001									89.25		0.00		89.25
ROMAN, ANDREA	7372	670								79.05					79.05
ROMO PLANNING GROUP, INC.	6122	001		24,435.00	38,060.00	24,510.00	25,990.00	31,490.00	16,675.00	28,350.00	13,192.50	9,520.00	10,000.00	15,440.00	237,662.50
		660	5,000.00								3,200.00				8,200.00
RON TURLEY ASSOCIATES INC	1341	702	5,068.80												5,068.80
RON'S BEE SERVICE	6645	660							150.00						150.00
ROOT, GARY & JUDITH	6267	670								185.76					185.76
ROQUET CONSTRUCTION INC	7277	660		24,500.00											24,500.00
ROSADO, HERIBERTO	7373	001											87.74		87.74
		670								236.61			0.00	34.30	270.91
ROWLAND, JORDAN	8169	761				225.00									225.00
ROYAL WHOLESALE ELECTRIC	5894	660	2,570.48	154.84	7,083.60	2,768.38					2,272.40			5,901.96	20,751.66
RSG, INC	8091	670													
RUELAS, ELIAS	7006	675						180.00					190.00		370.00
RUFFIN, STEPHEN	6268	670								243.30					243.30
RUGENSTEIN, CHARLES	7374	670								148.66					148.66
RUNYON SURFACE PREP CO. LLC	8193	100										8,547.28			8,547.28
RUSH, ADAM	7631	001	129.30												129.30
SAFETY NETWORK TRAFFIC SIGNS, INC	8104	001												206.88	206.88
		100							926.65		572.15			684.21	2,183.01
SAMPSON, LAURIE	7113	001										216.35			216.35
SAN BERNARDINO CO TREASURER	3762	660				1,579.32									1,579.32
SAN BERNARDINO CO. FLEET MGMT	8217	001								9,000.00					9,000.00
SAN BERNARDINO PUBLIC EMPLOYEES	5998	001	1,657.43	1,737.68	1,744.38	1,744.38	1,744.38	1,744.38	1,752.16	2,086.08	2,092.28	1,997.64	2,118.22	2,235.64	22,654.65
SAN GORGONIO PASS ROTARY CLUB	3032	001												44.00	44.00
		670												11.00	11.00
		761												11.00	11.00
SAN GORGONIO PASS WATER AGENCY	3125	660							23,940.00						23,940.00
SANDERS, ROBERT	5392	675		120.00				180.00					190.00		490.00

Vendor By Fund By Period

			22												22 Total
Vendor Name	Vendor No	Fund	1	2	3	4	5	6	7	8	9	10	11	12	
SANDHU, AMRITPAL	8227	001								12.75	76.50				89.25
SANTA ANA WATERSHED PROJ AUTHORITY	6965	660	23,283.00												23,283.00
SANTANA, GRACE	8113	670	159.20									473.00			632.20
SATEC, INC	7740	673											30,000.00		30,000.00
SATELLITE PHONE STORE	7156	703	306.70	306.70	306.70	306.70	306.70	306.70	306.70	307.80					2,454.70
	8235	703										615.75	307.95	307.95	1,231.65
SAYESKI, CHRISTOPHER	7323	001	56.00			25.50	27.00								108.50
SC FUELS	7727	702	56,674.89	27,823.62	26,520.56	29,176.52	30,829.02	54,926.49	29,724.13	34,237.89	48,173.30	35,765.30	42,201.96	89,644.30	505,697.98
SCA OF CA, LLC	8231	100									6,390.00	6,390.00	6,390.00	6,390.00	25,560.00
SCCI, INC DBA	5336	660	500.00	250.00	250.00	250.00		250.00	250.00	500.00		250.00	250.00	500.00	3,250.00
		700		500.00			500.00								1,000.00
SCHULZE, DOUG	7501	001				300.00									300.00
SEAFOSS, RICHARD	8127	675	900.00												900.00
SERRANO INTERPRETING	8171	001				125.00	160.00	30.00		110.00					425.00
SERRANO, DIANA	7705	001			135.00										135.00
SERRANO, JEFF	7589	670								102.51					102.51
SEWELL, SELENA	8308	001												100.00	100.00
SGP DESIGN AND PRINT	5901	001	214.42	107.75	108.74		182.65								613.56
		610		1,146.99			117.73			431.00				588.58	2,284.30
		670		52.02	52.02										104.04
		675	624.95		759.77		33.97	193.95							1,612.64
		702	344.80		31.55										376.35
SHEARER, GARY R	8182	001						274.76							274.76
SHEEHAN'S OFFICE INTERIORS INC	8248	001										1,223.40			1,223.40
SHERIFF'S ADMINISTRATION	8295	001												100.00	100.00
SHERMAN, JANET	8180	675				1,800.00									1,800.00
SHRED-IT USA, LLC	6993	001	276.16		175.95	472.98	180.09	236.49	237.50	60.03	120.06	240.12	120.06		2,119.44
SHUBIN, DEBORAH	1363	001		250.00											250.00
SIEMENS INDUSTRY, INC	6611	100		630.00											630.00
SIEMENS MOBILITY INC	8120	100	3,209.49	3,087.70	2,155.38	1,801.67	1,144.77	942.48		1,074.73	10,038.66		1,421.80	3,044.36	27,921.04
SIRCHIE ACQUISTION CO LLC	3716	001	17.66					196.77		127.90					342.33
SITEONE LANDSCAPE SUPPLY	7095	001	1,381.73	296.51					1,990.56					2,909.18	6,577.98
		100									1,498.81			1,492.01	2,990.82
		111					168.24								168.24
		670													
		680													
SKILLS, INC	7470	670						6,814.02							6,814.02
SKINNER, DEBORAH & ROY	7199	675						180.00						190.00	370.00
SMART & FINAL	1561	001	944.71	200.88		35.72		211.48		45.54	409.17	196.37	437.28	664.28	3,145.43
		610								201.48					201.48
SMITH, BRANDON	6127	001		157.08							363.08			42.50	562.66
SMITH, JASON	4391	670					84.76								84.76
SMITH, JOHN	7298	675						180.00						190.00	370.00
SMITH, MICHAEL	8181	675				1,200.00									1,200.00
SO CAL ARBOR CARE INC	7785	673													
SO CAL JOINT POLE COMMITTEE	1373	670	2,686.47	846.77	789.50	782.38	5,167.90	1,090.57		760.42	869.22	895.38	909.88	906.14	15,704.63
SO CAL WEST COAST ELECTRIC, INC	1377	001	795.47	290.00	3,676.16	14,186.00	525.00				1,578.78	1,224.84	361.11	6,184.15	28,821.51
		610	3,054.96												3,054.96
		810													
SOFTWARE ONE, INC	7083	703	2,004.65	64,306.06	2,201.60	1,885.26	1,894.61	1,859.77	1,865.16	1,866.07	1,676.99	1,736.45	1,699.62	1,731.42	84,727.66

Vendor By Fund By Period

			22												22 Total
Vendor Name	Vendor No	Fund	1	2	3	4	5	6	7	8	9	10	11	12	
SOLANO, PATRICIA	7815	675						180.00						190.00	370.00
SONSRAY MACHINERY LLC	6565	702		2,751.47		547.00		491.61	2,903.86		926.28	4,767.64	1,368.84	3,149.76	16,906.46
SORIANO, RICHARD	7037	670				250.00									250.00
SOUTH COAST AIR QUALITY	1370	001	227.19		1,748.22					582.74			575.52	1,174.85	4,308.52
		660		582.74								143.88	143.88		870.50
		680		1,022.89	1,165.48							287.76	431.64	6,157.33	9,065.10
SOUTHERN CALIF ASSN OF GOVERNMENTS	1346	001												3,981.00	3,981.00
SOUTHERN CALIFORNIA EDISON	1371	660	1,934.17	1,887.64	1,863.32	1,863.67	1,770.10	2,052.84	3,300.48	3,377.42	3,656.26	2,870.12	3,142.61	3,494.46	31,213.09
		670	77.87	77.88		156.94	78.44	78.91		80.87	79.93	79.20	79.23	158.40	947.67
SOUTHERN CALIFORNIA EDISON COMPANY	2535	670		3,503.00	16,677.00							1,906.00		10,974.00	33,060.00
SOUTHERN CALIFORNIA GAS CO	1376	702	5,554.90	6,617.08		7,680.49	16,068.69	5,892.77		8,343.71	7,687.37	9,570.62	9,618.54	29,097.03	106,131.20
SOUTHWEST POWER POOL, INC	7488	670	243.49												243.49
SPANN, JOHN	8132	675	2,400.00												2,400.00
SPEER, AARON	8223	001									80.00				80.00
SPEER, KAYLA	8222	001									200.00				200.00
SPIDAWEB LLC	6762	670	3,205.00												3,205.00
SPS VAR, LLC	4796	703		3,475.00											3,475.00
SSD ALARM	8046	001		845.00		12,202.04	169.00	1,223.30						268.50	14,707.84
		100				313.79									313.79
		600				880.68									880.68
		660				313.79	518.30								832.09
		670				1,213.55									1,213.55
		702				484.95									484.95
STAGECOACH DAYS ASSOCIATION	6989	001		30,500.00											30,500.00
		675		500.00									25,000.00		25,500.00
STANDARD INSURANCE COMPANY	8166	001	9,394.83	9,394.83	9,394.83	9,394.83	10,149.22	9,572.19	9,572.19	9,604.43	9,715.38	12,116.01	9,901.17	10,208.46	118,418.37
STANTEC CONSULTING SERVICES, INC	7138	840								7,511.00				5,125.75	12,636.75
STAPLES BUSINESS ADVANTAGE	7084	001	1,326.21	2,420.02	1,646.95	3,544.54	1,563.61	3,235.72	1,943.45	2,274.66	2,514.05	3,101.50	2,721.59	4,222.98	30,515.28
		610	47.15					44.17	283.65		155.68		63.58	135.75	729.98
		660			38.87		459.51				45.92	102.36			646.66
		670	791.49	358.16	334.63	510.83	162.23	1,167.06	482.06	702.19	435.32	258.44	506.88	2,560.32	8,269.61
		675	2,165.03												2,165.03
		690		38.47	124.03	(0.63)									161.87
		702					425.63								425.63
		761	42.72	155.56		219.22	76.34	201.37	224.92		173.68	468.58		272.89	1,835.28
STAT URGENT CARE	8079	001		105.00											105.00
STATE OF CALIFORNIA DOJ	4000	001		2,024.00	970.00	1,434.00	1,276.00	1,322.00	1,189.00	660.00	818.00	843.00	819.00	3,514.00	14,869.00
		370					1,876.98				1,876.98	1,876.98		1,876.98	7,507.92
STATE WATER RESOURCES CONTROL	2452	451							860.00						860.00
		600										1,738.00			1,738.00
		660						54,137.34	2,031.00						56,168.34
		680						42,886.00							42,886.00
		840	685.00												685.00
	6849	660				190.00	90.00			90.00					370.00
STATEWIDE EMERGENCY SERVICES	8164	100				3,232.50									3,232.50
STATEWIDE TOWING & RECOVERY, INC	3952	702		425.00									1,753.75		2,178.75
STC TRAFFIC INC	8249	001											13,965.00	27,732.50	41,697.50
STERLING TALENT SOLUTIONS	7132	001	336.96			10.27			5.37						352.60
STEVEN ENTERPRISES INC	4269	001				3,490.00							305.01		3,795.01
		660				4,489.00									4,489.00

Vendor By Fund By Period

			22												22 Total
Vendor Name	Vendor No	Fund	1	2	3	4	5	6	7	8	9	10	11	12	
STEVEN ENTERPRISES INC	4269	680				989.86									989.86
STEWART, TYKE & MARY	7588	670	16.32												16.32
STONE, DIANE	6270	670								229.11					229.11
STONE, IDA	7264	675						180.00						190.00	370.00
STONE, PAMELA	5524	001			232.00	417.25									649.25
STRATEGIC GOVERNMENT RESOURCES	8233	001								7,666.67		11,167.67		10,166.66	29,001.00
STUART, DAMON	5657	670										201.51			201.51
STUART, HOLLY	5562	001										37.50			37.50
		100										7.50			7.50
		660										60.00			60.00
		680										45.00			45.00
		690										150.00			150.00
STV INCORPORATED	8076	702		6,020.00	6,275.00					1,057.50					13,352.50
SUCCESS ESCROW	8247	673									2,250.00		224,712.18		226,962.18
SUDWECKS, SCOTT	8290	675												1,200.00	1,200.00
SULLIVAN WORKMAN & DEE	8264	840											205,658.79		205,658.79
SUN RIDGE SYSTEMS INC	4772	001			21,658.00							4,925.00	12,407.00		38,990.00
		148									17,600.00		6,950.00		24,550.00
SUPERION	7253	001	58,467.29		1,499.40			3,622.50			2,153.63			51,866.22	117,609.04
		670	10,349.97	2,479.01								2,025.00		7,375.61	22,229.59
		761	38,620.98	794.25	781.80	753.30	764.85	732.30	1,439.85	240.00	1,545.00	150.00		33,570.85	79,393.18
SWANK MOTION PICTURES, INC.	7649	001								2,175.00					2,175.00
SWIFTCOMPLY US OPCO, INC	8119	660	4,459.15												4,459.15
SWRCB	8276	660										41,366.94			41,366.94
SYMMES, WILLIAM	6273	670								181.28					181.28
SYNAGRO-WWT, INC	7152	680	10,463.20		83,702.12	83,702.12									177,867.44
		683			61,470.70	61,470.70									122,941.40
SYSTEMS INTEGRATED	7737	660					44,704.00								44,704.00
		680					240,711.00								240,711.00
TASC	5885	001	20,224.25	13,451.32	13,576.32	13,234.74	13,084.64	13,084.64	12,934.65	9,240.34	19,343.01	12,487.04	19,546.34	12,438.62	172,645.91
TATE, BOBBY	7586	670								161.52					161.52
TAYLOR'S PLUMBING LLC	8110	001	524.75			383.71	999.10			97.94	255.00	630.00	1,193.50	1,588.54	5,672.54
TEC EQUIPMENT, INC	7997	702	177.26	349.95	360.99	1,082.09		1,326.56	1,004.16	34.38	547.70	55.69		47,409.25	52,348.03
TECHNOLOGY UNLIMITED INC	5005	610			785.00										785.00
TELEPACIFIC COMMUNICATIONS	6583	001	4,069.21	4,028.71	4,035.84	4,019.34	4,019.09	4,019.01	4,016.51	4,280.43	4,281.74	4,280.07	4,280.36	4,827.60	50,157.91
TERMINIX COMMERCIAL	1802	001	68.00	68.00	68.00	68.00	68.00	68.00			637.00	497.00	497.00	429.00	2,468.00
		670									60.00	1,525.00	325.00	325.00	2,235.00
TERMONFILS, KEVIN	8085	001		12.75				25.50	168.50		12.75				219.50
THE HOME DEPOT PRO	8214	660								3,770.26				588.68	4,358.94
THE MOBILE TURTLE	7699	702	1,320.00			2,400.00	1,260.00	1,440.00	1,620.00	1,500.00	3,480.00	2,160.00	1,020.00	1,560.00	17,760.00
THE PARK CATALOG	8298	001												(887.76)	(887.76)
		810												12,342.76	12,342.76
THESIER, DEREK	4985	001	859.75	296.41					3,000.00			621.00			4,777.16
THOMPSON, JAMES	5778	001							250.00						250.00
THOMSON REUTERS - WEST	1447	001							189.10						189.10
THORNTON, CHRIS	5804	660		148.00											148.00
THORNTON, MEL	6766	670						120.00						120.00	240.00
		675						180.00						190.00	370.00
TIME WARNER CABLE	4412	001	379.10	236.62	97.44										713.16
		670	912.93	72.42	2,322.77	2,106.24	2,101.24	2,173.66	2,028.82	2,113.08	2,113.08	2,109.26	2,109.26	1,054.63	21,217.39

Vendor By Fund By Period

			22												22 Total
Vendor Name	Vendor No	Fund	1	2	3	4	5	6	7	8	9	10	11	12	
TIME WARNER CABLE (086811201)	8151	001					42.98	(42.98)							0.00
		670					72.42		144.84	72.42	80.97	80.97	80.97	80.97	613.56
TIME WARNER/CHARTER	8150	001			142.48	239.92	196.94	282.90	239.92	239.90	239.88	536.77	405.81	397.44	2,921.96
		670			3,055.20	72.42									3,127.62
TITAN ENVIRONMENTAL SOLUTIONS, INC	6752	001			1,200.00										1,200.00
		673	1,500.00						1,215.00						2,715.00
TKE ENGINEERING, INC	6861	001	1,757.50	647.50			277.50				92.50				2,775.00
T-MOBILE	6743	001	450.00				870.00						1,230.00		2,550.00
TOM BELL CHEVROLET	416	702	1,475.63				75.14	1,675.10		2,360.83					5,586.70
TOP-LINE INDUSTRIAL SUPPLY, LCC	7976	702	31.98			366.79				233.88	246.78				879.43
TOTAL-WESTERN, INC	4326	680					1,035.00	2,472.33							3,507.33
TRANSTECH ENGINEERS, INC	7878	001			43,202.00	73,127.00	7,975.00			17,088.00	5,685.00	4,095.00	618.00	2,565.00	154,355.00
TRANSTRACK SYSTEMS INC	8230	610									6,000.00	3,000.00			9,000.00
TREICHLER, JOHN	6271	670								165.02					165.02
TREMBLY, CHRIS	7520	001					90.00								90.00
		660									150.86				150.86
TRENCH SHORING COMPANY	4540	660		662.66						253.00	400.00	144.00			1,459.66
		673			737.70										737.70
TRILLIUM SOLUTIONS, INC	7941	610		3,000.00											3,000.00
TURBO DATA SYSTEMS INC	2403	001		474.33		419.35		178.38	155.16	357.21	289.14	174.51	254.52	197.91	2,500.51
TURBOSCAPE, INC	8081	001	8,820.00		2,940.00										11,760.00
U.S. BANK	3590	001									302.50				302.50
		375	3,327.50	137,847.95						45,652.47					186,827.92
		669			2,475.00	1,531,781.26						429,906.26			1,964,162.52
		678			2,475.00		576,771.88						1,851,771.88		2,431,018.76
		680				2,500.00									2,500.00
		689				254,196.37						147,215.91			401,412.28
		830		1,733,981.39		2,475.00				455,857.01					2,192,313.40
		840		(25.01)											(25.01)
ULINE	3623	001		3,016.85		476.63	442.45			549.95			405.42		4,891.30
ULTIMATE MAINTENANCE SERVICES, INC	7913	670													
UNDERGROUND SERVICE ALERT	871	100	76.02	93.06	63.92	65.57	65.57	74.36	57.32	56.51	51.56	55.42	49.37	66.41	775.09
		660	76.02	93.07	63.91	65.56	65.57	74.37	57.32	56.52	51.56	55.41	49.36	66.42	775.09
		670	76.01	93.07	63.92	65.57	65.56	74.37	57.31	56.51	51.57	55.41	49.36	66.41	775.07
UNITED STATES POSTAL SERVICE	1422	001						700.00							700.00
		761						204.00							204.00
UNITED TRANSMISSION EXCHANGE	7919	702	4,173.94												4,173.94
UNITED WATER WORKS, INC	6925	660					866.13		2,075.33		610.69	902.09	9,362.23		13,816.47
URBAN FUTURES INCORPORATED	4124	005												1,750.00	1,750.00
USABLUEBOOK	1993	660	6,576.26			3,461.89	1,593.00	1,884.33		2,216.46	818.99				16,550.93
USDA FOREST SERVICE	2577	660					1,101.89								1,101.89
UTILITY ACCOUNTING EDUCATION	8173	670							3,125.00						3,125.00
UTILITY CRANE AND EQUIPMENT	6782	702	1,317.00												1,317.00
VACA, YVETTE	7933	001	56.00	42.50	25.50					76.50	12.75				213.25
VALENCIA, MARIBEL	7503	675						180.00						190.00	370.00
VAN WHY, BRUCE & LILLIAN	7181	670								88.19					88.19
VANCE CORPORATION	8175	102							89,614.32	449,794.26		28,389.93			567,798.51
VARDANYAN, ANDRANIK	8134	001		12.75	12.00										24.75
VARGAS, MARIA	7236	001				301.50							2,531.82		2,833.32
VCS ENVIRONMENTAL	8296	001												936.75	936.75

Vendor By Fund By Period

			22												22 Total
Vendor Name	Vendor No	Fund	1	2	3	4	5	6	7	8	9	10	11	12	
VELA, ARTURO M	7159	675						180.00						190.00	370.00
VEOLIA TECHNICAL SOLUTIONS	7847	001											113.10		113.10
VEOLIA WATER CONTRACT OPERATIONS US	7007	680	65,266.00	65,266.00	65,266.00	65,266.00	65,266.00	65,266.00	65,266.00	65,266.00	65,266.00	65,266.00	65,266.00	65,266.00	783,192.00
VERIZON WIRELESS SERVICES, LLC	5369	001	2,890.49	2,713.69	2,653.31	3,767.12	2,715.36	2,753.87	2,823.42	3,028.66	2,856.65	2,941.80	3,375.54	3,111.47	35,631.38
		100	216.83	218.40	224.82	220.92	223.51	220.75	220.50	233.34	234.53	234.37	230.16	228.55	2,706.68
		610	274.98	209.17	206.97	232.92	202.27	214.26	211.99	292.14	195.25	207.49	198.05	194.33	2,639.82
		660	777.56	656.46	794.78	867.01	976.19	797.96	697.62	781.57	711.08	730.82	649.56	672.79	9,113.40
		670	1,558.81	1,531.89	1,532.30	1,524.93	1,537.83	1,530.74	1,575.23	1,592.25	3,476.24	1,598.87	1,771.14	1,784.43	21,014.66
		680	104.90	103.28	106.80	106.11	106.24	105.47	104.85	102.96	103.60	103.70	103.35	104.14	1,255.40
		702	66.89	53.89	56.71	56.85	56.33	53.72	62.35	51.45	931.10	57.17	66.90	80.59	1,593.95
		703	213.14	171.72	154.17	171.79	158.70	180.24	164.40	161.46	161.11	146.41	148.70	157.27	1,989.11
		761	200.97	202.23	279.18	205.40	199.66	198.44	168.65	166.92	169.36	167.78	170.14	170.62	2,299.35
VERSATILE INFORMATION PRODUCTS	445	001		2,095.00											2,095.00
VILLAREAL, CHRIS	8291	675												1,800.00	1,800.00
VILLEGAS, JOSE	7042	670						120.00						120.00	240.00
		675						180.00						190.00	370.00
VIRTUAL PROJECT MANAGER, LLC	7885	100	83.30	83.30	83.30	83.30	83.30	83.30	83.30	83.30	83.30		166.60		916.30
		660	208.30	208.30	208.30	208.30	208.30	208.30	208.30	208.30	208.30		416.60		2,291.30
		670	500.10	500.10	500.10	500.10	500.10	500.10	500.10	500.10	500.10		1,000.20		5,501.10
		680	208.30	208.30	208.30	208.30	208.30	208.30	208.30	208.30	208.30		416.60		2,291.30
VISION SECURITY SYSTEMS	6143	001	3,341.36				778.05				2,905.97	915.62		10,974.82	18,915.82
		660	765.30		420.00			210.00			210.00				1,605.30
		703					600.00								600.00
VISTA PAINT	1890	001				4,245.95						729.81	381.11		5,356.87
		200		5,466.35	276.83	451.46									6,194.64
VORISEK, ADAM	7375	670								222.64					222.64
VULCAN MATERIALS	6650	660		1,736.19		2,124.42		1,800.67			2,117.41			2,525.25	10,303.94
WAGES, ROBERT & ANN	7182	670								200.72					200.72
WALKER, BRIAN	4984	001			4,294.74				0.00	1,314.25		294.25	948.75	340.50	7,192.49
WALLACE, A'JA	8189	001					300.00								300.00
WALLACE, COLLEEN	7576	001			524.16								88.92	329.12	942.20
WALTER STANLEY COS, LLC	7282	001					169.91				287.15	100.17			557.23
WARE, KENNITH	5139	675												1,200.00	1,200.00
WASTE MANAGEMENT 0F THE IE	1437	670	3,884.47					1,716.32							5,600.79
		690								17,957.08					17,957.08
WASTE MANAGEMENT OF THE IE	1436	690	348,856.81	153,375.54	20,547.59	2,996.15	6,952.82	2,247.41	5,134.49	5,621.18	9,644.62	6,576.71	4,013.54	4,653.13	570,619.99
WATER ENVIRONMENT FEDERATION	6165	660								145.00					145.00
WATERLINE TECHNOLOGIES, INC	6918	001	2,302.20	513.97	228.43			228.43	446.89	514.07	383.05	435.93	2,854.27	6,548.53	14,455.77
WEBB MUNICIPAL FINANCE, LLC	7680	111													
WEBSEDGE LIMITED	7080	670					22,500.00								22,500.00
WEBSTER, JAN	8131	675	3,000.00												3,000.00
WEBSTER, LON	5390	670						120.00						120.00	240.00
		675						180.00						190.00	370.00
WEG TRANSFORMERS USA LLC	8192	673							379,200.00		379,200.00				758,400.00
WEINBERG, MARK & JUDY	7183	670								164.04					164.04
WELDOR'S SUPPLY AND STEEL	7249	660		43.61		47.99				175.94					267.54
		670				65.79								36.90	102.69
		702								30.04					30.04
WELLS FARGO BANK	2256	001	1,460,994.95	879,382.40	885,349.47	899,515.67	899,896.21	1,471,756.27	894,130.10	1,765,002.59	870,838.22	907,274.69	904,793.44	1,484,492.45	13,323,426.46
	4228	001	800.00	1,200.00	800.00	800.00	800.00	800.00	800.00	800.00	1,200.00	800.00	800.00	800.00	10,400.00

Vendor By Fund By Period

			22												22 Total
Vendor Name	Vendor No	Fund	1	2	3	4	5	6	7	8	9	10	11	12	
WELLS FARGO CARD SERVICES INC	4821	001	16,700.09	12,670.61	24,355.32	20,285.24	11,413.75	7,431.79	12,002.14	18,003.24	27,095.35	14,822.38	14,951.92	16,061.37	195,793.20
		100										318.21			318.21
		148	2,402.83												2,402.83
		200						458.96	311.67	74.28					844.91
		201		95.68	578.78	711.15	(711.15)		286.26	32.61					993.33
		600										179.19			179.19
		610									49.16	731.62			780.78
		660		1,158.31	1,945.42	400.01	220.00	100.00	4,728.51	4,671.15	209.61	1,549.70	801.13	924.94	16,708.78
		670	2,633.68	5,766.96	7,303.46	21,469.29	10,278.02	3,100.23	8,036.49	2,926.05	22,412.16	16,725.09	2,286.08	16,094.57	119,032.08
		675	6,687.83	4,046.94	1,032.47	6,459.60	7,553.50	6,402.65	6,703.55	4,199.46	9,823.75	4,244.35	2,993.33	9,322.39	69,469.82
		680		1,529.49		180.00	1,419.14								3,128.63
		690	2,261.29	1,261.71	234.72	2,571.19	947.38	241.77	305.10	74.08		121.20		1,085.11	9,103.55
		702	746.71	709.86	368.42	1,650.38	855.65	1,159.27	7,275.18		421.95	2,426.45	100.19	686.20	16,400.26
		703	870.00	900.00	932.00			1,999.00			2,003.51	267.70			6,972.21
		761				73.74	562.52				5,754.34		103.28	58.00	6,551.88
WEST & ASSOCIATES ENGINEERING, INC	8018	660													
WEST COAST SAFETY SUPPLY CO., INC	3416	670											350.65		350.65
WEST COAST SAND & GRAVEL, INC.	7381	660	400.05	1,696.68	906.87	405.56		394.55	416.26		896.94	1,289.54	1,696.66	982.97	9,086.08
WESTERN AUDIO VISUAL & SECURITY	6053	001												6,993.07	6,993.07
WESTERN EXTERMINATOR COMPANY	7690	670	2,800.00												2,800.00
WESTERN MUNICIPAL WATER DISTRICT	7021	660									750.00				750.00
WESTERN RIVERSIDE COUNTY	5026	001	10,338.00		2,935.00		2,935.00	2,935.00							19,143.00
WESTRICK, FERNE	6560	670								159.30					159.30
WESTRUX INTERNATIONAL INC	143	702	264.52	331.20						202.03					797.75
WHITE BRENNER LLP	8161	660		2,663.95		2,633.00									5,296.95
WHITE, BEVERLY	6359	675						180.00						190.00	370.00
WHITMAN, REQUARDT & ASSOCIATES, LLP	7784	670											315.00		315.00
WHOOSTER, INC	7661	001												1,300.00	1,300.00
WIEGAND, JOHN & SHARON	6275	670								63.82					63.82
WILBUR'S POWER EQUIPMENT	466	100			1,081.92		145.60	2,335.42			37.70	276.98		743.46	4,621.08
WILCE, MARLENE	6230	670						120.00						150.00	270.00
WILLDAN ENGINEERING	6184	001		65,935.00	66,760.00	72,117.50	18,680.00	520.00			279,322.48	93,425.00	49,342.70	131,839.42	777,942.10
		100									73.13		405.60	1,368.90	1,847.63
		660									268.13		1,488.24	5,022.81	6,779.18
		680									268.13		1,488.24	5,022.81	6,779.18
		690									73.13		405.60	1,368.90	1,847.63
		702									195.00		1,082.12	3,652.16	4,929.28
WILLDAN FINANCIAL SERVICES	2971	375	777.00		786.00			825.00			1,736.00				4,124.00
		669										1,350.00			1,350.00
		678										1,350.00			1,350.00
		689					250.00					1,100.00			1,350.00
WILLIAMS, JOHN	7867	670								227.76					227.76
WILSON, STEPHANIE	8201	675						1,800.00							1,800.00
WINSTEAD, WILLIAM & ALMA	8292	675												2,000.00	2,000.00
WIREMAN, RHONDA	6236	675						270.00						190.00	460.00
WITTMAN ENTERPRISES, LLC	8022	001	5,190.00	4,215.00	4,980.00	4,455.00	3,930.00	5,535.00	5,025.00	4,140.00	5,535.00	5,235.00	4,395.00	5,670.00	58,305.00
WRCOG	2690	001	3,941.09				3,941.09								7,882.18
		132										3,000.00			3,000.00
		690										3,997.54		1,459.42	5,456.96
		702										3,000.00			3,000.00

Vendor By Fund By Period

			22												22 Total
Vendor Name	Vendor No	Fund	1	2	3	4	5	6	7	8	9	10	11	12	
WRIGHT, RALPH	7846	001									159.50				159.50
WURTZ, JAMES	8028	001	30.86		21.55			1,085.42		300.00					1,437.83
XENIA PACIFIC, INC	6662	001	134.69	1,821.95	1,142.15	899.93	942.81					204.73		3,244.06	8,390.32
		110	1,481.57	457.94											1,939.51
		690					188.56				996.69				1,185.25
XYLEM DEWATERING SOLUTIONS, INC	6011	680	2,875.98	2,725.13	53,745.65							554.33			59,901.09
XYLEM WATER SOLUTIONS USA, INC	8071	680	26,065.07	20,853.05											46,918.12
YANG, CHE	7143	001					148.96								148.96
YORK, RICHARD	7376	670								268.92					268.92
YOUNG, CARLA	5375	670		108.00	300.00	379.00								239.00	1,026.00
		675						515.00							515.00
YOUNG, RICHARD	7583	670								172.60					172.60
YOUNGBLOOD, RICHARD	2857	001								12.75			174.25		187.00
ZENCITY TECHNOLOGIES US, INC	8190	001						24,000.00							24,000.00
ZENNER PERFORMANCE METERS, INC	6499	660	33,533.50	164,074.94	60,265.98	4,010.00	3,186.61	780.00	780.00	1,836.61	11,519.09	1,230.00	3,673.22	275,388.71	560,278.66
ZOELLER, SUSAN	5471	675						180.00						190.00	370.00
ZOHO CORPORATION	8097	703											4,626.00		4,626.00
OPENGOV, INC	7618	001			12,000.00					24,750.00	11,100.00				47,850.00
		600								225.00					225.00
		610								4,050.00					4,050.00
		660								4,500.00					4,500.00
		670								8,100.00					8,100.00
		680								2,250.00					2,250.00
		690								225.00					225.00
		703								900.00					900.00
SERVIAM BY WRIGHT LLP	7131	700	3,405.10	3,868.20	493.50	3,553.70	6,804.50	3,749.30	9,487.83	12,922.97	11,342.12	5,957.64	3,951.49	1,259.00	66,795.35
Grand Total			12,804,768.55	9,540,967.78	6,724,036.38	8,529,797.08	5,881,288.78	6,377,887.04	5,001,790.75	7,177,318.75	6,935,698.70	6,189,774.58	7,283,771.35	10,515,057.23	92,962,156.97

Vendor By Period

Sum of Tran Amt		FY Period												
		22												22 Total
Vendor Name	Vendor No	1	2	3	4	5	6	7	8	9	10	11	12	
A JUMP N PARTY, INC	6956										2,196.78			2,196.78
AARVIG & ASSOCIATES, APC	8103	7,754.95		10,544.88	4,300.56	320.00			7,223.28					30,143.67
AB FENCE COMPANY, INC	7801										457.94			457.94
ABBOTT, CELIA	7508						180.00						190.00	370.00
ABSOLUTE CONTRACTORS, INC	8014													
ACCULINE CONSULTING, LLC	7689	80,760.00	16,448.00					81,680.00		17,031.25			113,540.00	309,459.25
ACE ALTERNATORS, GENERATORS	889					205.54								205.54
ACE TECHNOLOGIES	6828									650.00				650.00
ACOM SOLUTIONS, INC	6497	4,035.00												4,035.00
ACOSTA, JESSICA	7902												1,500.00	1,500.00
ADS,LLC	7663			5,400.00										5,400.00
ADVANCED WORKPLACE STRATEGIES INC	4781	1,125.00	219.00	168.50	231.00	171.00		57.00						1,971.50
ADVANTAGE DEMOLITION & GRADING	8186								137,669.25			7,245.75		144,915.00
AHRENS, JOYCE	6435								160.17					160.17
AILA, GREBELL	7265						180.00						190.00	370.00
AIRWAVE COMMUNICATIONS ENTERPRISES	7146	1,300.43												1,300.43
ALARCON GARCIA, ANGEL	8135		12.75				25.50		12.75					51.00
ALARMCO SECURITY SYSTEMS, INC	8053								240.00					240.00
ALBERT A. WEBB ASSOCIATES	3065	54,801.94	14,600.75	8,666.26		67,852.83		3,392.81	75,012.69		100,769.70	33,652.71	98,695.08	457,444.77
ALESHIRE & WYNDER, LLP	4994	429.00	214.50	195.00	234.00	390.00		195.00	234.00	312.53	292.50		370.50	2,867.03
ALFARO COMMUNICATIONS CONSTRUCTION	8209									55,625.00		2,775.00		58,400.00
ALGIERS, LYNETTE	7977				250.00									250.00
ALL AMERICAN ASPHALT	6724	128,641.40	447,231.41	771,287.14	649,621.55	341,689.35	92,872.00	106,812.01	20,995.00	108,463.40	350,236.45	247,896.80	280,656.12	3,546,402.63
ALL AMERICAN TOWING	1492	215.00	215.00					430.00		115.00				975.00
ALL STAR ELITE SPORTS	7098	175.22		955.85	330.55		184.71	4,215.10	53.64	229.10	911.32	418.66	1,772.78	9,246.93
ALL STAR GLASS, INC.	3597	89.00	1,414.62	1,102.00	616.24		790.02	317.93	416.19	859.10	792.31	540.44	945.94	7,883.79
ALLGOOD DRIVING SCHOOL, INC	7979	54.60	54.60		27.30				27.30	27.30	27.30		54.60	273.00
ALLIANT INSURANCE SERVICES, INC	6775											165,850.00		165,850.00
AL'S KUBOTA TRACTOR	34												91.32	91.32
ALTA PLANNING + DESIGN INC	8297												5,918.00	5,918.00
ALTEC INDUSTRIES, INC.	1616		3,600.19	4,045.45				1,686.33			497.75	858.60		10,688.32
ALTERNATIVE TECHNOLOGIES, INC	6482									60.00				60.00
AMAZON BUSINESS	7468	1,935.08	2,245.88	9,222.02	4,155.96	6,235.58	527.66	831.27	1,754.49	1,744.41	2,273.37	3,703.35	5,691.83	40,320.90
AMERICAN CAPITAL ENT, INC	4459										66.33			66.33
AMERICAN COUNCIL OF ENG COMPANIES	7580								396.13					396.13
AMERICAN FORENSIC NURSES	4265	899.89	1,203.64	1,574.89	1,034.89	899.89	1,273.39	1,543.39	2,291.63	1,216.69	1,273.39	1,348.99	35.10	14,595.78
AMERICAN KEY SUPPLY	7653													
AMERICAN PUBLIC WORKS ASSN	2195	268.75												268.75
AMERICAN ROAD MAINTENANCE INC	8115						308,432.75			55,935.83	1,814.64			366,183.22
AMERICAN WATER WORKS ASSN	910				302.00			1,672.00						1,974.00
AMILIA TECHNOLOGIES USA INC	8261											2,492.50		2,492.50
ANDERSON, DENNIS & LUCILLE	7161								193.04					193.04
ANDREWS, LORRAINE	7603								302.38					302.38
ANGI ENERGY SYSTEMS, LLC	5299	1,826.94	360.53										1,691.69	3,879.16
ANIXTER, INC	7048	85,142.67	84,589.19	17,466.27	4,116.05	380,543.81	136,512.22	21,789.47	17,266.63	10,536.80	84,830.31	6,057.01	77,207.81	926,058.24

Vendor By Period

Vendor Name	Vendor No	1	2	3	4	5	6	7	8	9	10	11	12	
ANKENMAN, DAVID	8206						2,400.00							2,400.00
ARAGON GEOTECHNICAL, INC	6195												5,365.00	5,365.00
ARAMARK UNIFORM & CAREER APPAREL	7743	1,416.79	1,665.03	1,476.45	2,072.99	2,060.57	1,570.33	1,126.53	1,325.63	1,511.44	1,374.60	1,042.58	4,600.97	21,243.91
ARB/PERP	6063				735.00									735.00
ARC DOCUMENT SOLUTIONS	8082	4,501.23				1,712.94								6,214.17
ARCHIVESOCIAL, INC	8158			3,591.00										3,591.00
ARE ANIMAL RESCUE	8117	15,000.00		15,000.00			15,000.00				15,000.00		10,130.03	70,130.03
ARIAS, JOE	5215			213.50										213.50
ARROW STAFFING SERVICE	6456	100.00												100.00
ARTISTIC MAINTENANCE, INC.	5946	8,686.26	8,262.77	8,874.86	8,012.00	8,012.00	408.41	8,012.00	8,012.00	1,513.91	9,016.49	9,177.16	26,237.04	104,224.90
ASBURY ENVIRONMENTAL SERVICES DBA	6899	447.80		288.77	205.00	1,058.05	288.77	288.77	925.60					3,502.76
ASH, EUGENE & ABIGAIL	8285												1,600.00	1,600.00
ASSOCIATED BAG COMPANY	921											1,804.92		1,804.92
AT&T CALNET 2	6175	1,481.00	1,490.70	152.06	2,074.80	1,465.51	1,407.99	737.37	841.49	1,435.07	1,432.68	1,421.88	2,698.51	16,639.06
AT&T MOBILITY	3844	1,445.90	1,445.90											2,891.80
AT&T MOBILITY LLC	8147			1,473.14	1,479.14	1,479.14	1,499.14	1,529.14	1,517.66	1,400.16	1,370.16	1,460.16	1,360.16	14,568.00
ATBACKGROUNDS	7667	105.25	102.25	44.25		26.25	174.75			152.25	525.75	67.75		1,198.50
ATLAS BUSINESS SOLUTIONS, INC	6810					940.80								940.80
ATWOOD, ROBERT & JACQUELYN	8270											7,530.00		7,530.00
ATWORK PERSONNEL SERVICES	7937	22,193.79	15,414.57	3,741.19	14,957.50	10,116.70	13,845.66	10,829.38	12,436.70	13,838.10	15,946.00	5,370.37	4,514.61	143,204.57
AUER, WILLIAM	6942	2,952.92				59.50				229.00	59.50	507.00	621.00	4,428.92
AURIGA CORPORATION	8259													
AUSTIN, CHANDA	8114	246.50												246.50
AUSTRUM, RICHARD & DIANA	6457						150.00						150.00	300.00
AUTOMATED GATE SERVICES, INC.	3933	810.00	460.00							3,335.00	264.00	13,917.00		18,786.00
AVILA, CHRISTINA	6593									438.00				438.00
AVILA, SOL	7121	3,370.02	35.00					184.00	12.75			3,232.00		6,833.77
AVILA, VINCENT	5872	3,400.99				25.50								3,426.49
A-Z BUS SALES, INC. (COLTON)	2073					189.28		31,872.27	1,165.53					33,227.08
BABCOCK LABORATORIES, INC	6774	9,184.60	2,343.40	8,560.75	1,505.60	1,730.00	1,412.60	1,777.00	4,909.49	11,047.15	13,463.28	2,546.00	4,910.20	63,390.07
BAKER, CHARLES	8099	(400.00)												(400.00)
BANNING CHAMBER OF COMMERCE	7632									2,500.00				2,500.00
BANNING GLASS MIRROR & SCREEN	7101		584.74	1,359.36									345.84	2,289.94
BANNING POLICE EXPLORERS POST 1250	7738						570.00							570.00
BANNING POLICE OFFICERS ASSOC.	7990	2,931.14	2,981.14	3,031.14	3,031.14	2,860.30	2,860.30	2,860.30	2,960.30	2,960.30	2,960.30	2,960.30	2,910.30	35,306.96
BANNING VETERINARY HOSPITAL	5297				388.75			803.16	168.00	66.25	1,263.77	555.25	188.91	3,434.09
BARNES & THORNBURG LLP	5559				4,950.00									4,950.00
BASKENT, GAIL	8176				900.00									900.00
BATTERY SYSTEMS, INC	6312			203.79			(214.85)		(58.80)	188.11		85.54		203.79
BAUDVILLE INC	3573					94.09								94.09
BEAUMONT BASIN WATERMASTER	4972			6,012.84	2,820.80		25,715.00							34,548.64
BEAUMONT CHAMBER OF COMMERCE	3628		360.00					165.00						525.00
BEAUMONT CHERRY VALLEY WATER	3674			12,561.01		97,536.87								110,097.88
BEAUMONT DO IT BEST HOME CENTER	6091	910.68	1,866.04	1,205.76	1,388.79	1,420.67	1,060.10	1,150.60	841.68	2,938.05	679.18	1,819.10	2,737.71	18,018.36
BEAUMONT SAFE & LOCK	951	104.00	196.89	534.33	144.00		110.41	165.16	1,179.75	98.31	1,238.28	286.52	30.01	4,087.66
BECERRA, ELADIO	6575						180.00						190.00	370.00
BECHTEL, PETRA	6982						180.00						190.00	370.00
BELL, GLORIA TOTI	8152				136.50									136.50
BENHAR, DIANA T	7099	624.05	511.35	386.40	346.50	348.60	176.40	191.10	400.40	560.00	366.80	392.00	1,172.50	5,476.10

Vendor By Period

Vendor Name	Vendor No	1	2	3	4	5	6	7	8	9	10	11	12	
BENNETT, MICHAEL	5577	(12.00)												(12.00)
BESSIX, WILLIAM	8188					900.00								900.00
BEST EQUIPMENT SERVICE	8172				1,048.16									1,048.16
BEWEAR CREATIVE INC	7984						4,112.01		1,875.94	531.21				6,519.16
BIBBO, ROBERT & MARCIA	6557								190.55					190.55
BIG TEX TRAILER WORLD	2643												3,730.21	3,730.21
BIO-TOX LABORATORIES	2051	1,546.00	1,355.00	235.00	820.00	1,380.00		806.00	3,269.00	610.00	81.00	398.00	168.00	10,668.00
BLACK & VEATCH MGMT CONSULTING	8109							32,950.00	11,250.00				25,440.00	69,640.00
BLACK KNIGHT TERMITE & PEST	8256											2,175.00		2,175.00
BLACKWELL, CAROL	7320						300.00						310.00	610.00
BLAIS & ASSOCIATES, LLC	7612	1,427.50	11,845.00	5,462.50	11,801.25	6,604.50	7,050.00	2,161.25	4,985.00	7,501.25	16,460.00	9,728.75	11,487.50	96,514.50
BLANK, BARBARA	6628		350.00				300.00					310.00		960.00
BLEIER, TODD	7816						270.00						190.00	460.00
BLOOMHUFF, NINA	5704						180.00						190.00	370.00
BLUE SHIELD OF CALIFORNIA	7251	76,514.98	56,972.84	74,437.73	69,074.80	80,168.73	75,475.23	71,636.38	76,827.10	81,956.55	84,616.29	73,794.13	85,449.06	906,923.82
BLUMENFELD, PHILLIP & JOAN	7162								98.55					98.55
BOA ARCHITECTURE	6870					2,100.00								2,100.00
BOIES, SANDRA DIANE	6748						180.00						190.00	370.00
BOLIN, DIANA	7817						180.00						190.00	370.00
BOOTH, CATHY	7085						180.00						190.00	370.00
BORISMETRICS	7739		5,535.00		4,590.00	3,375.00								13,500.00
BOSTON, LINDA	6362						180.00						190.00	370.00
BOWEN, WAYNE	7875								212.92					212.92
BOYDD PRODUCTS INC	7147													
BOYS & GIRLS CLUBS	5351									4,500.00			212.52	4,712.52
BRIANT, HARRIET	7382								256.21					256.21
BRIGHTLY SOFTWARE , INC	7880													
BROCK, SARA	8139	250.00												250.00
BUCKMAN, JACALYN	7994						180.00						190.00	370.00
BULCHA, NANCY	7602								197.44					197.44
BUNCH, JAMES & BRENDA	6251								233.31					233.31
BURLINGTON SAFETY LABORATORY	7799			991.44	1,050.82				3,247.00			2,165.54	3,913.39	11,368.19
BUSINESS TELECOMMUNICATION	6702		1,054.40		499.46	865.15				8,007.58				10,426.59
C.S. LEGACY CONSTRUCTION, INC	5504												258,422.61	258,422.61
CA. DEPT OF TRANSPORTATION	998				2,901.21			1,684.62				1,907.20	2,713.67	9,206.70
CA. ST. BOARD OF EQUAL. - FUEL	2257	360.23			479.00			1,566.68			495.00			2,900.91
CA. ST. BOARD OF EQUALIZATION	3012	169.00			278.00				287.00		902.00			1,636.00
CA. ST. DEPT. OF CONSERVATION	994			911.90				540.39		1,118.12			1,211.28	3,781.69
CA. ST. DEPT. OF FORESTRY	3220								1,360.68					1,360.68
CA. ST. EMPLOYMENT DEV. DEPT.	985	75,426.95	94,370.15	66,074.21	66,703.28	68,899.34	66,867.48	111,933.23	156,968.03	63,165.51	66,579.58	68,064.62	79,842.36	984,894.74
CA. ST. PUBLIC EMPLOYEES	997	3,936,042.12	349,725.90	113,488.67	224,959.97	330,420.31	212,530.58	248,581.10	234,494.96	370,978.04	245,607.06	235,506.72	238,022.28	6,740,357.71
CABALLERO, DANIEL	7051		2,585.99											2,585.99
CAL CITIES	2496							13,643.00						13,643.00
CALACT	3726						560.00							560.00
CALIF BUILDING STANDARDS COMMISSION	6292			1,307.20			183.60			332.10			414.00	2,236.90
CALIFORNIA ASSOCIATION OF CODE	5337					190.00								190.00
CALIFORNIA DEPT OF TAX AND FEE ADMN	1756			15,793.00			9,687.00			9,431.00			9,562.00	44,473.00
CALIFORNIA LAW ENFORCE ASSN	3780	759.50	759.50	784.00	784.00	759.50	759.50	735.00	808.50	784.00	808.50	808.50	808.50	9,359.00
CALIFORNIA MUNICIPAL REVENUE &	3259						150.00							150.00

Vendor By Period

Vendor Name	Vendor No	1	2	3	4	5	6	7	8	9	10	11	12	
CALIFORNIA MUNICIPAL STATISTICS	6811		500.00											500.00
CALIFORNIA MUNICIPAL UTILITIES	988											28,384.00		28,384.00
CALIFORNIA PARK & REC SOCIETY	989			850.00										850.00
CALIFORNIA POLICE CHIEFS ASSN	3210											440.00		440.00
CALIFORNIA RURAL WATER ASSOCIATION	6455								1,435.00					1,435.00
CALIFORNIA WATER ENVIRONMENT	4042	283.00	581.00			283.00		384.00	192.00			657.00	192.00	2,572.00
CALIFORNIA, STATE OF	992		6,561.00			8,112.05			7,803.00				18,994.50	41,470.55
CALIFORNIA-NEVADA J.A.T.C.	3958								9,000.00					9,000.00
CALIMESA CHAMBER OF COMMERCE	8205							60.00						60.00
CALLAHAN, BRIAN	5171							1,780.44	51.75					1,832.19
CALOLYMPIC GLOVE & SAFETY CO, INC	95		142.04			495.74				75.37	1,111.74	2,047.52		3,872.41
CALPERS 457 PLAN - 450260	4051	84,420.67	56,390.15	88,167.10	77,528.34	110,103.98	67,445.37	52,859.27	73,006.59	105,398.12	72,215.68	75,855.37	71,751.23	935,141.87
CAMPA, ERIC	7287		978.74							12.75			89.25	1,080.74
CANALES, SILVERIO	7796							210.00					190.00	400.00
CANON FINANCIAL SERVICES, INC	7078	1,298.61	1,882.96	1,782.28	1,887.37	2,882.60	2,275.68	1,721.37	2,928.56	2,109.47	2,053.53	2,053.53	2,053.53	24,929.49
CAPITAL REALTY ANALYSTS, INC	7260					12,000.00		1,200.00		1,500.00			3,200.00	17,900.00
CARAHSOFT TECHNOLOGY CORPORATION	7687	2,421.09												2,421.09
CAROLLO ENGINEERS	5350										2,146.00		3,382.00	5,528.00
CARTEGRAPH SYSTEMS LLC	5980				4,928.83									4,928.83
CASC ENGINEERING AND CONSULTING INC	6874	323.00		351.50					1,998.50	6,645.78	6,062.50	2,836.25	5,678.25	23,895.78
CASSADAS, ERICA	7086										473.00			473.00
CASTANEDA, SANDRA	6396							178.37						178.37
CASTILLO, JORGE IVAN	8078												819.00	819.00
CAVANAUGH & ASSOCIATES, P.A.	7472			2,500.00										2,500.00
CCMF	6648	400.00												400.00
CDW GOVERNMENT, INC	4253	8,260.07	12,913.00	24,109.90	10,588.88	4,383.56	6,832.20	26,550.56	6,597.41	5,923.22	3,758.57	23,182.15	17,636.10	150,735.62
CELL BUSINESS EQUIP-LEASING	7561	725.66	362.83	1,155.82	1,155.95	1,051.15	1,051.15	1,051.15	1,051.15	1,070.38	1,087.44	1,087.44	688.32	11,538.44
CELL BUSINESS EQUIPMENT (CBE)	7033	1,091.01	1,216.10	1,355.33	1,591.43	1,184.44	1,293.79	871.82	1,743.63	1,400.20	1,309.86	1,564.53	1,715.31	16,337.45
CENTER ELECTRIC SERVICES, INC	5307			17,970.00		51,709.18			1,276.00					70,955.18
CHACON, ARTHUR	5344			135.00										135.00
CHERRY VALLEY NURSERY AND	2192													
CHEUNG, CHRISTINE	8133	900.00												900.00
CHR SERVICES, INC.	7760								660.00					660.00
CHURCHWELL WHITE , LLP	7692													
CI TECHNOLOGIES, INC.	7985				2,400.00									2,400.00
CIFELLI, STEVEN	8229								3,000.00					3,000.00
CINTAS CORPORATION	7061	1,653.12	1,114.14	1,369.00	1,211.72	1,168.98	1,495.80	1,091.04	1,530.03	1,350.47	1,117.32	1,023.40	1,361.34	15,486.36
CITY OF BANNING (BNG)	8274											1,161.54	395.14	1,556.68
CITY OF VERNON	8284												41,096.79	41,096.79
CIVICPLUS	5418	16,087.65	3,229.05										38.50	19,355.20
CLARK, DOROTHY JEAN	7357								162.97					162.97
CLA-VAL	2125		6,694.25		66,372.87		1,374.12						2,828.71	77,269.95
CLEAN DIESEL SPECIALISTS	8234											1,962.70		1,962.70
CLEAN HARBORS ENVIRONMENTAL	8137											25.00		25.00
CLIFTONLARSONALLEN LLP	8057	1,500.00		12,700.00	6,500.00	8,160.00			7,045.00	19,210.00			1,235.00	56,350.00
CLINKSCALE, LAVONIA	6931						180.00						190.00	370.00
COACHELLA VALLEY WATER DISTRICT	8309												10,581.13	10,581.13
COFFEY, BENJAMIN	6703										1,021.42			1,021.42
COLLINS, ELIZABETH	5468		60.00				180.00					190.00		430.00

Vendor By Period

Vendor Name	Vendor No	1	2	3	4	5	6	7	8	9	10	11	12	
COLONIAL INSURANCE	5877	27,339.45	27,812.58	28,106.06	28,167.64	28,317.26	28,247.48	28,446.82	28,653.45	28,690.53	28,263.10	28,566.38	27,726.35	338,337.10
COLUMBARO, NOLA	7857								140.90					140.90
COMBS, CHRISTOPHER	8040				88.45									88.45
COMCATE SOFTWARE, INC	6863	8,561.66												8,561.66
COMDIRECT, INC	6464	7,525.00												7,525.00
COMMUNITY WORKS DESIGN GROUP	8238												7,476.28	7,476.28
COMPETITIVE PAINTING	8307													
CONCENTRA MEDICAL CENTERS	8153		65.00	445.00	125.00	350.00	1,230.00	520.00	465.00	775.00	240.00	595.00	528.00	5,338.00
CONSOLIDATED ELECTRICAL	120	557.08	568.93	34.48	206.88	618.92	198.26	686.37	218.73		950.58		60.34	4,100.57
COOK, SHARON	6584		240.00				180.00							420.00
COOK, SUZANNE	7398		985.13									300.00		1,285.13
COOK, TAYLOR	8155		94.00											94.00
COOPERATIVE PERSONNEL SVCS.	1022		708.00											708.00
CORE & MAIN, LP	7772	12,061.82	63.03	3,441.98	23,273.97	39,967.01	21,124.30	13,524.78		14,531.11	10,107.76	3,628.38	67,521.70	209,245.84
CORE MICROSYSTEMS	7763			4,776.00										4,776.00
CORELOGIC SOLUTIONS, LLC	7773													
CORNERSTONE DEVELOPMENT CO.	8000		39,080.00						28,620.00		48,475.00	20,450.00		136,625.00
CORPORATION SERVICE COMPANY	8102	109.00	75.00	30.00	236.00	160.00	15.00	10.00	157.00	235.00	80.00	30.00	250.00	1,387.00
CORRAL, DANIEL	7358								108.45					108.45
CORTEZ-JASSO, VICTOR	7036			355.50	242.40						614.31			1,212.21
COST RECOVERY SYSTEMS, INC	6727									6,250.00				6,250.00
COUNSELING TEAM INTERNATIONAL, THE	2232	1,350.00	700.00		700.00	1,725.00	325.00	1,325.00	1,900.00	1,025.00	700.00	1,025.00	2,000.00	12,775.00
COUNTY OF RIVERSIDE DOEH	1901										1,682.00	15,574.00		17,256.00
COUSAR, JAMES	8129	770.00	(770.00)											0.00
COUTS HEATING & COOLING, INC	5345	695.00	2,222.75	1,806.96	1,442.46	345.00	3,497.53	1,247.25	2,575.80	5,361.89	1,846.07	2,033.95	2,592.21	25,666.87
COZAD & FOX, INC	5257		1,847.50											1,847.50
CRABTREE, JEFFREY	7626						180.00						190.00	370.00
CRAWFORD, BILL & MARILYN	6253								297.99				99.29	397.28
CREATIVE BUS SALES INC	3412	1,783.47		672.49	936.21	1,459.29	18,215.85		1,137.72	5,773.48	208.00	1,204.52	409.40	31,800.43
CROSBY, JAMES E.	6049								117.90					117.90
CSMFO	2954			150.00										150.00
CUEHIT INC	8191						4,100.00							4,100.00
CUMMINS SALES AND SERVICE	4047		770.00						1,583.82					2,353.82
CUNNING, ALISON	6525										387.42			387.42
CUSTOM TROPHIES & UNEEK AWARDS	7774	25.32		30.16	457.93		2,862.69	16.16		1,523.04	105.05	25.32	29.09	5,074.76
CUSTOM TRUCK ONE SOURCE	8160					39.30			4,750.70	13,437.51		15,471.05	6,477.41	40,175.97
CV STRATEGIES	7096					2,498.75				2,034.31			8,485.00	13,018.06
CYBERTEK COMPUTER & NETWORKING SVCS	7949								9,173.64					9,173.64
CYBERTIME NETWORK COMMUNICATIONS	6189	2,599.00	2,599.00	2,599.00	2,599.00	2,599.00	2,599.00	2,599.00	2,599.00		2,599.00	5,198.00	2,599.00	31,188.00
D&C SOUND	7677	500.00										750.00		1,250.00
D&M JOB INC.	7696	2,927.66	608.82	2,142.07	240.14	1,057.26	163.13	107.75	1,552.05	1,091.30	244.59	334.03	518.82	10,987.62
D'AMBROZIA, DENISE	7806				250.00									250.00
DANIEL R HOUSER INC	8220									6,000.00				6,000.00
DANIELS TIRE SERVICE	135	265.50					395.54							661.04
DATUIN JR, CORNELIO	5335												199.12	199.12
DAUGHERTY, KAYLEE	7538						550.00							550.00
DAVILA, BERTHA	7039						180.00						190.00	370.00
DAVIS, RANDOLYN	6983						180.00						190.00	370.00
DBT TRANSPORTATION SERVICES, LLC	7950	6,750.00												6,750.00

Vendor By Period

Vendor Name	Vendor No	1	2	3	4	5	6	7	8	9	10	11	12	
DEBRA L. REILLY	8106	714.00												714.00
DEGUIRE WEED ABATEMENT, INC	7691												5,379.91	5,379.91
DEGUZMAN, MILDRED	6773						180.00						190.00	370.00
DELL MARKETING LP	3787	4,827.54									3,331.28			8,158.82
DELTA DENTAL INSURANCE COMPANY	8123	961.22	961.22			140.36	314.78	367.98	367.98	602.14	483.04	501.80	587.66	5,288.18
DELTA DENTAL OF CALIFORNIA	8108	6,116.39	5,917.63	12,072.40	8,047.07	8,128.17	7,805.64	7,884.80	7,900.48	8,099.24	8,390.99	7,672.08	8,737.10	96,771.99
DEPARTMENT OF COMMUNITY SERVICES	5667												8,456.08	8,456.08
DEPT. OF INDUSTRIAL RELATIONS	2492												731.25	731.25
DESAI, AJIT	7600								260.22					260.22
DESTEFANO JR, FRED	7266						180.00							180.00
DEWETT, TOM & LORAY	6255								187.16					187.16
DIAMOND ENVIRONMENTAL SERVICES	6517	931.48	188.67	(47.52)	340.80					437.98	1,409.26	1,959.58	1,865.80	7,086.05
DIAMOND HILLS CHEVROLET BUICK GMC	7082			323.37				54.87				818.18	838.00	2,034.42
DIMITRIJEVICH, JAMES	6969						300.00						310.00	610.00
DISCOUNT BEE REMOVAL	7945													
DIS-TRAN PACKAGED SUBSTATIONS, LLC	7069			11,744.75			55,800.00							67,544.75
DIVISION OF THE STATE ARCHITECT	6603				205.20			210.80			208.80		218.80	843.60
DLT SOLUTIONS, LLC	5302													
DMC POWER INC	8070		1,631.34	3,262.68	1,631.34		3,262.68	1,631.34	1,631.34					13,050.72
DOBBINS, DEANN LOUISE	7512									630.00			116.20	746.20
DOCUSIGN, INC	8251										21,789.73			21,789.73
DOMINGUEZ, ALICE	8208						1,800.00							1,800.00
DOMINIC ROCHA BAND	7256	0.00												0.00
DOROTHY RAMON LEARNING CENTER, INC	6377		120.00											120.00
DRIVESAVERS INC	8140					6,120.62								6,120.62
DUGGINS, LANCE	5397			250.00										250.00
DUKE'S ROOT CONTROL INC	5820												5,000.00	5,000.00
DUNN, TERRY	3204												1,500.00	1,500.00
DYNAMIC BUILDING MAINTENANCE INC	7944	0.00	6,286.00		6,286.00	6,286.00	6,286.00	6,286.00	6,286.00	6,286.00	6,286.00	6,286.00	12,572.00	69,146.00
E.R. BLOCK PLUMBING	7839		4,354.38			2,575.00	5,675.00							12,604.38
EAGLE AERIAL SOLUTIONS	8263												26,936.00	26,936.00
EASI FILE	8095	289.35												289.35
ECCLESTON, CHARLES	7359								206.93					206.93
ECCLESTONE, CHERYL	7195						180.00						190.00	370.00
ECS IMAGING , INC	4275	41,542.70												41,542.70
EDGELL, ANNIE	6692						300.00						190.00	490.00
ELECTRIC POWER SYSTEMS INT, INC.	7380	843,273.24	231,298.85	292,013.91	490,373.25	192,724.68	302,997.67	243,774.57	108,465.00	30,463.31	14,760.00	137,313.00	656,824.45	3,544,281.93
ELECTROMARK COMPANY	1479			2,176.32	1,332.49									3,508.81
ELITE FIRE PROTECTION, INC	7775				310.00									310.00
ELIZONDO, MARIO	3207			213.50										213.50
ELLIOTT, PATRICIA	8144		180.00				180.00						190.00	550.00
ELLISON, STEFANIE	7360								58.95					58.95
EMPLOYMENT RISK MANAGEMENT	6394		1,682.10											1,682.10
ENGINEERING RESOURCES OF SO CA	7565		83,259.44	71,613.30	64,836.71	55,526.66	46,313.68	78,330.50	98,082.56	80,789.68	9,113.00	152,026.44	338,110.65	1,078,002.62
ENTERPRISE FM TRUST	7536	21,876.01	23,179.57	22,817.49	22,807.49	22,798.74	22,798.74	22,798.74	22,798.74	22,858.21	23,554.71	23,064.58	22,798.74	274,151.76
ESRI, INC.	3683							400.00						400.00
ESTERSON, LORI	7969						180.00						190.00	370.00
ETHIER, GREG	8302												65.00	65.00
EVERBRIDGE, INC	7534					5,040.00								5,040.00

Vendor By Period

Vendor Name	Vendor No	1	2	3	4	5	6	7	8	9	10	11	12	
FABER, DONALD	8203						1,200.00							1,200.00
FALEN LAW OFFICES, LLC.	7651		1,190.00	8,890.00	5,745.00	1,540.00	1,260.00	420.00	6,790.00	2,800.00	1,190.00	1,260.00	5,390.00	36,475.00
FALGOUT, SHERYL	7166								85.60					85.60
FALTO, CONSTANCE	7102						180.00						190.00	370.00
FARWEST LINE SPECIALTIES	3689	584.85				1,686.72		2,963.13		7,364.45	846.20			13,445.35
FAST LUBE & TUNE	6794	201.49			79.98	1,222.47	119.97	147.56	39.99			57.47	487.03	2,355.96
FEDERAL LICENSING INC	2594					120.00								120.00
FEDEX	1078	14.73		97.51	339.39	140.60	73.41	45.56	596.22	239.76			436.52	1,983.70
FEENEY, MICHAEL	7493						180.00						190.00	370.00
FERGUSON, PRAET & SHERMAN	2829			1,043.00		405.00	2,790.00		787.50				1,831.95	6,857.45
FERRELLGAS LP	1081				65.00		1,085.29	1,048.69	761.85	782.62				3,743.45
FIKSE, LEON & HARRIET	7599								105.41					105.41
FIRE ETC	6248								1,631.34			8,391.57		10,022.91
FIRST AMERICAN TITLE COMPANY	7554			400.00						800.00			6,700.00	7,900.00
FISHER, SHARON	7361								163.25					163.25
FLANNELLY, ROBERT	8252										1,800.00			1,800.00
FLATH, GEORGE & SANDRA	6257								168.71					168.71
FLETCHER, TERRI	5651						210.00						190.00	400.00
FLORY, JEFF	8257										900.00			900.00
FLOYD SR, ERNEST	6978												576.00	576.00
FLUID COMPONENTS INTERNATIONAL LLC	4927						2,628.76							2,628.76
FONSECA, FELIPE	7362								61.38					61.38
FOSTER, SCOTT	6062									172.25				172.25
FOX CINEMA IS DPLACE	8265											1,840.00	1,500.00	3,340.00
FOX OCCUPATIONAL MEDICAL CENTER	7764	1,305.00	80.00											1,385.00
FRANCO, JUAN	7218					250.00		2,045.24						2,295.24
FRANZ, DAVID & CHRISTINE	8286												1,800.00	1,800.00
FRITTS FORD	7713						937.10							937.10
FRONTIER COMMUNICATIONS	7053	7,538.91	7,606.17	9,505.44	4,423.21	6,560.01	6,785.63	9,610.36	6,516.49	7,099.07	6,814.59	7,028.03	4,385.83	83,873.74
FRUGIUELE, EDWARD & LESLIE	7861								61.54					61.54
FUELING & SERVICE TECHNOLOGIES, INC	7491		14,770.65			929.91	1,020.00	1,920.00	1,207.05	780.00		1,000.00		21,627.61
FUENTES, RAMON	8224							236.65						236.65
FUN EXPRESS	7117	304.42	121.43	715.39	1,011.54	1,113.43			154.16	523.79	382.79	315.50		4,642.45
FUNDERBURK, DANIEL C	8287												1,800.00	1,800.00
G & G ENVIRONMENTAL COMPLIANCE, INC	5602			6,176.60	2,346.52	1,549.54	980.46	1,827.04	1,368.87	1,784.53	1,989.86	1,360.62	2,482.46	21,866.50
G/M BUSINESS INTERIORS	5207													
GALLS, LLC	6704	4,482.59	1,739.87	4,318.14				305.07	2,774.88	4,261.53	1,113.95	4,092.98		23,089.01
GAME TIME	4506	5,865.00												5,865.00
GARCIA, ARTURO	8200						800.00							800.00
GARDA CL WEST INC	2589	694.27	965.21	757.30	743.12	835.10	539.39	1,064.00	1,166.10	1,138.43	1,208.50	1,164.90	1,321.77	11,598.09
GARNER, HELEN	7537						150.00						150.00	300.00
GARSIDE, JOHN	8268											22.06	53.85	75.91
GAS COMPANY, THE	1375	2,324.65	2,411.97	1,289.94	1,875.50	1,880.47	3,966.55	5,152.71	4,957.76	4,665.70	2,504.14	3,351.94	4,226.83	38,608.16
GEELAN, CHRIS	7363								221.72					221.72
GEOCON WEST INC	8267												1,577.50	1,577.50
GEYSER EQUIPMENT, LLC	8159					1,629.99								1,629.99
GLICKMAN, SANDRA	7168								212.03					212.03
GLOBAL RENTAL COMPANY, INC	7991										3,771.25			3,771.25
GM FINANCIAL LEASING	7921	404.63	404.63	404.63	404.63	445.09	445.09	384.40	404.63	404.63	404.63	404.63	404.63	4,916.35

Vendor By Period

Vendor Name	Vendor No	1	2	3	4	5	6	7	8	9	10	11	12	
GOLDEN BELL PRODUCTS INC	3223							18,562.50						18,562.50
GOLDEN STAR TECHNOLOGY, INC	7912								22,935.61	13,047.86		4,917.40	704.25	41,605.12
GONZALEZ, ARMIDA	6536						180.00						190.00	370.00
GONZALEZ, OSCAR & MARIA	7598								174.17					174.17
GOOD GUARD SECURITY	8282												4,704.00	4,704.00
GOPHER SPORT	7682		1,013.93				396.46							1,410.39
GOVERNMENT SALES, LLC	8244													
GOVERNMENTJOBS.COM, INC	7235	8,988.20												8,988.20
GRAINGER	448	1,868.87	2,505.32	2,753.84	2,090.92	1,138.90	1,562.22	216.00	5,664.74	727.17	1,589.90	310.26	774.21	21,202.35
GRANITE, HARRIET	7365								141.20					141.20
GRANT, SHARON	7795						150.00						150.00	300.00
GRAVES & KING LLP	5395			474.71		255.99			4,575.76					5,306.46
GRAY, DUSTIN	6888					183.00					245.00		146.50	574.50
GREAT WESTERN RECREATION LLC	8185					574.27								574.27
GREEN, NATASHA	7094									1,955.64				1,955.64
GREENLOTS	8037	650.00												650.00
GREYBAR PRINTING	2470		54.29			801.01		121.22	1,246.13	116.05		206.41	48.49	2,593.60
GROWTH DEVELOPMENT MARKETING	7871		65,358.20	38,442.00	31,719.00		67,168.51					141,602.49		344,290.20
GULLO,TONYA & HOUSOS, KENNETH	8124	708.00												708.00
GUZMAN, SUSANA	7288							300.00					190.00	490.00
HAAKER EQUIPMENT COMPANY	205					3,060.49	300.05					2,365.85		5,726.39
HABITAT FOR HUMANITY	5531												2,554.00	2,554.00
HACH COMPANY	1127									1,440.00				1,440.00
HALLOCK, DENNIS	6232		90.00				180.00					190.00		460.00
HALVERSON, ROGER	8213						300.00							300.00
HAMLIN, MARY	8023			524.16										524.16
HAMNER, MATTHEW	7620			167.75	313.50	25.50								506.75
HAMPTON, PATRICIA	5391						180.00						190.00	370.00
HARBOR, ISIAH	8250										88.00			88.00
HARDING, JOHN & ANN	7002								31.23					31.23
HARGROVE, JOHN	7777						250.00							250.00
HARPER, KRIS	4889	250.00				24.54					52.56			327.10
HASENPFLUG, RICK	6259								241.20					241.20
HAWK, MARGARET	7434						150.00						150.00	300.00
HAWLEY, CAMERON	5553			347.70	(1.80)									345.90
HAZEN AND SAWYER	6977			1,950.00	3,827.50			1,140.00		12,918.75		2,222.50	17,592.50	39,651.25
HDL COREN & CONE	2920		3,556.25		695.00			3,556.25	3,556.25		3,556.25			14,920.00
HDL SOFTWARE, LLC	3378	2,951.31												2,951.31
HEADLEY, MARTIN	6804						180.00						190.00	370.00
HEISS, SUZANNA	7987						180.00						190.00	370.00
HEMET VALLEY TOOL, INC	7766		815.63						859.13	135.68				1,810.44
HERC RENTALS INC.	6746	1,709.79	5,007.78	4,582.62	1,709.79	3,167.54	3,798.52	6,522.34					5,050.71	31,549.09
HERNANDEZ, CARLA	7557			525.00	525.00	560.00	490.00	595.00	875.00	805.00	1,050.00	1,190.00	875.00	7,490.00
HERRERA, SANDRA	8036						180.00						190.00	370.00
HI LINE UTILITY SUPPLY	8183						1,952.87	1,777.22						3,730.09
HINDERLITER DE LLAMAS & ASSOCIATES	2370		2,589.17			8,479.31				1,564.55		1,490.13		14,123.16
HIXSON, JOSHUA	8145		150.00					56.00		12.75			55.25	274.00
HOMAN, LOUIS	7390				301.50								146.50	448.00
HOME DEPOT #8987	5365	4,220.45	10,713.08	6,693.32	3,064.28	10,455.30	29.76	1,626.73	991.74	2,097.32	1,232.17	1,787.66	1,414.59	44,326.40

Vendor By Period

Vendor Name	Vendor No	1	2	3	4	5	6	7	8	9	10	11	12	
HOPKINS, VICKI	7624						180.00						190.00	370.00
HORIZONS CONSTRUCTION CO, INT'L	7999			48,626.79	59,643.05	12,896.95			20,870.51		6,377.21			148,414.51
HORN, JEFF	7851				301.50	25.50		25.50				215.25	59.50	627.25
HOSEQUICK	7711									691.23			646.60	1,337.83
HOWLAND, JOHANNE	7500								50.00					50.00
HUERTA JR., GILBERT	7697				420.00	437.50	315.00	420.00	385.00	297.50	297.50	297.50	560.00	3,430.00
HUNGERLE, HUBERT	7366								104.80					104.80
HYDROTEX PARTNERS, LTD	6448	1,196.83						1,255.33				2,696.49		5,148.65
HYUNDAI MOTOR FINANCE	7946	500.51	520.51	500.51	520.51	520.51	500.51	520.51	520.51	520.51	460.51	500.51	500.51	6,086.12
I.B.E.W. LOCAL 47	1146	8,254.60	8,257.71	8,259.12	8,007.89	8,084.78	8,040.90	8,324.59	8,334.82	8,155.28	7,921.93	7,909.07	7,763.10	97,313.79
I.B.E.W. LOCAL 47 (PAC)	4086	40.00	40.00	40.00	40.00	40.00	40.00	40.00	40.00	40.00	40.00	40.00	40.00	480.00
IBEW LOCAL 47 RETIREE MEDICAL TRUST	5217	6,703.39	4,486.85	4,485.64	4,314.39	4,338.47	7,898.32	4,574.04	4,562.67	4,468.82	4,344.07	4,316.39	6,345.35	60,838.40
ICMA	2720										1,400.00			1,400.00
ICMA RETIREMENT TRUST 457	2297	1,197.44	1,022.44	1,022.44	1,022.44	1,022.44	1,197.44	1,022.44	1,022.44	1,022.44	1,022.44	1,022.44	1,197.44	12,794.28
IMEG CORP	7993	1,107.93	862.50		1,850.00	6,745.00	15,070.00	2,003.00					15,532.50	43,170.93
IMPERIAL SUPPLIES, LLC	7970		256.96	309.75					472.60					1,039.31
INDUSTRIAL RUBBER & SUPPLY, LLC	8167				896.37									896.37
INFOSEND, INC	6490	12,447.82	7,538.85	7,276.33	10,563.78	7,010.71	12,066.68	7,903.71	9,273.67	9,984.48	11,888.22	3,470.32	18,722.90	118,147.47
INLAND KENWORTH (US) INC	8215													
INLAND WATER WORKS SUPPLY CO.	2274		223.04				7,393.45	2,988.55	1,185.25	5,392.72		7,299.64	1,006.74	25,489.39
INNER-TITE CORP	3748											24,760.95		24,760.95
INNOVATIVE EMERGENCY EQUIPMENT	7066	75.00	37.50	112.50		337.90		80.00	352.46	43.50	1,389.38		448.86	2,877.10
INNOVATIVE FEDERAL STRATEGIES	6624	4,000.00	4,000.00	4,000.00	4,000.00	4,000.00	4,000.00	4,000.00	4,000.00	4,000.00	4,421.16	4,000.00	4,000.00	48,421.16
INNOVYZE, INC.	7779										3,899.00			3,899.00
INTERNAL REVENUE SERVICE	2484	377,961.06	530,581.76	365,293.64	362,432.82	356,026.86	317,813.76	579,177.30	774,733.78	364,000.05	372,591.09	379,019.60	433,644.29	5,213,276.01
INTERNATIONAL INSTITUTE OF	3463							215.00						215.00
IPARAMETRICS, LLC	8013					25,650.00	15,780.00							41,430.00
IRON MOUNTAIN INFORMATION MGMT, LLC	6816	75.02					38.91	77.55	41.21	41.66	43.27	43.27	43.87	404.76
ITRON, INC.	2483	64,843.95							3,571.35					68,415.30
J & C TRANSMISSION SHOP	7832							1,772.47						1,772.47
J & R CONCRETE PRODUCTS, INC.	2740							2,514.89						2,514.89
J B BOSTICK COMPANY, INC	8157									59,999.94				59,999.94
J.P. NELSON & SONS CONSTRUCTION INC	6354		2,510.00										5,085.00	7,595.00
JACKSON, JENNIFER	7746						273.60							273.60
JACKSON, JOHN H.	7670									294.00				294.00
JACOBS, TISHA L	6461								118.27		228.89		1,500.00	1,847.16
JACQUES, JANINE	8122		240.00	(96.00)										144.00
JAUREGUI, ROBERTO	7122	40.00	302.50					149.00	12.75	26.25			55.25	585.75
JEWS, NICOLE	8232								222.12					222.12
JIMENEZ, LINDA	7040	3,883.73	246.41						12.75	24.00		182.00		4,348.89
JNE POLYGRAPH LLC	8039				395.00	1,975.00	1,185.00	790.00		1,185.00				5,530.00
JOE A GONSALVES & SON	5701									3,000.00	3,000.00	3,000.00	3,000.00	12,000.00
JOHNSON, CHERIE	8154			300.00									110.08	410.08
JOHNSON, VIVETTE	7929						180.00						190.00	370.00
JON'S FLAGS & POLES, INC	7776		342.85						359.35					702.20
JORDAN, KIANA	8210						50.10							50.10
JORGENSON LOCKERS	8300												3,825.79	3,825.79
KAISER FOUNDATION HEALTH	842	56,460.47	60,591.93	45,017.92	49,694.93	52,197.95	55,952.51	52,304.40	52,930.14	60,013.58	58,251.63	52,532.10	64,017.03	659,964.59
KAKISH, BISHARA	8195						180.00						190.00	370.00

Vendor By Period

Vendor Name	Vendor No	1	2	3	4	5	6	7	8	9	10	11	12	
KEITH KILMER	7884	900.00			2,151.32			1,926.32		6,051.74			5,760.48	16,789.86
KELLY, PATRICK	5930									12.75				12.75
KEMIRA WATER SOLUTIONS INC	5794								5,507.83					5,507.83
KEN GRODY FORD REDLANDS	7850	2,948.48	4,517.10	3,081.82	6,310.39	7,507.72	506.10	105.84		2,200.08	2,656.87	144.30	16.79	29,995.49
KENNEDY, JANA	8275											177.00		177.00
KHAN PROPERTIES AND HOLDINGS, LLC	7142										264,620.61		77,728.28	342,348.89
KIMLEY-HORN AND ASSOCIATES, INC	8101		2,887.24						2,111.76					4,999.00
KOBES, JOHN & ROSEMARIE	7595								159.14					159.14
KOLLER, MARIE	7103				4.20	8.40	194.70	31.50	44.10	71.40	48.30	42.00	236.20	680.80
KOSMONT & ASSOCIATES, INC	5781	18,319.47	6,182.50	13,141.37	6,654.60	842.50		8,954.40	10,754.90	5,843.50	10,630.10	2,619.50	84.50	84,027.34
KUSTOM SIGNALS, INC	4074				339.25									339.25
KV'S FLOORING	7709	144.27	(72.14)											72.13
L.O.LYNCH QUALITY WELLS & PUMPS INC	7399		147,238.60		20,232.54									167,471.14
LABRECQUE, CHERYL	8312												1,200.00	1,200.00
LAM, ANGIE	6778			122.00	301.50					250.00				673.50
LANCE, SOLL & LUNGHARD, LLP	4386													
LANGUAGE TESTING INTERNATIONAL	8141				126.00	63.00								189.00
LARA, TORIBIO	6856						180.00						190.00	370.00
LAURA'S CUSTOM EMBROIDERY	8050													
LAWNSCAPE SYSTEMS, INC	8162						2,995.00							2,995.00
LEAC	8148			240.00										240.00
LEAGUE OF CA CITIES-RIVERSIDE DIV	2426			120.00								120.00		240.00
LEE'S AUTO BODY	1193	1,462.93		6,743.78	4,658.50			2,851.58	15,556.18					31,272.97
LESLIE'S SWIMMING POOL SUPPLIES INC	736	678.83			72.52	1,429.41								2,180.76
LEVEL II, INC	1670	24,174.00												24,174.00
LEXISNEXIS RISK SOLUTIONS	6618	7,337.92	109.27	116.22	112.55	112.55	112.55	112.55	112.55	112.55	112.55	112.55	112.55	8,576.36
LIEBERT CASSIDY WHITMORE	4249	6,274.50	10,942.55	13,132.09	11,527.39	9,192.24	6,909.65	5,523.50	5,561.00	5,111.50	2,202.00	150.00	26,112.98	102,639.40
LIFT TO RISE	8239									1,355.59				1,355.59
LIVINGSTON, TODD	7873												242.46	242.46
LOCKLIN, SANDRA	7200						180.00							180.00
LOERA, JACK	6395		35.00			215.25						12.75	12.75	275.75
LOFTIS, MILDRED	6345						180.00						190.00	370.00
LOGAN, KIERAN	4803		120.67											120.67
LOPEZ, ALFONSO	7939	250.00												250.00
LOPEZ, MARISOL	8279												488.05	488.05
LOS ANGELES COUNTY AUDITOR CONTROL	7988	2,640.00					2,200.00							4,840.00
LOS ANGELES TRUCK CENTERS	3163	655.73		1,405.68				768.43						2,829.84
LOZANO SMITH LLP	7550	465.00	4,254.75	140.00			1,646.75		890.00	1,053.00	775.00	2,242.25	3,983.25	15,450.00
LYNCH, MIKE	5097		202.11										250.00	452.11
M BREY ELECTRIC, INC	6893													
MACDONALD, DOUGLAS	7119	240.00					180.00						190.00	610.00
MACIAS, RUBEN	6813												98.00	98.00
MACIEL, JOSE	6330						300.00						190.00	490.00
MADRIGAL CHAVES, SERGIO	7247					75.00								75.00
MARIPOSA ECO CONSULTING, INC	7808	960.00									8,440.00		6,590.00	15,990.00
MARIPOSA LANDSCAPES, INC	8055	7,090.16	7,090.16	7,090.16	7,090.16	7,090.16	7,090.16	12,490.16	7,090.16	7,090.16	7,090.16	8,690.16	15,314.71	100,306.47
MAROCCO, ANDY	8294												2,500.00	2,500.00
MARTIN, REGINA	7367								202.76					202.76
MARTIN, VALERIA	7043	250.00				1,658.42	1,575.00							3,483.42

Vendor By Period

Vendor Name	Vendor No	1	2	3	4	5	6	7	8	9	10	11	12	
MASCORRO, LILIANA	6926							64.06					824.00	888.06
MASSEY, CHARLES	8177				1,200.00									1,200.00
MASTEN, STAR	7104						210.00						190.00	400.00
MATICH CORPORATION	1068													
MATSON, PATRICIA	8194						270.00						190.00	460.00
MAUREEN KANE & ASSOCIATES	8283												1,600.00	1,600.00
MAYA, MARIA	8196						330.00						190.00	520.00
MC ARRON, MARIE	8199						800.00							800.00
MC ARRON, SUSAN	7962						180.00						190.00	370.00
MC AVOY & MARKHAM	287	1,316.93							25,111.81	8,149.99	144,910.71	2,800.52	13,738.75	196,028.71
MC CALL'S METER SALES	1757		968.74		221.76									1,190.50
MCC EQUIPMENT RENTALS, INC	5956	434,995.31	215,354.61	145,105.37	245,789.22	294,835.27		72,224.25						1,408,304.03
MCCLUNE, DEVIN	6890												250.00	250.00
MCCOY-TORRES, LYNETTE	1072				12.60	23.10	14.70	21.00	21.00	27.30	21.00	14.70	25.20	180.60
MCFARLAND, DARLENE	7489						180.00						190.00	370.00
MCGEOUGH, ROBERT	8125	1,200.00												1,200.00
MCKENZIE, KENNETH	8319												2,400.00	2,400.00
MCLAUGHLIN, LEEANN	7593								122.62					122.62
MCNEESE-SMITH, BILL	6439								104.34					104.34
MDS CONSULTING	7986				672.00								2,000.00	2,672.00
MEADOWS, FRANK	7492						180.00						190.00	370.00
MEINICKE, ALAN	6697								227.88					227.88
MENDOZA, JUAN	7592								74.18					74.18
MERCER, SUSAN	8178				900.00									900.00
MERCFUEL, INC	7980					33,861.56						41,707.50		75,569.06
MERLIN JOHNSON CONSTRUCTION, INC	3577		1,647.69	8,648.00			2,329.02		1,152.00	19,300.00	1,440.00	11,859.00		46,375.71
MEYERS FOZI &DWORK LLP	8142	76.00		4,263.00			532.00		988.00					5,859.00
MEZA, TOMMY & GLORIA	7126												190.00	190.00
MGT OF AMERICA CONSULTING, LLC	7693											18,900.00	3,800.00	22,700.00
MICHAEL BAKER INTERNATIONAL, INC	7379	1,065.00		3,975.00		960.00					4,241.25		1,533.00	11,774.25
MICHALEC, MARY	7446						180.00						190.00	370.00
MIDDLETON, SHARON	7458						180.00						190.00	370.00
MIKESELL, JEREMY	8075	55.00											372.00	427.00
MILLER, LARRY & BARBARA	6262								212.84					212.84
MILLER, NINA	6344						180.00						190.00	370.00
MILLER, THOMAS	7416			300.00									239.00	539.00
MILSOFT UTILITY SOLUTIONS, INC	7548						11,200.00						225,906.00	237,106.00
MISC VENDOR	99001	4,326.29	4,556.52	4,456.58	3,867.83	6,344.80	39,245.69	5,350.96	3,163.75	9,263.21	12,578.59	3,760.88	8,415.74	105,330.84
MITCHELL, JUDITH	8245									2,400.00				2,400.00
MITOFF, ROBERT	8179				3,000.00									3,000.00
MITSUBISHI ELECTRIC & ELECTRONICS	6402											330.00	330.00	660.00
MJ CONSULTING	8149			8,925.00		7,875.00		3,150.00		7,175.00				27,125.00
MOLINA, SALINE	7368								36.25					36.25
MONTES, NATHAN	8136		12.75						42.50	68.75			2,825.58	2,949.58
MOODY, TERRY & SANDRA	6440								70.07					70.07
MORENO, ANGELA	6741						180.00						190.00	370.00
MORENO, JOSE	6693						180.00						190.00	370.00
MORGAN, DEIDRA J	7406			147.00	147.00	147.00	49.00	122.50		73.50	220.50	196.00		1,102.50
MORRIS, CARL	5687		207.00											207.00

Vendor By Period

Vendor Name	Vendor No	1	2	3	4	5	6	7	8	9	10	11	12	
MORRISSEY, BRIAN	7175								221.41					221.41
MOTOROLA SOLUTIONS, INC.	1250	18,539.39							351.03					18,890.42
MSDSONLINE, INC	7539									3,599.00				3,599.00
MUNICIPAL CODE CORPORATION	6013					4,597.78	1,150.00	658.62					1,057.62	7,464.02
MUNICIPAL EMERGENCY SERVICES INC	8049			5,169.23					3,769.99					8,939.22
MUNOZ, MARIBEL	6370				250.00				118.68					368.68
MUNOZ, RENE	7564				402.75				12.75		59.25		12.75	487.50
MYERING, NEAL	8301												97.50	97.50
MYERS & SONS HI-WAY SAFETY INC.	3909		4,943.45	612.73										5,556.18
MYERS POWER PRODUCTS, INC	5604				176,560.23						222,322.09		252,932.46	651,814.78
NAASZ, CALEB	6827		148.00											148.00
NAPA AUTO PARTS	7805	139.41	(101.80)		12.92			29.07		80.80	35.88		121.63	317.91
NATIONAL ARBOR DAY FOUNDATION	8047	11,000.00											11,200.00	22,200.00
NATIONAL RECREATION & PARK ASSOC	1986				175.00									175.00
NATIONAL RESTROOM TRAILERS	7968												39,983.75	39,983.75
NATIONWIDE RETIREMENT SOLUTIONS	2301	20,242.13	15,947.06	16,347.07	17,127.02	23,384.84	22,991.42	16,638.52	20,977.38	22,649.72	26,595.42	20,592.08	16,493.98	239,986.64
NAUMANN HOBBS MATERIAL HANDLING	7347			373.15							394.43			767.58
NAUS, ROBERT	7778						88.18							88.18
NETHERTON, CAROL & MORRIS	6558								229.22					229.22
NEWSDATA LLC	6360		730.00											730.00
NEXOM INC	7989	18,334.00												18,334.00
NEXTREQUEST	7519	6,063.75												6,063.75
NICE, JAMES	7865								214.74					214.74
NIETO, FRANCISCO	7563								3,171.68				12.75	3,184.43
NOBEL SYSTEMS, INC	5153	60,000.00		1,800.00			10,000.00					8,400.00		80,200.00
NOLLETTE, BRADY	8225								12.75	12.75				25.50
NOTTINGHAM, MICHAEL	7032								12.75				12.75	25.50
OAK VALLEY ANIMAL HOSPITAL	8198					398.00		385.00						783.00
OFFICE DEPOT	2460		867.14	942.54	99.11	527.82	494.46		1,906.27	613.21	55.36	2,349.42	615.79	8,471.12
O'HARA, KATHLEEN	8288												2,400.00	2,400.00
OLIN CORPORATION	6226	3,471.15	3,156.92		3,732.45		3,652.69					3,761.04		17,774.25
OMNI PRO, INC	7925													
ON TRAC	4587	12.89	8.76			6.36								28.01
ONESOURCE DISTRIBUTORS	5076	53,267.50	164,789.49	89,167.93	22,509.95	1,311.32	45,925.44	25,489.03	750,445.88	42,101.12	109,123.28	9,786.94	130,662.24	1,444,580.12
ONLINE UTILITY EXCHANGE	7435	533.72	544.80	564.68	610.64	641.40	620.12	495.10	456.96	552.44	469.40		1,040.32	6,529.58
ONTIVEROS, CONSUELO & PEDRO	6725												190.00	190.00
OPENGOV, INC	7618			12,000.00					45,000.00	11,100.00				68,100.00
O'REILLY AUTO PARTS	4076		191.94	59.40	33.71	33.19	52.90		188.95	256.86	153.93		19.45	990.33
ORELLANA, GLADYS	8077	105.00												105.00
ORONA, DIANE	7292						230.00						190.00	420.00
ORTEGA, SALVADOR	6834								186.66					186.66
P&P UNIFORMS	6764						14.02	643.27	801.66					1,458.95
PACIFIC ALARM SERVICE	1277													
PACIFIC SWEEPING	7924	6,390.00	6,015.25	6,390.00	6,390.00	6,390.00	6,390.00	6,390.00	6,390.00					50,745.25
PACKHAM & TOOMEY, INC	7787	135.00	135.00	1,370.00	260.00	135.00	2,009.26	1,145.61	135.00	535.00	260.00	135.00	135.00	6,389.87
PAGLIA, JOAN	6708								111.19					111.19
PALLET PBC	7908										114,993.98		114,993.97	229,987.95
PAPER RECYCLING & SHREDDING	8143				315.00						721.35			1,036.35
PARKHOUSE TIRE, INC.	2487	1,519.83	7,841.72	8,185.59	1,877.39	1,979.95	5,172.88	1,318.74	5,902.30	10,599.56	4,396.42	3,241.48	4,546.32	56,582.18

Vendor By Period

Vendor Name	Vendor No	1	2	3	4	5	6	7	8	9	10	11	12	
PARLET'S JEWELRY & LOAN	7377								134.40					134.40
PARQUE, CINDY	8325												250.00	250.00
PARS	5191	4,321.85	2,026.73	382.79	373.48	261.35	641.98	252.33	1,025.67	494.14	185.02	184.46	2,728.85	12,878.65
PARTS AUTHORITY	7789	2,886.40	800.90	2,723.76	1,102.50	908.49	2,220.63	2,528.82	1,098.29	1,331.83	2,520.47	2,540.39	3,844.57	24,507.05
PASAROW, STEVE	6265								142.57					142.57
PASS AUTO CENTER	6852									2,521.91	688.13	2,531.42	2,541.63	8,283.09
PATINO, JORGE	8094						180.00						190.00	370.00
PATTON, CAROLINE	8138	136.00			55.00									191.00
PAULDING, LINDA	8121				21.00	7.00	7.00							35.00
PAYPRO ADMINISTRATORS	5752	115.00	115.00	7,345.28		115.00	115.00	115.00	115.00		115.00		610.00	8,760.28
PERDUE, RUSSELL, & MATTHIES	8269										45,000.00		12,000.00	57,000.00
PERRY, JACOB	8246										857.00			857.00
PETRUCCI, TERESA	8111						180.00						190.00	370.00
PETTY CASH CUSTODIAN - CITY YARDS	870												39.68	39.68
PETTY CASH CUSTODIAN - FINANCE	2507									79.54				79.54
PETTY CASH CUSTODIAN - POLICE	2430									54.79			79.97	134.76
PETTY CASH CUSTODIAN-COMM SVCS	1974	73.31										77.04	50.80	201.15
PETTY CASH CUSTODIAN-SR CENTER	3015											92.14	30.95	123.09
PHELPS, ROBERT	7370								210.49					210.49
PIPPENGER, ASHLEIGH	8273											247.00		247.00
PITTMAN, DAVID	7506		60.00				180.00					190.00		430.00
PLAYHOUSE BOWL ASSOCIATION, INC.	3560	12,500.00											1,000.00	13,500.00
PMAM CORPORATION	8184													
POLAR KING INTERNATIONAL INC	8266											20,145.53		20,145.53
POLLARDWATER	8212							266.48						266.48
POULTER, HANNAH	8226								12.75					12.75
POWER MONITORS, INC	6636											28,848.84	5,484.68	34,333.52
PRATT, EDWARD	6875						300.00						310.00	610.00
PRATT, FRANCIS & JUDITH	6266								216.98					216.98
PRECISION MATERIAL HANDLING	8254										1,000.00	300.00	300.00	1,600.00
PRECISION MATERIAL HANDLING, INC.	7338													
PRE-PAID LEGAL SERVICES, INC	4411	176.38	176.38	176.38	176.38	176.38	176.38	176.38	176.38	176.38	176.38	176.38	176.38	2,116.56
PRESS-ENTERPRISE, THE	1295			129.10	129.10		624.80			61.54	144.00		237.10	1,325.64
PRIME SYSTEMS INDUSTRIAL	5825									28,000.00				28,000.00
PRO-CAST PRODUCTS, INC	8116	34,203.46												34,203.46
PROFORMA EXPRESS GRAPHICS	6193			1,367.76										1,367.76
PROJECT ENERGY SAVERS	8107	5,688.66												5,688.66
PROMO DIRECT	7729									1,179.05				1,179.05
PRO-MOTORS COLLISION REPAIR	7193								4,944.04		5,102.52			10,046.56
PRO-VISION, INC	7204													
PRUDENTIAL OVERALL SUPPLY	858	53.80	355.05	(292.40)	24.60	30.75	24.60	42.80	45.70	88.95	56.90	41.10		471.85
PRUITT, CARMEN	8293												97.50	97.50
PUBLIC AGENCY RETIREMENT SERVICES	5242			300.00	300.00	300.00	300.00	300.00	300.00	300.00	300.00	300.00	900.00	3,600.00
PUBLIC ENTITY RISK MANAGEMENT	978	1,914,810.50			308,382.50		308,382.50			364,429.50				2,896,005.00
PUBLIC SECTOR PERSONNEL CONSULTANTS	7124												25,000.00	25,000.00
PULIDO, ANGELINA	7843												190.00	190.00
PULVER, JODEANE V	8168					3.50	10.50	21.00	14.00	31.50	31.50	59.50	52.50	224.00
PYRO SPECTACULARS, INC	3111								14,000.00				14,000.00	28,000.00
QUADIENT LEASING USA, INC	6694						521.66			521.66				1,043.32

Vendor By Period

Vendor Name	Vendor No	1	2	3	4	5	6	7	8	9	10	11	12	
QUADIENT POSTAGE FUNDING	8211						5,998.65					5,000.00		10,998.65
QUALITY FENCE CO. INC	8240												69,160.00	69,160.00
QUINN COMPANY	7271		3,847.91					163.13		56.22				4,067.26
R.F. MACDONALD CO	6655												15,177.20	15,177.20
R3 CONSULTING GROUP	7688		2,405.00		2,396.25		2,515.00	5,700.00	1,706.25					14,722.50
RACEWAY FORD INC	4759								1,221.24	3,424.87		358.98		5,005.09
RADIAN RESEARCH	5991													
RAILROAD MANAGEMENT CO, LLC	4536								1,191.76					1,191.76
RAMSEY, CHRISTOPHER	8237								1,200.00					1,200.00
RANCHO PASEO MEDICAL GROUP	4395						1,465.00	125.00					385.00	1,975.00
RDO EQUIPMENT CO	444		1,203.81									300.35	11,348.28	12,852.44
REAVIS CODE UTILITY SOLUTIONS, LLC	7648												64,800.00	64,800.00
RECORD GAZETTE, THE	1555	793.99	1,278.54	2,419.80	4,581.69	2,649.86	145.89	2,428.76	1,197.93	245.73	1,048.20	2,506.91	2,883.45	22,180.75
RECYCLIST	7845												19,900.00	19,900.00
REESE, ROBERT & ANN	8130	900.00												900.00
REGIONAL GOVERNMENT SERVICES AUTH.	8221												88,230.85	88,230.85
RENE'S AQUATICS	1366											2,000.00		2,000.00
REZENDES, DILLON	8243									12.75				12.75
RHODES, NATHAN	8105						243.00							243.00
RICHARDS WATSON GERSHON	7337	49,821.50	56,475.14	41,939.68	56,177.60	31,286.10	42,320.73	70,433.18	55,672.55		40,718.18		178,790.68	623,635.34
RICHARDS, CAROLINE	8197						800.00							800.00
RICHARDS, LORENA	7396						180.00						190.00	370.00
RINALDI, LORETTA	5424						180.00						190.00	370.00
RINCON CONSULTANTS, INC.	8003		25,504.50	13,009.00		8,561.50	1,532.50			2,557.50	3,601.25	2,585.00	1,028.75	58,380.00
RIOS, BERTA	6571						180.00						190.00	370.00
RIV. CO. CLERK RECORDER	1327											2,580.25	200.00	2,780.25
RIV. CO. DEPT OF ENVIRONMENTAL	3097				669.36			254.66		493.40			415.74	1,833.16
RIV. CO. FIRE DEPARTMENT	1643						720,631.26			887,443.92			1,527,322.53	3,135,397.71
RIV. CO. FLOOD CONTROL	1321									9,436.00				9,436.00
RIV. CO. HEALTH SVCS AGENCY	2526									3,040.00	406.00	199.00		3,645.00
RIV. CO. SHERIFF'S DEPARTMENT	1642		31,125.00											31,125.00
RIV. CO. TLMA ADMINISTRATION	1329		306.00											306.00
RIVCO EMD	8335												11,250.00	11,250.00
RIVERA, KATHLEEN	7529						180.00						190.00	370.00
RIVERSIDE COUNTY SHERIFF-PSEC	2938				1,283.06			3,395.00	13,580.00	16,716.88	6,790.00	3,395.00	6,790.00	51,949.94
RIVERSIDE POLICE DEPARTMENT	3455									880.00				880.00
RIVERSIDE PUBLIC UTILITIES	4433	1,472,871.61	2,856,652.47	2,336,670.09	1,813,939.70	808,688.22	1,067,545.93	1,114,365.83	920,670.76	1,711,134.44	1,364,531.58	1,293,219.86	1,507,327.27	18,267,617.76
RIVERSIDE UNIVERSITY HEALTH SYSTEM	7998		1,200.00							1,200.00	2,400.00			4,800.00
RIVERSIDE, COUNTY OF	1317	673.20			2,007.50			426.50		538.00			1,213.50	4,858.70
	1319	7,165.73												7,165.73
ROBBINS, CLIFFORD & NANCY	8202						1,200.00							1,200.00
ROBINSON, BRANDON A	6532										607.80			607.80
ROBLEE, DAVID	7394				250.00									250.00
ROBLES, ISRAEL	7371								145.31					145.31
ROCKWELL ENGINEERING & EQUIPMENT	8204											11,504.28		11,504.28
ROCKWELL, AMBER	6071		108.00		379.00								239.00	726.00
RODRIGUEZ, MARINA	8207						1,800.00							1,800.00
RODRIGUEZ, RONALD	8289												2,400.00	2,400.00
ROEBUCK, ALYSSA	8086									89.25		0.00		89.25

Vendor By Period

Vendor Name	Vendor No	1	2	3	4	5	6	7	8	9	10	11	12	
ROMAN, ANDREA	7372								79.05					79.05
ROMO PLANNING GROUP, INC.	6122	5,000.00	24,435.00	38,060.00	24,510.00	25,990.00	31,490.00	16,675.00	28,350.00	16,392.50	9,520.00	10,000.00	15,440.00	245,862.50
RON TURLEY ASSOCIATES INC	1341	5,068.80												5,068.80
RON'S BEE SERVICE	6645							150.00						150.00
ROOT, GARY & JUDITH	6267								185.76					185.76
ROQUET CONSTRUCTION INC	7277		24,500.00											24,500.00
ROSADO, HERIBERTO	7373								236.61			87.74	34.30	358.65
ROWLAND, JORDAN	8169				225.00									225.00
ROYAL WHOLESALE ELECTRIC	5894	2,570.48	154.84	7,083.60	2,768.38					2,272.40			5,901.96	20,751.66
RSG, INC	8091													
RUELAS, ELIAS	7006						180.00					190.00		370.00
RUFFIN, STEPHEN	6268								243.30					243.30
RUGENSTEIN, CHARLES	7374								148.66					148.66
RUNYON SURFACE PREP CO. LLC	8193										8,547.28			8,547.28
RUSH, ADAM	7631	129.30												129.30
SAFETY NETWORK TRAFFIC SIGNS, INC	8104							926.65		572.15			891.09	2,389.89
SAMPSON, LAURIE	7113										216.35			216.35
SAN BERNARDINO CO TREASURER	3762				1,579.32									1,579.32
SAN BERNARDINO CO. FLEET MGMT	8217								9,000.00					9,000.00
SAN BERNARDINO PUBLIC EMPLOYEES	5998	1,657.43	1,737.68	1,744.38	1,744.38	1,744.38	1,744.38	1,752.16	2,086.08	2,092.28	1,997.64	2,118.22	2,235.64	22,654.65
SAN GORGONIO PASS ROTARY CLUB	3032												66.00	66.00
SAN GORGONIO PASS WATER AGENCY	3125							23,940.00						23,940.00
SANDERS, ROBERT	5392		120.00				180.00					190.00		490.00
SANDHU, AMRITPAL	8227								12.75	76.50				89.25
SANTA ANA WATERSHED PROJ AUTHORITY	6965	23,283.00												23,283.00
SANTANA, GRACE	8113	159.20									473.00			632.20
SATEC, INC	7740											30,000.00		30,000.00
SATELLITE PHONE STORE	8235										615.75	307.95	307.95	1,231.65
	7156	306.70	306.70	306.70	306.70	306.70	306.70	306.70	307.80					2,454.70
SAYESKI, CHRISTOPHER	7323	56.00			25.50	27.00								108.50
SC FUELS	7727	56,674.89	27,823.62	26,520.56	29,176.52	30,829.02	54,926.49	29,724.13	34,237.89	48,173.30	35,765.30	42,201.96	89,644.30	505,697.98
SCA OF CA, LLC	8231									6,390.00	6,390.00	6,390.00	6,390.00	25,560.00
SCCI, INC DBA	5336	500.00	750.00	250.00	250.00	500.00	250.00	250.00	500.00		250.00	250.00	500.00	4,250.00
SCHULZE, DOUG	7501				300.00									300.00
SEAFOSS, RICHARD	8127	900.00												900.00
SERRANO INTERPRETING	8171				125.00	160.00	30.00		110.00					425.00
SERRANO, DIANA	7705			135.00										135.00
SERRANO, JEFF	7589								102.51					102.51
SERVIAM BY WRIGHT LLP	7131	3,405.10	3,868.20	493.50	3,553.70	6,804.50	3,749.30	9,487.83	12,922.97	11,342.12	5,957.64	3,951.49	1,259.00	66,795.35
SEWELL, SELENA	8308												100.00	100.00
SGP DESIGN AND PRINT	5901	1,184.17	1,306.76	952.08		334.35	193.95		431.00				588.58	4,990.89
SHEARER, GARY R	8182						274.76							274.76
SHEEHAN'S OFFICE INTERIORS INC	8248										1,223.40			1,223.40
SHERIFF'S ADMINISTRATION	8295												100.00	100.00
SHERMAN, JANET	8180				1,800.00									1,800.00
SHRED-IT USA, LLC	6993	276.16		175.95	472.98	180.09	236.49	237.50	60.03	120.06	240.12	120.06		2,119.44
SHUBIN, DEBORAH	1363		250.00											250.00
SIEMENS INDUSTRY, INC	6611		630.00											630.00
SIEMENS MOBILITY INC	8120	3,209.49	3,087.70	2,155.38	1,801.67	1,144.77	942.48		1,074.73	10,038.66		1,421.80	3,044.36	27,921.04

Vendor By Period

Vendor Name	Vendor No	1	2	3	4	5	6	7	8	9	10	11	12	
SIRCHIE ACQUISTION CO LLC	3716	17.66					196.77		127.90					342.33
SITEONE LANDSCAPE SUPPLY	7095	1,381.73	296.51			168.24		1,990.56		1,498.81			4,401.19	9,737.04
SKILLS, INC	7470						6,814.02							6,814.02
SKINNER, DEBORAH & ROY	7199						180.00						190.00	370.00
SMART & FINAL	1561	944.71	200.88		35.72		211.48		247.02	409.17	196.37	437.28	664.28	3,346.91
SMITH, BRANDON	6127		157.08							363.08			42.50	562.66
SMITH, JASON	4391					84.76								84.76
SMITH, JOHN	7298						180.00						190.00	370.00
SMITH, MICHAEL	8181				1,200.00									1,200.00
SO CAL ARBOR CARE INC	7785													
SO CAL JOINT POLE COMMITTEE	1373	2,686.47	846.77	789.50	782.38	5,167.90	1,090.57		760.42	869.22	895.38	909.88	906.14	15,704.63
SO CAL WEST COAST ELECTRIC, INC	1377	3,850.43	290.00	3,676.16	14,186.00	525.00				1,578.78	1,224.84	361.11	6,184.15	31,876.47
SOFTWARE ONE, INC	7083	2,004.65	64,306.06	2,201.60	1,885.26	1,894.61	1,859.77	1,865.16	1,866.07	1,676.99	1,736.45	1,699.62	1,731.42	84,727.66
SOLANO, PATRICIA	7815						180.00						190.00	370.00
SONSRAY MACHINERY LLC	6565		2,751.47		547.00		491.61	2,903.86		926.28	4,767.64	1,368.84	3,149.76	16,906.46
SORIANO, RICHARD	7037				250.00									250.00
SOUTH COAST AIR QUALITY	1370	227.19	1,605.63	2,913.70					582.74		431.64	1,151.04	7,332.18	14,244.12
SOUTHERN CALIF ASSN OF GOVERNMENTS	1346												3,981.00	3,981.00
SOUTHERN CALIFORNIA EDISON	1371	2,012.04	1,965.52	1,863.32	2,020.61	1,848.54	2,131.75	3,300.48	3,458.29	3,736.19	2,949.32	3,221.84	3,652.86	32,160.76
SOUTHERN CALIFORNIA EDISON COMPANY	2535		3,503.00	16,677.00							1,906.00		10,974.00	33,060.00
SOUTHERN CALIFORNIA GAS CO	1376	5,554.90	6,617.08		7,680.49	16,068.69	5,892.77		8,343.71	7,687.37	9,570.62	9,618.54	29,097.03	106,131.20
SOUTHWEST POWER POOL, INC	7488	243.49												243.49
SPANN, JOHN	8132	2,400.00												2,400.00
SPEER, AARON	8223									80.00				80.00
SPEER, KAYLA	8222									200.00				200.00
SPIDAWEB LLC	6762	3,205.00												3,205.00
SPS VAR, LLC	4796		3,475.00											3,475.00
SSD ALARM	8046		845.00		15,408.80	687.30	1,223.30						268.50	18,432.90
STAGECOACH DAYS ASSOCIATION	6989		31,000.00									25,000.00		56,000.00
STANDARD INSURANCE COMPANY	8166	9,394.83	9,394.83	9,394.83	9,394.83	10,149.22	9,572.19	9,572.19	9,604.43	9,715.38	12,116.01	9,901.17	10,208.46	118,418.37
STANTEC CONSULTING SERVICES, INC	7138								7,511.00				5,125.75	12,636.75
STAPLES BUSINESS ADVANTAGE	7084	4,372.60	2,972.21	2,144.48	4,273.96	2,687.32	4,648.32	2,934.08	2,976.85	3,324.65	3,930.88	3,292.05	7,191.94	44,749.34
STAT URGENT CARE	8079		105.00											105.00
STATE OF CALIFORNIA DOJ	4000		2,024.00	970.00	1,434.00	3,152.98	1,322.00	1,189.00	660.00	2,694.98	2,719.98	819.00	5,390.98	22,376.92
STATE WATER RESOURCES CONTROL	2452	685.00					97,023.34	2,891.00			1,738.00			102,337.34
	6849				190.00	90.00			90.00					370.00
STATEWIDE EMERGENCY SERVICES	8164				3,232.50									3,232.50
STATEWIDE TOWING & RECOVERY, INC	3952		425.00									1,753.75		2,178.75
STC TRAFFIC INC	8249											13,965.00	27,732.50	41,697.50
STERLING TALENT SOLUTIONS	7132	336.96			10.27			5.37						352.60
STEVEN ENTERPRISES INC	4269				8,968.86							305.01		9,273.87
STEWART, TYKE & MARY	7588	16.32												16.32
STONE, DIANE	6270								229.11					229.11
STONE, IDA	7264						180.00						190.00	370.00
STONE, PAMELA	5524			232.00	417.25									649.25
STRATEGIC GOVERNMENT RESOURCES	8233								7,666.67		11,167.67		10,166.66	29,001.00
STUART, DAMON	5657										201.51			201.51
STUART, HOLLY	5562										300.00			300.00
STV INCORPORATED	8076		6,020.00	6,275.00					1,057.50					13,352.50

Vendor By Period

Vendor Name	Vendor No	1	2	3	4	5	6	7	8	9	10	11	12	
SUCCESS ESCROW	8247									2,250.00		224,712.18		226,962.18
SUDWECKS, SCOTT	8290												1,200.00	1,200.00
SULLIVAN WORKMAN & DEE	8264											205,658.79		205,658.79
SUN RIDGE SYSTEMS INC	4772			21,658.00						17,600.00	4,925.00	19,357.00		63,540.00
SUPERION	7253	107,438.24	3,273.26	2,281.20	753.30	764.85	4,354.80	1,439.85	240.00	3,698.63	2,175.00		92,812.68	219,231.81
SWANK MOTION PICTURES, INC.	7649								2,175.00					2,175.00
SWIFTCOMPLY US OPCO, INC	8119	4,459.15												4,459.15
SWRCB	8276										41,366.94			41,366.94
SYMMES, WILLIAM	6273								181.28					181.28
SYNAGRO-WWT, INC	7152	10,463.20		145,172.82	145,172.82									300,808.84
SYSTEMS INTEGRATED	7737					285,415.00								285,415.00
TASC	5885	20,224.25	13,451.32	13,576.32	13,234.74	13,084.64	13,084.64	12,934.65	9,240.34	19,343.01	12,487.04	19,546.34	12,438.62	172,645.91
TATE, BOBBY	7586								161.52					161.52
TAYLOR'S PLUMBING LLC	8110	524.75			383.71	999.10			97.94	255.00	630.00	1,193.50	1,588.54	5,672.54
TEC EQUIPMENT, INC	7997	177.26	349.95	360.99	1,082.09		1,326.56	1,004.16	34.38	547.70	55.69		47,409.25	52,348.03
TECHNOLOGY UNLIMITED INC	5005			785.00										785.00
TELEPACIFIC COMMUNICATIONS	6583	4,069.21	4,028.71	4,035.84	4,019.34	4,019.09	4,019.01	4,016.51	4,280.43	4,281.74	4,280.07	4,280.36	4,827.60	50,157.91
TERMINIX COMMERCIAL	1802	68.00	68.00	68.00	68.00	68.00	68.00			697.00	2,022.00	822.00	754.00	4,703.00
TERMONFILS, KEVIN	8085		12.75				25.50	168.50		12.75				219.50
THE HOME DEPOT PRO	8214								3,770.26				588.68	4,358.94
THE MOBILE TURTLE	7699	1,320.00			2,400.00	1,260.00	1,440.00	1,620.00	1,500.00	3,480.00	2,160.00	1,020.00	1,560.00	17,760.00
THE PARK CATALOG	8298												11,455.00	11,455.00
THESIER, DEREK	4985	859.75	296.41					3,000.00			621.00			4,777.16
THOMPSON, JAMES	5778							250.00						250.00
THOMSON REUTERS - WEST	1447							189.10						189.10
THORNTON, CHRIS	5804		148.00											148.00
THORNTON, MEL	6766						300.00						310.00	610.00
TIME WARNER CABLE	4412	1,292.03	309.04	2,420.21	2,106.24	2,101.24	2,173.66	2,028.82	2,113.08	2,113.08	2,109.26	2,109.26	1,054.63	21,930.55
TIME WARNER CABLE (086811201)	8151					115.40	(42.98)	144.84	72.42	80.97	80.97	80.97	80.97	613.56
TIME WARNER/CHARTER	8150			3,197.68	312.34	196.94	282.90	239.92	239.90	239.88	536.77	405.81	397.44	6,049.58
TITAN ENVIRONMENTAL SOLUTIONS, INC	6752	1,500.00		1,200.00				1,215.00						3,915.00
TKE ENGINEERING, INC	6861	1,757.50	647.50			277.50				92.50				2,775.00
T-MOBILE	6743	450.00				870.00						1,230.00		2,550.00
TOM BELL CHEVROLET	416	1,475.63				75.14	1,675.10		2,360.83					5,586.70
TOP-LINE INDUSTRIAL SUPPLY, LCC	7976	31.98			366.79				233.88	246.78				879.43
TOTAL-WESTERN, INC	4326					1,035.00	2,472.33							3,507.33
TRANSTECH ENGINEERS, INC	7878			43,202.00	73,127.00	7,975.00			17,088.00	5,685.00	4,095.00	618.00	2,565.00	154,355.00
TRANSTRACK SYSTEMS INC	8230									6,000.00	3,000.00			9,000.00
TREICHLER, JOHN	6271								165.02					165.02
TREMBLY, CHRIS	7520					90.00				150.86				240.86
TRENCH SHORING COMPANY	4540		662.66	737.70					253.00	400.00	144.00			2,197.36
TRILLIUM SOLUTIONS, INC	7941		3,000.00											3,000.00
TURBO DATA SYSTEMS INC	2403		474.33		419.35		178.38	155.16	357.21	289.14	174.51	254.52	197.91	2,500.51
TURBOSCAPE, INC	8081	8,820.00		2,940.00										11,760.00
U.S. BANK	3590	3,327.50	1,871,804.33	4,950.00	1,790,952.63	576,771.88			501,509.48	302.50	577,122.17	1,851,771.88		7,178,512.37
ULINE	3623		3,016.85		476.63	442.45			549.95			405.42		4,891.30
ULTIMATE MAINTENANCE SERVICES, INC	7913													
UNDERGROUND SERVICE ALERT	871	228.05	279.20	191.75	196.70	196.70	223.10	171.95	169.54	154.69	166.24	148.09	199.24	2,325.25
UNITED STATES POSTAL SERVICE	1422						904.00							904.00

Vendor By Period

Vendor Name	Vendor No	1	2	3	4	5	6	7	8	9	10	11	12	
UNITED TRANSMISSION EXCHANGE	7919	4,173.94												4,173.94
UNITED WATER WORKS, INC	6925					866.13		2,075.33		610.69	902.09	9,362.23		13,816.47
URBAN FUTURES INCORPORATED	4124												1,750.00	1,750.00
USABLUEBOOK	1993	6,576.26			3,461.89	1,593.00	1,884.33		2,216.46	818.99				16,550.93
USDA FOREST SERVICE	2577					1,101.89								1,101.89
UTILITY ACCOUNTING EDUCATION	8173							3,125.00						3,125.00
UTILITY CRANE AND EQUIPMENT	6782	1,317.00												1,317.00
VACA, YVETTE	7933	56.00	42.50	25.50					76.50	12.75				213.25
VALENCIA, MARIBEL	7503						180.00						190.00	370.00
VAN WHY, BRUCE & LILLIAN	7181								88.19					88.19
VANCE CORPORATION	8175							89,614.32	449,794.26		28,389.93			567,798.51
VARDANYAN, ANDRANIK	8134		12.75	12.00										24.75
VARGAS, MARIA	7236				301.50							2,531.82		2,833.32
VCS ENVIRONMENTAL	8296												936.75	936.75
VELA, ARTURO M	7159						180.00						190.00	370.00
VEOLIA TECHNICAL SOLUTIONS	7847											113.10		113.10
VEOLIA WATER CONTRACT OPERATIONS US	7007	65,266.00	65,266.00	65,266.00	65,266.00	65,266.00	65,266.00	65,266.00	65,266.00	65,266.00	65,266.00	65,266.00	65,266.00	783,192.00
VERIZON WIRELESS SERVICES, LLC	5369	6,304.57	5,860.73	6,009.04	7,153.05	6,176.09	6,055.45	6,029.01	6,410.75	8,838.92	6,188.41	6,713.54	6,504.19	78,243.75
VERSATILE INFORMATION PRODUCTS	445		2,095.00											2,095.00
VILLAREAL, CHRIS	8291												1,800.00	1,800.00
VILLEGAS, JOSE	7042						300.00						310.00	610.00
VIRTUAL PROJECT MANAGER, LLC	7885	1,000.00	1,000.00	1,000.00	1,000.00	1,000.00	1,000.00	1,000.00	1,000.00	1,000.00		2,000.00		11,000.00
VISION SECURITY SYSTEMS	6143	4,106.66		420.00		1,378.05	210.00			3,115.97	915.62		10,974.82	21,121.12
VISTA PAINT	1890		5,466.35	276.83	4,697.41						729.81	381.11		11,551.51
VORISEK, ADAM	7375								222.64					222.64
VULCAN MATERIALS	6650		1,736.19		2,124.42		1,800.67			2,117.41			2,525.25	10,303.94
WAGES, ROBERT & ANN	7182								200.72					200.72
WALKER, BRIAN	4984			4,294.74				0.00	1,314.25		294.25	948.75	340.50	7,192.49
WALLACE, A'JA	8189					300.00								300.00
WALLACE, COLLEEN	7576			524.16								88.92	329.12	942.20
WALTER STANLEY COS, LLC	7282					169.91				287.15	100.17			557.23
WARE, KENNITH	5139												1,200.00	1,200.00
WASTE MANAGEMENT 0F THE IE	1437	3,884.47					1,716.32		17,957.08					23,557.87
WASTE MANAGEMENT OF THE IE	1436	348,856.81	153,375.54	20,547.59	2,996.15	6,952.82	2,247.41	5,134.49	5,621.18	9,644.62	6,576.71	4,013.54	4,653.13	570,619.99
WATER ENVIRONMENT FEDERATION	6165								145.00					145.00
WATERLINE TECHNOLOGIES, INC	6918	2,302.20	513.97	228.43			228.43	446.89	514.07	383.05	435.93	2,854.27	6,548.53	14,455.77
WEBB MUNICIPAL FINANCE, LLC	7680													
WEBSEDGE LIMITED	7080					22,500.00								22,500.00
WEBSTER, JAN	8131	3,000.00												3,000.00
WEBSTER, LON	5390						300.00						310.00	610.00
WEG TRANSFORMERS USA LLC	8192							379,200.00		379,200.00				758,400.00
WEINBERG, MARK & JUDY	7183								164.04					164.04
WELDOR'S SUPPLY AND STEEL	7249		43.61		113.78				205.98				36.90	400.27
WELLS FARGO BANK	2256	1,460,994.95	879,382.40	885,349.47	899,515.67	899,896.21	1,471,756.27	894,130.10	1,765,002.59	870,838.22	907,274.69	904,793.44	1,484,492.45	13,323,426.46
	4228	800.00	1,200.00	800.00	800.00	800.00	800.00	800.00	800.00	1,200.00	800.00	800.00	800.00	10,400.00
WELLS FARGO CARD SERVICES INC	4821	32,302.43	28,139.56	36,750.59	53,800.60	32,538.81	20,893.67	39,648.90	29,980.87	67,769.83	41,385.89	21,235.93	44,232.58	448,679.66
WEST & ASSOCIATES ENGINEERING, INC	8018													
WEST COAST SAFETY SUPPLY CO., INC	3416											350.65		350.65
WEST COAST SAND & GRAVEL, INC.	7381	400.05	1,696.68	906.87	405.56		394.55	416.26		896.94	1,289.54	1,696.66	982.97	9,086.08

Vendor By Period

Vendor Name	Vendor No	1	2	3	4	5	6	7	8	9	10	11	12	
WESTERN AUDIO VISUAL & SECURITY	6053												6,993.07	6,993.07
WESTERN EXTERMINATOR COMPANY	7690	2,800.00												2,800.00
WESTERN MUNICIPAL WATER DISTRICT	7021									750.00				750.00
WESTERN RIVERSIDE COUNTY	5026	10,338.00		2,935.00		2,935.00	2,935.00							19,143.00
WESTRICK, FERNE	6560								159.30					159.30
WESTRUX INTERNATIONAL INC	143	264.52	331.20						202.03					797.75
WHITE BRENNER LLP	8161		2,663.95		2,633.00									5,296.95
WHITE, BEVERLY	6359						180.00						190.00	370.00
WHITMAN, REQUARDT & ASSOCIATES, LLP	7784											315.00		315.00
WHOOSTER, INC	7661												1,300.00	1,300.00
WIEGAND, JOHN & SHARON	6275								63.82					63.82
WILBUR'S POWER EQUIPMENT	466			1,081.92		145.60	2,335.42			37.70	276.98		743.46	4,621.08
WILCE, MARLENE	6230						120.00						150.00	270.00
WILLDAN ENGINEERING	6184		65,935.00	66,760.00	72,117.50	18,680.00	520.00			280,200.00	93,425.00	54,212.50	148,275.00	800,125.00
WILLDAN FINANCIAL SERVICES	2971	777.00		786.00		250.00	825.00			1,736.00	3,800.00			8,174.00
WILLIAMS, JOHN	7867								227.76					227.76
WILSON, STEPHANIE	8201						1,800.00							1,800.00
WINSTEAD, WILLIAM & ALMA	8292												2,000.00	2,000.00
WIREMAN, RHONDA	6236						270.00						190.00	460.00
WITTMAN ENTERPRISES, LLC	8022	5,190.00	4,215.00	4,980.00	4,455.00	3,930.00	5,535.00	5,025.00	4,140.00	5,535.00	5,235.00	4,395.00	5,670.00	58,305.00
WRCOG	2690	3,941.09				3,941.09					9,997.54		1,459.42	19,339.14
WRIGHT, RALPH	7846									159.50				159.50
WURTZ, JAMES	8028	30.86		21.55			1,085.42		300.00					1,437.83
XENIA PACIFIC, INC	6662	1,616.26	2,279.89	1,142.15	899.93	1,131.37				996.69	204.73		3,244.06	11,515.08
XYLEM DEWATERING SOLUTIONS, INC	6011	2,875.98	2,725.13	53,745.65							554.33			59,901.09
XYLEM WATER SOLUTIONS USA, INC	8071	26,065.07	20,853.05											46,918.12
YANG, CHE	7143					148.96								148.96
YORK, RICHARD	7376								268.92					268.92
YOUNG, CARLA	5375		108.00	300.00	379.00		515.00						239.00	1,541.00
YOUNG, RICHARD	7583								172.60					172.60
YOUNGBLOOD, RICHARD	2857								12.75			174.25		187.00
ZENCITY TECHNOLOGIES US, INC	8190						24,000.00							24,000.00
ZENNER PERFORMANCE METERS, INC	6499	33,533.50	164,074.94	60,265.98	4,010.00	3,186.61	780.00	780.00	1,836.61	11,519.09	1,230.00	3,673.22	275,388.71	560,278.66
ZOELLER, SUSAN	5471						180.00						190.00	370.00
ZOHO CORPORATION	8097											4,626.00		4,626.00
Grand Total		12,804,768.55	9,540,967.78	6,724,036.38	8,529,797.08	5,881,288.78	6,377,887.04	5,001,790.75	7,177,318.75	6,935,698.70	6,189,774.58	7,283,771.35	10,515,057.23	92,962,156.97

Disbursements By Fund & Period

Sum of Credit		FY	Period												
		23													23 Total
Fund	Fund Description	1	2	3	4	5	6	7	8	9	10	11	12	13	
001	GENERAL FUND	6,428,288.40	2,982,822.94	4,058,167.82	2,999,148.55	2,461,410.23	5,951,117.41	2,956,635.31	4,175,804.61	3,916,473.55	3,075,728.34	4,178,793.34	5,947,091.09	4,213,668.11	53,345,149.70
002	DEVELOPER DEPOSIT FUND	53,275.74	31,310.42	2,033.01	39,444.80	11,989.40	23,071.78	17,191.80	17,177.34	33,768.51	31,471.23	9,729.55	236,865.00		507,328.58
005	ADMIN ALLOWANCE FUND			96.89			96.89	2,100.00	2,625.00	1,856.89		1,750.00	96.89	1,764,037.13	1,772,659.69
100	GAS TAX STREET FUND	118,741.06	63,219.63	242,737.13	76,402.72	63,873.76	267,152.60	70,768.49	72,659.08	255,232.69	59,538.05	77,137.92	942,681.64	400,000.00	2,710,144.77
101	MEASURE A STREET FUND	141,056.00	235,231.61	57,454.45	285,887.45	3,048.25	21,455.77		8,029.50	29,785.05	151.68		42,120.09	940,217.49	1,764,437.34
102	RMRA (SB1) GAS TAX FUND			136,814.03	504,238.05		55,359.66	31,730.07	35,290.15	60,769.98	37,883.90	8,050.00	62,071.41		932,207.25
110	CDBG FUND	49,289.68		1,813.85			1,729.40	7,687.50	4,814.60	1,729.40	10,000.00		2,055.01		79,119.44
111	LANDSCAPE MAINTENANCE FD	9,452.83	14,378.93	25,778.49	10,670.86	10,600.52	17,060.64	9,799.87	7,169.79	18,414.96	8,850.80	8,063.25	15,537.16	48,616.58	204,394.68
132	AIR QUALITY IMPROVEMT FD			50.36			50.36			3,050.36			50.36	85,079.81	88,281.25
140	ASSET FORFEIT-POLICE FUND														
148	SUPPL LAW ENFORCEMENT FD			10,775.00					11,418.75	988.67			406,000.00		429,182.42
150	STATE PARK BOND ACT FUND			22.33			22.33			22.33			22.33		89.32
200	SPECIAL DONATION FUND			71.31			71.31			71.31			71.31	29,547.16	29,832.40
201	SENIOR CTR ACTIVITIES FD			189.26			268.38	1,088.89		189.26			189.26		1,925.05
202	ANIMAL CONTROL RESERVE FD			21.61			21.61			21.61			21.61		86.44
203	POLICE VOLUNTEER FUND			72.93			72.93			72.93			72.93	86.44	378.16
221	CSCDA-CFD 2020-02 ATWELL														
222	ARPA-AMERICA RESCUE PLAN							90,000.00		228,111.57		141,276.08	67,984.93		527,372.58
300	CITY ADMIN DEBT SVC FUND														
360	SUN LAKES CFD #86-1 FUND														
365	WILSON ST #91-1 ASSMT DBT														
370	AREA POLICE COMPUTER FUND	29,790.63	211.75	211.75	211.75		205.33		205.33	423.66	211.83		49.37		31,521.40
375	FAIR OAKS AD #2004-1 DEBT	4,448.90	140,643.20	1,775.61	797.15		1,775.61	866.40	101,727.46	1,775.61	791.40	10.63	2,025.61		256,637.58
376	CAMEO HOMES FUND											48,622.41	76.28		48,698.69
400	P/FACILITIES DVLP FUND			37.45			37.45			37.45			37.45		149.80
410	F/FACILITY DEVELOPMENT FD			37.45			37.45			37.45			37.45	1,328,120.41	1,328,270.21
420	TRAFFIC CONTROL FACIL FD			2,025.89			2,025.89			2,025.89			2,025.89	2,002,623.14	2,010,726.70
430	GENERAL FACILITIES FUND			46.05			46.05			46.05			46.05	48,229.47	48,413.67
444	WILSON MEDIAN FUND			31.69			31.69			31.69			31.69		126.76
451	PARK DEVELOPMENT FUND			222.00			222.00			222.00			222.00		888.00
470	CAPITAL IMPROVEMENT FUND	47,721.19		127.07			127.07			127.07			127.07		48,229.47
600	AIRPORT FUND	37,080.31	8,232.70	50,208.62	8,961.86	15,861.42	24,174.94	9,538.14	24,113.82	24,026.08	48,650.37	10,549.01	27,877.82		289,275.09
610	TRANSIT FUND	206,963.08	88,065.23	344,380.06	104,072.79	88,916.42	324,061.61	122,676.62	110,109.46	301,013.19	127,340.26	105,272.34	363,200.36	174,557.39	2,460,628.81
660	WATER FUND	564,485.37	370,907.92	920,746.70	1,942,077.85	463,272.16	1,876,045.21	920,271.05	667,204.18	870,368.93	890,156.88	780,249.80	1,784,898.08		12,050,684.13
661	WATER CAPITAL FACIL FUND	10,581.13	7,547.50	8,802.50			2,427.50		4,386.00	405,909.17		66,530.00	315,351.51		821,535.31
662	IRRIGATION WATER FUND														
669	BUA WATER - DEBT SERV FD				1,562,645.18						402,756.26				1,965,401.44
670	ELECTRIC FUND	2,840,242.85	3,342,459.09	4,712,675.03	2,356,264.43	2,994,932.12	3,883,539.79	2,339,779.65	3,140,235.49	3,332,782.62	2,080,413.34	2,169,370.68	5,791,058.73		38,983,753.82
672	RATE STABILITY FUND														
673	ELECTRIC IMPROVEMENT FUND	19,577.50	1,002,537.78	674,898.36	1,619,067.24	585,042.22	1,008,108.33	408,757.67	327,377.02	349,919.30	93,225.25	395,298.80	1,945,157.86	580,666.83	9,009,634.16
674	07 ELEC REV BOND PROJ FD												22,978.62		22,978.62
675	PUBLIC BENEFIT FUND	41,631.72	103,066.25	90,623.14	108,628.41	62,016.02	65,773.65	66,246.52	54,621.11	138,325.05	47,669.93	136,485.49	112,594.81		1,027,682.10
678	07 ELEC REV BDS DEBT SVC				2,750.00	543,070.57					1,100.00	1,879,050.62			2,425,971.19
680	WASTEWATER FUND	212,303.01	146,291.07	692,512.13	307,743.16	263,064.08	706,763.59	442,543.50	214,418.06	430,764.88	275,605.86	171,419.21	998,394.72		4,861,823.27
681	WASTEWATER CAP FACIL FUND														
682	WWTR TERTIARY FUND														
683	BUA W/WATER CAP PROJ FUND	4,136.00		23,568.64	11,106.13	3,949.13							1,059.26		43,819.16
685	STATE REVOLVING LOAN FUND														
689	BUA WASTEWATER-DEBT SERV				147,220.00		250.00				146,294.94				293,764.94
690	REFUSE FUND	57,837.01	29,938.57	77,503.87	27,059.43	24,433.19	258,870.25	23,330.90	22,882.40	153,200.63	106,965.21	35,205.08	1,074,686.36	6,612,629.96	8,504,542

Disbursements By Fund & Period

Sum of Credit		FY	Period												
		23													23 Total
Fund	Fund Description	1	2	3	4	5	6	7	8	9	10	11	12	13	
700	RISK MANAGEMENT FUND	2,535,292.86	109,343.70	420,035.87	119,521.38	63,084.16	87,830.20	97,450.42	449,967.89	153,742.31	79,094.18	379,562.78	556,064.23	3,686,770.13	8,737,760.11
702	FLEET MAINTENANCE FUND	121,953.66	169,485.98	185,023.93	153,023.58	98,789.10	190,195.46	192,597.32	129,004.10	229,566.22	112,608.39	157,203.99	281,424.46	623,296.83	2,644,173.02
703	INFORMAT'N SYSTEMS SVC FD	560,745.97	133,966.80	79,604.36	45,473.12	31,423.23	62,612.56	42,838.18	36,149.26	55,473.92	38,183.38	71,472.70	88,991.00	7,790.37	1,254,724.85
761	UTL BILL, ACCT & COLL SVC	505,055.10	151,779.18	209,167.02	212,862.78	140,191.30	261,592.97	183,519.59	142,089.40	203,720.01	147,213.18	133,672.60	265,371.35		2,556,234.48
805	REDEV OBLIGAT'N RETIRE FD	1,676,400.00		12.96			12.96	569,611.00		12.96			12.96	1,869,623.18	4,115,686.02
810	SA-LOW/MOD FUND	289,724.53	226,295.88	35,927.96	34,376.77	27,305.64	52,886.28	11,006.01	96,200.63	47,538.78	27,267.55	37,192.83	10,080.87	1,503,759.04	2,399,562.77
830	SA-DEBT SERVICE FUND		1,745,857.01	4,527.12		2,750.00	4,527.12		440,860.76	4,527.12			4,527.12		2,207,576.25
840	BEA CAPITAL PROJECTS FUND	3,769,283.10	138,713.28	10,179.59	832.73		11,819.99	248.79		78,197.48		484.40	15,397.78	1,869,623.18	5,894,780.32
841	BEA L/M CAP PROJECTS FUND			27.37			27.37			27.37			27.37	545,705.13	545,814.61
850	SA-ADMIN FUND			62.66			62.66			62.66			62.66		250.64
Grand Total		20,335,357.63	11,242,306.42	13,081,101.32	12,680,488.17	7,959,022.92	15,163,642.05	8,618,283.69	10,296,541.19	11,334,464.62	7,849,172.21	11,002,453.51	21,386,827.81	28,334,647.78	179,284,309.32

Receipts By Fund & Period

Sum of Debit		FY	Period												
		23													23 Total
Fund	Fund Description	1	2	3	4	5	6	7	8	9	10	11	12	13	
001	GENERAL FUND	8,968,750.61	2,036,598.57	2,600,865.74	1,996,345.26	1,966,894.38	4,438,837.22	3,510,254.20	4,062,049.31	3,037,518.41	2,902,933.34	4,310,128.35	7,024,609.78	1,869,623.18	48,725,408.35
002	DEVELOPER DEPOSIT FUND	3,376.10	145,000.00		6,083.00		70,176.49			621.20	1,500.00				226,756.79
005	ADMIN ALLOWANCE FUND	125,000.00						125,000.00						649,377.78	899,377.78
100	GAS TAX STREET FUND	59,681.71	81,503.83	75,031.09	68,937.06	73,940.81	314,106.78	132,802.71		202,310.64	85,652.32	47,110.02	1,127,019.31	440,217.49	2,708,313.77
101	MEASURE A STREET FUND	159,926.69		147,022.13	72,639.81		81,561.21	139,024.55		227,969.38	62,728.00		437,256.39	400,000.00	1,728,128.16
102	RMRA (SB1) GAS TAX FUND	55,388.08	51,201.35	56,495.50	57,910.39	59,385.71	53,606.01	58,143.73	56,541.06	54,806.04	58,287.02	50,590.23	62,581.59		674,936.71
110	CDBG FUND				7,281.61	719.15							22,502.10	48,616.58	79,119.44
111	LANDSCAPE MAINTENANCE FD		2.97		108.90		2.93	74,958.24		2.93		68,555.22	2,047.80		145,678.99
132	AIR QUALITY IMPROVEMT FD			10,601.36			10,364.46						16,219.89		37,185.71
140	ASSET FORFEIT-POLICE FUND												23.79		23.79
148	SUPPL LAW ENFORCEMENT FD				73,604.58	8,333.33	16,666.66		8,333.33	16,666.66		8,333.33	37,589.83		169,527.72
150	STATE PARK BOND ACT FUND													89.32	89.32
200	SPECIAL DONATION FUND				20.00			4,000.00	300.00		680.00	350.00	55.00		5,405.00
201	SENIOR CTR ACTIVITIES FD	296.50	262.50	132.23	277.90	366.17	1,111.00	659.00	502.01	1,390.90	215.50	474.50	1,299.77		6,987.98
202	ANIMAL CONTROL RESERVE FD													86.44	86.44
203	POLICE VOLUNTEER FUND						750.00			375.00			431.09		1,556.09
221	CSCDA-CFD 2020-02 ATWELL						234,916.85								234,916.85
222	ARPA-AMERICA RESCUE PLAN	3,734,363.00													3,734,363.00
300	CITY ADMIN DEBT SVC FUND												5.00		5.00
360	SUN LAKES CFD #86-1 FUND												473.35		473.35
365	WILSON ST #91-1 ASSMT DBT												978.73		978.73
370	AREA POLICE COMPUTER FUND											206.18	36.56		242.74
375	FAIR OAKS AD #2004-1 DEBT	11,579.08						100,062.29				93,557.82			205,199.19
376	CAMEO HOMES FUND												576.28		576.28
400	P/FACILITIES DVLP FUND		1,200.00	1,200.00		1,200.00				1,200.00	21,600.00	6,000.00	5,933.03		38,333.03
410	F/FACILITY DEVELOPMENT FD		746.00	746.00		746.00				746.00	13,428.00	3,730.00	17,375.32	14,838.90	52,356.22
420	TRAFFIC CONTROL FACIL FD		3,409.87	3,409.87		3,409.87				3,409.87	61,377.66	17,049.35	24,507.07	22,339.96	138,913.52
430	GENERAL FACILITIES FUND		521.00	521.00		521.00				521.00	9,378.00	2,605.00	9,793.11		23,860.11
444	WILSON MEDIAN FUND												5,100.03		5,100.03
451	PARK DEVELOPMENT FUND		7,638.00	3,819.00		3,819.00				3,819.00	68,742.00	19,955.00	4,234.41		112,026.41
470	CAPITAL IMPROVEMENT FUND													48,229.47	48,229.47
600	AIRPORT FUND	9,761.93	11,421.65	12,366.61	8,473.26	9,843.27	6,509.96	32,716.20	8,029.40	35,764.21	18,378.81	23,371.58	24,677.34		201,314.22
610	TRANSIT FUND	316,568.71	146,097.24	145,844.09	164,605.95	148,300.49	176,302.23	148,193.22	167,207.63	189,335.36	149,606.94	177,868.27	232,033.76		2,161,963.89
660	WATER FUND	1,134,267.39	1,389,731.20	1,468,793.18	1,184,755.84	1,176,622.22	1,107,655.18	962,896.23	685,491.60	887,548.69	649,142.82	1,585,484.81	1,274,550.25		13,506,939.41
661	WATER CAPITAL FACIL FUND	58,464.00	9,744.00			9,744.00	51,306.00		19,488.00		165,648.00	38,976.00	112,381.80		465,751.80
662	IRRIGATION WATER FUND												17,281.34		17,281.34
669	BUA WATER - DEBT SERV FD				1,562,645.18								402,756.26		1,965,401.44
670	ELECTRIC FUND	2,322,326.83	3,112,153.23	3,779,679.07	2,987,183.97	2,437,839.12	2,804,063.73	1,829,762.65	2,218,206.24	2,612,533.65	1,890,981.16	2,084,150.75	3,948,552.01		32,027,432.41
672	RATE STABILITY FUND												84,101.62		84,101.62
673	ELECTRIC IMPROVEMENT FUND		1,791,097.17	115,291.88	123,613.39	563,648.96					24,146.95	46,811.51		9,275,604.34	11,940,214.20
674	07 ELEC REV BOND PROJ FD														
675	PUBLIC BENEFIT FUND	60,689.24	84,415.97	79,162.63	75,326.18	62,344.42	54,488.50	47,160.07	53,449.69	51,519.64	45,186.34	51,385.05	70,650.89		735,778.62
678	07 ELEC REV BDS DEBT SVC					545,545.57							1,880,425.62		2,425,971.19
680	WASTEWATER FUND	368,519.96	406,431.20	434,156.36	570,429.44	328,177.67	405,189.17	318,852.38	331,386.94	447,617.97	495,227.91	469,403.86	641,264.92		5,216,657.78
681	WASTEWATER CAP FACIL FUND		15,183.00			5,061.00	13,861.31		25,912.32		86,037.00	20,244.00	142,360.47		308,659.10
682	WWTR TERTIARY FUND	31,193.54	30,012.12	29,443.86	34,403.52	27,106.70	27,908.08	28,511.78	37,158.20	38,721.50	45,875.40	37,744.72	133,939.20		502,018.62
683	BUA W/WATER CAP PROJ FUND														
685	STATE REVOLVING LOAN FUND												6,663.59		6,663.59

Receipts By Fund & Period

Sum of Debit		FY	Period												
		23													23 Total
Fund	Fund Description	1	2	3	4	5	6	7	8	9	10	11	12	13	
689	BUA WASTEWATER-DEBT SERV				147,220.00								146,544.94		293,764.94
690	REFUSE FUND	65,324.21	68,944.45	92,250.31	73,628.47	73,663.01	71,522.77	73,781.36	69,600.40	75,254.79	9,736.49	134,394.81	430,798.05	1,711,257.14	2,950,156.26
700	RISK MANAGEMENT FUND	92,982.27	97,861.16	485,092.12	95,937.27	92,667.42	534,976.01	102,848.46	108,388.37	475,163.09	103,488.31	99,630.44	536,258.52	5,275,851.23	8,101,144.67
702	FLEET MAINTENANCE FUND	13,516.97	15,230.31	396,275.50	12,934.26	13,888.85	398,463.65	8,460.27	6,559.72	392,367.03	188.17	13,316.39	400,885.56	7,790.37	1,679,877.05
703	INFORMAT'N SYSTEMS SVC FD			155,431.92	65.56		155,431.92			155,431.92			156,570.60	631,792.93	1,254,724.85
761	UTL BILL, ACCT & COLL SVC	9,971.48	25,281.86	19,845.30	15,929.67	20,291.04	1,108,130.51	13,638.53	11,848.62	562,574.05	16,928.43	15,241.23	570,492.47	166,061.29	2,556,234.48
805	REDEV OBLIGAT'N RETIRE FD							569,611.00				1,868,940.00		1,869,623.18	4,308,174.18
810	SA-LOW/MOD FUND										375.00	79,900.27	67,802.34	29,547.16	177,624.77
830	SA-DEBT SERVICE FUND	1,551,400.00						444,611.00							1,996,011.00
840	BEA CAPITAL PROJECTS FUND		5.80	20,942.17	57.25				38.94			35.14		5,873,701.02	5,894,780.32
841	BEA L/M CAP PROJECTS FUND														
850	SA-ADMIN FUND														
Grand Total		19,153,348.30	9,531,694.45	10,134,418.92	9,340,417.72	7,634,079.16	12,137,908.63	8,725,947.87	7,870,491.78	9,475,188.93	6,987,469.57	11,375,543.83	20,081,640.78	28,334,647.78	160,782,797.72

Net Cash Flow By Fund & Period

Sum of Amount		FY	Period												
		23													23 Total
Fund	Fund Description	1	2	3	4	5	6	7	8	9	10	11	12	13	
001	GENERAL FUND	2,540,462.21	(946,224.37)	(1,457,302.08)	(1,002,803.29)	(494,515.85)	(1,512,280.19)	553,618.89	(113,755.30)	(878,955.14)	(172,795.00)	131,335.01	1,077,518.69	(2,344,044.93)	(4,619,741.35)
002	DEVELOPER DEPOSIT FUND	(49,899.64)	113,689.58	(2,033.01)	(33,361.80)	(11,989.40)	47,104.71	(17,191.80)	(17,177.34)	(33,147.31)	(29,971.23)	(9,729.55)	(236,865.00)		(280,571.79)
005	ADMIN ALLOWANCE FUND	125,000.00		(96.89)			(96.89)	122,900.00	(2,625.00)	(1,856.89)		(1,750.00)	(96.89)	(1,114,659.35)	(873,281.91)
100	GAS TAX STREET FUND	(59,059.35)	18,284.20	(167,706.04)	(7,465.66)	10,067.05	46,954.18	62,034.22	(72,659.08)	(52,922.05)	26,114.27	(30,027.90)	184,337.67	40,217.49	(1,831.00)
101	MEASURE A STREET FUND	18,870.69	(235,231.61)	89,567.68	(213,247.64)	(3,048.25)	60,105.44	139,024.55	(8,029.50)	198,184.33	62,576.32		395,136.30	(540,217.49)	(36,309.18)
102	RMRA (SB1) GAS TAX FUND	55,388.08	51,201.35	(80,318.53)	(446,327.66)	59,385.71	(1,753.65)	26,413.66	21,250.91	(5,963.94)	20,403.12	42,540.23	510.18		(257,270.54)
110	CDBG FUND	(49,289.68)		(1,813.85)	7,281.61	719.15	(1,729.40)	(7,687.50)	(4,814.60)	(1,729.40)	(10,000.00)		20,447.09	48,616.58	0.00
111	LANDSCAPE MAINTENANCE FD	(9,452.83)	(14,375.96)	(25,778.49)	(10,561.96)	(10,600.52)	(17,057.71)	65,158.37	(7,169.79)	(18,412.03)	(8,850.80)	60,491.97	(13,489.36)	(48,616.58)	(58,715.69)
132	AIR QUALITY IMPROVEMT FD			10,551.00			10,314.10			(3,050.36)			16,169.53	(85,079.81)	(51,095.54)
140	ASSET FORFEIT-POLICE FUND												23.79		23.79
148	SUPPL LAW ENFORCEMENT FD			(10,775.00)	73,604.58	8,333.33	16,666.66		(3,085.42)	15,677.99		8,333.33	(368,410.17)		(259,654.70)
150	STATE PARK BOND ACT FUND			(22.33)			(22.33)			(22.33)			(22.33)	89.32	0.00
200	SPECIAL DONATION FUND			(71.31)	20.00		(71.31)	4,000.00	300.00	(71.31)	680.00	350.00	(16.31)	(29,547.16)	(24,427.40)
201	SENIOR CTR ACTIVITIES FD	296.50	262.50	(57.03)	277.90	366.17	842.62	(429.89)	502.01	1,201.64	215.50	474.50	1,110.51		5,062.93
202	ANIMAL CONTROL RESERVE FD			(21.61)			(21.61)			(21.61)			(21.61)	86.44	0.00
203	POLICE VOLUNTEER FUND			(72.93)			677.07			302.07			358.16	(86.44)	1,177.93
221	CSCDA-CFD 2020-02 ATWELL						234,916.85								234,916.85
222	ARPA-AMERICA RESCUE PLAN	3,734,363.00						(90,000.00)		(228,111.57)		(141,276.08)	(67,984.93)		3,206,990.42
300	CITY ADMIN DEBT SVC FUND												5.00		5.00
360	SUN LAKES CFD #86-1 FUND												473.35		473.35
365	WILSON ST #91-1 ASSMT DBT												978.73		978.73
370	AREA POLICE COMPUTER FUND	(29,790.63)	(211.75)	(211.75)	(211.75)		(205.33)		(205.33)	(423.66)	(211.83)	206.18	(12.81)		(31,278.66)
375	FAIR OAKS AD #2004-1 DEBT	7,130.18	(140,643.20)	(1,775.61)	(797.15)		(1,775.61)	99,195.89	(101,727.46)	(1,775.61)	(791.40)	93,547.19	(2,025.61)		(51,438.39)
376	CAMEO HOMES FUND											(48,622.41)	500.00		(48,122.41)
400	P/FACILITIES DVLP FUND		1,200.00	1,162.55		1,200.00	(37.45)			1,162.55	21,600.00	6,000.00	5,895.58		38,183.23
410	F/FACILITY DEVELOPMENT FD		746.00	708.55		746.00	(37.45)			708.55	13,428.00	3,730.00	17,337.87	(1,313,281.51)	(1,275,913.99)
420	TRAFFIC CONTROL FACIL FD		3,409.87	1,383.98		3,409.87	(2,025.89)			1,383.98	61,377.66	17,049.35	22,481.18	(1,980,283.18)	(1,871,813.18)
430	GENERAL FACILITIES FUND		521.00	474.95		521.00	(46.05)			474.95	9,378.00	2,605.00	9,747.06	(48,229.47)	(24,553.56)
444	WILSON MEDIAN FUND			(31.69)			(31.69)			(31.69)			5,068.34		4,973.27
451	PARK DEVELOPMENT FUND		7,638.00	3,597.00		3,819.00	(222.00)			3,597.00	68,742.00	19,955.00	4,012.41		111,138.41
470	CAPITAL IMPROVEMENT FUND	(47,721.19)		(127.07)			(127.07)			(127.07)			(127.07)	48,229.47	0.00
600	AIRPORT FUND	(27,318.38)	3,188.95	(37,842.01)	(488.60)	(6,018.15)	(17,664.98)	23,178.06	(16,084.42)	11,738.13	(30,271.56)	12,822.57	(3,200.48)		(87,960.87)
610	TRANSIT FUND	109,605.63	58,032.01	(198,535.97)	60,533.16	59,384.07	(147,759.38)	25,516.60	57,098.17	(111,677.83)	22,266.68	72,595.93	(131,166.60)	(174,557.39)	(298,664.92)
660	WATER FUND	569,782.02	1,018,823.28	548,046.48	(757,322.01)	713,350.06	(768,390.03)	42,625.18	18,287.42	17,179.76	(241,014.06)	805,235.01	(510,347.83)		1,456,255.28
661	WATER CAPITAL FACIL FUND	47,882.87	2,196.50	(8,802.50)		9,744.00	48,878.50		15,102.00	(405,909.17)	165,648.00	(27,554.00)	(202,969.71)		(355,783.51)
662	IRRIGATION WATER FUND												17,281.34		17,281.34
669	BUA WATER - DEBT SERV FD				0.00						(402,756.26)		402,756.26		0.00
670	ELECTRIC FUND	(517,916.02)	(230,305.86)	(932,995.96)	630,919.54	(557,093.00)	(1,079,476.06)	(510,017.00)	(922,029.25)	(720,248.97)	(189,432.18)	(85,219.93)	(1,842,506.72)		(6,956,321.41)
672	RATE STABILITY FUND												84,101.62		84,101.62
673	ELECTRIC IMPROVEMENT FUND	(19,577.50)	788,559.39	(559,606.48)	(1,495,453.85)	(21,393.26)	(1,008,108.33)	(408,757.67)	(327,377.02)	(349,919.30)	(69,078.30)	(348,487.29)	(1,945,157.86)	8,694,937.51	2,930,580.04
674	07 ELEC REV BOND PROJ FD												(22,978.62)		(22,978.62)
675	PUBLIC BENEFIT FUND	19,057.52	(18,650.28)	(11,460.51)	(33,302.23)	328.40	(11,285.15)	(19,086.45)	(1,171.42)	(86,805.41)	(2,483.59)	(85,100.44)	(41,943.92)		(291,903.48)
678	07 ELEC REV BDS DEBT SVC				(2,750.00)	2,475.00					(1,100.00)	(1,879,050.62)	1,880,425.62		0.00
680	WASTEWATER FUND	156,216.95	260,140.13	(258,355.77)	262,686.28	65,113.59	(301,574.42)	(123,691.12)	116,968.88	16,853.09	219,622.05	297,984.65	(357,129.80)		354,834.51
681	WASTEWATER CAP FACIL FUND		15,183.00			5,061.00	13,861.31		25,912.32		86,037.00	20,244.00	142,360.47		308,659.10
682	WWTR TERTIARY FUND	31,193.54	30,012.12	29,443.86	34,403.52	27,106.70	27,908.08	28,511.78	37,158.20	38,721.50	45,875.40	37,744.72	133,939.20		502,018.62
683	BUA W/WATER CAP PROJ FUND	(4,136.00)		(23,568.64)	(11,106.13)	(3,949.13)							(1,059.26)		(43,819.16)
685	STATE REVOLVING LOAN FUND												6,663.59		6,663.59

Net Cash Flow By Fund & Period

Sum of Amount		FY	Period												
		23													23 Total
Fund	Fund Description	1	2	3	4	5	6	7	8	9	10	11	12	13	
689	BUA WASTEWATER-DEBT SERV				0.00		(250.00)				(146,294.94)		146,544.94		0.00
690	REFUSE FUND	7,487.20	39,005.88	14,746.44	46,569.04	49,229.82	(187,347.48)	50,450.46	46,718.00	(77,945.84)	(97,228.72)	99,189.73	(643,888.31)	(4,901,372.82)	(5,554,386.60)
700	RISK MANAGEMENT FUND	(2,442,310.59)	(11,482.54)	65,056.25	(23,584.11)	29,583.26	447,145.81	5,398.04	(341,579.52)	321,420.78	24,394.13	(279,932.34)	(19,805.71)	1,589,081.10	(636,615.44)
702	FLEET MAINTENANCE FUND	(108,436.69)	(154,255.67)	211,251.57	(140,089.32)	(84,900.25)	208,268.19	(184,137.05)	(122,444.38)	162,800.81	(112,420.22)	(143,887.60)	119,461.10	(615,506.46)	(964,295.97)
703	INFORMAT'N SYSTEMS SVC FD	(560,745.97)	(133,966.80)	75,827.56	(45,407.56)	(31,423.23)	92,819.36	(42,838.18)	(36,149.26)	99,958.00	(38,183.38)	(71,472.70)	67,579.60	624,002.56	0.00
761	UTL BILL, ACCT & COLL SVC	(495,083.62)	(126,497.32)	(189,321.72)	(196,933.11)	(119,900.26)	846,537.54	(169,881.06)	(130,240.78)	358,854.04	(130,284.75)	(118,431.37)	305,121.12	166,061.29	(0.00)
805	REDEV OBLIGAT'N RETIRE FD	(1,676,400.00)		(12.96)			(12.96)	0.00		(12.96)		1,868,940.00	(12.96)	0.00	192,488.16
810	SA-LOW/MOD FUND	(289,724.53)	(226,295.88)	(35,927.96)	(34,376.77)	(27,305.64)	(52,886.28)	(11,006.01)	(96,200.63)	(47,538.78)	(26,892.55)	42,707.44	57,721.47	(1,474,211.88)	(2,221,938.00)
830	SA-DEBT SERVICE FUND	1,551,400.00	(1,745,857.01)	(4,527.12)		(2,750.00)	(4,527.12)	444,611.00	(440,860.76)	(4,527.12)			(4,527.12)		(211,565.25)
840	BEA CAPITAL PROJECTS FUND	(3,769,283.10)	(138,707.48)	10,762.58	(775.48)		(11,819.99)	(248.79)	38.94	(78,197.48)		(449.26)	(15,397.78)	4,004,077.84	0.00
841	BEA L/M CAP PROJECTS FUND			(27.37)			(27.37)			(27.37)			(27.37)	(545,705.13)	(545,814.61)
850	SA-ADMIN FUND			(62.66)			(62.66)			(62.66)			(62.66)		(250.64)
Grand Total		(1,182,009.33)	(1,710,611.97)	(2,946,682.40)	(3,340,070.45)	(324,943.76)	(3,025,733.42)	107,664.18	(2,426,049.41)	(1,859,275.69)	(861,702.64)	373,090.32	(1,305,187.03)	0.00	(18,501,511.60)

Payments Per Fund By Period

Sum of Tran Amt	Column Labels												
	23												23 Total
Row Labels	1	2	3	4	5	6	7	8	9	10	11	12	
001	6,222,396.66	2,766,210.97	3,656,271.15	2,411,236.11	2,616,475.36	6,695,012.90	2,935,983.67	2,619,636.07	4,126,187.54	2,642,111.17	3,214,016.54	4,112,365.72	44,017,903.86
002	19,309.70	20,135.10	11,989.40	21,038.77	17,191.80	13,224.84	35,688.00	17,613.73	29,532.05	5,678.40		37,589.31	228,991.10
005					2,100.00		2,625.00	1,760.00		1,750.00			8,235.00
100	20,136.84	21,171.95	37,188.96	24,660.69	25,615.56	25,596.58	26,437.95	37,150.77	20,812.85	44,237.00	28,691.20	72,006.02	383,706.37
101	255,043.90	35,488.75	183,000.80	3,048.25	19,253.29	8,029.50	11,056.37	(56,321.60)	120.88		3,980.00		462,700.14
102		25,908.24	604,355.14	10,035.50	57,278.46	14,905.07	68,470.68	7,515.75	15,203.00	37,883.90	8,050.00	25,439.83	875,045.57
110				7,687.50			4,814.60			10,000.00		197.60	22,699.70
111	5,168.37	4,997.82	4,820.90	4,874.83	5,428.48	4,226.90	5,592.12	1,635.12	4,092.00	4,135.21	4,224.03	8,184.00	57,379.78
132				3,000.00								188,302.90	191,302.90
148		10,775.00		11,418.75					988.67				23,182.42
200													
201						79.12	1,088.89						1,168.01
222										141,276.08	16,824.29	14,858.72	172,959.09
370		211.75	211.75	417.08			205.33	211.83	211.83	211.83			1,681.40
375	4,448.90	140,643.20	797.15			866.40		101,727.46	791.40	10.63	250.00	31.89	249,567.03
420													
430													
600	7,789.20	23,440.83	346.94	251.98	940.50	461.12	15,452.49	1,754.70	808.74	39,776.91	2,040.40	157.64	93,221.45
610	18,183.71	40,994.30	8,370.69	7,161.56	1,236.40	6,266.12	6,426.06	21,321.69	24,114.61	5,484.97	3,688.79	468,189.83	611,438.73
660	402,952.22	59,862.15	154,729.85	453,188.12	371,206.13	553,546.92	204,912.69	335,518.90	342,431.12	202,985.74	222,441.96	1,157,917.40	4,461,693.20
661	4,207.50	4,595.00		2,427.50	78.17	2,312.50	2,073.50	94,650.00	252,717.00	70,396.25	291,218.50	244,594.84	969,270.76
669			2,750.00	1,559,895.18						402,756.26			1,965,401.44
670	1,817,626.53	2,590,603.71	3,668,042.84	1,767,080.08	2,066,442.78	1,799,180.54	1,671,732.20	2,979,724.43	1,216,303.72	1,516,372.85	1,951,122.93	2,207,950.52	25,252,183.13
673	899,950.24	694,188.50	1,483,229.31	716,981.55	549,135.00	204,555.75	336,360.10	160,130.66	224,758.15	76,480.11	266,385.46	892,849.02	6,505,003.85
674													
675	18,900.20	88,544.64	45,667.68	77,662.10	51,513.30	18,210.56	37,158.66	102,214.51	22,201.03	19,272.26	122,849.41	88,551.73	692,746.08
678			2,750.00		543,070.57					1,100.00	1,879,050.62		2,425,971.19
680	159,480.79	89,994.33	513,188.96	(112,910.01)	79,747.27	197,492.16	92,502.58	94,160.58	124,184.37	68,393.77	56,568.66	340,127.21	1,702,930.67
681													
683	23,568.64	2,001.00	9,105.13	3,949.13						740.13	319.13		39,683.16
689				147,220.00		250.00				146,294.94			293,764.94
690	16,203.37	12,566.07	3,876.99	5,282.50	16,203.59	3,810.06	2,875.49	4,610.97	24,937.83	2,034.72	10,892.69	19,502.93	122,797.21
700	2,498,778.48	95,147.57	436,758.86	61,470.69	84,337.38	54,002.36	91,618.96	459,133.46	517,350.64	54,222.05	327,191.46	206,827.73	4,886,839.64
702	80,684.27	113,951.91	146,762.71	70,449.04	72,173.88	113,965.35	83,664.80	116,455.89	100,639.15	65,666.63	126,520.22	101,176.51	1,192,110.36
703	53,680.40	79,976.46	27,039.95	4,301.58	7,728.64	16,889.83	5,020.24	3,953.89	4,303.00	22,496.83	5,461.81	5,449.94	236,302.57
704													
705													
761	14,553.56	15,872.68	20,854.38	13,977.47	21,149.74	17,265.61	10,231.80	16,080.12	15,744.04	10,536.78	7,850.52	25,918.04	190,034.74
810	144,835.87	10,751.29	27,128.83	30,139.24	41,303.78	40,834.95	75,540.14	37,197.74	40,829.24	48,490.08	10,264.26	25,506.12	532,821.54
830		1,745,857.01		2,750.00				440,860.76					2,189,467.77
840	138,782.48	738.36		1,640.40	248.79			68,017.35	484.40	1,074.10		2,792.70	213,778.58
855													
Grand Total	12,826,681.83	8,694,628.59	11,049,238.37	7,310,335.59	6,649,858.87	9,790,985.14	5,727,532.32	7,666,714.78	7,109,747.26	5,641,869.60	8,559,902.88	10,246,488.15	101,273,983.38

Vendor By Fund By Period

Sum of Tran Amt			FY	Period											
			23												23 Total
Vendor Name	Vendor No	Fund	1	2	3	4	5	6	7	8	9	10	11	12	
3 L EXECUTIVE SERVICES	8369	702						25,031.94	2,370.00	3,085.61	2,489.61		4,485.29		37,462.45
4IMPRINT	5678	610			642.37										642.37
A JUMP N PARTY, INC	6956	001											2,078.50		2,078.50
A.C. PROPANE	8333	810	247.92		277.74	284.34	287.22	828.26	915.00	25.16	956.52		328.10		4,150.26
AB FENCE COMPANY, INC	7801	001												4,900.00	4,900.00
ABBOTT, CELIA	7508	675						195.00						195.00	390.00
ACCULINE CONSULTING, LLC	7689	673								20,064.50	82,290.50			92,045.00	194,400.00
ACOM SOLUTIONS, INC	6497	001	4,439.00	490.00					795.00						5,724.00
ACOSTA, JESSICA	7902	670								208.36					208.36
ADAPT AD SPECIALTY	8479	690									3,990.82				3,990.82
ADVANCED WORKPLACE STRATEGIES INC	4781	001	1,485.00	503.00	50.50	65.50	228.00	57.00	57.00						2,446.00
ADVANTAGE DEMOLITION & GRADING	8186	673													
AHRENS, JOYCE	6435	670								159.67					159.67
AILA, GREBELL	7265	675					195.00						195.00		390.00
AKIN, CHAD	8519	670										124.99			124.99
AKINS IT	8054	001		125,433.39			12,949.78								138,383.17
ALBERT A. WEBB ASSOCIATES	3065	002													
		101	19,812.29	35,488.75	22,943.58	3,048.25	8,278.50	8,029.50	1,903.00				2,055.00		101,558.87
		661										3,866.25	9,648.00		13,514.25
		673										15,301.41	3,710.00		19,011.41
		683	23,568.64	2,001.00	9,105.13	3,949.13						740.13	319.13		39,683.16
ALBRIGHT, DILLON	8505	680											387.00		387.00
ALESHIRE & WYNDER, LLP	4994	700	226.00	351.00	234.00	780.00	429.00	1,072.50	429.00	721.50	702.00	58.50	39.00	975.00	6,017.50
ALGIERS, LYNETTE	7977	761				250.00									250.00
ALL AMERICAN ASPHALT	6724	001			386.28										386.28
		101	136,077.61							(56,321.60)					79,756.01
		102													
		660								12,500.00					12,500.00
		673	16,910.22							49,875.76					66,785.98
		840	138,688.28							68,017.89					206,706.17
ALL AMERICAN TOWING	1492	702	225.00	225.00			220.00			225.00					895.00
ALL SEASONS INSULATION	8434	001							2,995.00						2,995.00
ALL STAR ELITE SPORTS	7098	001			1,506.83			78.82	2,884.42	1,292.13	252.21	2,134.47	2,785.89	820.39	11,755.16
ALL STAR GLASS, INC.	3597	702			478.21		2,235.73		1,265.85		354.00	118.00	1,311.49	118.00	5,881.28
ALLEN REBUILT, INC	6643	702		876.00											876.00
ALLEY BARBER & HAIR STYLING , THE	8413	001							10,000.00						10,000.00
ALLGOOD DRIVING SCHOOL, INC	7979	001					27.30	27.30			54.60		27.30		136.50
ALLIANT INSURANCE SERVICES, INC	6775	700	10,371.00										301,543.52	10,371.00	322,285.52
ALLISON MECHANICAL INC	7545	001								891.71					891.71
AL'S KUBOTA TRACTOR	34	001								463.64					463.64
		660						114.73			83.76	227.47		445.86	871.82
ALTA PLANNING + DESIGN INC	8297	102		25,908.24	14,378.50	10,035.50	16,825.00	14,905.07	35,290.15	7,515.75	15,203.00	37,883.90	8,050.00	25,439.83	211,434.94
ALTAIR ENGINEERING INC	8311	001	9,975.00											21,771.00	31,746.00
ALTEC INDUSTRIES, INC.	1616	673	292,589.00												292,589.00
		702	912.50	27,087.61	7,743.28					363.00	898.40	942.30	1,308.77		39,255.86
ALTERNATIVE TECHNOLOGIES, INC	6482	670													
AMAZON BUSINESS	7468	001	1,927.32	1,390.30	1,450.67	1,730.36	1,596.99	3,016.18	1,259.45	1,052.56	6,658.54	3,823.03	9,082.89	6,212.12	39,200.41
		100			172.39		423.29	20.46	673.88		681.04			463.59	2,434.65
		201													

Vendor By Fund By Period

			23												23 Total
Vendor Name	Vendor No	Fund	1	2	3	4	5	6	7	8	9	10	11	12	
AMAZON BUSINESS	7468	600			37.70										37.70
		660			140.00						79.97	366.33	87.74	366.42	1,040.46
		670	868.65	4,717.94	1,210.58	2,281.74	1,624.28	361.58	3,081.39	843.64	825.42	969.28	2,033.29	1,784.29	20,602.08
		675	2,158.46	6,302.19	1,001.86	1,754.86	1,325.13	1,636.05	347.19	674.46	926.59		1,237.14	2,908.11	20,272.04
		690			27.34	209.55	116.23		121.44			76.09	38.49		589.14
		761		98.55	145.20			43.04	484.82	126.47	174.50	604.42	111.67		1,788.67
		810	583.82	254.94	314.80	217.26		257.02	352.82	86.18	446.50	369.33			2,882.67
AMAZON CAPITAL SERVICES, INC.	8146	001				11.30	1,490.60		407.40		644.22	(71.67)			2,481.85
AMERICAN COUNCIL OF ENG COMPANIES	7580	001						399.13							399.13
AMERICAN FORENSIC NURSES	4265	001	2,573.78	1,427.29	1,146.49	1,708.09	1,254.13	1,254.13	1,327.14	1,046.34	1,192.36	1,411.39	1,338.38	1,192.36	16,871.88
AMERICAN KEY SUPPLY	7653	670													
AMERICAN PLANNING ASSOCIATION	3348	001		500.00											500.00
AMERICAN RAMP COMPANY	5452	001													
AMERICAN ROAD MAINTENANCE INC	8115	600		19,263.33											19,263.33
AMERICAN WATER WORKS ASSN	910	660				622.00									622.00
AMILIA TECHNOLOGIES USA INC	8261	001				2,492.50									2,492.50
ANDERSON, DENNIS & LUCILLE	7161	670								241.60					241.60
ANDREWS, LORRAINE	7603	670								307.00					307.00
ANGI ENERGY SYSTEMS, LLC	5299	610													
		702													
ANIXTER, INC	7048	670	11,139.53	4,014.77	11,000.42	11,753.04	22,761.46	51,085.37	43,941.29	105,005.49	14,165.73	9,308.59	3,208.58	22,796.68	310,180.95
ARAGON GEOTECHNICAL, INC	6195	002								5,945.00					5,945.00
ARAMARK UNIFORM & CAREER APPAREL	7743	001	4.84		4.84	4.84	4.84	9.68	13.45	8.07					50.56
		100	136.12		132.07	129.34	123.66	244.53	296.00	177.60					1,239.32
		610	368.44	211.89	612.10	967.50	298.55	321.60	256.20	1,842.08	171.96				5,050.32
		660	2,629.55	707.47	419.11	513.38	461.52	115.38						91.68	4,938.09
		702	152.84	164.84	207.73	170.06	171.80	214.75	153.12	153.12					1,388.26
		761	500.57	308.16	451.69	353.76	353.76	439.70	283.04	344.86	369.30	299.25	295.44	752.57	4,752.10
ARC DOCUMENT SOLUTIONS	8082	001												24,110.00	24,110.00
		660													
		680													
ARCE, PAUL	8331	001			224.00	168.00	140.00	84.00	168.00	84.00	140.00	224.00	280.00	140.00	1,652.00
ARCHIVESOCIAL, INC	8158	703	4,788.00												4,788.00
ARE ANIMAL RESCUE	8117	001	15,000.00			15,000.00		2,583.84	15,000.00		17,202.39				64,786.23
ARIAS DE RAMIREZ, LEONILA	8509	675											195.00		195.00
ARMSTRONG, CLIFF	8361	675			3,000.00										3,000.00
ARTISTIC MAINTENANCE, INC.	5946	001	2,470.00	2,470.00											4,940.00
		100	1,550.00	1,550.00											3,100.00
		111	5,168.37	4,997.82	4,820.90	4,874.83	5,428.48	4,226.90	4,092.00	135.00	4,092.00	4,135.21	4,092.00	8,184.00	54,247.51
		660													
ASBURY ENVIRONMENTAL SERVICES DBA	6899	690	114.40	144.39			63.57	391.80	144.39	1,357.38	746.95		433.16		3,396.04
ASSOC OF RIVERSIDE COUNTY	3072	001									200.00				200.00
AT&T CALNET 2	6175	001	157.22	1,308.46	1,299.36	2,007.33	154.21	1,473.15	1,271.68	1,296.73	1,297.07	1,288.21	1,480.11	2,801.25	15,834.78
		370		211.75	211.75	417.08			205.33	211.83	211.83	211.83			1,681.40
AT&T MOBILITY LLC	8147	001	2,073.30	1,693.19	1,443.40	1,448.40	1,418.40	1,418.40	1,418.48	1,490.88	1,497.38	1,580.79	1,602.43	1,571.19	18,656.24
ATBACKGROUNDS	7667	001	53.75	296.06									290.62	814.31	1,454.74
ATWORK PERSONNEL SERVICES	7937	001		618.29	4,740.23	1,626.70									6,985.22
		670	5,144.67	4,625.56											9,770.23
		761				852.28	3,223.17								4,075.45
AUDELO, REBECCA	8515	675											65.00		65.00

Vendor By Fund By Period

			23												23 Total
Vendor Name	Vendor No	Fund	1	2	3	4	5	6	7	8	9	10	11	12	
AUER, WILLIAM	6942	001	70.00	732.25	0.00	148.75	12.75	728.74					655.50	(327.75)	2,020.24
AURIGA CORPORATION	8259	673			25,150.00		3,050.00	10,000.00	5,100.00	4,400.00	3,250.00	4,900.00	1,100.00	1,900.00	58,850.00
AUSTIN, CHANDA	8114	001		13.50		15.75									29.25
AUSTRUM, RICHARD & DIANA	6457	670						150.00						150.00	300.00
AUTOMATED GATE SERVICES, INC.	3933	001	360.00	2,532.00	743.00	712.75	474.00				998.50	585.00	539.00	1,635.00	8,579.25
		600					711.00								711.00
AVILA, CHRISTINA	6593	001									504.00				504.00
AVILA, SOL	7121	001		332.56	261.75	340.00		55.94	4,206.17	24.00	155.25				5,375.67
AVILA, VINCENT	5872	001		3,432.79		410.11						3,681.89	405.00	150.00	8,079.79
AVINA, SYLVIA & FLORENCIO	8336	675	3,000.00												3,000.00
A-Z BUS SALES, INC. (COLTON)	2073	610													
		702										79.09		2,885.55	2,964.64
BABCOCK LABORATORIES, INC	6774	660	1,481.00	13,096.74	12,664.74	2,792.15	1,179.00	1,794.00	12,803.74	1,182.10	11,471.25	4,759.85	3,119.95	4,018.27	70,362.79
		680	1,281.86	648.15	1,013.05	186.35	80.00	1,050.35	109.77	66.00	115.00	69.00	797.16	115.00	5,531.69
BALLESTEROS, ILIANA	8327	675	1,800.00												1,800.00
BANNING CHAMBER OF COMMERCE	7632	001			3,220.00					2,500.00					5,720.00
		100			70.00										70.00
		610			70.00										70.00
		660			560.00										560.00
		670			630.00										630.00
		690			140.00										140.00
		702			70.00										70.00
		703			140.00										140.00
		761			1,050.00										1,050.00
BANNING GLASS MIRROR & SCREEN	7101	001	715.21	777.87		216.54	1,870.24				769.43		791.67	1,195.40	6,336.36
BANNING PASS LITTLE LEAGUE	8565	001												795.74	795.74
BANNING POLICE EXPLORERS POST 1250	7738	001						685.00							685.00
BANNING POLICE OFFICERS ASSOC.	7990	001	2,960.30	2,960.30	2,860.30	2,960.30	3,010.30	2,860.30	2,960.30	2,960.30	2,860.30	2,860.30	2,810.30	2,760.30	34,823.60
BANNING TECH KNOW	8406	001							10,000.00						10,000.00
BANNING VETERINARY HOSPITAL	5297	001	516.75	152.50	805.75	1,758.59	3,850.83	678.46	386.00	104.00	840.33	1,351.38		2,491.30	12,935.89
BARR DOOR, INC	6710	001							3,864.76	5,475.42	570.00	570.00		759.36	11,239.54
		670											1,164.00		1,164.00
BARRILLEAUX, BRENDA	7854	670								140.13					140.13
BARRY ANINAG INVESTIGATIONS LLC	8582	700												10,217.25	10,217.25
BARSUGLI, JAMES	8345	675			1,600.00										1,600.00
BASS, MARY	8546	670												421.88	421.88
BEACON BID	8465	001										3,000.00			3,000.00
BEAUMONT BASIN WATERMASTER	4972	660	17,546.00			63,161.00		5,674.00				260.00			86,641.00
BEAUMONT CHAMBER OF COMMERCE	3628	001								30.00					30.00
BEAUMONT CHERRY VALLEY WATER	3674	660	192,184.24								121,141.73		73,768.47	26,873.32	413,967.76
BEAUMONT DO IT BEST HOME CENTER	6091	001	1,619.97	487.68	1,087.77	1,047.27	1,225.14	1,887.90	1,314.35	1,463.91	1,406.42	481.15	1,986.21	1,559.04	15,566.81
		100	91.83	202.36	27.99	17.77	284.75	108.28	135.91	84.71	55.67	417.37	186.13	155.07	1,767.84
		101							51.68						51.68
		600					21.53	171.04				101.99			294.56
		610		139.02	24.77	15.61			85.55				47.36	11.57	323.88
		660		53.27	254.23	7.41	5.57	78.60	49.18					59.70	507.96
		690		5.79		7.71					26.48				39.98
		702		45.73				15.43	8.60		7.71		32.23	73.79	183.49
		704													
		761					3.86								3.86

Vendor By Fund By Period

			23												23 Total
Vendor Name	Vendor No	Fund	1	2	3	4	5	6	7	8	9	10	11	12	
BEAUMONT DO IT BEST HOME CENTER	6091	810	396.95	111.88	136.44	26.39		57.29		80.87	40.64	292.47	333.66	26.93	1,503.52
BEAUMONT SAFE & LOCK	951	001	83.29	386.95	746.02	111.74	99.44	3,775.75	375.84	57.05	468.03	55.78	3,129.36	280.48	9,569.73
		610	18.31												18.31
		660										27.15	218.62		245.77
		670		1,048.31								79.00			1,127.31
		702						5.33			5.33				10.66
		810	104.00	25.73	12.87	8.58	15.01			198.31					364.50
BEAUMONT, CITY OF	3471	100											206.50		206.50
BECERRA, ELADIO	6575	675						195.00						195.00	390.00
BECHTEL, PETRA	6982	675					195.00						195.00		390.00
BECKER, BRAD	4850	001			188.75							0.00			188.75
BEDEL, RICHARD	8337	675		3,000.00											3,000.00
BELL, GLORIA TOTI	8152	001						25.00							25.00
BENCOMO, EDGAR	8508	702											1,436.92		1,436.92
BENHAR, DIANA T	7099	001	976.50	353.50	423.50	360.50	231.00	108.50	364.00	301.00	315.00	311.50	227.50	297.50	4,270.00
BERNARDS OFFICE FURNITURE INC	8442	670										4,827.20			4,827.20
BEST DRILLING AND PUMP INC	8445	661										65,550.00	281,570.50	194,560.00	541,680.50
BEWEAR CREATIVE INC	7984	670		1,607.33			2,056.46		4,880.91	791.70					9,336.40
		675		5,099.03											5,099.03
BIBBO, ROBERT & MARCIA	6557	670								120.03					120.03
BIG TEX TRAILER WORLD	2643	001													
		100													
		702			21.54	15.05									36.59
BIO-TOX LABORATORIES	2051	001	1,092.00	1,309.00	1,019.00	649.00	3,308.00	1,779.00	907.00	920.00	408.00	374.00	451.00	666.00	12,882.00
BLACK & VEATCH MGMT CONSULTING	8109	660	15,994.21		689.74	689.74									17,373.69
		680	8,585.79		370.26	370.26									9,326.31
BLACK KNIGHT TERMITE & PEST	8256	001		645.00	645.00	645.00									1,935.00
BLACKWELL, CAROL	7320	670					120.00						120.00		240.00
		675					195.00						195.00		390.00
BLAIS & ASSOCIATES, LLC	7612	001			3,448.50	3,448.50	7,403.00		2,500.00	2,500.00	1,267.54	4,356.75		4,104.71	29,029.00
		100		675.28	772.67	1,928.13	1,814.92	1,047.67	703.75	798.40	2,020.00	7,541.80	6,345.00	1,113.49	24,761.11
		111							1,500.12	1,500.12					3,000.24
		420													
		610													
		660	4,125.00	4,983.81	831.11	711.06	1,006.56	831.11	9,188.43	9,336.18	368.43	1,076.14		1,013.89	33,471.72
		670			7,425.00							1,553.04	2,295.54		11,273.58
		673		2,200.00	2,200.00	2,200.00						2,200.00			8,800.00
		680		918.14	888.53	760.18	1,076.10	888.53	5,766.44	5,924.40	394.03	1,151.01		1,084.42	18,851.78
		690		390.27	377.69	323.13	457.42	377.69	528.76	595.90	167.50	489.30		460.99	4,168.65
		702													
		810								5,704.00	5,704.00				11,408.00
BLAISDELL'S BUSINESS PRODUCTS	8271	001	772.13	1,376.49		758.56	1,268.74	60.31			1,980.53			911.37	7,128.13
		610									104.21				104.21
		670					462.74				600.10				1,062.84
		702		126.35											126.35
BLAKESLEE, DENISE	8376	675					2,000.00								2,000.00
BLANK, BARBARA	6628	670					120.00								120.00
		675					195.00								195.00
BLEIER, TODD	7816	675					195.00						195.00		390.00
BLOOMHUFF, NINA	5704	675						195.00						195.00	390.00

Vendor By Fund By Period

			23												23 Total
Vendor Name	Vendor No	Fund	1	2	3	4	5	6	7	8	9	10	11	12	
BLUE SHIELD OF CALIFORNIA	7251	001	88,079.49	92,659.80	95,104.45	96,612.20	91,277.10	92,339.06	94,474.79	95,041.34	100,024.24	94,959.98	76,370.59	76,390.76	1,093,333.80
BLUEBEAM, INC	8338	001			5,375.46	1,559.84									6,935.30
		610			448.36	130.10									578.46
		660			1,120.09	325.03									1,445.12
		680			1,120.09	325.03									1,445.12
BLUMENFELD, PHILLIP & JOAN	7162	670								82.71					82.71
BOA ARCHITECTURE	6870	001			34,190.00				12,630.00	19,965.00				870.00	67,655.00
		100								12,620.00			5,344.00		17,964.00
BOGARD, LINCOLN	8420	001							779.45						779.45
BOIES, SANDRA DIANE	6748	675						195.00						195.00	390.00
BOLIN, DIANA	7817	675					195.00						195.00		390.00
BOOTH, CATHY	7085	675					195.00						195.00		390.00
BORDEN EXCAVATING INC	8411	661								94,650.00					94,650.00
BOSTON, LINDA	6362	675						195.00						195.00	390.00
BOWEN, WAYNE	7875	670								134.80					134.80
BOWMAN, SCOTT	8529	675												2,400.00	2,400.00
BOWMAN, TERRY AND LINDA	8547	670												968.72	968.72
BOYDD PRODUCTS INC	7147	001							10,128.50						10,128.50
		148		10,775.00											10,775.00
BOYS & GIRLS CLUBS	5351	110										10,000.00			10,000.00
		675											1,500.00		1,500.00
BRADY, RONALD AND ROBIN	8548	670												247.70	247.70
BRANNEN MOTOR COMPANY	8399	001						576,000.00						48,000.00	624,000.00
BRAVO, ARLYN	8484	675										95.50			95.50
BRIANT, HARRIET	7382	670								201.98					201.98
BRIGHTLY SOFTWARE , INC	7880	001		80,783.16			1,500.00		7,000.00	531.00				5,794.00	95,608.16
BROCK, SARA	8139	001	246.50							250.00					496.50
BROWN, GLENN	7356	670								31.99				109.49	141.48
BRUNELLE, DAVID	8403	675						1,600.00							1,600.00
BRUNSON, CHRISTOPHER	8332	700		315.00											315.00
BUCHANAN, CHARLES	7856	670												79.82	79.82
BUCKMAN, JACALYN	7994	675					195.00						195.00		390.00
BULCHA, NANCY	7602	670								192.57				104.85	297.42
BUNCH, JAMES & BRENDA	6251	670								233.11					233.11
BURLINGTON SAFETY LABORATORY	7799	670					155.39	3,726.60		2,659.00					6,540.99
BURNHAM GIBSON WEALTH ADVISORS LLC	8421	001										2,589.68		4,145.02	6,734.70
BUS & EQUIPMENT REPAIR	4807	702	767.97	3,436.55											4,204.52
BUSINESS TELECOMMUNICATION	6702	001				968.56			492.39			486.60			1,947.55
		670			148.49										148.49
		702													
		703										8,407.96			8,407.96
C.S. LEGACY CONSTRUCTION, INC	5504	810	4,033.89				11,641.11	14,426.19							30,101.19
CA. DEPT OF TRANSPORTATION	998	100				2,505.31			4,021.28		(2,069.64)	2,761.15		3,007.19	10,225.29
CA. ST. BOARD OF EQUAL. - FUEL	2257	702	653.00			659.00			472.00	931.00		723.76			3,438.76
CA. ST. BOARD OF EQUALIZATION	3012	001	2,458.00				1,290.00			979.00		560.00			5,287.00
CA. ST. DEPT. OF CONSERVATION	994	001			1,457.98			1,932.20						2,841.70	6,231.88
CA. ST. DEPT. OF FORESTRY	3220	001								453.56					453.56
		100												907.12	907.12
CA. ST. DEPT. OF MOTOR VEHICLES	6444	001								44,640.00					44,640.00
CA. ST. EMPLOYMENT DEV. DEPT.	985	001	80,889.20	107,651.20	76,878.05	74,251.88	88,449.44	101,780.16	116,095.53	69,489.18	75,681.94	88,741.86	92,927.73	84,332.00	1,057,168.17

Vendor By Fund By Period

			23												23 Total
Vendor Name	Vendor No	Fund	1	2	3	4	5	6	7	8	9	10	11	12	
CA. ST. PUBLIC EMPLOYEES	997	001	3,907,707.19	239,577.40	366,677.46	242,323.57	234,095.37	266,988.95	255,642.01	278,152.34	538,233.83	625.95	430,481.42	278,656.26	7,039,161.75
		670							7,295.76				890.91		8,186.67
CABALLERO, DANIEL	7051	670		298.50							765.20			228.00	1,291.70
CABAZON WATER DISTRICT	8394	660			33,117.73			277,818.74	12,517.75					771,854.42	1,095,308.64
CABRERA, YESENIA LOPEZ-	7864	670								202.34					202.34
CAL CITIES	2496	001							13,949.00						13,949.00
		100								500.00					500.00
CALACT	3726	610							1,230.00						1,230.00
CALDERON, SANDRA B	4577	001		250.00											250.00
CALIF BUILDING STANDARDS COMMISSION	6292	001			385.05			374.40							759.45
CALIFORNIA ASSOCIATION OF CODE	5337	001					200.00		925.00						1,125.00
CALIFORNIA DEPT OF TAX AND FEE ADMN	1756	670			15,392.00			10,399.00				9,728.00		9,222.00	44,741.00
CALIFORNIA LAW ENFORCE ASSN	3780	001	891.00	891.00	891.00	945.00	918.00	891.00	918.00	918.00	918.00	864.00	891.00	864.00	10,800.00
CALIFORNIA LAW ENFORCEMENT ASSOC	6858	001											75.00		75.00
CALIFORNIA MUNICIPAL STATISTICS	6811	001	550.00												550.00
CALIFORNIA PARK & REC SOCIETY	989	001			850.00										850.00
CALIFORNIA PEACE OFFICERS' ASSN	1585	001				1,150.00									1,150.00
CALIFORNIA POLICE CHIEFS ASSN	3210	001							10,300.00				462.00		10,762.00
CALIFORNIA RURAL WATER ASSOCIATION	6455	660								1,507.00					1,507.00
CALIFORNIA STATE TREASURER	7952	660					119.00								119.00
CALIFORNIA UTILITIES EMERGENCY ASSO	7669	670	500.00									500.00			1,000.00
CALIFORNIA WATER ENVIRONMENT	4042	660	287.00	202.00	95.00				202.00	202.00			297.00		1,285.00
		680	95.00	110.00						202.00					407.00
CALIFORNIA, STATE OF	992	700		13,631.00			8,918.00			1,259.00			1,315.00		25,123.00
CALIFORNIA-NEVADA J.A.T.C.	3958	670							15,416.66					32,000.00	47,416.66
CALLAHAN, BRIAN	5171	001							9,120.86	4,560.43	4,560.43	4,560.43		9,120.86	31,923.01
CALOLYMPIC GLOVE & SAFETY CO, INC	95	660			607.61									2,797.05	3,404.66
		670					454.65	1,522.04							1,976.69
CALPERS 457 PLAN - 450260	4051	001	68,856.39	67,160.52	106,889.09	33,647.26	103,172.18	73,431.89	54,314.87	78,017.71	108,540.16	75,051.72	80,568.46	73,255.45	922,905.70
CAMPA, ERIC	7287	001				237.50		992.26						68.00	1,297.76
CANALES, SILVERIO	7796	675					195.00						195.00		390.00
CANON FINANCIAL SERVICES, INC	7078	001	1,195.86	1,226.69	1,066.20	1,035.37	1,035.37	1,952.04	1,241.52	1,038.21	1,132.04	1,035.37	1,035.37	1,195.61	14,189.65
		660	178.45	178.45	178.45	178.45	178.45	178.45	178.45	177.63	195.01	178.45	178.45	178.49	2,157.18
		670	712.01	712.01	712.01	712.01	712.01	712.01	712.01	710.58	778.25	712.01	712.01	712.19	8,609.11
		761	127.70	127.70	127.70	127.70	127.70	127.70	127.70	127.11	139.55	127.70	127.70	127.73	1,543.69
CANYON SPRINGS ENTERPRISES	8313	660			7,125.00	261,962.50	90,368.75	143,640.00						56,462.86	559,559.11
CAPITAL REALTY ANALYSTS, INC	7260	001		1,800.00											1,800.00
		660			4,300.00										4,300.00
		673			3,600.00										3,600.00
CAPPO	8112	001						420.00							420.00
		761						140.00							140.00
CAROLLO ENGINEERS	5350	660				3,092.00	4,787.50					7,356.00			15,235.50
CARON, DOMINIC	8431	675							2,400.00						2,400.00
CARPENTER, MELINDA	8357	675			1,800.00										1,800.00
CARTEGRAPH SYSTEMS LLC	5980	001					6,153.02								6,153.02
CASC ENGINEERING AND CONSULTING INC	6874	001	5,007.00	6,050.50	2,909.00	1,510.50		799.50	511.00	1,601.50	6,001.75	9,767.50	60,730.25	276.00	95,164.50
		100												24,078.05	24,078.05
CASSADAS, ERICA	7086	670	250.00											187.75	437.75
CASTANEDA, SANDRA	6396	001	244.00												244.00
CASTILLO PARTY RENTALS	8393	675					1,560.00								1,560.00

Vendor By Fund By Period

			23												23 Total
Vendor Name	Vendor No	Fund	1	2	3	4	5	6	7	8	9	10	11	12	
CASTILLO, ASHLEY	8477	001										327.75		120.75	448.50
CASTILLO, JORGE IVAN	8078	001												1,364.33	1,364.33
CASTRO, DAVID	8488	702										250.00			250.00
CAVANAUGH & ASSOCIATES, P.A.	7472	660					2,500.00								2,500.00
CBT NUGGETS, LLC	8532	703													
CCMF	6648	001	400.00												400.00
CDW GOVERNMENT, INC	4253	001	1,012.59	8,327.78	311.52	5,105.05	6,537.00	3,084.94	1,180.80	4,241.93	3,649.75	3,848.89	434.48	672.79	38,407.52
		222											2,210.41	4,090.61	6,301.02
		610				117.92									117.92
		660										3,714.26			3,714.26
		670	6,574.35	4,716.45	1,029.15	1,620.44		3,954.49	5,264.07	147.25	70.49		7,741.40		31,118.09
		675					5,889.01								5,889.01
		680												839.01	839.01
		703	393.99	1,457.86	18,385.22	693.71		8,050.00	112.67		220.62	9,352.32	1,584.00	400.85	40,651.24
		761					2,230.17		304.72		54.97	3,340.62		2,571.27	8,501.75
CELL BUSINESS EQUIP-LEASING	7561	670	688.32	688.32	751.74	947.58	751.74	751.74	751.74	751.74	751.74	751.74	751.74	751.74	9,089.88
		761	399.12	399.12	399.12	848.75	399.12		798.24		399.12	439.04	439.04	878.08	5,398.75
CELL BUSINESS EQUIPMENT (CBE)	7033	001	155.56	1,705.18	1,235.09	1,456.77	1,116.83	599.73	649.56	1,363.72	603.28	1,241.00	2,354.11	1,676.12	14,156.95
		660		119.45	112.37	49.49	57.93	36.10	42.41	101.61	80.33	76.71	72.41	54.22	803.03
		670		315.65	204.74	243.73	192.66	164.19	113.85	190.05	146.98	216.73	148.92	174.61	2,112.11
		761		318.97		0.08				700.11	67.14	163.73	152.32	154.29	1,556.64
CENTER ELECTRIC SERVICES, INC	5307	660	16,629.73		10,561.31	43,868.54		26,984.02	15,964.37		6,533.32		10,274.65	11,266.71	142,082.65
CHACON, ARTHUR	5344	001				207.25									207.25
CHANDLER ASSET MANAGEMENT INC	8471	001												1,856.99	1,856.99
CHERRY VALLEY NURSERY AND	2192	810		3,342.39											3,342.39
CHR SERVICES, INC.	7760	001											490.00	630.00	1,120.00
		100											280.00		280.00
		610												840.00	840.00
		660												140.00	140.00
		670											1,470.00	210.00	1,680.00
		680													
		702											70.00	140.00	210.00
		703												140.00	140.00
		761												700.00	700.00
CI SOLUTIONS	5838	001	995.00					194.87							1,189.87
CI TECHNOLOGIES, INC.	7985	001					2,400.00								2,400.00
CINTAS CORPORATION	7061	001	194.80	109.46	104.86	428.46	146.10	298.34	604.36	332.84	543.85	927.40	409.83	993.25	5,093.55
		100								166.40	420.29	330.82	1,019.76	464.96	2,402.23
		610												2,996.96	2,996.96
		660						132.58	627.52	672.46	1,049.45	682.61	804.72	205.11	4,174.45
		670	958.07	967.87	1,270.70	1,192.64	1,207.16	1,526.42	1,189.02	1,203.09	1,509.64	1,317.05	1,445.77	1,599.01	15,386.44
		680						29.18	147.54	144.17	131.42	104.53	118.56	29.64	705.04
		702												1,962.01	1,962.01
CITY CLERKS ASSN OF CALIFORNIA	1476	001							500.00						500.00
CITY OF BANNING (BNG)	8274	001	778.34	778.34	778.34	778.34	778.34	778.34	778.34	778.34	778.34	778.34	778.34	778.34	9,340.08
CITY OF BANNING UTILITIES	7992	810				1,590.83	757.44	979.78	1,108.28	1,162.71	1,963.77	1,144.97	677.13	723.38	10,108.29
CITY OF SANTA ANA	8435	001								1,250.00					1,250.00
CIVICPLUS	5418	001			2,260.45										2,260.45
		610			1,130.05										1,130.05
		703	16,892.04												16,892.04

Vendor By Fund By Period

			23												23 Total
Vendor Name	Vendor No	Fund	1	2	3	4	5	6	7	8	9	10	11	12	
CLARK, DOROTHY JEAN	7357	670								149.73					149.73
CLA-VAL	2125	660	0.00					10,009.98	7,579.35	11,714.41	24,463.39	6,351.96	8,064.40	63,722.72	131,906.21
		661													
CLEAN DIESEL SPECIALISTS	8234	702			271.18										271.18
CLEAN ENERGY	8317	702		4,280.23	2,073.08					11,985.55	3,179.83	560.00			22,078.69
CLEAN HARBORS ENVIRONMENTAL	8137	702		25.00								1,349.13			1,374.13
CLEVELAND, ANGELA AND CHRIS	8550	670												110.55	110.55
CLIFTONLARSONALLEN LLP	8057	001	3,150.00	4,766.00	4,385.00		3,360.00	2,310.00	420.00	6,413.90	905.96	2,108.51			27,819.37
		005					2,100.00		2,625.00	1,760.00					6,485.00
		600													
		660					525.00		525.00	1,810.00					2,860.00
		670		2,500.00						1,750.00					4,250.00
		680					525.00		525.00	1,810.00					2,860.00
		761		3,549.00	4,410.00		5,040.00	3,465.00	630.00	5,321.10	1,358.95				23,774.05
		810					1,575.00		1,050.00	1,430.00					4,055.00
CLINKSCALE, LAVONIA	6931	675						195.00							195.00
COFFEY, BENJAMIN	6703	670	70.00									201.50			271.50
COLLINS, ELIZABETH	5468	675					195.00						195.00		390.00
COLONIAL INSURANCE	5877	001	33,595.66	32,268.19	32,400.26	33,583.77	32,657.29	33,190.32	32,980.61	32,694.75	32,950.89	33,181.77	32,912.60	34,217.47	396,633.58
COLUMBARO, NOLA	7857	670								99.77					99.77
COMCATE SOFTWARE, INC	6863	001	8,818.50												8,818.50
COMDIRECT, INC	6464	001	7,605.00											7,625.00	15,230.00
COMMUNITY WORKS DESIGN GROUP	8238	690	4,778.75				7,194.97								11,973.72
COMPETITIVE PAINTING	8307	001		9,800.00											9,800.00
CONCENTRA MEDICAL CENTERS	8153	001	695.00	435.00	805.00	320.00	730.00	755.00	595.00	1,162.00	1,257.00	550.00	2,073.00	1,621.00	10,998.00
CONSOLIDATED ELECTRICAL	120	001		1,296.84	497.64	40.70		36.79				111.20	333.60	938.83	3,255.60
CONTAINER ALLIANCE	8404	110							4,814.60						4,814.60
COOK, APRIL	8551	670												95.53	95.53
COOPERATIVE PERSONNEL SVCS.	1022	001						1,094.50	(70.00)	598.00	528.00	705.50	608.50		3,464.50
CORE & MAIN, LP	7772	660	1,635.78		18,996.98			8,071.47	13,040.65	4,737.48	42,356.86	13,832.73	21,444.85	218.65	124,335.45
		810	1,528.55												1,528.55
CORNELL, JOE	8380	675					32.50						195.00		227.50
CORNERSTONE DEVELOPMENT CO.	8000	673	15,100.00		59,075.00	24,555.00	10,020.00	5,040.00			1,545.00				115,335.00
CORPORATION SERVICE COMPANY	8102	001	250.00	185.00	30.00	180.00	160.00	25.00	166.00		362.00	50.00	68.00	200.00	1,676.00
CORRAL, DANIEL	7358	670								21.02					21.02
CORTEZ-JASSO, VICTOR	7036	670												157.75	157.75
COSENTINO, MARTHA	4418	610		171.00						67.87					238.87
		702								126.05					126.05
COST RECOVERY SYSTEMS, INC	6727	001									6,750.00				6,750.00
COUNSELING TEAM INTERNATIONAL, THE	2232	001		300.00											300.00
		700	700.00	700.00	1,700.00		1,025.00	1,000.00	700.00	1,325.00	700.00	700.00	1,175.00	1,700.00	11,425.00
COUNTY OF RIVERSIDE DOEH	1901	001	156.00										4,946.00		5,102.00
		600											1,882.00		1,882.00
		680										1,725.00	9,296.00		11,021.00
COUSAR, JAMES	8129	675					769.90								769.90
COUTS HEATING & COOLING, INC	5345	001	1,573.90	11,799.07	1,560.07	2,067.75	3,311.34	900.00	2,611.57		2,135.63			5,900.91	31,860.24
		670						12,750.00							12,750.00
		702									13,430.02				13,430.02
COZAD & FOX, INC	5257	660													
		680											1,913.00		1,913.00

Vendor By Fund By Period

			23												23 Total
Vendor Name	Vendor No	Fund	1	2	3	4	5	6	7	8	9	10	11	12	
COZAD & FOX, INC	5257	840													
		855													
CRABTREE, JEFFREY	7626	675						195.00						195.00	390.00
CRAGHEAD, VERONICA	5157	670												157.75	157.75
CRAIN, MARK	8385	675					130.00						195.00		325.00
CREATIVE BUS SALES INC	3412	610													
		702	239.77	654.35			2,533.75	4,341.40	658.56	4,249.50	1,270.68		22,866.34		36,814.35
CRIME SCENE STERI-CLEAN, LLC	6507	001				1,400.00									1,400.00
CROSSTOWN ELECTRICAL & DATA	8305	100		134.46	1,269.50	1,783.92	1,271.91	1,293.47	2,028.39	1,781.02	2,553.30	472.00	4,253.60	2,809.80	19,651.37
CSMFO	2954	001							250.00		125.00				375.00
CUMMINS SALES AND SERVICE	4047	702	1,504.30								58.80		226.39	38.80	1,828.29
CUSTOM TROPHIES & UNEEK AWARDS	7774	001	473.66	290.92	180.47	2,076.61		203.64	161.62	87.26	785.22		72.73		4,332.13
		675		210.11										135.76	345.87
CUSTOM TRUCK ONE SOURCE	8160	670													
CV STRATEGIES	7096	610													
		660													
		680													
		690					3,007.31		200.00		1,884.67			2,383.75	7,475.73
CYBERTEK COMPUTER & NETWORKING SVCS	7949	703													
CYBERTIME NETWORK COMMUNICATIONS	6189	001		170.00											170.00
		660		3,800.00	1,900.00	1,900.00	1,900.00	1,900.00	3,800.00		1,900.00	1,900.00	1,900.00	1,900.00	22,800.00
		703		1,398.00	4,554.00	699.00	699.00	699.00	1,398.00		699.00	699.00	699.00	699.00	12,243.00
		810	1,500.00												1,500.00
D&C SOUND	7677	001													
D&M JOB INC.	7696	001	696.72	425.18	161.63	856.19	64.65	654.78	334.03		1,687.43		323.25		5,203.86
		100					242.44								242.44
		610						269.48	439.62		258.91				968.01
		660	775.80							164.78				404.06	1,344.64
		670	275.69		517.20			674.36			323.25				1,790.50
		675							323.25						323.25
		690							269.38	328.64					598.02
		703											96.98		96.98
		761			523.41					341.78		150.85			1,016.04
DAFT, BARBARA	7601	670								123.53					123.53
DANGELO CO	5766	660				21.55							2,740.22		2,761.77
DANIEL R HOUSER INC	8220	660				4,800.00									4,800.00
		670				2,175.00									2,175.00
		761				300.00									300.00
DATUIN JR, CORNELIO	5335	001			49.96						1,091.49		261.45	107.36	1,510.26
DAUGHERTY, KAYLEE	7538	001					500.00								500.00
DAVILA, BERTHA	7039	675						195.00						195.00	390.00
DAVIS, JOSEPH	8537	675												195.00	195.00
DAVIS, RANDOLYN	6983	675						195.00						195.00	390.00
DBT TRANSPORTATION SERVICES, LLC	7950	600	6,750.00						14,842.94	1,500.00					23,092.94
DEGUIRE WEED ABATEMENT, INC	7691	001							267.00					7,227.00	7,494.00
DEGUZMAN, MILDRED	6773	675					195.00						195.00		390.00
DELGADO, RITA	8494	001											390.00		390.00
DELL MARKETING LP	3787	001					4,454.49								4,454.49
DELONEY, JAMES DEAN	8373	675				629.69									629.69
DELTA DENTAL INSURANCE COMPANY	8123	001	502.16	626.60	435.42	533.62	579.34	485.30	572.22	536.24	582.32	474.02	402.86	476.28	6,206.38

Vendor By Fund By Period

			23												23 Total
Vendor Name	Vendor No	Fund	1	2	3	4	5	6	7	8	9	10	11	12	
DELTA DENTAL OF CALIFORNIA	8108	001	8,125.17	10,068.80	6,560.70	8,174.21	7,451.18	7,767.34	7,641.57	7,910.49	8,037.94	7,904.59	8,260.88	8,919.78	96,822.65
DEMOSS, DANIEL	8356	675			1,800.00										1,800.00
DENEMBO, JOSEPH	8491	675											1,800.00		1,800.00
DEPARTMENT OF COMMUNITY SERVICES	5667	001									16,894.76				16,894.76
		670												587.55	587.55
DEPT. OF INDUSTRIAL RELATIONS	2492	001												731.25	731.25
DESAI, AJIT	7600	670								264.08					264.08
DEWETT, TOM & LORAY	6255	670								168.85					168.85
DIAMOND ENVIRONMENTAL SERVICES	6517	001	801.48		285.60	285.60				307.60					1,680.28
		100											392.04		392.04
		690				85.20			190.40					182.40	458.00
		810	860.61	984.08	1,070.26	1,070.26	1,070.26	1,070.26	1,070.26	1,080.97	1,080.97	1,080.97			10,438.90
DIAMOND HILLS CHEVROLET BUICK GMC	7082	702		317.67	1,273.73	827.93			656.69					1,452.47	4,528.49
DIAZ, JAVIER AND MELISSA	8552	670												104.96	104.96
DIAZ, RICHARD D	4597	670												465.86	465.86
DIGITAL SCEPTER CORPORATION	7666	703		8,160.00											8,160.00
DIMITRIJEVICH, JAMES	6969	670		(120.00)											(120.00)
		675		(190.00)											(190.00)
DIS-TRAN PACKAGED SUBSTATIONS, LLC	7069	673		235,855.50											235,855.50
DIVISION OF THE STATE ARCHITECT	6603	001				210.80		218.80			205.20			208.00	842.80
DLT SOLUTIONS, LLC	5302	001											705.05		705.05
		660											320.48		320.48
		670							7,795.72						7,795.72
		680											256.37		256.37
DMC POWER INC	8070	670		6,413.28			3,013.12		1,201.68		3,594.54				14,222.62
DOBBINS, DEANN LOUISE	7512	001	40.60		99.40	26.60	21.00	2.80		18.20		893.09		57.40	1,159.09
DOCUSIGN, INC	8251	001										15,909.15			15,909.15
		670										2,099.85			2,099.85
DON'S PETROLEUM EQUIPMENT SERVICES	8165	600		3,232.50											3,232.50
DREAMSEATS LLC	8428	001									3,916.72				3,916.72
DRIVESAVERS INC	8140	680													
DSLC ENTERPRISE LLC	8486	001										10,000.00			10,000.00
DUDEK	7112	660							3,676.50	10,293.75	22,318.87	10,182.37	19,854.00	50,590.12	116,915.61
DUKE'S ROOT CONTROL INC	5820	680									25,000.00				25,000.00
DUNN, TERRY	3204	702												1,500.00	1,500.00
DUPRE JR, ANTONIO	8497	001											338.31		338.31
DYNAMIC BUILDING MAINTENANCE INC	7944	001	6,186.00		6,186.00	12,372.00	6,186.00	7,686.00	7,686.00	7,686.00	7,686.00	7,150.28	7,686.00	10,586.00	87,096.28
E CONSERVATION CONSTRUCTION	8320	001	18,570.00												18,570.00
E.R. BLOCK PLUMBING	7839	660			1,980.00	3,090.00	2,700.00	8,040.00	6,167.81	3,270.00	1,744.69	3,478.13			30,470.63
EAGLE AERIAL SOLUTIONS	8263	660											26,936.00		26,936.00
ECCLESTON, CHARLES	7359	670								202.93					202.93
ECCLESTONE, CHERYL	7195	675						195.00						195.00	390.00
ECS IMAGING , INC	4275	703	26,450.00												26,450.00
ECWEST	8408	001							582.88						582.88
EDGELL, ANNIE	6692	675					195.00						195.00		390.00
EIGHTH IRISH GRUB AND TAP HOUSE LLC	8410	001						10,000.00							10,000.00
ELECTRIC POWER SYSTEMS INT, INC.	7380	670													
		673	198,757.98	407,986.00	585,042.22	603,507.25	272,045.00	133,942.52	162,830.17	85,347.20	92,151.50	53,630.00	54,260.00	53,306.88	2,702,806.72
ELECTROMARK COMPANY	1479	670		425.43			1,208.43					5,099.06	1,490.00		8,222.92
ELITE FIRE PROTECTION, INC	7775	001	1,241.90		387.58								1,785.94		3,415.42

Vendor By Fund By Period

			23												23 Total
Vendor Name	Vendor No	Fund	1	2	3	4	5	6	7	8	9	10	11	12	
ELITE FIRE PROTECTION, INC	7775	100	259.55												259.55
		660	268.50												268.50
		670	358.00												358.00
ELLIOTT, PATRICIA	8144	675						195.00						195.00	390.00
ELY, JOHN	8430	675							2,400.00						2,400.00
ENGINEERING RESOURCES OF SO CA	7565	001		121,174.21	241,503.11	110,084.46	117,916.54		110,855.88	112,858.01	114,154.85	133,154.89	127,506.30	127,211.38	1,316,419.63
		673													
ENTERPRISE FM TRUST	7536	001	5,382.47	5,382.47	5,382.47	5,382.47	5,382.47	5,382.47	5,382.47	5,382.47	5,359.50	5,086.85	5,086.85	5,086.85	63,679.81
		100	3,811.61	3,811.61	3,811.61	3,811.61	3,811.61	3,811.61	3,811.61	3,811.61	3,783.40	3,678.40	3,678.40	3,468.49	45,101.57
		660	8,171.31	8,171.31	8,171.31	8,171.31	8,171.31	8,171.31	8,171.31	10,276.83	10,438.20	7,897.77	7,897.77	7,537.20	101,246.94
		670	5,551.19	(16,906.78)	3,685.16	3,685.16	22,804.13	3,685.16	3,685.16	3,685.16	3,650.70	(1,123.02)	3,495.95	3,495.95	39,393.92
		690											9,786.12		9,786.12
		702	1,359.49	1,359.49	1,359.49	1,359.49	1,359.49	1,359.49	2,024.79	1,362.26	1,362.26	1,266.65	1,266.65	744.69	16,184.24
		761	473.32	473.32	473.32	473.32	473.32	473.32	473.32	473.32	473.32	441.65	441.65	441.65	5,584.83
ENTERPRISE RENT-A-CAR	2753	001												495.63	495.63
EPSILON ENGINEERING	8489	430													
ESPITIA, ARTURO	8520	660											125.00		125.00
		680											125.00		125.00
ESTERSON, LORI	7969	675						195.00						195.00	390.00
ETHIER, GREG	8302	675					195.00						195.00		390.00
EVERBRIDGE, INC	7534	001				504.00									504.00
		660				630.00									630.00
		670				1,260.00									1,260.00
		680				630.00									630.00
		690				2,016.00									2,016.00
FAITH IN ACTION	8436	810								1,557.77	6,974.40			19,690.60	28,222.77
FALEN LAW OFFICES, LLC.	7651	660		7,210.00	7,560.00	1,400.00	2,240.00	3,710.00		5,670.00	3,430.00	2,284.00		19,719.04	53,223.04
FALTO, CONSTANCE	7102	675						195.00						195.00	390.00
FARWEST LINE SPECIALTIES	3689	670		424.64	293.82	1,081.05		5,921.18	4,993.15		5,345.74	495.65	1,025.07	962.07	20,542.37
FAST LUBE & TUNE	6794	702	231.26	636.00	502.49	363.02	223.26	213.72	103.85	123.99					2,397.59
FEDERAL LICENSING INC	2594	600					119.00								119.00
FEDEX	1078	001	98.66	219.67	202.38	74.86	10.31				36.07			24.47	666.42
		670									31.04	2.48			33.52
		761							53.43		4.27				57.70
FEOLA, JOSEPH	2840	001						10,814.66	5,407.33	10,814.66					27,036.65
FERRELLGAS LP	1081	660					871.84	866.26	1,925.56	978.26					4,641.92
FIKSE, LEON & HARRIET	7599	670								18.89					18.89
FIREHOUSE INNOVATIONS LI INC	8437	001								9,180.00					9,180.00
FIRST AMERICAN TITLE COMPANY	7554	001												1,200.00	1,200.00
		670		5,200.00		(750.00)									4,450.00
	8468	661									252,717.00				252,717.00
FIRST INDUSTRIAL AQUISITION II INC	8418	001						875,000.00							875,000.00
FISHER, SHARON	7361	670								207.52					207.52
FLAMINGO'S EVENT PLANNER	6164	001		300.00											300.00
FLATH, GEORGE & SANDRA	6257	670								164.26					164.26
FLETCHER, CORAL	8535	675												97.50	97.50
FLETCHER, TERRI	5651	675					195.00						195.00		390.00
FLINT, AUSTIN	8451	001								36.03					36.03
FLOYD SR, ERNEST	6978	001		164.00										275.30	439.30
FLUID COMPONENTS INTERNATIONAL LLC	4927	680								2,569.76					2,569.76

Vendor By Fund By Period

			23												23 Total
Vendor Name	Vendor No	Fund	1	2	3	4	5	6	7	8	9	10	11	12	
FLYNN, SHERI	7486	001							503.17				97.08	61.44	661.69
FORESTER, CHRISTIAN	7498	670												276.19	276.19
FORHANE, DONALD	8378	675					1,600.00								1,600.00
FOSTER & FOSTER CONSULTING	8370	700									17,500.00				17,500.00
FOSTER, SCOTT	6062	001							335.89			336.25			672.14
FOX CINEMA IS DPLACE	8265	001						10,000.00						1,620.00	11,620.00
FRANCO, JUAN	7218	670						250.00			202.25				452.25
FRAVOR, ANNE	8553	670												544.77	544.77
FREY, KEVIN	8450	001									491.92				491.92
FRITTS FORD	7713	001													
FRONTIER COMMUNICATIONS	7053	001	5,391.08	5,078.88	4,732.83	4,887.19	4,897.55	5,213.47	5,613.79	5,223.48	5,652.94	5,362.61	5,364.52	5,108.59	62,526.93
		660	762.74	781.60	826.82	826.82	818.98	825.42	913.06	1,016.94	1,016.74	1,016.74	970.27	970.31	10,746.44
		670	1,315.29	1,322.48	1,338.44	1,338.44	1,334.75	1,341.19	1,372.13	1,400.13	1,400.13	1,400.13	1,382.50	1,382.94	16,328.55
		702	96.60	98.93	104.25	104.25	103.05	109.49	119.80	133.01	133.01	133.01	126.71	127.39	1,389.50
		703	463.88	463.88	468.88	468.88	468.88	468.88	473.72	468.88	468.88	468.88	468.88	468.88	5,621.40
FRUGIUELE, EDWARD & LESLIE	7861	670								244.45					244.45
FUENTES, RAMON	8224	001				340.00									340.00
FUN EXPRESS	7117	001	57.88	1,275.62	132.57	1,159.65	253.11		85.28		309.46	63.89	1,855.35		5,192.81
G & G ENVIRONMENTAL COMPLIANCE, INC	5602	660	868.75					450.00				90.00	132.97		1,541.72
		680	2,916.35	836.88		2,105.63	2,163.75	1,886.25	2,818.75	1,422.16	1,555.58	2,176.12	1,785.00		19,666.47
G/M BUSINESS INTERIORS	5207	761													
GALLS, LLC	6704	001	3,914.23			677.55	377.73	262.55	2,312.44			2,154.45	120.14	4,924.08	14,743.17
GAMBILL, JOHN	8402	675						2,400.00							2,400.00
GAME TIME	4506	001									6,562.07				6,562.07
GARBELL, DERRICK	8462	675									2,400.00				2,400.00
GARCIA, EDITH	7555	670											3,960.71	250.00	4,210.71
		675										95.50			95.50
GARCIA, JANETH	7167	670												80.93	80.93
GARDA CL WEST INC	2589	761	1,375.77	1,264.95	1,157.02	1,204.30	1,309.06	1,276.16	1,283.67	1,217.38	1,249.22	1,164.08	1,214.15	1,538.26	15,254.02
GAS COMPANY, THE	1375	001	4,523.95	3,268.91	2,915.40	4,250.59	8,595.76	8,107.96	15,236.74	11,136.42	4,429.05	2,395.20	2,209.54	3,974.74	71,044.26
		100	8.65	3.22			118.96	225.05	591.52	348.73	260.38	147.49	65.69	54.90	1,824.59
		600	48.50		23.55	21.98	88.97	164.88	379.55		188.74	71.52	33.40	32.64	1,053.73
		660	19.29	7.22			265.40	502.02	1,319.54	777.90	580.88	329.01	146.55	122.49	4,070.30
		670	19.30	7.22			265.40	502.02	1,319.54	777.90	580.88	329.01	146.55	122.49	4,070.31
		702	19.29	7.22			265.40	502.02	1,319.54	777.90	580.88	329.01	146.55	122.49	4,070.30
GEOCON WEST INC	8267	673													
GERVAIS, CAREY & DIGNA	7364	670												64.51	64.51
GIFFORD, AMBER	6664	001				15.75									15.75
GIRL SCOUTS OF SAN GORGONIO COUNCIL	8316	001		2,250.00											2,250.00
GLENN, JANE	8346	675			1,600.00										1,600.00
GLICKMAN, SANDRA	7168	670								204.44					204.44
GLOBAL INDUSTRIAL	8499	660											5,392.41	82.91	5,475.32
GM FINANCIAL LEASING	7921	610									22,871.47				22,871.47
		675	404.63	424.86	404.63	404.63	404.63	404.63	424.86	404.63	404.63				3,682.13
GOLDEN BELL PRODUCTS INC	3223	680										21,275.00			21,275.00
GOLDEN STAR TECHNOLOGY, INC	7912	001													
		148													
GONZALES, REUBEN	8396	001							503.17				367.67		870.84
GONZALEZ, ARMIDA	6536	675					195.00						195.00		390.00
GONZALEZ, GENE	8570	001												51.20	51.20

Vendor By Fund By Period

			23												23 Total
Vendor Name	Vendor No	Fund	1	2	3	4	5	6	7	8	9	10	11	12	
GONZALEZ, HELENE	7862	670										11.31			11.31
GONZALEZ, JOSE	7863	670								84.08					84.08
GONZALEZ, OSCAR & MARIA	7598	670								244.45					244.45
GOOD GUARD SECURITY	8282	810	21,168.00		20,832.00	20,160.00	20,832.00	19,488.00	21,168.00	21,504.00	19,152.00	40,992.00	5,208.00		210,504.00
GOPHER SPORT	7682	001							348.48						348.48
GOSCH FORD HEMET	4982	675								60,871.24					60,871.24
GOVERNMENT FINANCE OFFICERS ASSN	2077	001								250.00					250.00
GOVERNMENTJOBS.COM, INC	7235	001	24,655.81									3,148.21			27,804.02
		222										133,200.00			133,200.00
GOVINVEST,INC	7927	001			9,333.00										9,333.00
GRAFIX SYSTEMS	6951	001									5,500.53				5,500.53
GRAINGER	448	001						280.26	673.36					532.59	1,486.21
		660								594.26		563.76		148.95	1,306.97
		670		59.31		211.80			1,007.88					1,988.64	3,267.63
		702	1,299.19	451.55	91.98	459.28	335.53	1,024.45	314.82	438.24	853.84	5,238.80	3,852.93	(465.59)	13,895.02
GRANDAVE CAPITAL, LLC	8417	001						250,000.00							250,000.00
GRANICUS LLC	8524	222													
		705													
GRANT MANAGEMENT USA	8414	001							595.00				595.00		1,190.00
GRANT, SHARON	7795	670						150.00						150.00	300.00
GRAVES, JILLIAN AND DE'ANTHONY	8554	670												110.53	110.53
GRAY, DUSTIN	6888	670				800.96									800.96
GREYBAR PRINTING	2470	001				477.41	72.73		246.92					83.50	880.56
GROWTH DEVELOPMENT MARKETING	7871	673	88,496.47		26,712.74			17,698.00						60,360.10	193,267.31
GRUNEWALD, JAMES	8383	690					58.03				82.92				140.95
GUZMAN, SUSANA	7288	675					195.00						195.00		390.00
H & L CHARTER CO, INC	6308	001												3,660.00	3,660.00
HAAKER EQUIPMENT COMPANY	205	660												4,143.65	4,143.65
		680				3,933.25		3,483.43	1,940.34					52,291.09	61,648.11
		702				3,317.23									3,317.23
HACH COMPANY	1127	680			900.25			13,528.23							14,428.48
HAHN, MICHAEL	7263	660	91.00									250.00	235.00		576.00
HALLOCK, DENNIS	6232	675					195.00						195.00		390.00
HAMNER, MATTHEW	7620	001			300.00										300.00
HAMPTON, PATRICIA	5391	675						195.00						195.00	390.00
HANRAHAN, KATHLEEN	8555	670												129.53	129.53
HAPPE, DAVID	7611	001											373.27		373.27
HARDY & HARPER, INC	6817	101													
		102													
HARGROVE, JOHN	7777	761								250.00					250.00
HASENPFLUG, RICK	6259	670								240.92					240.92
HATCH, VICTORIA	8446	675								1,600.00					1,600.00
HAWK ANALYTICS, INC	8118	001	4,995.00												4,995.00
HAWK, MARGARET	7434	670					150.00						150.00		300.00
HAWLEY, CAMERON	5553	670											209.15		209.15
HAZEN AND SAWYER	6977	660		8,522.50	1,692.50										10,215.00
		661	4,207.50	4,595.00		2,427.50		2,312.50	2,073.50			980.00		40,975.20	57,571.20
HDL COREN & CONE	2920	001	3,556.25		695.00	3,556.25			3,750.00			3,750.00			15,307.50
HDL SOFTWARE, LLC	3378	001	3,084.71												3,084.71
HEADLEY, MARTIN	6804	675						195.00						195.00	390.00

Vendor By Fund By Period

			23												23 Total
Vendor Name	Vendor No	Fund	1	2	3	4	5	6	7	8	9	10	11	12	
HEALY, PATRICK	8440	675								1,500.00					1,500.00
HEAPE, SAMANTHA	8330	001			955.50	563.50	465.50	245.00	364.00	308.00	273.00	252.00		17.50	3,444.00
HEISS, SUZANNA	7987	675					195.00						195.00		390.00
HEMET VALLEY TOOL, INC	7766	660					606.04	1,656.14							2,262.18
HENKE, DAVID	8388	675					2,400.00								2,400.00
HENRICH, ROBERT	7003	670												79.93	79.93
HERC RENTALS INC.	6746	100												6,431.14	6,431.14
		670	6,666.31	5,696.20				2,909.82							15,272.33
		674													
HERNANDEZ, CARLA	7557	001	1,050.00	805.00	910.00	945.00	866.25	805.00	875.00	665.00	875.00	980.00	1,015.00	1,085.00	10,876.25
HERRERA, SANDRA	8036	675						195.00						195.00	390.00
HERWIG, CAROL & BRUCE	8372	675				2,400.00									2,400.00
HESLOP, STEVE	8389	675					3,000.00								3,000.00
HI LINE UTILITY SUPPLY	8183	670													
HILL CRANE SERVICE, INC	8375	673									11,500.00				11,500.00
HINDERLITER DE LLAMAS & ASSOCIATES	2370	001		1,449.75				1,579.68			1,771.01			1,575.22	6,375.66
HIXSON, JOSHUA	8145	001		76.50					13.50	165.75					255.75
HOME DEPOT #8987	5365	001	215.86	702.70	165.65	526.29	2,471.82	167.28	1,058.19	600.20	711.48	1,805.02		1,805.31	10,229.80
		100		64.43		199.29	359.75		598.01	619.56	598.01		198.07		2,637.12
		660			250.72	387.96	380.92	800.29	1,060.45	696.86			506.40	3,127.82	7,211.42
		670	196.02	5,308.09	578.66	240.76			40.21	439.76	1,868.85	1,255.49	1,281.72	1,250.33	12,459.89
		673				102.30		326.76	53.26	443.20					925.52
		675	390.90	2,326.97	573.39		1,148.53	125.36						278.84	4,843.99
		680										124.54			124.54
		761	63.26				336.51			75.38	32.91	61.39		188.20	757.65
		810	3,413.90						16.13	484.62	347.80				4,262.45
HOPKINS, VICKI	7624	675						195.00						195.00	390.00
HORIZONS CONSTRUCTION CO, INT'L	7999	840													
HORN, JEFF	7851	001							189.75			48.00	653.25	353.25	1,244.25
HORSMAN, CURTIS	8362	675			2,400.00										2,400.00
HOSEQUICK	7711	702	274.38		261.13										535.51
HUBBURT, KEVIN	8324	001		12.75							12.00				24.75
HUERTA JR., GILBERT	7697	001	595.00	525.00	829.50	812.00	899.50		577.50	595.00	917.70	630.00	612.50	455.00	7,448.70
HUNGERLE, HUBERT	7366	670		127.58											127.58
HUNTER, MICHAEL	8425	001							4,198.00						4,198.00
HYDRO TEK SYSTEMS, INC.	229	702							449.79						449.79
HYDROTEX PARTNERS, LTD	6448	660									2,884.12				2,884.12
HYUNDAI MOTOR FINANCE	7946	675	500.51	520.51	500.51	520.51	500.51	520.51	500.51						3,563.57
I.B.E.W. LOCAL 47	1146	001	7,736.36	7,804.12	7,905.39	7,662.84	8,114.54	8,786.63	9,173.55	9,227.52	9,304.72	9,313.44	9,421.31	9,630.88	104,081.30
I.B.E.W. LOCAL 47 (PAC)	4086	001	40.00	40.00	40.00	40.00	40.00	40.00	40.00	40.00	40.00	40.00	40.00	40.00	480.00
IBEW LOCAL 47 RETIREE MEDICAL TRUST	5217	001	4,218.23	4,313.27	4,350.12	4,301.12	4,480.11	9,395.71	5,601.43	5,235.64	5,288.42	5,185.02	5,250.97	8,322.48	65,942.52
ICMA	2720	001										1,200.00			1,200.00
ICMA RETIREMENT TRUST 457	2297	001	900.87	901.14	901.14	901.14	901.14	1,076.14	1,555.62	1,555.62	1,555.62	1,555.62	1,555.62	1,076.14	14,435.81
IMEG CORP	7993	600													
IMPERIAL SUPPLIES, LLC	7970	702											457.81	756.60	1,214.41
INDUSTRIAL RUBBER & SUPPLY, LLC	8167	660													
		680													
INDUSTRIAL SCIENTIFIC CORP	5357	670				3,281.36									3,281.36
INFOSEND, INC	6490	001				720.00									720.00
		660			13,669.10				1,276.00					734.57	15,679.67

Vendor By Fund By Period

			23												23 Total
Vendor Name	Vendor No	Fund	1	2	3	4	5	6	7	8	9	10	11	12	
INFOSEND, INC	6490	675			2,403.90										2,403.90
		690									16,114.38				16,114.38
		761	9,989.15	7,618.27	10,933.68	8,490.98	6,367.12	9,916.18	4,929.49	5,440.23	10,661.33	2,850.82	2,983.83	17,716.33	97,897.41
INLAND KENWORTH (US) INC	8215	100												15,473.05	15,473.05
		132												188,302.90	188,302.90
		690												15,079.11	15,079.11
INLAND WATER WORKS SUPPLY CO.	2274	660	17,306.19				73,905.73	25,270.16	22,895.00	19.40	6,764.77	37,266.95		41,329.84	224,758.04
INNER-TITE CORP	3748	670					8,085.57								8,085.57
INNOVATIVE EMERGENCY EQUIPMENT	7066	001									20,477.22	38,448.19	42,226.47		101,151.88
		148													
		702	326.79		53.37	256.81	75.00	134.81					180.00	804.71	1,831.49
INNOVATIVE FEDERAL STRATEGIES	6624	001	1,708.01	1,759.04	1,704.25	1,704.25	1,704.25	1,704.25	2,037.86	1,704.25	1,704.25	1,704.25	1,869.47	1,708.27	21,012.40
		660	1,708.02	1,759.03	1,704.25	1,704.25	1,704.25	1,704.25	2,037.87	1,704.25	1,704.25	1,704.25	1,869.46	1,708.26	21,012.39
		670	421.68	434.27	420.75	420.75	420.75	420.75	503.12	420.75	420.75	420.75	461.54	421.74	5,187.60
		680	421.68	434.27	420.75	420.75	420.75	420.75	503.12	420.75	420.75	420.75	461.54	421.74	5,187.60
INNOVYZE, INC.	7779	660	4,095.00												4,095.00
INTERNAL REVENUE SERVICE	2484	001	430,450.63	576,952.21	396,861.32	366,146.41	391,834.54	435,628.80	599,576.78	396,741.51	420,120.06	470,436.53	483,887.55	453,315.20	5,421,951.54
IRON MOUNTAIN INFORMATION MGMT, LLC	6816	670	197.84	43.72	43.13	42.99	86.84		173.46	128.33	127.89	130.69		217.86	1,192.75
ISSAC, GERALD	8530	675												2,400.00	2,400.00
ITRON, INC.	2483	670		66,705.00											66,705.00
		673											14,306.61	125,775.18	140,081.79
J & R CONCRETE PRODUCTS, INC.	2740	670						3,507.26		312.91					3,820.17
J. G. TUCKER & SON INC	5857	660													
J.P. NELSON & SONS CONSTRUCTION INC	6354	001		3,900.00			1,290.00						706.00	12,145.27	18,041.27
JACKSON, JOHN H.	7670	001					168.00				441.00				609.00
JAUREGUI, ROBERTO	7122	001	3,188.69	13.50	76.50	(51.00)	488.25	12.00	18.00		85.50		274.00		4,105.44
JAVOR, GEORG & SHIRLEY	7597	670								6.55					6.55
JEWS, NICOLE	8232	001				213.50			170.50		212.00			547.00	1,143.00
JIMENEZ, LINDA	7040	001		12.75	261.75	25.50		4,026.92			59.50			170.00	4,556.42
JMAR ENVIRONMENTAL INC	8426	702										4,885.78			4,885.78
JNE POLYGRAPH LLC	8039	001		395.00	3,555.00		790.00	395.00	1,185.00		790.00	790.00		2,370.00	10,270.00
JOE A GONSALVES & SON	5701	001	1,200.00	1,200.00	1,200.00	1,200.00	1,200.00	1,200.00	1,200.00	1,200.00	1,400.00	1,400.00	1,400.00	1,400.00	15,200.00
		660	1,200.00	1,200.00	1,200.00	1,200.00	1,200.00	1,200.00	1,200.00	1,200.00	1,400.00	1,400.00	1,400.00	1,400.00	15,200.00
		670	300.00	300.00	300.00	300.00	300.00	300.00	300.00	300.00	350.00	350.00	350.00	350.00	3,800.00
		680	300.00	300.00	300.00	300.00	300.00	300.00	300.00	300.00	350.00	350.00	350.00	350.00	3,800.00
JOHN C CHOE, DDS INC	8454	001									10,000.00				10,000.00
JOHNSON, EVELYN	8379	675					287.50						195.00		482.50
JOHNSON, VIVETTE	7929	675						195.00						195.00	390.00
JOHNSON, WILLIAM	8341	001				420.00	392.00	448.00	336.00	280.00	252.00	506.10	458.50	466.19	3,558.79
JON'S FLAGS & POLES, INC	7776	001										379.82		273.15	652.97
		100		527.44											527.44
		600			250.13										250.13
JORDON, TIFFANY	7170	670												110.63	110.63
JORGENSON LOCKERS	8300	810													
JOSEPH MCKAY TTEE	8419	001						875,000.00							875,000.00
KAISER FOUNDATION HEALTH	842	001	61,710.89	53,945.09	62,584.89	61,823.58	58,270.09	55,508.52	55,851.42	57,916.15	48,620.22	47,603.50	57,250.72	66,382.83	687,467.90
KAKISH, BISHARA	8195	675						195.00						195.00	390.00
KEITH KILMER	7884	001	3,451.88		4,250.84		2,661.10				5,045.87			1,050.00	16,459.69
KELLY, PATRICK	5930	001		12.75	12.75	12.75									38.25
KEMIRA WATER SOLUTIONS INC	5794	680			4,834.83				4,609.23		4,746.13		5,234.31		19,424.50

Vendor By Fund By Period

			23												23 Total
Vendor Name	Vendor No	Fund	1	2	3	4	5	6	7	8	9	10	11	12	
KEMIRA WATER SOLUTIONS INC	5794	702													
KEN GRODY FORD REDLANDS	7850	702	1,280.71	2,353.00	5,339.35	2,951.23	6,403.12	5,081.66	2,219.16	1,606.55	3,845.31	1,224.00	607.12	13,605.31	46,516.52
KENDRICK, SHARON	8556	670												103.88	103.88
KENNEDY, JANA	8275	001											255.00		255.00
KHAN PROPERTIES AND HOLDINGS, LLC	7142	001									258,486.04			73,925.26	332,411.30
KNIGHT, ADRIENNE	8422	001						504.00							504.00
KOLLER, MARIE	7103	001	23.10	12.60					16.80	16.80	10.50	18.90	18.90	27.30	144.90
		675					195.00		0.00				195.00		390.00
KOR-IT INC	8377	100						6,816.30							6,816.30
KOSMONT & ASSOCIATES, INC	5781	001	0.00				3,694.60	8,762.00	806.00		845.00	169.00			14,276.60
		002	0.00												0.00
		670													
KRETCHMAN, STEVEN AND RAELENE	8557	670												157.28	157.28
KUSTOM SIGNALS, INC	4074	001											570.25		570.25
KV'S FLOORING	7709	001													
		222													
L.O.LYNCH QUALITY WELLS & PUMPS INC	7399	660										25,951.57			25,951.57
LA COUNTY MUSEUM OF NATURAL HISTORY	8522	001													
LA MICHOCANA ICE CREAM PARLORS INC	8455	001									10,000.00				10,000.00
LANGLEY, MARY	8516	675												1,800.00	1,800.00
LANGUAGE TESTING INTERNATIONAL	8141	001										80.50	144.00	221.00	445.50
LARA, TORIBIO	6856	675					195.00						195.00		390.00
LASKO, ROBERT	7259	610						250.00							250.00
LAWNSCAPE SYSTEMS, INC	8162	670	6,565.00	1,463.00								4,750.00		1,463.00	14,241.00
LAWRENCE DOORS	7535	001													
LAYNE CHRISTENSEN COMPANY	1618	660													
LEAGUE OF CA CITIES-RIVERSIDE DIV	2426	001	60.00		50.00		100.00		100.00	100.00	150.00				560.00
LEGACY EXCAVATING INC	8314	660				9,400.00									9,400.00
LESLIE'S SWIMMING POOL SUPPLIES INC	736	001	1,228.87		1,253.95										2,482.82
LEVEL II, INC	1670	001	25,251.00		0.00									28,807.00	54,058.00
LEXIPOL LLC	7046	001													
LEXISNEXIS RISK SOLUTIONS	6618	001	7,228.65	112.55	225.10	112.55	112.55	112.55	112.55	112.55	112.55	112.55		225.10	8,579.25
LEYVA, RALPH	8397	001					144.43								144.43
LIEBERT CASSIDY WHITMORE	4249	001	1,425.00	5,171.00	7,352.50	17,652.30	6,193.50	22,468.36	11,141.37	16,083.00	34,109.31	25,498.95	16,874.30	11,483.73	175,453.32
		700	16,224.50												16,224.50
LIGHTS CAMERA PHOTO BOOTH LLC	8400	675						796.05							796.05
LIV ABOVE LIFE'S EXPECTATIONS	8423	001							1,045.00						1,045.00
LIVINGSTON, TODD	7873	670									247.40				247.40
LOADER, MICHAEL	3132	001										16,622.22		5,540.74	22,162.96
LOCKLIN, SANDRA	7200	675			0.00										0.00
LOERA, JACK	6395	001				591.57	12.00	247.00			353.25				1,203.82
LOFTIS, MILDRED	6345	675						195.00						195.00	390.00
LOPEZ, ALFONSO	7939	100				242.00									242.00
LOPEZ, MARISOL	8279	001	93.05			31.84					55.00		49.50	568.12	797.51
LOPEZ, RUBEN	8514	675											195.00		195.00
LOS DOS GALLOS FOODS INC	8453	001									10,000.00				10,000.00
LOZANO SMITH LLP	7550	700	2,799.25	195.00	227.50	1,040.00	3,270.46	8,576.55	18,237.79	10,242.35	877.50	260.00	1,203.25	28,015.48	74,945.13
LUGRAIN, VALERIE	8476	001									1,008.00				1,008.00
M BREY ELECTRIC, INC	6893	673		26,670.00	2,234.47		950.00								29,854.47
MACDONALD, DOUGLAS	7119	675						195.00						195.00	390.00

Vendor By Fund By Period

			23												23 Total
Vendor Name	Vendor No	Fund	1	2	3	4	5	6	7	8	9	10	11	12	
MACFARLANE, DUNCAN	8363	675			2,400.00										2,400.00
MACIAS, RUBEN	6813	100									184.97			65.03	250.00
MACIEL, JOSE	6330	675					195.00						195.00		390.00
MADRIGAL CHAVES, SERGIO	7247	660	250.00	297.00					60.00						607.00
MAGANA, BENJAMIN AND SHANNON	8558	670												95.31	95.31
MARIACHI COACHELLA	8326	001			3,000.00										3,000.00
MARIN, DENIS	8441	675								1,200.00					1,200.00
MARIPOSA ECO CONSULTING, INC	7808	690	3,650.00	5,025.00					700.00						9,375.00
MARIPOSA LANDSCAPES, INC	8055	001	18,274.21	17,526.51	14,868.95	14,010.95	14,944.96	14,776.95	14,010.95	16,084.95	15,822.95	15,822.95	15,822.95	18,242.24	190,209.52
		100	1,774.98	1,774.98	1,774.98	1,774.98	6,732.98	1,774.98	3,027.98	1,774.98	1,774.98	1,774.98	1,774.98	1,774.98	27,510.76
		660	1,774.98	1,774.98	1,774.98	1,774.98	1,774.98	3,549.96	1,774.98	1,774.98	1,774.98				17,749.80
MARTIN, REGINA	7367	670								199.18					199.18
MARTINEZ, MATTHEW	6889	670								250.00					250.00
MASCORRO, LILIANA	6926	670												157.75	157.75
		761	300.00		407.28			585.00							1,292.28
MASON, BARBARA	8498	001										16.11		38.04	54.15
MASTEN, STAR	7104	675					195.00						195.00		390.00
MASTERLINE CO, INC	8395	001						5,100.00							5,100.00
MATICH CORPORATION	1068	101			160,057.22		10,974.79		9,001.69						180,033.70
		102			589,976.64		40,453.46		33,180.53						663,610.63
MATSON, PATRICIA	8194	001										195.00			195.00
		675					195.00								195.00
MAUREEN KANE & ASSOCIATES	8283	001				1,500.00									1,500.00
MAYA, MARIA	8196	675					195.00						195.00		390.00
MBC MATTRESS COMPANY	7336	001										3,571.85			3,571.85
MC ARRON, SUSAN	7962	675					195.00						195.00		390.00
MC AVOY & MARKHAM	287	670	11,842.88												11,842.88
		673													
MC CALL'S METER SALES	1757	660	455.04			2,278.84						471.47	474.71	2,153.68	5,833.74
MCCLUNE, DEVIN	6890	670												250.00	250.00
MCCLURG, BRUCE	8475	675									2,400.00				2,400.00
MCCOY, GLORIA	8500	675											1,200.00		1,200.00
MCCOY-TORRES, LYNETTE	1072	001	31.50	44.10	73.50	63.00	63.00	46.20	54.60	23.10	71.40	52.50	48.30	63.00	634.20
MCFARLAND, DARLENE	7489	675					195.00						195.00		390.00
MCKIM & CREED INC	8318	660					27,500.00		2,232.00						29,732.00
MCLAUGHLIN, LEEANN	7593	670		117.71											117.71
MCLAUGHLIN, SEAN	8559	670												108.31	108.31
MDS CONSULTING	7986	660													
MEADOWS, FRANK	7492	675					195.00								195.00
MEEKS, MARLENE	8334	675		1,200.00											1,200.00
MEINICKE, ALAN	6697	670								208.05					208.05
MENDOZA, ESTEVAN	8374	001					336.00								336.00
MENDOZA, SAMUEL	8340	001			345.05						56.00			353.25	754.30
MERCFUEL, INC	7980	600										39,373.40			39,373.40
MERGENS, MADELYNE	8329	001			210.00										210.00
MERLIN JOHNSON CONSTRUCTION, INC	3577	660	576.00		7,855.75	6,917.84			41,891.61		23,053.65		1,213.35		81,508.20
		680	13,157.48												13,157.48
MEZA, TOMMY & GLORIA	7126	675					405.00						195.00		600.00
MGT OF AMERICA CONSULTING, LLC	7693	001												3,042.50	3,042.50
MICATU, INC	8482	670							14,325.00			5,040.00			19,365.00

Vendor By Fund By Period

			23												23 Total
Vendor Name	Vendor No	Fund	1	2	3	4	5	6	7	8	9	10	11	12	
MICHAEL BAKER INTERNATIONAL, INC	7379	002						6,440.00	3,952.50		19,802.50			16,139.00	46,334.00
		673			20,814.88			37,548.47			34,021.15				92,384.50
MICHALEC, MARY	7446	675						195.00						195.00	390.00
MIDDLETON, SHARON	7458	675						195.00						195.00	390.00
MIDENCE, ERVIN AND ANA	8560	670												93.93	93.93
MIKE ROQUET CONSTRUCTION, INC.	8020	660						1,336.50		6,140.50		12,035.50		28,197.50	47,710.00
MIKESELL, JEREMY	8075	660									612.00				612.00
MILLER, LARRY & BARBARA	6262	670								213.54					213.54
MILLER, NINA	6344	675						195.00						195.00	390.00
MILLER, THOMAS	7416	670												51.75	51.75
MILSOFT UTILITY SOLUTIONS, INC	7548	670	12,970.00				1,250.00	6,485.00	1,250.00	1,929.00	1,929.00	1,929.00	3,858.00	1,929.00	33,529.00
MINJARES, JUAN	8351	001							503.17						503.17
MISC VENDOR	99001	001	3,421.27	5,758.97	2,845.44	6,668.96	4,923.73	3,683.58	4,566.98	7,064.22	17,116.89	4,085.42	5,509.40	6,855.93	72,500.79
		670												892.11	892.11
		675			501.60	1,097.59				500.00			500.00		2,599.19
		700												25.00	25.00
		702							250.00						250.00
MISGHINA, TEWELDEBERHAN	8527	001												1,753.12	1,753.12
MITCHELL, BLAKE	8466	670									202.25				202.25
MITSUBISHI ELECTRIC & ELECTRONICS	6402	001	330.00	330.00	330.00	330.00	330.00	330.00	330.00	330.00	330.00	341.67	341.67	341.67	3,995.01
MIXON, FRANKLEN	8493	001										35.02	35.04	395.75	465.81
MJ CONSULTING	8149	673													
MOLINA, JUANA	8513	675											195.00		195.00
MOLINA, SALINE	7368	670								7.16				118.10	125.26
MONARCH	8354	110				7,687.50									7,687.50
MONTAGUE, RICHARD	8461	675									1,200.00				1,200.00
MONTES, NATHAN	8136	001			260.50	1,976.50	76.50	611.00		42.50	1,391.25				4,358.25
MOODY, TERRY & SANDRA	6440	670								155.06					155.06
MOORE, DAVID	8447	675					1,200.00								1,200.00
MORALES, RENE	7174	670												79.99	79.99
MORAN TRAVISHONIQUIA L	8401	001					3.50								3.50
MORENO, ANGELA	6741	675					195.00						195.00		390.00
MORENO, JOSE	6693	675					195.00						195.00		390.00
MORGAN, AMANDA	7329	001							39.43				33.54		72.97
MORGAN, DEIDRA J	7406	001			147.00	171.50	49.00	73.50	164.50	150.50	224.00	196.00	168.00		1,344.00
MORONGO BAND OF MISSION INDIANS	5247	001			600.00								1,000.00		1,600.00
MORRISSEY, BRIAN	7175	670								204.83					204.83
MOTOROLA SOLUTIONS, INC.	1250	001	20,393.33												20,393.33
MUNICIPAL CODE CORPORATION	6013	001						5,688.00							5,688.00
MUNOZ, JUANITA	4653	670												187.75	187.75
		761											250.00		250.00
MUNOZ, RENE	7564	001		161.50		353.25	12.75	59.25	13.50		306.50				906.75
MY COI LLC	8322	001	7,500.00												7,500.00
		700					5,100.00								5,100.00
MYERING, NEAL	8301	675					195.00						195.00		390.00
MYERS & SONS HI-WAY SAFETY INC.	3909	100			3,176.71					1,707.43		329.13	494.83	1,252.94	6,961.04
		810			132.36										132.36
MYERS POWER PRODUCTS, INC	5604	673											193,008.85	491,650.36	684,659.21
N2W ENGINEERING, INC	8001	680									13,390.00	40,181.75	33,042.20	61,699.03	148,312.98
		681													

Vendor By Fund By Period

			23												23 Total
Vendor Name	Vendor No	Fund	1	2	3	4	5	6	7	8	9	10	11	12	
NAPA AUTO PARTS	7805	702			84.57					103.96	55.78	18.31	130.87		393.49
NATIONAL ARBOR DAY FOUNDATION	8047	675												11,200.00	11,200.00
NATIONAL BUSINESS FURNITURE, LLC	7978	222													
NATIONAL RECREATION & PARK ASSOC	1986	001					175.00								175.00
NATIONAL RESTROOM TRAILERS	7968	810	6,147.75						46,131.50						52,279.25
NATIONWIDE RETIREMENT SOLUTIONS	2301	001	11,362.85	11,299.64	12,119.20	15,819.24	20,669.39	24,842.08	18,333.52	14,832.78	19,496.00	15,222.28	15,022.28	20,481.12	199,500.38
NAUMANN HOBBS MATERIAL HANDLING	7347	702		3,624.33		446.83	833.94		480.20	2,209.27					7,594.57
NEAL, ROBERT	8561	670												292.71	292.71
NETHERTON, CAROL & MORRIS	6558	670								204.97					204.97
NEW IMAGE AUTO BODY	8427	001								13,867.33					13,867.33
NEWSDATA LLC	6360	670		760.00											760.00
NEXOM INC	7989	681													
NEXTREQUEST	7519	001	6,366.94												6,366.94
NHA ADVISORS, LLC	8350	001											3,575.00		3,575.00
		680													
NICE, JAMES	7865	670								142.27					142.27
NIETO, FRANCISCO	7563	001	266.25	13.50		25.50	146.25	25.50	34.00		76.50	59.50			647.00
NIGP	8460	001									385.00				385.00
NOBEL SYSTEMS, INC	5153	001	1,988.16					22,600.00		8,400.00					32,988.16
		100	2,001.24												2,001.24
		660	58,402.20												58,402.20
		670	10,006.20												10,006.20
		680	58,402.20												58,402.20
NOLLETTE, BRADY	8225	001			42.50	76.50	42.50				12.00				173.50
NOTTINGHAM, MICHAEL	7032	001			12.75	12.75				0.00	189.75	161.50			376.75
O'CONNELL, DONNA	7551	675					355.00						195.00		550.00
OERTEL, ERICH	5811	001										59.50			59.50
OFFICE DEPOT	2460	001			109.88										109.88
		703									491.30	1,075.50			1,566.80
OLIN CORPORATION	6226	660	10,033.61		6,037.60			6,199.61			5,876.24				28,147.06
OLSEN, SARAH	8581	001												250.00	250.00
ONESOURCE DISTRIBUTORS	5076	660										188.56			188.56
		670	45,345.09	85,550.81	98,541.58	130,872.85	30,947.85	418,778.26	141,884.87	798,700.93	185,077.68	29,807.54	326,173.31	865,168.30	3,156,849.07
ONLINE UTILITY EXCHANGE	7435	761	496.30	586.90	427.36	400.36	535.00	372.56	450.73	349.14	442.98	480.56	500.24	456.39	5,498.52
ONTARIO HYUNDAI	7904	675								23,860.34					23,860.34
ONTARIO REFRIGERATION SERVICE INC	8412	001		1,381.40						(1,381.40)					0.00
ONTIVEROS, CONSUELO & PEDRO	6725	675					195.00						195.00		390.00
ORACLE AMERICA INC	8458	222										8,076.08	14,613.88	10,768.11	33,458.07
O'REILLY AUTO PARTS	4076	702	40.83	13.89	11.22	80.02			89.52	50.04	6.13	358.81	71.00	101.27	822.73
ORONA, DIANE	7292	675						195.00						195.00	390.00
OROSZ, FRANK	8364	675			1,200.00										1,200.00
ORTEGA, JEANNA	8315	001	90.00												90.00
ORTEGA, SALVADOR	6834	670								183.24					183.24
P&P UNIFORMS	6764	001		2,050.33	107.73	77.58	491.30	190.76				933.15	645.32	556.65	5,052.82
PACIFIC SWEEPING	7924	100													
PACKHAM & TOOMEY, INC	7787	600	125.00			125.00			125.00		620.00	125.00	125.00	125.00	1,370.00
		702	135.00	135.00	710.00	135.00	135.00	810.00	135.00	135.00	856.24	135.00	817.87	135.00	4,274.11
PAGLIA, JOAN	6708	670								53.31					53.31
PALENCIA, JUSTIN	8467	670									608.25				608.25
PALLET PBC	7908	810	151.94	626.04											777.98

Vendor By Fund By Period

			23												23 Total
Vendor Name	Vendor No	Fund	1	2	3	4	5	6	7	8	9	10	11	12	
PALMER, LAUREEN	8473	675									3,000.00				3,000.00
PAPAYA BAY THAI CUISINE	8416	001							10,000.00						10,000.00
PAQUETTE, MAY	8541	675												1,800.00	1,800.00
PARKHOUSE TIRE, INC.	2487	702	3,682.36	3,600.70	5,760.87	3,062.50	2,764.68	8,881.14	2,117.49	7,581.68	3,758.12	8,916.09	4,909.24	5,122.79	60,157.66
PARLET'S JEWELRY & LOAN	7377	670								97.44					97.44
PARQUE, CINDY	8325	001												1,027.62	1,027.62
PARS	5191	001	3,250.75	2,010.00	377.32	671.08	513.00	476.92	486.69	560.28	457.01	455.51	527.33	4,135.20	13,921.09
PARTS AUTHORITY	7789	702	2,389.32	2,145.40	2,732.59	2,482.43	1,227.30	4,005.85	3,774.34	3,715.66	3,884.82	2,670.61	2,827.68	2,514.40	34,370.40
PASAROW, STEVE	6265	670								33.36				97.76	131.12
PASS AUTO CENTER	6852	001			1,356.16										1,356.16
		702	2,843.10	3,325.93	7,159.91	4,127.70	1,078.11	564.50	381.80	1,397.69			85.00	731.50	21,695.24
PATINO, JORGE	8094	675					195.00						195.00		390.00
PATTON, CAROLINE	8138	001			201.85						148.82		174.72		525.39
PAYPRO ADMINISTRATORS	5752	001		145.50	117.50	115.00	171.00	283.00	115.00	283.00	171.00	115.00	115.00	230.00	1,861.00
PEABODY ENGINEERING	5503	660												787.05	787.05
PERMA TRESS HAIR SALON	8405	001							10,000.00						10,000.00
PERRY, JACOB	8246	001			84.00										84.00
PETDATA, INC	8093	001			20.95										20.95
PETRUCCI, TERESA	8111	675						195.00						195.00	390.00
PETTY CASH CUSTODIAN - CITY YARDS	870	670												74.98	74.98
		675												36.68	36.68
PETTY CASH CUSTODIAN - FINANCE	2507	001									58.32				58.32
PETTY CASH CUSTODIAN - POLICE	2430	001								114.00				6.00	120.00
PETTY CASH CUSTODIAN-COMM SVCS	1974	001							50.80				60.13		110.93
PETTY CASH CUSTODIAN-SR CENTER	3015	001							25.59				61.84	25.59	113.02
		201							43.25						43.25
PHELPS, ROBERT	7370	670								206.29					206.29
PI MANUFACTURING CORP.	6006	703		65.56		(65.56)									0.00
PIMENTAL, NATHANIEL	8496	001											393.37		393.37
PITTMAN, DAVID	7506	675					195.00						195.00		390.00
PLATT, JEFFREY	8481	810									59.21				59.21
PLAYHOUSE BOWL ASSOCIATION, INC.	3560	001	12,500.00												12,500.00
		675										5,000.00			5,000.00
PLUMBERS DEPOT INC	5043	680													
PMAM CORPORATION	8184	001		1,500.00			1,500.00								3,000.00
POLAR KING INTERNATIONAL INC	8266	001			20,145.54										20,145.54
POULTER, HANNAH	8226	001		353.25	905.25										1,258.50
POWER MONITORS, INC	6636	670													
POWERDMS, INC	8368	001				4,100.00									4,100.00
PRATT, EDWARD	6875	670												240.00	240.00
		675												390.00	390.00
PRATT, FRANCIS & JUDITH	6266	670								210.82					210.82
PRECISION AUTO SERVICE	8407	001							10,000.00						10,000.00
PRECISION MATERIAL HANDLING	8254	001													
		673												66,589.50	66,589.50
		810		3,600.00											3,600.00
PRECISION MATERIAL HANDLING, INC.	7338	001							10,000.00						10,000.00
		670													
PRE-PAID LEGAL SERVICES, INC	4411	001	329.88	329.88	329.88	329.88	329.88	329.88	329.88	329.88	303.98	303.98	303.98	303.98	3,854.96
PRESS-ENTERPRISE, THE	1295	001									336.14		115.58	115.58	567.30

Vendor By Fund By Period

			23												23 Total
Vendor Name	Vendor No	Fund	1	2	3	4	5	6	7	8	9	10	11	12	
PRESS-ENTERPRISE, THE	1295	100											179.16		179.16
		101									120.88				120.88
		110												197.60	197.60
		610												326.52	326.52
		660	95.06	115.65									358.32		569.03
		661					78.17								78.17
PRIME SYSTEMS INDUSTRIAL	5825	680						9,000.00							9,000.00
PROJECT ENERGY SAVERS	8107	675				4,769.03	921.27							4,999.01	10,689.31
PRO-MOTORS COLLISION REPAIR	7193	702					1,014.38	8,491.93				1,186.16			10,692.47
PRO-RISE GARAGE DOOR CO	5565	001								1,130.00	295.00				1,425.00
PRO-VISION, INC	7204	610		33,217.58		68.21				12,130.00				28,740.00	74,155.79
PRUDENTIAL OVERALL SUPPLY	858	001	68.10	89.50	67.40	67.40	53.70								346.10
PRUITT, CARMEN	8293	675						195.00						195.00	390.00
PUBLIC AGENCY RETIREMENT SERVICES	5242	001			300.00	300.00	300.00	300.00	300.00	300.00	300.00	300.00	300.00	900.00	3,600.00
PUBLIC ENTITY RISK MANAGEMENT	978	700	2,420,782.75	25,000.00	380,785.75	13,677.85				380,785.75	436,832.75				3,657,864.85
PUBLIC SECTOR PERSONNEL CONSULTANTS	7124	001	20,000.00												20,000.00
PULIDO, ANGELINA	7843	675					195.00						195.00		390.00
PULVER, JODEANE V	8168	001	42.00	31.50	35.00	56.00	84.00	45.50	161.00	115.50	182.00	189.00	213.50	122.50	1,277.50
PYRO SPECTACULARS, INC	3111	001									15,000.00			15,000.00	30,000.00
QT PETROLEUM ON DEMAND	6855	600		945.00											945.00
QUADE, SARAH	8392	001						13.50							13.50
QUADIENT LEASING USA, INC	6694	001	521.66	521.66				521.66			521.66		521.66		2,608.30
QUADIENT POSTAGE FUNDING	8211	001			5,000.00				5,000.00			4,000.00			14,000.00
QUALITY FENCE CO. INC	8240	001			3,640.00										3,640.00
QUINN COMPANY	7271	660					121,075.50								121,075.50
		673													
		702								1,268.28			484.51		1,752.79
QUINONES, VERONICA	8432	675							1,600.00						1,600.00
QUINTE PLASTICS, LTD	6567	610				438.00									438.00
R.F. MACDONALD CO	6655	660													
R3 CONSULTING GROUP	7688	690													
RACEWAY FORD INC	4759	702													
RADIAN RESEARCH	5991	670			77,358.00					2,544.92					79,902.92
RAILROAD MANAGEMENT CO, LLC	4536	660		1,285.91											1,285.91
RAMIREZ ARIAS, JUAN	7205	001			28.60										28.60
		100			114.40										114.40
RANCHO PASEO MEDICAL GROUP	4395	001	500.00												500.00
RANGEL, JACK	7866	670									8.43				8.43
RANGEL, SHAWN & TAMMIE	7177	670												90.67	90.67
RDO EQUIPMENT CO	444	100													
		702		287.10	673.27							140.82	1,371.45		2,472.64
REAVIS CODE UTILITY SOLUTIONS, LLC	7648	670			500.00										500.00
RECORD GAZETTE, THE	1555	001	1,574.22	2,069.49	3,751.32	2,672.34	2,339.29	856.20	460.00		2,392.44	280.01	1,396.55	4,805.01	22,596.87
		111											132.03		132.03
		660					180.45	199.65							380.10
		670			153.57										153.57
		690							495.00	7.43			495.00	656.68	1,654.11
RECYCLIST	7845	690								1,000.00					1,000.00
REGIONAL GOVERNMENT SERVICES AUTH.	8221	001	12,915.55	10,641.20	1,589.00	54.25	490.00	78.75			75.00				25,843.75
RELIABLE CONSTRUCTION SERVICES LLC	8469	001										3,340.40			3,340.40

Vendor By Fund By Period

			23												23 Total
Vendor Name	Vendor No	Fund	1	2	3	4	5	6	7	8	9	10	11	12	
RENE'S AQUATICS	1366	001											2,400.00		2,400.00
RESOURCEX	8084	001	13,750.00												13,750.00
		600	125.00												125.00
		610	2,250.00												2,250.00
		660	2,500.00												2,500.00
		670	4,500.00												4,500.00
		680	1,250.00												1,250.00
		690	125.00												125.00
		703	500.00												500.00
REZENDES, DILLON	8243	001			56.00	0.00	42.50			42.50					141.00
RICHARDS WATSON GERSHON	7337	002	19,309.70	20,135.10	11,989.40	21,038.77	17,191.80	6,784.84	31,735.50	11,668.73	9,729.55	5,678.40		20,050.31	175,312.10
		700	47,275.18	54,275.22	51,816.50	43,741.44	64,163.92	41,851.47	64,848.02	60,382.17	58,563.38	53,203.55		139,240.62	679,361.47
		840	94.20	738.53		1,640.40	248.79				484.40	1,074.10		2,792.70	7,073.12
RICHARDS, LORENA	7396	675						195.00						195.00	390.00
RINALDI, LORETTA	5424	675					195.00						195.00		390.00
RINCON CONSULTANTS, INC.	8003	001		127.50		2,481.25	3,841.25		991.25	792.25				1,870.00	10,103.50
RIOS, BERTA	6571	675					195.00						195.00		390.00
RISCHARD, ROBERT	8512	675											162.50		162.50
RIV. CO. CLERK RECORDER	1327	001			50.00										50.00
		101							100.00						100.00
RIV. CO. DEPT OF ENVIRONMENTAL	3097	100			630.16			116.08			165.83			348.25	1,260.32
RIV. CO. DIV. OF WEIGHTS & MEASURES	1612	600						125.20							125.20
RIV. CO. FIRE DEPARTMENT	1643	001			781,348.89			899,702.07			862,541.32				2,543,592.28
RIV. CO. FLOOD CONTROL	1321	100										15,983.99		0.00	15,983.99
		101	99,154.00												99,154.00
RIV. CO. HEALTH SVCS AGENCY	2526	001		207.00							207.00	422.00	207.00	156.00	1,199.00
		702									3,134.00				3,134.00
RIV. CO. REGIONAL PARK & OPEN SPACE	8521	001											450.00		450.00
RIV. CO. REGISTRAR OF VOTER	3786	001									19,784.50		41,213.38		60,997.88
RIV. CO. SHERIFF'S DEPARTMENT	1642	001	32,233.00												32,233.00
RIV. CO. TRANSPORTATION COMM	4580	610												430,487.00	430,487.00
RIVCO EMD	8335	001			11,250.00			11,250.00			11,250.00			11,250.00	45,000.00
RIVERA, KATHLEEN	7529	675						195.00						195.00	390.00
RIVERSIDE COUNTY SHERIFF DEPARTMENT	1332	001			6,668.31			10,518.85		20,636.68					37,823.84
RIVERSIDE COUNTY SHERIFF-PSEC	2938	001		4,290.00	4,290.00	8,580.00		4,290.00	4,290.00	4,290.00	4,290.00	4,290.00	4,290.00	8,665.80	51,565.80
		148				11,418.75									11,418.75
RIVERSIDE PUBLIC UTILITIES	4433	670	1,656,337.23	2,366,741.96	3,402,384.10	1,572,325.18	1,928,276.86	1,228,713.34	1,389,607.10	2,019,772.17	968,404.70	1,405,209.85	1,489,811.13	1,209,926.28	20,637,509.90
		675	586.50					1,407.38	11,719.80	2,931.68	3,106.31		100,792.27	44,114.82	164,658.76
RIVERSIDE UNIVERSITY HEALTH SYSTEM	7998	001							1,200.00						1,200.00
RIVERSIDE, COUNTY OF	1317	001			1,138.50			1,745.50			684.00			426.50	3,994.50
	1319	001	8,489.49												8,489.49
ROBERT HALF INTERNATIONAL	5151	001		13,876.36	10,611.01	25,255.78	36,699.29	10,603.43	11,193.30	8,969.67	8,331.00	3,562.32	1,867.80	11,006.72	141,976.68
ROBINSON, BRANDON A	6532	670				398.95				165.63		148.38	400.50	1,025.75	2,139.21
ROBINSON, CLARK	8365	675			1,500.00										1,500.00
ROBINSON, TARA	8562	670												131.86	131.86
ROBLES, LOURDES	8444	670								50.72					50.72
ROCHA, MARGARET	8511	675											195.00		195.00
ROCKWELL ENGINEERING & EQUIPMENT	8204	680			36,388.09										36,388.09
ROCKWELL, AMBER	6071	670												157.75	157.75
		675										85.50			85.50

Vendor By Fund By Period

			23												23 Total
Vendor Name	Vendor No	Fund	1	2	3	4	5	6	7	8	9	10	11	12	
ROEBUCK, ALYSSA	8086	001		12.75	260.50				127.25	517.50		25.50	335.05		1,278.55
ROMAN, ANDREA	7372	670								143.79				98.18	241.97
ROMO PLANNING GROUP, INC.	6122	001		8,320.00	12,320.00	5,520.00	12,160.00	9,200.00	6,240.00	6,880.00	4,400.00		5,265.00	53,427.50	123,732.50
		002												1,400.00	1,400.00
		660	3,480.00												3,480.00
RON'S BEE SERVICE	6645	001			600.00					800.00					1,400.00
		100			500.00										500.00
ROOT, GARY & JUDITH	6267	670								161.29					161.29
ROTE, RICHARD	8390	675					2,400.00								2,400.00
ROW TRAFFIC SAFETY, INC	6730	660							2,296.76	7,268.09				2,098.01	11,662.86
		680							803.86						803.86
ROWLAND, JORDAN	8169	001							302.00						302.00
ROWLEY, KATHLEEN	7590	670								66.41					66.41
ROYAL WHOLESALE ELECTRIC	5894	660					2,081.92	1,036.98			5,839.28	305.76		2,973.47	12,237.41
RUBIO, SERGIO	7983	702			209.98										209.98
RUELAS, ELIAS	7006	675					195.00						195.00		390.00
RUFFIN, STEPHEN	6268	670								228.55					228.55
RUNYON SURFACE PREP CO. LLC	8193	100													
RUSH, ADAM	7631	001				300.00					111.92				411.92
RWC GROUP	8456	702								1,851.68	1,917.09	408.50	227.25	2,730.20	7,134.72
SAFARI, PATRICK	8448	001								44.55					44.55
		600								29.70					29.70
		660								111.38					111.38
		680								111.37					111.37
SAFETY NETWORK TRAFFIC SIGNS, INC	8104	001			301.70										301.70
		100	562.46			1,015.44	384.04			66.72	180.78				2,209.44
		600			35.56										35.56
		810	40.21	686.37	108.04							34.16			868.78
SAMPSON, LAURIE	7113	001							275.00	908.43					1,183.43
SAN BERNARDINO CO TREASURER	3762	660										1,736.90			1,736.90
SAN BERNARDINO PUBLIC EMPLOYEES	5998	001	2,098.55	2,104.05	2,106.80	1,971.00	1,871.88	1,834.66	1,888.76	1,898.66	1,898.66	2,115.52	2,255.26	2,257.94	24,301.74
SAN GORGONIO MEMORIAL HOSPITAL	1353	700								100.00	1,293.41				1,393.41
SAN GORGONIO PASS ROTARY CLUB	3032	001	(44.00)												(44.00)
		670	(11.00)												(11.00)
		761	(11.00)												(11.00)
SAN GORGONIO PASS WATER AGENCY	3125	660							13,965.00			13,564.45			27,529.45
SANCHEZ, ALBERTO	8024	001			270.19				503.17						773.36
SANDERS, ROBERT	5392	675					195.00								195.00
SANDHU, AMRITPAL	8227	001			56.00		42.50								98.50
SANDOVAL, ANA	5146	001	250.00									171.25			421.25
SANTA ANA WATERSHED PROJ AUTHORITY	6965	660	24,583.00												24,583.00
SANTANA, GRACE	8113	670												377.89	377.89
SATEC, INC	7740	673													
SATELLITE PHONE STORE	8235	703	307.95	307.95	307.95	307.95	307.95	307.95	307.95	307.95	307.95	307.95	307.95	307.95	3,695.40
SC FUELS	7727	702	35,708.17	35,130.23	85,265.45	26,393.09	36,893.22	27,068.63	56,999.11	38,307.55	30,844.35	29,862.64	57,764.95	34,703.15	494,940.54
SCA OF CA, LLC	8231	100	6,390.00	6,390.00	15,399.00	9,993.00	9,393.00	9,393.00	9,393.00	9,393.00	9,393.00	9,393.00		9,393.00	103,923.00
SCCI, INC DBA	5336	660	250.00	250.00	1,095.00	250.00	250.00	250.00	250.00	500.00	500.00	250.00		500.00	4,345.00
		670		975.00											975.00
SCHLENSKER, PETER & DEBORAH	6133	001			2,170.00										2,170.00
SCHOEN, BERNICE	8347	675			2,400.00										2,400.00

Vendor By Fund By Period

			23												23 Total
Vendor Name	Vendor No	Fund	1	2	3	4	5	6	7	8	9	10	11	12	
SCHULZE, DOUG	7501	001									79.96			790.00	869.96
SEDERSTROM, ROBERT D	8358	675			1,200.00										1,200.00
SERRANO, DIANA	7705	001				207.25		250.00							457.25
SERRANO, JEFF	7589	670		85.08											85.08
SGP DESIGN AND PRINT	5901	001					214.42		10,668.05			210.11			11,092.58
		610					107.75				269.38		290.93		668.06
		675			866.28					177.79					1,044.07
		702							192.40			53.88			246.28
SHAIDNAGLE, ALEXIS	7756	675	712.42												712.42
SHELDON, STANLEY	8348	675			800.00										800.00
SHRED-IT USA, LLC	6993	001	1,236.60	266.24	280.65	347.57	280.09	280.09	281.72	486.72	212.91	350.63	279.59	280.59	4,583.40
SIBOLE, KOLEEN	7876	670								175.52					175.52
SIEMENS INDUSTRY, INC	6611	100													
SIEMENS MOBILITY INC	8120	100	994.10		490.00										1,484.10
SIGNATURE PUBLIC FUNDING CORP	8359	680			391,899.62	(195,949.81)									195,949.81
SIN, KEVIN	7429	001								185.48					185.48
		660								39.74					39.74
		680								39.74					39.74
SIQUEIROS, JUANA	8415	675						32.50						195.00	227.50
SITEONE LANDSCAPE SUPPLY	7095	001							117.12	737.40		944.70	357.70	1,145.76	3,302.68
		100	219.16			168.23				2,937.22		210.75	2,942.09		6,477.45
		660									206.32				206.32
		670													
		680													
SKILLS, INC	7470	670										5,700.00			5,700.00
SKINNER, DEBORAH & ROY	7199	675					195.00						195.00		390.00
SMART & FINAL	1561	001	831.91	148.86	293.53	212.83	39.17		93.60	38.11	164.36	253.41	601.54	1,136.77	3,814.09
		610	123.76	148.78							131.37				403.91
SMITH, BRANDON	6127	001	161.50	12.75	12.75	12.75					3,994.89	327.75	258.75	258.75	5,039.89
SMITH, FRED	8510	675											32.50		32.50
SMITH, JASON	4391	001												63.83	63.83
		670				404.00								51.75	455.75
SMITH, JOHN	7298	675						195.00						195.00	390.00
SMITH, RAYBECKA	8495	001											35.00		35.00
SO CAL ARBOR CARE INC	7785	673		21,477.00											21,477.00
SO CAL JOINT POLE COMMITTEE	1373	670	2,379.76		898.31	881.10	914.15	1,295.34	920.06	1,742.75		780.66	941.99	1,213.55	11,967.67
SO CAL WEST COAST ELECTRIC, INC	1377	001	264.84	375.00	14,776.75			3,160.25		1,430.69				755.58	20,763.11
		670			9,542.56		4,431.85						595.38	4,610.00	19,179.79
		810	81,256.00							155.00				1,063.75	82,474.75
SOFTWARE ONE, INC	7083	703	2,968.67	62,996.20	1,984.50	1,995.77	3,145.35	4,879.90	1,983.32	2,005.52	1,943.84	2,009.85	1,998.26	3,252.70	91,163.88
SOLANA FLOOR COVERINGS	8483	001										1,800.08			1,800.08
SOLANO, PATRICIA	7815	675					195.00						195.00		390.00
SONSRAY MACHINERY LLC	6565	660													
		702	1,339.62		(1,574.88)	1,608.45	475.27	11,608.01	870.09			228.88		3,376.99	17,932.43
SORIANO, RICHARD	7037	670		250.00		555.00									805.00
SOUTH COAST AIR QUALITY	1370	001	241.95		7.59					620.61			153.23		1,023.38
		600	628.20												628.20
		660		628.20											628.20
		680		1,096.96	3,103.05							459.69	2,403.13	7,219.54	14,282.37
SOUTHERN CALIF ASSN OF GOVERNMENTS	1346	001												4,052.00	4,052.00

Vendor By Fund By Period

			23												23 Total
Vendor Name	Vendor No	Fund	1	2	3	4	5	6	7	8	9	10	11	12	
SOUTHERN CALIFORNIA EDISON	1371	660	4,099.91	1,584.29	858.69	9,415.00	3,385.41	3,301.80	3,072.11	1,322.67	95.17	319.90	263.06	2,936.60	30,654.61
		670	79.16		79.16	79.16	164.00	81.76		89.89	89.89	90.35	89.81	181.56	1,024.74
SOUTHERN CALIFORNIA EDISON COMPANY	2535	670	4,091.00	7,936.00	5,837.00		19,298.00								37,162.00
SOUTHERN CALIFORNIA GAS CO	1376	702	19,000.20	14,513.70	15,190.46	11,119.24	9,250.47	11,044.13		31,873.20	21,555.05		7,084.17	14,480.58	155,111.20
SOUTHWEST POWER POOL, INC	7488	670	297.19												297.19
SPEERS, TANNER	8371	001					76.50				25.50	42.50			144.50
SPL INC	8272	670													
SPS VAR, LLC	4796	703		3,883.00											3,883.00
STAFFORD, CHERYL	7246	001							380.00						380.00
STAGECOACH DAYS ASSOCIATION	6989	001	30,500.00												30,500.00
		675		59,750.00		50,297.29									110,047.29
STANDARD INSURANCE COMPANY	8166	001		12,050.64	9,355.27	9,259.42	10,969.68	9,573.68	5,367.57	8,920.77	8,920.77	9,201.54	9,245.36		92,864.70
STANTEC CONSULTING SERVICES, INC	7138	840													
STAPLES BUSINESS ADVANTAGE	7084	001	1,818.62	2,152.71	2,579.89	4,546.35	3,868.90	4,641.63	3,198.94	2,484.07	3,419.92	2,110.47	2,494.28	4,986.24	38,302.02
		610			116.63				36.90		79.25			6.97	239.75
		660		182.15		54.13	51.66	184.49	324.76			262.74		306.21	1,366.14
		670	853.65	1,689.92	988.50		656.16	101.11	133.63	571.55	868.02	646.69	584.77	1,513.62	8,607.62
		702				308.24							774.65		1,082.89
		761	40.72	781.52		277.56	487.66	25.51	107.50	830.41		55.33		172.92	2,779.13
		810					1,386.81					68.61			1,455.42
STARK, MARY	8474	675									1,200.00				1,200.00
STARKEY, DONALD	8517	675												1,200.00	1,200.00
STATE OF CALIFORNIA DOJ	4000	001	196.00	1,612.00	2,020.00	3,677.98	925.00	1,005.00	3,239.98	1,579.00	1,921.00	1,605.00	3,117.98	6,504.98	27,403.92
STATE WATER RESOURCES CONTROL	2452	660			307.50		10,602.00					1,738.00			12,647.50
		680						95,479.86						3,453.00	98,932.86
	6849	660			110.00							120.00			230.00
		680			110.00	60.00									170.00
STATEWIDE TOWING & RECOVERY, INC	3952	702	1,667.50			661.25	1,552.50	1,006.25	862.50			546.25	4,427.50		10,723.75
STC TRAFFIC INC	8249	001		5,827.50	32,737.50	7,717.50									46,282.50
		101											1,925.00		1,925.00
STEEN, MICHAEL	8366	675			1,200.00										1,200.00
STERLING TALENT SOLUTIONS	7132	001	10.57		10.73	10.89	11.05	11.05	330.06		10.89	10.89	11.05	11.22	428.40
STEVEN ENTERPRISES INC	4269	001												666.09	666.09
		680													
STEWARD, JOHN	8507	675											1,800.00		1,800.00
STONE, CHERYLL	7001	670								156.17					156.17
STONE, DIANE	6270	670								235.46					235.46
STONE, IDA	7264	675					195.00						195.00		390.00
STRATEGIC GOVERNMENT RESOURCES	8233	001							99.00						99.00
STUART, DAMON	5657	670												250.00	250.00
STUART, HOLLY	5562	001												37.50	37.50
		100												7.50	7.50
		660												60.00	60.00
		680												45.00	45.00
		690												150.00	150.00
STURM, ADAM	8452	001									9.17				9.17
STV INCORPORATED	8076	702			4,872.50									3,150.00	8,022.50
SUN RIDGE SYSTEMS INC	4772	001			25,033.75										25,033.75
SUPERION	7253	001									1,574.37	110,733.95			112,308.32
		670		2,508.46											2,508.46

Vendor By Fund By Period

			23												23 Total
Vendor Name	Vendor No	Fund	1	2	3	4	5	6	7	8	9	10	11	12	
SUPERION	7253	761			180.00	180.00									360.00
SURVALENT TECHNOLOGY CORP	6169	670											78,419.00		78,419.00
		673	15,800.00												15,800.00
SWANK MOTION PICTURES, INC.	7649	675										3,555.00			3,555.00
SWIFTLY INC	8526	610												2,102.38	2,102.38
SWITHENBANK, DANIEL	8478	001										42.50	(42.50)	353.25	353.25
SYMMES, WILLIAM	6273	670								141.35					141.35
		675				1,200.00									1,200.00
SYNAGRO-WWT, INC	7152	680		12,822.31											12,822.31
TAPIA, SALOMON	8538	675												97.50	97.50
TASC	5885	001	5,623.20	11,482.38	17,617.54	5,677.10	11,304.20	11,395.88	11,533.58	11,448.58	11,423.58	11,423.58	11,423.58	11,428.08	131,781.28
TAYLOR, RICHARD AND JUDY	8349	675			1,800.00										1,800.00
TAYLOR'S PLUMBING LLC	8110	001	232.66			110.00	110.00		110.00	229.98	110.00		1,383.18	2,264.81	4,550.63
		810										165.00			165.00
TEC EQUIPMENT, INC	7997	702	761.06	406.22	868.03	457.91		760.28		553.77		213.22	870.22	772.30	5,663.01
TECHLINE SPORTS LIGHTING LLC	8241	001									10,121.98				10,121.98
TECHNOLOGY UNLIMITED INC	5005	610			825.00							4,735.61			5,560.61
TECHSMITH CORPORATION	8384	001					450.98								450.98
		670					289.84								289.84
		761					96.64								96.64
TELEPACIFIC COMMUNICATIONS	6583	001	5,420.14	3,189.92	3,890.04	3,886.15	3,885.51	3,885.44	3,901.56	3,903.47	3,981.30	3,871.44	3,873.16	3,872.12	47,560.25
TELREPCO	8258	001													
TERMINIX COMMERCIAL	1802	001	8,128.73												8,128.73
		670	1,139.77	325.00	325.00	325.00	325.00	325.00	325.00	325.00	325.00				3,739.77
TERMINIX INTERNATIONAL	8429	001							850.00						850.00
TERMONFILS, KEVIN	8085	001				836.25									836.25
THAVIXAY, JENNIFER	8443	670								254.81					254.81
THE HOME DEPOT PRO	8214	660													
		680													
THE LIVING DESERT	8501	001													
THE MEJORANDO GROUP	8533	001												12,832.42	12,832.42
THE MOBILE TURTLE	7699	702	420.00		900.00	1,140.00				600.00			560.00	1,840.00	5,460.00
THE PARK CATALOG	8298	810													
THE SPYGLASS GROUP, LLC	8528	703													
THE TRAILER SPECIALIST	8525	001													
THESIER, DEREK	4985	001				327.75		2,110.00	4,356.00	1,076.25		189.75			8,059.75
THOMPSON, JAMES	5778	001								75.00					75.00
		100								37.50					37.50
		660								68.75					68.75
		680								68.75					68.75
THOMSON REUTERS - WEST	1447	001							226.92						226.92
THORNTON, MEL	6766	670						120.00						120.00	240.00
		675						195.00						195.00	390.00
TICKENOFF, JANET	8563	670												336.66	336.66
TIME WARNER CABLE	4412	670	2,109.26	2,109.26	2,109.26	2,109.26		2,109.26	2,110.56	2,110.56	2,110.56	1,947.74	1,947.74	3,002.37	23,775.83
TIME WARNER CABLE (086811201)	8151	670	80.97	80.97	80.97	80.97	80.97	80.97	80.97	80.97	95.01	95.01	95.01	95.01	1,027.80
TIME WARNER/CHARTER	8150	001	395.38	395.38	395.38	523.14	410.87	410.87	410.81	413.29	417.76	453.09	453.10	453.10	5,132.17
		670					2,109.26								2,109.26
TIMECLOCK PLUS, LLC	8387	001					1,980.00								1,980.00
TITAN ENVIRONMENTAL SOLUTIONS, INC	6752	001										1,310.00			1,310.00

Vendor By Fund By Period

			23												23 Total
Vendor Name	Vendor No	Fund	1	2	3	4	5	6	7	8	9	10	11	12	
TKE ENGINEERING, INC	6861	660											12,127.50		12,127.50
T-MOBILE	6743	001					275.00	50.00							325.00
TOM BELL CHEVROLET	416	702									267.68				267.68
TOP-LINE INDUSTRIAL SUPPLY, LCC	7976	702		115.20		159.38		245.30		200.39	12.00	437.32	90.37	43.53	1,303.49
TORRES, IVANO	6419	610								249.00					249.00
TOTAL-WESTERN, INC	4326	680					4,272.72		3,617.42	7,882.22	6,411.13				22,183.49
TRANSTECH ENGINEERS, INC	7878	001	7,393.00	4,125.00	9,472.50	3,991.50		1,376.00	1,446.50	1,316.00	2,447.00	6,784.00		3,162.00	41,513.50
TRANSTRACK SYSTEMS INC	8230	610	12,216.21	6,912.50	4,200.00	2,887.50		5,250.00	4,200.00	2,800.00			2,800.00		41,266.21
TREICHLER, JOHN	6271	670								22.54					22.54
TREMBLY, CHRIS	7520	660			112.53				95.00		137.92			130.00	475.45
TRENCH SHORING COMPANY	4540	660		90.00	90.00	90.00									270.00
		673										448.70		1,222.00	1,670.70
TRI COUNTY PUMP COMPANY	6808	660										19,586.27			19,586.27
TRI-GLOBAL TECHNOLOGIES, LLC	7874	670		2,685.00				12,060.00							14,745.00
TRILLIUM SOLUTIONS, INC	7941	610	3,000.00												3,000.00
TRI-POINTE HOMES IE-SD INC	8323	001			772.92		40,425.21			23,020.00				0.00	64,218.13
		673	30,462.57												30,462.57
TRUCK WORKS, INC	8174	702		894.19		2,794.11	197.97		868.78						4,755.05
TRULLION	8304	001	21,000.00												21,000.00
TRUNNEL, DEBBIE	8353	673	16,366.00			(8,183.00)									8,183.00
TURBO DATA SYSTEMS INC	2403	001	235.09	156.55	284.64	200.59	242.72	158.92	199.49	191.51	198.18	174.09	150.00	187.52	2,379.30
TURBOSCAPE, INC	8081	001				9,270.00									9,270.00
U.S. BANK	3590	001									580.00				580.00
		375	3,657.50	140,643.20						100,777.46			250.00		245,328.16
		669			2,750.00	1,559,895.18						401,656.26			1,964,301.44
		678			2,750.00		543,070.57						1,879,050.62		2,424,871.19
		680				2,750.00									2,750.00
		689				147,220.00						145,194.94			292,414.94
		830		1,745,857.01		2,750.00				440,860.76					2,189,467.77
		840		(0.17)						(0.54)					(0.71)
ULTIMATE MAINTENANCE SERVICES, INC	7913	670								1,500.00					1,500.00
UNDERGROUND SERVICE ALERT	871	100	62.57	54.21	74.61	79.29	55.37	55.37	54.78	53.62	58.88	53.61	62.38	53.04	717.73
		660	62.56	54.19	74.62	79.28	55.38	55.36	54.79	53.62	58.87	53.63	62.36	53.04	717.70
		670	62.56	54.21	74.63	79.29	55.36	55.38	54.79	53.62	58.86	53.62	62.37	53.03	717.72
UNITED STATES POSTAL SERVICE	1422	001						728.00							728.00
		761						232.00							232.00
UNITED TRANSMISSION EXCHANGE	7919	702				517.50									517.50
UNITED WATER WORKS, INC	6925	660				531.43				1,838.77	21,562.42			30,995.22	54,927.84
URBAN FUTURES INCORPORATED	4124	005										1,750.00			1,750.00
URENA-PEREZ, RITA	8382	675					32.50						195.00		227.50
USABLUEBOOK	1993	660						3,834.27		2,064.46					5,898.73
USDA FOREST SERVICE	2577	660					2,184.22								2,184.22
UTILITY ACCOUNTING EDUCATION	8173	670													
UTILITY CRANE AND EQUIPMENT	6782	670							9,473.35						9,473.35
UTILITY ENERGY FORUM	8433	675					4,110.00								4,110.00
VACA, YVETTE	7933	001		26.25	274.50	64.50	0.00	3,538.72			12.00				3,915.97
VALDEZ JR, MARY ALICE & ANTONIO	8534	675												195.00	195.00
VALENCIA, MARIBEL	7503	675						195.00						195.00	390.00
VAN WHY, BRUCE & LILLIAN	7181	670								197.97					197.97
VANCE CORPORATION	8175	102													

Vendor By Fund By Period

			23												23 Total
Vendor Name	Vendor No	Fund	1	2	3	4	5	6	7	8	9	10	11	12	
VANCE CORPORATION	8175	660									17,000.00				17,000.00
VARGAS, MARIA	7236	001		51.75		340.00				24.00					415.75
VCS ENVIRONMENTAL	8296	001		368.75	737.50		1,118.75	1,585.15		356.25		265.00	1,403.75	2,520.00	8,355.15
VECTORUSA	8480	110													
VELA, ARTURO	5501	001	82.50								135.57				218.07
		100	15.00												15.00
		600	7.50												7.50
		610	15.00												15.00
		660	90.00												90.00
		680	60.00												60.00
		690	22.50												22.50
		702	7.50												7.50
VELA, ARTURO M	7159	675					195.00						195.00		390.00
VEOLIA TECHNICAL SOLUTIONS	7847	001					175.55								175.55
VEOLIA WATER CONTRACT OPERATIONS US	7007	680	70,814.00	70,814.00	70,814.00	70,814.00	70,814.00	70,814.00	70,814.00	70,814.00	70,814.00			212,442.00	849,768.00
VERIZON WIRELESS SERVICES, LLC	5369	001	3,610.99	3,561.15	3,476.27	3,499.61	3,643.05	3,608.54	3,430.01	3,584.82	3,766.83	4,362.22	3,791.73	5,313.91	45,649.13
		100	228.49	362.86	309.56	368.15	239.30	356.68	270.53	272.27	276.31	281.62	278.70	282.62	3,527.09
		610	191.99	193.53	192.41	189.63	198.10	175.04	177.79	182.74	177.90	749.36	550.50	550.38	3,529.37
		660	818.20	716.02	847.08	609.87	726.30	849.56	870.02	797.29	673.44	729.64	1,190.28	814.73	9,642.43
		670	1,760.84	1,504.06	2,114.53	2,083.61	1,849.52	1,803.44	1,970.58	1,737.08	1,843.32	1,732.53	1,790.63	2,337.39	22,527.53
		680	119.11	108.78	167.03	92.58	94.95	154.32	132.15	135.26	143.46	148.08	139.95	137.74	1,573.41
		702	78.35	124.59	90.57	77.20	76.41	88.72	75.80	85.68	76.63	78.41	78.04	77.83	1,008.23
		703	165.87	168.31	157.92	201.83	193.70	346.10	144.70	172.54	171.41	175.37	306.74	180.56	2,385.05
		761	171.11	169.07	168.60	167.12	166.65	169.44	168.86	167.71	166.53	177.10	1,334.48	220.35	3,247.02
VERSATILE INFORMATION PRODUCTS	445	001	2,200.00												2,200.00
VILLEGAS, JOSE	7042	670					120.00						120.00		240.00
		675					195.00						195.00		390.00
VIRTUAL PROJECT MANAGER, LLC	7885	100	83.30	166.60	83.30	83.30		166.60	83.30		166.60	83.30	83.30		999.60
		660	208.30	416.60	208.30	208.30		416.60	208.30		416.60	208.30	208.30		2,499.60
		670	500.10	1,000.20	500.10	500.10		1,000.20	500.10		1,000.20	500.10	500.10		6,001.20
		680	208.30	416.60	208.30	208.30		416.60	208.30		416.60	208.30	208.30		2,499.60
VISION SECURITY SYSTEMS	6143	001	19,411.79	6,204.63		2,499.48		930.76	1,575.00		650.00	1,575.00			32,846.66
		100		71.40		71.40			71.40			71.40			285.60
		600	105.00			105.00			105.00			105.00			420.00
		660	210.00	71.40	210.00	71.40		210.00	71.40		210.00	71.40			1,125.60
		670		217.20		217.20			217.20			1,657.20			2,308.80
		702		105.00		105.00			105.00			105.00			420.00
VISTA PAINT	1890	001					321.30			321.30	201.46			201.46	1,045.52
		100	436.03	231.64	7,541.42	0.00	359.58						906.57		9,475.24
		200													
		810	872.06												872.06
VORISEK, ADAM	7375	670								214.16					214.16
VULCAN MATERIALS	6650	660	2,551.43	39.67	2,016.70	51.72	2,454.79	52.05	2,787.83	53.62		2,751.36			12,759.17
WAGES, ROBERT & ANN	7182	670								172.72					172.72
WALKER, BRIAN	4984	001		42.50	76.50	353.25	278.78	131.25				3,821.87		170.00	4,874.15
WALKER, LORRAINE	8449	001								37.20	279.12	205.20		35.70	557.22
WALL CHINESE RESTAURANT	8523	001												10,000.00	10,000.00
WALLACE, COLLEEN	7576	001		270.19	70.00		470.34		503.17					134.54	1,448.24
WALTER STANLEY COS, LLC	7282	001	437.31											155.22	592.53
WASHINGTON, MARK	6962	001			70.00										70.00

Vendor By Fund By Period

			23												23 Total
Vendor Name	Vendor No	Fund	1	2	3	4	5	6	7	8	9	10	11	12	
WASHINGTON, MARK	6962	761							136.28						136.28
WASTE MANAGEMENT OF THE IE	1436	690	6,037.89	6,595.02	2,867.90	1,184.13	502.88	303.72	226.12	316.53	761.73	1,348.13	139.92	590.00	20,873.97
WATER ENVIRONMENT FEDERATION	6165	660							150.00						150.00
WATERLINE TECHNOLOGIES, INC	6918	001	1,554.71	992.80	1,307.66	350.83	451.06	2,564.59		345.88	699.00		4,632.92	2,551.76	15,451.21
WATKINS, SHERON	8391	675					2,400.00								2,400.00
WCT PRODUCTS, INC	7575	660													
		670						11,039.66							11,039.66
		680	405.00												405.00
WEBSTER, LON	5390	670					120.00						120.00		240.00
		675					195.00						195.00		390.00
WEG TRANSFORMERS USA LLC	8192	673			758,400.00	94,800.00	263,070.00		168,270.00						1,284,540.00
WEINBERG, MARK & JUDY	7183	670								73.88					73.88
WELDOR'S SUPPLY AND STEEL	7249	001					26.94								26.94
		660	16.16		49.49						49.49	161.36		49.49	325.99
		702	78.27			106.44					500.00			125.00	809.71
		810										386.73			386.73
WELLS FARGO BANK	2256	001	1,002,736.76	910,090.63	970,167.47	968,657.45	1,059,334.59	1,709,805.29	1,054,587.00	985,468.66	1,016,783.62	1,146,662.58	1,195,686.51	1,867,092.42	13,887,072.98
	4228	001	800.00	1,200.00	800.00	800.00	800.00	800.00	1,200.00	800.00	800.00	800.00	800.00	800.00	10,400.00
WELLS FARGO CARD SERVICES INC	4821	001	15,015.74	14,558.89	36,475.88	37,520.30	23,679.43	26,155.32	38,363.07	19,032.18	28,822.07	22,138.62	22,329.04	24,448.60	308,539.14
		100	86.35			22.84		166.50			131.15	706.19		89.35	1,202.38
		148									988.67				988.67
		201						79.12	1,045.64						1,124.76
		610			109.00	1,064.86	632.00				50.16			1,955.22	3,811.24
		660	432.00	75.00	125.00	1,726.63		356.81	231.67	99.00	296.27	208.65	576.46	38.85	4,166.34
		670	14,509.95	12,896.72	19,603.58	23,138.96	6,941.42	8,366.64	3,128.38	8,426.07	15,925.58	15,523.65	9,377.84	24,851.38	162,690.17
		673							106.67						106.67
		675	9,346.78	9,900.97	14,715.51	14,588.50	9,671.82	2,853.08	17,443.05	8,494.37	7,563.50	8,640.76	2,015.00	8,063.51	113,296.85
		680	68.79			83.47		40.66	206.66		296.27		51.14		746.99
		690			286.61	1,456.78	818.90			780.09	1,162.38	121.20			4,625.96
		702	2,175.41	6,302.79	3,156.26	1,183.40	2,270.68	414.19	4,326.20	37.08	2,478.00	1,916.64	5,509.14	7,361.86	37,131.65
		703	750.00	1,075.70	1,041.48		2,913.76	2,138.00	599.88	99.00					8,617.82
		761	627.54	177.15		51.26				315.12	149.95	180.24			1,501.26
		810	414.90	1,119.86	229.55	86.17					375.28	238.47			2,464.23
WEST & ASSOCIATES ENGINEERING, INC	8018	660												8,900.00	8,900.00
WEST COAST ARBORISTS, INC	3999	001													
WEST COAST SAFETY SUPPLY CO., INC	3416	670													
WEST COAST SAND & GRAVEL, INC.	7381	660	1,570.92		1,577.33	1,111.59	1,158.29	1,108.27	7,414.51	1,148.62	620.12	551.78		1,584.96	17,846.39
WESTERN CONSTRUCTION SPECIALISTS	8303	673	225,468.00												225,468.00
WESTERN EXTERMINATOR COMPANY	7690	670				190.00									190.00
WESTERN MUNICIPAL WATER DISTRICT	7021	660								1,150.00					1,150.00
WESTERN RIVERSIDE COUNTY	5026	001		3,947.00	15,788.00		7,894.00	94.60	5,739.02	20,397.00	6,922.13		181,256.00	271,461.37	513,499.12
		661												9,059.64	9,059.64
WESTRICK, FERNE	6560	670								23.91					23.91
WESTRUX INTERNATIONAL INC	143	702			327.67		477.82	941.93		924.18	2,823.58	1,290.56	61.11	43.89	6,890.74
WHEATLEY, REGINE	8487	675										1,800.00			1,800.00
WHITE BRENNER LLP	8161	660													
WHITE CAP LP	2836	660													
WHITE, BEVERLY	6359	675						195.00							195.00
WHOOSTER, INC	7661	001												1,300.00	1,300.00
WIEGAND, JOHN & SHARON	6275	670								173.19					173.19

Vendor By Fund By Period

			23												23 Total
Vendor Name	Vendor No	Fund	1	2	3	4	5	6	7	8	9	10	11	12	
WILBUR'S POWER EQUIPMENT	466	001									353.31				353.31
		100	1,045.15	824.73	661.14	453.22			676.61		177.90			312.46	4,151.21
WILCE, MARLENE	6230	670					150.00						150.00		300.00
WILCOX, ROBERT	8485	001									117.47				117.47
WILLDAN ENGINEERING	6184	001	309.55	58,677.70	56,919.45	79,570.00	70,142.50	53,540.00	65,420.00	59,470.00	66,425.00	71,105.00	53,147.50	102,512.50	737,239.20
		100	380.25	405.60	177.45										963.30
		660	1,395.23	1,488.24	651.11										3,534.58
		680	1,395.23	1,488.24	651.11										3,534.58
		690	380.25	405.60	177.45										963.30
		702	1,014.49	1,082.12	473.43										2,570.04
WILLDAN FINANCIAL SERVICES	2971	375	791.40		797.15			866.40		950.00	791.40	10.63		31.89	4,238.87
		669										1,100.00			1,100.00
		678										1,100.00			1,100.00
		689						250.00				1,100.00			1,350.00
WILLIAMS SCOTSMAN, INC	1357	810	22,115.37		4,014.77	6,695.41	3,738.93	3,728.15	3,728.15	3,728.15	3,728.15	3,717.37	3,717.37	3,843.13	62,754.95
WILLIAMS, JOHN	7585	670								216.84					216.84
WILLIAMS, KAYLA	8502	001												346.50	346.50
WILSON, MILDRED	8035	610												172.83	172.83
WIREMAN, RHONDA	6236	675					195.00								195.00
WISECARVER, COLLETTE	8381	670					175.00						150.00		325.00
WITTMAN ENTERPRISES, LLC	8022	001	5,139.25	5,673.00	3,888.75	6,023.75	4,605.50	6,481.25	4,361.50	5,002.00	4,681.75	4,620.75	3,965.00	5,383.25	59,825.75
WOOD, RONALD & JUDY	7868	670								163.25					163.25
WOODARD & CURRAN, INC	7220	660													
WRCOG	2690	001				3,941.09									3,941.09
		132				3,000.00									3,000.00
		690	1,094.58				3,984.28								5,078.86
		702				3,000.00									3,000.00
WRIGHT, RALPH	8564	670												90.76	90.76
WRIGHT, RALPH	7846	001										171.25		244.00	415.25
WYSS, PATRICIA J	8503	675											1,800.00		1,800.00
XENIA PACIFIC, INC	6662	001		1,299.73	423.99	1,258.52		242.44		1,454.63	872.78		1,293.00	720.38	7,565.47
		100				13.47									13.47
		610				1,282.23									1,282.23
		690						2,736.85							2,736.85
		810												158.33	158.33
XTREME RESCUE INC	8439	001										566.75			566.75
XYLEM DEWATERING SOLUTIONS, INC	6011	680													
YORK, RICHARD	7376	670								241.40					241.40
YOUNG, CARLA	5375	670							711.86					455.43	1,167.29
YOUNG, RICHARD	7583	670								171.60					171.60
YOUNGBLOOD, RICHARD	2857	001				25.50		12.75							38.25
YUNEX, LLC	8096	100		3,921.13											3,921.13
ZENCITY TECHNOLOGIES US, INC	8190	001							42,000.00						42,000.00
ZENNER PERFORMANCE METERS, INC	6499	660	1,140.06			16,512.47	1,771.48	30.00		225,983.31	1,442.33	14,445.86	17,209.83	1,650.00	280,185.34
ZOELLER, SUSAN	5471	675					195.00						195.00		390.00
ZOHO CORPORATION	8097	703													
OPENGOV, INC	7618	001						12,000.00		24,750.00					36,750.00
		600								225.00					225.00
		610								4,050.00					4,050.00
		660								4,500.00					4,500.00

Vendor By Fund By Period

			23												23 Total
Vendor Name	Vendor No	Fund	1	2	3	4	5	6	7	8	9	10	11	12	
OPENGOV, INC	7618	670								8,100.00					8,100.00
		680								2,250.00					2,250.00
		690								225.00					225.00
		703								900.00					900.00
SERVIAM BY WRIGHT LLP	7131	700	399.80	680.35	1,995.11	2,231.40	1,431.00	1,501.84	7,404.15	4,317.69	881.60		21,915.69	16,283.38	59,042.01
Grand Total			12,826,681.83	8,694,628.59	11,049,238.37	7,310,335.59	6,649,858.87	9,790,985.14	5,727,532.32	7,666,714.78	7,109,747.26	5,641,869.60	8,559,902.88	10,246,488.15	101,273,983.38

Vendor By Period

Sum of Tran Amt		FY	Period											
		23												23 Total
Vendor Name	Vendor No	1	2	3	4	5	6	7	8	9	10	11	12	
3 L EXECUTIVE SERVICES	8369						25,031.94	2,370.00	3,085.61	2,489.61		4,485.29		37,462.45
4IMPRINT	5678			642.37										642.37
A JUMP N PARTY, INC	6956											2,078.50		2,078.50
A.C. PROPANE	8333	247.92		277.74	284.34	287.22	828.26	915.00	25.16	956.52		328.10		4,150.26
AB FENCE COMPANY, INC	7801												4,900.00	4,900.00
ABBOTT, CELIA	7508						195.00						195.00	390.00
ACCULINE CONSULTING, LLC	7689								20,064.50	82,290.50			92,045.00	194,400.00
ACOM SOLUTIONS, INC	6497	4,439.00	490.00					795.00						5,724.00
ACOSTA, JESSICA	7902								208.36					208.36
ADAPT AD SPECIALTY	8479									3,990.82				3,990.82
ADVANCED WORKPLACE STRATEGIES INC	4781	1,485.00	503.00	50.50	65.50	228.00	57.00	57.00						2,446.00
ADVANTAGE DEMOLITION & GRADING	8186													
AHRENS, JOYCE	6435								159.67					159.67
AILA, GREBELL	7265					195.00						195.00		390.00
AKIN, CHAD	8519										124.99			124.99
AKINS IT	8054		125,433.39			12,949.78								138,383.17
ALBERT A. WEBB ASSOCIATES	3065	43,380.93	37,489.75	32,048.71	6,997.38	8,278.50	8,029.50	1,903.00			19,907.79	15,732.13		173,767.69
ALBRIGHT, DILLON	8505											387.00		387.00
ALESHIRE & WYNDER, LLP	4994	226.00	351.00	234.00	780.00	429.00	1,072.50	429.00	721.50	702.00	58.50	39.00	975.00	6,017.50
ALGIERS, LYNETTE	7977				250.00									250.00
ALL AMERICAN ASPHALT	6724	291,676.11		386.28					74,072.05					366,134.44
ALL AMERICAN TOWING	1492	225.00	225.00			220.00			225.00					895.00
ALL SEASONS INSULATION	8434							2,995.00						2,995.00
ALL STAR ELITE SPORTS	7098			1,506.83			78.82	2,884.42	1,292.13	252.21	2,134.47	2,785.89	820.39	11,755.16
ALL STAR GLASS, INC.	3597			478.21		2,235.73		1,265.85		354.00	118.00	1,311.49	118.00	5,881.28
ALLEN REBUILT, INC	6643		876.00											876.00
ALLEY BARBER & HAIR STYLING , THE	8413							10,000.00						10,000.00
ALLGOOD DRIVING SCHOOL, INC	7979					27.30	27.30			54.60		27.30		136.50
ALLIANT INSURANCE SERVICES, INC	6775	10,371.00										301,543.52	10,371.00	322,285.52
ALLISON MECHANICAL INC	7545								891.71					891.71
AL'S KUBOTA TRACTOR	34						114.73		463.64	83.76	227.47		445.86	1,335.46
ALTA PLANNING + DESIGN INC	8297		25,908.24	14,378.50	10,035.50	16,825.00	14,905.07	35,290.15	7,515.75	15,203.00	37,883.90	8,050.00	25,439.83	211,434.94
ALTAIR ENGINEERING INC	8311	9,975.00											21,771.00	31,746.00
ALTEC INDUSTRIES, INC.	1616	293,501.50	27,087.61	7,743.28					363.00	898.40	942.30	1,308.77		331,844.86
ALTERNATIVE TECHNOLOGIES, INC	6482													
AMAZON BUSINESS	7468	5,538.25	12,763.92	4,500.54	6,193.77	5,085.92	5,334.33	6,320.99	2,783.31	9,792.56	6,208.48	12,591.22	11,734.53	88,847.82
AMAZON CAPITAL SERVICES, INC.	8146				11.30	1,490.60		407.40		644.22	(71.67)			2,481.85
AMERICAN COUNCIL OF ENG COMPANIES	7580						399.13							399.13
AMERICAN FORENSIC NURSES	4265	2,573.78	1,427.29	1,146.49	1,708.09	1,254.13	1,254.13	1,327.14	1,046.34	1,192.36	1,411.39	1,338.38	1,192.36	16,871.88
AMERICAN KEY SUPPLY	7653													
AMERICAN PLANNING ASSOCIATION	3348		500.00											500.00
AMERICAN RAMP COMPANY	5452													
AMERICAN ROAD MAINTENANCE INC	8115		19,263.33											19,263.33
AMERICAN WATER WORKS ASSN	910				622.00									622.00
AMILIA TECHNOLOGIES USA INC	8261				2,492.50									2,492.50

Vendor By Period

Vendor Name	Vendor No	1	2	3	4	5	6	7	8	9	10	11	12	
ANDERSON, DENNIS & LUCILLE	7161								241.60					241.60
ANDREWS, LORRAINE	7603								307.00					307.00
ANGI ENERGY SYSTEMS, LLC	5299													
ANIXTER, INC	7048	11,139.53	4,014.77	11,000.42	11,753.04	22,761.46	51,085.37	43,941.29	105,005.49	14,165.73	9,308.59	3,208.58	22,796.68	310,180.95
ARAGON GEOTECHNICAL, INC	6195								5,945.00					5,945.00
ARAMARK UNIFORM & CAREER APPAREL	7743	3,792.36	1,392.36	1,827.54	2,138.88	1,414.13	1,345.64	1,001.81	2,525.73	541.26	299.25	295.44	844.25	17,418.65
ARC DOCUMENT SOLUTIONS	8082												24,110.00	24,110.00
ARCE, PAUL	8331			224.00	168.00	140.00	84.00	168.00	84.00	140.00	224.00	280.00	140.00	1,652.00
ARCHIVESOCIAL, INC	8158	4,788.00												4,788.00
ARE ANIMAL RESCUE	8117	15,000.00			15,000.00		2,583.84	15,000.00		17,202.39				64,786.23
ARIAS DE RAMIREZ, LEONILA	8509											195.00		195.00
ARMSTRONG, CLIFF	8361			3,000.00										3,000.00
ARTISTIC MAINTENANCE, INC.	5946	9,188.37	9,017.82	4,820.90	4,874.83	5,428.48	4,226.90	4,092.00	135.00	4,092.00	4,135.21	4,092.00	8,184.00	62,287.51
ASBURY ENVIRONMENTAL SERVICES DBA	6899	114.40	144.39			63.57	391.80	144.39	1,357.38	746.95		433.16		3,396.04
ASSOC OF RIVERSIDE COUNTY	3072									200.00				200.00
AT&T CALNET 2	6175	157.22	1,520.21	1,511.11	2,424.41	154.21	1,473.15	1,477.01	1,508.56	1,508.90	1,500.04	1,480.11	2,801.25	17,516.18
AT&T MOBILITY LLC	8147	2,073.30	1,693.19	1,443.40	1,448.40	1,418.40	1,418.40	1,418.48	1,490.88	1,497.38	1,580.79	1,602.43	1,571.19	18,656.24
ATBACKGROUNDS	7667	53.75	296.06									290.62	814.31	1,454.74
ATWORK PERSONNEL SERVICES	7937	5,144.67	5,243.85	4,740.23	2,478.98	3,223.17								20,830.90
AUDELO, REBECCA	8515											65.00		65.00
AUER, WILLIAM	6942	70.00	732.25	0.00	148.75	12.75	728.74					655.50	(327.75)	2,020.24
AURIGA CORPORATION	8259			25,150.00		3,050.00	10,000.00	5,100.00	4,400.00	3,250.00	4,900.00	1,100.00	1,900.00	58,850.00
AUSTIN, CHANDA	8114		13.50		15.75									29.25
AUSTRUM, RICHARD & DIANA	6457						150.00						150.00	300.00
AUTOMATED GATE SERVICES, INC.	3933	360.00	2,532.00	743.00	712.75	1,185.00				998.50	585.00	539.00	1,635.00	9,290.25
AVILA, CHRISTINA	6593									504.00				504.00
AVILA, SOL	7121		332.56	261.75	340.00		55.94	4,206.17	24.00	155.25				5,375.67
AVILA, VINCENT	5872		3,432.79		410.11						3,681.89	405.00	150.00	8,079.79
AVINA, SYLVIA & FLORENCIO	8336	3,000.00												3,000.00
A-Z BUS SALES, INC. (COLTON)	2073										79.09		2,885.55	2,964.64
BABCOCK LABORATORIES, INC	6774	2,762.86	13,744.89	13,677.79	2,978.50	1,259.00	2,844.35	12,913.51	1,248.10	11,586.25	4,828.85	3,917.11	4,133.27	75,894.48
BALLESTEROS, ILIANA	8327	1,800.00												1,800.00
BANNING CHAMBER OF COMMERCE	7632			5,950.00					2,500.00					8,450.00
BANNING GLASS MIRROR & SCREEN	7101	715.21	777.87		216.54	1,870.24				769.43		791.67	1,195.40	6,336.36
BANNING PASS LITTLE LEAGUE	8565												795.74	795.74
BANNING POLICE EXPLORERS POST 1250	7738						685.00							685.00
BANNING POLICE OFFICERS ASSOC.	7990	2,960.30	2,960.30	2,860.30	2,960.30	3,010.30	2,860.30	2,960.30	2,960.30	2,860.30	2,860.30	2,810.30	2,760.30	34,823.60
BANNING TECH KNOW	8406							10,000.00						10,000.00
BANNING VETERINARY HOSPITAL	5297	516.75	152.50	805.75	1,758.59	3,850.83	678.46	386.00	104.00	840.33	1,351.38		2,491.30	12,935.89
BARR DOOR, INC	6710							3,864.76	5,475.42	570.00	570.00	1,164.00	759.36	12,403.54
BARRILLEAUX, BRENDA	7854								140.13					140.13
BARRY ANINAG INVESTIGATIONS LLC	8582												10,217.25	10,217.25
BARSUGLI, JAMES	8345			1,600.00										1,600.00
BASS, MARY	8546												421.88	421.88
BEACON BID	8465										3,000.00			3,000.00
BEAUMONT BASIN WATERMASTER	4972	17,546.00			63,161.00		5,674.00				260.00			86,641.00
BEAUMONT CHAMBER OF COMMERCE	3628								30.00					30.00
BEAUMONT CHERRY VALLEY WATER	3674	192,184.24								121,141.73		73,768.47	26,873.32	413,967.76
BEAUMONT DO IT BEST HOME CENTER	6091	2,108.75	1,045.73	1,531.20	1,122.16	1,540.85	2,318.54	1,645.27	1,629.49	1,536.92	1,292.98	2,585.59	1,886.10	20,242.58

Vendor By Period

Vendor Name	Vendor No	1	2	3	4	5	6	7	8	9	10	11	12	
BEAUMONT SAFE & LOCK	951	205.60	1,460.99	758.89	120.32	114.45	3,781.08	375.84	255.36	473.36	161.93	3,347.98	280.48	11,336.28
BEAUMONT, CITY OF	3471											206.50		206.50
BECERRA, ELADIO	6575						195.00						195.00	390.00
BECHTEL, PETRA	6982					195.00						195.00		390.00
BECKER, BRAD	4850			188.75							0.00			188.75
BEDEL, RICHARD	8337		3,000.00											3,000.00
BELL, GLORIA TOTI	8152						25.00							25.00
BENCOMO, EDGAR	8508											1,436.92		1,436.92
BENHAR, DIANA T	7099	976.50	353.50	423.50	360.50	231.00	108.50	364.00	301.00	315.00	311.50	227.50	297.50	4,270.00
BERNARDS OFFICE FURNITURE INC	8442										4,827.20			4,827.20
BEST DRILLING AND PUMP INC	8445										65,550.00	281,570.50	194,560.00	541,680.50
BEWEAR CREATIVE INC	7984		6,706.36			2,056.46		4,880.91	791.70					14,435.43
BIBBO, ROBERT & MARCIA	6557								120.03					120.03
BIG TEX TRAILER WORLD	2643			21.54	15.05									36.59
BIO-TOX LABORATORIES	2051	1,092.00	1,309.00	1,019.00	649.00	3,308.00	1,779.00	907.00	920.00	408.00	374.00	451.00	666.00	12,882.00
BLACK & VEATCH MGMT CONSULTING	8109	24,580.00		1,060.00	1,060.00									26,700.00
BLACK KNIGHT TERMITE & PEST	8256		645.00	645.00	645.00									1,935.00
BLACKWELL, CAROL	7320					315.00						315.00		630.00
BLAIS & ASSOCIATES, LLC	7612	4,125.00	9,167.50	15,943.50	9,371.00	11,758.00	3,145.00	20,187.50	26,359.00	9,921.50	18,368.04	8,640.54	7,777.50	144,764.08
BLAISDELL'S BUSINESS PRODUCTS	8271	772.13	1,502.84		758.56	1,731.48	60.31			2,684.84			911.37	8,421.53
BLAKESLEE, DENISE	8376					2,000.00								2,000.00
BLANK, BARBARA	6628					315.00								315.00
BLEIER, TODD	7816					195.00						195.00		390.00
BLOOMHUFF, NINA	5704						195.00						195.00	390.00
BLUE SHIELD OF CALIFORNIA	7251	88,079.49	92,659.80	95,104.45	96,612.20	91,277.10	92,339.06	94,474.79	95,041.34	100,024.24	94,959.98	76,370.59	76,390.76	1,093,333.80
BLUEBEAM, INC	8338			8,064.00	2,340.00									10,404.00
BLUMENFELD, PHILLIP & JOAN	7162								82.71					82.71
BOA ARCHITECTURE	6870			34,190.00				12,630.00	32,585.00			5,344.00	870.00	85,619.00
BOGARD, LINCOLN	8420							779.45						779.45
BOIES, SANDRA DIANE	6748						195.00						195.00	390.00
BOLIN, DIANA	7817					195.00						195.00		390.00
BOOTH, CATHY	7085					195.00						195.00		390.00
BORDEN EXCAVATING INC	8411								94,650.00					94,650.00
BOSTON, LINDA	6362						195.00						195.00	390.00
BOWEN, WAYNE	7875								134.80					134.80
BOWMAN, SCOTT	8529												2,400.00	2,400.00
BOWMAN, TERRY AND LINDA	8547												968.72	968.72
BOYDD PRODUCTS INC	7147		10,775.00					10,128.50						20,903.50
BOYS & GIRLS CLUBS	5351										10,000.00	1,500.00		11,500.00
BRADY, RONALD AND ROBIN	8548												247.70	247.70
BRANNEN MOTOR COMPANY	8399						576,000.00						48,000.00	624,000.00
BRAVO, ARLYN	8484										95.50			95.50
BRIANT, HARRIET	7382								201.98					201.98
BRIGHTLY SOFTWARE , INC	7880		80,783.16			1,500.00		7,000.00	531.00				5,794.00	95,608.16
BROCK, SARA	8139	246.50							250.00					496.50
BROWN, GLENN	7356								31.99				109.49	141.48
BRUNELLE, DAVID	8403						1,600.00							1,600.00
BRUNSON, CHRISTOPHER	8332		315.00											315.00
BUCHANAN, CHARLES	7856												79.82	79.82

Vendor By Period

Vendor Name	Vendor No	1	2	3	4	5	6	7	8	9	10	11	12	
BUCKMAN, JACALYN	7994					195.00						195.00		390.00
BULCHA, NANCY	7602								192.57				104.85	297.42
BUNCH, JAMES & BRENDA	6251								233.11					233.11
BURLINGTON SAFETY LABORATORY	7799					155.39	3,726.60		2,659.00					6,540.99
BURNHAM GIBSON WEALTH ADVISORS LLC	8421										2,589.68		4,145.02	6,734.70
BUS & EQUIPMENT REPAIR	4807	767.97	3,436.55											4,204.52
BUSINESS TELECOMMUNICATION	6702			148.49	968.56			492.39			8,894.56			10,504.00
C.S. LEGACY CONSTRUCTION, INC	5504	4,033.89				11,641.11	14,426.19							30,101.19
CA. DEPT OF TRANSPORTATION	998				2,505.31			4,021.28		(2,069.64)	2,761.15		3,007.19	10,225.29
CA. ST. BOARD OF EQUAL. - FUEL	2257	653.00			659.00			472.00	931.00		723.76			3,438.76
CA. ST. BOARD OF EQUALIZATION	3012	2,458.00				1,290.00			979.00		560.00			5,287.00
CA. ST. DEPT. OF CONSERVATION	994			1,457.98			1,932.20						2,841.70	6,231.88
CA. ST. DEPT. OF FORESTRY	3220								453.56				907.12	1,360.68
CA. ST. DEPT. OF MOTOR VEHICLES	6444								44,640.00					44,640.00
CA. ST. EMPLOYMENT DEV. DEPT.	985	80,889.20	107,651.20	76,878.05	74,251.88	88,449.44	101,780.16	116,095.53	69,489.18	75,681.94	88,741.86	92,927.73	84,332.00	1,057,168.17
CA. ST. PUBLIC EMPLOYEES	997	3,907,707.19	239,577.40	366,677.46	242,323.57	234,095.37	266,988.95	262,937.77	278,152.34	538,233.83	625.95	431,372.33	278,656.26	7,047,348.42
CABALLERO, DANIEL	7051		298.50							765.20			228.00	1,291.70
CABAZON WATER DISTRICT	8394			33,117.73			277,818.74	12,517.75					771,854.42	1,095,308.64
CABRERA, YESENIA LOPEZ-	7864								202.34					202.34
CAL CITIES	2496							13,949.00	500.00					14,449.00
CALACT	3726							1,230.00						1,230.00
CALDERON, SANDRA B	4577		250.00											250.00
CALIF BUILDING STANDARDS COMMISSION	6292			385.05			374.40							759.45
CALIFORNIA ASSOCIATION OF CODE	5337					200.00		925.00						1,125.00
CALIFORNIA DEPT OF TAX AND FEE ADMN	1756			15,392.00			10,399.00				9,728.00		9,222.00	44,741.00
CALIFORNIA LAW ENFORCE ASSN	3780	891.00	891.00	891.00	945.00	918.00	891.00	918.00	918.00	918.00	864.00	891.00	864.00	10,800.00
CALIFORNIA LAW ENFORCEMENT ASSOC	6858											75.00		75.00
CALIFORNIA MUNICIPAL STATISTICS	6811	550.00												550.00
CALIFORNIA PARK & REC SOCIETY	989			850.00										850.00
CALIFORNIA PEACE OFFICERS' ASSN	1585				1,150.00									1,150.00
CALIFORNIA POLICE CHIEFS ASSN	3210							10,300.00				462.00		10,762.00
CALIFORNIA RURAL WATER ASSOCIATION	6455								1,507.00					1,507.00
CALIFORNIA STATE TREASURER	7952					119.00								119.00
CALIFORNIA UTILITIES EMERGENCY ASSO	7669	500.00									500.00			1,000.00
CALIFORNIA WATER ENVIRONMENT	4042	382.00	312.00	95.00				202.00	404.00			297.00		1,692.00
CALIFORNIA, STATE OF	992		13,631.00			8,918.00			1,259.00			1,315.00		25,123.00
CALIFORNIA-NEVADA J.A.T.C.	3958							15,416.66					32,000.00	47,416.66
CALLAHAN, BRIAN	5171							9,120.86	4,560.43	4,560.43	4,560.43		9,120.86	31,923.01
CALOLYMPIC GLOVE & SAFETY CO, INC	95			607.61		454.65	1,522.04						2,797.05	5,381.35
CALPERS 457 PLAN - 450260	4051	68,856.39	67,160.52	106,889.09	33,647.26	103,172.18	73,431.89	54,314.87	78,017.71	108,540.16	75,051.72	80,568.46	73,255.45	922,905.70
CAMPA, ERIC	7287				237.50		992.26						68.00	1,297.76
CANALES, SILVERIO	7796					195.00						195.00		390.00
CANON FINANCIAL SERVICES, INC	7078	2,214.02	2,244.85	2,084.36	2,053.53	2,053.53	2,970.20	2,259.68	2,053.53	2,244.85	2,053.53	2,053.53	2,214.02	26,499.63
CANYON SPRINGS ENTERPRISES	8313			7,125.00	261,962.50	90,368.75	143,640.00						56,462.86	559,559.11
CAPITAL REALTY ANALYSTS, INC	7260		1,800.00	7,900.00										9,700.00
CAPPO	8112						560.00							560.00
CAROLLO ENGINEERS	5350				3,092.00	4,787.50					7,356.00			15,235.50
CARON, DOMINIC	8431							2,400.00						2,400.00
CARPENTER, MELINDA	8357			1,800.00										1,800.00

Vendor By Period

Vendor Name	Vendor No	1	2	3	4	5	6	7	8	9	10	11	12	
CARTEGRAPH SYSTEMS LLC	5980					6,153.02								6,153.02
CASC ENGINEERING AND CONSULTING INC	6874	5,007.00	6,050.50	2,909.00	1,510.50		799.50	511.00	1,601.50	6,001.75	9,767.50	60,730.25	24,354.05	119,242.55
CASSADAS, ERICA	7086	250.00											187.75	437.75
CASTANEDA, SANDRA	6396	244.00												244.00
CASTILLO PARTY RENTALS	8393					1,560.00								1,560.00
CASTILLO, ASHLEY	8477										327.75		120.75	448.50
CASTILLO, JORGE IVAN	8078												1,364.33	1,364.33
CASTRO, DAVID	8488										250.00			250.00
CAVANAUGH & ASSOCIATES, P.A.	7472					2,500.00								2,500.00
CBT NUGGETS, LLC	8532													
CCMF	6648	400.00												400.00
CDW GOVERNMENT, INC	4253	7,980.93	14,502.09	19,725.89	7,537.12	14,656.18	15,089.43	6,862.26	4,389.18	3,995.83	20,256.09	11,970.29	8,574.53	135,539.82
CELL BUSINESS EQUIP-LEASING	7561	1,087.44	1,087.44	1,150.86	1,796.33	1,150.86	751.74	1,549.98	751.74	1,150.86	1,190.78	1,190.78	1,629.82	14,488.63
CELL BUSINESS EQUIPMENT (CBE)	7033	155.56	2,459.25	1,552.20	1,750.07	1,367.42	800.02	805.82	2,355.49	897.73	1,698.17	2,727.76	2,059.24	18,628.73
CENTER ELECTRIC SERVICES, INC	5307	16,629.73		10,561.31	43,868.54		26,984.02	15,964.37		6,533.32		10,274.65	11,266.71	142,082.65
CHACON, ARTHUR	5344				207.25									207.25
CHANDLER ASSET MANAGEMENT INC	8471												1,856.99	1,856.99
CHERRY VALLEY NURSERY AND	2192		3,342.39											3,342.39
CHR SERVICES, INC.	7760											2,310.00	2,800.00	5,110.00
CI SOLUTIONS	5838	995.00					194.87							1,189.87
CI TECHNOLOGIES, INC.	7985					2,400.00								2,400.00
CINTAS CORPORATION	7061	1,152.87	1,077.33	1,375.56	1,621.10	1,353.26	1,986.52	2,568.44	2,518.96	3,654.65	3,362.41	3,798.64	8,250.94	32,720.68
CITY CLERKS ASSN OF CALIFORNIA	1476							500.00						500.00
CITY OF BANNING (BNG)	8274	778.34	778.34	778.34	778.34	778.34	778.34	778.34	778.34	778.34	778.34	778.34	778.34	9,340.08
CITY OF BANNING UTILITIES	7992				1,590.83	757.44	979.78	1,108.28	1,162.71	1,963.77	1,144.97	677.13	723.38	10,108.29
CITY OF SANTA ANA	8435								1,250.00					1,250.00
CIVICPLUS	5418	16,892.04		3,390.50										20,282.54
CLARK, DOROTHY JEAN	7357								149.73					149.73
CLA-VAL	2125	0.00					10,009.98	7,579.35	11,714.41	24,463.39	6,351.96	8,064.40	63,722.72	131,906.21
CLEAN DIESEL SPECIALISTS	8234			271.18										271.18
CLEAN ENERGY	8317		4,280.23	2,073.08					11,985.55	3,179.83	560.00			22,078.69
CLEAN HARBORS ENVIRONMENTAL	8137		25.00								1,349.13			1,374.13
CLEVELAND, ANGELA AND CHRIS	8550												110.55	110.55
CLIFTONLARSONALLEN LLP	8057	3,150.00	10,815.00	8,795.00		13,125.00	5,775.00	5,775.00	20,295.00	2,264.91	2,108.51			72,103.42
CLINKSCALE, LAVONIA	6931						195.00							195.00
COFFEY, BENJAMIN	6703	70.00									201.50			271.50
COLLINS, ELIZABETH	5468					195.00						195.00		390.00
COLONIAL INSURANCE	5877	33,595.66	32,268.19	32,400.26	33,583.77	32,657.29	33,190.32	32,980.61	32,694.75	32,950.89	33,181.77	32,912.60	34,217.47	396,633.58
COLUMBARO, NOLA	7857								99.77					99.77
COMCATE SOFTWARE, INC	6863	8,818.50												8,818.50
COMDIRECT, INC	6464	7,605.00											7,625.00	15,230.00
COMMUNITY WORKS DESIGN GROUP	8238	4,778.75				7,194.97								11,973.72
COMPETITIVE PAINTING	8307		9,800.00											9,800.00
CONCENTRA MEDICAL CENTERS	8153	695.00	435.00	805.00	320.00	730.00	755.00	595.00	1,162.00	1,257.00	550.00	2,073.00	1,621.00	10,998.00
CONSOLIDATED ELECTRICAL	120		1,296.84	497.64	40.70		36.79				111.20	333.60	938.83	3,255.60
CONTAINER ALLIANCE	8404							4,814.60						4,814.60
COOK, APRIL	8551												95.53	95.53
COOPERATIVE PERSONNEL SVCS.	1022						1,094.50	(70.00)	598.00	528.00	705.50	608.50		3,464.50
CORE & MAIN, LP	7772	3,164.33		18,996.98			8,071.47	13,040.65	4,737.48	42,356.86	13,832.73	21,444.85	218.65	125,864.00

Vendor By Period

Vendor Name	Vendor No	1	2	3	4	5	6	7	8	9	10	11	12	
CORNELL, JOE	8380					32.50						195.00		227.50
CORNERSTONE DEVELOPMENT CO.	8000	15,100.00		59,075.00	24,555.00	10,020.00	5,040.00			1,545.00				115,335.00
CORPORATION SERVICE COMPANY	8102	250.00	185.00	30.00	180.00	160.00	25.00	166.00		362.00	50.00	68.00	200.00	1,676.00
CORRAL, DANIEL	7358								21.02					21.02
CORTEZ-JASSO, VICTOR	7036												157.75	157.75
COSENTINO, MARTHA	4418		171.00						193.92					364.92
COST RECOVERY SYSTEMS, INC	6727									6,750.00				6,750.00
COUNSELING TEAM INTERNATIONAL, THE	2232	700.00	1,000.00	1,700.00		1,025.00	1,000.00	700.00	1,325.00	700.00	700.00	1,175.00	1,700.00	11,725.00
COUNTY OF RIVERSIDE DOEH	1901	156.00									1,725.00	16,124.00		18,005.00
COUSAR, JAMES	8129					769.90								769.90
COUTS HEATING & COOLING, INC	5345	1,573.90	11,799.07	1,560.07	2,067.75	3,311.34	13,650.00	2,611.57		15,565.65			5,900.91	58,040.26
COZAD & FOX, INC	5257											1,913.00		1,913.00
CRABTREE, JEFFREY	7626						195.00						195.00	390.00
CRAGHEAD, VERONICA	5157												157.75	157.75
CRAIN, MARK	8385					130.00						195.00		325.00
CREATIVE BUS SALES INC	3412	239.77	654.35			2,533.75	4,341.40	658.56	4,249.50	1,270.68		22,866.34		36,814.35
CRIME SCENE STERI-CLEAN, LLC	6507				1,400.00									1,400.00
CROSSTOWN ELECTRICAL & DATA	8305		134.46	1,269.50	1,783.92	1,271.91	1,293.47	2,028.39	1,781.02	2,553.30	472.00	4,253.60	2,809.80	19,651.37
CSMFO	2954							250.00		125.00				375.00
CUMMINS SALES AND SERVICE	4047	1,504.30								58.80		226.39	38.80	1,828.29
CUSTOM TROPHIES & UNEEK AWARDS	7774	473.66	501.03	180.47	2,076.61		203.64	161.62	87.26	785.22		72.73	135.76	4,678.00
CUSTOM TRUCK ONE SOURCE	8160													
CV STRATEGIES	7096					3,007.31		200.00		1,884.67			2,383.75	7,475.73
CYBERTEK COMPUTER & NETWORKING SVCS	7949													
CYBERTIME NETWORK COMMUNICATIONS	6189	1,500.00	5,368.00	6,454.00	2,599.00	2,599.00	2,599.00	5,198.00		2,599.00	2,599.00	2,599.00	2,599.00	36,713.00
D&C SOUND	7677													
D&M JOB INC.	7696	1,748.21	425.18	1,202.24	856.19	307.09	1,598.62	1,366.28	835.20	2,269.59	150.85	420.23	404.06	11,583.74
DAFT, BARBARA	7601								123.53					123.53
DANGELO CO	5766				21.55							2,740.22		2,761.77
DANIEL R HOUSER INC	8220				7,275.00									7,275.00
DATUIN JR, CORNELIO	5335			49.96						1,091.49		261.45	107.36	1,510.26
DAUGHERTY, KAYLEE	7538					500.00								500.00
DAVILA, BERTHA	7039						195.00						195.00	390.00
DAVIS, JOSEPH	8537												195.00	195.00
DAVIS, RANDOLYN	6983						195.00						195.00	390.00
DBT TRANSPORTATION SERVICES, LLC	7950	6,750.00						14,842.94	1,500.00					23,092.94
DEGUIRE WEED ABATEMENT, INC	7691							267.00					7,227.00	7,494.00
DEGUZMAN, MILDRED	6773					195.00						195.00		390.00
DELGADO, RITA	8494											390.00		390.00
DELL MARKETING LP	3787					4,454.49								4,454.49
DELONEY, JAMES DEAN	8373				629.69									629.69
DELTA DENTAL INSURANCE COMPANY	8123	502.16	626.60	435.42	533.62	579.34	485.30	572.22	536.24	582.32	474.02	402.86	476.28	6,206.38
DELTA DENTAL OF CALIFORNIA	8108	8,125.17	10,068.80	6,560.70	8,174.21	7,451.18	7,767.34	7,641.57	7,910.49	8,037.94	7,904.59	8,260.88	8,919.78	96,822.65
DEMOSS, DANIEL	8356			1,800.00										1,800.00
DENEMBO, JOSEPH	8491											1,800.00		1,800.00
DEPARTMENT OF COMMUNITY SERVICES	5667									16,894.76			587.55	17,482.31
DEPT. OF INDUSTRIAL RELATIONS	2492												731.25	731.25
DESAI, AJIT	7600								264.08					264.08
DEWETT, TOM & LORAY	6255								168.85					168.85

Vendor By Period

Vendor Name	Vendor No	1	2	3	4	5	6	7	8	9	10	11	12	
DIAMOND ENVIRONMENTAL SERVICES	6517	1,662.09	984.08	1,355.86	1,441.06	1,070.26	1,070.26	1,260.66	1,388.57	1,080.97	1,080.97	392.04	182.40	12,969.22
DIAMOND HILLS CHEVROLET BUICK GMC	7082		317.67	1,273.73	827.93			656.69					1,452.47	4,528.49
DIAZ, JAVIER AND MELISSA	8552												104.96	104.96
DIAZ, RICHARD D	4597												465.86	465.86
DIGITAL SCEPTER CORPORATION	7666		8,160.00											8,160.00
DIMITRIJEVICH, JAMES	6969		(310.00)											(310.00)
DIS-TRAN PACKAGED SUBSTATIONS, LLC	7069		235,855.50											235,855.50
DIVISION OF THE STATE ARCHITECT	6603				210.80		218.80			205.20			208.00	842.80
DLT SOLUTIONS, LLC	5302							7,795.72				1,281.90		9,077.62
DMC POWER INC	8070		6,413.28			3,013.12		1,201.68		3,594.54				14,222.62
DOBBINS, DEANN LOUISE	7512	40.60		99.40	26.60	21.00	2.80		18.20		893.09		57.40	1,159.09
DOCUSIGN, INC	8251										18,009.00			18,009.00
DON'S PETROLEUM EQUIPMENT SERVICES	8165		3,232.50											3,232.50
DREAMSEATS LLC	8428									3,916.72				3,916.72
DRIVESAVERS INC	8140													
DSLC ENTERPRISE LLC	8486										10,000.00			10,000.00
DUDEK	7112							3,676.50	10,293.75	22,318.87	10,182.37	19,854.00	50,590.12	116,915.61
DUKE'S ROOT CONTROL INC	5820									25,000.00				25,000.00
DUNN, TERRY	3204												1,500.00	1,500.00
DUPRE JR, ANTONIO	8497											338.31		338.31
DYNAMIC BUILDING MAINTENANCE INC	7944	6,186.00		6,186.00	12,372.00	6,186.00	7,686.00	7,686.00	7,686.00	7,686.00	7,150.28	7,686.00	10,586.00	87,096.28
E CONSERVATION CONSTRUCTION	8320	18,570.00												18,570.00
E.R. BLOCK PLUMBING	7839			1,980.00	3,090.00	2,700.00	8,040.00	6,167.81	3,270.00	1,744.69	3,478.13			30,470.63
EAGLE AERIAL SOLUTIONS	8263											26,936.00		26,936.00
ECCLESTON, CHARLES	7359								202.93					202.93
ECCLESTONE, CHERYL	7195						195.00						195.00	390.00
ECS IMAGING , INC	4275	26,450.00												26,450.00
ECWEST	8408							582.88						582.88
EDGELL, ANNIE	6692					195.00						195.00		390.00
EIGHTH IRISH GRUB AND TAP HOUSE LLC	8410						10,000.00							10,000.00
ELECTRIC POWER SYSTEMS INT, INC.	7380	198,757.98	407,986.00	585,042.22	603,507.25	272,045.00	133,942.52	162,830.17	85,347.20	92,151.50	53,630.00	54,260.00	53,306.88	2,702,806.72
ELECTROMARK COMPANY	1479		425.43			1,208.43					5,099.06	1,490.00		8,222.92
ELITE FIRE PROTECTION, INC	7775	2,127.95		387.58								1,785.94		4,301.47
ELLIOTT, PATRICIA	8144						195.00						195.00	390.00
ELY, JOHN	8430							2,400.00						2,400.00
ENGINEERING RESOURCES OF SO CA	7565		121,174.21	241,503.11	110,084.46	117,916.54		110,855.88	112,858.01	114,154.85	133,154.89	127,506.30	127,211.38	1,316,419.63
ENTERPRISE FM TRUST	7536	24,749.39	2,291.42	22,883.36	22,883.36	42,002.33	22,883.36	23,548.66	24,991.65	25,067.38	17,248.30	31,653.39	20,774.83	280,977.43
ENTERPRISE RENT-A-CAR	2753												495.63	495.63
EPSILON ENGINEERING	8489													
ESPITIA, ARTURO	8520											250.00		250.00
ESTERSON, LORI	7969						195.00						195.00	390.00
ETHIER, GREG	8302					195.00						195.00		390.00
EVERBRIDGE, INC	7534				5,040.00									5,040.00
FAITH IN ACTION	8436								1,557.77	6,974.40			19,690.60	28,222.77
FALEN LAW OFFICES, LLC.	7651		7,210.00	7,560.00	1,400.00	2,240.00	3,710.00		5,670.00	3,430.00	2,284.00		19,719.04	53,223.04
FALTO, CONSTANCE	7102						195.00						195.00	390.00
FARWEST LINE SPECIALTIES	3689		424.64	293.82	1,081.05		5,921.18	4,993.15		5,345.74	495.65	1,025.07	962.07	20,542.37
FAST LUBE & TUNE	6794	231.26	636.00	502.49	363.02	223.26	213.72	103.85	123.99					2,397.59
FEDERAL LICENSING INC	2594					119.00								119.00

Vendor By Period

Vendor Name	Vendor No	1	2	3	4	5	6	7	8	9	10	11	12	
FEDEX	1078	98.66	219.67	202.38	74.86	10.31		53.43		71.38	2.48		24.47	757.64
FEOLA, JOSEPH	2840						10,814.66	5,407.33	10,814.66					27,036.65
FERRELLGAS LP	1081					871.84	866.26	1,925.56	978.26					4,641.92
FIKSE, LEON & HARRIET	7599								18.89					18.89
FIREHOUSE INNOVATIONS LI INC	8437								9,180.00					9,180.00
FIRST AMERICAN TITLE COMPANY	7554		5,200.00		(750.00)								1,200.00	5,650.00
	8468									252,717.00				252,717.00
FIRST INDUSTRIAL AQUISITION II INC	8418						875,000.00							875,000.00
FISHER, SHARON	7361								207.52					207.52
FLAMINGO'S EVENT PLANNER	6164		300.00											300.00
FLATH, GEORGE & SANDRA	6257								164.26					164.26
FLETCHER, CORAL	8535												97.50	97.50
FLETCHER, TERRI	5651					195.00						195.00		390.00
FLINT, AUSTIN	8451								36.03					36.03
FLOYD SR, ERNEST	6978		164.00										275.30	439.30
FLUID COMPONENTS INTERNATIONAL LLC	4927								2,569.76					2,569.76
FLYNN, SHERI	7486							503.17				97.08	61.44	661.69
FORESTER, CHRISTIAN	7498												276.19	276.19
FORHANE, DONALD	8378					1,600.00								1,600.00
FOSTER & FOSTER CONSULTING	8370									17,500.00				17,500.00
FOSTER, SCOTT	6062							335.89			336.25			672.14
FOX CINEMA IS DPLACE	8265						10,000.00						1,620.00	11,620.00
FRANCO, JUAN	7218						250.00			202.25				452.25
FRAVOR, ANNE	8553												544.77	544.77
FREY, KEVIN	8450									491.92				491.92
FRITTS FORD	7713													
FRONTIER COMMUNICATIONS	7053	8,029.59	7,745.77	7,471.22	7,625.58	7,623.21	7,958.45	8,492.50	8,242.44	8,671.70	8,381.37	8,312.88	8,058.11	96,612.82
FRUGIUELE, EDWARD & LESLIE	7861								244.45					244.45
FUENTES, RAMON	8224				340.00									340.00
FUN EXPRESS	7117	57.88	1,275.62	132.57	1,159.65	253.11		85.28		309.46	63.89	1,855.35		5,192.81
G & G ENVIRONMENTAL COMPLIANCE, INC	5602	3,785.10	836.88		2,105.63	2,163.75	2,336.25	2,818.75	1,422.16	1,555.58	2,266.12	1,917.97		21,208.19
G/M BUSINESS INTERIORS	5207													
GALLS, LLC	6704	3,914.23			677.55	377.73	262.55	2,312.44			2,154.45	120.14	4,924.08	14,743.17
GAMBILL, JOHN	8402						2,400.00							2,400.00
GAME TIME	4506									6,562.07				6,562.07
GARBELL, DERRICK	8462									2,400.00				2,400.00
GARCIA, EDITH	7555										95.50	3,960.71	250.00	4,306.21
GARCIA, JANETH	7167												80.93	80.93
GARDA CL WEST INC	2589	1,375.77	1,264.95	1,157.02	1,204.30	1,309.06	1,276.16	1,283.67	1,217.38	1,249.22	1,164.08	1,214.15	1,538.26	15,254.02
GAS COMPANY, THE	1375	4,638.98	3,293.79	2,938.95	4,272.57	9,599.89	10,003.95	20,166.43	13,818.85	6,620.81	3,601.24	2,748.28	4,429.75	86,133.49
GEOCON WEST INC	8267													
GERVAIS, CAREY & DIGNA	7364												64.51	64.51
GIFFORD, AMBER	6664				15.75									15.75
GIRL SCOUTS OF SAN GORGONIO COUNCIL	8316		2,250.00											2,250.00
GLENN, JANE	8346			1,600.00										1,600.00
GLICKMAN, SANDRA	7168								204.44					204.44
GLOBAL INDUSTRIAL	8499											5,392.41	82.91	5,475.32
GM FINANCIAL LEASING	7921	404.63	424.86	404.63	404.63	404.63	404.63	424.86	404.63	23,276.10				26,553.60
GOLDEN BELL PRODUCTS INC	3223										21,275.00			21,275.00

Vendor By Period

Vendor Name	Vendor No	1	2	3	4	5	6	7	8	9	10	11	12	
GOLDEN STAR TECHNOLOGY, INC	7912													
GONZALES, REUBEN	8396							503.17				367.67		870.84
GONZALEZ, ARMIDA	6536					195.00						195.00		390.00
GONZALEZ, GENE	8570												51.20	51.20
GONZALEZ, HELENE	7862										11.31			11.31
GONZALEZ, JOSE	7863								84.08					84.08
GONZALEZ, OSCAR & MARIA	7598								244.45					244.45
GOOD GUARD SECURITY	8282	21,168.00		20,832.00	20,160.00	20,832.00	19,488.00	21,168.00	21,504.00	19,152.00	40,992.00	5,208.00		210,504.00
GOPHER SPORT	7682							348.48						348.48
GOSCH FORD HEMET	4982								60,871.24					60,871.24
GOVERNMENT FINANCE OFFICERS ASSN	2077								250.00					250.00
GOVERNMENTJOBS.COM, INC	7235	24,655.81									136,348.21			161,004.02
GOVINVEST,INC	7927			9,333.00										9,333.00
GRAFIX SYSTEMS	6951									5,500.53				5,500.53
GRAINGER	448	1,299.19	510.86	91.98	671.08	335.53	1,304.71	1,996.06	1,032.50	853.84	5,802.56	3,852.93	2,204.59	19,955.83
GRANDAVE CAPITAL, LLC	8417						250,000.00							250,000.00
GRANICUS LLC	8524													
GRANT MANAGEMENT USA	8414							595.00				595.00		1,190.00
GRANT, SHARON	7795						150.00						150.00	300.00
GRAVES, JILLIAN AND DE'ANTHONY	8554												110.53	110.53
GRAY, DUSTIN	6888				800.96									800.96
GREYBAR PRINTING	2470				477.41	72.73		246.92					83.50	880.56
GROWTH DEVELOPMENT MARKETING	7871	88,496.47		26,712.74			17,698.00						60,360.10	193,267.31
GRUNEWALD, JAMES	8383					58.03				82.92				140.95
GUZMAN, SUSANA	7288					195.00						195.00		390.00
H & L CHARTER CO, INC	6308												3,660.00	3,660.00
HAAKER EQUIPMENT COMPANY	205				7,250.48		3,483.43	1,940.34					56,434.74	69,108.99
HACH COMPANY	1127			900.25			13,528.23							14,428.48
HAHN, MICHAEL	7263	91.00									250.00	235.00		576.00
HALLOCK, DENNIS	6232					195.00						195.00		390.00
HAMNER, MATTHEW	7620			300.00										300.00
HAMPTON, PATRICIA	5391						195.00						195.00	390.00
HANRAHAN, KATHLEEN	8555												129.53	129.53
HAPPE, DAVID	7611											373.27		373.27
HARDY & HARPER, INC	6817													
HARGROVE, JOHN	7777								250.00					250.00
HASENPFLUG, RICK	6259								240.92					240.92
HATCH, VICTORIA	8446								1,600.00					1,600.00
HAWK ANALYTICS, INC	8118	4,995.00												4,995.00
HAWK, MARGARET	7434					150.00						150.00		300.00
HAWLEY, CAMERON	5553											209.15		209.15
HAZEN AND SAWYER	6977	4,207.50	13,117.50	1,692.50	2,427.50		2,312.50	2,073.50			980.00		40,975.20	67,786.20
HDL COREN & CONE	2920	3,556.25		695.00	3,556.25			3,750.00			3,750.00			15,307.50
HDL SOFTWARE, LLC	3378	3,084.71												3,084.71
HEADLEY, MARTIN	6804						195.00						195.00	390.00
HEALY, PATRICK	8440								1,500.00					1,500.00
HEAPE, SAMANTHA	8330			955.50	563.50	465.50	245.00	364.00	308.00	273.00	252.00		17.50	3,444.00
HEISS, SUZANNA	7987					195.00						195.00		390.00
HEMET VALLEY TOOL, INC	7766					606.04	1,656.14							2,262.18

Vendor By Period

Vendor Name	Vendor No	1	2	3	4	5	6	7	8	9	10	11	12	
HENKE, DAVID	8388					2,400.00								2,400.00
HENRICH, ROBERT	7003												79.93	79.93
HERC RENTALS INC.	6746	6,666.31	5,696.20				2,909.82						6,431.14	21,703.47
HERNANDEZ, CARLA	7557	1,050.00	805.00	910.00	945.00	866.25	805.00	875.00	665.00	875.00	980.00	1,015.00	1,085.00	10,876.25
HERRERA, SANDRA	8036						195.00						195.00	390.00
HERWIG, CAROL & BRUCE	8372				2,400.00									2,400.00
HESLOP, STEVE	8389					3,000.00								3,000.00
HI LINE UTILITY SUPPLY	8183													
HILL CRANE SERVICE, INC	8375									11,500.00				11,500.00
HINDERLITER DE LLAMAS & ASSOCIATES	2370		1,449.75				1,579.68			1,771.01			1,575.22	6,375.66
HIXSON, JOSHUA	8145		76.50					13.50	165.75					255.75
HOME DEPOT #8987	5365	4,279.94	8,402.19	1,568.42	1,456.60	4,697.53	1,419.69	2,826.25	3,359.58	3,559.05	3,246.44	1,986.19	6,650.50	43,452.38
HOPKINS, VICKI	7624						195.00						195.00	390.00
HORIZONS CONSTRUCTION CO, INT'L	7999													
HORN, JEFF	7851							189.75			48.00	653.25	353.25	1,244.25
HORSMAN, CURTIS	8362			2,400.00										2,400.00
HOSEQUICK	7711	274.38		261.13										535.51
HUBBURT, KEVIN	8324		12.75							12.00				24.75
HUERTA JR., GILBERT	7697	595.00	525.00	829.50	812.00	899.50		577.50	595.00	917.70	630.00	612.50	455.00	7,448.70
HUNGERLE, HUBERT	7366		127.58											127.58
HUNTER, MICHAEL	8425							4,198.00						4,198.00
HYDRO TEK SYSTEMS, INC.	229							449.79						449.79
HYDROTEX PARTNERS, LTD	6448									2,884.12				2,884.12
HYUNDAI MOTOR FINANCE	7946	500.51	520.51	500.51	520.51	500.51	520.51	500.51						3,563.57
I.B.E.W. LOCAL 47	1146	7,736.36	7,804.12	7,905.39	7,662.84	8,114.54	8,786.63	9,173.55	9,227.52	9,304.72	9,313.44	9,421.31	9,630.88	104,081.30
I.B.E.W. LOCAL 47 (PAC)	4086	40.00	40.00	40.00	40.00	40.00	40.00	40.00	40.00	40.00	40.00	40.00	40.00	480.00
IBEW LOCAL 47 RETIREE MEDICAL TRUST	5217	4,218.23	4,313.27	4,350.12	4,301.12	4,480.11	9,395.71	5,601.43	5,235.64	5,288.42	5,185.02	5,250.97	8,322.48	65,942.52
ICMA	2720										1,200.00			1,200.00
ICMA RETIREMENT TRUST 457	2297	900.87	901.14	901.14	901.14	901.14	1,076.14	1,555.62	1,555.62	1,555.62	1,555.62	1,555.62	1,076.14	14,435.81
IMEG CORP	7993													
IMPERIAL SUPPLIES, LLC	7970											457.81	756.60	1,214.41
INDUSTRIAL RUBBER & SUPPLY, LLC	8167													
INDUSTRIAL SCIENTIFIC CORP	5357				3,281.36									3,281.36
INFOSEND, INC	6490	9,989.15	7,618.27	27,006.68	9,210.98	6,367.12	9,916.18	6,205.49	5,440.23	26,775.71	2,850.82	2,983.83	18,450.90	132,815.36
INLAND KENWORTH (US) INC	8215												218,855.06	218,855.06
INLAND WATER WORKS SUPPLY CO.	2274	17,306.19				73,905.73	25,270.16	22,895.00	19.40	6,764.77	37,266.95		41,329.84	224,758.04
INNER-TITE CORP	3748					8,085.57								8,085.57
INNOVATIVE EMERGENCY EQUIPMENT	7066	326.79		53.37	256.81	75.00	134.81			20,477.22	38,448.19	42,406.47	804.71	102,983.37
INNOVATIVE FEDERAL STRATEGIES	6624	4,259.39	4,386.61	4,250.00	4,250.00	4,250.00	4,250.00	5,081.97	4,250.00	4,250.00	4,250.00	4,662.01	4,260.01	52,399.99
INNOVYZE, INC.	7779	4,095.00												4,095.00
INTERNAL REVENUE SERVICE	2484	430,450.63	576,952.21	396,861.32	366,146.41	391,834.54	435,628.80	599,576.78	396,741.51	420,120.06	470,436.53	483,887.55	453,315.20	5,421,951.54
IRON MOUNTAIN INFORMATION MGMT, LLC	6816	197.84	43.72	43.13	42.99	86.84		173.46	128.33	127.89	130.69		217.86	1,192.75
ISSAC, GERALD	8530												2,400.00	2,400.00
ITRON, INC.	2483		66,705.00									14,306.61	125,775.18	206,786.79
J & R CONCRETE PRODUCTS, INC.	2740						3,507.26		312.91					3,820.17
J. G. TUCKER & SON INC	5857													
J.P. NELSON & SONS CONSTRUCTION INC	6354		3,900.00			1,290.00						706.00	12,145.27	18,041.27
JACKSON, JOHN H.	7670					168.00				441.00				609.00
JAUREGUI, ROBERTO	7122	3,188.69	13.50	76.50	(51.00)	488.25	12.00	18.00		85.50		274.00		4,105.44

Vendor By Period

Vendor Name	Vendor No	1	2	3	4	5	6	7	8	9	10	11	12	
JAVOR, GEORG & SHIRLEY	7597								6.55					6.55
JEWS, NICOLE	8232				213.50			170.50		212.00			547.00	1,143.00
JIMENEZ, LINDA	7040		12.75	261.75	25.50		4,026.92			59.50			170.00	4,556.42
JMAR ENVIRONMENTAL INC	8426										4,885.78			4,885.78
JNE POLYGRAPH LLC	8039		395.00	3,555.00		790.00	395.00	1,185.00		790.00	790.00		2,370.00	10,270.00
JOE A GONSALVES & SON	5701	3,000.00	3,000.00	3,000.00	3,000.00	3,000.00	3,000.00	3,000.00	3,000.00	3,500.00	3,500.00	3,500.00	3,500.00	38,000.00
JOHN C CHOE, DDS INC	8454									10,000.00				10,000.00
JOHNSON, EVELYN	8379					287.50						195.00		482.50
JOHNSON, VIVETTE	7929						195.00						195.00	390.00
JOHNSON, WILLIAM	8341				420.00	392.00	448.00	336.00	280.00	252.00	506.10	458.50	466.19	3,558.79
JON'S FLAGS & POLES, INC	7776		527.44	250.13							379.82		273.15	1,430.54
JORDON, TIFFANY	7170												110.63	110.63
JORGENSON LOCKERS	8300													
JOSEPH MCKAY TTEE	8419						875,000.00							875,000.00
KAISER FOUNDATION HEALTH	842	61,710.89	53,945.09	62,584.89	61,823.58	58,270.09	55,508.52	55,851.42	57,916.15	48,620.22	47,603.50	57,250.72	66,382.83	687,467.90
KAKISH, BISHARA	8195						195.00						195.00	390.00
KEITH KILMER	7884	3,451.88		4,250.84		2,661.10				5,045.87			1,050.00	16,459.69
KELLY, PATRICK	5930		12.75	12.75	12.75									38.25
KEMIRA WATER SOLUTIONS INC	5794			4,834.83				4,609.23		4,746.13		5,234.31		19,424.50
KEN GRODY FORD REDLANDS	7850	1,280.71	2,353.00	5,339.35	2,951.23	6,403.12	5,081.66	2,219.16	1,606.55	3,845.31	1,224.00	607.12	13,605.31	46,516.52
KENDRICK, SHARON	8556												103.88	103.88
KENNEDY, JANA	8275											255.00		255.00
KHAN PROPERTIES AND HOLDINGS, LLC	7142									258,486.04			73,925.26	332,411.30
KNIGHT, ADRIENNE	8422						504.00							504.00
KOLLER, MARIE	7103	23.10	12.60			195.00		16.80	16.80	10.50	18.90	213.90	27.30	534.90
KOR-IT INC	8377						6,816.30							6,816.30
KOSMONT & ASSOCIATES, INC	5781	0.00				3,694.60	8,762.00	806.00		845.00	169.00			14,276.60
KRETCHMAN, STEVEN AND RAELENE	8557												157.28	157.28
KUSTOM SIGNALS, INC	4074											570.25		570.25
KV'S FLOORING	7709													
L.O.LYNCH QUALITY WELLS & PUMPS INC	7399										25,951.57			25,951.57
LA COUNTY MUSEUM OF NATURAL HISTORY	8522													
LA MICHOCANA ICE CREAM PARLORS INC	8455									10,000.00				10,000.00
LANGLEY, MARY	8516												1,800.00	1,800.00
LANGUAGE TESTING INTERNATIONAL	8141										80.50	144.00	221.00	445.50
LARA, TORIBIO	6856					195.00						195.00		390.00
LASKO, ROBERT	7259						250.00							250.00
LAWNSCAPE SYSTEMS, INC	8162	6,565.00	1,463.00								4,750.00		1,463.00	14,241.00
LAWRENCE DOORS	7535													
LAYNE CHRISTENSEN COMPANY	1618													
LEAGUE OF CA CITIES-RIVERSIDE DIV	2426	60.00		50.00		100.00		100.00	100.00	150.00				560.00
LEGACY EXCAVATING INC	8314				9,400.00									9,400.00
LESLIE'S SWIMMING POOL SUPPLIES INC	736	1,228.87		1,253.95										2,482.82
LEVEL II, INC	1670	25,251.00		0.00									28,807.00	54,058.00
LEXIPOL LLC	7046													
LEXISNEXIS RISK SOLUTIONS	6618	7,228.65	112.55	225.10	112.55	112.55	112.55	112.55	112.55	112.55	112.55		225.10	8,579.25
LEYVA, RALPH	8397					144.43								144.43
LIEBERT CASSIDY WHITMORE	4249	17,649.50	5,171.00	7,352.50	17,652.30	6,193.50	22,468.36	11,141.37	16,083.00	34,109.31	25,498.95	16,874.30	11,483.73	191,677.82
LIGHTS CAMERA PHOTO BOOTH LLC	8400						796.05							796.05

Vendor By Period

Vendor Name	Vendor No	1	2	3	4	5	6	7	8	9	10	11	12	
LIV ABOVE LIFE'S EXPECTATIONS	8423							1,045.00						1,045.00
LIVINGSTON, TODD	7873									247.40				247.40
LOADER, MICHAEL	3132										16,622.22		5,540.74	22,162.96
LOCKLIN, SANDRA	7200			0.00										0.00
LOERA, JACK	6395				591.57	12.00	247.00			353.25				1,203.82
LOFTIS, MILDRED	6345						195.00						195.00	390.00
LOPEZ, ALFONSO	7939				242.00									242.00
LOPEZ, MARISOL	8279	93.05			31.84					55.00		49.50	568.12	797.51
LOPEZ, RUBEN	8514											195.00		195.00
LOS DOS GALLOS FOODS INC	8453									10,000.00				10,000.00
LOZANO SMITH LLP	7550	2,799.25	195.00	227.50	1,040.00	3,270.46	8,576.55	18,237.79	10,242.35	877.50	260.00	1,203.25	28,015.48	74,945.13
LUGRAIN, VALERIE	8476									1,008.00				1,008.00
M BREY ELECTRIC, INC	6893		26,670.00	2,234.47		950.00								29,854.47
MACDONALD, DOUGLAS	7119						195.00						195.00	390.00
MACFARLANE, DUNCAN	8363			2,400.00										2,400.00
MACIAS, RUBEN	6813									184.97			65.03	250.00
MACIEL, JOSE	6330					195.00						195.00		390.00
MADRIGAL CHAVES, SERGIO	7247	250.00	297.00					60.00						607.00
MAGANA, BENJAMIN AND SHANNON	8558												95.31	95.31
MARIACHI COACHELLA	8326			3,000.00										3,000.00
MARIN, DENIS	8441								1,200.00					1,200.00
MARIPOSA ECO CONSULTING, INC	7808	3,650.00	5,025.00					700.00						9,375.00
MARIPOSA LANDSCAPES, INC	8055	21,824.17	21,076.47	18,418.91	17,560.91	23,452.92	20,101.89	18,813.91	19,634.91	19,372.91	17,597.93	17,597.93	20,017.22	235,470.08
MARTIN, REGINA	7367								199.18					199.18
MARTINEZ, MATTHEW	6889								250.00					250.00
MASCORRO, LILIANA	6926	300.00		407.28			585.00						157.75	1,450.03
MASON, BARBARA	8498										16.11		38.04	54.15
MASTEN, STAR	7104					195.00						195.00		390.00
MASTERLINE CO, INC	8395						5,100.00							5,100.00
MATICH CORPORATION	1068			750,033.86		51,428.25		42,182.22						843,644.33
MATSON, PATRICIA	8194					195.00					195.00			390.00
MAUREEN KANE & ASSOCIATES	8283				1,500.00									1,500.00
MAYA, MARIA	8196					195.00						195.00		390.00
MBC MATTRESS COMPANY	7336										3,571.85			3,571.85
MC ARRON, SUSAN	7962					195.00						195.00		390.00
MC AVOY & MARKHAM	287	11,842.88												11,842.88
MC CALL'S METER SALES	1757	455.04			2,278.84						471.47	474.71	2,153.68	5,833.74
MCCLUNE, DEVIN	6890												250.00	250.00
MCCLURG, BRUCE	8475									2,400.00				2,400.00
MCCOY, GLORIA	8500											1,200.00		1,200.00
MCCOY-TORRES, LYNETTE	1072	31.50	44.10	73.50	63.00	63.00	46.20	54.60	23.10	71.40	52.50	48.30	63.00	634.20
MCFARLAND, DARLENE	7489					195.00						195.00		390.00
MCKIM & CREED INC	8318					27,500.00		2,232.00						29,732.00
MCLAUGHLIN, LEEANN	7593		117.71											117.71
MCLAUGHLIN, SEAN	8559												108.31	108.31
MDS CONSULTING	7986													
MEADOWS, FRANK	7492					195.00								195.00
MEEKS, MARLENE	8334		1,200.00											1,200.00
MEINICKE, ALAN	6697								208.05					208.05

Vendor By Period

Vendor Name	Vendor No	1	2	3	4	5	6	7	8	9	10	11	12	
MENDOZA, ESTEVAN	8374					336.00								336.00
MENDOZA, SAMUEL	8340			345.05						56.00			353.25	754.30
MERCFUEL, INC	7980										39,373.40			39,373.40
MERGENS, MADELYNE	8329			210.00										210.00
MERLIN JOHNSON CONSTRUCTION, INC	3577	13,733.48		7,855.75	6,917.84			41,891.61		23,053.65		1,213.35		94,665.68
MEZA, TOMMY & GLORIA	7126					405.00						195.00		600.00
MGT OF AMERICA CONSULTING, LLC	7693												3,042.50	3,042.50
MICATU, INC	8482							14,325.00			5,040.00			19,365.00
MICHAEL BAKER INTERNATIONAL, INC	7379			20,814.88			43,988.47	3,952.50		53,823.65			16,139.00	138,718.50
MICHALEC, MARY	7446						195.00						195.00	390.00
MIDDLETON, SHARON	7458						195.00						195.00	390.00
MIDENCE, ERVIN AND ANA	8560												93.93	93.93
MIKE ROQUET CONSTRUCTION, INC.	8020						1,336.50		6,140.50		12,035.50		28,197.50	47,710.00
MIKESELL, JEREMY	8075									612.00				612.00
MILLER, LARRY & BARBARA	6262								213.54					213.54
MILLER, NINA	6344						195.00						195.00	390.00
MILLER, THOMAS	7416												51.75	51.75
MILSOFT UTILITY SOLUTIONS, INC	7548	12,970.00				1,250.00	6,485.00	1,250.00	1,929.00	1,929.00	1,929.00	3,858.00	1,929.00	33,529.00
MINJARES, JUAN	8351							503.17						503.17
MISC VENDOR	99001	3,421.27	5,758.97	3,347.04	7,766.55	4,923.73	3,683.58	4,816.98	7,564.22	17,116.89	4,085.42	6,009.40	7,773.04	76,267.09
MISGHINA, TEWELDEBERHAN	8527												1,753.12	1,753.12
MITCHELL, BLAKE	8466									202.25				202.25
MITSUBISHI ELECTRIC & ELECTRONICS	6402	330.00	330.00	330.00	330.00	330.00	330.00	330.00	330.00	330.00	341.67	341.67	341.67	3,995.01
MIXON, FRANKLEN	8493										35.02	35.04	395.75	465.81
MJ CONSULTING	8149													
MOLINA, JUANA	8513											195.00		195.00
MOLINA, SALINE	7368								7.16				118.10	125.26
MONARCH	8354				7,687.50									7,687.50
MONTAGUE, RICHARD	8461									1,200.00				1,200.00
MONTES, NATHAN	8136			260.50	1,976.50	76.50	611.00		42.50	1,391.25				4,358.25
MOODY, TERRY & SANDRA	6440								155.06					155.06
MOORE, DAVID	8447					1,200.00								1,200.00
MORALES, RENE	7174												79.99	79.99
MORAN TRAVISHONIQUIA L	8401					3.50								3.50
MORENO, ANGELA	6741					195.00						195.00		390.00
MORENO, JOSE	6693					195.00						195.00		390.00
MORGAN, AMANDA	7329							39.43				33.54		72.97
MORGAN, DEIDRA J	7406			147.00	171.50	49.00	73.50	164.50	150.50	224.00	196.00	168.00		1,344.00
MORONGO BAND OF MISSION INDIANS	5247			600.00								1,000.00		1,600.00
MORRISSEY, BRIAN	7175								204.83					204.83
MOTOROLA SOLUTIONS, INC.	1250	20,393.33												20,393.33
MUNICIPAL CODE CORPORATION	6013						5,688.00							5,688.00
MUNOZ, JUANITA	4653											250.00	187.75	437.75
MUNOZ, RENE	7564		161.50		353.25	12.75	59.25	13.50		306.50				906.75
MY COI LLC	8322	7,500.00				5,100.00								12,600.00
MYERING, NEAL	8301					195.00						195.00		390.00
MYERS & SONS HI-WAY SAFETY INC.	3909			3,309.07					1,707.43		329.13	494.83	1,252.94	7,093.40
MYERS POWER PRODUCTS, INC	5604											193,008.85	491,650.36	684,659.21
N2W ENGINEERING, INC	8001									13,390.00	40,181.75	33,042.20	61,699.03	148,312.98

Vendor By Period

Vendor Name	Vendor No	1	2	3	4	5	6	7	8	9	10	11	12	
NAPA AUTO PARTS	7805			84.57					103.96	55.78	18.31	130.87		393.49
NATIONAL ARBOR DAY FOUNDATION	8047												11,200.00	11,200.00
NATIONAL BUSINESS FURNITURE, LLC	7978													
NATIONAL RECREATION & PARK ASSOC	1986					175.00								175.00
NATIONAL RESTROOM TRAILERS	7968	6,147.75						46,131.50						52,279.25
NATIONWIDE RETIREMENT SOLUTIONS	2301	11,362.85	11,299.64	12,119.20	15,819.24	20,669.39	24,842.08	18,333.52	14,832.78	19,496.00	15,222.28	15,022.28	20,481.12	199,500.38
NAUMANN HOBBS MATERIAL HANDLING	7347		3,624.33		446.83	833.94		480.20	2,209.27					7,594.57
NEAL, ROBERT	8561												292.71	292.71
NETHERTON, CAROL & MORRIS	6558								204.97					204.97
NEW IMAGE AUTO BODY	8427								13,867.33					13,867.33
NEWSDATA LLC	6360		760.00											760.00
NEXOM INC	7989													
NEXTREQUEST	7519	6,366.94												6,366.94
NHA ADVISORS, LLC	8350											3,575.00		3,575.00
NICE, JAMES	7865								142.27					142.27
NIETO, FRANCISCO	7563	266.25	13.50		25.50	146.25	25.50	34.00		76.50	59.50			647.00
NIGP	8460									385.00				385.00
NOBEL SYSTEMS, INC	5153	130,800.00					22,600.00		8,400.00					161,800.00
NOLLETTE, BRADY	8225			42.50	76.50	42.50				12.00				173.50
NOTTINGHAM, MICHAEL	7032			12.75	12.75				0.00	189.75	161.50			376.75
O'CONNELL, DONNA	7551					355.00						195.00		550.00
OERTEL, ERICH	5811										59.50			59.50
OFFICE DEPOT	2460			109.88						491.30	1,075.50			1,676.68
OLIN CORPORATION	6226	10,033.61		6,037.60			6,199.61			5,876.24				28,147.06
OLSEN, SARAH	8581												250.00	250.00
ONESOURCE DISTRIBUTORS	5076	45,345.09	85,550.81	98,541.58	130,872.85	30,947.85	418,778.26	141,884.87	798,700.93	185,077.68	29,996.10	326,173.31	865,168.30	3,157,037.63
ONLINE UTILITY EXCHANGE	7435	496.30	586.90	427.36	400.36	535.00	372.56	450.73	349.14	442.98	480.56	500.24	456.39	5,498.52
ONTARIO HYUNDAI	7904								23,860.34					23,860.34
ONTARIO REFRIGERATION SERVICE INC	8412		1,381.40						(1,381.40)					0.00
ONTIVEROS, CONSUELO & PEDRO	6725					195.00						195.00		390.00
OPENGOV, INC	7618						12,000.00		45,000.00					57,000.00
ORACLE AMERICA INC	8458										8,076.08	14,613.88	10,768.11	33,458.07
O'REILLY AUTO PARTS	4076	40.83	13.89	11.22	80.02			89.52	50.04	6.13	358.81	71.00	101.27	822.73
ORONA, DIANE	7292						195.00						195.00	390.00
OROSZ, FRANK	8364			1,200.00										1,200.00
ORTEGA, JEANNA	8315	90.00												90.00
ORTEGA, SALVADOR	6834								183.24					183.24
P&P UNIFORMS	6764		2,050.33	107.73	77.58	491.30	190.76				933.15	645.32	556.65	5,052.82
PACIFIC SWEEPING	7924													
PACKHAM & TOOMEY, INC	7787	260.00	135.00	710.00	260.00	135.00	810.00	260.00	135.00	1,476.24	260.00	942.87	260.00	5,644.11
PAGLIA, JOAN	6708								53.31					53.31
PALENCIA, JUSTIN	8467									608.25				608.25
PALLET PBC	7908	151.94	626.04											777.98
PALMER, LAUREEN	8473									3,000.00				3,000.00
PAPAYA BAY THAI CUISINE	8416							10,000.00						10,000.00
PAQUETTE, MAY	8541												1,800.00	1,800.00
PARKHOUSE TIRE, INC.	2487	3,682.36	3,600.70	5,760.87	3,062.50	2,764.68	8,881.14	2,117.49	7,581.68	3,758.12	8,916.09	4,909.24	5,122.79	60,157.66
PARLET'S JEWELRY & LOAN	7377								97.44					97.44
PARQUE, CINDY	8325												1,027.62	1,027.62

Vendor By Period

Vendor Name	Vendor No	1	2	3	4	5	6	7	8	9	10	11	12	
PARS	5191	3,250.75	2,010.00	377.32	671.08	513.00	476.92	486.69	560.28	457.01	455.51	527.33	4,135.20	13,921.09
PARTS AUTHORITY	7789	2,389.32	2,145.40	2,732.59	2,482.43	1,227.30	4,005.85	3,774.34	3,715.66	3,884.82	2,670.61	2,827.68	2,514.40	34,370.40
PASAROW, STEVE	6265								33.36				97.76	131.12
PASS AUTO CENTER	6852	2,843.10	3,325.93	8,516.07	4,127.70	1,078.11	564.50	381.80	1,397.69			85.00	731.50	23,051.40
PATINO, JORGE	8094					195.00						195.00		390.00
PATTON, CAROLINE	8138			201.85						148.82		174.72		525.39
PAYPRO ADMINISTRATORS	5752		145.50	117.50	115.00	171.00	283.00	115.00	283.00	171.00	115.00	115.00	230.00	1,861.00
PEABODY ENGINEERING	5503												787.05	787.05
PERMA TRESS HAIR SALON	8405							10,000.00						10,000.00
PERRY, JACOB	8246			84.00										84.00
PETDATA, INC	8093			20.95										20.95
PETRUCCI, TERESA	8111						195.00						195.00	390.00
PETTY CASH CUSTODIAN - CITY YARDS	870												111.66	111.66
PETTY CASH CUSTODIAN - FINANCE	2507									58.32				58.32
PETTY CASH CUSTODIAN - POLICE	2430								114.00				6.00	120.00
PETTY CASH CUSTODIAN-COMM SVCS	1974							50.80				60.13		110.93
PETTY CASH CUSTODIAN-SR CENTER	3015							68.84				61.84	25.59	156.27
PHELPS, ROBERT	7370								206.29					206.29
PI MANUFACTURING CORP.	6006		65.56		(65.56)									0.00
PIMENTAL, NATHANIEL	8496											393.37		393.37
PITTMAN, DAVID	7506					195.00						195.00		390.00
PLATT, JEFFREY	8481									59.21				59.21
PLAYHOUSE BOWL ASSOCIATION, INC.	3560	12,500.00									5,000.00			17,500.00
PLUMBERS DEPOT INC	5043													
PMAM CORPORATION	8184		1,500.00			1,500.00								3,000.00
POLAR KING INTERNATIONAL INC	8266			20,145.54										20,145.54
POULTER, HANNAH	8226		353.25	905.25										1,258.50
POWER MONITORS, INC	6636													
POWERDMS, INC	8368				4,100.00									4,100.00
PRATT, EDWARD	6875												630.00	630.00
PRATT, FRANCIS & JUDITH	6266								210.82					210.82
PRECISION AUTO SERVICE	8407							10,000.00						10,000.00
PRECISION MATERIAL HANDLING	8254		3,600.00										66,589.50	70,189.50
PRECISION MATERIAL HANDLING, INC.	7338							10,000.00						10,000.00
PRE-PAID LEGAL SERVICES, INC	4411	329.88	329.88	329.88	329.88	329.88	329.88	329.88	329.88	303.98	303.98	303.98	303.98	3,854.96
PRESS-ENTERPRISE, THE	1295	95.06	115.65			78.17				457.02		653.06	639.70	2,038.66
PRIME SYSTEMS INDUSTRIAL	5825						9,000.00							9,000.00
PROJECT ENERGY SAVERS	8107				4,769.03	921.27							4,999.01	10,689.31
PRO-MOTORS COLLISION REPAIR	7193					1,014.38	8,491.93				1,186.16			10,692.47
PRO-RISE GARAGE DOOR CO	5565								1,130.00	295.00				1,425.00
PRO-VISION, INC	7204		33,217.58		68.21				12,130.00				28,740.00	74,155.79
PRUDENTIAL OVERALL SUPPLY	858	68.10	89.50	67.40	67.40	53.70								346.10
PRUITT, CARMEN	8293						195.00						195.00	390.00
PUBLIC AGENCY RETIREMENT SERVICES	5242			300.00	300.00	300.00	300.00	300.00	300.00	300.00	300.00	300.00	900.00	3,600.00
PUBLIC ENTITY RISK MANAGEMENT	978	2,420,782.75	25,000.00	380,785.75	13,677.85				380,785.75	436,832.75				3,657,864.85
PUBLIC SECTOR PERSONNEL CONSULTANTS	7124	20,000.00												20,000.00
PULIDO, ANGELINA	7843					195.00						195.00		390.00
PULVER, JODEANE V	8168	42.00	31.50	35.00	56.00	84.00	45.50	161.00	115.50	182.00	189.00	213.50	122.50	1,277.50
PYRO SPECTACULARS, INC	3111									15,000.00			15,000.00	30,000.00

Vendor By Period

Vendor Name	Vendor No	1	2	3	4	5	6	7	8	9	10	11	12	
QT PETROLEUM ON DEMAND	6855		945.00											945.00
QUADE, SARAH	8392						13.50							13.50
QUADIENT LEASING USA, INC	6694	521.66	521.66				521.66			521.66		521.66		2,608.30
QUADIENT POSTAGE FUNDING	8211			5,000.00				5,000.00			4,000.00			14,000.00
QUALITY FENCE CO. INC	8240			3,640.00										3,640.00
QUINN COMPANY	7271					121,075.50			1,268.28			484.51		122,828.29
QUINONES, VERONICA	8432							1,600.00						1,600.00
QUINTE PLASTICS, LTD	6567				438.00									438.00
R.F. MACDONALD CO	6655													
R3 CONSULTING GROUP	7688													
RACEWAY FORD INC	4759													
RADIAN RESEARCH	5991			77,358.00					2,544.92					79,902.92
RAILROAD MANAGEMENT CO, LLC	4536		1,285.91											1,285.91
RAMIREZ ARIAS, JUAN	7205			143.00										143.00
RANCHO PASEO MEDICAL GROUP	4395	500.00												500.00
RANGEL, JACK	7866									8.43				8.43
RANGEL, SHAWN & TAMMIE	7177												90.67	90.67
RDO EQUIPMENT CO	444		287.10	673.27							140.82	1,371.45		2,472.64
REAVIS CODE UTILITY SOLUTIONS, LLC	7648			500.00										500.00
RECORD GAZETTE, THE	1555	1,574.22	2,069.49	3,904.89	2,672.34	2,519.74	1,055.85	955.00	7.43	2,392.44	280.01	2,023.58	5,461.69	24,916.68
RECYCLIST	7845								1,000.00					1,000.00
REGIONAL GOVERNMENT SERVICES AUTH.	8221	12,915.55	10,641.20	1,589.00	54.25	490.00	78.75			75.00				25,843.75
RELIABLE CONSTRUCTION SERVICES LLC	8469										3,340.40			3,340.40
RENE'S AQUATICS	1366											2,400.00		2,400.00
RESOURCEX	8084	25,000.00												25,000.00
REZENDES, DILLON	8243			56.00	0.00	42.50			42.50					141.00
RICHARDS WATSON GERSHON	7337	66,679.08	75,148.85	63,805.90	66,420.61	81,604.51	48,636.31	96,583.52	72,050.90	68,777.33	59,956.05		162,083.63	861,746.69
RICHARDS, LORENA	7396						195.00						195.00	390.00
RINALDI, LORETTA	5424					195.00						195.00		390.00
RINCON CONSULTANTS, INC.	8003		127.50		2,481.25	3,841.25		991.25	792.25				1,870.00	10,103.50
RIOS, BERTA	6571					195.00						195.00		390.00
RISCHARD, ROBERT	8512											162.50		162.50
RIV. CO. CLERK RECORDER	1327			50.00				100.00						150.00
RIV. CO. DEPT OF ENVIRONMENTAL	3097			630.16			116.08			165.83			348.25	1,260.32
RIV. CO. DIV. OF WEIGHTS & MEASURES	1612						125.20							125.20
RIV. CO. FIRE DEPARTMENT	1643			781,348.89			899,702.07			862,541.32				2,543,592.28
RIV. CO. FLOOD CONTROL	1321	99,154.00									15,983.99		0.00	115,137.99
RIV. CO. HEALTH SVCS AGENCY	2526		207.00							3,341.00	422.00	207.00	156.00	4,333.00
RIV. CO. REGIONAL PARK & OPEN SPACE	8521											450.00		450.00
RIV. CO. REGISTRAR OF VOTER	3786									19,784.50		41,213.38		60,997.88
RIV. CO. SHERIFF'S DEPARTMENT	1642	32,233.00												32,233.00
RIV. CO. TRANSPORTATION COMM	4580												430,487.00	430,487.00
RIVCO EMD	8335			11,250.00			11,250.00			11,250.00			11,250.00	45,000.00
RIVERA, KATHLEEN	7529						195.00						195.00	390.00
RIVERSIDE COUNTY SHERIFF DEPARTMENT	1332			6,668.31			10,518.85		20,636.68					37,823.84
RIVERSIDE COUNTY SHERIFF-PSEC	2938		4,290.00	4,290.00	19,998.75		4,290.00	4,290.00	4,290.00	4,290.00	4,290.00	4,290.00	8,665.80	62,984.55
RIVERSIDE PUBLIC UTILITIES	4433	1,656,923.73	2,366,741.96	3,402,384.10	1,572,325.18	1,928,276.86	1,230,120.72	1,401,326.90	2,022,703.85	971,511.01	1,405,209.85	1,590,603.40	1,254,041.10	20,802,168.66
RIVERSIDE UNIVERSITY HEALTH SYSTEM	7998							1,200.00						1,200.00
RIVERSIDE, COUNTY OF	1317			1,138.50			1,745.50			684.00			426.50	3,994.50

Vendor By Period

Vendor Name	Vendor No	1	2	3	4	5	6	7	8	9	10	11	12	
RIVERSIDE, COUNTY OF	1319	8,489.49												8,489.49
ROBERT HALF INTERNATIONAL	5151		13,876.36	10,611.01	25,255.78	36,699.29	10,603.43	11,193.30	8,969.67	8,331.00	3,562.32	1,867.80	11,006.72	141,976.68
ROBINSON, BRANDON A	6532				398.95				165.63		148.38	400.50	1,025.75	2,139.21
ROBINSON, CLARK	8365			1,500.00										1,500.00
ROBINSON, TARA	8562												131.86	131.86
ROBLES, LOURDES	8444								50.72					50.72
ROCHA, MARGARET	8511											195.00		195.00
ROCKWELL ENGINEERING & EQUIPMENT	8204			36,388.09										36,388.09
ROCKWELL, AMBER	6071										85.50		157.75	243.25
ROEBUCK, ALYSSA	8086		12.75	260.50				127.25	517.50		25.50	335.05		1,278.55
ROMAN, ANDREA	7372								143.79				98.18	241.97
ROMO PLANNING GROUP, INC.	6122	3,480.00	8,320.00	12,320.00	5,520.00	12,160.00	9,200.00	6,240.00	6,880.00	4,400.00		5,265.00	54,827.50	128,612.50
RON'S BEE SERVICE	6645			1,100.00					800.00					1,900.00
ROOT, GARY & JUDITH	6267								161.29					161.29
ROTE, RICHARD	8390					2,400.00								2,400.00
ROW TRAFFIC SAFETY, INC	6730							3,100.62	7,268.09				2,098.01	12,466.72
ROWLAND, JORDAN	8169							302.00						302.00
ROWLEY, KATHLEEN	7590								66.41					66.41
ROYAL WHOLESALE ELECTRIC	5894					2,081.92	1,036.98			5,839.28	305.76		2,973.47	12,237.41
RUBIO, SERGIO	7983			209.98										209.98
RUELAS, ELIAS	7006					195.00						195.00		390.00
RUFFIN, STEPHEN	6268								228.55					228.55
RUNYON SURFACE PREP CO. LLC	8193													
RUSH, ADAM	7631				300.00					111.92				411.92
RWC GROUP	8456								1,851.68	1,917.09	408.50	227.25	2,730.20	7,134.72
SAFARI, PATRICK	8448								297.00					297.00
SAFETY NETWORK TRAFFIC SIGNS, INC	8104	602.67	686.37	445.30	1,015.44	384.04			66.72	180.78	34.16			3,415.48
SAMPSON, LAURIE	7113							275.00	908.43					1,183.43
SAN BERNARDINO CO TREASURER	3762										1,736.90			1,736.90
SAN BERNARDINO PUBLIC EMPLOYEES	5998	2,098.55	2,104.05	2,106.80	1,971.00	1,871.88	1,834.66	1,888.76	1,898.66	1,898.66	2,115.52	2,255.26	2,257.94	24,301.74
SAN GORGONIO MEMORIAL HOSPITAL	1353								100.00	1,293.41				1,393.41
SAN GORGONIO PASS ROTARY CLUB	3032	(66.00)												(66.00)
SAN GORGONIO PASS WATER AGENCY	3125							13,965.00			13,564.45			27,529.45
SANCHEZ, ALBERTO	8024			270.19				503.17						773.36
SANDERS, ROBERT	5392					195.00								195.00
SANDHU, AMRITPAL	8227			56.00		42.50								98.50
SANDOVAL, ANA	5146	250.00									171.25			421.25
SANTA ANA WATERSHED PROJ AUTHORITY	6965	24,583.00												24,583.00
SANTANA, GRACE	8113												377.89	377.89
SATEC, INC	7740													
SATELLITE PHONE STORE	8235	307.95	307.95	307.95	307.95	307.95	307.95	307.95	307.95	307.95	307.95	307.95	307.95	3,695.40
SC FUELS	7727	35,708.17	35,130.23	85,265.45	26,393.09	36,893.22	27,068.63	56,999.11	38,307.55	30,844.35	29,862.64	57,764.95	34,703.15	494,940.54
SCA OF CA, LLC	8231	6,390.00	6,390.00	15,399.00	9,993.00	9,393.00	9,393.00	9,393.00	9,393.00	9,393.00	9,393.00		9,393.00	103,923.00
SCCI, INC DBA	5336	250.00	1,225.00	1,095.00	250.00	250.00	250.00	250.00	500.00	500.00	250.00		500.00	5,320.00
SCHLENSKER, PETER & DEBORAH	6133			2,170.00										2,170.00
SCHOEN, BERNICE	8347			2,400.00										2,400.00
SCHULZE, DOUG	7501									79.96			790.00	869.96
SEDERSTROM, ROBERT D	8358			1,200.00										1,200.00
SERRANO, DIANA	7705				207.25		250.00							457.25

Vendor By Period

Vendor Name	Vendor No	1	2	3	4	5	6	7	8	9	10	11	12	
SERRANO, JEFF	7589		85.08											85.08
SERVIAM BY WRIGHT LLP	7131	399.80	680.35	1,995.11	2,231.40	1,431.00	1,501.84	7,404.15	4,317.69	881.60		21,915.69	16,283.38	59,042.01
SGP DESIGN AND PRINT	5901			866.28		322.17		10,860.45	177.79	269.38	263.99	290.93		13,050.99
SHAIDNAGLE, ALEXIS	7756	712.42												712.42
SHELDON, STANLEY	8348			800.00										800.00
SHRED-IT USA, LLC	6993	1,236.60	266.24	280.65	347.57	280.09	280.09	281.72	486.72	212.91	350.63	279.59	280.59	4,583.40
SIBOLE, KOLEEN	7876								175.52					175.52
SIEMENS INDUSTRY, INC	6611													
SIEMENS MOBILITY INC	8120	994.10		490.00										1,484.10
SIGNATURE PUBLIC FUNDING CORP	8359			391,899.62	(195,949.81)									195,949.81
SIN, KEVIN	7429								264.96					264.96
SIQUEIROS, JUANA	8415						32.50						195.00	227.50
SITEONE LANDSCAPE SUPPLY	7095	219.16			168.23			117.12	3,674.62	206.32	1,155.45	3,299.79	1,145.76	9,986.45
SKILLS, INC	7470										5,700.00			5,700.00
SKINNER, DEBORAH & ROY	7199					195.00						195.00		390.00
SMART & FINAL	1561	955.67	297.64	293.53	212.83	39.17		93.60	38.11	295.73	253.41	601.54	1,136.77	4,218.00
SMITH, BRANDON	6127	161.50	12.75	12.75	12.75					3,994.89	327.75	258.75	258.75	5,039.89
SMITH, FRED	8510											32.50		32.50
SMITH, JASON	4391				404.00								115.58	519.58
SMITH, JOHN	7298						195.00						195.00	390.00
SMITH, RAYBECKA	8495											35.00		35.00
SO CAL ARBOR CARE INC	7785		21,477.00											21,477.00
SO CAL JOINT POLE COMMITTEE	1373	2,379.76		898.31	881.10	914.15	1,295.34	920.06	1,742.75		780.66	941.99	1,213.55	11,967.67
SO CAL WEST COAST ELECTRIC, INC	1377	81,520.84	375.00	24,319.31		4,431.85	3,160.25		1,585.69			595.38	6,429.33	122,417.65
SOFTWARE ONE, INC	7083	2,968.67	62,996.20	1,984.50	1,995.77	3,145.35	4,879.90	1,983.32	2,005.52	1,943.84	2,009.85	1,998.26	3,252.70	91,163.88
SOLANA FLOOR COVERINGS	8483										1,800.08			1,800.08
SOLANO, PATRICIA	7815					195.00						195.00		390.00
SONSRAY MACHINERY LLC	6565	1,339.62		(1,574.88)	1,608.45	475.27	11,608.01	870.09			228.88		3,376.99	17,932.43
SORIANO, RICHARD	7037		250.00		555.00									805.00
SOUTH COAST AIR QUALITY	1370	870.15	1,725.16	3,110.64					620.61		459.69	2,556.36	7,219.54	16,562.15
SOUTHERN CALIF ASSN OF GOVERNMENTS	1346												4,052.00	4,052.00
SOUTHERN CALIFORNIA EDISON	1371	4,179.07	1,584.29	937.85	9,494.16	3,549.41	3,383.56	3,072.11	1,412.56	185.06	410.25	352.87	3,118.16	31,679.35
SOUTHERN CALIFORNIA EDISON COMPANY	2535	4,091.00	7,936.00	5,837.00		19,298.00								37,162.00
SOUTHERN CALIFORNIA GAS CO	1376	19,000.20	14,513.70	15,190.46	11,119.24	9,250.47	11,044.13		31,873.20	21,555.05		7,084.17	14,480.58	155,111.20
SOUTHWEST POWER POOL, INC	7488	297.19												297.19
SPEERS, TANNER	8371					76.50				25.50	42.50			144.50
SPL INC	8272													
SPS VAR, LLC	4796		3,883.00											3,883.00
STAFFORD, CHERYL	7246							380.00						380.00
STAGECOACH DAYS ASSOCIATION	6989	30,500.00	59,750.00		50,297.29									140,547.29
STANDARD INSURANCE COMPANY	8166		12,050.64	9,355.27	9,259.42	10,969.68	9,573.68	5,367.57	8,920.77	8,920.77	9,201.54	9,245.36		92,864.70
STANTEC CONSULTING SERVICES, INC	7138													
STAPLES BUSINESS ADVANTAGE	7084	2,712.99	4,806.30	3,685.02	5,186.28	6,451.19	4,952.74	3,801.73	3,886.03	4,367.19	3,143.84	3,853.70	6,985.96	53,832.97
STARK, MARY	8474									1,200.00				1,200.00
STARKEY, DONALD	8517												1,200.00	1,200.00
STATE OF CALIFORNIA DOJ	4000	196.00	1,612.00	2,020.00	3,677.98	925.00	1,005.00	3,239.98	1,579.00	1,921.00	1,605.00	3,117.98	6,504.98	27,403.92
STATE WATER RESOURCES CONTROL	2452			307.50		10,602.00	95,479.86				1,738.00		3,453.00	111,580.36
	6849			220.00	60.00						120.00			400.00
STATEWIDE TOWING & RECOVERY, INC	3952	1,667.50			661.25	1,552.50	1,006.25	862.50			546.25	4,427.50		10,72[illegible]

Vendor By Period

Vendor Name	Vendor No	1	2	3	4	5	6	7	8	9	10	11	12	
STC TRAFFIC INC	8249		5,827.50	32,737.50	7,717.50							1,925.00		48,207.50
STEEN, MICHAEL	8366			1,200.00										1,200.00
STERLING TALENT SOLUTIONS	7132	10.57		10.73	10.89	11.05	11.05	330.06		10.89	10.89	11.05	11.22	428.40
STEVEN ENTERPRISES INC	4269												666.09	666.09
STEWARD, JOHN	8507											1,800.00		1,800.00
STONE, CHERYLL	7001								156.17					156.17
STONE, DIANE	6270								235.46					235.46
STONE, IDA	7264					195.00						195.00		390.00
STRATEGIC GOVERNMENT RESOURCES	8233							99.00						99.00
STUART, DAMON	5657												250.00	250.00
STUART, HOLLY	5562												300.00	300.00
STURM, ADAM	8452									9.17				9.17
STV INCORPORATED	8076			4,872.50									3,150.00	8,022.50
SUN RIDGE SYSTEMS INC	4772			25,033.75										25,033.75
SUPERION	7253		2,508.46	180.00	180.00					1,574.37	110,733.95			115,176.78
SURVALENT TECHNOLOGY CORP	6169	15,800.00										78,419.00		94,219.00
SWANK MOTION PICTURES, INC.	7649										3,555.00			3,555.00
SWIFTLY INC	8526												2,102.38	2,102.38
SWITHENBANK, DANIEL	8478										42.50	(42.50)	353.25	353.25
SYMMES, WILLIAM	6273				1,200.00				141.35					1,341.35
SYNAGRO-WWT, INC	7152		12,822.31											12,822.31
TAPIA, SALOMON	8538												97.50	97.50
TASC	5885	5,623.20	11,482.38	17,617.54	5,677.10	11,304.20	11,395.88	11,533.58	11,448.58	11,423.58	11,423.58	11,423.58	11,428.08	131,781.28
TAYLOR, RICHARD AND JUDY	8349			1,800.00										1,800.00
TAYLOR'S PLUMBING LLC	8110	232.66			110.00	110.00		110.00	229.98	110.00	165.00	1,383.18	2,264.81	4,715.63
TEC EQUIPMENT, INC	7997	761.06	406.22	868.03	457.91		760.28		553.77		213.22	870.22	772.30	5,663.01
TECHLINE SPORTS LIGHTING LLC	8241									10,121.98				10,121.98
TECHNOLOGY UNLIMITED INC	5005			825.00							4,735.61			5,560.61
TECHSMITH CORPORATION	8384					837.46								837.46
TELEPACIFIC COMMUNICATIONS	6583	5,420.14	3,189.92	3,890.04	3,886.15	3,885.51	3,885.44	3,901.56	3,903.47	3,981.30	3,871.44	3,873.16	3,872.12	47,560.25
TELREPCO	8258													
TERMINIX COMMERCIAL	1802	9,268.50	325.00	325.00	325.00	325.00	325.00	325.00	325.00	325.00				11,868.50
TERMINIX INTERNATIONAL	8429							850.00						850.00
TERMONFILS, KEVIN	8085				836.25									836.25
THAVIXAY, JENNIFER	8443								254.81					254.81
THE HOME DEPOT PRO	8214													
THE LIVING DESERT	8501													
THE MEJORANDO GROUP	8533												12,832.42	12,832.42
THE MOBILE TURTLE	7699	420.00		900.00	1,140.00				600.00			560.00	1,840.00	5,460.00
THE PARK CATALOG	8298													
THE SPYGLASS GROUP, LLC	8528													
THE TRAILER SPECIALIST	8525													
THESIER, DEREK	4985				327.75		2,110.00	4,356.00	1,076.25		189.75			8,059.75
THOMPSON, JAMES	5778								250.00					250.00
THOMSON REUTERS - WEST	1447							226.92						226.92
THORNTON, MEL	6766						315.00						315.00	630.00
TICKENOFF, JANET	8563												336.66	336.66
TIME WARNER CABLE	4412	2,109.26	2,109.26	2,109.26	2,109.26		2,109.26	2,110.56	2,110.56	2,110.56	1,947.74	1,947.74	3,002.37	23,775.83
TIME WARNER CABLE (086811201)	8151	80.97	80.97	80.97	80.97	80.97	80.97	80.97	80.97	95.01	95.01	95.01	95.01	1,027.80

Vendor By Period

Vendor Name	Vendor No	1	2	3	4	5	6	7	8	9	10	11	12	
TIME WARNER/CHARTER	8150	395.38	395.38	395.38	523.14	2,520.13	410.87	410.81	413.29	417.76	453.09	453.10	453.10	7,241.43
TIMECLOCK PLUS, LLC	8387					1,980.00								1,980.00
TITAN ENVIRONMENTAL SOLUTIONS, INC	6752										1,310.00			1,310.00
TKE ENGINEERING, INC	6861											12,127.50		12,127.50
T-MOBILE	6743					275.00	50.00							325.00
TOM BELL CHEVROLET	416									267.68				267.68
TOP-LINE INDUSTRIAL SUPPLY, LCC	7976		115.20		159.38		245.30		200.39	12.00	437.32	90.37	43.53	1,303.49
TORRES, IVANO	6419								249.00					249.00
TOTAL-WESTERN, INC	4326					4,272.72		3,617.42	7,882.22	6,411.13				22,183.49
TRANSTECH ENGINEERS, INC	7878	7,393.00	4,125.00	9,472.50	3,991.50		1,376.00	1,446.50	1,316.00	2,447.00	6,784.00		3,162.00	41,513.50
TRANSTRACK SYSTEMS INC	8230	12,216.21	6,912.50	4,200.00	2,887.50		5,250.00	4,200.00	2,800.00			2,800.00		41,266.21
TREICHLER, JOHN	6271								22.54					22.54
TREMBLY, CHRIS	7520			112.53				95.00		137.92			130.00	475.45
TRENCH SHORING COMPANY	4540		90.00	90.00	90.00						448.70		1,222.00	1,940.70
TRI COUNTY PUMP COMPANY	6808										19,586.27			19,586.27
TRI-GLOBAL TECHNOLOGIES, LLC	7874		2,685.00				12,060.00							14,745.00
TRILLIUM SOLUTIONS, INC	7941	3,000.00												3,000.00
TRI-POINTE HOMES IE-SD INC	8323	30,462.57		772.92		40,425.21			23,020.00				0.00	94,680.70
TRUCK WORKS, INC	8174		894.19		2,794.11	197.97		868.78						4,755.05
TRULLION	8304	21,000.00												21,000.00
TRUNNEL, DEBBIE	8353	16,366.00			(8,183.00)									8,183.00
TURBO DATA SYSTEMS INC	2403	235.09	156.55	284.64	200.59	242.72	158.92	199.49	191.51	198.18	174.09	150.00	187.52	2,379.30
TURBOSCAPE, INC	8081				9,270.00									9,270.00
U.S. BANK	3590	3,657.50	1,886,500.04	5,500.00	1,712,615.18	543,070.57			541,637.68	580.00	546,851.20	1,879,300.62		7,119,712.79
ULTIMATE MAINTENANCE SERVICES, INC	7913								1,500.00					1,500.00
UNDERGROUND SERVICE ALERT	871	187.69	162.61	223.86	237.86	166.11	166.11	164.36	160.86	176.61	160.86	187.11	159.11	2,153.15
UNITED STATES POSTAL SERVICE	1422						960.00							960.00
UNITED TRANSMISSION EXCHANGE	7919				517.50									517.50
UNITED WATER WORKS, INC	6925				531.43				1,838.77	21,562.42			30,995.22	54,927.84
URBAN FUTURES INCORPORATED	4124										1,750.00			1,750.00
URENA-PEREZ, RITA	8382					32.50						195.00		227.50
USABLUEBOOK	1993						3,834.27		2,064.46					5,898.73
USDA FOREST SERVICE	2577					2,184.22								2,184.22
UTILITY ACCOUNTING EDUCATION	8173													
UTILITY CRANE AND EQUIPMENT	6782							9,473.35						9,473.35
UTILITY ENERGY FORUM	8433					4,110.00								4,110.00
VACA, YVETTE	7933		26.25	274.50	64.50	0.00	3,538.72			12.00				3,915.97
VALDEZ JR, MARY ALICE & ANTONIO	8534												195.00	195.00
VALENCIA, MARIBEL	7503						195.00						195.00	390.00
VAN WHY, BRUCE & LILLIAN	7181								197.97					197.97
VANCE CORPORATION	8175									17,000.00				17,000.00
VARGAS, MARIA	7236		51.75		340.00				24.00					415.75
VCS ENVIRONMENTAL	8296		368.75	737.50		1,118.75	1,585.15		356.25		265.00	1,403.75	2,520.00	8,355.15
VECTORUSA	8480													
VELA, ARTURO	5501	300.00								135.57				435.57
VELA, ARTURO M	7159					195.00						195.00		390.00
VEOLIA TECHNICAL SOLUTIONS	7847					175.55								175.55
VEOLIA WATER CONTRACT OPERATIONS US	7007	70,814.00	70,814.00	70,814.00	70,814.00	70,814.00	70,814.00	70,814.00	70,814.00	70,814.00			212,442.00	849,768.00
VERIZON WIRELESS SERVICES, LLC	5369	7,144.95	6,908.37	7,523.97	7,289.60	7,187.98	7,551.84	7,240.44	7,135.39	7,295.83	8,434.33	9,461.05	9,915.51	93,089.26

Vendor By Period

Vendor Name	Vendor No	1	2	3	4	5	6	7	8	9	10	11	12	
VERSATILE INFORMATION PRODUCTS	445	2,200.00												2,200.00
VILLEGAS, JOSE	7042					315.00						315.00		630.00
VIRTUAL PROJECT MANAGER, LLC	7885	1,000.00	2,000.00	1,000.00	1,000.00		2,000.00	1,000.00		2,000.00	1,000.00	1,000.00		12,000.00
VISION SECURITY SYSTEMS	6143	19,726.79	6,669.63	210.00	3,069.48		1,140.76	2,145.00		860.00	3,585.00			37,406.66
VISTA PAINT	1890	1,308.09	231.64	7,541.42	0.00	680.88			321.30	201.46		906.57	201.46	11,392.82
VORISEK, ADAM	7375								214.16					214.16
VULCAN MATERIALS	6650	2,551.43	39.67	2,016.70	51.72	2,454.79	52.05	2,787.83	53.62		2,751.36			12,759.17
WAGES, ROBERT & ANN	7182								172.72					172.72
WALKER, BRIAN	4984		42.50	76.50	353.25	278.78	131.25				3,821.87		170.00	4,874.15
WALKER, LORRAINE	8449								37.20	279.12	205.20		35.70	557.22
WALL CHINESE RESTAURANT	8523												10,000.00	10,000.00
WALLACE, COLLEEN	7576		270.19	70.00		470.34		503.17					134.54	1,448.24
WALTER STANLEY COS, LLC	7282	437.31											155.22	592.53
WASHINGTON, MARK	6962			70.00				136.28						206.28
WASTE MANAGEMENT OF THE IE	1436	6,037.89	6,595.02	2,867.90	1,184.13	502.88	303.72	226.12	316.53	761.73	1,348.13	139.92	590.00	20,873.97
WATER ENVIRONMENT FEDERATION	6165							150.00						150.00
WATERLINE TECHNOLOGIES, INC	6918	1,554.71	992.80	1,307.66	350.83	451.06	2,564.59		345.88	699.00		4,632.92	2,551.76	15,451.21
WATKINS, SHERON	8391					2,400.00								2,400.00
WCT PRODUCTS, INC	7575	405.00					11,039.66							11,444.66
WEBSTER, LON	5390					315.00						315.00		630.00
WEG TRANSFORMERS USA LLC	8192			758,400.00	94,800.00	263,070.00		168,270.00						1,284,540.00
WEINBERG, MARK & JUDY	7183								73.88					73.88
WELDOR'S SUPPLY AND STEEL	7249	94.43		49.49	106.44	26.94				549.49	548.09		174.49	1,549.37
WELLS FARGO BANK	2256	1,002,736.76	910,090.63	970,167.47	968,657.45	1,059,334.59	1,709,805.29	1,054,587.00	985,468.66	1,016,783.62	1,146,662.58	1,195,686.51	1,867,092.42	13,887,072.98
	4228	800.00	1,200.00	800.00	800.00	800.00	800.00	1,200.00	800.00	800.00	800.00	800.00	800.00	10,400.00
WELLS FARGO CARD SERVICES INC	4821	43,427.46	46,107.08	75,742.87	80,923.17	46,928.01	40,570.32	65,451.22	37,282.91	58,239.28	49,674.42	39,858.62	66,808.77	651,014.13
WEST & ASSOCIATES ENGINEERING, INC	8018												8,900.00	8,900.00
WEST COAST ARBORISTS, INC	3999													
WEST COAST SAFETY SUPPLY CO., INC	3416													
WEST COAST SAND & GRAVEL, INC.	7381	1,570.92		1,577.33	1,111.59	1,158.29	1,108.27	7,414.51	1,148.62	620.12	551.78		1,584.96	17,846.39
WESTERN CONSTRUCTION SPECIALISTS	8303	225,468.00												225,468.00
WESTERN EXTERMINATOR COMPANY	7690				190.00									190.00
WESTERN MUNICIPAL WATER DISTRICT	7021								1,150.00					1,150.00
WESTERN RIVERSIDE COUNTY	5026		3,947.00	15,788.00		7,894.00	94.60	5,739.02	20,397.00	6,922.13		181,256.00	280,521.01	522,558.76
WESTRICK, FERNE	6560								23.91					23.91
WESTRUX INTERNATIONAL INC	143			327.67		477.82	941.93		924.18	2,823.58	1,290.56	61.11	43.89	6,890.74
WHEATLEY, REGINE	8487										1,800.00			1,800.00
WHITE BRENNER LLP	8161													
WHITE CAP LP	2836													
WHITE, BEVERLY	6359						195.00							195.00
WHOOSTER, INC	7661												1,300.00	1,300.00
WIEGAND, JOHN & SHARON	6275								173.19					173.19
WILBUR'S POWER EQUIPMENT	466	1,045.15	824.73	661.14	453.22			676.61		531.21			312.46	4,504.52
WILCE, MARLENE	6230					150.00						150.00		300.00
WILCOX, ROBERT	8485									117.47				117.47
WILLDAN ENGINEERING	6184	4,875.00	63,547.50	59,050.00	79,570.00	70,142.50	53,540.00	65,420.00	59,470.00	66,425.00	71,105.00	53,147.50	102,512.50	748,805.00
WILLDAN FINANCIAL SERVICES	2971	791.40		797.15			1,116.40		950.00	791.40	3,310.63		31.89	7,788.87
WILLIAMS SCOTSMAN, INC	1357	22,115.37		4,014.77	6,695.41	3,738.93	3,728.15	3,728.15	3,728.15	3,728.15	3,717.37	3,717.37	3,843.13	62,754.95
WILLIAMS, JOHN	7585								216.84					216.84

Vendor By Period

Vendor Name	Vendor No	1	2	3	4	5	6	7	8	9	10	11	12	
WILLIAMS, KAYLA	8502												346.50	346.50
WILSON, MILDRED	8035												172.83	172.83
WIREMAN, RHONDA	6236					195.00								195.00
WISECARVER, COLLETTE	8381					175.00						150.00		325.00
WITTMAN ENTERPRISES, LLC	8022	5,139.25	5,673.00	3,888.75	6,023.75	4,605.50	6,481.25	4,361.50	5,002.00	4,681.75	4,620.75	3,965.00	5,383.25	59,825.75
WOOD, RONALD & JUDY	7868								163.25					163.25
WOODARD & CURRAN, INC	7220													
WRCOG	2690	1,094.58			9,941.09	3,984.28								15,019.95
WRIGHT, RALPH	8564												90.76	90.76
WRIGHT, RALPH	7846										171.25		244.00	415.25
WYSS, PATRICIA J	8503											1,800.00		1,800.00
XENIA PACIFIC, INC	6662		1,299.73	423.99	2,554.22		2,979.29		1,454.63	872.78		1,293.00	878.71	11,756.35
XTREME RESCUE INC	8439										566.75			566.75
XYLEM DEWATERING SOLUTIONS, INC	6011													
YORK, RICHARD	7376								241.40					241.40
YOUNG, CARLA	5375							711.86					455.43	1,167.29
YOUNG, RICHARD	7583								171.60					171.60
YOUNGBLOOD, RICHARD	2857				25.50		12.75							38.25
YUNEX, LLC	8096		3,921.13											3,921.13
ZENCITY TECHNOLOGIES US, INC	8190							42,000.00						42,000.00
ZENNER PERFORMANCE METERS, INC	6499	1,140.06			16,512.47	1,771.48	30.00		225,983.31	1,442.33	14,445.86	17,209.83	1,650.00	280,185.34
ZOELLER, SUSAN	5471					195.00						195.00		390.00
ZOHO CORPORATION	8097													
Grand Total		12,826,681.83	8,694,628.59	11,049,238.37	7,310,335.59	6,649,858.87	9,790,985.14	5,727,532.32	7,666,714.78	7,109,747.26	5,641,869.60	8,559,902.88	10,246,488.15	101,273,983.38

Disbursements By Fund & Period

Sum of Credit		FY	Period							
		24								24 Total
Fund	Fund Description	1	2	3	4	5	6	7	8	
001	GENERAL FUND	8,991,108.58	4,293,655.87	4,186,551.96	4,395,974.38	2,930,094.88	4,595,521.08	4,465,164.91	3,367,028.33	37,225,099.99
002	DEVELOPER DEPOSIT FUND	1,190,632.52	61,406.62	190.61			190.61		3,330.99	1,255,751.35
100	GAS TAX STREET FUND		32,078.01	430,290.97	109,753.62	90,155.69	296,951.12	99,592.81	89,399.24	1,148,221.46
101	MEASURE A STREET FUND	400,000.00	634,507.24	521,863.44	41,964.11	8,091.00	21,295.18	175,658.88	87,760.98	1,891,140.83
102	RMRA (SB1) GAS TAX FUND	49,533.33	19,920.75	357,466.84	22,792.14	76,755.39	5,237.17	44,306.04	22,355.71	598,367.37
111	LANDSCAPE MAINTENANCE FD	197,915.61	23,356.48	24,288.71	10,208.02	12,711.24	17,174.68	5,057.52	27,875.60	318,587.86
148	SUPPL LAW ENFORCEMENT FD	89.32		333.62			3,902.42			4,325.36
200	SPECIAL DONATION FUND									
201	SENIOR CTR ACTIVITIES FD	1,086.44		303.80		283.30	416.30	97.13	201.93	2,388.90
222	ARPA-AMERICA RESCUE PLAN	14,425.61	32,911.67	5,660.67	51,031.64	27,310.37	13,613.96	61,946.63	42,308.39	249,208.94
375	FAIR OAKS AD #2004-1 DEBT	14,838.90	31.89	97,553.93			1,456.79			113,881.51
410	F/FACILITY DEVELOPMENT FD	22,339.96		57,671.63			226.63			80,238.22
430	GENERAL FACILITIES FUND	48,229.47	296,926.00	303.88	3,040.00		81,411.25	18.69	15,445.00	445,374.29
470	CAPITAL IMPROVEMENT FUND	9,825.57	2,089.16	22.10			22.10			11,958.93
600	AIRPORT FUND	567,890.18	7,724.00	30,231.18	12,315.89	10,666.24	46,110.32	46,756.30	13,461.11	735,155.22
610	TRANSIT FUND	76,460.81	1,888,702.56	588,299.51	105,219.92	104,196.82	722,116.71	117,437.00	264,352.98	3,866,786.31
660	WATER FUND	571,174.87	1,369,076.26	2,380,911.16	1,026,732.76	531,401.07	1,330,204.98	486,107.55	497,204.11	8,192,812.76
661	WATER CAPITAL FACIL FUND	1,813.20			1,584,131.05	35,060.96	92,903.70	23,135.72	179,340.86	1,916,385.49
670	ELECTRIC FUND	11,279,348.68	3,810,705.37	4,510,863.77	2,999,967.15	1,732,781.51	3,947,232.97	2,456,606.76	2,428,000.05	33,165,506.26
673	ELECTRIC IMPROVEMENT FUND	3,354.21	328,509.76	180,942.25	179,002.48	268,615.30	10,770.00	162,937.40	413,806.57	1,547,937.97
675	PUBLIC BENEFIT FUND	43,382.04	89,086.07	32,786.50	51,447.29	575,132.58	51,607.89	55,089.09	41,950.55	940,482.01
680	WASTEWATER FUND	128,787.76	186,795.96	446,027.97	275,889.98	254,463.00	793,084.24	195,084.45	316,056.33	2,596,189.69
682	WWTR TERTIARY FUND	1,211,257.14			145,193.31		250.00		4,813.63	1,361,514.08
690	REFUSE FUND	4,651,706.47	16,543.72	153,674.03	42,275.57	32,625.54	59,030.14	16,867.61	16,947.43	4,989,670.51
700	RISK MANAGEMENT FUND	4,703,692.08	318,706.16	1,054,654.12	75,137.46	224,586.42	303,929.73	108,357.24	152,819.39	6,941,882.60
702	FLEET MAINTENANCE FUND	684,703.19	246,689.38	521,022.13	251,892.84	249,784.87	168,671.07	117,499.54	149,768.30	2,390,031.32
703	INFORMAT'N SYSTEMS SVC FD		23,216.46	71,119.40		70,775.90	204,161.54	58,307.68	116,580.24	544,161.22
704	BUILDING MAINTENANCE	134,165.00	9,984.39	162,884.75	106,642.19	58,995.55	55,213.90	11,159.67	27,552.03	566,597.48
705	SUPPORT SERVICES	166,115.29				28,405.69	124,747.52	141,532.86	178,666.14	639,467.50
761	UTL BILL, ACCT & COLL SVC	1,996,116.80	174,365.44	861,606.25	164,317.38	154,407.90	897,844.36	127,427.07	147,885.21	4,523,970.41
810	SA-LOW/MOD FUND	5,923,513.44	1,780,195.83	37,371.70	29,154.62	11,004.02	32,684.68	28,409.05	545,660.74	8,387,994.08
841	BEA L/M CAP PROJECTS FUND			1,294.40			1,294.40			2,588.80
Grand Total		43,083,506.47	15,647,185.05	16,716,191.28	11,684,083.80	7,488,305.24	13,879,277.44	9,004,557.60	9,150,571.84	126,653,678.72

Receipts By Fund & Period

Sum of Debit		FY	Period							
		24								24 Total
Fund	Fund Description	1	2	3	4	5	6	7	8	
001	GENERAL FUND	7,403,027.78	3,204,079.73	3,816,713.79	2,773,015.21	2,798,195.11	4,102,350.84	4,460,411.08	4,744,161.70	33,301,955.24
002	DEVELOPER DEPOSIT FUND	2,240,215.38	672.29						50,000.00	2,290,887.67
100	GAS TAX STREET FUND	440,217.49	158,701.54	27,852.55	153,524.95	31,950.82	77,028.80	62,474.37	67,706.95	1,019,457.47
101	MEASURE A STREET FUND	647,673.09	58,906.96	147,175.04	69,529.52		77,048.28	136,702.80		1,137,035.69
102	RMRA (SB1) GAS TAX FUND			65,708.08	304,888.91	71,215.60	56,352.34	77,112.11	76,579.33	651,856.37
111	LANDSCAPE MAINTENANCE FD	136,809.10	11,288.91		8,916.12	8,333.33		87,408.10	19,110.60	271,866.16
148	SUPPL LAW ENFORCEMENT FD	29,587.16	225.00			2,006.25	8,533.33	94,792.29	8,333.33	143,477.36
200	SPECIAL DONATION FUND	752.58	459.95							1,212.53
201	SENIOR CTR ACTIVITIES FD	103.51		393.00	326,166.18	1,436.00	948.00	2,959.00	477.00	332,482.69
222	ARPA-AMERICA RESCUE PLAN	384.76								384.76
375	FAIR OAKS AD #2004-1 DEBT	1,329,053.29	7,016.72	5,977.97	12,000.00	1,200.00	1,200.00	99,451.53		1,455,899.51
410	F/FACILITY DEVELOPMENT FD	2,063,837.47	18,707.48	83,597.54	41,558.70	4,155.87	4,155.87			2,216,012.93
430	GENERAL FACILITIES FUND	2,348.33	15,276.00	2,318.04	43,400.00	4,340.00	4,340.00			72,022.37
470	CAPITAL IMPROVEMENT FUND	13,045.31	6,432.94							19,478.25
600	AIRPORT FUND	187,327.51	3,432.33	15,452.80	10,001.54	8,156.83	8,101.68	16,934.87	9,459.10	258,866.66
610	TRANSIT FUND	512,298.28	143,648.04	143,848.49	142,347.84	242,483.80	142,256.83	142,255.08	145,861.36	1,614,999.72
660	WATER FUND	1,179,901.90	2,127,018.46	1,682,718.34	1,554,919.05	1,193,371.15	1,220,264.30	995,322.48	812,009.08	10,765,524.76
661	WATER CAPITAL FACIL FUND	92,263.70				9,744.00		471,737.40		573,745.10
670	ELECTRIC FUND	2,900,343.12	2,782,727.69	5,386,103.48	2,870,545.18	3,083,528.63	2,475,686.49	1,967,913.23	2,633,950.25	24,100,798.07
673	ELECTRIC IMPROVEMENT FUND	3,786.46	1,447,825.78			658,760.23				2,110,372.47
675	PUBLIC BENEFIT FUND	80,595.96	85,438.28	71,581.29	68,993.05	57,264.62	53,448.37	47,339.28	50,731.79	515,392.64
680	WASTEWATER FUND	568,653.07	566,846.37	614,555.64	618,345.38	645,173.14	632,835.27	529,241.62	706,964.64	4,882,615.13
682	WWTR TERTIARY FUND	5,965,015.86		28,485.98	33,048.38	27,231.82	28,337.64	28,050.92	28,765.80	6,138,936.40
690	REFUSE FUND	1,075,526.91	73,738.82	94,567.18	79,782.79	80,603.26	80,758.27	224,296.36	81,918.42	1,791,192.01
700	RISK MANAGEMENT FUND	4,446,052.11	120,362.56	858,431.36	103,322.66	104,481.91	865,036.41	178,539.04	118,218.60	6,794,444.65
702	FLEET MAINTENANCE FUND	7,790.37		752,206.51	97,376.28	44,844.60	597,731.73	3,327.41	34,100.04	1,537,376.94
703	INFORMAT'N SYSTEMS SVC FD			413,231.66	450.00		169,189.32			582,870.98
704	BUILDING MAINTENANCE			388,521.06			413,231.66			801,752.72
705	SUPPORT SERVICES	3,857.37					388,521.06		13.99	392,392.42
761	UTL BILL, ACCT & COLL SVC	1,885,832.68	28,763.00	1,275,548.59	37,439.42	33,714.26	1,286,157.61	578,040.27	26,455.05	5,151,950.88
810	SA-LOW/MOD FUND	4,147,384.16	1,275.30	980,461.00	1,111.61					5,130,232.07
841	BEA L/M CAP PROJECTS FUND		21,000.00							21,000.00
Grand Total		37,363,684.71	10,883,844.15	16,855,449.39	9,350,682.77	9,112,191.23	12,693,514.10	10,204,309.24	9,614,817.03	116,078,492.62

Net Cash Flow By Fund & Period

Sum of Amount		FY	Period							
		24								24 Total
Fund	Fund Description	1	2	3	4	5	6	7	8	
001	GENERAL FUND	(1,588,080.80)	(1,089,576.14)	(369,838.17)	(1,622,959.17)	(131,899.77)	(493,170.24)	(4,753.83)	1,377,133.37	(3,923,144.75)
002	DEVELOPER DEPOSIT FUND	1,049,582.86	(60,734.33)	(190.61)			(190.61)		46,669.01	1,035,136.32
100	GAS TAX STREET FUND	440,217.49	126,623.53	(402,438.42)	43,771.33	(58,204.87)	(219,922.32)	(37,118.44)	(21,692.29)	(128,763.99)
101	MEASURE A STREET FUND	247,673.09	(575,600.28)	(374,688.40)	27,565.41	(8,091.00)	55,753.10	(38,956.08)	(87,760.98)	(754,105.14)
102	RMRA (SB1) GAS TAX FUND	(49,533.33)	(19,920.75)	(291,758.76)	282,096.77	(5,539.79)	51,115.17	32,806.07	54,223.62	53,489.00
111	LANDSCAPE MAINTENANCE FD	(61,106.51)	(12,067.57)	(24,288.71)	(1,291.90)	(4,377.91)	(17,174.68)	82,350.58	(8,765.00)	(46,721.70)
148	SUPPL LAW ENFORCEMENT FD	29,497.84	225.00	(333.62)		2,006.25	4,630.91	94,792.29	8,333.33	139,152.00
200	SPECIAL DONATION FUND	752.58	459.95							1,212.53
201	SENIOR CTR ACTIVITIES FD	(982.93)		89.20	326,166.18	1,152.70	531.70	2,861.87	275.07	330,093.79
222	ARPA-AMERICA RESCUE PLAN	(14,040.85)	(32,911.67)	(5,660.67)	(51,031.64)	(27,310.37)	(13,613.96)	(61,946.63)	(42,308.39)	(248,824.18)
375	FAIR OAKS AD #2004-1 DEBT	1,314,214.39	6,984.83	(91,575.96)	12,000.00	1,200.00	(256.79)	99,451.53		1,342,018.00
410	F/FACILITY DEVELOPMENT FD	2,041,497.51	18,707.48	25,925.91	41,558.70	4,155.87	3,929.24			2,135,774.71
430	GENERAL FACILITIES FUND	(45,881.14)	(281,650.00)	2,014.16	40,360.00	4,340.00	(77,071.25)	(18.69)	(15,445.00)	(373,351.92)
470	CAPITAL IMPROVEMENT FUND	3,219.74	4,343.78	(22.10)			(22.10)			7,519.32
600	AIRPORT FUND	(380,562.67)	(4,291.67)	(14,778.38)	(2,314.35)	(2,509.41)	(38,008.64)	(29,821.43)	(4,002.01)	(476,288.56)
610	TRANSIT FUND	435,837.47	(1,745,054.52)	(444,451.02)	37,127.92	138,286.98	(579,859.88)	24,818.08	(118,491.62)	(2,251,786.59)
660	WATER FUND	608,727.03	757,942.20	(698,192.82)	528,186.29	661,970.08	(109,940.68)	509,214.93	314,804.97	2,572,712.00
661	WATER CAPITAL FACIL FUND	90,450.50			(1,584,131.05)	(25,316.96)	(92,903.70)	448,601.68	(179,340.86)	(1,342,640.39)
670	ELECTRIC FUND	(8,379,005.56)	(1,027,977.68)	875,239.71	(129,421.97)	1,350,750.92	(1,471,546.48)	(488,693.53)	205,950.20	(9,064,704.39)
673	ELECTRIC IMPROVEMENT FUND	432.25	1,119,316.02	(180,942.25)	(179,002.48)	390,144.93	(10,770.00)	(162,937.40)	(413,806.57)	562,434.50
675	PUBLIC BENEFIT FUND	37,213.92	(3,647.79)	38,794.79	17,545.76	(517,867.96)	1,840.48	(7,749.81)	8,781.24	(425,089.37)
680	WASTEWATER FUND	439,865.31	380,050.41	168,527.67	342,455.40	390,710.14	(160,248.97)	334,157.17	390,908.31	2,286,425.44
682	WWTR TERTIARY FUND	4,753,758.72		28,485.98	(112,144.93)	27,231.82	28,087.64	28,050.92	23,952.17	4,777,422.32
690	REFUSE FUND	(3,576,179.56)	57,195.10	(59,106.85)	37,507.22	47,977.72	21,728.13	207,428.75	64,970.99	(3,198,478.50)
700	RISK MANAGEMENT FUND	(257,639.97)	(198,343.60)	(196,222.76)	28,185.20	(120,104.51)	561,106.68	70,181.80	(34,600.79)	(147,437.95)
702	FLEET MAINTENANCE FUND	(676,912.82)	(246,689.38)	231,184.38	(154,516.56)	(204,940.27)	429,060.66	(114,172.13)	(115,668.26)	(852,654.38)
703	INFORMAT'N SYSTEMS SVC FD		(23,216.46)	342,112.26	450.00	(70,775.90)	(34,972.22)	(58,307.68)	(116,580.24)	38,709.76
704	BUILDING MAINTENANCE	(134,165.00)	(9,984.39)	225,636.31	(106,642.19)	(58,995.55)	358,017.76	(11,159.67)	(27,552.03)	235,155.24
705	SUPPORT SERVICES	(162,257.92)				(28,405.69)	263,773.54	(141,532.86)	(178,652.15)	(247,075.08)
761	UTL BILL, ACCT & COLL SVC	(110,284.12)	(145,602.44)	413,942.34	(126,877.96)	(120,693.64)	388,313.25	450,613.20	(121,430.16)	627,980.47
810	SA-LOW/MOD FUND	(1,776,129.28)	(1,778,920.53)	943,089.30	(28,043.01)	(11,004.02)	(32,684.68)	(28,409.05)	(545,660.74)	(3,257,762.01)
841	BEA L/M CAP PROJECTS FUND		21,000.00	(1,294.40)			(1,294.40)			18,411.20
Grand Total		(5,719,821.76)	(4,763,340.90)	139,258.11	(2,333,401.03)	1,623,889.79	(1,185,763.34)	1,199,751.64	464,245.19	(10,575,182.30)

Payments Per Fund By Period

Sum of Tran Amt	Column Labels								
	24								24 Total
Row Labels	1	2	3	4	5	6	7	8	
001	7,457,847.37	2,933,273.83	3,914,109.77	3,117,247.44	2,769,655.27	4,455,396.16	3,209,804.66	2,626,609.49	30,483,943.99
002	8,271.60	3,657.60	27,695.27	11,983.00	7,920.00	7,513.95	2,730.99	13,198.52	82,970.93
100	51,337.79	34,853.19	188,304.70	28,039.10	25,332.12	23,891.91	27,322.09	26,380.50	405,461.40
101	384,081.12	549,870.02	9,729.35	8,091.00	66,203.54	17,723.78	196,559.54		1,232,258.35
102	257,941.35	395,280.98	46,216.41	5,571.25	35,872.70				740,882.69
110	19,920.75		21,935.98		11,240.01		419.73		53,516.47
111	4,092.00	4,475.10	4,803.23	4,697.23	4,947.28	4,092.00	4,324.34	9,417.00	40,848.18
132							14,133.15		14,133.15
148		21,051.74							21,051.74
200									
201					395.80	97.13	201.93		694.86
222	20,985.48	63,656.14	5,660.67	301.69	30,139.15	27,928.79	68,651.77	18,459.64	235,783.33
375	4,448.90		96,176.46			870.72			101,496.08
420								1,800.00	1,800.00
430		57,445.00	3,040.00		81,107.37	15,619.44	(155.75)		157,056.06
451	296,926.00								296,926.00
600	651.41	1,092.47	2,537.33	7,230.44	41,194.06	252.88	453.90	262.65	53,675.14
610	3,411.16	1,779,130.46	4,390.05	4,222.50	91,543.52	15,906.70	153,183.20	11,510.98	2,063,298.57
660	243,358.78	95,273.75	770,228.57	270,120.30	125,461.31	195,499.48	153,157.08	86,118.12	1,939,217.39
661	87,163.58	1,263,431.73	100,198.32	6,187.29	161,676.70	66,213.56	13,201.14	22,407.80	1,720,480.12
669			2,750.00	1,584,131.05					1,586,881.05
670	1,321,682.90	2,810,284.94	2,786,502.41	2,401,303.88	1,168,129.17	1,961,096.39	1,554,083.42	1,460,071.70	15,463,154.81
673	314,812.96	175,805.00	346,124.88	398,556.87	87,570.00	3,450.00	47,645.00		1,373,964.71
674									
675	12,957.88	43,117.19	4,708.39	24,706.78	40,761.38	12,269.90	22,510.92	1,591.18	162,623.62
678			2,750.00		511,521.88				514,271.88
680	61,900.20	282,536.38	108,218.74	100,918.65	161,325.94	142,977.15	113,929.15	126,404.20	1,098,210.41
681									
683							2,313.63		2,313.63
689				145,193.31		2,750.00			147,943.31
690	3,006.01	709.48	134,924.24	17,581.71	8,955.47		2,749.64	1,371.02	169,297.57
700	3,403,633.46	100,928.05	866,659.14	241,409.42	85,574.61	126,109.54	34,807.36	110,529.27	4,969,650.85
702	77,691.11	86,850.06	111,990.67	63,024.48	85,208.21	58,915.72	48,911.92	89,700.16	622,292.33
703	249,947.15	209,277.85	97,125.14	84,617.19	11,730.08	27,056.37	25,973.27	46,872.08	752,599.13
704	46,696.70	34,794.98	43,196.80	29,720.01	46,369.19	25,574.28	15,321.90	23,754.25	265,428.11
705	154,372.78	33,302.54	198,149.35	18,170.21	108,092.28	54,576.14	203,577.51	31,579.67	801,820.48
761	11,808.99	10,154.13	18,903.65	12,340.33	12,077.29	15,464.25	16,758.04	18,318.46	115,825.14
810	16,224.07	23,059.34	17,036.13	15,343.89	16,671.93	19,455.76	5,360.82	154,644.21	267,796.15
830		1,760,860.76		2,750.00				424,195.76	2,187,806.52
840		(0.30)				201.60	1,948.80		2,150.10
Grand Total	14,515,171.50	12,774,172.41	9,934,065.65	8,603,459.02	5,796,676.26	7,280,903.60	5,939,879.15	5,305,196.66	70,149,524.25

Vendor By Fund By Period

Sum of Tran Amt			FY	Period								
			24									24 Total
Vendor Name	Vendor No	Fund	1	2	3	4	5	6	7	8	
3 L EXECUTIVE SERVICES	8369	702									
72 HOUR LLC-NATIONAL AUTO FLT GRP	6900	001									
A.C. PROPANE	8333	810			355.76						355.76
AB FENCE COMPANY, INC	7801	001									
ABBOTT, CELIA	7508	675					195.00				195.00
ABS FACILITY SERVICES INC	8544	430					19,634.77	4,970.00			24,604.77
ACCULINE CONSULTING, LLC	7689	673									
ACOM SOLUTIONS, INC	6497	705	4,883.00								4,883.00
ACOSTA, JESSICA	7902	670							256.26		256.26
ADVANCED WORKPLACE STRATEGIES INC	4781	001						326.50	171.00	99.45	596.95
ADVANTAGE DEMOLITION & GRADING	8186	673									
AFLAC BENEFITS SOLUTIONS	8579	001	6,342.40	7,189.28	7,330.98	13,533.68	14,467.48	13,736.26			62,600.08
AHRENS, JOYCE	6435	670							272.32		272.32
AILA, GREBELL	7265	675					195.00				195.00
AIRGAS USA, LLC	2454	660									
		680									
ALBERT A. WEBB ASSOCIATES	3065	002									
		101			3,999.35	8,091.00	17,961.00	16,253.78	21,629.20		67,934.33
		661	21,235.83	9,238.75	6,136.32	6,187.29	12,275.70	10,208.34	13,201.14		78,483.37
		673									
		681									
		683							2,313.63		2,313.63
ALBRIGHT, DILLON	8505	680				2,500.00					2,500.00
ALESHIRE & WYNDER, LLP	4994	700	1,293.83	351.00							1,644.83
ALIDIO, ROSANNE	8623	001				51.89					51.89
ALL AMERICAN ASPHALT	6724	101							125,052.34		125,052.34
		102									
		673									
		700							(70,000.00)		(70,000.00)
		840									
ALL AMERICAN SEWER TOOLS	8673	680							1,700.18		1,700.18
ALL AMERICAN TOWING	1492	702	405.00								405.00
ALL STAR ELITE SPORTS	7098	001	465.41		1,265.02		1,185.05		4,241.38	683.01	7,839.87
ALL STAR GLASS, INC.	3597	702	118.00	1,010.18	491.99	461.06	493.10	731.43			3,305.76
ALLGOOD DRIVING SCHOOL, INC	7979	001	54.60		54.60	163.80			81.90		354.90
ALLISON MECHANICAL INC	7545	704								1,681.02	1,681.02
ALLSTAR FIRE EQUIPMENT, INC.	3221	660				1,086.24					1,086.24
AL'S KUBOTA TRACTOR	34	001			840.58	2,452.18		658.75			3,951.51
		660		1,590.64	604.63						2,195.27
ALTA PLANNING + DESIGN INC	8297	102	7,515.23	17,452.50	46,216.41	5,571.25	2,806.67				79,562.06
ALTEC INDUSTRIES, INC.	1616	702		1,679.70							1,679.70
AMAZON BUSINESS	7468	001	2,362.97	3,447.45	918.66	4,342.53	3,055.04	2,343.51	1,387.51	1,911.53	19,769.20
		100	17.20			61.19	37.70	135.36		66.04	317.49
		201					283.30				283.30
		222	344.78	187.58							532.36
		430						174.44	(155.75)		18.69
		610								740.40	740.40
		660		104.01	126.07	38.76	37.66		288.48		594.98
		670		180.46	16.15	117.43	246.47	310.32	212.73	293.38	1,376.94

Vendor By Fund By Period

			24								24 Total
Vendor Name	Vendor No	Fund	1	2	3	4	5	6	7	8	
AMAZON BUSINESS	7468	675		161.61			1,893.02				2,054.63
		680							69.02		69.02
		690			43.69	14.00				75.05	132.74
		702						53.26			53.26
		703						23.69			23.69
		704	120.42			20.44	0.00				140.86
		705				153.02	416.82	131.32	581.63	51.74	1,334.53
		761	197.12	136.30		103.88			230.14		667.44
		810									
AMAZON CAPITAL SERVICES, INC.	8146	001						71.67			71.67
AMERICAN COUNCIL OF ENG COMPANIES	7580	001							399.13		399.13
AMERICAN FIDELITY ASSURANCE	2295	001	9,177.66	9,177.66	9,177.66	9,177.66	9,177.66	9,177.66	7,341.66	3,650.00	66,057.62
	8584	001	25,384.56	25,944.96	25,865.96	25,311.88	25,161.94	24,895.50	25,173.96		177,738.76
AMERICAN FORENSIC NURSES	4265	001	1,374.88	1,411.39	1,338.38	1,228.86	1,459.08	1,021.02	730.10	2,188.06	10,751.77
AMERICAN KEY SUPPLY	7653	670			7,697.87						7,697.87
AMERICAN RAMP COMPANY	5452	001						11,009.19			11,009.19
AMERICAN ROAD MAINTENANCE INC	8115	600									
AMERICAN WATER WORKS ASSN	910	660				321.00					321.00
ANDERSON, DENNIS & LUCILLE	7161	670							252.66		252.66
ANDERSON, KENNETH	8608	675			1,200.00						1,200.00
ANDREWS, LORRAINE	7603	670							289.02		289.02
ANGI ENERGY SYSTEMS, LLC	5299	610									
		702									
ANIXTER, INC	7048	670	3,712.29	32,546.46	64,506.49	18,412.00	124,119.60	1,114.72			244,411.56
ARAGON GEOTECHNICAL, INC	6195	002									
ARAMARK UNIFORM & CAREER APPAREL	7743	100	3,350.70								3,350.70
		610									
		660	2,865.47								2,865.47
		680	1,083.51			1,684.89					2,768.40
		702									
		704	58.98								58.98
		761	328.36	328.36	659.30	328.36	767.31	413.65	353.01	482.19	3,660.54
ARC DOCUMENT SOLUTIONS	8082	001									
ARCE, PAUL	8331	001	196.00	168.00	252.00	224.00	280.00	280.00	224.00	196.00	1,820.00
ARCHIVESOCIAL, INC	8158	703	4,788.00								4,788.00
ARE ANIMAL RESCUE	8117	001	15,000.00			15,775.00			14,666.67		45,441.67
ARIAS DE RAMIREZ, LEONILA	8509	675					195.00				195.00
ARTISTIC MAINTENANCE, INC.	5946	111	4,092.00	4,475.10	4,803.23	4,695.74	4,808.87	4,092.00	4,324.34	9,417.00	40,708.28
		660									
		810		1,560.00							1,560.00
ASBURY ENVIRONMENTAL SERVICES DBA	6899	690	1,411.80			288.77	1,157.64		424.54		3,282.75
		702			70.00				592.15		662.15
ASPEN, INC	8163	670	5,092.00								5,092.00
ASSOCIATED BAG COMPANY	921	670				1,793.30					1,793.30
AT&T CALNET 2	6175	001	892.28	1,494.22	1,484.35	2,229.83	202.25	593.88	1,024.23	809.57	8,730.61
AT&T MOBILITY LLC	8147	001	1,628.10	2,259.94	2,874.37	2,879.56	2,881.11	2,881.11	2,881.11	2,881.11	21,166.41
ATBACKGROUNDS	7667	001	1,902.73		169.68	183.93	514.32	94.93		111.18	2,976.77
ATWORK PERSONNEL SERVICES	7937	100							2,633.40	5,166.48	7,799.88
AUDELO, REBECCA	8515	675					195.00				195.00
AUER, WILLIAM	6942	001			1,259.00		650.75		76.50		1,986.25

Vendor By Fund By Period

			24								24 Total
Vendor Name	Vendor No	Fund	1	2	3	4	5	6	7	8	
AURIGA CORPORATION	8259	673	2,150.00	2,050.00	4,450.00	1,150.00	2,950.00	3,450.00	17,645.00		33,845.00
AUTOMATED GATE SERVICES, INC.	3933	704	359.00	1,486.75	428.00	994.00	2,971.00		336.00	824.00	7,398.75
AVA SECURITY	8593	001			1,100.00						1,100.00
		670				4,800.00					4,800.00
AVILA, SOL	7121	001			34.00	300.00	51.00		17.25	151.00	553.25
AVILA, VINCENT	5872	001		3,426.28							3,426.28
AYLE, DWIGHT	8638	675					2,400.00				2,400.00
A-Z BUS SALES, INC. (COLTON)	2073	610							150,244.52		150,244.52
BABCOCK LABORATORIES, INC	6774	660	1,562.85	1,277.75	2,688.00	9,170.00	1,742.00	2,864.00	1,301.00	11,374.64	31,980.24
		680	92.00	1,180.29	1,210.94	180.00	108.00	2,220.28	4,829.40	72.00	9,892.91
BAMBOO IDE8 INSURANCE SERVICES	8660	001					9,000.00	0.00			9,000.00
BANNING BEAUMONT PILATES & FITNESS	8633	001				21.00	17.50	10.50			49.00
BANNING CHAMBER OF COMMERCE	7632	001			4,720.00						4,720.00
		100			80.00						80.00
		610			80.00						80.00
		660			480.00						480.00
		670			1,200.00						1,200.00
		675		1,500.00							1,500.00
		690			80.00						80.00
		702			80.00						80.00
		703			320.00						320.00
		761			1,120.00						1,120.00
BANNING GLASS MIRROR & SCREEN	7101	704	578.16	733.74		732.18					2,044.08
BANNING HIGH SCHOOL	8542	001	400.00								400.00
		675		500.00							500.00
BANNING POLICE OFFICERS ASSOC.	7990	001	2,760.30	2,760.30	2,710.30	2,610.30	2,560.30	2,660.30	2,710.30	2,860.30	21,632.40
BANNING VETERINARY HOSPITAL	5297	001	2,988.37	1,146.90	1,532.93	1,421.05	1,543.69	271.00	1,173.75	751.50	10,829.19
BARR DOOR, INC	6710	001							2,886.00		2,886.00
		704			4,449.37		1,619.66		6,190.75		12,259.78
BARRILLEAUX, BRENDA	7854	670							185.69		185.69
BARRY ANINAG INVESTIGATIONS LLC	8582	700	4,604.25			8,423.25	15,551.25				28,578.75
BATDORF, JACQUELINE	8650	675					97.50				97.50
BEACON BID	8465	001	1,250.00								1,250.00
BEAUMONT BASIN WATERMASTER	4972	660			9,179.00	2,591.70		24,762.00		3,000.00	39,532.70
BEAUMONT CHAMBER OF COMMERCE	3628	001		25.00	525.00						550.00
BEAUMONT CHERRY VALLEY WATER	3674	660	29,770.76	22,697.66		24,598.66		2,588.01			79,655.09
BEAUMONT DO IT BEST HOME CENTER	6091	001	864.16	1,681.29	266.81	448.48	359.96	281.96	220.29	554.38	4,677.33
		100	203.46	220.04	58.20	141.63	305.75	309.83	100.58	249.03	1,588.52
		110							419.73		419.73
		111				1.49					1.49
		610		115.97	105.55	83.48	52.78		61.39		419.17
		660		43.48							43.48
		690			126.22						126.22
		702	6.44	63.24							69.68
		704	2,771.10	698.69	431.37	207.66	157.30	443.08	792.36	844.07	6,345.63
		810			(201.31)					102.35	(98.96)
BEAUMONT PRINT	8604	001			238.95						238.95
BEAUMONT SAFE & LOCK	951	001		69.72	58.46	21.44				375.49	525.11
		660				42.88					42.88
		670						89.00	172.76		261.76

Vendor By Fund By Period

			24								24 Total
Vendor Name	Vendor No	Fund	1	2	3	4	5	6	7	8	
BEAUMONT SAFE & LOCK	951	702						40.41			40.41
		704	8.58	155.43					11.59	79.00	254.60
		761						42.88			42.88
BEAUMONT, CITY OF	3471	100	619.50	206.50	413.00						1,239.00
BECERRA, ELADIO	6575	675					195.00				195.00
BECHTEL, PETRA	6982	675					195.00		0.00		195.00
BENDER, ALAYZIA	8574	001	5.00								5.00
BENHAR, DIANA T	7099	001	668.50	521.50	231.00	175.00	231.00	185.50	262.50	262.50	2,537.50
BENTLEY SYSTEMS, INC	8613	670			3,900.00						3,900.00
BEST DRILLING AND PUMP INC	8445	661		1,198,763.73	40,090.00		125,495.00	22,325.00			1,386,673.73
BIG TEX TRAILER WORLD	2643	001	9,914.25								9,914.25
		100									
		702									
BIO-TOX LABORATORIES	2051	001	690.00	1,372.00	967.00	689.00	1,093.00	1,008.00	1,245.00	661.00	7,725.00
BLACK & VEATCH MGMT CONSULTING	8109	660									
		680									
BLACK KNIGHT TERMITE & PEST	8256	001									
BLACKWELL, CAROL	7320	670					120.00				120.00
		675					195.00				195.00
BLAIS & ASSOCIATES, LLC	7612	001	1,647.65	14,916.93	1,916.97	2,202.14	6,105.93	8,568.00			35,357.62
		100	360.04	1,782.11	665.29	614.82	347.11	537.50		807.50	5,114.37
		420									
		660	406.98	450.02	473.50	543.94	450.02				2,324.46
		670									
		673									
		680	435.29	481.33	506.45	581.78	481.33				2,486.18
		690	185.04	204.61	215.29	247.32	204.61				1,056.87
		702									
		704	5,197.67	5,197.66	9,247.67						19,643.00
		705								3,492.50	3,492.50
BLAISDELL'S BUSINESS PRODUCTS	8271	001		708.84					708.84		1,417.68
		670		506.32							506.32
		702			101.26						101.26
		705		1,265.79				1,265.79			2,531.58
BLEIER, TODD	7816	675					195.00				195.00
BLEVINS, SUSAN	8645	675					1,200.00				1,200.00
BLOOMHUFF, NINA	5704	675					195.00				195.00
BLUEBEAM, INC	8338	001				1,559.84			1,990.00		3,549.84
		610				130.10			109.00		239.10
		660				325.03			327.00		652.03
		670							2,100.00		2,100.00
		680				325.03			218.00		543.03
		690							218.00		218.00
BLUMENFELD, PHILLIP & JOAN	7162	670							150.16		150.16
BOA ARCHITECTURE	6870	001									
		100									
BOIES, SANDRA DIANE	6748	675					195.00				195.00
BOLIN, DIANA	7817	675					195.00				195.00
BOOTH, CATHY	7085	675					195.00				195.00
BOSTON, LINDA	6362	675					195.00				195.00

Vendor By Fund By Period

			24								24 Total
Vendor Name	Vendor No	Fund	1	2	3	4	5	6	7	8	
BOWEN, WAYNE	7875	670							255.75		255.75
BRANNEN MOTOR COMPANY	8399	001									
BRIANT, HARRIET	7382	670							210.13		210.13
BRIGHTLY SOFTWARE , INC	7880	001	1,354.65	8,050.00	41,137.65						50,542.30
BROCK, SARA	8139	001								250.00	250.00
BUCKMAN, JACALYN	7994	675					195.00				195.00
BUNCH, JAMES & BRENDA	6251	670							229.11		229.11
BURNHAM GIBSON WEALTH ADVISORS LLC	8421	705				4,082.17			10,587.20		14,669.37
BUSINESS TELECOMMUNICATION	6702	001						1,800.36			1,800.36
		702	371.38								371.38
		705									
BUSINESS VIEW PUBLISHING INC	8603	675	2,950.00								2,950.00
CA. DEPT OF TRANSPORTATION	998	100			2,123.47				2,498.75		4,622.22
CA. ST. BOARD OF EQUAL. - FUEL	2257	702	622.00			627.00			1,201.00		2,450.00
CA. ST. BOARD OF EQUALIZATION	3012	001	56.00	867.00		421.00				498.00	1,842.00
CA. ST. DEPT. OF FORESTRY	3220	001		454.16							454.16
CA. ST. EMPLOYMENT DEV. DEPT.	985	001	143,569.75	85,027.68	85,535.87	87,830.41	88,463.00	93,996.31	144,252.29	103,809.15	832,484.46
CA. ST. PUBLIC EMPLOYEES	997	001	3,972,157.50	525,103.65	646,160.50	480,496.37	489,352.50	637,136.79	499,278.83	350,167.48	7,599,853.62
		670							7,075.80		7,075.80
CABALLERO, DANIEL	7051	670		285.00							285.00
CABAZON WATER DISTRICT	8394	660						10,777.86			10,777.86
CABRERA, YESENIA LOPEZ-	7864	670							114.01		114.01
CAL CITIES	2496	001							14,367.00		14,367.00
CALACT	3726	610							800.00		800.00
CALDERON, SANDRA B	4577	001			150.70						150.70
CAL-DUCT INC	87	670		177.79							177.79
CALIFORNIA DEPT OF TAX AND FEE ADMN	1756	670				14,471.00		10,094.00			24,565.00
CALIFORNIA LAW ENFORCE ASSN	3780	001	864.00	891.00	945.00	891.00	891.00	864.00	1,088.00	992.00	7,426.00
CALIFORNIA LAW ENFORCEMENT ASSOC	6858	001		75.00	40.00				20.00		135.00
CALIFORNIA MUNICIPAL STATISTICS	6811	001				550.00					550.00
CALIFORNIA PARK & REC SOCIETY	989	001			855.00						855.00
CALIFORNIA PEACE OFFICERS' ASSN	1585	001				1,150.00					1,150.00
CALIFORNIA WATER ENVIRONMENT	4042	660	986.00		221.00	319.00	221.00	98.00		319.00	2,164.00
		680			113.00			221.00			334.00
CALIFORNIA, STATE OF	992	700		4,288.00			7,479.00			171.00	11,938.00
CALLAHAN, BRIAN	5171	001	4,560.43								4,560.43
CALOLYMPIC GLOVE & SAFETY CO, INC	95	660							1,164.16		1,164.16
		670					188.35				188.35
CALPERS 457 PLAN - 450260	4051	001	61,751.62	106,719.23	73,626.65	74,879.30	88,958.11	38,707.94			444,642.85
CAMPA, ERIC	7287	001		5,585.97	371.00	1,125.54	29.75		2,383.57	4,737.00	14,232.83
CANALES, SILVERIO	7796	675					195.00				195.00
CANON FINANCIAL SERVICES, INC	7078	001	510.61	541.44	572.27	667.84	510.61	510.61	541.44	510.61	4,365.43
		660	178.45	178.45	178.45	178.44	178.45	178.45	178.45	178.45	1,427.59
		670	712.01	712.01	712.01	712.00	712.01	712.01	712.01	712.01	5,696.07
		705	685.25	685.25	524.76	1,077.33	524.76	685.25	524.76	685.25	5,392.61
		761	127.70	127.70	127.70	127.69	127.70	127.70	127.70	127.70	1,021.59
CANYON SPRINGS ENTERPRISES	8313	660				29,450.48					29,450.48
CAPITAL REALTY ANALYSTS, INC	7260	001				6,000.00					6,000.00
		420								1,800.00	1,800.00
CAPPO	8112	001					560.00				560.00

Vendor By Fund By Period

			24								24 Total
Vendor Name	Vendor No	Fund	1	2	3	4	5	6	7	8	
CAROLLO ENGINEERS	5350	660			5,750.50			704.00			6,454.50
CARPENTER, MELINDA	8357	675			662.92						662.92
CARTEGRAPH SYSTEMS LLC	5980	001									
CASC ENGINEERING AND CONSULTING INC	6874	001	333.00	5,341.50	800.00	501.00	441.25	25.25			7,442.00
		100	8,365.00	1,386.25	437.50	2,111.25	1,837.50	601.25	473.75		15,212.50
CASTILLO PARTY RENTALS	8393	001	7,000.00								7,000.00
		675					745.00				745.00
CASTILLO, JORGE IVAN	8078	001						1,058.44			1,058.44
CAVANAUGH & ASSOCIATES, P.A.	7472	660									
CBT NUGGETS, LLC	8532	703	2,396.00								2,396.00
CDW GOVERNMENT, INC	4253	001	2,065.74	2,347.31	4,068.17	4,825.93	47.50	16,722.84	12,434.11	4,808.31	47,319.91
		660									
		670		2,504.01				2,383.14			4,887.15
		675		3,665.46							3,665.46
		680									
		702					1,292.60				1,292.60
		703	650.00	271.81	18,164.16	1,577.27	282.08	36.51	12,140.22		33,122.05
		761							3,036.42		3,036.42
		810									
CELL BUSINESS EQUIP-LEASING	7561	670	751.74	751.74	821.50	1,139.03	821.50	821.50	821.50	821.50	6,750.01
		705		439.04	595.86	439.04		878.08	439.04		2,791.06
		761		(439.04)							(439.04)
CELL BUSINESS EQUIPMENT (CBE)	7033	001	1,008.00	877.61	517.06	490.49	513.32	250.69	474.97	382.11	4,514.25
		660	284.01	12.84	21.31	15.44	10.53	6.92	23.23	13.72	388.00
		670	130.08	221.05	183.91	205.44	115.70	103.00	208.24	376.32	1,543.74
		705	439.67	410.69	501.62	1,029.48	267.19	292.38	535.61	379.34	3,855.98
		761	153.06	139.44	128.99	397.07	50.08	23.21	39.45	48.90	980.20
CENTER ELECTRIC SERVICES, INC	5307	660			2,065.02				5,088.93		7,153.95
CENTRAL BANK	8566	451	296,926.00								296,926.00
CHACON, ARTHUR	5344	001					176.25				176.25
CHANDLER ASSET MANAGEMENT INC	8471	001		3,926.80		1,995.80	1,983.30	1,980.19	1,998.58	2,020.88	13,905.55
CHAPMAN, TERI & CHARLES	8668	675						934.51			934.51
CI SOLUTIONS	5838	001			995.00						995.00
CI TECHNOLOGIES, INC.	7985	001					2,448.00				2,448.00
CICCS	8578	001	992.90	983.05	1,035.16	1,027.65	995.49	1,047.63	1,110.55	1,055.23	8,247.66
CINTAS CORPORATION	7061	001	354.19	358.79	897.47	309.62	404.10	818.35	355.67	527.96	4,026.15
		100	352.16	440.20	352.16	347.05	425.02	344.43	346.92	442.50	3,050.44
		610	506.24	810.51	506.24	506.24	617.98	506.24	481.44	582.59	4,517.48
		660	1,640.88	1,025.60	834.41	698.21	1,113.31	820.48	820.48	1,046.33	7,999.70
		670	1,288.15	1,829.06	1,280.95	1,270.49	1,597.50	1,378.63	1,345.92	1,774.62	11,765.32
		680	237.12	148.20	118.56	130.71	342.49	230.00	230.00	293.41	1,730.49
		702	287.52	359.40	287.52	287.52	374.22	287.52	287.52	366.39	2,537.61
		704	65.40	81.75	65.40	58.58	16.28	24.58	17.52	22.32	351.83
CITY OF BANNING (BNG)	8274	001	778.34	778.34	778.34	778.34	778.34	778.34	778.34	778.34	6,226.72
		705		185.89	185.89	185.89	185.89	185.89	185.89	185.89	1,301.23
CITY OF BANNING UTILITIES	7992	810	734.28	979.70	843.89	593.49	623.16	711.49	782.15	1,000.74	6,268.90
CITY OF PASADENA	3095	670	25,626.60								25,626.60
CIVICPLUS	5418	001			2,373.47						2,373.47
		610			1,186.55						1,186.55
		705	34,135.24								34,135.24

Vendor By Fund By Period

			24								24 Total
Vendor Name	Vendor No	Fund	1	2	3	4	5	6	7	8	
CLA-VAL	2125	660	9,852.44	6,457.37	3,405.58	14,182.91					33,898.30
		661									
CLAVELOT, KAREN	8639	675					1,200.00				1,200.00
CLEAN ENERGY	8317	702	2,568.44	1,878.80						627.00	5,074.24
CLIFTONLARSONALLEN LLP	8057	001									
		600									
		761									
COLLINS, ELIZABETH	5468	675					195.00				195.00
COLUMBARO, NOLA	7857	670							29.84		29.84
COMCATE SOFTWARE, INC	6863	001						10,883.06			10,883.06
COMDIRECT, INC	6464	001				525.00					525.00
CONCENTRA MEDICAL CENTERS	8153	001	239.00	239.00	373.00	770.59	2,012.00	261.00	1,901.00	664.00	6,459.59
CONSOLIDATED ELECTRICAL	120	704	32.86	377.12	391.07	623.42	719.23	464.40	555.73		3,163.83
CONTAINER ALLIANCE	8404	001									
COOPERATIVE PERSONNEL SVCS.	1022	001									
CORE & MAIN, LP	7772	660	807.70	38.40	10,670.41	6,333.56	865.61	5,347.16	13,038.90		37,101.74
CORNELL, JOE	8380	675					195.00				195.00
CORNERSTONE DEVELOPMENT CO.	8000	673									
CORPORATION SERVICE COMPANY	8102	001	189.00	331.00	165.00	90.00	18.00	52.00	48.00	149.00	1,042.00
CORRAL, DANIEL	7358	670							44.28		44.28
CORTEZ-JASSO, VICTOR	7036	670		154.00							154.00
COST RECOVERY SYSTEMS, INC	6727	705								7,250.00	7,250.00
COUNSELING TEAM INTERNATIONAL, THE	2232	700	700.00	700.00	700.00	1,025.00	475.00	2,375.00	1,350.00		7,325.00
COUNTY OF RIVERSIDE DOEH	1901	100			8,611.27						8,611.27
COUTS HEATING & COOLING, INC	5345	001									
		670		753.92							753.92
		704	11,217.22	5,118.60	5,731.94	2,320.00	4,408.71	4,146.09			32,942.56
COZAD & FOX, INC	5257	660									
		680									
CRABTREE, JEFFREY	7626	675					195.00				195.00
CRAIN, MARK	8385	675					195.00				195.00
CREATIVE BUS SALES INC	3412	610		1,776,256.20							1,776,256.20
		702					599.98				599.98
CRIME SCENE STERI-CLEAN, LLC	6507	001								3,115.00	3,115.00
CROSBY, JAMES E.	6049	670							90.14		90.14
CROSSTOWN ELECTRICAL & DATA	8305	100	1,759.59	1,206.71							2,966.30
CSMFO	2954	001							250.00		250.00
CUMMINS SALES AND SERVICE	4047	702									
CUSTOM TROPHIES & UNEEK AWARDS	7774	001			2,232.58	1,486.95		1,015.00	14.54		4,749.07
CUSTOM TRUCK ONE SOURCE	8160	670									
CV STRATEGIES	7096	610									
		660									
		680									
CYBERTEK COMPUTER & NETWORKING SVCS	7949	703	192,725.95	144,973.28	74,158.56	62,590.73				34,850.76	509,299.28
CYBERTIME NETWORK COMMUNICATIONS	6189	660	1,900.00	1,900.00	1,900.00	1,900.00	1,900.00	1,900.00	1,900.00	1,900.00	15,200.00
		703	699.00	699.00	699.00	699.00	699.00	699.00	699.00	699.00	5,592.00
D&C SOUND	7677	001	750.00								750.00
D&M JOB INC.	7696	001			238.13	43.10			531.21		812.44
		610			345.11					724.39	1,069.50
		761				344.80					344.80

Vendor By Fund By Period

			24								24 Total
Vendor Name	Vendor No	Fund	1	2	3	4	5	6	7	8	
D&M JOB INC.	7696	810				232.74					232.74
DAFT, BARBARA	7601	670							38.91		38.91
DAILEY, SANDRA	8643	675					1,800.00				1,800.00
DANIELS TIRE SERVICE	135	702		676.57	573.94						1,250.51
DAVILA, BERTHA	7039	675					195.00				195.00
DAVIS, JOSEPH	8537	675		(195.00)							(195.00)
DAVIS, RANDOLYN	6983	675					195.00				195.00
DBT TRANSPORTATION SERVICES, LLC	7950	600				7,000.00					7,000.00
DE LA HOYA, JUAN	8651	675					32.50				32.50
DEGUIRE WEED ABATEMENT, INC	7691	001	807.00								807.00
DEGUZMAN, MILDRED	6773	675					195.00				195.00
DELTA DENTAL INSURANCE COMPANY	8123	001	596.29	1,093.57	969.49	885.61	897.80	872.45	1,043.69		6,358.90
DESAI, AJIT	7600	670							100.98		100.98
DEUSENBERRY, DANIEL	7070	001						0.00			0.00
DEWALT, RICK	8663	675					195.00				195.00
DEWETT, TOM & LORAY	6255	670							126.58		126.58
DIAMOND ENVIRONMENTAL SERVICES	6517	001	856.80		636.00	305.60					1,798.40
		690				165.40			165.40		330.80
		810									
DIAMOND HILLS CHEVROLET BUICK GMC	7082	702				524.90			119.95	11.02	655.87
DIAZ, ARTURO	6796	675					195.00				195.00
DISTRICT ATTORNEY'S OFFICE	8649	001					7,577.00				7,577.00
DJ TONY	8597	001			150.00	150.00					300.00
DLT SOLUTIONS, LLC	5302	001							808.35		808.35
		670		5,053.94							5,053.94
DOBBINS, DEANN LOUISE	7512	001	37.80	15.40					28.00	40.60	121.80
DOROTHY RAMON LEARNING CENTER, INC	6377	001		60.00							60.00
DREAM CATCHER CARRIAGES	8588	001		850.00							850.00
DRIVESAVERS INC	8140	680									
D'SILVA, PASCAL	6389	675			100.00						100.00
DUDEK	7112	660		25,403.85	30,554.70	12,733.42		33,070.50	10,102.68	11,911.50	123,776.65
DUKE'S ROOT CONTROL INC	5820	680						24,621.52			24,621.52
DYNAMIC BUILDING MAINTENANCE INC	7944	001									
E.R. BLOCK PLUMBING	7839	660				8,550.00	14,682.81		2,025.00	810.00	26,067.81
EAGLE AERIAL SOLUTIONS	8263	660									
EARTH & WATER LAW, LLC	8619	600					4,950.00				4,950.00
ECCLESTON, CHARLES	7359	670							228.45		228.45
ECCLESTONE, CHERYL	7195	675					195.00				195.00
ECONO FENCE, INC	7339	600			2,395.00						2,395.00
ECS IMAGING , INC	4275	703	26,450.00								26,450.00
EDGELL, ANNIE	6692	675		(195.00)			(195.00)				(390.00)
EFS WEST INC	8599	610					90,250.00				90,250.00
EIDE BAILLY LLP	8531	705			38,535.00				78,685.00		117,220.00
ELECTRIC POWER SYSTEMS INT, INC.	7380	670	1,360.00								1,360.00
		673	128,510.00	164,430.00	168,615.00	20,000.30			30,000.00		511,555.30
ELECTROMARK COMPANY	1479	670			4,585.87					1,693.37	6,279.24
ELITE FIRE PROTECTION, INC	7775	704			471.89	2,338.15				586.89	3,396.93
ELLIOTT, PATRICIA	8144	675					195.00				195.00
ENGINEERING RESOURCES OF SO CA	7565	001	133,160.01	122,183.10	162,058.13	121,961.40	147,529.54	110,857.00	104,881.61		902,630.79
		660					4,630.50		2,929.50		7,560.00

Vendor By Fund By Period

			24								24 Total
Vendor Name	Vendor No	Fund	1	2	3	4	5	6	7	8	
ENGINEERING RESOURCES OF SO CA	7565	673									
		680					1,984.50		1,255.50		3,240.00
ENTERPRISE FM TRUST	7536	001	5,086.85	5,086.85	5,086.85	5,086.85	5,086.85	5,086.85	5,086.85	10,173.70	45,781.65
		100	3,608.43	3,608.43	3,608.43	3,608.43	3,608.43	3,608.43	3,608.43	7,216.86	32,475.87
		660	7,777.58	7,777.58	7,777.58	7,777.58	7,777.58	7,777.58	7,777.58	15,555.16	69,998.22
		670	3,495.95	3,495.95	3,495.95	3,495.95	3,495.95	3,495.95	3,495.95	6,991.90	31,463.55
		702	744.69	744.69	744.69	744.69	744.69	744.69	(48.39)	968.66	5,388.41
		761	441.65	441.65	441.65	441.65	441.65	441.65	441.65	883.30	3,974.85
ENTERPRISE RENT-A-CAR	2753	001	189.54						276.60		466.14
		670				314.68	449.07				763.75
EPSILON ENGINEERING, INC	8540	430		55,765.00	3,040.00		61,472.60				120,277.60
ESRI, INC.	3683	001								1,530.00	1,530.00
ESTERSON, LORI	7969	675					195.00				195.00
ETHIER, GREG	8302	675					195.00				195.00
EVERBRIDGE, INC	7534	705			5,040.00						5,040.00
EXECUTIVE FACILTIES SERVICES INC	8518	704	15,187.69	15,187.69	15,187.69	15,187.69	15,187.69	15,187.69		15,187.69	106,313.83
EXTREME GAME TRAILER	8591	001		1,898.00							1,898.00
FAITH IN ACTION	8436	810	7,310.68	8,176.81	11,459.22	8,924.40	10,376.38	14,001.31		15,528.09	75,776.89
FALEN LAW OFFICES, LLC.	7651	660	2,030.00	1,330.00	2,870.00	6,389.24	2,240.00	3,290.00	10,990.00	2,940.00	32,079.24
FALTO, CONSTANCE	7102	675					195.00				195.00
FANTASY CASINO	8587	001			2,100.00						2,100.00
FARWEST LINE SPECIALTIES	3689	670									
FAST LUBE & TUNE	6794	702	49.99	919.83	49.99		69.99			196.81	1,286.61
FEDEX	1078	001		33.12	35.05		155.11	6.33			229.61
		761		75.27	75.44						150.71
FERRELLGAS LP	1081	660				130.00		2,470.68	1,420.03	1,193.08	5,213.79
FIKSE, LEON & HARRIET	7599	670							47.76		47.76
FIRST AMERICAN TITLE COMPANY	7554	001	400.00				400.00				800.00
		600	400.00								400.00
FIRST INDUSTRIAL AQUISITION II INC	8418	002			25,283.87						25,283.87
FISHER, ROBERT	2544	001				551.50	68.00				619.50
FISHER, SHARON	7361	670							223.15		223.15
FLETCHER, CORAL	8535	675					195.00				195.00
FLETCHER, TERRI	5651	675					195.00				195.00
FLOYD SR, ERNEST	6978	660		224.00							224.00
FLUID COMPONENTS INTERNATIONAL LLC	4927	680							2,603.09		2,603.09
FLYNN, SHERI	7486	001		264.60	670.31	424.43		98.77	354.29		1,812.40
FONSECA, FELIPE	7362	670							111.33		111.33
FORTINO, SHARON	8543	675	2,400.00								2,400.00
FOSTER, SCOTT	6062	001	836.20							107.50	943.70
FRANCO, DANIEL	8616	001					176.25				176.25
FRONTIER COMMUNICATIONS	7053	001	5,370.30	4,855.84	2,662.72	1,544.84	1,924.17	1,426.23	1,941.00	2,548.72	22,273.82
		610								393.55	393.55
		660	974.34	974.90	999.06	999.06	1,014.75	1,014.75	1,014.75	875.33	7,866.94
		670	1,391.00	1,391.25	1,404.01	1,277.28	1,299.78	1,299.78	1,299.78	1,167.78	10,530.66
		702	127.39	127.48	130.02	130.02	132.44	132.44	132.44	(66.21)	846.02
		703	468.88	468.88	468.88	468.88	468.88	468.88	468.88	468.88	3,751.04
		705		861.08	2,633.42	2,646.36	2,682.10	2,738.54	2,139.75	421.63	14,122.88
FRUGIUELE, EDWARD & LESLIE	7861	670							228.66		228.66
FUENTES, RAMON	8224	703		224.00							224.00

Vendor By Fund By Period

			24								24 Total
Vendor Name	Vendor No	Fund	1	2	3	4	5	6	7	8	
FUN EXPRESS	7117	001	175.16	275.31	734.20	952.76	274.15			126.40	2,537.98
		201					112.50				112.50
G & G ENVIRONMENTAL COMPLIANCE, INC	5602	660	1,425.55						6,105.75		7,531.30
		680	1,333.53					5,519.76	3,563.53	1,418.69	11,835.51
GALLS, LLC	6704	001	1,463.52	3,258.72	3,043.52	1,773.55	1,186.22	4,074.72	4,767.22	3,882.44	23,449.91
		810					1,773.88		855.82		2,629.70
GARDA CL WEST INC	2589	761	1,224.91	1,250.60	1,251.72	39.92	1,335.40	1,334.54	1,285.87	1,232.92	8,955.88
GAS COMPANY, THE	1375	001	3,079.80	1,920.27	1,801.88	606.97	438.51	1,761.78	2,698.64	2,756.14	15,063.99
		100	14.31	8.07	11.17	11.24	76.17	144.91	195.94	224.78	686.59
		600	21.41	22.47	17.33	0.44	67.55	127.88	177.32	137.65	572.05
		660	31.90	17.98	24.95	25.11	169.90	323.26	437.11	501.44	1,531.65
		670	31.90	17.98	24.95	25.11	169.90	323.26	437.11	501.44	1,531.65
		702	31.90	17.98	24.95	25.11	169.90	323.26	437.11	501.44	1,531.65
		704		14.40	15.88	14.79	14.79	44.78	32.97	121.85	259.46
		705		31.27	71.72	133.23	97.42	35.45	59.70	48.78	477.57
GEAR GRID LLC	8617	001					7,395.00				7,395.00
GEELAN, CHRIS	7363	670							215.83		215.83
GEOCON WEST INC	8267	673									
GERDES, PERRY	5309	660		224.00							224.00
GHJ ADVISORS	8572	700		24,896.00	13,100.00	40,633.00	21,338.00	21,202.50	14,059.50		135,229.00
GLICKMAN, SANDRA	7168	670							156.04		156.04
GM FINANCIAL LEASING	7921	675									
GOLDEN BELL PRODUCTS INC	3223	680									
GOLDEN STAR TECHNOLOGY, INC	7912	001									
		148		3,568.80							3,568.80
GONZALES, REUBEN	8396	001		264.96	232.77	85.81	26.20				609.74
GONZALEZ, ARMIDA	6536	675					195.00				195.00
GONZALEZ, GENE	8570	001		75.20		599.06					674.26
GONZALEZ, JOSE	7863	670							186.00		186.00
GONZALEZ, MARIA	8664	675					195.00				195.00
GONZALEZ, OSCAR & MARIA	7598	670							256.78		256.78
GOOD GUARD SECURITY	8282	810									
GOPHER SPORT	7682	001		2,043.14				983.10			3,026.24
GOTPOOP LLC	8647	001					2,809.99				2,809.99
		110					11,240.01				11,240.01
GOVERNMENTJOBS.COM, INC	7235	705			65,790.64						65,790.64
GOVINVEST,INC	7927	001									
		705	32,444.00								32,444.00
GRAINGER	448	001	476.76								476.76
		660			72.62			1,132.03			1,204.65
		702	15.36	207.46	71.26	380.32	1,131.20	155.44		688.43	2,649.47
		704		87.90	256.31	435.89		153.48			933.58
GRANICUS LLC	8524	222	1,000.00						5,848.75		6,848.75
		705	22,909.37								22,909.37
GRANITE, HARRIET	7365	670							202.66		202.66
GRANT, NICOLE	8567	001		318.00							318.00
GRANT, SHARON	7795	670					150.00				150.00
GREEN DREAM INTERNATIONAL LLC	8536	660			1,055.48		1,052.46	2,463.49	687.18	1,071.97	6,330.58
GREEN, NATASHA	7094	610	125.00								125.00
GREYBAR PRINTING	2470	001		72.72				834.60			907.32

Vendor By Fund By Period

			24								24 Total
Vendor Name	Vendor No	Fund	1	2	3	4	5	6	7	8	
GROWTH DEVELOPMENT MARKETING	7871	673									
GUZMAN, SUSANA	7288	675					195.00				195.00
H & L CHARTER CO, INC	6308	001	4,084.88	2,261.75	2,583.34				1,838.50	2,262.58	13,031.05
HAAKER EQUIPMENT COMPANY	205	680				1,604.53	61.74		157.32		1,823.59
HAESE, DORIS M	8607	675		736.00							736.00
HALEY'S PETTING ZOO	8585	001		2,500.00							2,500.00
HALLOCK, DENNIS	6232	675					195.00				195.00
HAMPTON, PATRICIA	5391	675					195.00				195.00
HARDEE, TIMOTHY	8665	675					195.00				195.00
HARDY & HARPER, INC	6817	101	354,175.80	534,360.02			46,765.04				935,300.86
		102	250,426.12	377,828.48			33,066.03				661,320.63
HARPER, KRIS	4889	670							250.00		250.00
HARRIS & COLLINS	8657	700					1,403.21				1,403.21
HASENPFLUG, RICK	6259	670							230.45		230.45
HAWK, MARGARET	7434	670					150.00				150.00
HAZEN AND SAWYER	6977	661	65,927.75	55,429.25	53,972.00		23,906.00	33,680.22		22,407.80	255,323.02
HDL COREN & CONE	2920	001	3,750.00	695.00	25.96	3,750.00			3,750.00		11,970.96
HDL SOFTWARE, LLC	3378	001	3,331.80								3,331.80
HEADLEY, MARTIN	6804	675					195.00				195.00
HEISS, SUZANNA	7987	675					195.00				195.00
HEMET VALLEY TOOL, INC	7766	660				2,163.04		959.87			3,122.91
HENEISE, JOHN	8621	675				2,400.00					2,400.00
HERC RENTALS INC.	6746	100	6,161.76	6,161.76	6,431.14						18,754.66
		670	2,323.33		2,669.35						4,992.68
		674									
		675			835.16						835.16
HERNANDEZ, CARLA	7557	001	805.00	735.00	840.00	805.00	1,155.00		1,260.00	1,162.00	6,762.00
HERRERA, SANDRA	8036	675					195.00				195.00
HI LINE UTILITY SUPPLY	8183	670	1,499.97								1,499.97
HINDERLITER DE LLAMAS & ASSOCIATES	2370	001		1,992.99				1,634.84			3,627.83
HIXSON, JOSHUA	8145	001			17.00	17.00				2,700.00	2,734.00
HOME DEPOT #8987	5365	001	445.49	1,354.01	94.49	117.93		168.95	77.33	84.54	2,342.74
		100				51.55					51.55
		660	714.82			372.70		498.80		174.52	1,760.84
		670		728.44		528.09	611.59	74.79	235.88	1,564.16	3,742.95
		675	599.34				598.79				1,198.13
		680		364.38	32.29						396.67
		704	78.52	(290.88)	306.59	884.54	906.32	1,218.96	766.26	626.82	4,497.13
		761			30.08	165.80		295.70			491.58
HOPKINS, VICKI	7624	675					195.00				195.00
HORIZONS CONSTRUCTION CO, INT'L	7999	840									
HORSMAN, CURTIS	8362	675	0.00								0.00
HOSEQUICK	7711	702		301.56							301.56
HOVIS, JEANNIE	8646	675					2,400.00				2,400.00
HOWELL, LINDA	8629	675				900.00					900.00
HUBBURT, KEVIN	8324	001			2,467.27	3,513.43		0.00			5,980.70
HUERTA JR., GILBERT	7697	001	714.00	507.50	350.00	402.50	525.00	437.50	490.00	353.50	3,780.00
HYUNDAI MOTOR FINANCE	7946	675									
I.B.E.W. LOCAL 47	1146	001	10,024.90	10,142.78	10,253.24	10,428.38	10,718.38	10,755.88	10,751.42	10,752.63	83,827.61
I.B.E.W. LOCAL 47 (PAC)	4086	001	40.00	40.00	40.00	40.00	40.00	40.00	40.00	40.00	320.00

Vendor By Fund By Period

			24								24 Total
Vendor Name	Vendor No	Fund	1	2	3	4	5	6	7	8	
IBEW LOCAL 47 RETIREE MEDICAL TRUST	5217	001	5,575.13	5,707.99	5,761.19	5,853.89	6,060.59	9,201.18	6,094.17	6,119.79	50,373.93
ICMA RETIREMENT TRUST 457	2297	001	228.64	628.64	628.64	728.64	728.64	364.32	(364.32)		2,943.20
IEHD PRODUCTIONS	8671	675	4,000.00								4,000.00
IMEG CONSULTANTS CORP	8667	810									
IMEG CORP	7993	600									
IMPERIAL SUPPLIES, LLC	7970	702	343.10	166.49	1,130.31		1,527.29	174.72	(572.44)	612.98	3,382.45
INDUSTRIAL RUBBER & SUPPLY, LLC	8167	660									
		680				1,207.88					1,207.88
INFOSEND, INC	6490	660									
		690									
		761	4,492.35	7,326.95	10,140.55	7,085.77	8,150.97	10,404.81	4,948.99	8,286.10	60,836.49
INLAND KENWORTH (US) INC	8215	100									
		132									
		690									
INNER-TITE CORP	3748	670									
INNOVATIVE EMERGENCY EQUIPMENT	7066	001	93,429.60								93,429.60
		148		17,482.94							17,482.94
		702	717.15					55.19			772.34
INNOVATIVE FEDERAL STRATEGIES	6624	001									
		660									
		670									
		680									
		705	4,500.00	4,935.05	4,500.00	4,500.00	4,500.00	4,776.29	5,153.47		32,864.81
INNOVYZE, LLC	8586	660	4,913.00								4,913.00
INTERNAL REVENUE SERVICE	2484	001	773,203.33	460,589.78	465,091.06	455,603.36	430,636.62	420,559.06	737,001.14	550,813.53	4,293,497.88
IRON MOUNTAIN INFORMATION MGMT, LLC	6816	670	128.67	128.44	262.50	132.36	132.36	144.76	142.89	142.27	1,214.25
ITRON, INC.	2483	670	39,630.00								39,630.00
		673		1,824.10							1,824.10
		761	3,928.49								3,928.49
J. G. TUCKER & SON INC	5857	660									
J.P. NELSON & SONS CONSTRUCTION INC	6354	001	2,684.00						1,660.00		4,344.00
JACKSON, DAVID	6070	001				420.00		0.00			420.00
JACKSON, JENNIFER	7746	001			250.00	29.41	25.00				304.41
JACKSON, JOHN H.	7670	001				231.00					231.00
JAUREGUI, ROBERTO	7122	001	255.46	17.00	33.00		17.00	16.50		42.50	381.46
JAVOR, GEORG & SHIRLEY	7597	670							36.49		36.49
JEWS, NICOLE	8232	001				118.50				364.25	482.75
JIMENEZ, LINDA	7040	001							42.50		42.50
JNE POLYGRAPH LLC	8039	001		425.00	425.00		2,550.00	1,700.00		2,125.00	7,225.00
JOE A GONSALVES & SON	5701	001	1,400.00	1,400.00	1,400.00	1,400.00	1,400.00		1,400.00	1,400.00	9,800.00
		660	1,400.00	1,400.00	1,400.00	1,400.00	1,400.00		1,400.00	1,400.00	9,800.00
		670	350.00	350.00	350.00	350.00	350.00		350.00	350.00	2,450.00
		680	350.00	350.00	350.00	350.00	350.00		350.00	350.00	2,450.00
JOHNSON, EVELYN	8379	675					195.00				195.00
JOHNSON, VIVETTE	7929	675					195.00				195.00
JOHNSON, WILLIAM	8341	001	460.43	532.00	479.50	420.00	364.00	560.00	455.00	420.00	3,690.93
	8720	001								16.50	16.50
JONES, SANDRA	8669	675						1,800.00			1,800.00
JON'S FLAGS & POLES, INC	7776	704				725.16	3,602.79		341.03		4,668.98
JORGENSON LOCKERS	8300	810									

Vendor By Fund By Period

			24								24 Total
Vendor Name	Vendor No	Fund	1	2	3	4	5	6	7	8	
KAKISH, BISHARA	8195	675					195.00				195.00
KEITH KILMER	7884	001						23,582.24			23,582.24
KEMIRA WATER SOLUTIONS INC	5794	680							4,996.01		4,996.01
KEN GRODY FORD REDLANDS	7850	702	5,778.00	14,024.89	6,739.92	7,975.01	1,023.77	576.21	72.49	79.99	36,270.28
KHAN PROPERTIES AND HOLDINGS, LLC	7142	001	78,538.25			83,860.91					162,399.16
KIMLEY-HORN AND ASSOCIATES, INC	8101	001				7,025.00					7,025.00
KOBES, JOHN & ROSEMARIE	7595	670							48.20		48.20
KOLLER, MARIE	7103	001	14.70	4.20	27.30	27.30	14.70	8.40	25.20	10.50	132.30
		675					195.00				195.00
KOSMONT & ASSOCIATES, INC	5781	001	2,206.10			1,055.60			2,501.20	1,539.20	7,302.10
KV'S FLOORING	7709	001									
		222	4,339.56	4,415.83							8,755.39
		704					11,192.53		275.11		11,467.64
L.O.LYNCH QUALITY WELLS & PUMPS INC	7399	660									
LA COUNTY MUSEUM OF NATURAL HISTORY	8522	001									
LANGUAGE TESTING INTERNATIONAL	8141	001		60.00	281.00			161.00	80.50		582.50
LARA, TORIBIO	6856	675					195.00				195.00
LAW OFFICES OF KELLY AVILES	8634	700				66,000.00					66,000.00
LAWNSCAPE SYSTEMS, INC	8162	670									
LAYNE CHRISTENSEN COMPANY	1618	660	38,721.05								38,721.05
LEADSONLINE, LLC.	8011	001				3,773.00					3,773.00
LEAGUE OF CA CITIES-RIVERSIDE DIV	2426	001	240.00		250.00					100.00	590.00
LEIGHTRONIX INC	8614	001				5,376.00					5,376.00
LEVEL II, INC	1670	001		570.00							570.00
LEXIPOL LLC	7046	001	7,999.20								7,999.20
LEXISNEXIS RISK SOLUTIONS	6618	001	7,558.06	114.55	112.55	112.55	112.55	112.55	112.80	112.55	8,348.16
LIEBERT CASSIDY WHITMORE	4249	001	2,505.00								2,505.00
		700	6,110.00	1,892.00	4,185.00	11,137.00	9,888.50	15,257.00	8,725.50		57,195.00
LIEVANOS, MANUEL	8652	675					97.50				97.50
LINCOLN FINANCIAL GROUP	8577	001	10,293.46	10,468.87	10,580.48	13,232.39	11,208.84	11,741.64	11,884.60		79,410.28
LOADER, MICHAEL	3132	001	5,540.74		11,081.48	5,540.74	5,540.74	5,540.74	5,540.74		38,785.18
LOERA, JACK	6395	001			17.00		68.00	16.50			101.50
LOFTIS, MILDRED	6345	675					195.00				195.00
LOPEZ, MARISOL	8279	001				265.67					265.67
LOPEZ, RUBEN	8514	675					195.00				195.00
LOS ANGELES TRUCK CENTERS	3163	660									
LOZANO SMITH LLP	7550	700	25,435.57		(37,149.00)	17,879.25	10,291.57	14,317.00	28,251.80	18,197.08	77,223.27
LYNCH, MIKE	5097	660		224.00			250.00				474.00
MACDONALD, DOUGLAS	7119	675					195.00				195.00
MACIEL, JOSE	6330	675					195.00				195.00
MADRIGAL CHAVES, SERGIO	7247	660		105.00							105.00
MARIACHI COACHELLA	8326	001			3,900.00						3,900.00
MARIPOSA LANDSCAPES, INC	8055	001	24,447.02	15,805.56	16,302.21	16,093.04	14,541.65	17,480.78	14,541.65	10,291.52	129,503.43
		100	2,534.10	2,534.10	2,534.10	4,193.10	2,918.10	5,426.10	2,918.10		23,057.70
		660	1,908.11	1,908.11	1,908.11	1,908.11	1,908.11	1,908.11	5,458.07		16,906.73
		704	3,215.13	2,332.13	2,332.13	2,332.13	2,332.13	2,332.13	2,332.13		17,207.91
MARTIN, REGINA	7367	670							170.60		170.60
MASON, BARBARA	8498	001				387.35			108.00	37.46	532.81
MASTEN, STAR	7104	675					195.00				195.00
MATICH CORPORATION	1068	101									

Vendor By Fund By Period

			24								24 Total
Vendor Name	Vendor No	Fund	1	2	3	4	5	6	7	8	
MATICH CORPORATION	1068	102									
MAYA, MARIA	8196	675					195.00				195.00
MC ARRON, SUSAN	7962	675					195.00				195.00
MC AVOY & MARKHAM	287	670									
		673									
		761								406.00	406.00
MC CALL'S METER SALES	1757	660		1,115.82						367.20	1,483.02
MCCALLUM, CHRIS	8610	810				325.00					325.00
MCCOY-TORRES, LYNETTE	1072	001	60.90	48.30	50.40	52.50	42.00	31.50	27.30		312.90
MCFARLAND, DARLENE	7489	675					195.00				195.00
MCMASTER-CARR SUPPLY CO.	289	660			297.97						297.97
MCNEESE-SMITH, BILL	6439	670							84.46		84.46
MDS CONSULTING	7986	660									
MEGATRONICS INTERNATIONAL CORP	4043	702					2,945.00				2,945.00
MENDOZA, JUAN	7592	670							280.44		280.44
MENDOZA, SAMUEL	8340	001	3,230.39		17.00	85.00	29.75				3,362.14
MERCFUEL, INC	7980	600					36,051.51				36,051.51
MERLIN JOHNSON CONSTRUCTION, INC	3577	660									
MEZA, TOMMY & GLORIA	7126	675					195.00	0.00			195.00
MGT OF AMERICA CONSULTING, LLC	7693	705						19,658.00		15,120.00	34,778.00
MICATU, INC	8482	670									
MICHAEL BAKER INTERNATIONAL, INC	7379	002	2,535.00			10,140.00	2,970.00	5,758.75			21,403.75
		673		7,500.90							7,500.90
MICHALEC, MARY	7446	675					195.00				195.00
MIDDLETON, SHARON	7458	675					195.00				195.00
MIKE ROQUET CONSTRUCTION, INC.	8020	660		1,221.50			35,919.50			23,745.25	60,886.25
		673					9,620.00				9,620.00
MIKESELL, JEREMY	8075	660						2,295.00			2,295.00
MILLER, LARRY & BARBARA	6262	670							78.69		78.69
MILLER, NINA	6344	675					195.00				195.00
MILSOFT UTILITY SOLUTIONS, INC	7548	660				10,000.00					10,000.00
		670	1,929.00		3,858.12	1,929.00	1,929.00		1,929.00	1,929.00	13,503.12
MINJARES, JUAN	8351	001		191.96	191.50						383.46
MISC VENDOR	99001	001	48,009.06	7,029.05	18,228.56	254,519.47	10,404.29	360.87	1,536.24	5,913.78	346,001.32
		660							95.00		95.00
		670		499.55							499.55
		675		350.00							350.00
		680					25.00				25.00
MISGHINA, TEWELDEBERHAN	8527	670		133.25	342.82						476.07
MITCHELL, BLAKE	8466	670			135.78						135.78
MITSUBISHI ELECTRIC & ELECTRONICS	6402	001						341.67			341.67
		704	341.67	341.67	554.67	341.67	341.67		341.67	341.67	2,604.69
MIXON, FRANKLEN	8493	001			17.00	1,178.88	12.75	2,304.71	0.00	82.50	3,595.84
MJ CONSULTING	8149	673	45,590.37								45,590.37
MOBILE TURTLE FLEET & AUTO DETAIL	8596	610							350.00		350.00
		702					270.00	690.00		370.00	1,330.00
MOLINA, JUANA	8513	675					195.00				195.00
MONTES, NATHAN	8136	001			2,087.50				1,219.00		3,306.50
MOODY, TERRY & SANDRA	6440	670							158.18		158.18
MORAN, GRISELDA	8653	675					130.00				130.00

Vendor By Fund By Period

			24								24 Total
Vendor Name	Vendor No	Fund	1	2	3	4	5	6	7	8	
MORENO, ANGELA	6741	675					195.00				195.00
MORGAN, AMANDA	7329	001								107.50	107.50
MORGAN, DEIDRA J	7406	001			224.00	140.00	168.00	115.50	168.00	168.00	983.50
MORRISSEY, BRIAN	7175	670							185.65		185.65
MOTOROLA SOLUTIONS, INC.	1250	001		10,706.50				23,554.30			34,260.80
MUNICIPAL CODE CORPORATION	6013	001						7,385.00			7,385.00
MUNOZ, MARIBEL	6370	001							127.45		127.45
MUNOZ, RENE	7564	001			120.00	142.50	17.00	16.50			296.00
MY COI LLC	8322	705			1,600.00		11,600.00				13,200.00
MYERING, NEAL	8301	675					195.00				195.00
MYERS & SONS HI-WAY SAFETY INC.	3909	100	554.51	2,092.68	724.08	5,283.29		1,693.44	128.29	1,536.60	12,012.89
		610									
		690								1,169.80	1,169.80
MYERS POWER PRODUCTS, INC	5604	673	138,562.59								138,562.59
N2W ENGINEERING, INC	8001	680		35,750.50	30,541.59	15,572.50	38,292.10	36,147.01	19,871.50	39,331.00	215,506.20
		681									
NAPA AUTO PARTS	7805	702	62.48	19.91		105.41					187.80
NATIONAL ARBOR DAY FOUNDATION	8047	675									
NATIONAL BUSINESS FURNITURE, LLC	7978	222	8,878.72	50,729.95	1,456.20		9,227.36	3,551.33			73,843.56
NATIONWIDE RETIREMENT SOLUTIONS	2301	001	13,999.22	13,670.02	13,670.02	12,720.02	11,542.87	4,931.01			70,533.16
NETHERTON, CAROL & MORRIS	6558	670							159.38		159.38
NEW IMAGE AUTO BODY	8427	001									
		702							1,987.67		1,987.67
NEWSDATA LLC	6360	670		800.00							800.00
NEXOM INC	7989	681									
NEXTREQUEST	7519	705	6,685.29								6,685.29
NHA ADVISORS, LLC	8350	680					1,168.75				1,168.75
NICE, JAMES	7865	670							201.89		201.89
NIETO, FRANCISCO	7563	001		5,844.94	154.00		29.75				6,028.69
NOBEL SYSTEMS, INC	5153	001	1,995.84								1,995.84
		100	1,995.84								1,995.84
		660	45,238.40								45,238.40
		670	6,995.52								6,995.52
		680	44,906.40								44,906.40
NOLLETTE, BRADY	8225	001			17.00			0.00			17.00
NOR-CAL PUMP & WELL DRILLING INC	8600	660									
NORTHWEST INDUSTRIAL ENGINE	8618	702								24,899.04	24,899.04
NOTTINGHAM, MICHAEL	7032	001			17.00	17.00		0.00	90.00		124.00
O'CONNELL, DONNA	7551	675					195.00				195.00
OERTEL, ERICH	5811	001			17.00		29.75	(12.75)			34.00
OFFICE OF ADMINISTRATIVE HEARINGS	8571	001									
OLIN CORPORATION	6226	660		6,353.98		11,053.02		6,827.94		0.00	24,234.94
ONESOURCE DISTRIBUTORS	5076	670	23,672.35	108,921.25	10,414.57	4,917.18	11,061.62	29,145.30	37,822.55	2,417.48	228,372.30
ONLINE UTILITY EXCHANGE	7435	761	447.06	366.56	422.96	484.24	509.27	640.36	394.08		3,264.53
ORACLE AMERICA INC	8458	222	6,422.42	5,768.64			20,911.79	13,613.96	44,803.02	18,459.64	109,979.47
		705	17,548.50		17,548.50			17,548.50			52,645.50
O'REILLY AUTO PARTS	4076	702		263.38		426.30	320.82			114.84	1,125.34
ORONA, DIANE	7292	675					195.00				195.00
ORTEGA, SALVADOR	6834	670							164.17		164.17
P&P UNIFORMS	6764	001	66.79	4,414.19	479.40						4,960.38

Vendor By Fund By Period

			24								24 Total
Vendor Name	Vendor No	Fund	1	2	3	4	5	6	7	8	
PACIFIC SWEEPING	7924	100									
PACKHAM & TOOMEY, INC	7787	600	125.00	125.00	125.00	125.00	125.00	125.00	125.00	125.00	1,000.00
		702	135.00	135.00	710.00	135.00	1,730.00	1,196.31	135.00	135.00	4,311.31
PAGLIA, JOAN	6708	670							107.61		107.61
PALENCIA, JUSTIN	8467	670			113.14						113.14
PALLET PBC	7908	810								63,018.56	63,018.56
PARKER, JEFF	7812	761						11.70			11.70
PARKHOUSE TIRE, INC.	2487	702	4,658.69	2,415.45	2,587.48	1,977.91	2,275.71	5,697.26	2,435.24	2,242.20	24,289.94
PARLET'S JEWELRY & LOAN	7377	670							191.52		191.52
PARS	5191	001	4,234.33	2,879.99	866.50	596.09	506.42	619.12	335.72	600.36	10,638.53
PARTS AUTHORITY	7789	702	3,050.19	2,991.60	2,452.59	1,108.29	3,595.41	1,508.24	5,290.53	906.94	20,903.79
PATINO, JORGE	8094	675					195.00				195.00
PATTON, CAROLINE	8138	001		163.43	178.97						342.40
PAYPRO ADMINISTRATORS	5752	001		115.00	143.00	115.00	115.00	115.00	115.00	115.00	833.00
PEABODY ENGINEERING	5503	660									
PETRUCCI, TERESA	8111	675					195.00				195.00
PETTY CASH CUSTODIAN-COMM SVCS	1974	001							4.30		4.30
PETTY CASH CUSTODIAN-SR CENTER	3015	001							40.98		40.98
		201							35.95		35.95
PHELPS, ROBERT	7370	670							174.92		174.92
PI MANUFACTURING CORP.	6006	703									
PITTMAN, DAVID	7506	675					195.00				195.00
PLATT, JEFFREY	8481	001			31.25						31.25
		810	21.53				110.01		120.53	256.50	508.57
PLAYHOUSE BOWL ASSOCIATION, INC.	3560	001	12,500.00								12,500.00
		675		3,500.00							3,500.00
PLUMBERS DEPOT INC	5043	680	4,849.19					431.74			5,280.93
PMAM CORPORATION	8184	001		3,000.00							3,000.00
POLY-CORR INDUSTRIES	6976	100					1,454.63				1,454.63
POWER MONITORS, INC	6636	670	950.00								950.00
POWERS, ROBERT	8611	675	1,500.00								1,500.00
PRATT, EDWARD	6875	670					120.00				120.00
		675					195.00				195.00
PRATT, FRANCIS & JUDITH	6266	670							203.97		203.97
PRECISION MATERIAL HANDLING	8254	001									
		673									
		810		6,384.19							6,384.19
PRECISION MATERIAL HANDLING, INC.	7338	670									
PRE-PAID LEGAL SERVICES, INC	4411	001	319.92	319.92	319.92	319.92	319.92	319.92	339.82	339.82	2,599.16
PRESS-ENTERPRISE, THE	1295	001				252.34		252.34		494.09	998.77
		660		247.05			126.17				373.22
		670				252.35					252.35
		690								126.17	126.17
		705								252.35	252.35
PRIME SYSTEMS INDUSTRIAL	5825	680									
PROJECT ENERGY SAVERS	8107	675									
PRO-MOTORS COLLISION REPAIR	7193	702					10,649.91			3,743.31	14,393.22
PRO-PIPE & SUPPLY, INC	6150	660							1,194.83		1,194.83
PRO-RISE GARAGE DOOR CO	5565	001									
		670							6,500.00		6,500.00

Vendor By Fund By Period

			24								24 Total
Vendor Name	Vendor No	Fund	1	2	3	4	5	6	7	8	
PRO-VISION, INC	7204	610								7,200.00	7,200.00
PRUITT, CARMEN	8293	675					195.00				195.00
PUBLIC AGENCY RETIREMENT SERVICES	5242	001	300.00			300.00	300.00	300.00	300.00	300.00	1,800.00
PUBLIC ENTITY RISK MANAGEMENT	978	700	3,306,398.00		804,589.00			29,493.18		33,600.00	4,174,080.18
PUBLIC SECTOR PERSONNEL CONSULTANTS	7124	001									
PULIDO, ANGELINA	7843	675					195.00				195.00
PULVER, JODEANE V	8168	001	164.50	154.00	164.50	171.50	196.00	136.50	227.50	304.50	1,519.00
PYRO SPECTACULARS, INC	3111	001						16,000.00			16,000.00
QUADE, SARAH	8392	001		18.00							18.00
QUADIENT LEASING USA, INC	6694	001									
		705		521.66				521.66			1,043.32
QUADIENT POSTAGE FUNDING	8211	705	5,000.00	232.36					5,000.00		10,232.36
QUINN COMPANY	7271	660			144,937.40						144,937.40
		673			162,937.40						162,937.40
		702		431.88		755.55	578.76				1,766.19
R.F. MACDONALD CO	6655	660									
R3 CONSULTING GROUP	7688	690									
RACEWAY FORD INC	4759	702					3,767.85	5,743.10	(1,087.50)	1,282.20	9,705.65
RADIAN RESEARCH	5991	670									
RAILROAD MANAGEMENT CO, LLC	4536	660	1,365.64								1,365.64
RAMIREZ ARIAS, JUAN	7205	100								158.00	158.00
RDO EQUIPMENT CO	444	100									
		702	1,332.36	1,515.40					279.38		3,127.14
REAVIS CODE UTILITY SOLUTIONS, LLC	7648	670	46,440.00			400.00					46,840.00
RECORD GAZETTE, THE	1555	001	380.10	1,460.35	1,545.50	512.13	1,687.78	1,569.47	138.21	1,413.17	8,706.71
		100		453.06							453.06
		111					138.41				138.41
		670		145.89							145.89
		690				579.80			556.00		1,135.80
RECYCLIST	7845	690			22,701.00						22,701.00
RELIABLE CONSTRUCTION SERVICES LLC	8469	001									
RESOURCEX	8084	705	25,000.00	7,500.00							32,500.00
REZENDES, DILLON	8243	001			17.00	102.00	17.00				136.00
RICHARDS WATSON GERSHON	7337	002	5,736.60	3,057.60	1,811.40	1,843.00		1,755.20	2,730.99	13,198.52	30,133.31
		700	46,689.19	60,901.57	63,013.74	88,791.17		43,464.86	37,904.97	52,014.59	392,780.09
		840						201.60	1,948.80		2,150.40
RICHARDS, LORENA	7396	675					195.00				195.00
RICK ENGINEERING COMPANY	8632	660							49,973.85		49,973.85
RINALDI, LORETTA	5424	675					195.00				195.00
RINCON CONSULTANTS, INC.	8003	001			4,166.25	936.25	9,473.75				14,576.25
		660						3,194.28			3,194.28
RIOS, BERTA	6571	675					195.00				195.00
RISCHARD, ROBERT	8512	675					195.00				195.00
RIV. CO. CLERK RECORDER	1327	690	52.00								52.00
RIV. CO. DEPT OF ENVIRONMENTAL	3097	100							2,487.41		2,487.41
RIV. CO. DIV. OF WEIGHTS & MEASURES	1612	100							1,250.00		1,250.00
RIV. CO. FIRE DEPARTMENT	1643	001			847,999.53			862,099.04			1,710,098.57
RIV. CO. HEALTH SVCS AGENCY	2526	001		207.00		207.00					414.00
RIV. CO. SHERIFF'S DEPARTMENT	1642	001	30,877.00								30,877.00
RIVCO EMD	8335	001			11,250.00				11,250.00		22,500.00

Vendor By Fund By Period

			24								24 Total
Vendor Name	Vendor No	Fund	1	2	3	4	5	6	7	8	
RIVERA, KATHLEEN	7529	675					195.00				195.00
RIVERSIDE COUNTY SHERIFF-PSEC	2938	001	4,865.29		4,865.29	9,730.58		4,865.29	4,865.29	4,865.29	34,057.03
RIVERSIDE PUBLIC UTILITIES	4433	670	1,127,275.57	2,632,789.27	2,603,783.01	2,313,347.91	1,010,116.16	1,886,530.07	1,450,477.37	1,434,109.16	14,458,428.52
		675	675.00	1,001.25	1,350.00	6,163.87					9,190.12
RIVERSIDE, COUNTY OF	1317	001			815.00			533.60			1,348.60
	1319	001	9,238.46								9,238.46
ROBERT HALF INTERNATIONAL	5151	001	9,684.59	12,221.04	5,999.74	7,024.08					34,929.45
		761							1,373.11	6,539.18	7,912.29
ROBINSON, BRANDON A	6532	670						128.02			128.02
ROBLES, DIONA FLEMING	6416	610			250.00						250.00
ROCHA, MARGARET	8511	675					195.00				195.00
ROCKEFELLAS	8569	001				4,750.00					4,750.00
		675		25,250.00							25,250.00
ROCKWELL, AMBER	6071	670					251.75		300.00		551.75
RODRIGUEZ, LUCIA	8628	675				1,800.00					1,800.00
RODRIGUEZ, SANDRA	8655	675					65.00				65.00
ROEBUCK, ALYSSA	8086	001		17.00	17.00		17.00	88.50			139.50
ROMO PLANNING GROUP, INC.	6122	001		34,092.50	28,697.50		22,897.50	20,540.00	16,445.00		122,672.50
		002		600.00	600.00						1,200.00
RON TURLEY ASSOCIATES INC	1341	702	5,608.02								5,608.02
RON'S BEE SERVICE	6645	001					650.00				650.00
ROOT, GARY & JUDITH	6267	670							122.95		122.95
ROW TRAFFIC SAFETY, INC	6730	660									
ROWLAND, JORDAN	8169	001							127.45		127.45
ROYAL WHOLESALE ELECTRIC	5894	660							6,399.66		6,399.66
RUBIO, RAMON	6289	675					195.00				195.00
RUELAS, ELIAS	7006	675					195.00				195.00
RUFFIN, STEPHEN	6268	670							234.59		234.59
RUNYON SURFACE PREP CO. LLC	8193	100									
RUSH, ADAM	7631	001								933.00	933.00
RWC GROUP	8456	702	99.51	3,144.08	1,824.19	239.64				212.84	5,520.26
RYAN HERCO FLOW SOLUTIONS	5638	660			159.32						159.32
SAFARI, PATRICK	8448	001		120.52							120.52
SAFETY NETWORK TRAFFIC SIGNS, INC	8104	100									
SAMPSON, LAURIE	7113	001			77.86						77.86
SAN BERNARDINO CO TREASURER	3762	660				1,599.86					1,599.86
SAN BERNARDINO PUBLIC EMPLOYEES	5998	001	2,373.32	2,391.48	2,393.96	2,397.69	2,407.26	2,411.32	2,567.78	2,724.24	19,667.05
SAN GORGONIO PASS WATER AGENCY	3125	660			299,250.00	99,750.00					399,000.00
SANCHEZ, ALBERTO	8024	001		302.40	191.50		564.15				1,058.05
SANDEFUR, KENNETH	8620	675				2,400.00					2,400.00
SANDOVAL, ANA	5146	001	230.60							107.50	338.10
SANTA ANA WATERSHED PROJ AUTHORITY	6965	660	29,071.05								29,071.05
SATEC, INC	7740	670			67,435.16						67,435.16
		673									
SATELLITE PHONE STORE	8235	703	307.95	307.95	307.95	307.95	307.95	307.95	307.95	307.95	2,463.60
SC FUELS	7727	702	31,913.56	36,168.64	71,944.22	34,910.87	33,037.01	29,572.94	26,248.99	34,768.82	298,565.05
SCA OF CA, LLC	8231	100	19,473.00	10,080.00	10,080.00	10,080.00	10,080.00	10,080.00	10,080.00	10,080.00	90,033.00
SCCI, INC DBA	5336	660	250.00	500.00	500.00	250.00	250.00	250.00	500.00	250.00	2,750.00
SCHULZE, DOUG	7501	001		244.50	531.15	31.23		37.81			844.69
SCPPA	8626	670				986.37	1,460.00	6,715.41			9,161.78

Vendor By Fund By Period

			24								24 Total
Vendor Name	Vendor No	Fund	1	2	3	4	5	6	7	8	
SCPPA	8626	675				2,034.23	1,839.09	3,137.18	1,060.50	1,399.38	9,470.38
SERRANO, DIANA	7705	001	250.00								250.00
SGP DESIGN AND PRINT	5901	610			538.76				134.69	536.60	1,210.05
		670			183.18		457.94		862.00	1,491.27	2,994.39
		675								191.80	191.80
		702		80.81	413.76				480.06		974.63
SHELTON, KEVIN	8630	675				900.00					900.00
SHRED-IT USA, LLC	6993	001	281.14		156.47	156.47	158.22	158.22	311.77	152.98	1,375.27
		705	142.46	144.00	233.20	155.88	233.82	78.28	156.56	234.16	1,378.36
SIBOLE, KOLEEN	7876	670							172.23		172.23
SIEMENS INDUSTRY, INC	6611	100									
SIEMENS MOBILITY INC	8120	100									
SIGNATURE PUBLIC FUNDING CORP	8359	680		95,274.81							95,274.81
SIQUEIROS, JUANA	8415	675					195.00				195.00
SIRLS, STEPHANIE	8601	001	2,260.85								2,260.85
SITEONE LANDSCAPE SUPPLY	7095	001						884.77			884.77
		660				148.99			140.15		289.14
		670									
		680									
		704			136.85				451.19		588.04
SKINNER, DEBORAH & ROY	7199	675					195.00				195.00
SMART & FINAL	1561	001	2,194.57	14.15	325.22	182.36	92.38	51.60			2,860.28
		201						97.13	165.98		263.11
		610		149.13							149.13
SMITH, BRANDON	6127	001		168.00	353.25		950.00	300.00			1,771.25
SMITH, FRED	8510	675					195.00				195.00
SMITH, JASON	4391	670	300.00		27.99			0.00			327.99
SMITH, JOHN	7298	675					195.00				195.00
SNYDER, JOHN	8644	675					1,800.00				1,800.00
SO CAL JOINT POLE COMMITTEE	1373	670	941.32	882.97	918.58	893.64	873.99	1,189.13	1,503.59		7,203.22
SO CAL WEST COAST ELECTRIC, INC	1377	132							14,133.15		14,133.15
		222						10,763.50			10,763.50
		673			10,122.48						10,122.48
		704		2,098.26	1,025.80	395.96				2,065.35	5,585.37
		810								5,029.30	5,029.30
SOFTWARE ONE, INC	7083	001									
		703	7,117.77	62,146.20	2,084.60	2,053.70	1,586.19	890.00	1,211.16	2,159.43	79,249.05
SOLANO, PATRICIA	7815	675					195.00				195.00
SONSRAY FLEET SERVICES	4753	702	193.29	781.72							975.01
SONSRAY MACHINERY LLC	6565	100			150,008.65						150,008.65
		660			121,966.15						121,966.15
		690			106,825.04						106,825.04
		702		4,024.85	2,037.40				699.65		6,761.90
SORIANO, RICHARD	7037	670				379.50			(189.75)	620.60	810.35
SOUTH COAST AIR QUALITY	1370	001			665.26					665.26	1,330.52
		680	420.96	1,675.08	1,330.52						3,426.56
		704			1,330.52						1,330.52
SOUTHERN CALIFORNIA EDISON	1371	660	2,765.99	2,966.29	3,402.82	2,300.83	392.83	73.40	238.17	472.36	12,612.69
		670	91.75	92.30	91.75	91.89	91.89		91.89		551.47
SOUTHERN CALIFORNIA EDISON COMPANY	2535	670	1,646.00			13,137.00			6,112.00		20,895.00

Vendor By Fund By Period

			24								24 Total
Vendor Name	Vendor No	Fund	1	2	3	4	5	6	7	8	
SOUTHERN CALIFORNIA EDISON COMPANY	2535	673					75,000.00				75,000.00
SOUTHERN CALIFORNIA GAS CO	1376	702	6,097.05	9,368.44	9,191.30	8,706.24	10,040.48		8,151.22	8,039.94	59,594.67
SOUTHWEST POWER POOL, INC	7488	670	402.74								402.74
SPEERS, TANNER	8371	001			81.00	0.00	29.75				110.75
SPL INC	8272	670									
SPS VAR, LLC	4796	703	7,223.00								7,223.00
STAGECOACH DAYS ASSOCIATION	6989	001		30,500.00							30,500.00
STANTEC CONSULTING SERVICES, INC	7138	840									
STAPLES BUSINESS ADVANTAGE	7084	001	2,001.00	2,218.85	728.74	1,544.99	469.28	1,299.76	1,069.62	390.73	9,722.97
		610	125.91	65.59		201.53			46.44		439.47
		660		453.49		308.65			186.15		948.29
		670	719.04	332.13	327.18	137.55		392.40	207.62	62.30	2,178.22
		675					130.13				130.13
		702	511.68			308.24					819.92
		704	4,119.06	1,174.07	833.65	1,588.76	2,471.09	1,303.00		825.25	12,314.88
		705			1,005.92			1,281.82	86.96	59.78	2,434.48
		761	194.40	49.35	504.96	88.31	152.15	1,097.84	137.35	92.57	2,316.93
STATE OF CALIFORNIA DOJ	4000	001	113.00	1,387.00	2,163.00	2,255.00	3,940.98	1,638.00	1,865.00	2,025.00	15,386.98
STATE WATER RESOURCES CONTROL	2452	660					10,602.00	37,832.58			48,434.58
		680					44,554.00				44,554.00
	6849	660	60.00				105.00		90.00		255.00
STATEWIDE TOWING & RECOVERY, INC	3952	702	718.75	258.75							977.50
STC TRAFFIC INC	8249	101	29,905.32	15,510.00	5,730.00		1,477.50	1,470.00	630.00		54,722.82
STEFFENS, JIM	6390	670				300.00					300.00
STEVEN ENTERPRISES INC	4269	001									
		680									
STEWARD, JOHN	8507	675						0.00			0.00
STONE, CHERYLL	7001	670							109.99		109.99
STONE, DIANE	6270	670							213.35		213.35
STONE, IDA	7264	675					195.00				195.00
STONE, PAMELA	5524	001						250.00			250.00
STV INCORPORATED	8076	702		400.00	2,400.00						2,800.00
SUN RIDGE SYSTEMS INC	4772	001		25,049.00							25,049.00
SUPERC AI INC	8640	705					10,800.00				10,800.00
SURVALENT TECHNOLOGY CORP	6169	670				6,060.00					6,060.00
SWEET BABY BEANS CUSTOMS LLC	8595	001				1,852.16					1,852.16
SWIFTLY INC	8526	610				2,580.60					2,580.60
SWITHENBANK, DANIEL	8478	001			17.00						17.00
SYNAGRO-WWT, INC	7152	680	7,580.08							11,024.76	18,604.84
SYSTEMS INTEGRATED	7737	660							14,467.00		14,467.00
TABBUT, PATRICIA AND CHARLES	8592	675		1,800.00							1,800.00
TAPIA, SALOMON	8538	675					195.00				195.00
TASC	5885	001	1,489.58	6,519.87	2,979.16	2,979.16	1,850.06	2,414.61	3,049.20	3,049.20	24,330.84
TATE, BOBBY	7586	670							91.42		91.42
TAYLOR'S PLUMBING LLC	8110	001			551.87						551.87
		704						120.00			120.00
		810	4,146.59								4,146.59
TEAMCALIFORNIA ECONOMIC DEV CORP	8670	001						1,250.00			1,250.00
TEC EQUIPMENT, INC	7997	702		251.20	3,287.17			208.13	337.08	1,960.32	6,043.90
TECHNOLOGY UNLIMITED INC	5005	610			825.00						825.00

Vendor By Fund By Period

			24								24 Total
Vendor Name	Vendor No	Fund	1	2	3	4	5	6	7	8	
TELEPACIFIC COMMUNICATIONS	6583	001	3,871.86	663.42	663.49	634.52	647.91	647.91	647.91		7,777.02
		705		3,490.46	3,490.46	2,680.47	2,975.52	2,975.52	2,975.26	3,398.25	21,985.94
TELREPCO	8258	001	374,473.79		28,428.87						402,902.66
TERMINIX COMMERCIAL	1802	001	5,179.80								5,179.80
		670	1,580.80								1,580.80
		704	2,968.20								2,968.20
TERMONFILS, KEVIN	8085	001						0.00			0.00
TEXAS LIFE INSURANCE COMPANY	8576	001	6,362.46	6,284.31	6,495.26	6,448.77	6,293.18	6,366.13	6,450.41		44,700.52
THAVIXAY, JENNIFER	8443	670							287.07		287.07
THE CART GUY	8598	001			2,068.80						2,068.80
THE EXCHANGE HOTEL LLC	8575	001	6,932.10								6,932.10
THE HOME DEPOT PRO	8214	660				471.64	(109.91)				361.73
THE LIVING DESERT	8501	001									
THE MOBILE TURTLE	7699	001		480.00							480.00
		702			0.00						0.00
THE PARK CATALOG	8298	810									
THE SPYGLASS GROUP, LLC	8528	703									
THE TRAILER SPECIALIST	8525	001	12,202.69								12,202.69
THESIER, DEREK	4985	001	320.00			126.00					446.00
THOMSON REUTERS - WEST	1447	001							249.23		249.23
THORNTON, CHRIS	5804	660		224.00							224.00
		680	172.00							78.00	250.00
THORNTON, MEL	6766	670					120.00				120.00
		675					195.00				195.00
TIME WARNER CABLE	4412	670	1,947.74	1,966.74	1,966.74	1,966.74	1,966.74	1,966.74	1,975.70		13,757.14
TIME WARNER CABLE (086811201)	8151	670	95.01	95.01	95.01	93.30	95.01	95.01	95.01	95.01	758.37
TIME WARNER/CHARTER	8150	001	453.10	420.98	665.84	244.49	455.22	455.22	455.22	466.76	3,616.83
TIMECLOCK PLUS, LLC	8387	001						2,178.00			2,178.00
TKE ENGINEERING, INC	6861	660			35,718.40						35,718.40
TOM BELL CHEVROLET	416	702	1,472.35			709.30	495.87				2,677.52
TOP-LINE INDUSTRIAL SUPPLY, LCC	7976	702	15.79		7.20		81.84			111.06	215.89
TORRES, IVANO	6419	610	125.00								125.00
TRAINING CONNECTION LLC	8590	001		531.75					508.50		1,040.25
		100		177.20					169.50		346.70
		610		531.63					339.00		870.63
		660		177.20					339.00		516.20
		690		177.22					169.50		346.72
		702							169.50		169.50
TRANSTECH ENGINEERS, INC	7878	001	1,135.00	507.00	871.00	4,441.00		1,872.00			8,826.00
TRANSTRACK SYSTEMS INC	8230	610						13,168.75			13,168.75
TREMBLY, CHRIS	7520	660			105.00						105.00
TRENCH SHORING COMPANY	4540	660			744.00	1,800.00	3,000.00				5,544.00
TRI-GLOBAL TECHNOLOGIES, LLC	7874	670		4,170.00							4,170.00
TRILLIUM SOLUTIONS, INC	7941	610									
TURBOSCAPE, INC	8081	001						6,300.00			6,300.00
U.S. BANK	3590	375	3,657.50		95,381.22						99,038.72
		669			2,750.00	1,584,131.05					1,586,881.05
		678			2,750.00		511,521.88				514,271.88
		680				2,750.00					2,750.00
		689				145,193.31					145,193.31

Vendor By Fund By Period

			24								24 Total
Vendor Name	Vendor No	Fund	1	2	3	4	5	6	7	8	
U.S. BANK	3590	830		1,760,860.76		2,750.00				424,195.76	2,187,806.52
		840		(0.30)							(0.30)
ULTRA ENGINEERING CONTRACTORS, INC.	8648	101							49,248.00		49,248.00
UNDERGROUND SERVICE ALERT	871	100	61.20	52.43	71.67	62.93	61.76	64.09	48.92	57.69	480.69
		660	61.21	52.43	71.68	62.92	61.76	64.10	48.92	57.67	480.69
		670	61.20	52.42	71.68	62.93	61.76	64.09	48.94	57.67	480.69
UNITED STATES POSTAL SERVICE	1422	001						388.00			388.00
		705						388.00			388.00
		761						248.00			248.00
UNITED WATER WORKS, INC	6925	660		2,593.27		848.83	24,810.98	18,015.09		510.80	46,778.97
URENA-PEREZ, RITA	8382	675					195.00				195.00
USABLUEBOOK	1993	660									
	8464	660						7,885.17			7,885.17
UTILITY ACCOUNTING EDUCATION	8173	670									
UTLEY, AMBER	8609	670				499.50			(34.75)	452.84	917.59
VACA, YVETTE	7933	001		608.00	163.25		29.75	0.00			801.00
VALDEZ JR, MARY ALICE & ANTONIO	8534	675					195.00				195.00
VALENCIA, MARIBEL	7503	675					195.00				195.00
VAN WHY, BRUCE & LILLIAN	7181	670							269.31		269.31
VANCE CORPORATION	8175	102									
VCS ENVIRONMENTAL	8296	001									
VECTORUSA	8480	110	19,920.75		21,935.98						41,856.73
VELA, ARTURO	5501	001						944.72			944.72
VELA, ARTURO M	7159	675					195.00				195.00
VEOLIA WATER CONTRACT OPERATIONS US	7007	680		146,868.00	73,434.00	73,434.00	73,434.00	73,434.00	73,434.00	73,434.00	587,472.00
VERIZON WIRELESS SERVICES, LLC	5369	001	4,081.15	4,140.00	4,205.86	4,807.73	4,827.49	4,275.31	4,487.89	4,658.94	35,484.37
		100	278.04	280.32	282.13	278.79	280.71	287.76	291.61	294.24	2,273.60
		610	552.77	551.43	552.84	720.55	622.76	617.11	616.72	1,333.45	5,567.63
		660	793.83	806.19	806.31	741.51	764.11	780.48	776.21	1,459.38	6,928.02
		670	1,836.85	1,938.80	1,972.07	1,931.65	1,976.34	1,933.89	1,938.02	1,947.52	15,475.14
		680	135.77	136.49	138.99	139.03	274.03	151.84	151.60	152.34	1,280.09
		702	89.44	97.80	81.81	78.88	85.38	87.63	78.40	71.49	670.83
		703	180.60	186.73	185.92	186.04	186.04	186.04	186.12	186.12	1,483.61
		761	221.09	290.65	259.02	951.20	264.90	263.44	261.63	219.60	2,731.53
VERSATILE INFORMATION PRODUCTS	445	001	2,310.00								2,310.00
VIGILANT LLC	8631	703				17,183.62	8,199.94	8,199.94	8,199.94	8,199.94	49,983.38
VILLEGAS, JOSE	7042	670					120.00				120.00
		675					195.00				195.00
VIRTUAL PROJECT MANAGER, LLC	7885	100	83.30	83.30	83.30	83.30					333.20
		660	208.30	208.30	208.30	458.20	249.90		499.80	249.90	2,082.70
		670	500.10	500.10	500.10	1,000.20	500.10		1,000.20	500.10	4,500.90
		680	208.30	208.30	208.30	458.30	250.00		500.00	250.00	2,083.20
VISION SECURITY SYSTEMS	6143	001	1,320.00			1,320.00				3,904.38	6,544.38
		100	71.40			71.40					142.80
		430		1,680.00				10,475.00			12,155.00
		600	105.00			105.00					210.00
		660	281.40		210.00	71.40			1,459.94		2,022.74
		670	217.20			217.20					434.40
		702	105.00			105.00					210.00
		703						10,733.60			10,733.60

Vendor By Fund By Period

			24								24 Total
Vendor Name	Vendor No	Fund	1	2	3	4	5	6	7	8	
VISION SECURITY SYSTEMS	6143	704	255.00			255.00	428.00		2,355.00	293.76	3,586.76
VISTA PAINT	1890	001	413.00								413.00
		100	1,188.00	396.00			959.36	346.50			2,889.86
		200									
VOLVO CONSTRUCTION EQUIPMENT & SALE	5944	702				202.77					202.77
VORISEK, ADAM	7375	670							229.12		229.12
VULCAN MATERIALS	6650	660		2,691.59		2,779.24				2,678.56	8,149.39
WAGES, ROBERT & ANN	7182	670							175.68		175.68
WALKER, BRIAN	4984	001							0.00		0.00
WALKER, LORRAINE	8449	001				236.24				4,472.81	4,709.05
WALLACE, A'JA	8189	001	300.00								300.00
WALLACE, COLLEEN	7576	001		98.16	1,019.81	185.63	210.04		483.07	81.87	2,078.58
WALTER STANLEY COS, LLC	7282	704	122.04					136.09		254.56	512.69
WASTE MANAGEMENT 0F THE IE	1437	690				13,827.80					13,827.80
WASTE MANAGEMENT OF THE IE	1436	690	107.70	327.65	4,933.00	2,458.62	209.31				8,036.28
WATER ENVIRONMENT FEDERATION	6165	660								166.00	166.00
WATER WISE YARD DESIGNS	8539	001	17,240.00								17,240.00
WATERLINE TECHNOLOGIES, INC	6918	001	4,064.46	743.48	371.74	746.71		446.09			6,372.48
WEBB MUNICIPAL FINANCE, LLC	7680	002					4,950.00				4,950.00
WEBSTER, LON	5390	670					120.00				120.00
		675					195.00				195.00
WEINBERG, MARK & JUDY	7183	670							163.97		163.97
WELDOR'S SUPPLY AND STEEL	7249	660					49.49				49.49
		702		137.69					250.00		387.69
WELLS FARGO BANK	2256	001	1,250,192.12	1,194,002.04	1,172,337.96	1,212,518.37	1,197,242.66	1,889,279.71	1,299,214.48	1,259,894.52	10,474,681.86
	4228	001	800.00	1,200.00	800.00	800.00	800.00	800.00	800.00	33,631.01	39,631.01
WELLS FARGO CARD SERVICES INC	4821	001	29,062.93	20,721.42	46,705.36	32,575.14	42,814.91	52,021.13	40,132.52		264,033.41
		100	286.25	2,643.12	989.48		1,491.88	312.31			5,723.04
		222		2,554.14	4,204.47	301.69					7,060.30
		600							151.58		151.58
		610	1,976.24	650.00				1,614.60			4,240.84
		660	288.15	297.00	702.30	88.71	2,247.98	791.48	255.56		4,671.18
		670	15,042.37	5,177.44	854.02	3,655.81	1,525.34	10,591.47	9,448.34		46,294.79
		675	833.54	5,042.87	560.31	5,708.68	6,392.85	4,598.21	4,250.42		27,386.88
		680	96.05	99.00	234.10						429.15
		690	1,249.47				882.45		1,216.20		3,348.12
		702	9,441.59	2,185.19	3,921.07	1,465.65	1,174.99	10,284.45	281.17		28,754.11
		703	3,000.00		736.07	(450.00)		5,510.76	2,760.00		11,556.83
		705						159.68			159.68
		761	52.80	60.34	3,741.28		277.86	118.77	148.64		4,399.69
		810	185.87	1,509.65	968.95	(1,111.61)	232.74	1,187.20	1,177.94		4,150.74
WEST & ASSOCIATES ENGINEERING, INC	8018	001									
		660							2,200.00		2,200.00
WEST COAST ARBORISTS, INC	3999	001	4,560.00			4,000.00					8,560.00
WEST COAST SAND & GRAVEL, INC.	7381	660									
WESTERN AUDIO VISUAL & SECURITY	6053	001			22,472.65	22,472.65	22,472.65	7,490.88			74,908.83
WESTERN CONSTRUCTION SPECIALISTS	8303	673									
WESTERN RIVERSIDE COUNTY	5026	001	98,502.00	(7,894.00)	23,493.30						114,101.30
WESTERN WATER WORKS SUPPLY CO	464	660	11,852.50		27,854.78	3,141.99	3,446.40	5,611.51	(185.44)	1,895.86	53,617.60
WESTRICK, FERNE	6560	670							165.15		165.15

Vendor By Fund By Period

			24								24 Total
Vendor Name	Vendor No	Fund	1	2	3	4	5	6	7	8	
WESTRUX INTERNATIONAL INC	143	702			636.63	(105.79)		653.09	953.70	(28.10)	2,109.53
WHITE BRENNER LLP	8161	660									
WHITE CAP LP	2836	660									
WILBUR'S POWER EQUIPMENT	466	100		1,040.91	739.66	1,039.13			90.49	80.78	2,990.97
WILCE, MARLENE	6230	670					150.00				150.00
WILLDAN ENGINEERING	6184	001		50,957.00	520.00	1,299.50			747.50		53,524.00
		100									
		660									
		680									
		690									
		702									
WILLDAN FINANCIAL SERVICES	2971	375	791.40		795.24			870.72			2,457.36
		689						2,750.00			2,750.00
WILLIAMS SCOTSMAN, INC	1357	810	3,825.12	4,448.99	3,609.62	6,379.87	3,555.76	3,555.76	2,424.38	2,471.57	30,271.07
WILLIAMS, JOHN	7867	670							296.74		296.74
WILLIAMS, JOHN	7585	670							229.63		229.63
WILLIAMS, KAYLA	8502	001			105.00	122.50	17.50				245.00
WINDSTREAM SERVICES, LLC	8344	001				1,114.11	1,857.58	982.01	988.95		4,942.65
		705				1,087.34	1,878.75	975.69	966.68		4,908.46
WISECARVER, COLLETTE	8381	670					150.00				150.00
WITTMAN ENTERPRISES, LLC	8022	001	5,068.50	5,099.50	4,665.50	3,162.00	2,743.50	4,479.50	4,154.00	4,402.00	33,774.50
WOOD, RONALD & JUDY	7868	670							146.35		146.35
WOODARD & CURRAN, INC	7220	660	36,345.00					6,922.50			43,267.50
WRCOG	2690	001				3,941.09					3,941.09
		690					6,501.46				6,501.46
		702					6,600.00				6,600.00
WRIGHT, RALPH	7846	001								107.50	107.50
XENIA PACIFIC, INC	6662	001	1,066.19	1,630.00		619.56	58.19	96.98		121.22	3,592.14
		610									
		704				263.99			522.59		786.58
		761				1,781.64					1,781.64
		810									
XYLEM DEWATERING SOLUTIONS, INC	6011	680									
		702				560.00					560.00
YORK, RICHARD	7376	670							121.97		121.97
YOUNG, CARLA	5375	670			300.00		251.75				551.75
YOUNG, CHRISTY	8656	675					195.00				195.00
YUNEX, LLC	8096	100					1,448.00				1,448.00
ZENCITY TECHNOLOGIES US, INC	8190	001								42,000.00	42,000.00
ZENNER PERFORMANCE METERS, INC	6499	660	4,625.42		48,033.76		1,900.41				54,559.59
ZIGLER, STANLEY	8622	675				2,400.00					2,400.00
ZOELLER, SUSAN	5471	675					195.00				195.00
ZOHO CORPORATION	8097	703	3,940.00								3,940.00
QT POD	8674	600		945.00							945.00
GRAYMAR ENVIRONMENTAL SERVICES INC	8605	673				377,406.57					377,406.57
PRECISION AERIAL SERVICES INC	8409	702				179.59					179.59
SOCAL PROPANE LLC	8625	001				744.16	35.00	607.44	70.00	2,802.94	4,259.54
PRYOR LEARNING LLC	8704	761							3,980.00		3,980.00
RED HAWK SERVICES	7290	670									
ASCAP	4697	001						434.00			434.00

Vendor By Fund By Period

			24								24 Total
Vendor Name	Vendor No	Fund	1	2	3	4	5	6	7	8	
FINDLEY, HENRY	8675	675						1,800.00			1,800.00
BROWN, DONNA & LEONARD	8681	670							166.60		166.60
CARNEY, LINDA & JAMES	8680	670							104.71		104.71
CORBETT, JOHN & KARLA	8679	670							216.00		216.00
DELGADO, MODESTO & BLANCA	8678	670							159.82		159.82
FIECK, BRIANA & KYLE	8676	670							674.60		674.60
GIRARD, PAUL	8691	670							30.62		30.62
GUZMAN, DAVID	8689	670							116.68		116.68
HENDERSON-DITCHFIELD, WENDY	8688	670							748.13		748.13
HERNANDEZ, VICKIE & KEVIN	8687	670							208.02		208.02
KNAPP, BRIAN & KATHY	6483	670							162.05		162.05
LACASSE, NICOLAS & CAPPS, MN	8686	670							165.08		165.08
LOPEZ, JAIME A	8685	670							110.50		110.50
MOBLEY, LUCY Y	8684	670							28.38		28.38
RAYNER, WILLIAM & FRANCES	7958	670							537.87		537.87
VITT, STANLEY	8683	670							199.58		199.58
WARNER ELIZABETH	8677	670							162.91		162.91
WINTERS, HEATHER	7584	670							182.78		182.78
YBARRA, ROBERT & KIMBERLY	8682	670							179.23		179.23
RIV CO OFFICE OF ECONOMIC DEV	8695	001							4,000.00		4,000.00
CROSBY, SUSAN	8699	675							1,200.00		1,200.00
HARWOOD, RICHARD & MARY	8701	675							2,400.00		2,400.00
HAUGHN, JANE	8700	675							2,000.00		2,000.00
KAMINSKY, RICHARD & LORI	8697	675							2,000.00		2,000.00
SEARCY, JERRY	8698	675							2,400.00		2,400.00
TURNBULL, BRIAN	8696	675							1,800.00		1,800.00
EMPOWER ANNUITY INSURANCE COMPANY	8702	001							127,372.91	139,757.18	267,130.09
HEIDT, ANGELO	8706	001							127.45		127.45
DFM ASSOCIATES	1826	001							76.13		76.13
CLIFTON, JAY	8710	675							3,000.00		3,000.00
KELLEY, DAVID	8711	675							2,400.00		2,400.00
ENEH, OBIORA	7859	670							168.96		168.96
HAGEN, JOHN	7883	670							242.70		242.70
HUERTA, JAVIER	8041	670							2.09		2.09
OBRY, DAVID & PAMELA	7004	670							194.12		194.12
ORAVECZ, DELORAS	6833	670							39.16		39.16
AED ENERGY SERVICES LLC	8694	702								4,057.50	4,057.50
ALTA LANGUAGE SERVICES INC	8714	001								264.00	264.00
AMPLIFUND	8636	222							18,000.00		18,000.00
		705							17,500.00		17,500.00
BENHAR, CHANDA	8722	001								250.00	250.00
CHAVEZ, ALBERTO M	8715	810								256.50	256.50
CTC TECHNOLOGY AND ENERGY	8661	673									
DESERT VIEW POWER LLC	8707	690									
GERBER COLLISION & GLASS	8666	702								2,826.25	2,826.25
GUTIERREZ, KRISTINE	8721	001								89.68	89.68
HASKELL REAL ESTATE INC	8712	810								66,980.60	66,980.60
HCN BANK	8662	001									
IGM TECHNOLOGY CORP	8692	705							78,000.00		78,000.00
KUMAR, DAVINDER	8728	001						100.00			100.00

Vendor By Fund By Period

			24								24 Total
Vendor Name	Vendor No	Fund	1	2	3	4	5	6	7	8	
LAND ENGINEERING CONSULTANTS, INC	6632	660									
MOST DEPENDABLE FOUNTAINS	8713	110									
NATIONAL PEN CO, LLC	8717	001								320.56	320.56
OPENGOV, INC	7618	705		12,600.00	55,892.36		71,930.01				140,422.37
PALACIOS LAW OFFICE	8438	001		270.20							270.20
PEREZ, VIVIAN	8719	001								107.50	107.50
SERVIAM BY WRIGHT LLP	7131	700	12,402.62	7,899.48	18,220.40	7,520.75	19,148.08		14,515.59	6,546.60	86,253.52
SHELL EV CHARGING SOLUTIONS	8659	670	1,514.65						325.89		1,840.54
TRANS TAX ADVISORS LLC	8693	702									
Grand Total			14,515,171.50	12,774,172.41	9,934,065.65	8,603,459.02	5,796,676.26	7,280,903.60	5,939,879.15	5,305,196.66	70,149,524.25

Vendor By Period

Sum of Tran Amt		FY Period								
		24								24 Total
Vendor Name	Vendor No	1	2	3	4	5	6	7	8	
3 L EXECUTIVE SERVICES	8369									
72 HOUR LLC-NATIONAL AUTO FLT GRP	6900									
A.C. PROPANE	8333			355.76						355.76
AB FENCE COMPANY, INC	7801									
ABBOTT, CELIA	7508					195.00				195.00
ABS FACILITY SERVICES INC	8544					19,634.77	4,970.00			24,604.77
ACCULINE CONSULTING, LLC	7689									
ACOM SOLUTIONS, INC	6497	4,883.00								4,883.00
ACOSTA, JESSICA	7902							256.26		256.26
ADVANCED WORKPLACE STRATEGIES INC	4781						326.50	171.00	99.45	596.95
ADVANTAGE DEMOLITION & GRADING	8186									
AED ENERGY SERVICES LLC	8694								4,057.50	4,057.50
AFLAC BENEFITS SOLUTIONS	8579	6,342.40	7,189.28	7,330.98	13,533.68	14,467.48	13,736.26			62,600.08
AHRENS, JOYCE	6435							272.32		272.32
AILA, GREBELL	7265					195.00				195.00
AIRGAS USA, LLC	2454									
ALBERT A. WEBB ASSOCIATES	3065	21,235.83	9,238.75	10,135.67	14,278.29	30,236.70	26,462.12	37,143.97		148,731.33
ALBRIGHT, DILLON	8505				2,500.00					2,500.00
ALESHIRE & WYNDER, LLP	4994	1,293.83	351.00							1,644.83
ALIDIO, ROSANNE	8623				51.89					51.89
ALL AMERICAN ASPHALT	6724							55,052.34		55,052.34
ALL AMERICAN SEWER TOOLS	8673							1,700.18		1,700.18
ALL AMERICAN TOWING	1492	405.00								405.00
ALL STAR ELITE SPORTS	7098	465.41		1,265.02		1,185.05		4,241.38	683.01	7,839.87
ALL STAR GLASS, INC.	3597	118.00	1,010.18	491.99	461.06	493.10	731.43			3,305.76
ALLGOOD DRIVING SCHOOL, INC	7979	54.60		54.60	163.80			81.90		354.90
ALLISON MECHANICAL INC	7545								1,681.02	1,681.02
ALLSTAR FIRE EQUIPMENT, INC.	3221				1,086.24					1,086.24
AL'S KUBOTA TRACTOR	34		1,590.64	1,445.21	2,452.18		658.75			6,146.78
ALTA LANGUAGE SERVICES INC	8714								264.00	264.00
ALTA PLANNING + DESIGN INC	8297	7,515.23	17,452.50	46,216.41	5,571.25	2,806.67				79,562.06
ALTEC INDUSTRIES, INC.	1616		1,679.70							1,679.70
AMAZON BUSINESS	7468	3,042.49	4,217.41	1,104.57	4,851.25	5,970.01	3,171.90	2,613.76	3,138.14	28,109.53

Vendor By Period

Vendor Name	Vendor No	1	2	3	4	5	6	7	8	
AMAZON CAPITAL SERVICES, INC.	8146						71.67			71.67
AMERICAN COUNCIL OF ENG COMPANIES	7580							399.13		399.13
AMERICAN FIDELITY ASSURANCE	2295	9,177.66	9,177.66	9,177.66	9,177.66	9,177.66	9,177.66	7,341.66	3,650.00	66,057.62
	8584	25,384.56	25,944.96	25,865.96	25,311.88	25,161.94	24,895.50	25,173.96		177,738.76
AMERICAN FORENSIC NURSES	4265	1,374.88	1,411.39	1,338.38	1,228.86	1,459.08	1,021.02	730.10	2,188.06	10,751.77
AMERICAN KEY SUPPLY	7653			7,697.87						7,697.87
AMERICAN RAMP COMPANY	5452						11,009.19			11,009.19
AMERICAN ROAD MAINTENANCE INC	8115									
AMERICAN WATER WORKS ASSN	910				321.00					321.00
AMPLIFUND	8636							35,500.00		35,500.00
ANDERSON, DENNIS & LUCILLE	7161							252.66		252.66
ANDERSON, KENNETH	8608			1,200.00						1,200.00
ANDREWS, LORRAINE	7603							289.02		289.02
ANGI ENERGY SYSTEMS, LLC	5299									
ANIXTER, INC	7048	3,712.29	32,546.46	64,506.49	18,412.00	124,119.60	1,114.72			244,411.56
ARAGON GEOTECHNICAL, INC	6195									
ARAMARK UNIFORM & CAREER APPAREL	7743	7,687.02	328.36	659.30	2,013.25	767.31	413.65	353.01	482.19	12,704.09
ARC DOCUMENT SOLUTIONS	8082									
ARCE, PAUL	8331	196.00	168.00	252.00	224.00	280.00	280.00	224.00	196.00	1,820.00
ARCHIVESOCIAL, INC	8158	4,788.00								4,788.00
ARE ANIMAL RESCUE	8117	15,000.00			15,775.00			14,666.67		45,441.67
ARIAS DE RAMIREZ, LEONILA	8509					195.00				195.00
ARTISTIC MAINTENANCE, INC.	5946	4,092.00	6,035.10	4,803.23	4,695.74	4,808.87	4,092.00	4,324.34	9,417.00	42,268.28
ASBURY ENVIRONMENTAL SERVICES DBA	6899	1,411.80		70.00	288.77	1,157.64		1,016.69		3,944.90
ASCAP	4697						434.00			434.00
ASPEN, INC	8163	5,092.00								5,092.00
ASSOCIATED BAG COMPANY	921				1,793.30					1,793.30
AT&T CALNET 2	6175	892.28	1,494.22	1,484.35	2,229.83	202.25	593.88	1,024.23	809.57	8,730.61
AT&T MOBILITY LLC	8147	1,628.10	2,259.94	2,874.37	2,879.56	2,881.11	2,881.11	2,881.11	2,881.11	21,166.41
ATBACKGROUNDS	7667	1,902.73		169.68	183.93	514.32	94.93		111.18	2,976.77
ATWORK PERSONNEL SERVICES	7937							2,633.40	5,166.48	7,799.88
AUDELO, REBECCA	8515					195.00				195.00
AUER, WILLIAM	6942			1,259.00		650.75		76.50		1,986.25
AURIGA CORPORATION	8259	2,150.00	2,050.00	4,450.00	1,150.00	2,950.00	3,450.00	17,645.00		33,845.00
AUTOMATED GATE SERVICES, INC.	3933	359.00	1,486.75	428.00	994.00	2,971.00		336.00	824.00	7,398.75
AVA SECURITY	8593			1,100.00	4,800.00					5,900.00
AVILA, SOL	7121			34.00	300.00	51.00		17.25	151.00	553.25

Vendor By Period

Vendor Name	Vendor No	1	2	3	4	5	6	7	8	
AVILA, VINCENT	5872		3,426.28							3,426.28
AYLE, DWIGHT	8638					2,400.00				2,400.00
A-Z BUS SALES, INC. (COLTON)	2073							150,244.52		150,244.52
BABCOCK LABORATORIES, INC	6774	1,654.85	2,458.04	3,898.94	9,350.00	1,850.00	5,084.28	6,130.40	11,446.64	41,873.15
BAMBOO IDE8 INSURANCE SERVICES	8660					9,000.00	0.00			9,000.00
BANNING BEAUMONT PILATES & FITNESS	8633				21.00	17.50	10.50			49.00
BANNING CHAMBER OF COMMERCE	7632		1,500.00	8,160.00						9,660.00
BANNING GLASS MIRROR & SCREEN	7101	578.16	733.74		732.18					2,044.08
BANNING HIGH SCHOOL	8542	400.00	500.00							900.00
BANNING POLICE OFFICERS ASSOC.	7990	2,760.30	2,760.30	2,710.30	2,610.30	2,560.30	2,660.30	2,710.30	2,860.30	21,632.40
BANNING VETERINARY HOSPITAL	5297	2,988.37	1,146.90	1,532.93	1,421.05	1,543.69	271.00	1,173.75	751.50	10,829.19
BARR DOOR, INC	6710			4,449.37		1,619.66		9,076.75		15,145.78
BARRILLEAUX, BRENDA	7854							185.69		185.69
BARRY ANINAG INVESTIGATIONS LLC	8582	4,604.25			8,423.25	15,551.25				28,578.75
BATDORF, JACQUELINE	8650					97.50				97.50
BEACON BID	8465	1,250.00								1,250.00
BEAUMONT BASIN WATERMASTER	4972			9,179.00	2,591.70		24,762.00		3,000.00	39,532.70
BEAUMONT CHAMBER OF COMMERCE	3628		25.00	525.00						550.00
BEAUMONT CHERRY VALLEY WATER	3674	29,770.76	22,697.66		24,598.66		2,588.01			79,655.09
BEAUMONT DO IT BEST HOME CENTER	6091	3,845.16	2,822.71	786.84	882.74	875.79	1,034.87	1,594.35	1,749.83	13,592.29
BEAUMONT PRINT	8604			238.95						238.95
BEAUMONT SAFE & LOCK	951	8.58	225.15	58.46	64.32		172.29	184.35	454.49	1,167.64
BEAUMONT, CITY OF	3471	619.50	206.50	413.00						1,239.00
BECERRA, ELADIO	6575					195.00				195.00
BECHTEL, PETRA	6982					195.00		0.00		195.00
BENDER, ALAYZIA	8574	5.00								5.00
BENHAR, CHANDA	8722								250.00	250.00
BENHAR, DIANA T	7099	668.50	521.50	231.00	175.00	231.00	185.50	262.50	262.50	2,537.50
BENTLEY SYSTEMS, INC	8613			3,900.00						3,900.00
BEST DRILLING AND PUMP INC	8445		1,198,763.73	40,090.00		125,495.00	22,325.00			1,386,673.73
BIG TEX TRAILER WORLD	2643	9,914.25								9,914.25
BIO-TOX LABORATORIES	2051	690.00	1,372.00	967.00	689.00	1,093.00	1,008.00	1,245.00	661.00	7,725.00
BLACK & VEATCH MGMT CONSULTING	8109									
BLACK KNIGHT TERMITE & PEST	8256									
BLACKWELL, CAROL	7320					315.00				315.00
BLAIS & ASSOCIATES, LLC	7612	8,232.67	23,032.66	13,025.17	4,190.00	7,589.00	9,105.50		4,300.00	69,475.00
BLAISDELL'S BUSINESS PRODUCTS	8271		2,480.95	101.26			1,265.79	708.84		4,556.84

Vendor By Period

Vendor Name	Vendor No	1	2	3	4	5	6	7	8	
BLEIER, TODD	7816					195.00				195.00
BLEVINS, SUSAN	8645					1,200.00				1,200.00
BLOOMHUFF, NINA	5704					195.00				195.00
BLUEBEAM, INC	8338				2,340.00			4,962.00		7,302.00
BLUMENFELD, PHILLIP & JOAN	7162							150.16		150.16
BOA ARCHITECTURE	6870									
BOIES, SANDRA DIANE	6748					195.00				195.00
BOLIN, DIANA	7817					195.00				195.00
BOOTH, CATHY	7085					195.00				195.00
BOSTON, LINDA	6362					195.00				195.00
BOWEN, WAYNE	7875							255.75		255.75
BRANNEN MOTOR COMPANY	8399									
BRIANT, HARRIET	7382							210.13		210.13
BRIGHTLY SOFTWARE , INC	7880	1,354.65	8,050.00	41,137.65						50,542.30
BROCK, SARA	8139								250.00	250.00
BROWN, DONNA & LEONARD	8681							166.60		166.60
BUCKMAN, JACALYN	7994					195.00				195.00
BUNCH, JAMES & BRENDA	6251							229.11		229.11
BURNHAM GIBSON WEALTH ADVISORS LLC	8421				4,082.17			10,587.20		14,669.37
BUSINESS TELECOMMUNICATION	6702	371.38					1,800.36			2,171.74
BUSINESS VIEW PUBLISHING INC	8603	2,950.00								2,950.00
CA. DEPT OF TRANSPORTATION	998			2,123.47				2,498.75		4,622.22
CA. ST. BOARD OF EQUAL. - FUEL	2257	622.00			627.00			1,201.00		2,450.00
CA. ST. BOARD OF EQUALIZATION	3012	56.00	867.00		421.00				498.00	1,842.00
CA. ST. DEPT. OF FORESTRY	3220		454.16							454.16
CA. ST. EMPLOYMENT DEV. DEPT.	985	143,569.75	85,027.68	85,535.87	87,830.41	88,463.00	93,996.31	144,252.29	103,809.15	832,484.46
CA. ST. PUBLIC EMPLOYEES	997	3,972,157.50	525,103.65	646,160.50	480,496.37	489,352.50	637,136.79	506,354.63	350,167.48	7,606,929.42
CABALLERO, DANIEL	7051		285.00							285.00
CABAZON WATER DISTRICT	8394						10,777.86			10,777.86
CABRERA, YESENIA LOPEZ-	7864							114.01		114.01
CAL CITIES	2496							14,367.00		14,367.00
CALACT	3726							800.00		800.00
CALDERON, SANDRA B	4577			150.70						150.70
CAL-DUCT INC	87		177.79							177.79
CALIFORNIA DEPT OF TAX AND FEE ADMN	1756				14,471.00		10,094.00			24,565.00
CALIFORNIA LAW ENFORCE ASSN	3780	864.00	891.00	945.00	891.00	891.00	864.00	1,088.00	992.00	7,426.00
CALIFORNIA LAW ENFORCEMENT ASSOC	6858		75.00	40.00				20.00		135.00

Vendor By Period

Vendor Name	Vendor No	1	2	3	4	5	6	7	8	
CALIFORNIA MUNICIPAL STATISTICS	6811				550.00					550.00
CALIFORNIA PARK & REC SOCIETY	989			855.00						855.00
CALIFORNIA PEACE OFFICERS' ASSN	1585				1,150.00					1,150.00
CALIFORNIA WATER ENVIRONMENT	4042	986.00		334.00	319.00	221.00	319.00		319.00	2,498.00
CALIFORNIA, STATE OF	992		4,288.00			7,479.00			171.00	11,938.00
CALLAHAN, BRIAN	5171	4,560.43								4,560.43
CALOLYMPIC GLOVE & SAFETY CO, INC	95					188.35		1,164.16		1,352.51
CALPERS 457 PLAN - 450260	4051	61,751.62	106,719.23	73,626.65	74,879.30	88,958.11	38,707.94			444,642.85
CAMPA, ERIC	7287		5,585.97	371.00	1,125.54	29.75		2,383.57	4,737.00	14,232.83
CANALES, SILVERIO	7796					195.00				195.00
CANON FINANCIAL SERVICES, INC	7078	2,214.02	2,244.85	2,115.19	2,763.30	2,053.53	2,214.02	2,084.36	2,214.02	17,903.29
CANYON SPRINGS ENTERPRISES	8313				29,450.48					29,450.48
CAPITAL REALTY ANALYSTS, INC	7260				6,000.00				1,800.00	7,800.00
CAPPO	8112					560.00				560.00
CARNEY, LINDA & JAMES	8680							104.71		104.71
CAROLLO ENGINEERS	5350			5,750.50			704.00			6,454.50
CARPENTER, MELINDA	8357			662.92						662.92
CARTEGRAPH SYSTEMS LLC	5980									
CASC ENGINEERING AND CONSULTING INC	6874	8,698.00	6,727.75	1,237.50	2,612.25	2,278.75	626.50	473.75		22,654.50
CASTILLO PARTY RENTALS	8393	7,000.00				745.00				7,745.00
CASTILLO, JORGE IVAN	8078						1,058.44			1,058.44
CAVANAUGH & ASSOCIATES, P.A.	7472									
CBT NUGGETS, LLC	8532	2,396.00								2,396.00
CDW GOVERNMENT, INC	4253	2,715.74	8,788.59	22,232.33	6,403.20	1,622.18	19,142.49	27,610.75	4,808.31	93,323.59
CELL BUSINESS EQUIP-LEASING	7561	751.74	751.74	1,417.36	1,578.07	821.50	1,699.58	1,260.54	821.50	9,102.03
CELL BUSINESS EQUIPMENT (CBE)	7033	2,014.82	1,661.63	1,352.89	2,137.92	956.82	676.20	1,281.50	1,200.39	11,282.17
CENTER ELECTRIC SERVICES, INC	5307			2,065.02				5,088.93		7,153.95
CENTRAL BANK	8566	296,926.00								296,926.00
CHACON, ARTHUR	5344					176.25				176.25
CHANDLER ASSET MANAGEMENT INC	8471		3,926.80		1,995.80	1,983.30	1,980.19	1,998.58	2,020.88	13,905.55
CHAPMAN, TERI & CHARLES	8668						934.51			934.51
CHAVEZ, ALBERTO M	8715								256.50	256.50
CI SOLUTIONS	5838			995.00						995.00
CI TECHNOLOGIES, INC.	7985					2,448.00				2,448.00
CICCS	8578	992.90	983.05	1,035.16	1,027.65	995.49	1,047.63	1,110.55	1,055.23	8,247.66
CINTAS CORPORATION	7061	4,731.66	5,053.51	4,342.71	3,608.42	4,890.90	4,410.23	3,885.47	5,056.12	35,979.02
CITY OF BANNING (BNG)	8274	778.34	964.23	964.23	964.23	964.23	964.23	964.23	964.23	7,527.95

Vendor By Period

Vendor Name	Vendor No	1	2	3	4	5	6	7	8	
CITY OF BANNING UTILITIES	7992	734.28	979.70	843.89	593.49	623.16	711.49	782.15	1,000.74	6,268.90
CITY OF PASADENA	3095	25,626.60								25,626.60
CIVICPLUS	5418	34,135.24		3,560.02						37,695.26
CLA-VAL	2125	9,852.44	6,457.37	3,405.58	14,182.91					33,898.30
CLAVELOT, KAREN	8639					1,200.00				1,200.00
CLEAN ENERGY	8317	2,568.44	1,878.80						627.00	5,074.24
CLIFTON, JAY	8710							3,000.00		3,000.00
CLIFTONLARSONALLEN LLP	8057									
COLLINS, ELIZABETH	5468					195.00				195.00
COLUMBARO, NOLA	7857							29.84		29.84
COMCATE SOFTWARE, INC	6863						10,883.06			10,883.06
COMDIRECT, INC	6464				525.00					525.00
CONCENTRA MEDICAL CENTERS	8153	239.00	239.00	373.00	770.59	2,012.00	261.00	1,901.00	664.00	6,459.59
CONSOLIDATED ELECTRICAL	120	32.86	377.12	391.07	623.42	719.23	464.40	555.73		3,163.83
CONTAINER ALLIANCE	8404									
COOPERATIVE PERSONNEL SVCS.	1022									
CORBETT, JOHN & KARLA	8679							216.00		216.00
CORE & MAIN, LP	7772	807.70	38.40	10,670.41	6,333.56	865.61	5,347.16	13,038.90		37,101.74
CORNELL, JOE	8380					195.00				195.00
CORNERSTONE DEVELOPMENT CO.	8000									
CORPORATION SERVICE COMPANY	8102	189.00	331.00	165.00	90.00	18.00	52.00	48.00	149.00	1,042.00
CORRAL, DANIEL	7358							44.28		44.28
CORTEZ-JASSO, VICTOR	7036		154.00							154.00
COST RECOVERY SYSTEMS, INC	6727								7,250.00	7,250.00
COUNSELING TEAM INTERNATIONAL, THE	2232	700.00	700.00	700.00	1,025.00	475.00	2,375.00	1,350.00		7,325.00
COUNTY OF RIVERSIDE DOEH	1901			8,611.27						8,611.27
COUTS HEATING & COOLING, INC	5345	11,217.22	5,872.52	5,731.94	2,320.00	4,408.71	4,146.09			33,696.48
COZAD & FOX, INC	5257									
CRABTREE, JEFFREY	7626					195.00				195.00
CRAIN, MARK	8385					195.00				195.00
CREATIVE BUS SALES INC	3412		1,776,256.20			599.98				1,776,856.18
CRIME SCENE STERI-CLEAN, LLC	6507								3,115.00	3,115.00
CROSBY, JAMES E.	6049							90.14		90.14
CROSBY, SUSAN	8699							1,200.00		1,200.00
CROSSTOWN ELECTRICAL & DATA	8305	1,759.59	1,206.71							2,966.30
CSMFO	2954							250.00		250.00
CTC TECHNOLOGY AND ENERGY	8661									

Vendor By Period

Vendor Name	Vendor No	1	2	3	4	5	6	7	8	
CUMMINS SALES AND SERVICE	4047									
CUSTOM TROPHIES & UNEEK AWARDS	7774			2,232.58	1,486.95		1,015.00	14.54		4,749.07
CUSTOM TRUCK ONE SOURCE	8160									
CV STRATEGIES	7096									
CYBERTEK COMPUTER & NETWORKING SVCS	7949	192,725.95	144,973.28	74,158.56	62,590.73				34,850.76	509,299.28
CYBERTIME NETWORK COMMUNICATIONS	6189	2,599.00	2,599.00	2,599.00	2,599.00	2,599.00	2,599.00	2,599.00	2,599.00	20,792.00
D&C SOUND	7677	750.00								750.00
D&M JOB INC.	7696			583.24	620.64			531.21	724.39	2,459.48
DAFT, BARBARA	7601							38.91		38.91
DAILEY, SANDRA	8643					1,800.00				1,800.00
DANIELS TIRE SERVICE	135		676.57	573.94						1,250.51
DAVILA, BERTHA	7039					195.00				195.00
DAVIS, JOSEPH	8537		(195.00)							(195.00)
DAVIS, RANDOLYN	6983					195.00				195.00
DBT TRANSPORTATION SERVICES, LLC	7950				7,000.00					7,000.00
DE LA HOYA, JUAN	8651					32.50				32.50
DEGUIRE WEED ABATEMENT, INC	7691	807.00								807.00
DEGUZMAN, MILDRED	6773					195.00				195.00
DELGADO, MODESTO & BLANCA	8678							159.82		159.82
DELTA DENTAL INSURANCE COMPANY	8123	596.29	1,093.57	969.49	885.61	897.80	872.45	1,043.69		6,358.90
DESAI, AJIT	7600							100.98		100.98
DESERT VIEW POWER LLC	8707									
DEUSENBERRY, DANIEL	7070						0.00			0.00
DEWALT, RICK	8663					195.00				195.00
DEWETT, TOM & LORAY	6255							126.58		126.58
DFM ASSOCIATES	1826							76.13		76.13
DIAMOND ENVIRONMENTAL SERVICES	6517	856.80		636.00	471.00			165.40		2,129.20
DIAMOND HILLS CHEVROLET BUICK GMC	7082				524.90			119.95	11.02	655.87
DIAZ, ARTURO	6796					195.00				195.00
DISTRICT ATTORNEY'S OFFICE	8649					7,577.00				7,577.00
DJ TONY	8597			150.00	150.00					300.00
DLT SOLUTIONS, LLC	5302		5,053.94					808.35		5,862.29
DOBBINS, DEANN LOUISE	7512	37.80	15.40					28.00	40.60	121.80
DOROTHY RAMON LEARNING CENTER, INC	6377		60.00							60.00
DREAM CATCHER CARRIAGES	8588		850.00							850.00
DRIVESAVERS INC	8140									
D'SILVA, PASCAL	6389			100.00						100.00

Vendor By Period

Vendor Name	Vendor No	1	2	3	4	5	6	7	8	
DUDEK	7112		25,403.85	30,554.70	12,733.42		33,070.50	10,102.68	11,911.50	123,776.65
DUKE'S ROOT CONTROL INC	5820						24,621.52			24,621.52
DYNAMIC BUILDING MAINTENANCE INC	7944									
E.R. BLOCK PLUMBING	7839				8,550.00	14,682.81		2,025.00	810.00	26,067.81
EAGLE AERIAL SOLUTIONS	8263									
EARTH & WATER LAW, LLC	8619					4,950.00				4,950.00
ECCLESTON, CHARLES	7359							228.45		228.45
ECCLESTONE, CHERYL	7195					195.00				195.00
ECONO FENCE, INC	7339			2,395.00						2,395.00
ECS IMAGING , INC	4275	26,450.00								26,450.00
EDGELL, ANNIE	6692		(195.00)			(195.00)				(390.00)
EFS WEST INC	8599					90,250.00				90,250.00
EIDE BAILLY LLP	8531			38,535.00				78,685.00		117,220.00
ELECTRIC POWER SYSTEMS INT, INC.	7380	129,870.00	164,430.00	168,615.00	20,000.30			30,000.00		512,915.30
ELECTROMARK COMPANY	1479			4,585.87					1,693.37	6,279.24
ELITE FIRE PROTECTION, INC	7775			471.89	2,338.15				586.89	3,396.93
ELLIOTT, PATRICIA	8144					195.00				195.00
EMPOWER ANNUITY INSURANCE COMPANY	8702							127,372.91	139,757.18	267,130.09
ENEH, OBIORA	7859							168.96		168.96
ENGINEERING RESOURCES OF SO CA	7565	133,160.01	122,183.10	162,058.13	121,961.40	154,144.54	110,857.00	109,066.61		913,430.79
ENTERPRISE FM TRUST	7536	21,155.15	21,155.15	21,155.15	21,155.15	21,155.15	21,155.15	20,362.07	41,789.58	189,082.55
ENTERPRISE RENT-A-CAR	2753	189.54			314.68	449.07		276.60		1,229.89
EPSILON ENGINEERING, INC	8540		55,765.00	3,040.00		61,472.60				120,277.60
ESRI, INC.	3683								1,530.00	1,530.00
ESTERSON, LORI	7969					195.00				195.00
ETHIER, GREG	8302					195.00				195.00
EVERBRIDGE, INC	7534			5,040.00						5,040.00
EXECUTIVE FACILTIES SERVICES INC	8518	15,187.69	15,187.69	15,187.69	15,187.69	15,187.69	15,187.69		15,187.69	106,313.83
EXTREME GAME TRAILER	8591		1,898.00							1,898.00
FAITH IN ACTION	8436	7,310.68	8,176.81	11,459.22	8,924.40	10,376.38	14,001.31		15,528.09	75,776.89
FALEN LAW OFFICES, LLC.	7651	2,030.00	1,330.00	2,870.00	6,389.24	2,240.00	3,290.00	10,990.00	2,940.00	32,079.24
FALTO, CONSTANCE	7102					195.00				195.00
FANTASY CASINO	8587			2,100.00						2,100.00
FARWEST LINE SPECIALTIES	3689									
FAST LUBE & TUNE	6794	49.99	919.83	49.99		69.99			196.81	1,286.61
FEDEX	1078		108.39	110.49		155.11	6.33			380.32
FERRELLGAS LP	1081				130.00		2,470.68	1,420.03	1,193.08	5,213.79

Vendor By Period

Vendor Name	Vendor No	1	2	3	4	5	6	7	8	
FIECK, BRIANA & KYLE	8676							674.60		674.60
FIKSE, LEON & HARRIET	7599							47.76		47.76
FINDLEY, HENRY	8675						1,800.00			1,800.00
FIRST AMERICAN TITLE COMPANY	7554	800.00				400.00				1,200.00
FIRST INDUSTRIAL AQUISITION II INC	8418			25,283.87						25,283.87
FISHER, ROBERT	2544				551.50	68.00				619.50
FISHER, SHARON	7361							223.15		223.15
FLETCHER, CORAL	8535					195.00				195.00
FLETCHER, TERRI	5651					195.00				195.00
FLOYD SR, ERNEST	6978		224.00							224.00
FLUID COMPONENTS INTERNATIONAL LLC	4927							2,603.09		2,603.09
FLYNN, SHERI	7486		264.60	670.31	424.43		98.77	354.29		1,812.40
FONSECA, FELIPE	7362							111.33		111.33
FORTINO, SHARON	8543	2,400.00								2,400.00
FOSTER, SCOTT	6062	836.20							107.50	943.70
FRANCO, DANIEL	8616					176.25				176.25
FRONTIER COMMUNICATIONS	7053	8,331.91	8,679.43	8,298.11	7,066.44	7,522.12	7,080.62	6,996.60	5,809.68	59,784.91
FRUGIUELE, EDWARD & LESLIE	7861							228.66		228.66
FUENTES, RAMON	8224		224.00							224.00
FUN EXPRESS	7117	175.16	275.31	734.20	952.76	386.65			126.40	2,650.48
G & G ENVIRONMENTAL COMPLIANCE, INC	5602	2,759.08					5,519.76	9,669.28	1,418.69	19,366.81
GALLS, LLC	6704	1,463.52	3,258.72	3,043.52	1,773.55	2,960.10	4,074.72	5,623.04	3,882.44	26,079.61
GARDA CL WEST INC	2589	1,224.91	1,250.60	1,251.72	39.92	1,335.40	1,334.54	1,285.87	1,232.92	8,955.88
GAS COMPANY, THE	1375	3,211.22	2,050.42	1,992.83	842.00	1,204.14	3,084.58	4,475.90	4,793.52	21,654.61
GEAR GRID LLC	8617					7,395.00				7,395.00
GEELAN, CHRIS	7363							215.83		215.83
GEOCON WEST INC	8267									
GERBER COLLISION & GLASS	8666								2,826.25	2,826.25
GERDES, PERRY	5309		224.00							224.00
GHJ ADVISORS	8572		24,896.00	13,100.00	40,633.00	21,338.00	21,202.50	14,059.50		135,229.00
GIRARD, PAUL	8691							30.62		30.62
GLICKMAN, SANDRA	7168							156.04		156.04
GM FINANCIAL LEASING	7921									
GOLDEN BELL PRODUCTS INC	3223									
GOLDEN STAR TECHNOLOGY, INC	7912		3,568.80							3,568.80
GONZALES, REUBEN	8396		264.96	232.77	85.81	26.20				609.74
GONZALEZ, ARMIDA	6536					195.00				195.00

Vendor By Period

Vendor Name	Vendor No	1	2	3	4	5	6	7	8	
GONZALEZ, GENE	8570		75.20		599.06					674.26
GONZALEZ, JOSE	7863							186.00		186.00
GONZALEZ, MARIA	8664					195.00				195.00
GONZALEZ, OSCAR & MARIA	7598							256.78		256.78
GOOD GUARD SECURITY	8282									
GOPHER SPORT	7682		2,043.14				983.10			3,026.24
GOTPOOP LLC	8647					14,050.00				14,050.00
GOVERNMENTJOBS.COM, INC	7235			65,790.64						65,790.64
GOVINVEST,INC	7927	32,444.00								32,444.00
GRAINGER	448	492.12	295.36	400.19	816.21	1,131.20	1,440.95		688.43	5,264.46
GRANICUS LLC	8524	23,909.37						5,848.75		29,758.12
GRANITE, HARRIET	7365							202.66		202.66
GRANT, NICOLE	8567		318.00							318.00
GRANT, SHARON	7795					150.00				150.00
GRAYMAR ENVIRONMENTAL SERVICES INC	8605				377,406.57					377,406.57
GREEN DREAM INTERNATIONAL LLC	8536			1,055.48		1,052.46	2,463.49	687.18	1,071.97	6,330.58
GREEN, NATASHA	7094	125.00								125.00
GREYBAR PRINTING	2470		72.72				834.60			907.32
GROWTH DEVELOPMENT MARKETING	7871									
GUTIERREZ, KRISTINE	8721								89.68	89.68
GUZMAN, DAVID	8689							116.68		116.68
GUZMAN, SUSANA	7288					195.00				195.00
H & L CHARTER CO, INC	6308	4,084.88	2,261.75	2,583.34				1,838.50	2,262.58	13,031.05
HAAKER EQUIPMENT COMPANY	205				1,604.53	61.74		157.32		1,823.59
HAESE, DORIS M	8607		736.00							736.00
HAGEN, JOHN	7883							242.70		242.70
HALEY'S PETTING ZOO	8585		2,500.00							2,500.00
HALLOCK, DENNIS	6232					195.00				195.00
HAMPTON, PATRICIA	5391					195.00				195.00
HARDEE, TIMOTHY	8665					195.00				195.00
HARDY & HARPER, INC	6817	604,601.92	912,188.50			79,831.07				1,596,621.49
HARPER, KRIS	4889							250.00		250.00
HARRIS & COLLINS	8657					1,403.21				1,403.21
HARWOOD, RICHARD & MARY	8701							2,400.00		2,400.00
HASENPFLUG, RICK	6259							230.45		230.45
HASKELL REAL ESTATE INC	8712								66,980.60	66,980.60
HAUGHN, JANE	8700							2,000.00		2,000.00

Vendor By Period

Vendor Name	Vendor No	1	2	3	4	5	6	7	8	
HAWK, MARGARET	7434					150.00				150.00
HAZEN AND SAWYER	6977	65,927.75	55,429.25	53,972.00		23,906.00	33,680.22		22,407.80	255,323.02
HCN BANK	8662									
HDL COREN & CONE	2920	3,750.00	695.00	25.96	3,750.00			3,750.00		11,970.96
HDL SOFTWARE, LLC	3378	3,331.80								3,331.80
HEADLEY, MARTIN	6804					195.00				195.00
HEIDT, ANGELO	8706							127.45		127.45
HEISS, SUZANNA	7987					195.00				195.00
HEMET VALLEY TOOL, INC	7766				2,163.04		959.87			3,122.91
HENDERSON-DITCHFIELD, WENDY	8688							748.13		748.13
HENEISE, JOHN	8621				2,400.00					2,400.00
HERC RENTALS INC.	6746	8,485.09	6,161.76	9,935.65						24,582.50
HERNANDEZ, CARLA	7557	805.00	735.00	840.00	805.00	1,155.00		1,260.00	1,162.00	6,762.00
HERNANDEZ, VICKIE & KEVIN	8687							208.02		208.02
HERRERA, SANDRA	8036					195.00				195.00
HI LINE UTILITY SUPPLY	8183	1,499.97								1,499.97
HINDERLITER DE LLAMAS & ASSOCIATES	2370		1,992.99				1,634.84			3,627.83
HIXSON, JOSHUA	8145			17.00	17.00				2,700.00	2,734.00
HOME DEPOT #8987	5365	1,838.17	2,155.95	463.45	2,120.61	2,116.70	2,257.20	1,079.47	2,450.04	14,481.59
HOPKINS, VICKI	7624					195.00				195.00
HORIZONS CONSTRUCTION CO, INT'L	7999									
HORSMAN, CURTIS	8362	0.00								0.00
HOSEQUICK	7711		301.56							301.56
HOVIS, JEANNIE	8646					2,400.00				2,400.00
HOWELL, LINDA	8629				900.00					900.00
HUBBURT, KEVIN	8324			2,467.27	3,513.43		0.00			5,980.70
HUERTA JR., GILBERT	7697	714.00	507.50	350.00	402.50	525.00	437.50	490.00	353.50	3,780.00
HUERTA, JAVIER	8041							2.09		2.09
HYUNDAI MOTOR FINANCE	7946									
I.B.E.W. LOCAL 47	1146	10,024.90	10,142.78	10,253.24	10,428.38	10,718.38	10,755.88	10,751.42	10,752.63	83,827.61
I.B.E.W. LOCAL 47 (PAC)	4086	40.00	40.00	40.00	40.00	40.00	40.00	40.00	40.00	320.00
IBEW LOCAL 47 RETIREE MEDICAL TRUST	5217	5,575.13	5,707.99	5,761.19	5,853.89	6,060.59	9,201.18	6,094.17	6,119.79	50,373.93
ICMA RETIREMENT TRUST 457	2297	228.64	628.64	628.64	728.64	728.64	364.32	(364.32)		2,943.20
IEHD PRODUCTIONS	8671	4,000.00								4,000.00
IGM TECHNOLOGY CORP	8692							78,000.00		78,000.00
IMEG CONSULTANTS CORP	8667									
IMEG CORP	7993									

Vendor By Period

Vendor Name	Vendor No	1	2	3	4	5	6	7	8	
IMPERIAL SUPPLIES, LLC	7970	343.10	166.49	1,130.31		1,527.29	174.72	(572.44)	612.98	3,382.45
INDUSTRIAL RUBBER & SUPPLY, LLC	8167				1,207.88					1,207.88
INFOSEND, INC	6490	4,492.35	7,326.95	10,140.55	7,085.77	8,150.97	10,404.81	4,948.99	8,286.10	60,836.49
INLAND KENWORTH (US) INC	8215									
INNER-TITE CORP	3748									
INNOVATIVE EMERGENCY EQUIPMENT	7066	94,146.75	17,482.94				55.19			111,684.88
INNOVATIVE FEDERAL STRATEGIES	6624	4,500.00	4,935.05	4,500.00	4,500.00	4,500.00	4,776.29	5,153.47		32,864.81
INNOVYZE, LLC	8586	4,913.00								4,913.00
INTERNAL REVENUE SERVICE	2484	773,203.33	460,589.78	465,091.06	455,603.36	430,636.62	420,559.06	737,001.14	550,813.53	4,293,497.88
IRON MOUNTAIN INFORMATION MGMT, LLC	6816	128.67	128.44	262.50	132.36	132.36	144.76	142.89	142.27	1,214.25
ITRON, INC.	2483	43,558.49	1,824.10							45,382.59
J. G. TUCKER & SON INC	5857									
J.P. NELSON & SONS CONSTRUCTION INC	6354	2,684.00						1,660.00		4,344.00
JACKSON, DAVID	6070				420.00		0.00			420.00
JACKSON, JENNIFER	7746			250.00	29.41	25.00				304.41
JACKSON, JOHN H.	7670				231.00					231.00
JAUREGUI, ROBERTO	7122	255.46	17.00	33.00		17.00	16.50		42.50	381.46
JAVOR, GEORG & SHIRLEY	7597							36.49		36.49
JEWS, NICOLE	8232				118.50				364.25	482.75
JIMENEZ, LINDA	7040							42.50		42.50
JNE POLYGRAPH LLC	8039		425.00	425.00		2,550.00	1,700.00		2,125.00	7,225.00
JOE A GONSALVES & SON	5701	3,500.00	3,500.00	3,500.00	3,500.00	3,500.00		3,500.00	3,500.00	24,500.00
JOHNSON, EVELYN	8379					195.00				195.00
JOHNSON, VIVETTE	7929					195.00				195.00
JOHNSON, WILLIAM	8341	460.43	532.00	479.50	420.00	364.00	560.00	455.00	420.00	3,690.93
	8720								16.50	16.50
JONES, SANDRA	8669						1,800.00			1,800.00
JON'S FLAGS & POLES, INC	7776				725.16	3,602.79		341.03		4,668.98
JORGENSON LOCKERS	8300									
KAKISH, BISHARA	8195					195.00				195.00
KAMINSKY, RICHARD & LORI	8697							2,000.00		2,000.00
KEITH KILMER	7884						23,582.24			23,582.24
KELLEY, DAVID	8711							2,400.00		2,400.00
KEMIRA WATER SOLUTIONS INC	5794							4,996.01		4,996.01
KEN GRODY FORD REDLANDS	7850	5,778.00	14,024.89	6,739.92	7,975.01	1,023.77	576.21	72.49	79.99	36,270.28
KHAN PROPERTIES AND HOLDINGS, LLC	7142	78,538.25			83,860.91					162,399.16
KIMLEY-HORN AND ASSOCIATES, INC	8101				7,025.00					7,025.00

Vendor By Period

Vendor Name	Vendor No	1	2	3	4	5	6	7	8	
KNAPP, BRIAN & KATHY	6483							162.05		162.05
KOBES, JOHN & ROSEMARIE	7595							48.20		48.20
KOLLER, MARIE	7103	14.70	4.20	27.30	27.30	209.70	8.40	25.20	10.50	327.30
KOSMONT & ASSOCIATES, INC	5781	2,206.10			1,055.60			2,501.20	1,539.20	7,302.10
KUMAR, DAVINDER	8728						100.00			100.00
KV'S FLOORING	7709	4,339.56	4,415.83			11,192.53		275.11		20,223.03
L.O.LYNCH QUALITY WELLS & PUMPS INC	7399									
LA COUNTY MUSEUM OF NATURAL HISTORY	8522									
LACASSE, NICOLAS & CAPPS, MN	8686							165.08		165.08
LAND ENGINEERING CONSULTANTS, INC	6632									
LANGUAGE TESTING INTERNATIONAL	8141		60.00	281.00			161.00	80.50		582.50
LARA, TORIBIO	6856					195.00				195.00
LAW OFFICES OF KELLY AVILES	8634				66,000.00					66,000.00
LAWNSCAPE SYSTEMS, INC	8162									
LAYNE CHRISTENSEN COMPANY	1618	38,721.05								38,721.05
LEADSONLINE, LLC.	8011				3,773.00					3,773.00
LEAGUE OF CA CITIES-RIVERSIDE DIV	2426	240.00		250.00					100.00	590.00
LEIGHTRONIX INC	8614				5,376.00					5,376.00
LEVEL II, INC	1670		570.00							570.00
LEXIPOL LLC	7046	7,999.20								7,999.20
LEXISNEXIS RISK SOLUTIONS	6618	7,558.06	114.55	112.55	112.55	112.55	112.55	112.80	112.55	8,348.16
LIEBERT CASSIDY WHITMORE	4249	8,615.00	1,892.00	4,185.00	11,137.00	9,888.50	15,257.00	8,725.50		59,700.00
LIEVANOS, MANUEL	8652					97.50				97.50
LINCOLN FINANCIAL GROUP	8577	10,293.46	10,468.87	10,580.48	13,232.39	11,208.84	11,741.64	11,884.60		79,410.28
LOADER, MICHAEL	3132	5,540.74		11,081.48	5,540.74	5,540.74	5,540.74	5,540.74		38,785.18
LOERA, JACK	6395			17.00		68.00	16.50			101.50
LOFTIS, MILDRED	6345					195.00				195.00
LOPEZ, JAIME A	8685							110.50		110.50
LOPEZ, MARISOL	8279				265.67					265.67
LOPEZ, RUBEN	8514					195.00				195.00
LOS ANGELES TRUCK CENTERS	3163									
LOZANO SMITH LLP	7550	25,435.57		(37,149.00)	17,879.25	10,291.57	14,317.00	28,251.80	18,197.08	77,223.27
LYNCH, MIKE	5097		224.00			250.00				474.00
MACDONALD, DOUGLAS	7119					195.00				195.00
MACIEL, JOSE	6330					195.00				195.00
MADRIGAL CHAVES, SERGIO	7247		105.00							105.00
MARIACHI COACHELLA	8326			3,900.00						3,900.00

Vendor By Period

Vendor Name	Vendor No	1	2	3	4	5	6	7	8	
MARIPOSA LANDSCAPES, INC	8055	32,104.36	22,579.90	23,076.55	24,526.38	21,699.99	27,147.12	25,249.95	10,291.52	186,675.77
MARTIN, REGINA	7367							170.60		170.60
MASON, BARBARA	8498				387.35			108.00	37.46	532.81
MASTEN, STAR	7104					195.00				195.00
MATICH CORPORATION	1068									
MAYA, MARIA	8196					195.00				195.00
MC ARRON, SUSAN	7962					195.00				195.00
MC AVOY & MARKHAM	287								406.00	406.00
MC CALL'S METER SALES	1757		1,115.82						367.20	1,483.02
MCCALLUM, CHRIS	8610				325.00					325.00
MCCOY-TORRES, LYNETTE	1072	60.90	48.30	50.40	52.50	42.00	31.50	27.30		312.90
MCFARLAND, DARLENE	7489					195.00				195.00
MCMASTER-CARR SUPPLY CO.	289			297.97						297.97
MCNEESE-SMITH, BILL	6439							84.46		84.46
MDS CONSULTING	7986									
MEGATRONICS INTERNATIONAL CORP	4043					2,945.00				2,945.00
MENDOZA, JUAN	7592							280.44		280.44
MENDOZA, SAMUEL	8340	3,230.39		17.00	85.00	29.75				3,362.14
MERCFUEL, INC	7980					36,051.51				36,051.51
MERLIN JOHNSON CONSTRUCTION, INC	3577									
MEZA, TOMMY & GLORIA	7126					195.00	0.00			195.00
MGT OF AMERICA CONSULTING, LLC	7693						19,658.00		15,120.00	34,778.00
MICATU, INC	8482									
MICHAEL BAKER INTERNATIONAL, INC	7379	2,535.00	7,500.90		10,140.00	2,970.00	5,758.75			28,904.65
MICHALEC, MARY	7446					195.00				195.00
MIDDLETON, SHARON	7458					195.00				195.00
MIKE ROQUET CONSTRUCTION, INC.	8020		1,221.50			45,539.50			23,745.25	70,506.25
MIKESELL, JEREMY	8075						2,295.00			2,295.00
MILLER, LARRY & BARBARA	6262							78.69		78.69
MILLER, NINA	6344					195.00				195.00
MILSOFT UTILITY SOLUTIONS, INC	7548	1,929.00		3,858.12	11,929.00	1,929.00		1,929.00	1,929.00	23,503.12
MINJARES, JUAN	8351		191.96	191.50						383.46
MISC VENDOR	99001	48,009.06	7,878.60	18,228.56	254,519.47	10,429.29	360.87	1,631.24	5,913.78	346,970.87
MISGHINA, TEWELDEBERHAN	8527		133.25	342.82						476.07
MITCHELL, BLAKE	8466			135.78						135.78
MITSUBISHI ELECTRIC & ELECTRONICS	6402	341.67	341.67	554.67	341.67	341.67	341.67	341.67	341.67	2,946.36
MIXON, FRANKLEN	8493			17.00	1,178.88	12.75	2,304.71	0.00	82.50	3,595.84

Vendor By Period

Vendor Name	Vendor No	1	2	3	4	5	6	7	8	
MJ CONSULTING	8149	45,590.37								45,590.37
MOBILE TURTLE FLEET & AUTO DETAIL	8596					270.00	690.00	350.00	370.00	1,680.00
MOBLEY, LUCY Y	8684							28.38		28.38
MOLINA, JUANA	8513					195.00				195.00
MONTES, NATHAN	8136			2,087.50				1,219.00		3,306.50
MOODY, TERRY & SANDRA	6440							158.18		158.18
MORAN, GRISELDA	8653					130.00				130.00
MORENO, ANGELA	6741					195.00				195.00
MORGAN, AMANDA	7329								107.50	107.50
MORGAN, DEIDRA J	7406			224.00	140.00	168.00	115.50	168.00	168.00	983.50
MORRISSEY, BRIAN	7175							185.65		185.65
MOST DEPENDABLE FOUNTAINS	8713									
MOTOROLA SOLUTIONS, INC.	1250		10,706.50				23,554.30			34,260.80
MUNICIPAL CODE CORPORATION	6013						7,385.00			7,385.00
MUNOZ, MARIBEL	6370							127.45		127.45
MUNOZ, RENE	7564			120.00	142.50	17.00	16.50			296.00
MY COI LLC	8322			1,600.00		11,600.00				13,200.00
MYERING, NEAL	8301					195.00				195.00
MYERS & SONS HI-WAY SAFETY INC.	3909	554.51	2,092.68	724.08	5,283.29		1,693.44	128.29	2,706.40	13,182.69
MYERS POWER PRODUCTS, INC	5604	138,562.59								138,562.59
N2W ENGINEERING, INC	8001		35,750.50	30,541.59	15,572.50	38,292.10	36,147.01	19,871.50	39,331.00	215,506.20
NAPA AUTO PARTS	7805	62.48	19.91		105.41					187.80
NATIONAL ARBOR DAY FOUNDATION	8047									
NATIONAL BUSINESS FURNITURE, LLC	7978	8,878.72	50,729.95	1,456.20		9,227.36	3,551.33			73,843.56
NATIONAL PEN CO, LLC	8717								320.56	320.56
NATIONWIDE RETIREMENT SOLUTIONS	2301	13,999.22	13,670.02	13,670.02	12,720.02	11,542.87	4,931.01			70,533.16
NETHERTON, CAROL & MORRIS	6558							159.38		159.38
NEW IMAGE AUTO BODY	8427							1,987.67		1,987.67
NEWSDATA LLC	6360		800.00							800.00
NEXOM INC	7989									
NEXTREQUEST	7519	6,685.29								6,685.29
NHA ADVISORS, LLC	8350					1,168.75				1,168.75
NICE, JAMES	7865							201.89		201.89
NIETO, FRANCISCO	7563		5,844.94	154.00		29.75				6,028.69
NOBEL SYSTEMS, INC	5153	101,132.00								101,132.00
NOLLETTE, BRADY	8225			17.00			0.00			17.00
NOR-CAL PUMP & WELL DRILLING INC	8600									

Vendor By Period

Vendor Name	Vendor No	1	2	3	4	5	6	7	8	
NORTHWEST INDUSTRIAL ENGINE	8618								24,899.04	24,899.04
NOTTINGHAM, MICHAEL	7032			17.00	17.00		0.00	90.00		124.00
OBRY, DAVID & PAMELA	7004							194.12		194.12
O'CONNELL, DONNA	7551					195.00				195.00
OERTEL, ERICH	5811			17.00		29.75	(12.75)			34.00
OFFICE OF ADMINISTRATIVE HEARINGS	8571									
OLIN CORPORATION	6226		6,353.98		11,053.02		6,827.94		0.00	24,234.94
ONESOURCE DISTRIBUTORS	5076	23,672.35	108,921.25	10,414.57	4,917.18	11,061.62	29,145.30	37,822.55	2,417.48	228,372.30
ONLINE UTILITY EXCHANGE	7435	447.06	366.56	422.96	484.24	509.27	640.36	394.08		3,264.53
OPENGOV, INC	7618		12,600.00	55,892.36		71,930.01				140,422.37
ORACLE AMERICA INC	8458	23,970.92	5,768.64	17,548.50		20,911.79	31,162.46	44,803.02	18,459.64	162,624.97
ORAVECZ, DELORAS	6833							39.16		39.16
O'REILLY AUTO PARTS	4076		263.38		426.30	320.82			114.84	1,125.34
ORONA, DIANE	7292					195.00				195.00
ORTEGA, SALVADOR	6834							164.17		164.17
P&P UNIFORMS	6764	66.79	4,414.19	479.40						4,960.38
PACIFIC SWEEPING	7924									
PACKHAM & TOOMEY, INC	7787	260.00	260.00	835.00	260.00	1,855.00	1,321.31	260.00	260.00	5,311.31
PAGLIA, JOAN	6708							107.61		107.61
PALACIOS LAW OFFICE	8438		270.20							270.20
PALENCIA, JUSTIN	8467			113.14						113.14
PALLET PBC	7908								63,018.56	63,018.56
PARKER, JEFF	7812						11.70			11.70
PARKHOUSE TIRE, INC.	2487	4,658.69	2,415.45	2,587.48	1,977.91	2,275.71	5,697.26	2,435.24	2,242.20	24,289.94
PARLET'S JEWELRY & LOAN	7377							191.52		191.52
PARS	5191	4,234.33	2,879.99	866.50	596.09	506.42	619.12	335.72	600.36	10,638.53
PARTS AUTHORITY	7789	3,050.19	2,991.60	2,452.59	1,108.29	3,595.41	1,508.24	5,290.53	906.94	20,903.79
PATINO, JORGE	8094					195.00				195.00
PATTON, CAROLINE	8138		163.43	178.97						342.40
PAYPRO ADMINISTRATORS	5752		115.00	143.00	115.00	115.00	115.00	115.00	115.00	833.00
PEABODY ENGINEERING	5503									
PEREZ, VIVIAN	8719								107.50	107.50
PETRUCCI, TERESA	8111					195.00				195.00
PETTY CASH CUSTODIAN-COMM SVCS	1974							4.30		4.30
PETTY CASH CUSTODIAN-SR CENTER	3015							76.93		76.93
PHELPS, ROBERT	7370							174.92		174.92
PI MANUFACTURING CORP.	6006									

Vendor By Period

Vendor Name	Vendor No	1	2	3	4	5	6	7	8	
PITTMAN, DAVID	7506					195.00				195.00
PLATT, JEFFREY	8481	21.53		31.25		110.01		120.53	256.50	539.82
PLAYHOUSE BOWL ASSOCIATION, INC.	3560	12,500.00	3,500.00							16,000.00
PLUMBERS DEPOT INC	5043	4,849.19					431.74			5,280.93
PMAM CORPORATION	8184		3,000.00							3,000.00
POLY-CORR INDUSTRIES	6976					1,454.63				1,454.63
POWER MONITORS, INC	6636	950.00								950.00
POWERS, ROBERT	8611	1,500.00								1,500.00
PRATT, EDWARD	6875					315.00				315.00
PRATT, FRANCIS & JUDITH	6266							203.97		203.97
PRECISION AERIAL SERVICES INC	8409				179.59					179.59
PRECISION MATERIAL HANDLING	8254		6,384.19							6,384.19
PRECISION MATERIAL HANDLING, INC.	7338									
PRE-PAID LEGAL SERVICES, INC	4411	319.92	319.92	319.92	319.92	319.92	319.92	339.82	339.82	2,599.16
PRESS-ENTERPRISE, THE	1295		247.05		504.69	126.17	252.34		872.61	2,002.86
PRIME SYSTEMS INDUSTRIAL	5825									
PROJECT ENERGY SAVERS	8107									
PRO-MOTORS COLLISION REPAIR	7193					10,649.91			3,743.31	14,393.22
PRO-PIPE & SUPPLY, INC	6150							1,194.83		1,194.83
PRO-RISE GARAGE DOOR CO	5565							6,500.00		6,500.00
PRO-VISION, INC	7204								7,200.00	7,200.00
PRUITT, CARMEN	8293					195.00				195.00
PRYOR LEARNING LLC	8704							3,980.00		3,980.00
PUBLIC AGENCY RETIREMENT SERVICES	5242	300.00			300.00	300.00	300.00	300.00	300.00	1,800.00
PUBLIC ENTITY RISK MANAGEMENT	978	3,306,398.00		804,589.00			29,493.18		33,600.00	4,174,080.18
PUBLIC SECTOR PERSONNEL CONSULTANTS	7124									
PULIDO, ANGELINA	7843					195.00				195.00
PULVER, JODEANE V	8168	164.50	154.00	164.50	171.50	196.00	136.50	227.50	304.50	1,519.00
PYRO SPECTACULARS, INC	3111						16,000.00			16,000.00
QT POD	8674		945.00							945.00
QUADE, SARAH	8392		18.00							18.00
QUADIENT LEASING USA, INC	6694		521.66				521.66			1,043.32
QUADIENT POSTAGE FUNDING	8211	5,000.00	232.36					5,000.00		10,232.36
QUINN COMPANY	7271		431.88	307,874.80	755.55	578.76				309,640.99
R.F. MACDONALD CO	6655									
R3 CONSULTING GROUP	7688									
RACEWAY FORD INC	4759					3,767.85	5,743.10	(1,087.50)	1,282.20	9,705.65

Vendor By Period

Vendor Name	Vendor No	1	2	3	4	5	6	7	8	
RADIAN RESEARCH	5991									
RAILROAD MANAGEMENT CO, LLC	4536	1,365.64								1,365.64
RAMIREZ ARIAS, JUAN	7205								158.00	158.00
RAYNER, WILLIAM & FRANCES	7958							537.87		537.87
RDO EQUIPMENT CO	444	1,332.36	1,515.40					279.38		3,127.14
REAVIS CODE UTILITY SOLUTIONS, LLC	7648	46,440.00			400.00					46,840.00
RECORD GAZETTE, THE	1555	380.10	2,059.30	1,545.50	1,091.93	1,826.19	1,569.47	694.21	1,413.17	10,579.87
RECYCLIST	7845			22,701.00						22,701.00
RED HAWK SERVICES	7290									
RELIABLE CONSTRUCTION SERVICES LLC	8469									
RESOURCEX	8084	25,000.00	7,500.00							32,500.00
REZENDES, DILLON	8243			17.00	102.00	17.00				136.00
RICHARDS WATSON GERSHON	7337	52,425.79	63,959.17	64,825.14	90,634.17		45,421.66	42,584.76	65,213.11	425,063.80
RICHARDS, LORENA	7396					195.00				195.00
RICK ENGINEERING COMPANY	8632							49,973.85		49,973.85
RINALDI, LORETTA	5424					195.00				195.00
RINCON CONSULTANTS, INC.	8003			4,166.25	936.25	9,473.75	3,194.28			17,770.53
RIOS, BERTA	6571					195.00				195.00
RISCHARD, ROBERT	8512					195.00				195.00
RIV CO OFFICE OF ECONOMIC DEV	8695							4,000.00		4,000.00
RIV. CO. CLERK RECORDER	1327	52.00								52.00
RIV. CO. DEPT OF ENVIRONMENTAL	3097							2,487.41		2,487.41
RIV. CO. DIV. OF WEIGHTS & MEASURES	1612							1,250.00		1,250.00
RIV. CO. FIRE DEPARTMENT	1643			847,999.53			862,099.04			1,710,098.57
RIV. CO. HEALTH SVCS AGENCY	2526		207.00		207.00					414.00
RIV. CO. SHERIFF'S DEPARTMENT	1642	30,877.00								30,877.00
RIVCO EMD	8335			11,250.00				11,250.00		22,500.00
RIVERA, KATHLEEN	7529					195.00				195.00
RIVERSIDE COUNTY SHERIFF-PSEC	2938	4,865.29		4,865.29	9,730.58		4,865.29	4,865.29	4,865.29	34,057.03
RIVERSIDE PUBLIC UTILITIES	4433	1,127,950.57	2,633,790.52	2,605,133.01	2,319,511.78	1,010,116.16	1,886,530.07	1,450,477.37	1,434,109.16	14,467,618.64
RIVERSIDE, COUNTY OF	1317			815.00			533.60			1,348.60
	1319	9,238.46								9,238.46
ROBERT HALF INTERNATIONAL	5151	9,684.59	12,221.04	5,999.74	7,024.08			1,373.11	6,539.18	42,841.74
ROBINSON, BRANDON A	6532						128.02			128.02
ROBLES, DIONA FLEMING	6416			250.00						250.00
ROCHA, MARGARET	8511					195.00				195.00
ROCKEFELLAS	8569		25,250.00		4,750.00					30,000.00

Vendor By Period

Vendor Name	Vendor No	1	2	3	4	5	6	7	8	
ROCKWELL, AMBER	6071					251.75		300.00		551.75
RODRIGUEZ, LUCIA	8628				1,800.00					1,800.00
RODRIGUEZ, SANDRA	8655					65.00				65.00
ROEBUCK, ALYSSA	8086		17.00	17.00		17.00	88.50			139.50
ROMO PLANNING GROUP, INC.	6122		34,692.50	29,297.50		22,897.50	20,540.00	16,445.00		123,872.50
RON TURLEY ASSOCIATES INC	1341	5,608.02								5,608.02
RON'S BEE SERVICE	6645					650.00				650.00
ROOT, GARY & JUDITH	6267							122.95		122.95
ROW TRAFFIC SAFETY, INC	6730									
ROWLAND, JORDAN	8169							127.45		127.45
ROYAL WHOLESALE ELECTRIC	5894							6,399.66		6,399.66
RUBIO, RAMON	6289					195.00				195.00
RUELAS, ELIAS	7006					195.00				195.00
RUFFIN, STEPHEN	6268							234.59		234.59
RUNYON SURFACE PREP CO. LLC	8193									
RUSH, ADAM	7631								933.00	933.00
RWC GROUP	8456	99.51	3,144.08	1,824.19	239.64				212.84	5,520.26
RYAN HERCO FLOW SOLUTIONS	5638			159.32						159.32
SAFARI, PATRICK	8448		120.52							120.52
SAFETY NETWORK TRAFFIC SIGNS, INC	8104									
SAMPSON, LAURIE	7113			77.86						77.86
SAN BERNARDINO CO TREASURER	3762				1,599.86					1,599.86
SAN BERNARDINO PUBLIC EMPLOYEES	5998	2,373.32	2,391.48	2,393.96	2,397.69	2,407.26	2,411.32	2,567.78	2,724.24	19,667.05
SAN GORGONIO PASS WATER AGENCY	3125			299,250.00	99,750.00					399,000.00
SANCHEZ, ALBERTO	8024		302.40	191.50		564.15				1,058.05
SANDEFUR, KENNETH	8620				2,400.00					2,400.00
SANDOVAL, ANA	5146	230.60							107.50	338.10
SANTA ANA WATERSHED PROJ AUTHORITY	6965	29,071.05								29,071.05
SATEC, INC	7740			67,435.16						67,435.16
SATELLITE PHONE STORE	8235	307.95	307.95	307.95	307.95	307.95	307.95	307.95	307.95	2,463.60
SC FUELS	7727	31,913.56	36,168.64	71,944.22	34,910.87	33,037.01	29,572.94	26,248.99	34,768.82	298,565.05
SCA OF CA, LLC	8231	19,473.00	10,080.00	10,080.00	10,080.00	10,080.00	10,080.00	10,080.00	10,080.00	90,033.00
SCCI, INC DBA	5336	250.00	500.00	500.00	250.00	250.00	250.00	500.00	250.00	2,750.00
SCHULZE, DOUG	7501		244.50	531.15	31.23		37.81			844.69
SCPPA	8626				3,020.60	3,299.09	9,852.59	1,060.50	1,399.38	18,632.16
SEARCY, JERRY	8698							2,400.00		2,400.00
SERRANO, DIANA	7705	250.00								250.00

Vendor By Period

Vendor Name	Vendor No	1	2	3	4	5	6	7	8	
SERVIAM BY WRIGHT LLP	7131	12,402.62	7,899.48	18,220.40	7,520.75	19,148.08		14,515.59	6,546.60	86,253.52
SGP DESIGN AND PRINT	5901		80.81	1,135.70		457.94		1,476.75	2,219.67	5,370.87
SHELL EV CHARGING SOLUTIONS	8659	1,514.65						325.89		1,840.54
SHELTON, KEVIN	8630				900.00					900.00
SHRED-IT USA, LLC	6993	423.60	144.00	389.67	312.35	392.04	236.50	468.33	387.14	2,753.63
SIBOLE, KOLEEN	7876							172.23		172.23
SIEMENS INDUSTRY, INC	6611									
SIEMENS MOBILITY INC	8120									
SIGNATURE PUBLIC FUNDING CORP	8359		95,274.81							95,274.81
SIQUEIROS, JUANA	8415					195.00				195.00
SIRLS, STEPHANIE	8601	2,260.85								2,260.85
SITEONE LANDSCAPE SUPPLY	7095			136.85	148.99		884.77	591.34		1,761.95
SKINNER, DEBORAH & ROY	7199					195.00				195.00
SMART & FINAL	1561	2,194.57	163.28	325.22	182.36	92.38	148.73	165.98		3,272.52
SMITH, BRANDON	6127		168.00	353.25		950.00	300.00			1,771.25
SMITH, FRED	8510					195.00				195.00
SMITH, JASON	4391	300.00		27.99			0.00			327.99
SMITH, JOHN	7298					195.00				195.00
SNYDER, JOHN	8644					1,800.00				1,800.00
SO CAL JOINT POLE COMMITTEE	1373	941.32	882.97	918.58	893.64	873.99	1,189.13	1,503.59		7,203.22
SO CAL WEST COAST ELECTRIC, INC	1377		2,098.26	11,148.28	395.96		10,763.50	14,133.15	7,094.65	45,633.80
SOCAL PROPANE LLC	8625				744.16	35.00	607.44	70.00	2,802.94	4,259.54
SOFTWARE ONE, INC	7083	7,117.77	62,146.20	2,084.60	2,053.70	1,586.19	890.00	1,211.16	2,159.43	79,249.05
SOLANO, PATRICIA	7815					195.00				195.00
SONSRAY FLEET SERVICES	4753	193.29	781.72							975.01
SONSRAY MACHINERY LLC	6565		4,024.85	380,837.24				699.65		385,561.74
SORIANO, RICHARD	7037				379.50			(189.75)	620.60	810.35
SOUTH COAST AIR QUALITY	1370	420.96	1,675.08	3,326.30					665.26	6,087.60
SOUTHERN CALIFORNIA EDISON	1371	2,857.74	3,058.59	3,494.57	2,392.72	484.72	73.40	330.06	472.36	13,164.16
SOUTHERN CALIFORNIA EDISON COMPANY	2535	1,646.00			13,137.00	75,000.00		6,112.00		95,895.00
SOUTHERN CALIFORNIA GAS CO	1376	6,097.05	9,368.44	9,191.30	8,706.24	10,040.48		8,151.22	8,039.94	59,594.67
SOUTHWEST POWER POOL, INC	7488	402.74								402.74
SPEERS, TANNER	8371			81.00	0.00	29.75				110.75
SPL INC	8272									
SPS VAR, LLC	4796	7,223.00								7,223.00
STAGECOACH DAYS ASSOCIATION	6989		30,500.00							30,500.00
STANTEC CONSULTING SERVICES, INC	7138									

Vendor By Period

Vendor Name	Vendor No	1	2	3	4	5	6	7	8	
STAPLES BUSINESS ADVANTAGE	7084	7,671.09	4,293.48	3,400.45	4,178.03	3,222.65	5,374.82	1,734.14	1,430.63	31,305.29
STATE OF CALIFORNIA DOJ	4000	113.00	1,387.00	2,163.00	2,255.00	3,940.98	1,638.00	1,865.00	2,025.00	15,386.98
STATE WATER RESOURCES CONTROL	2452					55,156.00	37,832.58			92,988.58
	6849	60.00				105.00		90.00		255.00
STATEWIDE TOWING & RECOVERY, INC	3952	718.75	258.75							977.50
STC TRAFFIC INC	8249	29,905.32	15,510.00	5,730.00		1,477.50	1,470.00	630.00		54,722.82
STEFFENS, JIM	6390				300.00					300.00
STEVEN ENTERPRISES INC	4269									
STEWARD, JOHN	8507						0.00			0.00
STONE, CHERYLL	7001							109.99		109.99
STONE, DIANE	6270							213.35		213.35
STONE, IDA	7264					195.00				195.00
STONE, PAMELA	5524						250.00			250.00
STV INCORPORATED	8076		400.00	2,400.00						2,800.00
SUN RIDGE SYSTEMS INC	4772		25,049.00							25,049.00
SUPERC AI INC	8640					10,800.00				10,800.00
SURVALENT TECHNOLOGY CORP	6169				6,060.00					6,060.00
SWEET BABY BEANS CUSTOMS LLC	8595				1,852.16					1,852.16
SWIFTLY INC	8526				2,580.60					2,580.60
SWITHENBANK, DANIEL	8478			17.00						17.00
SYNAGRO-WWT, INC	7152	7,580.08							11,024.76	18,604.84
SYSTEMS INTEGRATED	7737							14,467.00		14,467.00
TABBUT, PATRICIA AND CHARLES	8592		1,800.00							1,800.00
TAPIA, SALOMON	8538					195.00				195.00
TASC	5885	1,489.58	6,519.87	2,979.16	2,979.16	1,850.06	2,414.61	3,049.20	3,049.20	24,330.84
TATE, BOBBY	7586							91.42		91.42
TAYLOR'S PLUMBING LLC	8110	4,146.59		551.87			120.00			4,818.46
TEAMCALIFORNIA ECONOMIC DEV CORP	8670						1,250.00			1,250.00
TEC EQUIPMENT, INC	7997		251.20	3,287.17			208.13	337.08	1,960.32	6,043.90
TECHNOLOGY UNLIMITED INC	5005			825.00						825.00
TELEPACIFIC COMMUNICATIONS	6583	3,871.86	4,153.88	4,153.95	3,314.99	3,623.43	3,623.43	3,623.17	3,398.25	29,762.96
TELREPCO	8258	374,473.79		28,428.87						402,902.66
TERMINIX COMMERCIAL	1802	9,728.80								9,728.80
TERMONFILS, KEVIN	8085						0.00			0.00
TEXAS LIFE INSURANCE COMPANY	8576	6,362.46	6,284.31	6,495.26	6,448.77	6,293.18	6,366.13	6,450.41		44,700.52
THAVIXAY, JENNIFER	8443							287.07		287.07
THE CART GUY	8598			2,068.80						2,068.80

Vendor By Period

Vendor Name	Vendor No	1	2	3	4	5	6	7	8	
THE EXCHANGE HOTEL LLC	8575	6,932.10								6,932.10
THE HOME DEPOT PRO	8214				471.64	(109.91)				361.73
THE LIVING DESERT	8501									
THE MOBILE TURTLE	7699		480.00	0.00						480.00
THE PARK CATALOG	8298									
THE SPYGLASS GROUP, LLC	8528									
THE TRAILER SPECIALIST	8525	12,202.69								12,202.69
THESIER, DEREK	4985	320.00			126.00					446.00
THOMSON REUTERS - WEST	1447							249.23		249.23
THORNTON, CHRIS	5804	172.00	224.00						78.00	474.00
THORNTON, MEL	6766					315.00				315.00
TIME WARNER CABLE	4412	1,947.74	1,966.74	1,966.74	1,966.74	1,966.74	1,966.74	1,975.70		13,757.14
TIME WARNER CABLE (086811201)	8151	95.01	95.01	95.01	93.30	95.01	95.01	95.01	95.01	758.37
TIME WARNER/CHARTER	8150	453.10	420.98	665.84	244.49	455.22	455.22	455.22	466.76	3,616.83
TIMECLOCK PLUS, LLC	8387						2,178.00			2,178.00
TKE ENGINEERING, INC	6861			35,718.40						35,718.40
TOM BELL CHEVROLET	416	1,472.35			709.30	495.87				2,677.52
TOP-LINE INDUSTRIAL SUPPLY, LCC	7976	15.79		7.20		81.84			111.06	215.89
TORRES, IVANO	6419	125.00								125.00
TRAINING CONNECTION LLC	8590		1,595.00					1,695.00		3,290.00
TRANS TAX ADVISORS LLC	8693									
TRANSTECH ENGINEERS, INC	7878	1,135.00	507.00	871.00	4,441.00		1,872.00			8,826.00
TRANSTRACK SYSTEMS INC	8230						13,168.75			13,168.75
TREMBLY, CHRIS	7520			105.00						105.00
TRENCH SHORING COMPANY	4540			744.00	1,800.00	3,000.00				5,544.00
TRI-GLOBAL TECHNOLOGIES, LLC	7874		4,170.00							4,170.00
TRILLIUM SOLUTIONS, INC	7941									
TURBOSCAPE, INC	8081						6,300.00			6,300.00
TURNBULL, BRIAN	8696							1,800.00		1,800.00
U.S. BANK	3590	3,657.50	1,760,860.46	100,881.22	1,734,824.36	511,521.88			424,195.76	4,535,941.18
ULTRA ENGINEERING CONTRACTORS, INC.	8648							49,248.00		49,248.00
UNDERGROUND SERVICE ALERT	871	183.61	157.28	215.03	188.78	185.28	192.28	146.78	173.03	1,442.07
UNITED STATES POSTAL SERVICE	1422						1,024.00			1,024.00
UNITED WATER WORKS, INC	6925		2,593.27		848.83	24,810.98	18,015.09		510.80	46,778.97
URENA-PEREZ, RITA	8382					195.00				195.00
USABLUEBOOK	1993									
	8464						7,885.17			7,885.17

Vendor By Period

Vendor Name	Vendor No	1	2	3	4	5	6	7	8	
UTILITY ACCOUNTING EDUCATION	8173									
UTLEY, AMBER	8609				499.50			(34.75)	452.84	917.59
VACA, YVETTE	7933		608.00	163.25		29.75	0.00			801.00
VALDEZ JR, MARY ALICE & ANTONIO	8534					195.00				195.00
VALENCIA, MARIBEL	7503					195.00				195.00
VAN WHY, BRUCE & LILLIAN	7181							269.31		269.31
VANCE CORPORATION	8175									
VCS ENVIRONMENTAL	8296									
VECTORUSA	8480	19,920.75		21,935.98						41,856.73
VELA, ARTURO	5501						944.72			944.72
VELA, ARTURO M	7159					195.00				195.00
VEOLIA WATER CONTRACT OPERATIONS US	7007		146,868.00	73,434.00	73,434.00	73,434.00	73,434.00	73,434.00	73,434.00	587,472.00
VERIZON WIRELESS SERVICES, LLC	5369	8,169.54	8,428.41	8,484.95	9,835.38	9,281.76	8,583.50	8,788.20	10,323.08	71,894.82
VERSATILE INFORMATION PRODUCTS	445	2,310.00								2,310.00
VIGILANT LLC	8631				17,183.62	8,199.94	8,199.94	8,199.94	8,199.94	49,983.38
VILLEGAS, JOSE	7042					315.00				315.00
VIRTUAL PROJECT MANAGER, LLC	7885	1,000.00	1,000.00	1,000.00	2,000.00	1,000.00		2,000.00	1,000.00	9,000.00
VISION SECURITY SYSTEMS	6143	2,355.00	1,680.00	210.00	2,145.00	428.00	21,208.60	3,814.94	4,198.14	36,039.68
VISTA PAINT	1890	1,601.00	396.00			959.36	346.50			3,302.86
VITT, STANLEY	8683							199.58		199.58
VOLVO CONSTRUCTION EQUIPMENT & SALE	5944				202.77					202.77
VORISEK, ADAM	7375							229.12		229.12
VULCAN MATERIALS	6650		2,691.59		2,779.24				2,678.56	8,149.39
WAGES, ROBERT & ANN	7182							175.68		175.68
WALKER, BRIAN	4984							0.00		0.00
WALKER, LORRAINE	8449				236.24				4,472.81	4,709.05
WALLACE, A'JA	8189	300.00								300.00
WALLACE, COLLEEN	7576		98.16	1,019.81	185.63	210.04		483.07	81.87	2,078.58
WALTER STANLEY COS, LLC	7282	122.04					136.09		254.56	512.69
WARNER ELIZABETH	8677							162.91		162.91
WASTE MANAGEMENT 0F THE IE	1437				13,827.80					13,827.80
WASTE MANAGEMENT OF THE IE	1436	107.70	327.65	4,933.00	2,458.62	209.31				8,036.28
WATER ENVIRONMENT FEDERATION	6165								166.00	166.00
WATER WISE YARD DESIGNS	8539	17,240.00								17,240.00
WATERLINE TECHNOLOGIES, INC	6918	4,064.46	743.48	371.74	746.71		446.09			6,372.48
WEBB MUNICIPAL FINANCE, LLC	7680					4,950.00				4,950.00
WEBSTER, LON	5390					315.00				315.00

Vendor By Period

Vendor Name	Vendor No	1	2	3	4	5	6	7	8	
WEINBERG, MARK & JUDY	7183							163.97		163.97
WELDOR'S SUPPLY AND STEEL	7249		137.69			49.49		250.00		437.18
WELLS FARGO BANK	2256	1,250,192.12	1,194,002.04	1,172,337.96	1,212,518.37	1,197,242.66	1,889,279.71	1,299,214.48	1,259,894.52	10,474,681.86
	4228	800.00	1,200.00	800.00	800.00	800.00	800.00	800.00	33,631.01	39,631.01
WELLS FARGO CARD SERVICES INC	4821	61,515.26	40,940.17	63,617.41	42,234.07	57,041.00	87,190.06	59,822.37		412,360.34
WEST & ASSOCIATES ENGINEERING, INC	8018							2,200.00		2,200.00
WEST COAST ARBORISTS, INC	3999	4,560.00			4,000.00					8,560.00
WEST COAST SAND & GRAVEL, INC.	7381									
WESTERN AUDIO VISUAL & SECURITY	6053			22,472.65	22,472.65	22,472.65	7,490.88			74,908.83
WESTERN CONSTRUCTION SPECIALISTS	8303									
WESTERN RIVERSIDE COUNTY	5026	98,502.00	(7,894.00)	23,493.30						114,101.30
WESTERN WATER WORKS SUPPLY CO	464	11,852.50		27,854.78	3,141.99	3,446.40	5,611.51	(185.44)	1,895.86	53,617.60
WESTRICK, FERNE	6560							165.15		165.15
WESTRUX INTERNATIONAL INC	143			636.63	(105.79)		653.09	953.70	(28.10)	2,109.53
WHITE BRENNER LLP	8161									
WHITE CAP LP	2836									
WILBUR'S POWER EQUIPMENT	466		1,040.91	739.66	1,039.13			90.49	80.78	2,990.97
WILCE, MARLENE	6230					150.00				150.00
WILLDAN ENGINEERING	6184		50,957.00	520.00	1,299.50			747.50		53,524.00
WILLDAN FINANCIAL SERVICES	2971	791.40		795.24			3,620.72			5,207.36
WILLIAMS SCOTSMAN, INC	1357	3,825.12	4,448.99	3,609.62	6,379.87	3,555.76	3,555.76	2,424.38	2,471.57	30,271.07
WILLIAMS, JOHN	7867							296.74		296.74
WILLIAMS, JOHN	7585							229.63		229.63
WILLIAMS, KAYLA	8502			105.00	122.50	17.50				245.00
WINDSTREAM SERVICES, LLC	8344				2,201.45	3,736.33	1,957.70	1,955.63		9,851.11
WINTERS, HEATHER	7584							182.78		182.78
WISECARVER, COLLETTE	8381					150.00				150.00
WITTMAN ENTERPRISES, LLC	8022	5,068.50	5,099.50	4,665.50	3,162.00	2,743.50	4,479.50	4,154.00	4,402.00	33,774.50
WOOD, RONALD & JUDY	7868							146.35		146.35
WOODARD & CURRAN, INC	7220	36,345.00					6,922.50			43,267.50
WRCOG	2690				3,941.09	13,101.46				17,042.55
WRIGHT, RALPH	7846								107.50	107.50
XENIA PACIFIC, INC	6662	1,066.19	1,630.00		2,665.19	58.19	96.98	522.59	121.22	6,160.36
XYLEM DEWATERING SOLUTIONS, INC	6011				560.00					560.00
YBARRA, ROBERT & KIMBERLY	8682							179.23		179.23
YORK, RICHARD	7376							121.97		121.97
YOUNG, CARLA	5375			300.00		251.75				551.75

Vendor By Period

Vendor Name	Vendor No	1	2	3	4	5	6	7	8	
YOUNG, CHRISTY	8656					195.00				195.00
YUNEX, LLC	8096					1,448.00				1,448.00
ZENCITY TECHNOLOGIES US, INC	8190								42,000.00	42,000.00
ZENNER PERFORMANCE METERS, INC	6499	4,625.42		48,033.76		1,900.41				54,559.59
ZIGLER, STANLEY	8622				2,400.00					2,400.00
ZOELLER, SUSAN	5471					195.00				195.00
ZOHO CORPORATION	8097	3,940.00								3,940.00
Grand Total		14,515,171.50	12,774,172.41	9,934,065.65	8,603,459.02	5,796,676.26	7,280,903.60	5,939,879.15	5,305,196.66	70,149,524.25

Fund Balance By Period

	Ending FY 2021-22	Preliminary FY 2022-23	Period 1 FY 2023-24	Period 2 FY 2023-24	Period 3 FY 2023-24	Period 4 FY 2023-24	Period 5 FY 2023-24	Period 6 FY 2023-24	Period 7 FY 2023-24	Period 8 FY 2023-24
GOVERNMENTAL FUNDS	**16,871,095**	**13,193,745**	**10,742,966**	**8,292,738**	**6,806,642**	**6,895,314**	**6,495,545**	**5,570,591**	**6,653,359**	**7,449,205**
GENERAL FUND	***9,820,215***	***5,307,257***	***3,866,145***	***2,457,262***	***1,263,107***	***745,498***	***469,765***	***(294,213)***	***803,764***	***1,617,799***
(001) GENERAL FUND	8,335,828	3,588,279	2,147,167	738,284	(452,525)	(970,134)	(1,245,867)	(2,006,500)	(908,523)	(94,488)
(002) DEVELOPER DEPOSIT FUND	(44,323)	(51,168)	(51,168)	(51,168)	(54,323)	(54,323)	(54,323)	(57,477)	(57,477)	(57,477)
(005) ADMIN ALLOWANCE FUND	1,522,660	1,764,037	1,764,037	1,764,037	1,763,846	1,763,846	1,763,846	1,763,655	1,763,655	1,763,655
(300) CITY ADMINISTRATION DEBT SVC FUND	6,051	6,110	6,110	6,110	6,110	6,110	6,110	6,110	6,110	6,110
SPECIAL REVENUE FUNDS	***1,889,212***	***2,397,368***	***1,611,935***	***592,187***	***212,153***	***721,475***	***673,119***	***518,667***	***503,302***	***486,913***
(100) GAS TAX STREET FUND	(83,395)	(145,388)	(238,211)	(170,949)	(578,871)	(507,903)	(553,665)	(772,774)	(800,113)	(808,384)
(101) MEASURE A STREET FUND	613,837	1,332,739	946,250	368,256	422,979	484,418	464,979	520,075	457,626	457,626
(102) RMRA (SB1) GAS TAX FUND	760,795	523,603	252,481	(162,686)	(144,874)	(84,195)	(15,786)	38,886	95,248	95,248
(110) CDBG FUND	(49,374)	(49,533)	(69,454)	(69,454)	(92,141)	(92,141)	(103,381)	(104,132)	(83,802)	(83,802)
(111) LANDSCAPE MAINTENANCE FUND	80,231	76,854	68,412	58,586	42,618	32,990	23,059	6,867	73,957	64,711
(132) AIR QUALITY IMPROVEMENT FUND	440,420	284,303	291,175	291,175	291,088	291,088	287,788	287,701	283,937	303,048
(140) ASSET FORFEIT-POLICE FUND	1,852	1,871	1,899	1,899	1,899	1,899	1,899	1,899	1,899	1,899
(148) SUPPLEMENTAL LAW ENFORCEMENT FUND	11,026	13,110	19,071	(1,981)	(1,981)	(1,981)	(1,981)	(1,981)	(1,981)	(1,981)
(150) STATE PARK BOND ACT FUND	0	(88)	(88)	(88)	(95)	(95)	(95)	(102)	(102)	(102)
(200) SPECIAL DONATION FUND	31,405	36,526	36,566	36,791	36,465	36,465	38,471	38,345	38,645	38,645
(201) SENIOR CENTER ACTIVITIES FUND	48,412	53,297	54,668	55,128	55,274	55,645	56,685	57,289	60,046	60,523
(202) ANIMAL CONTROL RESERVE FUND	0	(88)	(88)	(88)	(95)	(95)	(95)	(102)	(102)	(102)
(203) POLICE VOLUNTEER FUND	4,023	5,265	5,342	5,342	5,292	5,292	5,292	5,242	5,242	5,242
(221) CSCDA-CFD 2020-02 ATWELL	29,981	264,898	264,898	264,898	264,898	590,693	590,693	590,693	590,693	590,693
(222) ARPA-AMERICA RESCUE PLAN	0	0	(20,985)	(84,641)	(90,302)	(90,604)	(120,743)	(149,238)	(217,890)	(236,350)
CAPITAL IMPROVEMENT FUNDS	***5,161,667***	***5,489,119***	***5,264,885***	***5,243,288***	***5,331,381***	***5,428,340***	***5,352,660***	***5,346,136***	***5,346,292***	***5,344,492***
(400) POLICE FACILITIES DVLP FUND	227,480	264,639	268,577	273,377	279,307	291,307	292,507	293,659	293,659	293,659
(410) FIRE FACILITIES DEVELOPMENT FUND	1,291,756	1,325,157	1,345,129	1,348,113	1,409,128	1,416,588	1,417,334	1,418,027	1,418,027	1,418,027
(420) TRAFFIC CONTROL FUND	1,896,125	1,998,165	2,028,262	2,041,901	2,056,631	2,090,730	2,094,140	2,097,376	2,097,376	2,095,576
(430) GENERAL FACILITIES FUND	521,210	543,219	551,374	493,078	497,454	502,664	417,809	402,661	402,817	402,817
(444) WILSON MEDIAN FUND	397,235	401,056	407,108	407,108	407,074	407,074	407,074	407,040	407,040	407,040
(451) PARK DEVELOPMENT FUND	193,889	303,284	10,836	26,112	28,210	66,400	70,219	73,818	73,818	73,818
(470) CAPITAL IMPROVEMENT FUND	633,974	653,601	653,601	653,601	653,579	653,579	653,579	653,557	653,557	653,557
PROPRIETARY FUNDS	**149,973,540**	**156,904,798**	**156,771,314**	**154,851,351**	**154,935,445**	**153,206,602**	**154,402,275**	**154,946,477**	**155,566,810**	**156,563,809**
ENTERPRISE FUNDS	***59,029,063***	***59,293,015***	***60,921,171***	***59,599,652***	***58,418,079***	***57,824,972***	***58,543,594***	***57,011,352***	***57,190,074***	***57,421,659***
(600) AIRPORT FUND	2,527,340	2,334,590	2,330,054	2,319,242	2,293,581	2,276,611	2,225,526	2,191,178	2,180,293	2,170,257
(610) TRANSIT FUND	(783,639)	(1,158,790)	(925,593)	(2,667,492)	(3,114,065)	(3,078,712)	(3,133,696)	(3,637,757)	(3,749,502)	(3,857,065)
(670) ELECTRIC FUND	74,889,315	80,120,258	81,123,141	81,671,817	81,363,565	81,099,574	81,827,039	80,795,641	81,056,599	81,317,110
(672) RATE STABILITY FUND	6,549,849	6,614,955	6,714,767	6,714,767	6,714,767	6,714,767	6,714,767	6,714,767	6,714,767	6,714,767
(673) ELECTRIC IMPROVEMENT FUND	(7,480,176)	(12,490,895)	(12,621,555)	(12,831,521)	(13,177,646)	(13,576,203)	(13,005,013)	(13,008,463)	(13,038,463)	(13,038,463)
(674) ELECTRIC REVENUE BOND PROJECT FUND	649,348	646,486	646,486	646,486	646,486	646,486	646,486	646,486	646,486	646,486
(675) PUBLIC BENEFIT FUND	1,331,681	1,027,899	1,063,314	1,096,898	1,135,675	1,141,547	1,122,352	1,134,641	1,135,528	1,158,508
(678) ELECTRIC REVENUE BOND DEBT SERVICE FUND	(24,231,834)	(22,853,229)	(22,853,229)	(22,853,229)	(22,855,979)	(22,855,979)	(23,367,501)	(23,367,501)	(23,367,501)	(23,367,501)
(690) REFUSE FUND	5,577,178	5,051,740	5,443,785	5,502,683	5,411,694	5,456,880	5,513,633	5,542,359	5,611,866	5,677,559

Fund Balance By Period

	Ending FY 2021-22	Preliminary FY 2022-23	Period 1 FY 2023-24	Period 2 FY 2023-24	Period 3 FY 2023-24	Period 4 FY 2023-24	Period 5 FY 2023-24	Period 6 FY 2023-24	Period 7 FY 2023-24	Period 8 FY 2023-24
ENTERPRISE - BANNING UTILITY AUTHORITY FUNDS	***96,217,562***	***104,903,491***	***106,670,435***	***106,724,150***	***107,012,678***	***106,389,660***	***107,319,638***	***107,462,964***	***108,432,859***	***109,496,734***
(660) WATER FUND	72,038,004	77,585,924	78,555,126	79,650,712	79,599,893	80,243,083	80,981,154	81,103,328	81,594,869	82,189,010
(661) WATER CAPITAL FACILITIES FUND	4,665,749	4,556,272	4,547,763	3,260,214	3,424,893	3,486,914	3,363,088	3,295,699	3,292,242	3,269,834
(662) IRRIGATION WATER FUND	1,343,401	1,356,780	1,377,289	1,377,289	1,377,289	1,377,289	1,377,289	1,377,289	1,377,289	1,377,289
(663) BUA WATER CAPITAL PROJECT FUND	1,582,683	1,586,239	1,586,239	1,586,239	1,586,239	1,586,239	1,586,239	1,586,239	1,586,239	1,586,239
(666) WATER PARTICIPATON CTF 86 FUND	1,821,965	1,821,965	1,821,965	1,821,965	1,821,965	1,821,965	1,821,965	1,821,965	1,821,965	1,821,965
(667) WATER PARTICIPATION CTFS-8 FUND	2,061,247	2,061,247	2,061,247	2,061,247	2,061,247	2,061,247	2,061,247	2,061,247	2,061,247	2,061,247
(669) BUA WATER DEBT SERVICE FUND	(20,599,430)	(19,381,148)	(19,381,148)	(19,381,148)	(19,383,898)	(20,970,554)	(20,970,554)	(20,970,554)	(20,970,554)	(20,970,554)
(680) WASTEWATER FUND	14,312,697	15,367,783	15,842,711	16,039,254	16,188,186	16,638,333	16,906,590	16,969,543	17,421,540	17,884,916
(681) WASTEWATER CAPITAL FACILITY FUND	10,318,298	10,595,161	10,754,808	10,775,052	10,775,052	10,810,479	10,830,723	10,830,723	10,834,800	10,834,800
(682) WASTEWATER TERTIARY FUND	7,088,860	7,565,991	7,709,250	7,738,141	7,766,627	7,799,675	7,826,907	7,855,245	7,883,296	7,912,062
(683) BUA WASTEWATER CAPITAL PROJECT FUND	2,221,716	2,182,283	2,182,283	2,182,283	2,182,283	2,182,283	2,182,283	2,182,283	2,179,969	2,179,969
(685) STATE REVOLVING LOAN FUND	518,961	524,120	532,028	532,028	532,028	532,028	532,028	532,028	532,028	532,028
(687) WASTEWATER PARTICIPATION CTFS 89	2,300,530	2,300,530	2,300,530	2,300,530	2,300,530	2,300,530	2,300,530	2,300,530	2,300,530	2,300,530
(689) BUA WASTEWATER DEBT SERVICE FUND	(3,457,120)	(3,219,657)	(3,219,657)	(3,219,657)	(3,219,657)	(3,479,852)	(3,479,852)	(3,482,602)	(3,482,602)	(3,482,602)
INTERNAL SERVICE FUNDS	***(5,273,085)***	***(7,291,708)***	***(10,820,292)***	***(11,472,451)***	***(10,495,312)***	***(11,008,030)***	***(11,460,957)***	***(9,527,839)***	***(10,056,123)***	***(10,354,584)***
(700) RISK MANAGEMENT FUND	(2,835,329)	(4,474,487)	(7,341,803)	(7,428,225)	(7,580,377)	(7,797,713)	(7,849,369)	(7,241,470)	(7,289,312)	(7,213,161)
(702) FLEET MAINTENANCE FUND	625,493	155,972	51,620	(78,325)	290,991	286,373	180,217	576,469	479,847	363,464
(703) INFORMATION SYSTEMS SERVICE FUND	(1,033,189)	(1,169,681)	(1,451,872)	(1,704,938)	(1,801,183)	(1,929,863)	(1,983,678)	(2,029,291)	(2,101,213)	(2,190,868)
(704) BUILDING MAINTENANCE	-	-	(35,479)	(65,155)	280,329	252,929	210,969	572,592	563,461	541,347
(705) SUPPORT SERVICES	-	-	(154,373)	(187,676)	(94,011)	(112,181)	(220,273)	16,966	(186,612)	(218,178)
(761) UTILITY BILLING ADMINISTRATION FUND	(2,030,059)	(1,803,511)	(1,888,384)	(2,008,131)	(1,591,060)	(1,707,574)	(1,798,822)	(1,423,104)	(1,522,293)	(1,637,187)
SUCCESSOR AGENCY FUNDS	**(7,918,718)**	**(7,079,322)**	**(7,067,349)**	**(8,830,494)**	**(8,871,610)**	**(8,889,704)**	**(8,906,376)**	**(8,950,113)**	**(8,402,865)**	**(8,978,381)**
(805) REDEVELOPMENT OBLIGATION RETIREMENT FUND	1,677,135	1,869,623	1,869,623	1,869,623	1,869,604	1,869,604	1,869,604	1,869,585	2,422,531	2,422,531
(810) SUCCESSOR AGENCY LOW/MOD FUND (HOUSING AGENCY)	1,835,265	1,683,301	1,695,274	1,673,490	1,642,535	1,627,191	1,610,519	1,577,145	1,573,396	1,422,076
(830) SUCCESSOR AGENCY DEBT SERVICE FUND	(24,537,029)	(23,536,535)	(23,536,535)	(25,297,396)	(25,297,495)	(25,300,245)	(25,300,245)	(25,300,344)	(25,300,344)	(25,724,540)
(840) BEA CAPITAL PROJECTS FUND	3,694,093	3,496,756	3,496,756	3,496,756	3,488,007	3,488,007	3,488,007	3,479,056	3,477,107	3,477,107
(841) BEA LOW/MOD CAPITAL PROJECTS FUND	545,815	545,707	545,707	545,707	545,696	545,696	545,696	545,685	545,685	545,685
(850) SUCCESSOR AGENCY ADMIN FUND	8,866,004	8,861,827	8,861,827	8,881,327	8,880,044	8,880,044	8,880,044	8,878,761	8,878,761	8,878,761
Grand Total	**158,925,917**	**163,019,221**	**160,446,931**	**154,313,595**	**152,870,477**	**151,212,212**	**151,991,444**	**151,566,955**	**153,817,304**	**155,034,633**

CITY OF BANNING
STAFF REPORT

TO:	**CITY COUNCIL**
FROM:	**Douglas Schulze, City Manager**
PREPARED BY:	**Laurie Sampson, Assistant City Manager** **Derek Thesier, Acting Police Chief**
MEETING DATE:	**March 26, 2024**
SUBJECT:	**Receive and File Police Department Statistics for the Month of February 2024.**

RECOMMENDATION:

Receive and file Police Department statistics for the month of February 2024.

BACKGROUND:

The Banning Police Department provides statistics to the public and City Council upon request.

JUSTIFICATION:

Statistics tell a city how many police officers need to be on the street, what crimes are being committed, and reveal increases and decreases in specific crimes. Also, cities get funding in part on their crime rates. If a federal crime bill passed, the Government needs to know which cities could benefit the most from those funds, and some cities have been rewarded financially for drastically lowering rates of crime.

FISCAL IMPACT:

None

ALTERNATIVES:

Providing statistics keeps the Council, staff, and residents apprised of current police activities. If the statistics are not presented to the Council on a regular basis, then they should be provided on another platform.

ATTACHMENTS:

1. STATS-FEBRUARY.pdf

BANNING POLICE DEPARTMENT
FEBRUARY, 2024

CRIME	Feb-24	Feb-23	% CHGE	YTD-24	YTD-23	% CHGE
PART 1 CRIMES						
Homicide	0	0	0%	0	0	0%
Rape	1	1	0%	1	0	100%
Robbery	0	1	-100%	0	1	-100%
Assaults Agg/Simp	28	21	33%	0	21	-100%
Burglary	4	14	-71%	0	14	-100%
Vehicle Theft	3	10	-70%	0	10	-100%
Larceny	17	21	-19%	0	21	-100%
OTHER						
Narcotics	10	15	-33%	0	15	-100%
DUI	0	1	-100%	0	1	-100%
T/C Non-Injury	21	13	62%	0	13	-100%
T/C Injury	0	1	-100%	0	1	-100%
T/C Fatal	0	0	0%	0	0	0%
Citations	77	62	24%	0	62	-100%
Total Incidents	2752	2557	8%	0	2557	-100%

CITY OF BANNING
STAFF REPORT

TO:	**CITY COUNCIL**
FROM:	**Douglas Schulze, City Manager**
PREPARED BY:	**Laurie Sampson, Assistant City Manager** **Todd Hopkins, CALFIRE Division Chief**
MEETING DATE:	**March 26, 2024**
SUBJECT:	**Receive and File Fire Protection Services Statistics for the Month of February 2024**

RECOMMENDATION:

Receive and file Fire Department statistics for the month of February 2024.

BACKGROUND:

City Council has requested CalFire's Riverside County Division, which provides fire protection services in the City of Banning, provide specific reports to the public and City Council on a monthly basis.

JUSTIFICATION:

Many fire and EMS departments store and analyze statistical data, which can provide a detailed analysis of the types of responses their organization is called to assist. This information is critical to elevating the level of service provided by the fire department.

FISCAL IMPACT:

None

ALTERNATIVES:

Providing statistics keeps the Council, staff, and residents apprised of current fire and paramedic activities. If the statistics are not presented to the Council on a regular basis, then they should be provided on another platform.

ATTACHMENTS:

1. Fire Statistics - February 2024

Riverside County Fire Department/ CAL FIRE

Jurisdiction Summary for City of Banning

Bill Weiser

Fire Chief

2/1/2024 to 2/29/2024

Incident Response Activity

***At least 1 Resource Dispatched**

Incident Type	#
Com Fire	1
False Alarm	17
Haz Mat	1
Medical	354
Other Fire	2
Public Service Assist	42
Res Fire	1
Ringing Alarm	1
Standby	3
Traffic Collision	23
Vehicle Fire	1
Wildland Fire	2
Incident Total	**448**

Average Enroute to On-Scene Time

***Units Responding Charlie, Delta, Bravo, Echo, Code 3**

<5 Minutes	206
+5 Minutes	105
+10 Minutes	19
+20 Minutes	2
Average Min	5.11
% 0 to 5 Min	62.05

Enroute Time: Unit has been acknowledged as responding.
On-Scene Time: Unit has been acknowledged as being On-Scene.

Transport

***Based on Units with a Transport time**

	0
Total:	**0**

Mutual Aid

***Unit responses**

Jurisdiction Units Responses

Engine	410
Total:	**410**

Mutual Aid Given

Engine	222
Total:	**222**

Mutual Aid Received

	21
Breathing Support	1
Brush	9
Chief	11
Engine	80
Environmental Health	1
PIO	1
Squad	48
Total:	**172**

Truck Report

recorded 0 responses in from 2/1/2024 1:40:09 PM to 2/29/2024 1:40:09 PM

Significant Incidents

24CARRU024743

2/16/2024 6:49:00AM

CAL Fire/ Riverside County Firefighters responded to a reported structure fire at the above address. First unit at scene reported a single story, single family dwelling with light smoke showing from the exterior. Crews encountered heavy hoarder conditions while trying to gain entry. Once crews were able to gain entry, they were able to contain the fire to the kitchen area with smoke damage in the entire structure.

Building and safety was notified and responded to the incident.

CITY OF BANNING
STAFF REPORT

TO:	**CITY COUNCIL**
FROM:	**Douglas Schulze, City Manager**
PREPARED BY:	**Art Vela, Public Works Director**
MEETING DATE:	**March 26, 2024**
SUBJECT:	**Public Works Capital Improvement Project Tracking List**

RECOMMENDATION:

Receive and file.

BACKGROUND:

There are several planning, environmental, design and construction contracts that have been approved by City Council and/or the City Manager's office that are being managed by the Public Works Department. In an effort to keep the City Council and the public informed of the progress made and current status of each project, staff has prepared and will continue to update the attached Public Works CIP Tracking List. The list will be presented to City Council on a monthly basis.

JUSTIFICATION:

This recurring item is provided to keep City Council and the public apprised of progress on certain projects.

FISCAL IMPACT:

Not applicable.

ALTERNATIVES:

Not applicable.

ATTACHMENTS:

1. CIP Tracking Update.pdf

PUBLIC WORKS CAPITAL IMPROVEMENT PROJECTS (CIP) TRACKING SHEET

Category	Project #	Project Name	Phase	% Completed	Tasks Completed	Current Tasks	Future Tasks	Tentative Completion Date	Project Budget
Streets	2023-17	Hargrave Grade Separation	PA&ED	0%	FAR Grant Application	FAR Agreement. Preparation of RFP for environment/design services	Bidding for environmental/design services	12/30/27	$ 5,000,000
Streets	2024-01	Citywide Street Overlay and Slurry Seal	PS&E and Construction	15%	Streets Selection and Cost Estimates	Prepare Final Documents for Bid	Bidding, Awarding Construction Contract	9/1/24	$ 1,513,000
Streets		Highland Springs Avenue Interchange	PA&ED	10%	Highway Safety Manaul segmentation existing condition; aerial topo mapping; traffic volume report; Environmental Purpose/Need Statement; Air/Noise memos;	Geometric development; utility agency data collection; Traffic Operations Analysis Report; Enviro. Technical Reports;	Design Standard Risk Assessment; Value Analysis Report; Geometric Approval Document; R/W Data Sheets; Transp. Management Plan	8/1/25	$ 2,900,000
Streets	2020-04	Sun Lakes Blvd Extension	CEQA, PS&E	50%	Council has approved a redesign in order to comply with Kinder Morgan's requirements.	Revise Street Alignment and Update Storm Drain Layout	Revise Environmental documentation and Perform Sediment Transport Analysis	8/1/24	$ 1,248,026
Streets	-	Traffic Signalization of 8th Street/I-10 Interchange	Design/Permits	90%	Design well underway. Submittal of encroachment permit application to Caltrans. Caltrans approval on TOAR and concepts.	Design drawings have been resubmitted to Caltrans and awaiting a response.	Resubmitted to Caltrans if needed. Caltrans encroachment permit issuance.	6/1/24	$ 1,081,000
Streets	2022-05	HSIP Cycle 10 Omar/Ramsey Intersection Improvements	Design	95%	Project Approved for Funding by the State. Proposal solicitation. Contract award.	90% Plans sent to WEBB for corrections	Final Plans, Specs and Cost Estimate	6/1/24	$ 59,698
Streets	2023-04	HSIP Cycle 10 Ramsey Street Pedestrian Safety Improvements	Design	90%	Project Approved for Funding by the State. Project Awarded.	90% Plans sent to STC for corrections	Final Plans, Specs and Cost Estimate	6/1/24	$ 64,780
Streets	2023-09	HSIP Upgrade 17 Traffic Signals Hardware	PS&E	5%	Project approved for funding by Caltrans	RFP sent to Purchasing for Advertising	Award Contract	6/30/24	$ 433,900
Streets	2023-10	HSIP Pedestrian Crossings Upgrades at 19 Intersection	PS&E	2%	Project approved for funding by Caltrans	Working on RFP	Send to purchsing for advertizing	6/30/24	$ 585,000
Streets	2023-11	HSIP Wilson St & 12 St Intersection Upgrade	PS&E	2%	Project approved for funding by Caltrans	Working on RFP	Send to purchsing for advertizing	6/30/24	$ 277,000
Streets	2023-05	San Gorgonio/UPRR Pedestrian Crossing	Design	65%	Amendment 2 CC Approval. 65% Plans complete	CASC revision of plans per UPRR request	90% Plans Submittal	6/1/24	$ 230,000
Streets	2022-10	LED Message Board Sign	Design	10%	Received Proposal from BOA Architecture. City Council approval.	Conceptual Drawings Review by Downtown Ad Hoc Committee	30% Plans Submittal	On Hold	$ 64,700
	2021-06	CNG Station	Design/Const	5%	Project kicked off, reviewed submittals for key equipment with long lead times	Developing stie plan; utility coordination.	Finalize site plan/layout; proceed with design; equipment procurement.	6/1/24	$ 3,900,000
Water	2018-02W	New Domestic Water Well C8 (Phase 1: Pilot well drilling and testing)	Construction	100%	Notice of Completion Filed	Release of Retention		Completed	$ 2,399,601
Wastewater	2022-01WW	Wastewater Treatment Plant and Recycled Water Improvments	Planning/Design	20%	Treatment tech research and selection; BOR grant applications; Feasibility Study	Develop RFQ for Progressive Design Build delivery; identifying/selection of funding options.	Shortlist contractors from the RFQ process; development and solicitation of RFP.	6/1/25	$ 1,576,432
Wastewater	2020-08WW	WWTP Equalization Basin	Design/CEQA	55%	City Council has approved a redesign related to value engineering. Re-design has been kicked off.	60% design in progress.	Submittal and review of 60% design drawings	9/1/24	$ 362,866
Water	2023-02W	Barbour Water Line Replacement	Design	90%	City Review of Alignemnent and Profile	90% plans submitted to ERSC for review	Final Plans, Specs and Cost Estimate	6/30/24	$ 111,521
Water	2023-15	Ramsey Street Water Line	Design	20%	Contract awarded and kick off meeting held.	Preliminary Design	60% design submittal	8/30/24	$ 250,000
Water	2022-07W	Well M12A (Phase I Pilot well drilling and testing)	Construction	15%	Conductor casing installed; commenced drilling of pilot borehole and reached depth of 1,003 feet; began airlifting and taking water samples.	Well testing and development	Mechanical well development; pumping and surging; well testing; well disinfection and demobilization.	2/1/25	$ 2,254,005
Water	2017-15W	Water Main Replacement Location 3	Design	10%	Original Design Completed.	Kick off meeting for redesign	Final Revised Design	6/30/24	$ 20,000
Facility	2023-16	Opportunity Village Sound Wall	Design	5%	Project kicked off.	Surveying and utility research. Soundwall material research	Prepare and submit 30% design.	9/1/24	$ 103,486
Facility	2023-14	Dump Site Electronic Gate	Construction	0%	Bid Docs	Bidding	Award Contract	8/1/24	$ 65,000
Facility	2023-06	Lions Park Non-Potable Water Conversion	Design	0%	Completed development of RFP	Waiting on PO	Kick off meeting	8/1/24	$ 98,500

PUBLIC WORKS CAPITAL IMPROVEMENT PROJECTS (CIP) - FUNDED BY TRI POINTE, ELIGIBLE FOR DIF CREDITS

Category	Project #	Project	Phase	% Completed	Tasks Completed	Current Tasks	Future Tasks	Tentative Completion Date	Project Budget
Non-potable		Non-potable Reservoir at WWTP	Design	95%	Kickoff Meeting; Reservoir Sizing Calculations; 30% Design; 60% Design	90% Plans and Specs	100% PS&E	4/1/24	DIF Credits, TBD
Non-potable		Recycled Water Booster Station at WWTP	Design	95%	Kickoff Meeting; Conceptual Design; Verification of Lions Park peak demands, 30% Design; 60% Design	90% Plans and Specs, hydraulic analysis and control strategy, pump configuration and pipe sizing adjustments	100% PS&E	4/1/24	DIF Credits, TBD
Non-potable		Booster Station and Reservoir on Lincoln	Design	95%	Kickoff Meeting; Conceptual Design; Verification of expected operating pressures and demands, 30% Design; 60% Design	adjustments to pump configurations and control strategy	100% PS&E	4/1/24	DIF Credits, TBD

CITY OF BANNING
STAFF REPORT

TO: **CITY COUNCIL**

FROM: **Douglas Schulze, City Manager**

PREPARED BY: **Adam Rush, Community Development Director**

MEETING DATE: **March 26, 2024**

SUBJECT: **Receive and File Code Enforcement Update and Statistics for the Month of February 2024**

RECOMMENDATION:

Receive and file Code Enforcement statistics for the month of February 2024.

BACKGROUND:

The City's Code Enforcement Division ("Code") is currently staffed three full-time officers that are responsible for enforcement of the City's Municipal Code with cases that range from lack of a business license, to unsafe buildings, to street vendors and much more. Within the Code Enforcement Division, the City employs two Code Enforcement Officers, responsible for managing and organizing over 900 open cases, and a Supervising Officer. In addition to the typical code enforcement duties and responsibilities (e.g., unsafe buildings, unpermitted land use, no business license, construction without permit, and unregistered food vendors, just to name a few) Code Enforcement is also responsible for compliance with Fire Hazard/Weed Abatement. This Program includes the investigations, patrol, noticing, enforcement, and remediation of over 650 vacant lots, of potential fire hazards, the invoicing costs to the property owners for service rendered by the city's contractors. The Weed Abatement Officer notifies all property owners for the Summer and Fall fire seasons, which leaves two officers for Nuisance Complaints, which is before the traditional fire season begins. These duties, while important, reduce their ability to handle the day-to-day functions of other Code Enforcement duties by half. Code Enforcement activities typically do not recoup the cost associated with labor, nuisance abatement, and legal fees to name a few, through the collection of administrative citations and penalties. Revenue from code cases can be delayed months or years given the manner in which fines and penalties are assessed and ultimately collected, which will be mitigated by the Introduction of the Lien Reimbursement Ordinance. Further, the City is missing out on a potential revenue source associated with the Abandoned Vehicle Abatement (AVA) program administered by the California Highway Patrol and Riverside County. Code Enforcement requires additional staffing to enforce AVA Compliance.

	MONTH	**YEAR-TO-DATE (YTD)**
Cases Investigated	87	135
Cases Closed	57	146
All Open Cases	34	80
Citations Paid	$0	$0
Notices to Abate	4	4
Red Tagged Properties	2	4
Apply or Release Lien/Pendency	2	4

Civic Plus Inquiries	2	46
Public Records Request	7	33

JUSTIFICATION:

- The Code Enforcement Division is fully staffed with two Code Officers and one Code Supervisor. The current open case load, in combination with additional responsibilities such as: (1) Ramsey Street Beautification; (2) Enforcement of Unpermitted Mobile Food Vendors (3) Shopping Cart Retrieval; (4) Maintenance of Abandoned Buildings; and (5) Initiation of Litigation Proceedings for chronically non-compliant public nuisances and unsafe structures.
- Three Code Enforcement Officers completed a weeklong continuing education training in Monterey, CA in November to keep their California Association of Code Enforcement Officers (CACEO) certifications current and active.
- Receivership lawsuits are being drafted for thirteen (13) additional non-compliant properties that pose serious threats to the public health, safety, and welfare.

FISCAL IMPACT:

Preparation of this report did not incur any additional costs.

ALTERNATIVES:

None

CITY OF BANNING
STAFF REPORT

TO:	**CITY COUNCIL**
FROM:	**Douglas Schulze, City Manager**
PREPARED BY:	**Laurie Sampson, Assistant City Manager**
MEETING DATE:	**March 26, 2024**
SUBJECT:	**Receive and File Contracts Approved Under the City Manager's Signature Authority and Inventory Reports**

RECOMMENDATION:

Receive and file.

BACKGROUND:

Per Purchasing Policy B-30, 3-105(5), written notification by the Purchasing Officer of all City Manager approved contracts will be provided quarterly to the City Council for review, and 16-107(3), The City Manager, or his designated representative, shall make a monthly written report to the City Council as to all Change Orders approved by the City Manager during the month, and of all possible future Change Orders that may appear probable prior to the next monthly report. At a minimum, the City Manager shall provide the Council with the name and nature of the contract, all Change Orders approved during that month, the reason for the Change Orders, the cumulative amount of the Change Orders for that contract, and any additional information the Council requests.

JUSTIFICATION:

While the policy requires contracts signed under the City Manager's signature authority be submitted to City Council on a quarterly basis, it is staff's intent to submit these reports on a monthly basis to provide continuity with other monthly reports submitted to Council.

FISCAL IMPACT:

None

ALTERNATIVES:

Failure to provide this report to the City Council would result in the City being out of compliance with Purchasing Policy B-30,3-105(5).

ATTACHMENTS:

1. 2024 - February contract report for Mar 2024 CC mtg.pdf

Contracts Approved Within City Manager Signature Authority

FOR MONTH OF FEBRUARY 2024

City Manager Approval Date	Vendor Name	Description of Item/Service	Contact Award Total	Department/ Division	Comments
2/14/2024	West & Associates	Water Supply Assessment Sunset Crossroads	$ 7,700.00	PW - Engineering	
2/6/2024	AB Fence	Lions Park Field 3 Backstop	$ 2,810.00	CS - Parks	CUPCCAA
2/5/2024	SoCal West Coast Electric Inc	Install Electricity to four new pallet shelter at Opportunity Village	$ 5,294.00	PW - Engineering	CUPCCAA
2/12/2024	Blais and Associates	Grant Writing Svcs for WWTP CA SWRCB SRF Application	$ 24,675.00	PW-Wastewater	
2/15/2024	Land Engineering Consultants	Water Main Replacement Design	$ 20,000.00	PW-Water	
2/19/2024	Most Dependable Fountains, Inc.	440 SMSS ADA Drinking Fountains	$ 34,580.12	Parks & Rec	CUPCCAA
2/20/2024	Vision Security Systems	Cameras and Security for Opp Village	$ 18,792.74	CM	CUPCCAA
2/21/2024	Desert View Power	1383 PCA Sale Agreement	$ 20,000.00	PW - Refuse	
2/20/2024	ESRI	ArcGIS subscription with Smartgov	$ 1,530.00	CD - Planning	SAAS
2/29/2024	TurboData	Parking Citations Processing	$ 3,000.00	Police Dept	SAAS
2/29/2027	Wildlife Services	Gopher and Squirrel Services at Parks	$ 6,250.00	CS - Parks	

Change Orders Approved Within City Manager Signature Authority					
FOR MONTH OF FEBRUARY 2024					
Date	Vendor Name	Description of Item/Service	Contact Award Total	Change Order	Comments
2/6/2024	TKE Engineering	Amendment No 1 Design Svsc for the Barbour Street Water Main Replacement	$ 111,521.25	$ -	Term Extension only

INVENTORY PURCHASES OVER $25K				
FEBRUARY 2024				
Date	Vendor Name	Description of Item/Service	Contact Award Total	Department
2/7/2024	All Phase	Concrete Vault Base & Cover 60" x 102"	30,499.39	Electric

CITY OF BANNING
STAFF REPORT

TO:	**CITY COUNCIL**
FROM:	**Douglas Schulze, City Manager**
PREPARED BY:	**Kevin Sin, Senior Civil Engineer** **Art Vela, Director of Public Works**
MEETING DATE:	**March 26, 2024**
SUBJECT:	**Consideration of Completion of Various Improvements Related to the Atwell Specific Plan Development and Authorization the 90% Bond Exoneration**

RECOMMENDATION:

Accept as complete various improvements related to the Atwell Specific Plan Development and authorize a 90% bond exoneration.

BACKGROUND:

On December 10, 2019, City Council adopted Resolution 2019-154 approving Final Tract Map No. 37474 (PA 3), releasing the map for recordation; authorizing staff to sign the subdivision improvement agreement and final tract map; and accepting the Performance and Labor and Material Bond for public improvements.

On December 10, 2019, City Council adopted Resolution 2019-151 approving Final Tract Map No. 37298-1, releasing the map for recordation; authorizing staff to sign the subdivision improvement agreement and final tract map; and accepting the Performance and Labor and Material Bond for public improvements.

On September 8, 2020, City Council adopted Resolution 2020-114 approving Final Tract Map Nos. 37390, 37390-1, 37390-2 and 37390-F (PA 6, PA 7 and PA 8), releasing the maps for recordation; authorizing staff to sign the subdivision improvement agreements and final tract maps; and accepting various Performance and Labor and Material Bonds for public improvements.

As conditions of approval for the Atwell Specific Plan development, Tri Pointe Homes was required to sign subdivision improvement agreements and to submit bonds to assure the City that the required public improvements are constructed according to City standards and specifications.

These public improvements included street and monumentation associated with tracts 37390-1 and 37390-2 (PA 6 and PA 7); tract 37474 (PA 3); and tract 37298-1 of the Atwell Specific Plan Development.

JUSTIFICATION:

Staff has verified through inspections that the required public improvements were completed per City standards and specifications and recommends that City Council accept the improvements as complete and authorize a 90% bond exoneration for the following bonds:

Bond #	Bond Amount	Improvements
CMS331808	$1,172,081.15	PA 3 Street
CMS331807	$1,649,464.90	Tr 37298-1 Off-site Wilson Street
CMS331840	$50,082.50	Tr 37298-1 Backbone Monumentation
CMS0339957	$29,957.50	PA 6 Monumentation
CMS0339956	$35,161.25	PA 7 Monumentation

The remaining 10% of the bond amounts will remain for a period of 12 months (maintenance period) at which point the 10% balance will be released and the improvements will become City owned and maintained improvements.

FISCAL IMPACT:

Not applicable

ALTERNATIVES:

Do not accept staff's recommendation and provide staff with additional direction.

ATTACHMENTS:

1. Atwell Tr 37474 (PA3) SIA and Bonds.pdf
2. Atwell Tract 37298-1 SIA and Bonds.pdf
3. Atwell Tract 37390-1 SIA and Bonds.pdf
4. Atwell Tract 37390-2 SIA and Bonds.pdf
5. Tr 37474 (PA3) Street Imp Plan.pdf
6. Tr 37298-1 Off-site Wwilson St Imp Plan.pdf

CITY OF BANNING

SUBDIVISION IMPROVEMENT AGREEMENT

* * * * * * SUBDIVISION REFERENCE DATA * * * * * *

[X] FINAL TRACT MAP NO. 37474 ("Final Map" herein)

[ ] PARCEL MAP NO. _____ ("Parcel Map" herein)

NAME OR TRACT NUMBER OF SUBDIVISION ("Subdivision" herein): ATWELL - 37474

NAME AND ADDRESS OF SUBDIVIDER(S): PARDEE HOMES
1250 CORONA POINTE CT, #600

CORONA, CA 92881

CITY COUNCIL RESOLUTION OF APPROVAL NO. 2019-154 ("Resolution of Approval" herein)

DATE(S) THAT IMPROVEMENT PLANS WERE APPROVED BY THE CITY ENGINEER: see dates below

IMPROVEMENT/PLAN NO.:
Sewer Imp Plans - Approved 7/08/2019
Water Imp Plans - Approved 7/08/2019
Street Imp Plans - Approved 6/26/2019
Storm Darin Imp Plans - Approved 6/26/2019

ESTIMATED TOTAL COSTS:

IMPROVEMENTS	$ 2,332,298.90
GRADING	$ NA
MONUMENTATION	$ 33,005.00
TOTAL:	$ 2,365,303.90

FORM OF IMPROVEMENT SECURITY:

[X] AAA Corporate surety bonds

[ ] Deposit of money

NAME AND ADDRESS OF CORPORATE SURETY (if applicable):

RLI Insurance Company
(Name of Corporate Entity)

6303 Owensmounth Ave. 10th Floor
(Street Address)

Woodland Hiils, CA 91367
(City) (State) (Zip)

SURETY BOND NUMBERS (if applicable):

Sewer Bond#CMS331811

Storm Drain Bond#CMS331810

Street Bond#CMS331808

Water Bond#CMS331809

Monumentation Bond#CMS331844

EFFECTIVE DATE OF AGREEMENT:

December 10, 2019
(to be inserted by City)

COMPLETION PERIOD: All public improvements (e.g. water, non-potable water, wastewater, streets, storm drain, etc.) of Tract Map No. 37474 shown on the approved plans for said tract map shall be completed within two years from the Effective Date of the Agreement.

* *

1. SUBDIVIDER'S OBLIGATION TO CONSTRUCT IMPROVEMENTS 2

2. INSPECTION OF WORK AND FINAL ACCEPTANCE 4

3. GUARANTEE AND WARRANTY OF THE IMPROVEMENTS 5

4. TIME EXTENSIONS 5

5. IMPROVEMENT SECURITY 6

6. REDUCTION OR RELEASE OF IMPROVEMENT SECURITY 7

7. INDEMNIFICATION OF CITY BY SUBDIVIDER 9

8. INSURANCE 11

9. OWNERSHIP OF THE IMPROVEMENTS 16

10. PREPARATION AND RECORDATION OF CC&RS 17

11. DEFAULT AND BREACH BY THE SUBDIVIDER AND REMEDIES OF THE CITY 17

12. RELATIONSHIP OF THE PARTIES 19

13. ASSIGNMENT 19

14. NOTICES 20

15. ENTIRE AGREEMENT 20

16. SEVERABILITY 20

17. INCORPORATION OF SUBDIVISION REFERENCE DATA AND RECITALS 20

18. GOVERNING LAW 20

19. EFFECTIVE DATE OF THE AGREEMENT 21

SUBDIVISION IMPROVEMENT AGREEMENT

THIS SUBDIVISION IMPROVEMENT AGREEMENT ("Agreement") is made and entered into by and between the City of Banning, a municipal corporation ("City"), and the Subdivider whose name and address is set forth above in the Subdivision Reference Data.

RECITALS

A. Subdivider has presented to the City for approval and recordation a Final Map, identified above in the Subdivision Reference Data, of a proposed subdivision pursuant to the Subdivision Map Act of the State of California and the City's ordinances and regulations as such ordinances and regulations are vested under the development agreement recorded in the official records of the County of Riverside on July 17, 2012 as Document No. 2012-0332888 ("Development Agreement") relating to the filing, approval and recordation of subdivision maps (collectively referred to herein as the "Subdivision Laws").

B. A tentative map of the Subdivision was previously approved by City, subject to the Subdivision Laws and to the City's standard requirements as vested under the Development Agreement and conditions of approval contained in the City Council's Resolution of Approval, a copy of which is on file in the Office of the City Clerk and which is incorporated herein by this reference.

C. The Subdivision Laws establish, as a condition precedent to the approval of a Final Map, that the Subdivider comply with the City Council's Resolution of Approval and either (i) complete, in compliance with applicable City standards, all of the improvements and land development work required by the Subdivision Laws and the City Council's Resolution of Approval; or (ii) enter into a secured agreement with the City to complete the improvements and land development work within a period of time specified by the City.

D. In consideration of approval of the Final Map for the Subdivision by the City Council, Subdivider desires to enter into this Agreement whereby Subdivider promises to install and complete, at its sole expense, except as otherwise provided in a credit/reimbursement agreement as provided for in the Development Agreement, all public improvement work required by the City as set forth on the Improvement Plans (as defined below) for the proposed Subdivision. Subdivider has secured this Agreement by improvement security required by the Subdivision Laws and approved by the City. In any conflict between the terms in this Agreement and the Development Agreement, the Development Agreement shall be the controlling document.

E. Improvement Plans, and related specifications, numbered as designated above in the Subdivision Reference Data, for the construction, installation and completion of the Improvements identified in Schedule A hereto, have been prepared by the Subdivider, approved by the City Engineer, and are on file in the office of the City Engineer. Said Improvement Plans, and related specifications, subsequently modified by the mutual written agreement of the parties, are hereby referred to as the "Improvement Plans" and are incorporated herein by this reference.

Any improvement to be constructed pursuant to the Improvement Plan is hereby referred to individually as an "**Improvement**" and collectively as the "**Improvements**".

NOW, THEREFORE, in consideration of the approval and recordation by the City Council of the Final Map of the Subdivision, Subdivider and City agree as follows:

1. SUBDIVIDER'S OBLIGATION TO CONSTRUCT IMPROVEMENTS

A. Subdivider shall, at its sole expense, unless otherwise provided in a credit/reimbursement agreement as provided for in the Development Agreement, and in compliance with the provisions of the Subdivision Laws, the Improvement Plans, conditions of approval of the Tentative Map, and all applicable City standards and fees, and in a good and workmanlike fashion, furnish, construct, install and guarantee (as set forth in Section 3) the Improvements, Grading, and Monumentation described on the tentative map and in the City Council's Resolution of Approval relating thereto (collectively, the "Improvements").

B. To the extent necessary to construct the Improvements, as determined by the City Engineer, the Subdivider shall acquire and dedicate, or pay the reasonable, documented cost of acquisition by City of, all rights-of-way, easements and other interests in real property for the construction or installation of the Improvements, free and clear of all liens and encumbrances. If the Subdivider is unable to acquire such rights-of-way, easements and other interests in real property by negotiation, then Subdivider shall, within 120 days of Final Map approval, enter into a condemnation agreement with City pursuant to Government Code Section 66462.5, by which the City will commence the process for the acquisition of the rights-of-way, easements or other real property.

C. Subject to any time extensions granted in accordance with Section 4, Subdivider shall complete all Improvements within its respective "Completion Period" specified in the Subdivision Reference Data; provided, however, that if the City Engineer reasonably determines in good faith that accelerated construction of the Improvements is essential in order to protect the public health, welfare and safety, the City Engineer shall give Subdivider not less than fifteen (15) business days' prior written notice to commence or accelerate installation and construction of such Improvements, or any portion thereof. The notice shall be in writing, and shall describe the work to be done by Subdivider, the time within which the work will commence, the period within which the work will be completed and identify the reasons that such early commencement is essential in order to protect the public health, welfare and safety. All or any portions of said Improvements may be required to be constructed or completed at a specified time, providing the foregoing criteria is met. If the Subdivider objects to the commencement or acceleration of the Improvements as specified by the City Engineer, Subdivider may appeal the decision of the City Engineer to the City Council. Any such appeal shall be filed with the City Clerk within 10 days after receipt by Subdivider of the written notice from the City Engineer.

D. If the Improvements to be constructed by Subdivider include monumentation, such monumentation shall be installed not later than thirty (30) days after the City's acceptance of all other Improvements pursuant to Section 2. As used herein,

"monumentation" shall mean the setting of survey monuments and tie points in accordance with the Subdivision Laws, and the delivery to the City Engineer of tie notes for said points.

E. Subdivider shall , at its sole expense, unless otherwise provided in a credit/reimbursement agreement as provided for in the Development Agreement, replace or repair all public improvements, public utility facilities, and surveying or subdivision monuments which are destroyed or damaged as a result of any work performed by Subdivider under this Agreement during or after the Completion Period. Any such replacement or repair shall be subject to the approval of the City Engineer.

F. In addition to, and separate from, the indemnity obligations contained in Section 9 of this Agreement, and without limiting the City's remedies under general construction defect law, Subdivider shall be responsible for the care, repair and maintenance of the applicable portion of the Improvements until the latter of the following time periods: (i) the Improvements or applicable portion thereof is accepted in writing by the City; or (ii) the expiration of the required one-year guarantee and warranty period as specified herein; or (iii) the expiration of any applicable period of time requiring the care, repair and maintenance of the applicable Improvement specified in the Development Agreement (not including the term of any Development Agreement). Neither City, nor its officers, agents and employees, shall have any liability for any accident, loss or damage to the Improvements and that may result from the construction of the Improvements prior to their completion and written acceptance by the City

G. In addition to, and separate from: (1) the indemnity obligations contained in Section 7 of this Agreement, (2) the care, repair and maintenance provisions under paragraph E of this Section 1 of this Agreement; and (3) the warranty and guarantee provisions of Section 3 of this Agreement, Subdivider shall repair and correct, or be liable to the City for any cost to repair and correct, any defect in the construction of the Improvements that is identified by City within in accordance with general construction defect law ten (10) years after City's acceptance of the Improvement, provided the City provides written notice to Subdivider of the existence of the defect within that the time period under law, and the defect is caused directly or indirectly by the design, construction, functionality, installation, assembly or workmanship of Subdivider. Nothing contained in this paragraph is intended to limit or otherwise waive any right or cause of action under applicable construction defect law that City may assert against Subdivider.

H. Subdivider shall, at its sole expense, unless otherwise provided in a credit/reimbursement agreement as provided for in the Development Agreement, obtain all necessary permits and licenses for the construction and installation of the Improvements, give all necessary notices, and pay all applicable fees required by City ordinance or resolution and all taxes required by law.

I. Not less than seven (7) days prior to commencement of work on the Improvements, Subdivider shall give written notice to the City Engineer of the date fixed for such commencement of work in order that the City Engineer shall have adequate time to schedule all necessary inspections.

J. SUBDIVIDER shall pay all applicable City fees and costs stipulated in the latest fee resolution as adopted by the City Council from time to time as required for the development of the SUBDIVISION including but not limited to the following:

1. Building Permit Fees --- to be paid at the time of building permit issuance;

2. Final Map Plan Check Fees --- to be paid at time of submittal of final map for plan check and resubmittal of revised final map for plan check;

3. Final Map Moratorium Fees --- to be paid from cash deposit established at time of filing final map;

4. Plan Check and Review Fees --- to be paid from cash deposit established at time of filing improvement plans for plan check;

5. Encroachment Permit Fees --- to be paid at time of application for encroachment permit;

6. Inspection Fees --- to be paid from cash deposit established at time of construction permit issuance; and

7. Grading Permit Fee --- to be paid from cash deposit established at time of grading permit issuance.

K. Subdivider shall provide City with final Record Drawings of all plans developed for the Subdivision, showing all changes and as built conditions as specified in the Tentative Tract Map Conditions of Approval, and shall provide electronic image files of those final Record Drawings consistent with electronic image file size and type specifications of the City prior to the acceptance of improvements and release of bonds or other security.

2. <u>INSPECTION OF WORK AND FINAL ACCEPTANCE</u>

A. Subdivider shall at all times maintain proper facilities and safe access for inspection of the Improvements by the City Engineer and other City personnel and inspection consultants.

B. Upon completion of the work on all or any category of the Improvements, the Subdivider may request a final inspection by the City Engineer. Within forty-five (45) days of receipt of the written letter request, the City Engineer shall inspect the Improvements and provide written notice to Subdivider of the list of items which have been found to be incomplete and the list of items which have been found to be complete. If the City Engineer determines that all or any specified category of the Improvements have been completed in accordance with this Agreement and in compliance with the Improvement Plans and all applicable City standards, then the City Engineer shall acknowledge that determination in a report to the City Council. If the Improvements that are completed are to be dedicated to or owned by the City (Improvements within City right of way and property for public use), the City Engineer's determination shall be

submitted to the City Council for final acceptance by the City, unless such power to accept has been delegated by the City Council to the City Engineer or some other officer of the City, in which case the final acceptance shall be subject to the approval of that specified official. If the Improvements that are completed are to be dedicated to or owned by a public entity other than the City, the Subdivider's written request shall be submitted to the applicable public entity or other owner, for final acceptance. Subdivider shall bear all costs of inspection and determination of completeness in accordance with City's formally adopted and applicable fees and rates.

C. Acceptance of all or any specified category of the Improvements by the City Council shall be made upon recommendation and certification of the City Engineer following inspection of said Improvements pursuant to subparagraph B above. The City Council shall act upon the City Engineer's recommendation that such public Improvements have been completed unless such power to accept has been delegated by the City Council to the City Engineer or some other officer of the City, in which case the final acceptance shall be subject to the approval of that specified official. Acceptance by the City or by the governing body of the entity that is to accept dedication or ownership of the public improvements shall not constitute a waiver by the City or such other public entity of any defects in the public Improvements.

3. GUARANTEE AND WARRANTY OF THE IMPROVEMENTS

A. If, within a period of one year following acceptance by the City of the applicable Improvements specified in Schedule A, any Improvements or part of any Improvements specified in Section A furnished, installed or constructed by the Subdivider, or any of the work performed under this Agreement by Subdivider, fails to comply with any requirements of this Agreement, or the Subdivision Laws, or the Improvement Plans and related specifications, the Subdivider shall, without delay and without cost to the City, repair, replace or reconstruct any defective or otherwise unsatisfactory part or parts of the Improvements. Subdivider's obligations hereunder shall include the repair, replacement or reconstruction of all irrigation systems and all trees, shrubs, ground cover and landscaping for such one year.

B. Should the Subdivider fail or refuse to act promptly or in accordance with subparagraph A above, or should the exigencies of the situation require repair, replacement, or reconstruction to be undertaken before the Subdivider can be notified and can perform the necessary work, then the City may, in its discretion, make the necessary repairs or replacements or perform the necessary reconstruction and draw upon the Subdivider's improvement security to reimburse itself for the costs incurred. If the Subdivider's improvement security does not cover the total cost of such repair, replacement, or reconstruction, the Subdivider shall reimburse the City for any excess costs incurred.

C. The security furnished for the faithful performance of the Subdivider's obligation to construct and install the Improvements described herein shall include the Subdivider's liability and obligation hereunder to provide the one-year guarantee and warranty of the Improvements.

4. TIME EXTENSIONS

A. Upon a showing by the Subdivider of good cause therefor, the duration of the Completion Period for the Improvements (or any of them) may be extended by the City Engineer in writing. As used herein, "good cause" may include, without limitation, delay resulting from, arising out of or relating to an act of the City; acts of God or force majeure, strikes, boycotts or similar job actions by employees or labor organizations which prevent the conduct of the work; findings made by a governmental entity that the site of a particular Improvement is of archeological significance or requires further permitting and approval; and/or actions or failure to act of native American monitor(s); and, the order of any court.

B. A time extension may be granted without notice to any surety or sureties of the Subdivider and shall not affect the validity of this Agreement nor release the surety or sureties on any bond given as an improvement security pursuant to this Agreement.

C. As a condition of any time extension provided for herein, the City Engineer, may require the Subdivider to furnish new or modified improvement security guaranteeing performance of this Agreement, as extended, in an increased amount as necessary to compensate for any projected increase in the Estimated Total Cost of Improvements, as determined by the City Engineer.

5. IMPROVEMENT SECURITY

A. Prior to City's execution of this Agreement, Subdivider shall provide as security to the City:

1. For Performance and Guarantee: Security in an amount equal to one hundred percent (100%) of the Estimated Total Cost of the Improvements, excluding Grading, as set forth above in the Subdivision Reference Data. The security shall be issued by a bonding company licensed to issue bonds in the State of California and having a Best rating of AAA or better. With this security, the form of which shall be subject to City Attorney's prior approval, the Subdivider assures faithful performance under this Agreement and guarantees the Improvements for one year after the completion and acceptance of the applicable portion of such Improvements, against any defective workmanship or materials or any unsatisfactory performance, pursuant to Section 3 hereof.

2. For Payment: Security in an amount equal to one hundred percent (100%) of the Estimated Total Cost of the Improvements, excluding Grading, as set forth above in the Subdivision Reference Data. The security shall be issued by a bonding company licensed to issue bonds in the State of California and having a Best rating of AAA or better. With this security, the form of which shall be subject to City Attorney's prior approval, the Subdivider guarantees payment to contractors, subcontractors, and persons renting equipment or furnishing labor or materials to them or to the Subdivider.

B. If the improvement security is a corporate surety bond and, in the opinion of the City, any surety or sureties thereon become insufficient, because (i) the surety becomes

insolvent; (ii) the surety's bond rating is downgraded; (iii) the surety declares bankruptcy; or (iv) the surety is no longer deemed to be an admitted surety in California by the California Department of Insurance, or (v) the form of the surety or the amount is found by City to be in error or materially insufficient, the Subdivider shall renew or replace any such surety bond with good and sufficient surety or sureties within thirty (30) days after receiving from City written demand therefor.

C. The amount of security for performance, payment and warranty obligations provided by this section shall not include the cost of monumentation, as required by Government Code Section 66497 so long as a separate cash deposit or security acceptable to the City Engineer for the estimated cost of monumentation has been submitted to the City.

D. Improvement security consisting of corporate surety bonds, in a form accepted by the City Attorney, shall be filed with the City Engineer and then kept on file with the City Clerk. If a corporate surety bond is replaced by another approved bond, the replacement shall be submitted to the City Engineer and, upon filing with the City Clerk, shall be deemed to have been made a part of and incorporated into this Agreement. Upon submission to the City Engineer and then filing with the City Clerk of a replacement bond, the former improvement security shall be released following written approval of the City Engineer.

E. Modifications of the Improvement Plans and related specifications, and modifications of the Improvements, not exceeding ten percent (10%) of the original Estimated Total Cost of the Improvements, shall not relieve or release any improvement security furnished by Subdivider pursuant to this Agreement. If any such modifications exceed ten percent (10%) of the Estimated Total Cost of the Improvements, Subdivider shall furnish additional improvement security for performance and guarantee, and for payment, as required by subparagraph A above, for one hundred percent (100%) of the revised Estimated Total Cost of the Improvements.

F. Subject to any time extensions granted in accordance with Section 4 herein, the Subdivider shall be in default if the Subdivider has not completed all improvements within two years from the Execution Date of the Agreement and has not repaired any defects in the completed Improvements within the one-year guarantee and warranty period.

Alternatively, in the event of a default by the Subdivider pursuant to Section 10, and after written notice to Subdivider and reasonable opportunity to cure, City, at its sole option, shall have the right, without limiting any other rights and/or remedies available to City at law or in equity, to draw upon or utilize the improvement security furnished herewith to construct and install the Improvements itself. If City exercises this right, the release of any unused portion of such improvement security shall be in accordance with the procedures outlined in Section 6 herein, including any retention necessary for the one-year guarantee period.

6. <u>REDUCTION OR RELEASE OF IMPROVEMENT SECURITY</u>

A. All public Improvements (Improvements that are to be owned or dedicated to the City or other public entity as distinguished from those owned by a private community

association) shall be first completed, deemed completed by the City Engineer and then accepted as complete by the City prior to release of sureties. All private Improvements (Improvements that are to be owned by a private community association and not dedicated or owned by the City or other public entity) shall be first completed and then accepted as complete in writing by the City Engineer.

B. Partial releases or reductions in the Subdivider's improvement (performance) security may be authorized prior to the City's acceptance of all Improvements required hereunder, as follows:

1. At the time that the Subdivider believes that the obligation to perform the work for which security was required is complete, the Subdivider may notify the City in writing of the completed work, including a list of work completed. Upon receipt of the written notice, the City shall review and comment or approve the completion of the required work within forty-five (45) days. If the City does not agree that all work has been completed in accordance with the plans and specifications for the Improvements, it shall supply a list of all remaining work to be completed within this 45-day period.

2. Within forty-five (45) days of receipt of the list of remaining work from the local agency, the Subdivider may then provide cost estimates for all remaining work for review and approval by the City. Upon receipt of the cost estimates, the City shall then have forty-five (45) days to review, comment, and approve, modify, or disapprove those cost estimates. The City shall not be required to engage in this process of partial release more than once between the start of work and completion and acceptance of all work; however, nothing in this section prohibits the City from allowing for multiple and phased partial releases as it otherwise deems appropriate.

3. If the City approves the cost estimate, the City shall release all performance security except for security in an amount up to two hundred percent (200%) of the cost estimate of the remaining work. The process allowing for a partial release of performance security shall occur when the cost estimate of the remaining work does not exceed twenty percent (20%) of the total original performance security unless the City allows for a release at an earlier time. Substitute bonds or other security may be used as a replacement for the performance security, subject to the approval of the City. If substitute bonds or other security is used as a replacement for the performance security released, the release shall not be effective unless and until the City receives and approves that form of replacement security. A reduction in the performance security, authorized under this section, is not, and shall not be deemed to be, an acceptance by the City of the completed improvements in and of itself, and the risk of loss or damage to the Improvements and the obligation to maintain the Improvements shall remain the sole responsibility of the Subdivider until the applicable required public Improvements have been accepted by the City in writing and all other required improvements have been fully completed in accordance with the plans and specifications for the improvements.

4. The Subdivider shall complete the works of Improvement until all remaining items are accepted by the City.

5. Upon the completion of the Improvements, the Subdivider, or his or her assigns, shall be notified in writing by the City within forty-five (45) days.

6. Within sixty (60) days of the issuance of the notification by the City Engineer, any remaining performance security, except ten percent (10%) of the original amount of the security to guarantee and warrant the Improvements for the one-year guarantee and warranty period, shall be released within sixty (60) days of the issuance of the written statement of completion.

C. Security securing the payment to the contractor, his or her subcontractors and to persons furnishing labor, materials or equipment shall, after passage of the time within which claims of lien are required to be recorded pursuant to Title 3 (commencing with Section 9000) of Part 6 of Division 4 of the Civil Code and after acceptance of the work, be reduced to an amount equal to the total claimed by all stop notice claimants for whom stop notices have been filed with the City, and if no claims have been filed, the security shall be released in full.

D. The partial release provisions of this Section 6 shall not apply to any required guarantee and warranty period required by Section 66499.9 for the guarantee or warranty nor to the amount of the security deemed necessary by the local agency for the guarantee and warranty period nor to costs and reasonable expenses and fees, including reasonable attorneys' fees. Security furnished to guarantee and warrant the Improvements against any defective work or labor done or defective materials furnished, shall be released within thirty (30) days after the completion of the one-year period following completion and acceptance of all Improvements.

E. If Subdivider's obligations relating to any Improvements are subject to the approval of another governmental agency, the City shall not release the improvement (performance) security therefor until the obligations are performed to the satisfaction of such other governmental agency. Such agency shall have sixty (60) days after receipt of written notice from the Subdivider of the Subdivider's performance of the obligation to register its satisfaction or dissatisfaction. If at the end of that period it has not registered its satisfaction or dissatisfaction, it shall be conclusively deemed that the Subdivider's performance of the obligation was done to its satisfaction, and such improvement security shall be promptly released.

F. In the event the time periods for action by the City specified in this Section conflict with a shorter or longer time period for such actions as provided in Government Code Section 66499.7, the time periods in Government Code Section 66499.7 shall control.

7. <u>INDEMNIFICATION OF CITY BY SUBDIVIDER</u>

A. Neither the City, nor its officers, agents and employees, shall be liable or responsible for any accident, injury, loss or damage to either property or person attributable to or arising out of the defective design, construction, functionality, installation assembly or improper

maintenance including, without limitation, the use of defective methods, materials or workmanship (collectively "Subdivider's Faults") of the Improvements by Subdivider, its officers, employees and agents. Subdivider shall indemnify, hold harmless and defend the City, its officers, agents and employees, from and against any and all losses, claims, costs, expenses, liabilities, damages, actions, causes of action and judgments, including attorneys' fees, arising directly or indirectly out of or attributable to Subdivider's Faults.

B. Subdivider's obligations under this Section 7 are not conditioned or dependent upon whether the City, or its officers, agents and employees, prepared, supplied or reviewed any Improvement Plans or related specifications in connection with the Subdivision or the Improvements, or has insurance or other indemnification covering any of these matters.

C. Subdivider's obligation to indemnify, hold harmless and defend the City under this Section 7 shall extend to injuries to persons and damages to or alleged taking of property resulting from the Subdivider's Faults, and the Improvements required herein, and shall likewise extend to claims asserted by adjacent property owners based upon the diversion of waters caused by the Subdivider's defective design or defective construction of public drainage systems, streets, and other public facilities or improvements. Except for a City Directive as defined below, the City's acceptance of the Improvements shall not constitute an assumption by the City of any responsibility or liability for any damage or alleged taking of property referenced herein. City shall not be responsible or liable for the design or construction of the Subdivision or the Improvements constructed or installed pursuant to the approved Improvement Plans or the Final Map, regardless of any act or omission by the City in approving the Improvement Plans or the Final Map, unless the particular Improvement design was required by the City over the written objection of the Subdivider, which objection stated that the Improvement design was potentially dangerous or defective and set forth an alternative design (a "City Directive"). After City's acceptance of the Improvements, the Subdivider shall remain obligated to correct or eliminate all dangerous conditions created by defects in design, construction or Subdivider's Faults (other than those required by a City Directive); provided, however, that Subdivider shall not be responsible for routine maintenance as specified in Section 1(F) of this Agreement. Subdivider's indemnity obligations hereunder shall remain in effect for ten (10) years following acceptance of the respective Improvement(s) by the City Council. Subdivider acknowledges and agrees that Subdivider shall be responsible and liable for the Subdivider's Faults with respect to the Improvements and other work done pursuant to this Agreement, unless same is due to a City Directive. City shall not be liable for any acts or omissions in approving, reviewing, checking, correcting or modifying any Improvement Plans or related specifications, or in inspecting, reviewing or approving any work or construction of Improvements, unless same is due to a City Directive. The Subdivider's improvement security shall not be required to secure the Subdivider's obligations under this subparagraph C beyond the one-year guarantee and warranty period, unless the City Engineer provides notice to Subdivider prior to the expiration of the one-year period of the existence of, or continued existence of, defects in the improvements, in which case the portion of the improvement security to guarantee and warranty the improvements against defective work shall not be released and shall remain in place until the City Engineer provides written confirmation that the defects have been cured and corrected. The indemnity shall be effective retroactively to the earliest recordation date of the Final Map.

D. Subdivider shall pay and satisfy any judgment, award or decree that may be rendered against City, its officers, officials, employees, agents, representatives and volunteers (collectively hereinafter "City and City Personnel") to the extent of the indemnity provided above, in any such suit, action, or other legal proceeding, provided City gives Subdivider prompt written notice of such claim and allows Subdivider to undertake the defense thereof, and provided further that City cooperates in any such suit, action, or other legal proceeding, but shall retain its right to reject a settlement that the City deems, in its sole and absolute discretion, to be contrary to the interests of the City.

E. Subdivider's obligation to indemnify shall not be restricted to Insurance proceeds, if any, received by the City and City Personnel.

F. Subdivider, on behalf of itself and all parties claiming under or through it, hereby waives all rights of subrogation and contribution against City and City Personnel to the extent of the indemnity above provided.

8. INSURANCE

The following coverages will be provided by Subdivider and maintained on behalf of City and in accordance with the requirements set forth herein. If Subdivider performs construction activities through a general contractor, some or all of these insurance requirements for the period of construction may be satisfied by the general contractor's insurance coverages. In such case, Subdivider shall maintain during this same construction period, and after the construction period, the coverages shown below as "Insurance After Construction." In addition, Subdivider may elect to obtain, for all or any portion of the Project, an "Owner-Controlled Wrap Up" insurance policy in satisfaction of the insurance requirements for general contractors and subcontractors provided it satisfies all of the insurance requirements below for general contractors and subcontractors. Throughout these specifications, the word "Subdivider" refers to the Party responsible to provide the coverages as specified and, depending on context, may refer either to Subdivider or to a separate General Contractor.

A. Insurance During Construction. Subdivider shall provide the following insurance during construction of the Improvements. Insurance requirements may be met through insurance provided by Subdivider's General Contractor:

1. Commercial General Liability Insurance. Commercial General Liability Insurance (primary) shall be provided on ISO-CGL Form No. CG 00 01 or equivalent coverage, including provisions for defense of additional insureds. Policy limits shall be no less than two million dollars ($2,000,000) per occurrence for all coverages and five million dollars ($5,000,000) general aggregate. City and its officers, employees and agents shall be added as additional insureds using ISO Form CG 20 10 11 85 or other revision of the CG 20 10 form if available from the insurer and reasonably acceptable to the City, not limiting coverage for the additional insured to "ongoing operations" or in any way excluding coverage for completed operations. Coverage shall apply on a primary non-contributing basis in relation to any other insurance or self-insurance, primary or excess, available to City or any officer, employee or agent of City.

Coverage shall not be limited to the vicarious liability or supervisory role of any additional insured. Coverage shall contain no contractors' limitation or other endorsement limiting the scope of coverage for liability arising from pollution, explosion, collapse, or underground property damage.

2. Umbrella Liability Insurance. Umbrella Liability Insurance (or, at Subdivider's election, Excess Liability Insurance) (over primary) shall apply to bodily injury/property damage, personal injury/advertising injury, at a minimum. Coverage shall be at least as broad as any underlying coverage. Coverage shall be provided on a "pay on behalf" basis. There shall be no cross liability exclusion and no contractor's limitation endorsement. Policy limits shall be not less than five million dollars ($5,000,000) per occurrence and in the aggregate, including any limits required in the underlying policies. The policy shall have a starting date no later than and an ending date no earlier than those of the underlying coverages. The Named Insured (Subdivider or General Contractor as appropriate) may determine the layering of primary and excess liability insurance provided that if such layering differs from that described here, the actual coverage program meets the minimum total required limits and complies with all other requirements listed here.

3. Business Auto Coverage. Business Auto Coverage shall be written on ISO Business Auto Coverage Form CA 00 01 or the equivalent, including symbol (1) (any Auto). If Subdivider (or Contractor) does not own any vehicles, this requirement may be satisfied by a non-owned vehicle endorsement to the general and umbrella liability policies. Limits shall be no less than one million dollars ($1,000,000) per accident. This policy shall be scheduled as underlying insurance to the umbrella policy required above for a total limit of no less than five million dollars ($5,000,000) each accident.

4. Workers' Compensation/Employer's Liability. Workers' Compensation/Employer's Liability shall provide workers' compensation statutory benefits as required by law. Employer's liability limits shall be no less than one million dollars ($1,000,000) per accident or disease. Employer's liability coverage shall be scheduled under the umbrella or excess liability policy described above. This policy shall be endorsed to waive any right of subrogation with respect to City, its officers, employees or agents.

5. Builder's Risk Insurance. Builder's Risk Insurance covering all real and personal property for "all risks" of loss or "comprehensive perils" coverage including but not limited to the perils of earth movement, including earthquake (if required by Subdivider's lender or if available at commercially reasonable rates) and flood for all Improvements.

B. Insurance After Construction. Upon completion of construction of the Improvements, and for the required one-year guarantee and warranty period for Improvements and the required 10-year indemnification period, Subdivider at Subdivider's expense shall maintain or cause to be maintained the following insurance:

1. Commercial Property Insurance. Commercial Property Insurance covering the Improvements. Coverage shall be at least as broad as the Insurance Services Offices broad causes of loss form CP 10 20, and reasonably approved of in writing by the City. Coverage shall be sufficient to insure 100% of the replacement value and there shall be no coinsurance provisions. The policy shall include an inflation guard endorsement, 100% rents coverage, contents coverage, coverage for personal property of others, ordinance or law and increased cost of construction coverage. Subdivider also agrees to provide builder's all-risk insurance using an inland marine form during the period of any major alteration or improvement, using the broadest form available.

The insurance coverage for the peril of earthquake required for this project is subject to availability on the open market at commercially reasonable premium cost, as determined by mutual agreement between Subdivider and City. If such earthquake insurance coverage should, after diligent effort by Subdivider, be unobtainable at such mutually determined commercially reasonable premium cost, then Subdivider shall obtain the maximum insurance reasonably obtainable at commercially reasonable premium cost (if any) and give notice to City of the extent of Subdivider's inability to obtain, in full, the required insurance, and in such event, Subdivider's obligation to procure and maintain such insurance may be excused, subject to City's verification of inability to obtain the required insurance. Subdivider and City agree that a premium cost of earthquake insurance coverage of up to 150% of the premium cost paid by Subdivider for such coverage on the Effective Date (to be adjusted over time based on the Consumer Price Index,) shall constitute a commercially reasonable premium cost. Non-availability at commercially reasonable premium cost must be documented by a letter from Subdivider's insurance broker or agent indicating a good faith effort to place the required insurance and showing, at a minimum, the names of the insurance carriers and the declinations or quotations received from each.

2. Commercial General Liability Insurance. Commercial General Liability Insurance (primary) shall be provided on ISO-CGL form No. CG 00 01 or equivalent coverage, including provisions for defense of additional insureds. Policy limits shall be no less than two million dollars ($2,000,000) per occurrence for all coverages and five million dollars ($5,000,000) general aggregate. City and its officers, employees and agents shall be added as additional insureds using ISO form CG 20 10 or equivalent if available from the insurer and reasonably acceptable to the City. Coverage shall apply on a primary non-contributing basis in relation to any other insurance or self-insurance, primary or excess, available to City or any officer, employee or agent of City until the warranty period specified in this Agreement expires.

3. Umbrella Liability Insurance. Umbrella Liability Insurance (or, at Subdivider's election, Excess Liability Insurance) (over primary) shall apply to bodily injury/property damage, personal injury/advertising injury, at a minimum. Coverage shall be at least as broad as any underlying coverage. Coverage shall be provided on a "pay on behalf" basis. There shall be no cross liability exclusion. Policy limits shall be not less than five million dollars ($5,000,000) per occurrence and in the aggregate, including any limits required in the underlying policies. The policy shall have a starting

date no later than and an ending date no earlier than those of the underlying coverages. Subdivider may determine the layering of primary and excess liability insurance provided that if such layering differs from that described here, the actual coverage program meets the minimum total required limits.

4. Workers Compensation Insurance. Workers' Compensation/Employer's Liability shall provide workers' compensation statutory benefits as required by law. Employer's liability limits shall be no less than one million dollars per accident or disease. Employer's liability coverage shall be scheduled under any umbrella or excess liability policy described above. Unless otherwise agreed, this policy shall be endorsed to waive any right of subrogation as respects City, its employees or agents.

5. Business Auto Coverage. Business Auto Coverage for vehicles owned, operated or maintained in any way connected with the project, shall be written on ISO Business Auto Coverage form CA 00 01 or the equivalent, including symbol (1) (any Auto). If Subdivider (or Contractor) does not own any vehicles, this requirement may be satisfied by a non-owned vehicle endorsement to the general and umbrella liability policies. Limits shall be no less than one million dollars ($1,000,000) per accident. This policy shall be scheduled as underlying insurance to the umbrella or excess liability policy required above for a total limit of no less than five million dollars ($5,000,000) each accident.

C. Provisions Pertaining to Insurance Provided by Subdivider

1. All insurance coverage and limits provided pursuant to this Agreement shall apply to the full extent of the policies involved, available or applicable. Nothing contained in this Agreement or any other agreement relating to City or its operations limits the application of such insurance coverage.

2. Requirements of specific coverage features or limits contained in this Section are not intended as a limitation on coverage, limits or other requirements, or a waiver of any coverage normally provided by any insurance. Specific reference to a given coverage feature is for purposes of clarification only and is not intended by any Party to be all inclusive, or to the exclusion of other coverage, or a waiver of any type.

3. All general or auto liability insurance coverage provided pursuant to this Agreement, or any other agreements pertaining to the performance of this Agreement, shall not prohibit Subdivider, and Subdivider's employees, or agents, from waiving the right of subrogation prior to a loss. Subdivider waives its right of subrogation against City.

4. None of the policies required herein shall be in compliance with these requirements if they include any limiting endorsement that has not been first submitted to City and approved in writing by the City.

5. Unless otherwise approved by City, Subdivider's insurance and insurance provided by any contractor or subcontractor relating to the construction of the Improvements shall be written by insurers authorized to do business in the State of California and with a minimum "Best's" Insurance Guide rating of at least "A-:VII." Self-insurance will not comply with these insurance specifications unless expressly approved in writing by the City.

6. In the event any policy of insurance required under this Agreement does not comply with these requirements and Subdivider does not cure the non-compliance within thirty (30) days after written notice from City (or Subdivider does not provide reasonable evidence of such cure within such period), or if the insurance is canceled and not replaced, City has the right but not the duty to obtain the insurance it deems necessary and any reasonable premium paid by City will be promptly reimbursed by Subdivider.

7. Subdivider agrees to provide evidence of the insurance required herein, satisfactory to City, consisting of certificate(s) of insurance evidencing all of the coverages required and an additional insured endorsement to Subdivider's general liability and umbrella liability policies using ISO Form CG 20 10 11 85. Certificate(s) are to reflect that the insurer will provide 30 days' notice of any cancellation of coverage and policies are to have a "cancellation endorsement" to the same effect. Subdivider agrees to provide copies of any endorsements modifying coverage in any way upon request from City.

8. Subdivider shall provide proof that policies of insurance required herein expiring during the term of this Agreement have been renewed or replaced with other policies providing at least the same coverage.

9. Any actual or alleged failure on the part of City or any other additional insured under these requirements to obtain proof of insurance required under this Agreement in no way waives any right or remedy of City or any additional insured, in this or any other regard.

10. Subdivider agrees to require all subcontractors or other parties (but not including a general contractor) hired for this project to construct the Improvements to purchase and maintain insurance for general liability (minimum limit $1,000,000 per occurrence), automobile liability ($1,000,000 per accident) and workers' compensation (statutory benefits). Prior to the issuance of the Certificate of Completion for each Phase, Subdivider shall, upon request by City, provide the City with copies of all insurance policies, certificates and endorsements related to such Phase.

11. Subdivider agrees to monitor and review all coverage required by this Section and assumes all responsibility for ensuring that such coverage is provided as required here. Subdivider agrees to obtain certificates evidencing such coverage. Subdivider agrees that upon request, all agreements with subcontractors or others with whom Subdivider contracts with on behalf of City, and all certificates of insurance

obtained in compliance with this paragraph will be submitted to City for review upon request by City. Failure of City to request copies of such documents will not impose any liability on City, or its employees.

12. Subdivider agrees to require that no contract used by any general contractor or subcontractor in connection with construction of the Improvements, or contracts Subdivider enters into on behalf of City, will reserve the right to charge back to City the cost of insurance required by this Agreement.

13. Where appropriate (such as in the case of automobile insurance coverages), coverage will not be limited to the specific location designated as the Property.

14. Subdivider agrees to provide notice to City of any claim or loss against Subdivider that includes City as a defendant promptly after Subdivider receives written notice or obtains knowledge thereof. City assumes no obligation or liability by such notice, but has the right (but not the duty) to monitor the handling of any such claim or claims if they are likely to involve City. City agrees to provide similar notice to Subdivider of any such claims it is notified of respecting the Property.

15. Subdivider agrees not to attempt to avoid its defense and indemnity obligations to City, and its officers, employees, agents by using as a defense Subdivider's statutory immunity under workers' compensation and similar statutes.

16. Subdivider agrees to ensure that coverage provided to meet these requirements is applicable separately to each insured and that there will be no cross liability exclusions that preclude coverage for suits between Subdivider and City or between City and any other insured or Named Insured under the policy, or between City and any Party associated with City or its employees.

17. If Subdivider or any contractor or subcontractor is a Limited Liability Company, general liability coverage must apply so that the Limited Liability Company and its Managers, Members, Affiliates, and their employees are insureds.

18. Subdivider shall require General Contractor to maintain commercial general liability, and if necessary, commercial umbrella liability insurance with a limit of not less than $15,000,000 for each occurrence, until the warranty period specified in this Agreement expires.

19. Subdivider agrees to obtain and provide to City evidence of professional liability coverage for Architects, Engineers or other design professionals working on the Improvements. The limit of liability required is subject to City approval, but in no event to be less than $1,000,000 per claim and in the aggregate, and Subdivider shall use reasonable efforts to require and cause such professionals to maintain coverage with respect to each occurrence for at least three years following substantial completion of the work and, in the event Subdivider is unable to do so, Subdivider shall promptly inform the City of the scope of such efforts and the reasons that it was unable to do so. If

Subdivider requests that the City approve a lower limit for any particular design professional Subdivider seeks to employ on the Improvements, City will evaluate each such request based on City's perception of liability exposure associated with the work that would be performed by that design professional.

20. To the extent a particular coverage or policy form or specification is not reasonably available from Subdivider's insurer or would result in an additional premium that is extraordinary or unreasonably disproportionate to the premium for the policy as a whole, then Subdivider shall provide substantially similar coverage reasonably acceptable to City for which the cost is not extraordinary or unreasonably disproportionate.

9. OWNERSHIP OF THE IMPROVEMENTS

A. Ownership of all or any category of the Improvements constructed and installed by the Subdivider pursuant to this Agreement and shown on the Map to be dedicated to the public shall vest, as applicable, in the City (or other specified governmental agency) upon acceptance of said Improvements by the City. The acceptance of the Improvements shall either be shown by a certificate on the Final Map or by subsequent resolution accepting the Improvements adopted by the City pursuant to Government Code Section 66477.2 and recorded with the County Recorder or by other writing.

B. The Subdivider shall at all times prior to the acceptance of the Improvements by the City, give good and adequate warning to the public of each and every dangerous and defective condition caused by the construction of the Improvements and shall take all steps reasonably necessary to protect the public from such dangerous or defective conditions. The Subdivider agrees and understands that until acceptance of the Improvements by the City in writing, each Improvement and Improvement area that is offered for dedication shall be under the charge of the Subdivider, and the Subdivider may close all or a portion of any street or area whenever necessary to protect the public during the construction of the Improvements.

10. PREPARATION AND RECORDATION OF CC&RS.

A. The Subdivider shall establish a Homeowners Association for the residential areas of the Final Map owned by Subdivider, and to pay all costs associated with the creation of the associations.

B. The Subdivider shall prepare and record Covenants, Conditions, and Restrictions (CC&Rs) which obligate each homeowners association to provide for maintenance of the shared facilities, improvements, and landscaping within the boundaries of the associations in perpetuity in accordance with the Development Agreement and conditions of approval. The CC&Rs shall describe the homeowners association and the City's responsibilities and rights, and shall be subject to the approval of the City prior to recordation.

C. The Subdivider shall implement applicable provisions of the Mitigation Monitoring and Reporting Program.

11. DEFAULT AND BREACH BY THE SUBDIVIDER AND REMEDIES OF THE CITY

A. Upon the occurrence of any of the following events, the Subdivider shall be deemed to be in default under this Agreement:

1. Subject to any time extensions granted in accordance with Section 4, failure to complete construction and installation of the Improvements or any of them by the completion date set forth above in the Subdivision Reference Data;

2. Failure to promptly correct or cure any defect in the Improvements or any of them (other than a City Directive) during the one-year guarantee and warranty period as required by Section 3.A or failure to commence correction or cure of any such defect or failure to diligently prosecute same to completion, in each instance following receipt by Subdivider of written notice that such defect exists;

3. Subject to any time extensions granted in accordance with Section 4, failure to perform substantial construction work of the Improvements or any of them, after commencement of work on same, for a period of thirty (30) days after Subdivider's receipt of written notice thereof from the City;

4. Insolvency, appointment of a receiver, or the filing of any petition in bankruptcy, whether voluntary or involuntary, and such is not cured or discharged within a period of thirty (30) days;

5. Commencement of a foreclosure action against the Subdivision or any portion thereof, or any conveyance by the Subdivider in lieu or in avoidance of foreclosure, within thirty (30) days after receipt by Subdivider of written notice thereof from the City; or

6. Failure to perform any other obligations in accordance with the terms and provisions of this Agreement within thirty (30) days after receipt by Subdivider of written notice thereof from the City.

B. City reserves to itself all remedies available to it at law or in equity for any breach of Subdivider's obligations under this Agreement. City shall have the right, without limitation of other rights or remedies, after written notice to Subdivider and a reasonable opportunity for Subdivider to cure any such alleged default, to draw upon or utilize any improvement security furnished hereunder to complete the Improvements or otherwise mitigate City's damages in the event of Subdivider's default.

C. Following Subdivider's receipt of written notice of alleged default and failure by Subdivider to promptly commence the cure of any alleged default and to diligently prosecute such cure to completion, the City may serve written notice of any such default upon the surety on any corporate surety bond furnished as improvement security hereunder, and request that said surety take over and complete the Improvements herein specified. If such surety, within thirty (30) days after service of such notice of default, does not give the City

written notice of its intention to perform this Agreement, or does not commence such performance within thirty (30) days after notice to the City of such intention to perform, the City may take over the work and prosecute the same to completion, by contract or by any other method the City deems advisable, for the account and at the expense of the Subdivider and its surety.

D. Subdivider acknowledges that the Estimated Total Costs and Improvement Security amounts set forth herein may not reflect the actual cost of construction or installation of the Improvements, and, consequently, City's damages for Subdivider's default shall be measured by the actual cost of completing the required Improvements. If the damages incurred by the City in taking over and completing the Improvements exceeds the principal amount of the improvement security, then the Subdivider shall reimburse the City in the amount of such excess damages.

E. Following Subdivider's receipt of written notice of alleged default and failure by Subdivider to promptly commence the cure of any alleged default and to diligently prosecute such cure to completion, City may, without liability for so doing, take possession of, and utilize in completing the Improvements, such materials, appliances, plant and other property belonging to Subdivider as may be on the site of the work and necessary for the performance of the work. Subdivider hereby consents to such entry by the City and its representatives, including contractors, following written notice to Subdivider upon the real property in the Subdivision owned by Subdivider and necessary for City to enter or access under this Agreement, in the event the City elects to maintain or complete the work on the Improvements following Subdivider's default.

F. Subdivider acknowledges and agrees that approval of the Final Map for the Subdivision conferred substantial rights upon the Subdivider, including the right to sell, lease or finance lots within the Subdivision, and that such approval constitutes the final act necessary to permit the division of land within the Subdivision. As a result, City will be damaged to the extent of the cost of construction or installation of the Improvements upon Subdivider's failure to perform its obligations under this Agreement, which failure is not promptly remedied by sureties or by Subdivider.

G. The City's failure to take an enforcement action with respect to a default, or to declare a default or breach, shall not be construed as a waiver of that default or breach or any subsequent default or breach of the Subdivider.

H. If City sues to compel Subdivider's performance of this Agreement, or to recover damages or costs incurred in completing or maintaining the work on the Improvements, and is the prevailing party, Subdivider agrees to pay all reasonable attorneys' fees and other costs and expenses of litigation incurred by the City in connection therewith, even if Subdivider subsequently resumes and completes the work.

12. RELATIONSHIP OF THE PARTIES

Neither Subdivider, nor any of Subdivider's contractors, employees or agents, are or shall be deemed to be, agents of the City in connection with the performance of Subdivider's obligations under this Agreement.

13. ASSIGNMENT

A. Subdivider shall not assign this Agreement, or any portion thereof without the prior written consent of the City in accordance with the Development Agreement. Any attempted or purported assignment in violation of this subparagraph A shall be null and void and shall have no force or effect.

B. The sale or other disposition of the Subdivision shall not relieve Subdivider of its obligations hereunder. If Subdivider intends to sell the Subdivision, or any portion thereof (except for the sale of individual lots with homes to individual purchasers), to any other person or entity, the Subdivider may request an assignment or novation of this Agreement and a substitution of improvement security. Upon the City's approval of the assignment or novation and substitution of improvement security, the Subdivider may request a release or reduction of the improvement security furnished pursuant to this Agreement.

14. NOTICES

All notices required or provided for in this Agreement shall be in writing and delivered in person or by mail, postage prepaid, and addressed as follows:

If to the City:	Art Vela Director of Public Works/City Engineer City of Banning 99 E. Ramsey Drive Banning, California 92220
If to the Subdivider:	To the address set forth above in the Subdivision Reference Data, or to such other address as may subsequently be designated in written notice to the City.

Notice shall be effective on the date that it is delivered in person, or, if mailed, three (3) days after the date of deposit in the United States Mail.

15. ENTIRE AGREEMENT

This Agreement constitutes the entire agreement of the parties with respect to its subject matter. All modifications, amendments, or waivers of any terms of this Agreement shall be in writing and signed by the duly authorized representatives of the parties. In the case of the City, the duly authorized representative, unless otherwise specified herein, shall be the City Engineer.

16. SEVERABILITY

The provisions of this Agreement are severable. If any portion of this Agreement is held invalid by a court of competent jurisdiction, the remainder of the Agreement shall remain in full force and effect.

17. INCORPORATION OF SUBDIVISION REFERENCE DATA AND RECITALS

The Subdivision Reference Data and the Recitals are incorporated into this Agreement.

18. GOVERNING LAW

This Agreement shall be governed by the laws of the State of California.

19. EFFECTIVE DATE OF THE AGREEMENT

This Agreement shall be and become effective as of the date that it is executed by a duly authorized officer or employee of the City, it being the intention of the parties that the Subdivider shall first execute this Agreement and thereafter submit it to the City. The City shall insert the effective date in the Subdivision Reference Data in all counterparts of this Agreement and shall transmit a fully executed counterpart to the Subdivider.

IN WITNESS WHEREOF, the parties hereto have caused this Agreement to be executed by their respective officers, thereunto duly authorized, as of the dates set forth below their respective signatures.

[Note: All signatures must be acknowledged by a notary public and the acknowledgement must be attached. If signed by a Corporation, the signatures of two Corporate officers are required, unless a resolution of the Corporation's Board of Directors is provided indicating that the signature of the one signatory is sufficient to bind the Corporation.]

SUBDIVIDER

By: _____

Print Name: Jeff Chambers

Title: VP of Community Development

Date: 10-3-2019

CITY

CITY OF BANNING

_____

MAYOR

ATTEST:

_____ (SEAL)

California All-Purpose Certificate of Acknowledgment

A notary public or other officer completing this certificate verifies only the identity of the individual who signed the document to which this certificate is attached, and not the truthfulness, accuracy, or validity of that document.

State of California
County of Riverside } s.s.

On October 3, 2019 before me, Ana E. Chavez Perez, Notary Public,
Name of Notary Public, Title

personally appeared Jeff Chambers
Name of Signer (1)

Name of Signer (2)

who proved to me on the basis of satisfactory evidence to be the person(s) whose name(s) is/are subscribed to the within instrument and acknowledged to me that he/she/they executed the same in his/her/their authorized capacity(ies), and that by his/her/their signature(s) on the instrument the person(s), or the entity upon behalf of which the person(s) acted, executed the instrument.

I certify under PENALTY OF PERJURY under the laws of the State of California that the foregoing paragraph is true and correct.

WITNESS my hand and official seal.

Signature of Notary Public

ANA E. CHAVEZ PEREZ
NOTARY PUBLIC - CALIFORNIA
COMMISSION # 2286015
RIVERSIDE COUNTY
My Comm. Exp. April 22, 2023

OPTIONAL INFORMATION

Although the information in this section is not required by law, it could prevent fraudulent removal and reattachment of this acknowledgment to an unauthorized document and may prove useful to persons relying on the attached document.

Description of Attached Document

The preceding Certificate of Acknowledgment is attached to a document titled/for the purpose of _____,

containing _____ pages, and dated _____.

The signer(s) capacity or authority is/are as:

- ☐ Individual(s)
- ☐ Attorney-in-fact
- ☐ Corporate Officer(s) _____ Title(s)
- ☐ Guardian/Conservator
- ☐ Partner - Limited/General
- ☐ Trustee(s)
- ☐ Other: _____

representing: _____
Name(s) of Person(s) Entity(ies) Signer is Representing

Additional Information

Method of Signer Identification

Proved to me on the basis of satisfactory evidence:
☐ form(s) of identification ☐ credible witness(es)

Notarial event is detailed in notary journal on:
Page # _____ Entry # _____

Notary contact: _____

Other

☐ Additional Signer ☐ Signer(s) Thumbprints(s)

☐ _____

© 2009-2015 Notary Learning Center - All Rights Reserved You can purchase copies of this form from our web site at www.TheNotarysStore.com

CITY CLERK

Approved as to form:

CITY ATTORNEY

[This page for acknowledgments.]

Bond No: CMS331808
Premium: $4,688.00

CITY OF BANNING

FAITHFUL PERFORMANCE BOND

37474
(Name or Tract Number of Subdivision)

KNOW ALL MEN BY THESE PRESENTS:

WHEREAS, Pardee Homes (hereinafter designated as "Principal") has executed a Subdivision Improvement Agreement ("Agreement" herein) with the City of Banning, a municipal corporation of the State of California ("City" herein), whereby Principal agrees to construct, install, complete and guarantee for one year after acceptance thereof, certain designated public improvements generally identified as follows: Atwell PA3 Street Improvements; and

WHEREAS, said Agreement is incorporated herein by this reference; and

WHEREAS, said Principal is required under the terms of said Agreement to furnish a corporate surety bond or other approved improvement security to guarantee the faithful performance of said Agreement;

NOW, THEREFORE, the Principal designated above, and RLI Insurance Company, as Surety, are held and firmly bound unto the City in the penal sum of One Million One Hundred Seventy Two Thousand Eighty One & 15/100 Dollars ($ 1,172,081.15), lawful money of the United States, for the payment of which sum well and truly to be made, we bind ourselves, our heirs, successors, executors and administrators, jointly and severally, firmly by these presents.

The condition of this obligation is such that if the above-bounded Principal, his or its heirs, executors, administrators, successors, or assigns, shall in all things stand to, abide by, well and truly keep and perform the covenants, conditions and provisions in said Agreement and any modification thereof made as therein provided, on his or their part, to be kept and performed at the time and in the manner therein specified, and in all respects according to their true intent and meaning, and shall indemnify and save harmless the City, its officers, agents and employees, as therein stipulated; then this obligation shall become void; otherwise, this obligation shall be and remain in full force and effect.

As a part of the obligation secured hereby, and in addition to the face amount specified, costs and reasonable expenses and fees shall be included, including reasonable attorneys' fees, incurred by the City in successfully enforcing the obligation, all to be taxed as costs and included in any judgment rendered.

The Surety hereby stipulates and agrees that no change, extension of time, alteration or addition to the terms of the Agreement, the work to be performed thereunder, or the Improvement Plans and related specifications accompanying the Agreement shall in any manner affect its obligations on this bond. The Surety hereby waives notice of any such change, extension of time, alteration or addition to the terms of the Agreement, the work, or the Improvement Plans and related specifications.

IN WITNESS WHEREOF, this instrument has been duly executed by the above-named Principal and Surety as of the date or dates set forth below the signatures of their authorized officers.

Note: All signatures must be acknowledged before a notary public. Attach appropriate acknowledgment.

"PRINCIPAL"

Pardee Homes
(Type name of Principal)

1250 Corona Pointe Court, Suite 600
(Street Address)

Corona, CA 92879
(City) (State) (Zip)

By: _____
(Signature of authorized officer)

Jeff Chambers, VP Community Development
(Title of officer)

Date: 10-2-19

"SURETY"

RLI Insurance Company
(Type name of Surety)

6303 Owensmouth Ave, 10th Floor
(Street Address)

Woodland Hills, CA 91367
(City) (State) (Zip)

By: _____
(Signature of authorized officer)

Janina Monroe, Attorney-In-Fact
(Title of officer)

Date: September 30, 2019

APPROVED:

_____
City Attorney

California All-Purpose Certificate of Acknowledgment

A notary public or other officer completing this certificate verifies only the identity of the individual who signed the document to which this certificate is attached, and not the truthfulness, accuracy, or validity of that document.

State of California
County of Riverside } s.s.

On October 2, 2019 before me, Ana E. Chavez Perez, Notary Public,
Name of Notary Public, Title

personally appeared Jeff Chambers
Name of Signer (1)

Name of Signer (2)

who proved to me on the basis of satisfactory evidence to be the person(s) whose name(s) is/are subscribed to the within instrument and acknowledged to me that he/she/they executed the same in his/her/their authorized capacity(ies), and that by his/her/their signature(s) on the instrument the person(s), or the entity upon behalf of which the person(s) acted, executed the instrument.

I certify under PENALTY OF PERJURY under the laws of the State of California that the foregoing paragraph is true and correct.

WITNESS my hand and official seal.

Signature of Notary Public

TGJ1 ANA E. CHAVEZ PEREZ
NOTARY PUBLIC - CALIFORNIA
COMMISSION # 2286015
RIVERSIDE COUNTY
My Comm. Exp. April 22, 2023 TGJ1

OPTIONAL INFORMATION

Although the information in this section is not required by law, it could prevent fraudulent removal and reattachment of this acknowledgment to an unauthorized document and may prove useful to persons relying on the attached document.

Description of Attached Document

The preceding Certificate of Acknowledgment is attached to a document titled/for the purpose of _____,

containing _____ pages, and dated _____.

The signer(s) capacity or authority is/are as:

- ☐ Individual(s)
- ☐ Attorney-in-fact
- ☐ Corporate Officer(s) _____
  Title(s)
- ☐ Guardian/Conservator
- ☐ Partner - Limited/General
- ☐ Trustee(s)
- ☐ Other: _____

representing: _____
Name(s) of Person(s) Entity(ies) Signer is Representing

Additional Information

Method of Signer Identification

Proved to me on the basis of satisfactory evidence:
☐ form(s) of identification ☐ credible witness(es)

Notarial event is detailed in notary journal on:
Page # _____ Entry # _____

Notary contact: _____

Other

☐ Additional Signer ☐ Signer(s) Thumbprints(s)

☐ _____

© 2009-2015 Notary Learning Center - All Rights Reserved You can purchase copies of this form from our web site at www.TheNotarysStore.com

ALL- PURPOSE
CERTIFICATE OF ACKNOWLEDGMENT

A notary public or other officer completing this certificate verifies only the identity of the individual who signed the document to which this certificate is attached, and not the truthfulness, accuracy, or validity of that document.

State of California }

County of Orange }

On SEP 30 2019 before me, Brianne Davis, Notary Public,
(Here insert name and title of the officer)

personally appeared Janina Monroe,
who proved to me on the basis of satisfactory evidence to be the person~~(s)~~ whose name~~(s)~~ is/~~are~~ subscribed to the within instrument and acknowledged to me that ~~he~~/she/~~they~~ executed the same in ~~his~~/her/~~their~~ authorized capacity~~(ies)~~, and that by ~~his~~/her/~~their~~ signature~~(s)~~ on the instrument the person~~(s)~~, or the entity upon behalf of which the person~~(s)~~ acted, executed the instrument.

I certify under PENALTY OF PERJURY under the laws of the State of California that the foregoing paragraph is true and correct.

WITNESS my hand and official seal.

Notary Public Signature (Notary Public Seal)

BRIANNE DAVIS
Notary Public – California
Orange County
Commission # 2195215
My Comm. Expires May 1, 2021

ADDITIONAL OPTIONAL INFORMATION

DESCRIPTION OF THE ATTACHED DOCUMENT

(Title or description of attached document)

(Title or description of attached document continued)

Number of Pages _____ Document Date_____

CAPACITY CLAIMED BY THE SIGNER

- ☐ Individual (s)
- ☐ Corporate Officer
  (Title)
- ☐ Partner(s)
- ☒ Attorney-in-Fact
- ☐ Trustee(s)
- ☐ Other _____

2015 Version www.NotaryClasses.com 800-873-9865

INSTRUCTIONS FOR COMPLETING THIS FORM

This form complies with current California statutes regarding notary wording and, if needed, should be completed and attached to the document. Acknowledgments from other states may be completed for documents being sent to that state so long as the wording does not require the California notary to violate California notary law.

- State and County information must be the State and County where the document signer(s) personally appeared before the notary public for acknowledgment.
- Date of notarization must be the date that the signer(s) personally appeared which must also be the same date the acknowledgment is completed.
- The notary public must print his or her name as it appears within his or her commission followed by a comma and then your title (notary public).
- Print the name(s) of document signer(s) who personally appear at the time of notarization.
- Indicate the correct singular or plural forms by crossing off incorrect forms (i.e. ~~he~~/she/~~they,~~ is /~~are~~) or circling the correct forms. Failure to correctly indicate this information may lead to rejection of document recording.
- The notary seal impression must be clear and photographically reproducible. Impression must not cover text or lines. If seal impression smudges, re-seal if a sufficient area permits, otherwise complete a different acknowledgment form.
- Signature of the notary public must match the signature on file with the office of the county clerk.
  - Additional information is not required but could help to ensure this acknowledgment is not misused or attached to a different document.
  - Indicate title or type of attached document, number of pages and date.
  - Indicate the capacity claimed by the signer. If the claimed capacity is a corporate officer, indicate the title (i.e. CEO, CFO, Secretary).
- Securely attach this document to the signed document with a staple.

POWER OF ATTORNEY

RLI Insurance Company
Contractors Bonding and Insurance Company

9025 N. Lindbergh Dr. Peoria, IL 61615
Phone: 800-645-2402

Know All Men by These Presents:

That this Power of Attorney is not valid or in effect unless attached to the bond which it authorizes executed, but may be detached by the approving officer if desired.

That **RLI Insurance Company** and/or **Contractors Bonding and Insurance Company**, each an Illinois corporation, (separately and together, the "Company") do hereby make, constitute and appoint:

Paul Boucher, Janina Monroe, Dennis Langer, Michelle Haase, Timothy Noonan, jointly or severally

in the City of Irvine, State of California its true and lawful Agent(s) and Attorney(s) in Fact, with full power and authority hereby conferred, to sign, execute, acknowledge and deliver for and on its behalf as Surety, in general, any and all bonds and undertakings in an amount not to exceed **Twenty Five Million** Dollars (**$25,000,000.00**) for any single obligation.

The acknowledgment and execution of such bond by the said Attorney in Fact shall be as binding upon the Company as if such bond had been executed and acknowledged by the regularly elected officers of the Company.

RLI Insurance Company and/or **Contractors Bonding and Insurance Company**, as applicable, have each further certified that the following is a true and exact copy of a Resolution adopted by the Board of Directors of each such corporation, and is now in force, to-wit:

> "All bonds, policies, undertakings, Powers of Attorney or other obligations of the corporation shall be executed in the corporate name of the Company by the President, Secretary, any Assistant Secretary, Treasurer, or any Vice President, or by such other officers as the Board of Directors may authorize. The President, any Vice President, Secretary, any Assistant Secretary, or the Treasurer may appoint Attorneys in Fact or Agents who shall have authority to issue bonds, policies or undertakings in the name of the Company. The corporate seal is not necessary for the validity of any bonds, policies, undertakings, Powers of Attorney or other obligations of the corporation. The signature of any such officer and the corporate seal may be printed by facsimile."

IN WITNESS WHEREOF, the **RLI Insurance Company** and/or **Contractors Bonding and Insurance Company**, as applicable, have caused these presents to be executed by its respective Vice President with its corporate seal affixed this 15th day of January, 2019.

CONTRACTORS BONDING AND INSURANCE COMPANY CORPORATE SEAL ILLINOIS

RLI INSURANCE COMPANY CORPORATE SEAL ILLINOIS

RLI Insurance Company
Contractors Bonding and Insurance Company

By: Barton W. Davis — Vice President

State of Illinois
County of Peoria } SS

On this 15th day of January, 2019, before me, a Notary Public, personally appeared Barton W. Davis, who being by me duly sworn, acknowledged that he signed the above Power of Attorney as the aforesaid officer of the **RLI Insurance Company** and/or **Contractors Bonding and Insurance Company** and acknowledged said instrument to be the voluntary act and deed of said corporation.

By: Gretchen L. Johnigk — Notary Public

NOTARY PUBLIC STATE OF ILLINOIS
GRETCHEN L JOHNIGK
"OFFICIAL SEAL"
My Commission Expires May 26, 2020

CERTIFICATE

I, the undersigned officer of **RLI Insurance Company** and/or **Contractors Bonding and Insurance Company**, do hereby certify that the attached Power of Attorney is in full force and effect and is irrevocable; and furthermore, that the Resolution of the Company as set forth in the Power of Attorney, is now in force. In testimony whereof, I have hereunto set my hand and the seal of the **RLI Insurance Company** and/or **Contractors Bonding and Insurance Company** this _____ day of SEP 30 2019.

RLI Insurance Company
Contractors Bonding and Insurance Company

By: Jean M. Stephenson — Corporate Secretary

Bond No: CMS331808
Premium: Included in cost of performance bond

CITY OF BANNING

PAYMENT BOND

37474
(Name or Tract Number of Subdivision)

KNOW ALL MEN BY THESE PRESENTS:

WHEREAS, Pardee Homes, (hereinafter designated as "Principal") has executed a Subdivision Improvement Agreement ("Agreement" herein) with the City of Banning, a municipal corporation of the State of California ("City" herein), whereby Principal agrees to construct, install and complete certain designated public improvements generally identified as follows: Atwell PA3 Street Improvements; and

WHEREAS, said Agreement is dated _____, 20__ and is incorporated herein by this reference; and

WHEREAS, said Principal is required under the terms of said Agreement, before entering upon the performance of the work, to file with the City a good and sufficient payment bond, or other approved security, to secure the claims to which reference is made in Title 3 (commencing with Section 9000) of Part 6 of Division 4 of the California Civil Code and in Government Code Section 66497;

NOW, THEREFORE, the Principal designated above, and RLI Insurance Company, as Surety, are held firmly bound unto the City and all contractors, subcontractors, laborers, materialmen and other persons employed in the performance of said Agreement and referred to in the above-referenced Civil Code and Government Code in the sum of One Million One * Dollars ($ 1,172,081.15), for materials furnished or labor thereon of any kind, or for amounts due under the Unemployment Insurance Act with respect to such work or labor; that said Surety will pay the same in an amount not exceeding the amount hereinabove set forth; and in case suit is brought upon this bond, will pay, in addition to the face amount thereof, costs and reasonable expenses and fees, including reasonable attorneys' fees, incurred by the City in successfully enforcing such obligation, to be awarded and fixed by the court, and to be taxed as costs and to be included in the judgment therein rendered.

It is hereby expressly stipulated and agreed that this bond shall inure to the benefit of any and all persons, companies and corporations entitled to file claims under Title 3 (commencing with Section 9000) of Part 6 of Division 4 of the Civil Code, and under Government Code Section 66497, so as to give a right of action to them or their assigns in any suit brought upon this bond.

*Hundred Seventy Two Thousand Eighty One & 15/100

Should the condition of this bond be fully performed, then this obligation shall become null and void, otherwise it shall be and remain in full force and effect.

The Surety hereby stipulates and agrees that no change, extension of time, alteration or addition to the terms of said Agreement or the Improvement Plans or related specifications accompanying the same shall in any manner affect its obligations on this bond, and it does hereby waive notice of any such change, extension, alteration or addition.

IN WITNESS WHEREOF, this instrument has been duly executed by the above-named Principal and Surety as of the date or dates set forth below the signatures of their authorized officers.

Note: All signatures must be acknowledged before a notary public. Attach appropriate acknowledgment.

"PRINCIPAL"

Pardee Homes
(Type name of Principal)

1250 Corona Pointe Court, Suite 600
(Street Address)

Corona, CA 92879
(City) (State) (Zip)

By: _____
(Signature of authorized officer)

Jeff Chambers, VP Community Development
(Title of officer)

Date: 10-2-19

"SURETY"

RLI Insurance Company
(Type name of Surety)

6303 Owensmouth Ave, 10th Floor

(Street Address)

Woodland Hills, CA 91367

(City) (State) (Zip)

By: _____

(Signature of authorized officer)

Janina Monroe, Attorney-In-Fact

(Title of officer)

Date: September 30, 2019

APPROVED:

_____

City Attorney

California All-Purpose Certificate of Acknowledgment

A notary public or other officer completing this certificate verifies only the identity of the individual who signed the document to which this certificate is attached, and not the truthfulness, accuracy, or validity of that document.

State of California
County of Riverside } s.s.

On October 2, 2019 before me, Ana E. Chavez Perez, Notary Public,
Name of Notary Public, Title

personally appeared Jeff Chambers
Name of Signer (1)

Name of Signer (2)

who proved to me on the basis of satisfactory evidence to be the person(s) whose name(s) is/are subscribed to the within instrument and acknowledged to me that he/she/they executed the same in his/her/their authorized capacity(ies), and that by his/her/their signature(s) on the instrument the person(s), or the entity upon behalf of which the person(s) acted, executed the instrument.

I certify under PENALTY OF PERJURY under the laws of the State of California that the foregoing paragraph is true and correct.

WITNESS my hand and official seal.

Signature of Notary Public

ANA E. CHAVEZ PEREZ
NOTARY PUBLIC - CALIFORNIA
COMMISSION # 2286015
RIVERSIDE COUNTY
My Comm. Exp. April 22, 2023

OPTIONAL INFORMATION

Although the information in this section is not required by law, it could prevent fraudulent removal and reattachment of this acknowledgment to an unauthorized document and may prove useful to persons relying on the attached document.

Description of Attached Document

The preceding Certificate of Acknowledgment is attached to a document titled/for the purpose of _____,

containing _____ pages, and dated _____.

The signer(s) capacity or authority is/are as:

- ☐ Individual(s)
- ☐ Attorney-in-fact
- ☐ Corporate Officer(s) _____
  Title(s)
- ☐ Guardian/Conservator
- ☐ Partner - Limited/General
- ☐ Trustee(s)
- ☐ Other: _____

representing: _____
Name(s) of Person(s) Entity(ies) Signer is Representing

Additional Information

Method of Signer Identification

Proved to me on the basis of satisfactory evidence:

☐ form(s) of identification ☐ credible witness(es)

Notarial event is detailed in notary journal on:

Page # _____ Entry # _____

Notary contact: _____

Other

☐ Additional Signer ☐ Signer(s) Thumbprints(s)

☐ _____

© 2009-2015 Notary Learning Center - All Rights Reserved You can purchase copies of this form from our web site at www.TheNotarysStore.com

ALL- PURPOSE
CERTIFICATE OF ACKNOWLEDGMENT

A notary public or other officer completing this certificate verifies only the identity of the individual who signed the document to which this certificate is attached, and not the truthfulness, accuracy, or validity of that document.

State of California }

County of Orange }

On SEP 30 2019 before me, Brianne Davis, Notary Public,
(Here insert name and title of the officer)

personally appeared Janina Monroe,
who proved to me on the basis of satisfactory evidence to be the person(s) whose name(s) is/are subscribed to the within instrument and acknowledged to me that he/she/they executed the same in his/her/their authorized capacity(ies), and that by his/her/their signature(s) on the instrument the person(s), or the entity upon behalf of which the person(s) acted, executed the instrument.

I certify under PENALTY OF PERJURY under the laws of the State of California that the foregoing paragraph is true and correct.

WITNESS my hand and official seal.

Notary Public Signature (Notary Public Seal)

BRIANNE DAVIS
Notary Public – California
Orange County
Commission # 2195215
My Comm. Expires May 1, 2021

ADDITIONAL OPTIONAL INFORMATION

DESCRIPTION OF THE ATTACHED DOCUMENT

(Title or description of attached document)

(Title or description of attached document continued)

Number of Pages _____ Document Date_____

CAPACITY CLAIMED BY THE SIGNER

- ☐ Individual (s)
- ☐ Corporate Officer
  (Title)
- ☐ Partner(s)
- ☒ Attorney-in-Fact
- ☐ Trustee(s)
- ☐ Other _____

2015 Version www.NotaryClasses.com 800-873-9865

INSTRUCTIONS FOR COMPLETING THIS FORM

This form complies with current California statutes regarding notary wording and, if needed, should be completed and attached to the document. Acknolwedgents from other states may be completed for documents being sent to that state so long as the wording does not require the California notary to violate California notary law.

- State and County information must be the State and County where the document signer(s) personally appeared before the notary public for acknowledgment.
- Date of notarization must be the date that the signer(s) personally appeared which must also be the same date the acknowledgment is completed.
- The notary public must print his or her name as it appears within his or her commission followed by a comma and then your title (notary public).
- Print the name(s) of document signer(s) who personally appear at the time of notarization.
- Indicate the correct singular or plural forms by crossing off incorrect forms (i.e. ~~he~~/she/~~they,~~ is /~~are~~) or circling the correct forms. Failure to correctly indicate this information may lead to rejection of document recording.
- The notary seal impression must be clear and photographically reproducible. Impression must not cover text or lines. If seal impression smudges, re-seal if a sufficient area permits, otherwise complete a different acknowledgment form.
- Signature of the notary public must match the signature on file with the office of the county clerk.
  - Additional information is not required but could help to ensure this acknowledgment is not misused or attached to a different document.
  - Indicate title or type of attached document, number of pages and date.
  - Indicate the capacity claimed by the signer. If the claimed capacity is a corporate officer, indicate the title (i.e. CEO, CFO, Secretary).
- Securely attach this document to the signed document with a staple.

POWER OF ATTORNEY

RLI Insurance Company
Contractors Bonding and Insurance Company

9025 N. Lindbergh Dr. Peoria, IL 61615
Phone: 800-645-2402

Know All Men by These Presents:

That this Power of Attorney is not valid or in effect unless attached to the bond which it authorizes executed, but may be detached by the approving officer if desired.

That **RLI Insurance Company** and/or **Contractors Bonding and Insurance Company**, each an Illinois corporation, (separately and together, the "Company") do hereby make, constitute and appoint:

Paul Boucher, Janina Monroe, Dennis Langer, Michelle Haase, Timothy Noonan, jointly or severally

in the City of Irvine, State of California its true and lawful Agent(s) and Attorney(s) in Fact, with full power and authority hereby conferred, to sign, execute, acknowledge and deliver for and on its behalf as Surety, in general, any and all bonds and undertakings in an amount not to exceed **Twenty Five Million** Dollars (**$25,000,000.00**) for any single obligation.

The acknowledgment and execution of such bond by the said Attorney in Fact shall be as binding upon the Company as if such bond had been executed and acknowledged by the regularly elected officers of the Company.

RLI Insurance Company and/or **Contractors Bonding and Insurance Company**, as applicable, have each further certified that the following is a true and exact copy of a Resolution adopted by the Board of Directors of each such corporation, and is now in force, to-wit:

> "All bonds, policies, undertakings, Powers of Attorney or other obligations of the corporation shall be executed in the corporate name of the Company by the President, Secretary, any Assistant Secretary, Treasurer, or any Vice President, or by such other officers as the Board of Directors may authorize. The President, any Vice President, Secretary, any Assistant Secretary, or the Treasurer may appoint Attorneys in Fact or Agents who shall have authority to issue bonds, policies or undertakings in the name of the Company. The corporate seal is not necessary for the validity of any bonds, policies, undertakings, Powers of Attorney or other obligations of the corporation. The signature of any such officer and the corporate seal may be printed by facsimile."

IN WITNESS WHEREOF, the **RLI Insurance Company** and/or **Contractors Bonding and Insurance Company**, as applicable, have caused these presents to be executed by its respective Vice President with its corporate seal affixed this 15th day of January, 2019.

CONTRACTORS BONDING AND INSURANCE COMPANY CORPORATE SEAL ILLINOIS

RLI INSURANCE COMPANY CORPORATE SEAL ILLINOIS

RLI Insurance Company
Contractors Bonding and Insurance Company

By: B.W. D
Barton W. Davis — Vice President

State of Illinois
County of Peoria } SS

On this 15th day of January, 2019, before me, a Notary Public, personally appeared Barton W. Davis, who being by me duly sworn, acknowledged that he signed the above Power of Attorney as the aforesaid officer of the **RLI Insurance Company** and/or **Contractors Bonding and Insurance Company** and acknowledged said instrument to be the voluntary act and deed of said corporation.

By: Gretchen L. Johnigk
Gretchen L. Johnigk — Notary Public

NOTARY PUBLIC STATE OF ILLINOIS
GRETCHEN L JOHNIGK
"OFFICIAL SEAL"
My Commission Expires May 26, 2020

CERTIFICATE

I, the undersigned officer of **RLI Insurance Company** and/or **Contractors Bonding and Insurance Company**, do hereby certify that the attached Power of Attorney is in full force and effect and is irrevocable; and furthermore, that the Resolution of the Company as set forth in the Power of Attorney, is now in force. In testimony whereof, I have hereunto set my hand and the seal of the **RLI Insurance Company** and/or **Contractors Bonding and Insurance Company** this _____ day of _____, SEP 30 2019.

RLI Insurance Company
Contractors Bonding and Insurance Company

By: Jean M. Stephenson
Jean M. Stephenson — Corporate Secretary

APPROVED BY
CITY OF BANNNG

JUL 03 2019

PUBLIC WORKS DEPT

Prepared By:	MDS Consulting
Date Prepared:	7/3/2019
Approved By:	
Date Approved:	
Tract No.:	37474
	Street

City of Banning Engineering Division
Construction Cost Estimate for Bonding, Plan Check & Inspection Fees
(Subdivisions/Public Works/Commercial Projects)

ITEM	UNIT	QUANTITY	UNIT PRICE	TOTAL
STREET IMPROVEMENTS				
4" Asphalt Concete (121,231 SF)	Ton	2,880	$ 80.00	$ 230,400.00
6" Aggregate Base Class II (121,231 SF)	Ton	4,364	$ 60.00	$ 261,840.00
6-inch Wedge Curb & Gutter	LF	6,739	$ 25.00	$ 168,475.00
6-inch Curb & Gutter	LF	136	$ 25.00	$ 3,400.00
Concrete Sidewalk (4-inch thick)	SF	34,941	$ 5.00	$ 174,705.00
Adjust Water Valve to Grade (2nd Adjust.)	Each	28	$ 250.00	$ 7,000.00
Adjust SD Manhole to Grade (2nd Adjust.)	Each	5	$ 500.00	$ 2,500.00
Adjust Sewer Manhole to Grade (2nd Adjust.)	Each	17	$ 500.00	$ 8,500.00
LED Solar Street Light	Each	11	$ 4,000.00	$ 44,000.00
Concrete Cross Gutter & Spandrels	SF	3,943	$ 4.50	$ 17,743.50
Curb Ramp	Each	12	$ 3,000.00	$ 36,000.00
6-inch Curb Only	LF	187	$ 12.00	$ 2,244.00
Curb & Gutter Transition	Each	2	$ 150.00	$ 300.00
Extended Sidewalk at Catch Basin	SF	93	$ 5.00	$ 465.00
Remove Barricade	SF	93	$ 500.00	$ 46,500.00
Undersidewalk Drain	Each	1	$ 3,000.00	$ 3,000.00
Blue-reflective Fire Hydrant Marker	Each	12	$ 100.00	$ 1,200.00
Sign Post	Each	12	$ 150.00	$ 1,800.00
Street Name Sign	Each	12	$ 300.00	$ 3,600.00
Traffic Sign	Each	11	$ 400.00	$ 4,400.00
Stop Marking	Each	8	$ 100.00	$ 800.00
Stop Bar Striping	LF	146	$ 2.25	$ 328.50
TOTAL				**$ 1,019,201.00**
15% Contingency				**$ 152,880.15**
GRAND TOTAL				**$ 1,172,081.15**
			Faithful Performance (100%)	$ 1,172,081.15
			Labor & Material (100%)	$ 1,172,081.15

BOND REQUEST FORM

1	CONSULTANT REQUEST DATE:	9/26/2019
2	PARDEE LDM (print):	Michael Heishman
3	LDM APPROVAL (initial & date):	9/26/19
4	PARDEE JOB NO.:	70569005
5	PARDEE JOB DESCRIPTION:	ATWELL PA3 Street Improvements
6	ENGINEER OF RECORD:	MDS Consulting
7	MUNICIPALITY (OBLIGEE):	City of Banning
8	ADDRESS:	99 East Ramsey Street Banning, CA 92220
9	REFERENCE NUMBER:	Tract 37474
10	BOND AMOUNT:	$1,172,081.15
11	BOND TYPE:	Faithful Performance & Payment Bond
12	PROJECTED EXONERATION:	9/01/2021

********** ***CONSULTANT INCLUSIONS -- CHECK ALL THAT APPLY*** **********

13	**BOND ESTIMATE:**	X
14	**ORIGINAL BOND FORM:**	
15	**ASSOCIATED FEES CHECK REQUEST:**	

********** ***LEGEND*** **********

ITEMS 2 - 5 **SUPPLIED BY PARDEE**

ITEMS 1 & 6 - 12 **SUPPLIED BY CONSULTANT**

ITEM 9: PERMIT OR OTHER MUNICIPALITY REFERENCE NUMBER
ITEM 11: PERFORMANCE, LABOR & MATERIALS, GRADING SURETY, WARRANTY, ETC.
ITEM 12: DATE PARDEE CAN EXPECT TO RECEIVE EXONERATION LETTER FROM MUNICIPALITY
ITEM 13: BOND ESTIMATE OR TABULATION FORM - APPROVED BY MUNICIPALITY
ITEM 14: ORIGINAL MUNICIPALITY APPROVED BOND FORM (if required by Municipality)
ITEM 15: PERMIT OR OTHER FEES - CHECK REQUEST INCLUDED (if required)

last updated:
11/30/2004

CITY OF BANNING

SUBDIVISION IMPROVEMENT AGREEMENT

* * * * * * SUBDIVISION REFERENCE DATA * * * * * *

[X] FINAL TRACT MAP NO. 37298-1 ("Final Map" herein)

[ ] PARCEL MAP NO. _____("Parcel Map" herein)

NAME OR TRACT NUMBER OF SUBDIVISION ("Subdivision" herein):	ATWELL – 37298-1
NAME AND ADDRESS OF SUBDIVIDER(S):	PARDEE HOMES 1250 CORONA POINTE CT, #600 CORONA, CA 92881
CITY COUNCIL RESOLUTION OF APPROVAL NO.	2019-151 ("Resolution of Approval" herein)

DATE(S) THAT IMPROVEMENT PLANS WERE APPROVED BY THE CITY ENGINEER: see dates below

IMPROVEMENT/PLAN NO.:	
NP-1 Site Plan - Approved 10/3/19	Segment D1 Plans - 3rd PC 11/5/19
NP-1 Pump Line - Approved 9/25/19	Sewer Imp Plans - Approved 8/07/2019
NP-1 Building Improvements	Water Imp Plans - Approved 8/07/2019
	Street Imp Plans - Approved 7/15/2019
	Storm Drain Imp Plans - Approved 7/15/2019

ESTIMATED TOTAL COSTS:		
	IMPROVEMENTS	$ 15,949,531.92
	GRADING	$ 0
	MONUMENTATION	$ 3,296,834.96
	TOTAL:	$ 19,246,366.88

FORM OF IMPROVEMENT SECURITY:

[X] AAA Corporate surety bonds

[ ] Deposit of money

NAME AND ADDRESS OF CORPORATE SURETY (if applicable):

RLI Insurance Company
(Name of Corporate Entity)
6303 Owensmouth Ave, 10th Floor
(Street Address)
Woodland Hills, CA 91367
(City) (State) (Zip)

SURETY BOND NUMBERS (if applicable):

Apex Street

- Storm Drain Bond#CMS331784
- Sewer Bond#CMS331785
- Street Bond#CMS331786
- Water Bond#CMS331787
- Non Potable Water Bond#CMS331788

Atwell Drive

- Water Bond#CMS331797
- Street Bond#CMS331798

Creekside Avenue

- Sewer Bond#CMS331780
- Storm Drain Bond#CMS331781
- Water Bond#CMS331782
- Street Bond#CMS331783

Highland Springs Avenue

- Storm Drain Bond#CMS331799
- Street Bond#CMS331800
- Water Drain Bond#CMS331801

Landmark Way

- Water Bond#CMS331792
- Street Bond#CMS331793
- Sewer Bond#CMS331794
- Storm Drain Bond#CMS331795
- Non Potable Water Bond#CMS331796

Meadowline Way

- Street Bond#CMS331802
- Water Bond#CMS331803
- Non Potable Water Bond#CMS331804
- Storm Drain Bond#CMS331805
- Sewer Bond#CMS331806

Wilson Street

- Storm Drain Bond#CMS331789
- Sewer Bond#CMS331790
- Water Bond#CMS331791
- Street Bond#CMS331807

Monumentation

- 37298-1 BB Bond#CMS331840
- Well NP1 NO Water Bond#CMS331845
- Segment D1 NP Water Bond#CMS331838
- NP Well Site Bond#CMS331837
- NP1 Pump Line NP Water Bond#CMS331836

EFFECTIVE DATE OF AGREEMENT: December 10, 2019
(to be inserted by City)

COMPLETION PERIOD: All public improvements (e.g. water, non-potable water, wastewater, streets, storm drain, etc.) of Tract Map No. 37298-1 shown on the approved plans for said tract map shall be completed within two years from the Effective Date of the Agreement.

All off-site non-potable water improvements (e.g. well NP-1 and site improvements, pump line, segment D-1, etc.) shown on the approved plans shall be completed within three years from the Effective Date of the Agreement.

* *

1. SUBDIVIDER'S OBLIGATION TO CONSTRUCT IMPROVEMENTS 2

2. INSPECTION OF WORK AND FINAL ACCEPTANCE 4

3. GUARANTEE AND WARRANTY OF THE IMPROVEMENTS 5

4. TIME EXTENSIONS 5

5. IMPROVEMENT SECURITY 6

6. REDUCTION OR RELEASE OF IMPROVEMENT SECURITY 7

7. INDEMNIFICATION OF CITY BY SUBDIVIDER 9

8. INSURANCE 11

9. OWNERSHIP OF THE IMPROVEMENTS 16

10. PREPARATION AND RECORDATION OF CC&RS 17

11. DEFAULT AND BREACH BY THE SUBDIVIDER AND REMEDIES OF THE CITY 17

12. RELATIONSHIP OF THE PARTIES 19

13. ASSIGNMENT 19

14. NOTICES 20

15. ENTIRE AGREEMENT 20

16. SEVERABILITY 20

17. INCORPORATION OF SUBDIVISION REFERENCE DATA AND RECITALS 20

18. GOVERNING LAW 20

19. EFFECTIVE DATE OF THE AGREEMENT 21

SUBDIVISION IMPROVEMENT AGREEMENT

THIS SUBDIVISION IMPROVEMENT AGREEMENT ("Agreement") is made and entered into by and between the City of Banning, a municipal corporation ("City"), and the Subdivider whose name and address is set forth above in the Subdivision Reference Data.

RECITALS

A. Subdivider has presented to the City for approval and recordation a Final Map, identified above in the Subdivision Reference Data, of a proposed subdivision pursuant to the Subdivision Map Act of the State of California and the City's ordinances and regulations as such ordinances and regulations are vested under the development agreement recorded in the official records of the County of Riverside on July 17, 2012 as Document No. 2012-0332888 ("Development Agreement") relating to the filing, approval and recordation of subdivision maps (collectively referred to herein as the "Subdivision Laws").

B. A tentative map of the Subdivision was previously approved by City, subject to the Subdivision Laws and to the City's standard requirements as vested under the Development Agreement and conditions of approval contained in the City Council's Resolution of Approval, a copy of which is on file in the Office of the City Clerk and which is incorporated herein by this reference.

C. The Subdivision Laws establish, as a condition precedent to the approval of a Final Map, that the Subdivider comply with the City Council's Resolution of Approval and either (i) complete, in compliance with applicable City standards, all of the improvements and land development work required by the Subdivision Laws and the City Council's Resolution of Approval; or (ii) enter into a secured agreement with the City to complete the improvements and land development work within a period of time specified by the City.

D. In consideration of approval of the Final Map for the Subdivision by the City Council, Subdivider desires to enter into this Agreement whereby Subdivider promises to install and complete, at its sole expense, except as otherwise provided in a credit/reimbursement agreement as provided for in the Development Agreement, all public improvement work required by the City as set forth on the Improvement Plans (as defined below) for the proposed Subdivision. Subdivider has secured this Agreement by improvement security required by the Subdivision Laws and approved by the City. In any conflict between the terms in this Agreement and the Development Agreement, the Development Agreement shall be the controlling document.

E. Improvement Plans, and related specifications, numbered as designated above in the Subdivision Reference Data, for the construction, installation and completion of the Improvements identified in Schedule A hereto, have been prepared by the Subdivider, approved by the City Engineer, and are on file in the office of the City Engineer. Said Improvement Plans, and related specifications, subsequently modified by the mutual written agreement of the parties, are hereby referred to as the "Improvement Plans" and are incorporated herein by this reference.

Any improvement to be constructed pursuant to the Improvement Plan is hereby referred to individually as an "**Improvement**" and collectively as the "**Improvements**".

NOW, THEREFORE, in consideration of the approval and recordation by the City Council of the Final Map of the Subdivision, Subdivider and City agree as follows:

1. SUBDIVIDER'S OBLIGATION TO CONSTRUCT IMPROVEMENTS

A. Subdivider shall, at its sole expense, unless otherwise provided in a credit/reimbursement agreement as provided for in the Development Agreement, and in compliance with the provisions of the Subdivision Laws, the Improvement Plans, conditions of approval of the Tentative Map, and all applicable City standards and fees, and in a good and workmanlike fashion, furnish, construct, install and guarantee (as set forth in Section 3) the Improvements, Grading, and Monumentation described on the tentative map and in the City Council's Resolution of Approval relating thereto (collectively, the "Improvements").

B. To the extent necessary to construct the Improvements, as determined by the City Engineer, the Subdivider shall acquire and dedicate, or pay the reasonable, documented cost of acquisition by City of, all rights-of-way, easements and other interests in real property for the construction or installation of the Improvements, free and clear of all liens and encumbrances. If the Subdivider is unable to acquire such rights-of-way, easements and other interests in real property by negotiation, then Subdivider shall, within 120 days of Final Map approval, enter into a condemnation agreement with City pursuant to Government Code Section 66462.5, by which the City will commence the process for the acquisition of the rights-of-way, easements or other real property.

C. Subject to any time extensions granted in accordance with Section 4, Subdivider shall complete all Improvements within its respective "Completion Period" specified in the Subdivision Reference Data; provided, however, that if the City Engineer reasonably determines in good faith that accelerated construction of the Improvements is essential in order to protect the public health, welfare and safety, the City Engineer shall give Subdivider not less than fifteen (15) business days' prior written notice to commence or accelerate installation and construction of such Improvements, or any portion thereof. The notice shall be in writing, and shall describe the work to be done by Subdivider, the time within which the work will commence, the period within which the work will be completed and identify the reasons that such early commencement is essential in order to protect the public health, welfare and safety. All or any portions of said Improvements may be required to be constructed or completed at a specified time, providing the foregoing criteria is met. If the Subdivider objects to the commencement or acceleration of the Improvements as specified by the City Engineer, Subdivider may appeal the decision of the City Engineer to the City Council. Any such appeal shall be filed with the City Clerk within 10 days after receipt by Subdivider of the written notice from the City Engineer.

D. If the Improvements to be constructed by Subdivider include monumentation, such monumentation shall be installed not later than thirty (30) days after the City's acceptance of all other Improvements pursuant to Section 2. As used herein,

"monumentation" shall mean the setting of survey monuments and tie points in accordance with the Subdivision Laws, and the delivery to the City Engineer of tie notes for said points.

E. Subdivider shall , at its sole expense, unless otherwise provided in a credit/reimbursement agreement as provided for in the Development Agreement, replace or repair all public improvements, public utility facilities, and surveying or subdivision monuments which are destroyed or damaged as a result of any work performed by Subdivider under this Agreement during or after the Completion Period. Any such replacement or repair shall be subject to the approval of the City Engineer.

F. In addition to, and separate from, the indemnity obligations contained in Section 9 of this Agreement, and without limiting the City's remedies under general construction defect law, Subdivider shall be responsible for the care, repair and maintenance of the applicable portion of the Improvements until the latter of the following time periods: (i) the Improvements or applicable portion thereof is accepted in writing by the City; or (ii) the expiration of the required one-year guarantee and warranty period as specified herein; or (iii) the expiration of any applicable period of time requiring the care, repair and maintenance of the applicable Improvement specified in the Development Agreement (not including the term of any Development Agreement). Neither City, nor its officers, agents and employees, shall have any liability for any accident, loss or damage to the Improvements and that may result from the construction of the Improvements prior to their completion and written acceptance by the City

G. In addition to, and separate from: (1) the indemnity obligations contained in Section 7 of this Agreement, (2) the care, repair and maintenance provisions under paragraph E of this Section 1 of this Agreement; and (3) the warranty and guarantee provisions of Section 3 of this Agreement, Subdivider shall repair and correct, or be liable to the City for any cost to repair and correct, any defect in the construction of the Improvements that is identified by City within in accordance with general construction defect law ten (10) years after City's acceptance of the Improvement, provided the City provides written notice to Subdivider of the existence of the defect within that the time period under law, and the defect is caused directly or indirectly by the design, construction, functionality, installation, assembly or workmanship of Subdivider. Nothing contained in this paragraph is intended to limit or otherwise waive any right or cause of action under applicable construction defect law that City may assert against Subdivider.

H. Subdivider shall, at its sole expense, unless otherwise provided in a credit/reimbursement agreement as provided for in the Development Agreement, obtain all necessary permits and licenses for the construction and installation of the Improvements, give all necessary notices, and pay all applicable fees required by City ordinance or resolution and all taxes required by law.

I. Not less than seven (7) days prior to commencement of work on the Improvements, Subdivider shall give written notice to the City Engineer of the date fixed for such commencement of work in order that the City Engineer shall have adequate time to schedule all necessary inspections.

J. SUBDIVIDER shall pay all applicable City fees and costs stipulated in the latest fee resolution as adopted by the City Council from time to time as required for the development of the SUBDIVISION including but not limited to the following:

1. Building Permit Fees --- to be paid at the time of building permit issuance;

2. Final Map Plan Check Fees --- to be paid at time of submittal of final map for plan check and resubmittal of revised final map for plan check;

3. Final Map Moratorium Fees --- to be paid from cash deposit established at time of filing final map;

4. Plan Check and Review Fees --- to be paid from cash deposit established at time of filing improvement plans for plan check;

5. Encroachment Permit Fees --- to be paid at time of application for encroachment permit;

6. Inspection Fees --- to be paid from cash deposit established at time of construction permit issuance; and

7. Grading Permit Fee --- to be paid from cash deposit established at time of grading permit issuance.

K. Subdivider shall provide City with final Record Drawings of all plans developed for the Subdivision, showing all changes and as built conditions as specified in the Tentative Tract Map Conditions of Approval, and shall provide electronic image files of those final Record Drawings consistent with electronic image file size and type specifications of the City prior to the acceptance of improvements and release of bonds or other security.

2. <u>INSPECTION OF WORK AND FINAL ACCEPTANCE</u>

A. Subdivider shall at all times maintain proper facilities and safe access for inspection of the Improvements by the City Engineer and other City personnel and inspection consultants.

B. Upon completion of the work on all or any category of the Improvements, the Subdivider may request a final inspection by the City Engineer. Within forty-five (45) days of receipt of the written letter request, the City Engineer shall inspect the Improvements and provide written notice to Subdivider of the list of items which have been found to be incomplete and the list of items which have been found to be complete. If the City Engineer determines that all or any specified category of the Improvements have been completed in accordance with this Agreement and in compliance with the Improvement Plans and all applicable City standards, then the City Engineer shall acknowledge that determination in a report to the City Council. If the Improvements that are completed are to be dedicated to or owned by the City (Improvements within City right of way and property for public use), the City Engineer's determination shall be

submitted to the City Council for final acceptance by the City, unless such power to accept has been delegated by the City Council to the City Engineer or some other officer of the City, in which case the final acceptance shall be subject to the approval of that specified official. If the Improvements that are completed are to be dedicated to or owned by a public entity other than the City, the Subdivider's written request shall be submitted to the applicable public entity or other owner, for final acceptance. Subdivider shall bear all costs of inspection and determination of completeness in accordance with City's formally adopted and applicable fees and rates.

C. Acceptance of all or any specified category of the Improvements by the City Council shall be made upon recommendation and certification of the City Engineer following inspection of said Improvements pursuant to subparagraph B above. The City Council shall act upon the City Engineer's recommendation that such public Improvements have been completed unless such power to accept has been delegated by the City Council to the City Engineer or some other officer of the City, in which case the final acceptance shall be subject to the approval of that specified official. Acceptance by the City or by the governing body of the entity that is to accept dedication or ownership of the public improvements shall not constitute a waiver by the City or such other public entity of any defects in the public Improvements.

3. GUARANTEE AND WARRANTY OF THE IMPROVEMENTS

A. If, within a period of one year following acceptance by the City of the applicable Improvements specified in Schedule A, any Improvements or part of any Improvements specified in Section A furnished, installed or constructed by the Subdivider, or any of the work performed under this Agreement by Subdivider, fails to comply with any requirements of this Agreement, or the Subdivision Laws, or the Improvement Plans and related specifications, the Subdivider shall, without delay and without cost to the City, repair, replace or reconstruct any defective or otherwise unsatisfactory part or parts of the Improvements. Subdivider's obligations hereunder shall include the repair, replacement or reconstruction of all irrigation systems and all trees, shrubs, ground cover and landscaping for such one year.

B. Should the Subdivider fail or refuse to act promptly or in accordance with subparagraph A above, or should the exigencies of the situation require repair, replacement, or reconstruction to be undertaken before the Subdivider can be notified and can perform the necessary work, then the City may, in its discretion, make the necessary repairs or replacements or perform the necessary reconstruction and draw upon the Subdivider's improvement security to reimburse itself for the costs incurred. If the Subdivider's improvement security does not cover the total cost of such repair, replacement, or reconstruction, the Subdivider shall reimburse the City for any excess costs incurred.

C. The security furnished for the faithful performance of the Subdivider's obligation to construct and install the Improvements described herein shall include the Subdivider's liability and obligation hereunder to provide the one-year guarantee and warranty of the Improvements.

4. TIME EXTENSIONS

A. Upon a showing by the Subdivider of good cause therefor, the duration of the Completion Period for the Improvements (or any of them) may be extended by the City Engineer in writing. As used herein, "good cause" may include, without limitation, delay resulting from, arising out of or relating to an act of the City; acts of God or force majeure, strikes, boycotts or similar job actions by employees or labor organizations which prevent the conduct of the work; findings made by a governmental entity that the site of a particular Improvement is of archeological significance or requires further permitting and approval; and/or actions or failure to act of native American monitor(s); and, the order of any court.

B. A time extension may be granted without notice to any surety or sureties of the Subdivider and shall not affect the validity of this Agreement nor release the surety or sureties on any bond given as an improvement security pursuant to this Agreement.

C. As a condition of any time extension provided for herein, the City Engineer, may require the Subdivider to furnish new or modified improvement security guaranteeing performance of this Agreement, as extended, in an increased amount as necessary to compensate for any projected increase in the Estimated Total Cost of Improvements, as determined by the City Engineer.

5. IMPROVEMENT SECURITY

A. Prior to City's execution of this Agreement, Subdivider shall provide as security to the City:

1. For Performance and Guarantee: Security in an amount equal to one hundred percent (100%) of the Estimated Total Cost of the Improvements, excluding Grading, as set forth above in the Subdivision Reference Data. The security shall be issued by a bonding company licensed to issue bonds in the State of California and having a Best rating of AAA or better. With this security, the form of which shall be subject to City Attorney's prior approval, the Subdivider assures faithful performance under this Agreement and guarantees the Improvements for one year after the completion and acceptance of the applicable portion of such Improvements, against any defective workmanship or materials or any unsatisfactory performance, pursuant to Section 3 hereof.

2. For Payment: Security in an amount equal to one hundred percent (100%) of the Estimated Total Cost of the Improvements, excluding Grading, as set forth above in the Subdivision Reference Data. The security shall be issued by a bonding company licensed to issue bonds in the State of California and having a Best rating of AAA or better. With this security, the form of which shall be subject to City Attorney's prior approval, the Subdivider guarantees payment to contractors, subcontractors, and persons renting equipment or furnishing labor or materials to them or to the Subdivider.

B. If the improvement security is a corporate surety bond and, in the opinion of the City, any surety or sureties thereon become insufficient, because (i) the surety becomes

insolvent; (ii) the surety's bond rating is downgraded; (iii) the surety declares bankruptcy; or (iv) the surety is no longer deemed to be an admitted surety in California by the California Department of Insurance, or (v) the form of the surety or the amount is found by City to be in error or materially insufficient, the Subdivider shall renew or replace any such surety bond with good and sufficient surety or sureties within thirty (30) days after receiving from City written demand therefor.

C. The amount of security for performance, payment and warranty obligations provided by this section shall not include the cost of monumentation, as required by Government Code Section 66497 so long as a separate cash deposit or security acceptable to the City Engineer for the estimated cost of monumentation has been submitted to the City.

D. Improvement security consisting of corporate surety bonds, in a form accepted by the City Attorney, shall be filed with the City Engineer and then kept on file with the City Clerk. If a corporate surety bond is replaced by another approved bond, the replacement shall be submitted to the City Engineer and, upon filing with the City Clerk, shall be deemed to have been made a part of and incorporated into this Agreement. Upon submission to the City Engineer and then filing with the City Clerk of a replacement bond, the former improvement security shall be released following written approval of the City Engineer.

E. Modifications of the Improvement Plans and related specifications, and modifications of the Improvements, not exceeding ten percent (10%) of the original Estimated Total Cost of the Improvements, shall not relieve or release any improvement security furnished by Subdivider pursuant to this Agreement. If any such modifications exceed ten percent (10%) of the Estimated Total Cost of the Improvements, Subdivider shall furnish additional improvement security for performance and guarantee, and for payment, as required by subparagraph A above, for one hundred percent (100%) of the revised Estimated Total Cost of the Improvements.

F. Subject to any time extensions granted in accordance with Section 4 herein, the Subdivider shall be in default if the Subdivider has not completed all improvements within two years from the Execution Date of the Agreement and has not repaired any defects in the completed Improvements within the one-year guarantee and warranty period.

Alternatively, in the event of a default by the Subdivider pursuant to Section 10, and after written notice to Subdivider and reasonable opportunity to cure, City, at its sole option, shall have the right, without limiting any other rights and/or remedies available to City at law or in equity, to draw upon or utilize the improvement security furnished herewith to construct and install the Improvements itself. If City exercises this right, the release of any unused portion of such improvement security shall be in accordance with the procedures outlined in Section 6 herein, including any retention necessary for the one-year guarantee period.

6. REDUCTION OR RELEASE OF IMPROVEMENT SECURITY

A. All public Improvements (Improvements that are to be owned or dedicated to the City or other public entity as distinguished from those owned by a private community

association) shall be first completed, deemed completed by the City Engineer and then accepted as complete by the City prior to release of sureties. All private Improvements (Improvements that are to be owned by a private community association and not dedicated or owned by the City or other public entity) shall be first completed and then accepted as complete in writing by the City Engineer.

B. Partial releases or reductions in the Subdivider's improvement (performance) security may be authorized prior to the City's acceptance of all Improvements required hereunder, as follows:

1. At the time that the Subdivider believes that the obligation to perform the work for which security was required is complete, the Subdivider may notify the City in writing of the completed work, including a list of work completed. Upon receipt of the written notice, the City shall review and comment or approve the completion of the required work within forty-five (45) days. If the City does not agree that all work has been completed in accordance with the plans and specifications for the Improvements, it shall supply a list of all remaining work to be completed within this 45-day period.

2. Within forty-five (45) days of receipt of the list of remaining work from the local agency, the Subdivider may then provide cost estimates for all remaining work for review and approval by the City. Upon receipt of the cost estimates, the City shall then have forty-five (45) days to review, comment, and approve, modify, or disapprove those cost estimates. The City shall not be required to engage in this process of partial release more than once between the start of work and completion and acceptance of all work; however, nothing in this section prohibits the City from allowing for multiple and phased partial releases as it otherwise deems appropriate.

3. If the City approves the cost estimate, the City shall release all performance security except for security in an amount up to two hundred percent (200%) of the cost estimate of the remaining work. The process allowing for a partial release of performance security shall occur when the cost estimate of the remaining work does not exceed twenty percent (20%) of the total original performance security unless the City allows for a release at an earlier time. Substitute bonds or other security may be used as a replacement for the performance security, subject to the approval of the City. If substitute bonds or other security is used as a replacement for the performance security released, the release shall not be effective unless and until the City receives and approves that form of replacement security. A reduction in the performance security, authorized under this section, is not, and shall not be deemed to be, an acceptance by the City of the completed improvements in and of itself, and the risk of loss or damage to the Improvements and the obligation to maintain the Improvements shall remain the sole responsibility of the Subdivider until the applicable required public Improvements have been accepted by the City in writing and all other required improvements have been fully completed in accordance with the plans and specifications for the improvements.

4. The Subdivider shall complete the works of Improvement until all remaining items are accepted by the City.

5. Upon the completion of the Improvements, the Subdivider, or his or her assigns, shall be notified in writing by the City within forty-five (45) days.

6. Within sixty (60) days of the issuance of the notification by the City Engineer, any remaining performance security, except ten percent (10%) of the original amount of the security to guarantee and warrant the Improvements for the one-year guarantee and warranty period, shall be released within sixty (60) days of the issuance of the written statement of completion.

C. Security securing the payment to the contractor, his or her subcontractors and to persons furnishing labor, materials or equipment shall, after passage of the time within which claims of lien are required to be recorded pursuant to Title 3 (commencing with Section 9000) of Part 6 of Division 4 of the Civil Code and after acceptance of the work, be reduced to an amount equal to the total claimed by all stop notice claimants for whom stop notices have been filed with the City, and if no claims have been filed, the security shall be released in full.

D. The partial release provisions of this Section 6 shall not apply to any required guarantee and warranty period required by Section 66499.9 for the guarantee or warranty nor to the amount of the security deemed necessary by the local agency for the guarantee and warranty period nor to costs and reasonable expenses and fees, including reasonable attorneys' fees. Security furnished to guarantee and warrant the Improvements against any defective work or labor done or defective materials furnished, shall be released within thirty (30) days after the completion of the one-year period following completion and acceptance of all Improvements.

E. If Subdivider's obligations relating to any Improvements are subject to the approval of another governmental agency, the City shall not release the improvement (performance) security therefor until the obligations are performed to the satisfaction of such other governmental agency. Such agency shall have sixty (60) days after receipt of written notice from the Subdivider of the Subdivider's performance of the obligation to register its satisfaction or dissatisfaction. If at the end of that period it has not registered its satisfaction or dissatisfaction, it shall be conclusively deemed that the Subdivider's performance of the obligation was done to its satisfaction, and such improvement security shall be promptly released.

F. In the event the time periods for action by the City specified in this Section conflict with a shorter or longer time period for such actions as provided in Government Code Section 66499.7, the time periods in Government Code Section 66499.7 shall control.

7. <u>INDEMNIFICATION OF CITY BY SUBDIVIDER</u>

A. Neither the City, nor its officers, agents and employees, shall be liable or responsible for any accident, injury, loss or damage to either property or person attributable to or arising out of the defective design, construction, functionality, installation assembly or improper

maintenance including, without limitation, the use of defective methods, materials or workmanship (collectively "Subdivider's Faults") of the Improvements by Subdivider, its officers, employees and agents. Subdivider shall indemnify, hold harmless and defend the City, its officers, agents and employees, from and against any and all losses, claims, costs, expenses, liabilities, damages, actions, causes of action and judgments, including attorneys' fees, arising directly or indirectly out of or attributable to Subdivider's Faults.

B. Subdivider's obligations under this Section 7 are not conditioned or dependent upon whether the City, or its officers, agents and employees, prepared, supplied or reviewed any Improvement Plans or related specifications in connection with the Subdivision or the Improvements, or has insurance or other indemnification covering any of these matters.

C. Subdivider's obligation to indemnify, hold harmless and defend the City under this Section 7 shall extend to injuries to persons and damages to or alleged taking of property resulting from the Subdivider's Faults, and the Improvements required herein, and shall likewise extend to claims asserted by adjacent property owners based upon the diversion of waters caused by the Subdivider's defective design or defective construction of public drainage systems, streets, and other public facilities or improvements. Except for a City Directive as defined below, the City's acceptance of the Improvements shall not constitute an assumption by the City of any responsibility or liability for any damage or alleged taking of property referenced herein. City shall not be responsible or liable for the design or construction of the Subdivision or the Improvements constructed or installed pursuant to the approved Improvement Plans or the Final Map, regardless of any act or omission by the City in approving the Improvement Plans or the Final Map, unless the particular Improvement design was required by the City over the written objection of the Subdivider, which objection stated that the Improvement design was potentially dangerous or defective and set forth an alternative design (a "City Directive"). After City's acceptance of the Improvements, the Subdivider shall remain obligated to correct or eliminate all dangerous conditions created by defects in design, construction or Subdivider's Faults (other than those required by a City Directive); provided, however, that Subdivider shall not be responsible for routine maintenance as specified in Section 1(F) of this Agreement. Subdivider's indemnity obligations hereunder shall remain in effect for ten (10) years following acceptance of the respective Improvement(s) by the City Council. Subdivider acknowledges and agrees that Subdivider shall be responsible and liable for the Subdivider's Faults with respect to the Improvements and other work done pursuant to this Agreement, unless same is due to a City Directive. City shall not be liable for any acts or omissions in approving, reviewing, checking, correcting or modifying any Improvement Plans or related specifications, or in inspecting, reviewing or approving any work or construction of Improvements, unless same is due to a City Directive. The Subdivider's improvement security shall not be required to secure the Subdivider's obligations under this subparagraph C beyond the one-year guarantee and warranty period, unless the City Engineer provides notice to Subdivider prior to the expiration of the one-year period of the existence of, or continued existence of, defects in the improvements, in which case the portion of the improvement security to guarantee and warranty the improvements against defective work shall not be released and shall remain in place until the City Engineer provides written confirmation that the defects have been cured and corrected. The indemnity shall be effective retroactively to the earliest recordation date of the Final Map.

D. Subdivider shall pay and satisfy any judgment, award or decree that may be rendered against City, its officers, officials, employees, agents, representatives and volunteers (collectively hereinafter "City and City Personnel") to the extent of the indemnity provided above, in any such suit, action, or other legal proceeding, provided City gives Subdivider prompt written notice of such claim and allows Subdivider to undertake the defense thereof, and provided further that City cooperates in any such suit, action, or other legal proceeding, but shall retain its right to reject a settlement that the City deems, in its sole and absolute discretion, to be contrary to the interests of the City.

E. Subdivider's obligation to indemnify shall not be restricted to Insurance proceeds, if any, received by the City and City Personnel.

F. Subdivider, on behalf of itself and all parties claiming under or through it, hereby waives all rights of subrogation and contribution against City and City Personnel to the extent of the indemnity above provided.

8. INSURANCE

The following coverages will be provided by Subdivider and maintained on behalf of City and in accordance with the requirements set forth herein. If Subdivider performs construction activities through a general contractor, some or all of these insurance requirements for the period of construction may be satisfied by the general contractor's insurance coverages. In such case, Subdivider shall maintain during this same construction period, and after the construction period, the coverages shown below as "Insurance After Construction." In addition, Subdivider may elect to obtain, for all or any portion of the Project, an "Owner-Controlled Wrap Up" insurance policy in satisfaction of the insurance requirements for general contractors and subcontractors provided it satisfies all of the insurance requirements below for general contractors and subcontractors. Throughout these specifications, the word "Subdivider" refers to the Party responsible to provide the coverages as specified and, depending on context, may refer either to Subdivider or to a separate General Contractor.

A. Insurance During Construction. Subdivider shall provide the following insurance during construction of the Improvements. Insurance requirements may be met through insurance provided by Subdivider's General Contractor:

1. Commercial General Liability Insurance. Commercial General Liability Insurance (primary) shall be provided on ISO-CGL Form No. CG 00 01 or equivalent coverage, including provisions for defense of additional insureds. Policy limits shall be no less than two million dollars ($2,000,000) per occurrence for all coverages and five million dollars ($5,000,000) general aggregate. City and its officers, employees and agents shall be added as additional insureds using ISO Form CG 20 10 11 85 or other revision of the CG 20 10 form if available from the insurer and reasonably acceptable to the City, not limiting coverage for the additional insured to "ongoing operations" or in any way excluding coverage for completed operations. Coverage shall apply on a primary non-contributing basis in relation to any other insurance or self-insurance, primary or excess, available to City or any officer, employee or agent of City.

Coverage shall not be limited to the vicarious liability or supervisory role of any additional insured. Coverage shall contain no contractors' limitation or other endorsement limiting the scope of coverage for liability arising from pollution, explosion, collapse, or underground property damage.

2. Umbrella Liability Insurance. Umbrella Liability Insurance (or, at Subdivider's election, Excess Liability Insurance) (over primary) shall apply to bodily injury/property damage, personal injury/advertising injury, at a minimum. Coverage shall be at least as broad as any underlying coverage. Coverage shall be provided on a "pay on behalf" basis. There shall be no cross liability exclusion and no contractor's limitation endorsement. Policy limits shall be not less than five million dollars ($5,000,000) per occurrence and in the aggregate, including any limits required in the underlying policies. The policy shall have a starting date no later than and an ending date no earlier than those of the underlying coverages. The Named Insured (Subdivider or General Contractor as appropriate) may determine the layering of primary and excess liability insurance provided that if such layering differs from that described here, the actual coverage program meets the minimum total required limits and complies with all other requirements listed here.

3. Business Auto Coverage. Business Auto Coverage shall be written on ISO Business Auto Coverage Form CA 00 01 or the equivalent, including symbol (1) (any Auto). If Subdivider (or Contractor) does not own any vehicles, this requirement may be satisfied by a non-owned vehicle endorsement to the general and umbrella liability policies. Limits shall be no less than one million dollars ($1,000,000) per accident. This policy shall be scheduled as underlying insurance to the umbrella policy required above for a total limit of no less than five million dollars ($5,000,000) each accident.

4. Workers' Compensation/Employer's Liability. Workers' Compensation/Employer's Liability shall provide workers' compensation statutory benefits as required by law. Employer's liability limits shall be no less than one million dollars ($1,000,000) per accident or disease. Employer's liability coverage shall be scheduled under the umbrella or excess liability policy described above. This policy shall be endorsed to waive any right of subrogation with respect to City, its officers, employees or agents.

5. Builder's Risk Insurance. Builder's Risk Insurance covering all real and personal property for "all risks" of loss or "comprehensive perils" coverage including but not limited to the perils of earth movement, including earthquake (if required by Subdivider's lender or if available at commercially reasonable rates) and flood for all Improvements.

B. Insurance After Construction. Upon completion of construction of the Improvements, and for the required one-year guarantee and warranty period for Improvements and the required 10-year indemnification period, Subdivider at Subdivider's expense shall maintain or cause to be maintained the following insurance:

1. Commercial Property Insurance. Commercial Property Insurance covering the Improvements. Coverage shall be at least as broad as the Insurance Services Offices broad causes of loss form CP 10 20, and reasonably approved of in writing by the City. Coverage shall be sufficient to insure 100% of the replacement value and there shall be no coinsurance provisions. The policy shall include an inflation guard endorsement, 100% rents coverage, contents coverage, coverage for personal property of others, ordinance or law and increased cost of construction coverage. Subdivider also agrees to provide builder's all-risk insurance using an inland marine form during the period of any major alteration or improvement, using the broadest form available.

The insurance coverage for the peril of earthquake required for this project is subject to availability on the open market at commercially reasonable premium cost, as determined by mutual agreement between Subdivider and City. If such earthquake insurance coverage should, after diligent effort by Subdivider, be unobtainable at such mutually determined commercially reasonable premium cost, then Subdivider shall obtain the maximum insurance reasonably obtainable at commercially reasonable premium cost (if any) and give notice to City of the extent of Subdivider's inability to obtain, in full, the required insurance, and in such event, Subdivider's obligation to procure and maintain such insurance may be excused, subject to City's verification of inability to obtain the required insurance. Subdivider and City agree that a premium cost of earthquake insurance coverage of up to 150% of the premium cost paid by Subdivider for such coverage on the Effective Date (to be adjusted over time based on the Consumer Price Index,) shall constitute a commercially reasonable premium cost. Non-availability at commercially reasonable premium cost must be documented by a letter from Subdivider's insurance broker or agent indicating a good faith effort to place the required insurance and showing, at a minimum, the names of the insurance carriers and the declinations or quotations received from each.

2. Commercial General Liability Insurance. Commercial General Liability Insurance (primary) shall be provided on ISO-CGL form No. CG 00 01 or equivalent coverage, including provisions for defense of additional insureds. Policy limits shall be no less than two million dollars ($2,000,000) per occurrence for all coverages and five million dollars ($5,000,000) general aggregate. City and its officers, employees and agents shall be added as additional insureds using ISO form CG 20 10 or equivalent if available from the insurer and reasonably acceptable to the City. Coverage shall apply on a primary non-contributing basis in relation to any other insurance or self-insurance, primary or excess, available to City or any officer, employee or agent of City until the warranty period specified in this Agreement expires.

3. Umbrella Liability Insurance. Umbrella Liability Insurance (or, at Subdivider's election, Excess Liability Insurance) (over primary) shall apply to bodily injury/property damage, personal injury/advertising injury, at a minimum. Coverage shall be at least as broad as any underlying coverage. Coverage shall be provided on a "pay on behalf" basis. There shall be no cross liability exclusion. Policy limits shall be not less than five million dollars ($5,000,000) per occurrence and in the aggregate, including any limits required in the underlying policies. The policy shall have a starting

date no later than and an ending date no earlier than those of the underlying coverages. Subdivider may determine the layering of primary and excess liability insurance provided that if such layering differs from that described here, the actual coverage program meets the minimum total required limits.

4. Workers Compensation Insurance. Workers' Compensation/Employer's Liability shall provide workers' compensation statutory benefits as required by law. Employer's liability limits shall be no less than one million dollars per accident or disease. Employer's liability coverage shall be scheduled under any umbrella or excess liability policy described above. Unless otherwise agreed, this policy shall be endorsed to waive any right of subrogation as respects City, its employees or agents.

5. Business Auto Coverage. Business Auto Coverage for vehicles owned, operated or maintained in any way connected with the project, shall be written on ISO Business Auto Coverage form CA 00 01 or the equivalent, including symbol (1) (any Auto). If Subdivider (or Contractor) does not own any vehicles, this requirement may be satisfied by a non-owned vehicle endorsement to the general and umbrella liability policies. Limits shall be no less than one million dollars ($1,000,000) per accident. This policy shall be scheduled as underlying insurance to the umbrella or excess liability policy required above for a total limit of no less than five million dollars ($5,000,000) each accident.

C. Provisions Pertaining to Insurance Provided by Subdivider

1. All insurance coverage and limits provided pursuant to this Agreement shall apply to the full extent of the policies involved, available or applicable. Nothing contained in this Agreement or any other agreement relating to City or its operations limits the application of such insurance coverage.

2. Requirements of specific coverage features or limits contained in this Section are not intended as a limitation on coverage, limits or other requirements, or a waiver of any coverage normally provided by any insurance. Specific reference to a given coverage feature is for purposes of clarification only and is not intended by any Party to be all inclusive, or to the exclusion of other coverage, or a waiver of any type.

3. All general or auto liability insurance coverage provided pursuant to this Agreement, or any other agreements pertaining to the performance of this Agreement, shall not prohibit Subdivider, and Subdivider's employees, or agents, from waiving the right of subrogation prior to a loss. Subdivider waives its right of subrogation against City.

4. None of the policies required herein shall be in compliance with these requirements if they include any limiting endorsement that has not been first submitted to City and approved in writing by the City.

5. Unless otherwise approved by City, Subdivider's insurance and insurance provided by any contractor or subcontractor relating to the construction of the Improvements shall be written by insurers authorized to do business in the State of California and with a minimum "Best's" Insurance Guide rating of at least "A-:VII." Self-insurance will not comply with these insurance specifications unless expressly approved in writing by the City.

6. In the event any policy of insurance required under this Agreement does not comply with these requirements and Subdivider does not cure the non-compliance within thirty (30) days after written notice from City (or Subdivider does not provide reasonable evidence of such cure within such period), or if the insurance is canceled and not replaced, City has the right but not the duty to obtain the insurance it deems necessary and any reasonable premium paid by City will be promptly reimbursed by Subdivider.

7. Subdivider agrees to provide evidence of the insurance required herein, satisfactory to City, consisting of certificate(s) of insurance evidencing all of the coverages required and an additional insured endorsement to Subdivider's general liability and umbrella liability policies using ISO Form CG 20 10 11 85. Certificate(s) are to reflect that the insurer will provide 30 days' notice of any cancellation of coverage and policies are to have a "cancellation endorsement" to the same effect. Subdivider agrees to provide copies of any endorsements modifying coverage in any way upon request from City.

8. Subdivider shall provide proof that policies of insurance required herein expiring during the term of this Agreement have been renewed or replaced with other policies providing at least the same coverage.

9. Any actual or alleged failure on the part of City or any other additional insured under these requirements to obtain proof of insurance required under this Agreement in no way waives any right or remedy of City or any additional insured, in this or any other regard.

10. Subdivider agrees to require all subcontractors or other parties (but not including a general contractor) hired for this project to construct the Improvements to purchase and maintain insurance for general liability (minimum limit $1,000,000 per occurrence), automobile liability ($1,000,000 per accident) and workers' compensation (statutory benefits). Prior to the issuance of the Certificate of Completion for each Phase, Subdivider shall, upon request by City, provide the City with copies of all insurance policies, certificates and endorsements related to such Phase.

11. Subdivider agrees to monitor and review all coverage required by this Section and assumes all responsibility for ensuring that such coverage is provided as required here. Subdivider agrees to obtain certificates evidencing such coverage. Subdivider agrees that upon request, all agreements with subcontractors or others with whom Subdivider contracts with on behalf of City, and all certificates of insurance

obtained in compliance with this paragraph will be submitted to City for review upon request by City. Failure of City to request copies of such documents will not impose any liability on City, or its employees.

12. Subdivider agrees to require that no contract used by any general contractor or subcontractor in connection with construction of the Improvements, or contracts Subdivider enters into on behalf of City, will reserve the right to charge back to City the cost of insurance required by this Agreement.

13. Where appropriate (such as in the case of automobile insurance coverages), coverage will not be limited to the specific location designated as the Property.

14. Subdivider agrees to provide notice to City of any claim or loss against Subdivider that includes City as a defendant promptly after Subdivider receives written notice or obtains knowledge thereof. City assumes no obligation or liability by such notice, but has the right (but not the duty) to monitor the handling of any such claim or claims if they are likely to involve City. City agrees to provide similar notice to Subdivider of any such claims it is notified of respecting the Property.

15. Subdivider agrees not to attempt to avoid its defense and indemnity obligations to City, and its officers, employees, agents by using as a defense Subdivider's statutory immunity under workers' compensation and similar statutes.

16. Subdivider agrees to ensure that coverage provided to meet these requirements is applicable separately to each insured and that there will be no cross liability exclusions that preclude coverage for suits between Subdivider and City or between City and any other insured or Named Insured under the policy, or between City and any Party associated with City or its employees.

17. If Subdivider or any contractor or subcontractor is a Limited Liability Company, general liability coverage must apply so that the Limited Liability Company and its Managers, Members, Affiliates, and their employees are insureds.

18. Subdivider shall require General Contractor to maintain commercial general liability, and if necessary, commercial umbrella liability insurance with a limit of not less than $15,000,000 for each occurrence, until the warranty period specified in this Agreement expires.

19. Subdivider agrees to obtain and provide to City evidence of professional liability coverage for Architects, Engineers or other design professionals working on the Improvements. The limit of liability required is subject to City approval, but in no event to be less than $1,000,000 per claim and in the aggregate, and Subdivider shall use reasonable efforts to require and cause such professionals to maintain coverage with respect to each occurrence for at least three years following substantial completion of the work and, in the event Subdivider is unable to do so, Subdivider shall promptly inform the City of the scope of such efforts and the reasons that it was unable to do so. If

Subdivider requests that the City approve a lower limit for any particular design professional Subdivider seeks to employ on the Improvements, City will evaluate each such request based on City's perception of liability exposure associated with the work that would be performed by that design professional.

20. To the extent a particular coverage or policy form or specification is not reasonably available from Subdivider's insurer or would result in an additional premium that is extraordinary or unreasonably disproportionate to the premium for the policy as a whole, then Subdivider shall provide substantially similar coverage reasonably acceptable to City for which the cost is not extraordinary or unreasonably disproportionate.

9. OWNERSHIP OF THE IMPROVEMENTS

A. Ownership of all or any category of the Improvements constructed and installed by the Subdivider pursuant to this Agreement and shown on the Map to be dedicated to the public shall vest, as applicable, in the City (or other specified governmental agency) upon acceptance of said Improvements by the City. The acceptance of the Improvements shall either be shown by a certificate on the Final Map or by subsequent resolution accepting the Improvements adopted by the City pursuant to Government Code Section 66477.2 and recorded with the County Recorder or by other writing.

B. The Subdivider shall at all times prior to the acceptance of the Improvements by the City, give good and adequate warning to the public of each and every dangerous and defective condition caused by the construction of the Improvements and shall take all steps reasonably necessary to protect the public from such dangerous or defective conditions. The Subdivider agrees and understands that until acceptance of the Improvements by the City in writing, each Improvement and Improvement area that is offered for dedication shall be under the charge of the Subdivider, and the Subdivider may close all or a portion of any street or area whenever necessary to protect the public during the construction of the Improvements.

10. PREPARATION AND RECORDATION OF CC&RS.

A. The Subdivider shall establish a Homeowners Association for the residential areas of the Final Map owned by Subdivider, and to pay all costs associated with the creation of the associations.

B. The Subdivider shall prepare and record Covenants, Conditions, and Restrictions (CC&Rs) which obligate each homeowners association to provide for maintenance of the shared facilities, improvements, and landscaping within the boundaries of the associations in perpetuity in accordance with the Development Agreement and conditions of approval. The CC&Rs shall describe the homeowners association and the City's responsibilities and rights, and shall be subject to the approval of the City prior to recordation.

C. The Subdivider shall implement applicable provisions of the Mitigation Monitoring and Reporting Program.

11. DEFAULT AND BREACH BY THE SUBDIVIDER AND REMEDIES OF THE CITY

A. Upon the occurrence of any of the following events, the Subdivider shall be deemed to be in default under this Agreement:

1. Subject to any time extensions granted in accordance with Section 4, failure to complete construction and installation of the Improvements or any of them by the completion date set forth above in the Subdivision Reference Data;

2. Failure to promptly correct or cure any defect in the Improvements or any of them (other than a City Directive) during the one-year guarantee and warranty period as required by Section 3.A or failure to commence correction or cure of any such defect or failure to diligently prosecute same to completion, in each instance following receipt by Subdivider of written notice that such defect exists;

3. Subject to any time extensions granted in accordance with Section 4, failure to perform substantial construction work of the Improvements or any of them, after commencement of work on same, for a period of thirty (30) days after Subdivider's receipt of written notice thereof from the City;

4. Insolvency, appointment of a receiver, or the filing of any petition in bankruptcy, whether voluntary or involuntary, and such is not cured or discharged within a period of thirty (30) days;

5. Commencement of a foreclosure action against the Subdivision or any portion thereof, or any conveyance by the Subdivider in lieu or in avoidance of foreclosure, within thirty (30) days after receipt by Subdivider of written notice thereof from the City; or

6. Failure to perform any other obligations in accordance with the terms and provisions of this Agreement within thirty (30) days after receipt by Subdivider of written notice thereof from the City.

B. City reserves to itself all remedies available to it at law or in equity for any breach of Subdivider's obligations under this Agreement. City shall have the right, without limitation of other rights or remedies, after written notice to Subdivider and a reasonable opportunity for Subdivider to cure any such alleged default, to draw upon or utilize any improvement security furnished hereunder to complete the Improvements or otherwise mitigate City's damages in the event of Subdivider's default.

C. Following Subdivider's receipt of written notice of alleged default and failure by Subdivider to promptly commence the cure of any alleged default and to diligently prosecute such cure to completion, the City may serve written notice of any such default upon the surety on any corporate surety bond furnished as improvement security hereunder, and request that said surety take over and complete the Improvements herein specified. If such surety, within thirty (30) days after service of such notice of default, does not give the City

written notice of its intention to perform this Agreement, or does not commence such performance within thirty (30) days after notice to the City of such intention to perform, the City may take over the work and prosecute the same to completion, by contract or by any other method the City deems advisable, for the account and at the expense of the Subdivider and its surety.

D. Subdivider acknowledges that the Estimated Total Costs and Improvement Security amounts set forth herein may not reflect the actual cost of construction or installation of the Improvements, and, consequently, City's damages for Subdivider's default shall be measured by the actual cost of completing the required Improvements. If the damages incurred by the City in taking over and completing the Improvements exceeds the principal amount of the improvement security, then the Subdivider shall reimburse the City in the amount of such excess damages.

E. Following Subdivider's receipt of written notice of alleged default and failure by Subdivider to promptly commence the cure of any alleged default and to diligently prosecute such cure to completion, City may, without liability for so doing, take possession of, and utilize in completing the Improvements, such materials, appliances, plant and other property belonging to Subdivider as may be on the site of the work and necessary for the performance of the work. Subdivider hereby consents to such entry by the City and its representatives, including contractors, following written notice to Subdivider upon the real property in the Subdivision owned by Subdivider and necessary for City to enter or access under this Agreement, in the event the City elects to maintain or complete the work on the Improvements following Subdivider's default.

F. Subdivider acknowledges and agrees that approval of the Final Map for the Subdivision conferred substantial rights upon the Subdivider, including the right to sell, lease or finance lots within the Subdivision, and that such approval constitutes the final act necessary to permit the division of land within the Subdivision. As a result, City will be damaged to the extent of the cost of construction or installation of the Improvements upon Subdivider's failure to perform its obligations under this Agreement, which failure is not promptly remedied by sureties or by Subdivider.

G. The City's failure to take an enforcement action with respect to a default, or to declare a default or breach, shall not be construed as a waiver of that default or breach or any subsequent default or breach of the Subdivider.

H. If City sues to compel Subdivider's performance of this Agreement, or to recover damages or costs incurred in completing or maintaining the work on the Improvements, and is the prevailing party, Subdivider agrees to pay all reasonable attorneys' fees and other costs and expenses of litigation incurred by the City in connection therewith, even if Subdivider subsequently resumes and completes the work.

12. RELATIONSHIP OF THE PARTIES

Neither Subdivider, nor any of Subdivider's contractors, employees or agents, are or shall be deemed to be, agents of the City in connection with the performance of Subdivider's obligations under this Agreement.

13. ASSIGNMENT

A. Subdivider shall not assign this Agreement, or any portion thereof without the prior written consent of the City in accordance with the Development Agreement. Any attempted or purported assignment in violation of this subparagraph A shall be null and void and shall have no force or effect.

B. The sale or other disposition of the Subdivision shall not relieve Subdivider of its obligations hereunder. If Subdivider intends to sell the Subdivision, or any portion thereof (except for the sale of individual lots with homes to individual purchasers), to any other person or entity, the Subdivider may request an assignment or novation of this Agreement and a substitution of improvement security. Upon the City's approval of the assignment or novation and substitution of improvement security, the Subdivider may request a release or reduction of the improvement security furnished pursuant to this Agreement.

14. NOTICES

All notices required or provided for in this Agreement shall be in writing and delivered in person or by mail, postage prepaid, and addressed as follows:

If to the City:	Art Vela Director of Public Works/City Engineer City of Banning 99 E. Ramsey Drive Banning, California 92220
If to the Subdivider:	To the address set forth above in the Subdivision Reference Data, or to such other address as may subsequently be designated in written notice to the City.

Notice shall be effective on the date that it is delivered in person, or, if mailed, three (3) days after the date of deposit in the United States Mail.

15. ENTIRE AGREEMENT

This Agreement constitutes the entire agreement of the parties with respect to its subject matter. All modifications, amendments, or waivers of any terms of this Agreement shall be in writing and signed by the duly authorized representatives of the parties. In the case of the City, the duly authorized representative, unless otherwise specified herein, shall be the City Engineer.

16. SEVERABILITY

The provisions of this Agreement are severable. If any portion of this Agreement is held invalid by a court of competent jurisdiction, the remainder of the Agreement shall remain in full force and effect.

17. INCORPORATION OF SUBDIVISION REFERENCE DATA AND RECITALS

The Subdivision Reference Data and the Recitals are incorporated into this Agreement.

18. GOVERNING LAW

This Agreement shall be governed by the laws of the State of California.

19. EFFECTIVE DATE OF THE AGREEMENT

This Agreement shall be and become effective as of the date that it is executed by a duly authorized officer or employee of the City, it being the intention of the parties that the Subdivider shall first execute this Agreement and thereafter submit it to the City. The City shall insert the effective date in the Subdivision Reference Data in all counterparts of this Agreement and shall transmit a fully executed counterpart to the Subdivider.

IN WITNESS WHEREOF, the parties hereto have caused this Agreement to be executed by their respective officers, thereunto duly authorized, as of the dates set forth below their respective signatures.

[Note: All signatures must be acknowledged by a notary public and the acknowledgement must be attached. If signed by a Corporation, the signatures of two Corporate officers are required, unless a resolution of the Corporation's Board of Directors is provided indicating that the signature of the one signatory is sufficient to bind the Corporation.]

SUBDIVIDER

By: _____
Print Name: Jeff Chambers
Title: VP Community Development
Date: 9-18-19

CITY

CITY OF BANNING

_____
MAYOR

ATTEST:

_____ (SEAL)

California All-Purpose Certificate of Acknowledgment

A notary public or other officer completing this certificate verifies only the identity of the individual who signed the document to which this certificate is attached, and not the truthfulness, accuracy, or validity of that document.

State of California
County of Riverside } s.s.

On September 18, 2019 before me, Ana E. Chavez Perez, Notary Public,
Name of Notary Public, Title

personally appeared Jeff Chambers
Name of Signer (1)

Name of Signer (2)

who proved to me on the basis of satisfactory evidence to be the person(s) whose name(s) is/are subscribed to the within instrument and acknowledged to me that he/she/they executed the same in his/her/their authorized capacity(ies), and that by his/her/their signature(s) on the instrument the person(s), or the entity upon behalf of which the person(s) acted, executed the instrument.

I certify under PENALTY OF PERJURY under the laws of the State of California that the foregoing paragraph is true and correct.

WITNESS my hand and official seal.

Signature of Notary Public

ANA E. CHAVEZ PEREZ
NOTARY PUBLIC - CALIFORNIA
COMMISSION # 2286015
RIVERSIDE COUNTY
My Comm. Exp. April 22, 2023

OPTIONAL INFORMATION

Although the information in this section is not required by law, it could prevent fraudulent removal and reattachment of this acknowledgment to an unauthorized document and may prove useful to persons relying on the attached document.

Description of Attached Document

The preceding Certificate of Acknowledgment is attached to a document titled/for the purpose of _____,

containing _____ pages, and dated _____.

The signer(s) capacity or authority is/are as:

- ☐ Individual(s)
- ☐ Attorney-in-fact
- ☐ Corporate Officer(s) _____
  Title(s)
- ☐ Guardian/Conservator
- ☐ Partner - Limited/General
- ☐ Trustee(s)
- ☐ Other: _____

representing: _____
Name(s) of Person(s) Entity(ies) Signer is Representing

Additional Information

Method of Signer Identification

Proved to me on the basis of satisfactory evidence:

☐ form(s) of identification ☐ credible witness(es)

Notarial event is detailed in notary journal on:

Page # _____ Entry # _____

Notary contact: _____

Other

☐ Additional Signer ☐ Signer(s) Thumbprints(s)

☐ _____

© 2009-2015 Notary Learning Center - All Rights Reserved You can purchase copies of this form from our web site at www.TheNotarysStore.com

CITY CLERK

Approved as to form:

CITY ATTORNEY

[This page for acknowledgments.]

Bond No: CMS331807
Premium: $6,598.00

CITY OF BANNING

FAITHFUL PERFORMANCE BOND

37298-1
(Name or Tract Number of Subdivision)

KNOW ALL MEN BY THESE PRESENTS:

WHEREAS, Pardee Homes (hereinafter designated as "Principal") has executed a Subdivision Improvement Agreement ("Agreement" herein) with the City of Banning, a municipal corporation of the State of California ("City" herein), whereby Principal agrees to construct, install, complete and guarantee for one year after acceptance thereof, certain designated public improvements generally identified as follows: Wilson Street Street Improvements on Tract No. 37298-1, Atwell Off-Site Street Improvement Plan Wilson Street; and

WHEREAS, said Agreement is incorporated herein by this reference; and

WHEREAS, said Principal is required under the terms of said Agreement to furnish a corporate surety bond or other approved improvement security to guarantee the faithful performance of said Agreement;

NOW, THEREFORE, the Principal designated above, and RLI Insurance Company, as Surety, are held and firmly bound unto the City in the penal sum of One Million Six Hundred Forty Nine Thousand Four Hundred Dollars ($1,649,464.90), lawful money of the United States, for the payment of which sum well and truly to be made, we bind ourselves, our heirs, successors, executors and administrators, jointly and severally, firmly by these presents.

*Sixty Four and 90/100

The condition of this obligation is such that if the above-bounded Principal, his or its heirs, executors, administrators, successors, or assigns, shall in all things stand to, abide by, well and truly keep and perform the covenants, conditions and provisions in said Agreement and any modification thereof made as therein provided, on his or their part, to be kept and performed at the time and in the manner therein specified, and in all respects according to their true intent and meaning, and shall indemnify and save harmless the City, its officers, agents and employees, as therein stipulated; then this obligation shall become void; otherwise, this obligation shall be and remain in full force and effect.

As a part of the obligation secured hereby, and in addition to the face amount specified, costs and reasonable expenses and fees shall be included, including reasonable attorneys' fees, incurred by the City in successfully enforcing the obligation, all to be taxed as costs and included in any judgment rendered.

The Surety hereby stipulates and agrees that no change, extension of time, alteration or addition to the terms of the Agreement, the work to be performed thereunder, or the Improvement Plans and related specifications accompanying the Agreement shall in any manner affect its obligations on this bond. The Surety hereby waives notice of any such change, extension of time, alteration or addition to the terms of the Agreement, the work, or the Improvement Plans and related specifications.

IN WITNESS WHEREOF, this instrument has been duly executed by the above-named Principal and Surety as of the date or dates set forth below the signatures of their authorized officers.

Note: All signatures must be acknowledged before a notary public. Attach appropriate acknowledgment.

"PRINCIPAL"

Pardee Homes

(Type name of Principal)

1250 Corona Pointe Court, Suite 600

(Street Address)

Corona, CA 92879

(City) (State) (Zip)

By: _____

(Signature of authorized officer)

Jeff Chambers, VP Community Development

(Title of officer)

Date: 9-23-19

"SURETY"

RLI Insurance Company

(Type name of Surety)

6303 Owensmouth Ave, 10th Floor

(Street Address)

Woodland Hills, CA 91367
(City) (State) (Zip)

By: _____
(Signature of authorized officer)

Janina Monroe, Attorney-In-Fact
(Title of officer)

Date: September 19, 2019

APPROVED:

_____
City Attorney

California All-Purpose Certificate of Acknowledgment

A notary public or other officer completing this certificate verifies only the identity of the individual who signed the document to which this certificate is attached, and not the truthfulness, accuracy, or validity of that document.

State of California

County of Riverside } s.s.

On September 24, 2019 before me, Ana E. Chavez Perez, Notary Public,
Name of Notary Public, Title

personally appeared Jeff Chambers
Name of Signer (1)

Name of Signer (2)

who proved to me on the basis of satisfactory evidence to be the person(s) whose name(s) is/are subscribed to the within instrument and acknowledged to me that he/she/they executed the same in his/her/their authorized capacity(ies), and that by his/her/their signature(s) on the instrument the person(s), or the entity upon behalf of which the person(s) acted, executed the instrument.

I certify under PENALTY OF PERJURY under the laws of the State of California that the foregoing paragraph is true and correct.

WITNESS my hand and official seal.

Signature of Notary Public

ANA E. CHAVEZ PEREZ
NOTARY PUBLIC - CALIFORNIA
COMMISSION # 2286015
RIVERSIDE COUNTY
My Comm. Exp. April 22, 2023

OPTIONAL INFORMATION

Although the information in this section is not required by law, it could prevent fraudulent removal and reattachment of this acknowledgment to an unauthorized document and may prove useful to persons relying on the attached document.

Description of Attached Document

The preceding Certificate of Acknowledgment is attached to a document titled/for the purpose of _____,

containing _____ pages, and dated _____.

The signer(s) capacity or authority is/are as:

- ☐ Individual(s)
- ☐ Attorney-in-fact
- ☐ Corporate Officer(s) _____
  Title(s)
- ☐ Guardian/Conservator
- ☐ Partner - Limited/General
- ☐ Trustee(s)
- ☐ Other: _____

representing: _____
Name(s) of Person(s) Entity(ies) Signer is Representing

Additional Information

Method of Signer Identification

Proved to me on the basis of satisfactory evidence:

☐ form(s) of identification ☐ credible witness(es)

Notarial event is detailed in notary journal on:

Page # _____ Entry # _____

Notary contact: _____

Other

☐ Additional Signer ☐ Signer(s) Thumbprints(s)

☐ _____

© 2009-2015 Notary Learning Center - All Rights Reserved You can purchase copies of this form from our web site at www.TheNotarysStore.com

ALL- PURPOSE
CERTIFICATE OF ACKNOWLEDGMENT

A notary public or other officer completing this certificate verifies only the identity of the individual who signed the document to which this certificate is attached, and not the truthfulness, accuracy, or validity of that document.

State of California }

County of Orange }

On SEP 19 2019 before me, Brianne Davis, Notary Public,
(Here insert name and title of the officer)

personally appeared Janina Monroe,
who proved to me on the basis of satisfactory evidence to be the person(s) whose name(s) is/are subscribed to the within instrument and acknowledged to me that he/she/they executed the same in his/her/their authorized capacity(ies), and that by his/her/their signature(s) on the instrument the person(s), or the entity upon behalf of which the person(s) acted, executed the instrument.

I certify under PENALTY OF PERJURY under the laws of the State of California that the foregoing paragraph is true and correct.

WITNESS my hand and official seal.

Brianne Davis
Notary Public Signature

(Notary Public Seal)

BRIANNE DAVIS
Notary Public – California
Orange County
Commission # 2195215
My Comm. Expires May 1, 2021

ADDITIONAL OPTIONAL INFORMATION

DESCRIPTION OF THE ATTACHED DOCUMENT

(Title or description of attached document)

(Title or description of attached document continued)

Number of Pages _____ Document Date_____

CAPACITY CLAIMED BY THE SIGNER

- ☐ Individual (s)
- ☐ Corporate Officer
  _____
  (Title)
- ☐ Partner(s)
- ☒ Attorney-in-Fact
- ☐ Trustee(s)
- ☐ Other _____

INSTRUCTIONS FOR COMPLETING THIS FORM

This form complies with current California statutes regarding notary wording and, if needed, should be completed and attached to the document. Acknowledgments from other states may be completed for documents being sent to that state so long as the wording does not require the California notary to violate California notary law.

- State and County information must be the State and County where the document signer(s) personally appeared before the notary public for acknowledgment.
- Date of notarization must be the date that the signer(s) personally appeared which must also be the same date the acknowledgment is completed.
- The notary public must print his or her name as it appears within his or her commission followed by a comma and then your title (notary public).
- Print the name(s) of document signer(s) who personally appear at the time of notarization.
- Indicate the correct singular or plural forms by crossing off incorrect forms (i.e. ~~he~~/she/~~they,~~ is /~~are~~) or circling the correct forms. Failure to correctly indicate this information may lead to rejection of document recording.
- The notary seal impression must be clear and photographically reproducible. Impression must not cover text or lines. If seal impression smudges, re-seal if a sufficient area permits, otherwise complete a different acknowledgment form.
- Signature of the notary public must match the signature on file with the office of the county clerk.
  - Additional information is not required but could help to ensure this acknowledgment is not misused or attached to a different document.
  - Indicate title or type of attached document, number of pages and date.
  - Indicate the capacity claimed by the signer. If the claimed capacity is a corporate officer, indicate the title (i.e. CEO, CFO, Secretary).
- Securely attach this document to the signed document with a staple.

POWER OF ATTORNEY

RLI Insurance Company
Contractors Bonding and Insurance Company

9025 N. Lindbergh Dr. Peoria, IL 61615
Phone: 800-645-2402

Know All Men by These Presents:

That this Power of Attorney is not valid or in effect unless attached to the bond which it authorizes executed, but may be detached by the approving officer if desired.

That **RLI Insurance Company** and/or **Contractors Bonding and Insurance Company**, each an Illinois corporation, (separately and together, the "Company") do hereby make, constitute and appoint:

Paul Boucher, Janina Monroe, Dennis Langer, Michelle Haase, Timothy Noonan, jointly or severally

in the City of Irvine, State of California its true and lawful Agent(s) and Attorney(s) in Fact, with full power and authority hereby conferred, to sign, execute, acknowledge and deliver for and on its behalf as Surety, in general, any and all bonds and undertakings in an amount not to exceed **Twenty Five Million** Dollars (**$25,000,000.00**) for any single obligation.

The acknowledgment and execution of such bond by the said Attorney in Fact shall be as binding upon the Company as if such bond had been executed and acknowledged by the regularly elected officers of the Company.

RLI Insurance Company and/or **Contractors Bonding and Insurance Company**, as applicable, have each further certified that the following is a true and exact copy of a Resolution adopted by the Board of Directors of each such corporation, and is now in force, to-wit:

> "All bonds, policies, undertakings, Powers of Attorney or other obligations of the corporation shall be executed in the corporate name of the Company by the President, Secretary, any Assistant Secretary, Treasurer, or any Vice President, or by such other officers as the Board of Directors may authorize. The President, any Vice President, Secretary, any Assistant Secretary, or the Treasurer may appoint Attorneys in Fact or Agents who shall have authority to issue bonds, policies or undertakings in the name of the Company. The corporate seal is not necessary for the validity of any bonds, policies, undertakings, Powers of Attorney or other obligations of the corporation. The signature of any such officer and the corporate seal may be printed by facsimile."

IN WITNESS WHEREOF, the **RLI Insurance Company** and/or **Contractors Bonding and Insurance Company**, as applicable, have caused these presents to be executed by its respective Vice President with its corporate seal affixed this 15th day of January, 2019.

CONTRACTORS BONDING AND INSURANCE COMPANY CORPORATE SEAL ILLINOIS

RLI INSURANCE COMPANY CORPORATE SEAL ILLINOIS

RLI Insurance Company
Contractors Bonding and Insurance Company

By: Barton W. Davis — Vice President

State of Illinois
County of Peoria } SS

On this 15th day of January, 2019, before me, a Notary Public, personally appeared Barton W. Davis, who being by me duly sworn, acknowledged that he signed the above Power of Attorney as the aforesaid officer of the **RLI Insurance Company** and/or **Contractors Bonding and Insurance Company** and acknowledged said instrument to be the voluntary act and deed of said corporation.

By: Gretchen L. Johnigk — Notary Public

NOTARY PUBLIC STATE OF ILLINOIS
GRETCHEN L JOHNIGK
"OFFICIAL SEAL"
My Commission Expires May 26, 2020

CERTIFICATE

I, the undersigned officer of **RLI Insurance Company** and/or **Contractors Bonding and Insurance Company**, do hereby certify that the attached Power of Attorney is in full force and effect and is irrevocable; and furthermore, that the Resolution of the Company as set forth in the Power of Attorney, is now in force. In testimony whereof, I have hereunto set my hand and the seal of the **RLI Insurance Company** and/or **Contractors Bonding and Insurance Company** this _____ day of SEP 19 2019.

RLI Insurance Company
Contractors Bonding and Insurance Company

By: Jean M. Stephenson — Corporate Secretary

Bond No: CMS331807
Premium: Included in Cost of Performance Bond

CITY OF BANNING

PAYMENT BOND

37298-1
(Name or Tract Number of Subdivision)

KNOW ALL MEN BY THESE PRESENTS:

WHEREAS, Pardee Homes, (hereinafter designated as "Principal") has executed a Subdivision Improvement Agreement ("Agreement" herein) with the City of Banning, a municipal corporation of the State of California ("City" herein), whereby Principal agrees to construct, install and complete certain designated public improvements generally identified as follows: Wilson Street Street Improvements on Tract No. 37298-1, Atwell Off-Site Street Improvement Plan Wilson Street; and

WHEREAS, said Agreement is dated _____, 20__ and is incorporated herein by this reference; and

WHEREAS, said Principal is required under the terms of said Agreement, before entering upon the performance of the work, to file with the City a good and sufficient payment bond, or other approved security, to secure the claims to which reference is made in Title 3 (commencing with Section 9000) of Part 6 of Division 4 of the California Civil Code and in Government Code Section 66497;

NOW, THEREFORE, the Principal designated above, and RLI Insurance Company, as Surety, are held firmly bound unto the City and all contractors, subcontractors, laborers, materialmen and other persons employed in the performance of said Agreement and referred to in the above-referenced Civil Code and Government Code in the sum of One Million Six Hundred* Dollars ($ 1,649,464.90), for materials furnished or labor thereon of any kind, or for amounts due under the Unemployment Insurance Act with respect to such work or labor; that said Surety will pay the same in an amount not exceeding the amount hereinabove set forth; and in case suit is brought upon this bond, will pay, in addition to the face amount thereof, costs and reasonable expenses and fees, including reasonable attorneys' fees, incurred by the City in successfully enforcing such obligation, to be awarded and fixed by the court, and to be taxed as costs and to be included in the judgment therein rendered.

*Forty Nine Thousand Four Hundred Sixty Four & 90/100

It is hereby expressly stipulated and agreed that this bond shall inure to the benefit of any and all persons, companies and corporations entitled to file claims under Title 3 (commencing with Section 9000) of Part 6 of Division 4 of the Civil Code, and under Government Code Section 66497, so as to give a right of action to them or their assigns in any suit brought upon this bond.

Should the condition of this bond be fully performed, then this obligation shall become null and void, otherwise it shall be and remain in full force and effect.

The Surety hereby stipulates and agrees that no change, extension of time, alteration or addition to the terms of said Agreement or the Improvement Plans or related specifications accompanying the same shall in any manner affect its obligations on this bond, and it does hereby waive notice of any such change, extension, alteration or addition.

IN WITNESS WHEREOF, this instrument has been duly executed by the above-named Principal and Surety as of the date or dates set forth below the signatures of their authorized officers.

Note: All signatures must be acknowledged before a notary public. Attach appropriate acknowledgment.

"PRINCIPAL"

Pardee Homes
(Type name of Principal)

1250 Corona Pointe Court, Suite 600
(Street Address)

Corona, CA 92879
(City) (State) (Zip)

By: _____
(Signature of authorized officer)

Jeff Chambers, VP Community Development
(Title of officer)

Date: 9-23-19

"SURETY"

RLI Insurance Company
(Type name of Surety)

6303 Owensmouth Ave, 10th Floor

California All-Purpose Certificate of Acknowledgment

A notary public or other officer completing this certificate verifies only the identity of the individual who signed the document to which this certificate is attached, and not the truthfulness, accuracy, or validity of that document.

State of California

County of Riverside } s.s.

On September 24, 2019 before me, Ana E. Chavez Perez, Notary Public,
Name of Notary Public, Title

personally appeared Jeff Chambers
Name of Signer (1)

Name of Signer (2)

who proved to me on the basis of satisfactory evidence to be the person(s) whose name(s) is/are subscribed to the within instrument and acknowledged to me that he/she/they executed the same in his/her/their authorized capacity(ies), and that by his/her/their signature(s) on the instrument the person(s), or the entity upon behalf of which the person(s) acted, executed the instrument.

I certify under PENALTY OF PERJURY under the laws of the State of California that the foregoing paragraph is true and correct.

WITNESS my hand and official seal.

Signature of Notary Public

TGJ1 ANA E. CHAVEZ PEREZ
NOTARY PUBLIC - CALIFORNIA
COMMISSION # 2286015
RIVERSIDE COUNTY
My Comm. Exp. April 22, 2023 TGJ1

OPTIONAL INFORMATION

Although the information in this section is not required by law, it could prevent fraudulent removal and reattachment of this acknowledgment to an unauthorized document and may prove useful to persons relying on the attached document.

Description of Attached Document

The preceding Certificate of Acknowledgment is attached to a document titled/for the purpose of _____,

containing _____ pages, and dated _____.

The signer(s) capacity or authority is/are as:

- ☐ Individual(s)
- ☐ Attorney-in-fact
- ☐ Corporate Officer(s) _____
  Title(s)
- ☐ Guardian/Conservator
- ☐ Partner - Limited/General
- ☐ Trustee(s)
- ☐ Other: _____

representing: _____
Name(s) of Person(s) Entity(ies) Signer is Representing

Additional Information

Method of Signer Identification

Proved to me on the basis of satisfactory evidence:

☐ form(s) of identification ☐ credible witness(es)

Notarial event is detailed in notary journal on:

Page # _____ Entry # _____

Notary contact: _____

Other

☐ Additional Signer ☐ Signer(s) Thumbprints(s)

☐ _____

© 2009-2015 Notary Learning Center - All Rights Reserved You can purchase copies of this form from our web site at www.TheNotarysStore.com

(Street Address)

Woodland Hills, CA 91367

(City) (State) (Zip)

By: _____

(Signature of authorized officer)

Janina Monroe, Attorney-In-Fact

(Title of officer)

Date: September 19, 2019

APPROVED:

_____

City Attorney

ALL- PURPOSE
CERTIFICATE OF ACKNOWLEDGMENT

A notary public or other officer completing this certificate verifies only the identity of the individual who signed the document to which this certificate is attached, and not the truthfulness, accuracy, or validity of that document.

State of California }

County of Orange }

On SEP 19 2019 before me, Brianne Davis, Notary Public,
(Here insert name and title of the officer)

personally appeared Janina Monroe,
who proved to me on the basis of satisfactory evidence to be the person(s) whose name(s) is/are subscribed to the within instrument and acknowledged to me that he/she/they executed the same in his/her/their authorized capacity(ies), and that by his/her/their signature(s) on the instrument the person(s), or the entity upon behalf of which the person(s) acted, executed the instrument.

I certify under PENALTY OF PERJURY under the laws of the State of California that the foregoing paragraph is true and correct.

WITNESS my hand and official seal.

Notary Public Signature (Notary Public Seal)

BRIANNE DAVIS
Notary Public – California
Orange County
Commission # 2195215
My Comm. Expires May 1, 2021

ADDITIONAL OPTIONAL INFORMATION

DESCRIPTION OF THE ATTACHED DOCUMENT

(Title or description of attached document)

(Title or description of attached document continued)

Number of Pages _____ Document Date_____

CAPACITY CLAIMED BY THE SIGNER

- ☐ Individual (s)
- ☐ Corporate Officer
  (Title)
- ☐ Partner(s)
- ☒ Attorney-in-Fact
- ☐ Trustee(s)
- ☐ Other _____

2015 Version www.NotaryClasses.com 800-873-9865

INSTRUCTIONS FOR COMPLETING THIS FORM

This form complies with current California statutes regarding notary wording and, if needed, should be completed and attached to the document. Acknowledgments from other states may be completed for documents being sent to that state so long as the wording does not require the California notary to violate California notary law.

- State and County information must be the State and County where the document signer(s) personally appeared before the notary public for acknowledgment.
- Date of notarization must be the date that the signer(s) personally appeared which must also be the same date the acknowledgment is completed.
- The notary public must print his or her name as it appears within his or her commission followed by a comma and then your title (notary public).
- Print the name(s) of document signer(s) who personally appear at the time of notarization.
- Indicate the correct singular or plural forms by crossing off incorrect forms (i.e. ~~he~~/she/~~they,~~ is /~~are~~) or circling the correct forms. Failure to correctly indicate this information may lead to rejection of document recording.
- The notary seal impression must be clear and photographically reproducible. Impression must not cover text or lines. If seal impression smudges, re-seal if a sufficient area permits, otherwise complete a different acknowledgment form.
- Signature of the notary public must match the signature on file with the office of the county clerk.
  - Additional information is not required but could help to ensure this acknowledgment is not misused or attached to a different document.
  - Indicate title or type of attached document, number of pages and date.
  - Indicate the capacity claimed by the signer. If the claimed capacity is a corporate officer, indicate the title (i.e. CEO, CFO, Secretary).
- Securely attach this document to the signed document with a staple.

POWER OF ATTORNEY

RLI Insurance Company
Contractors Bonding and Insurance Company

9025 N. Lindbergh Dr. Peoria, IL 61615
Phone: 800-645-2402

Know All Men by These Presents:

That this Power of Attorney is not valid or in effect unless attached to the bond which it authorizes executed, but may be detached by the approving officer if desired.

That **RLI Insurance Company** and/or **Contractors Bonding and Insurance Company**, each an Illinois corporation, (separately and together, the "Company") do hereby make, constitute and appoint:

Paul Boucher, Janina Monroe, Dennis Langer, Michelle Haase, Timothy Noonan, jointly or severally

in the City of Irvine, State of California its true and lawful Agent(s) and Attorney(s) in Fact, with full power and authority hereby conferred, to sign, execute, acknowledge and deliver for and on its behalf as Surety, in general, any and all bonds and undertakings in an amount not to exceed **Twenty Five Million** Dollars (**$25,000,000.00**) for any single obligation.

The acknowledgment and execution of such bond by the said Attorney in Fact shall be as binding upon the Company as if such bond had been executed and acknowledged by the regularly elected officers of the Company.

RLI Insurance Company and/or **Contractors Bonding and Insurance Company**, as applicable, have each further certified that the following is a true and exact copy of a Resolution adopted by the Board of Directors of each such corporation, and is now in force, to-wit:

> "All bonds, policies, undertakings, Powers of Attorney or other obligations of the corporation shall be executed in the corporate name of the Company by the President, Secretary, any Assistant Secretary, Treasurer, or any Vice President, or by such other officers as the Board of Directors may authorize. The President, any Vice President, Secretary, any Assistant Secretary, or the Treasurer may appoint Attorneys in Fact or Agents who shall have authority to issue bonds, policies or undertakings in the name of the Company. The corporate seal is not necessary for the validity of any bonds, policies, undertakings, Powers of Attorney or other obligations of the corporation. The signature of any such officer and the corporate seal may be printed by facsimile."

IN WITNESS WHEREOF, the **RLI Insurance Company** and/or **Contractors Bonding and Insurance Company**, as applicable, have caused these presents to be executed by its respective Vice President with its corporate seal affixed this 15th day of January, 2019.

CONTRACTORS BONDING AND INSURANCE COMPANY CORPORATE SEAL ILLINOIS

RLI INSURANCE COMPANY CORPORATE SEAL ILLINOIS

RLI Insurance Company
Contractors Bonding and Insurance Company

By: B.W. D.
Barton W. Davis — Vice President

State of Illinois
County of Peoria } SS

On this 15th day of January, 2019, before me, a Notary Public, personally appeared Barton W. Davis, who being by me duly sworn, acknowledged that he signed the above Power of Attorney as the aforesaid officer of the **RLI Insurance Company** and/or **Contractors Bonding and Insurance Company** and acknowledged said instrument to be the voluntary act and deed of said corporation.

By: Gretchen L Johnigk
Gretchen L. Johnigk — Notary Public

NOTARY PUBLIC STATE OF ILLINOIS
GRETCHEN L JOHNIGK
"OFFICIAL SEAL"
My Commission Expires
May 26, 2020

CERTIFICATE

I, the undersigned officer of **RLI Insurance Company** and/or **Contractors Bonding and Insurance Company**, do hereby certify that the attached Power of Attorney is in full force and effect and is irrevocable; and furthermore, that the Resolution of the Company as set forth in the Power of Attorney, is now in force. In testimony whereof, I have hereunto set my hand and the seal of the **RLI Insurance Company** and/or **Contractors Bonding and Insurance Company** this _____ day of SEP 19 2019.

RLI Insurance Company
Contractors Bonding and Insurance Company

By: Jean M. Stephenson
Jean M. Stephenson — Corporate Secretary

Bond No: CMS331840
Premium: $200.00

Part of Subdivision Improvement Agreement for Atwell 37298-1

CITY OF BANNING

FAITHFUL PERFORMANCE BOND

37298-1
(Name or Tract Number of Subdivision)

KNOW ALL MEN BY THESE PRESENTS:

WHEREAS, Pardee Homes (hereinafter designated as "Principal") has executed a Subdivision Improvement Agreement ("Agreement" herein) with the City of Banning, a municipal corporation of the State of California ("City" herein), whereby Principal agrees to construct, install, complete and guarantee for one year after acceptance thereof, certain designated public improvements generally identified as follows: Atwell- Tract 37298-1 Monumentation Backbone; and

WHEREAS, said Agreement is incorporated herein by this reference; and

WHEREAS, said Principal is required under the terms of said Agreement to furnish a corporate surety bond or other approved improvement security to guarantee the faithful performance of said Agreement;

NOW, THEREFORE, the Principal designated above, and RLI Insurance Company, as Surety, are held and firmly bound unto the City in the penal sum of Fifty Thousand Eighty Two & 50/100 Dollars ($ 50,082.50), lawful money of the United States, for the payment of which sum well and truly to be made, we bind ourselves, our heirs, successors, executors and administrators, jointly and severally, firmly by these presents.

The condition of this obligation is such that if the above-bounded Principal, his or its heirs, executors, administrators, successors, or assigns, shall in all things stand to, abide by, well and truly keep and perform the covenants, conditions and provisions in said Agreement and any modification thereof made as therein provided, on his or their part, to be kept and performed at the time and in the manner therein specified, and in all respects according to their true intent and meaning, and shall indemnify and save harmless the City, its officers, agents and employees, as therein stipulated; then this obligation shall become void; otherwise, this obligation shall be and remain in full force and effect.

As a part of the obligation secured hereby, and in addition to the face amount specified, costs and reasonable expenses and fees shall be included, including reasonable attorneys' fees, incurred by the City in successfully enforcing the obligation, all to be taxed as costs and included in any judgment rendered.

The Surety hereby stipulates and agrees that no change, extension of time, alteration or addition to the terms of the Agreement, the work to be performed thereunder, or the Improvement Plans and related specifications accompanying the Agreement shall in any manner affect its obligations on this bond. The Surety hereby waives notice of any such change, extension of time, alteration or addition to the terms of the Agreement, the work, or the Improvement Plans and related specifications.

IN WITNESS WHEREOF, this instrument has been duly executed by the above-named Principal and Surety as of the date or dates set forth below the signatures of their authorized officers.

Note: All signatures must be acknowledged before a notary public. Attach appropriate acknowledgment.

"PRINCIPAL"

Pardee Homes

(Type name of Principal)

1250 Corona Pointe Court, Ste 600

(Street Address)

Corona, CA 92879

(City) (State) (Zip)

By: Jeff Chambers

(Signature of authorized officer)

Jeffrey R. Chambers

Vice President Development

(Title of officer)

Date: 11-20-19

"SURETY"

RLI Insurance Company

(Type name of Surety)

6303 Owensmouth Ave, 10th Floor

(Street Address)

Woodland Hills, CA 91367

(City) (State) (Zip)

By: _____

(Signature of authorized officer)

Janina Monroe, Attorney-In-Fact

(Title of officer)

Date: November 19, 2019

APPROVED:

_____

City Attorney

ALL- PURPOSE
CERTIFICATE OF ACKNOWLEDGMENT

A notary public or other officer completing this certificate verifies only the identity of the individual who signed the document to which this certificate is attached, and not the truthfulness, accuracy, or validity of that document.

State of California }

County of Orange }

On NOV 19 2019 before me, Brianne Davis, Notary Public,
(Here insert name and title of the officer)

personally appeared Janina Monroe,
who proved to me on the basis of satisfactory evidence to be the person~~(s)~~ whose name~~(s)~~ is/~~are~~ subscribed to the within instrument and acknowledged to me that ~~he~~/she/~~they~~ executed the same in ~~his~~/her/~~their~~ authorized capacity~~(ies)~~, and that by ~~his~~/her/~~their~~ signature~~(s)~~ on the instrument the person~~(s)~~, or the entity upon behalf of which the person~~(s)~~ acted, executed the instrument.

I certify under PENALTY OF PERJURY under the laws of the State of California that the foregoing paragraph is true and correct.

WITNESS my hand and official seal.

Notary Public Signature (Notary Public Seal)

BRIANNE DAVIS
Notary Public – California
Orange County
Commission # 2195215
My Comm. Expires May 1, 2021

ADDITIONAL OPTIONAL INFORMATION

DESCRIPTION OF THE ATTACHED DOCUMENT

(Title or description of attached document)

(Title or description of attached document continued)

Number of Pages _____ Document Date_____

CAPACITY CLAIMED BY THE SIGNER

- ☐ Individual (s)
- ☐ Corporate Officer
  (Title)
- ☐ Partner(s)
- ☒ Attorney-in-Fact
- ☐ Trustee(s)
- ☐ Other _____

2015 Version www.NotaryClasses.com 800-873-9865

INSTRUCTIONS FOR COMPLETING THIS FORM

This form complies with current California statutes regarding notary wording and, if needed, should be completed and attached to the document. Acknolwedgents from other states may be completed for documents being sent to that state so long as the wording does not require the California notary to violate California notary law.

- State and County information must be the State and County where the document signer(s) personally appeared before the notary public for acknowledgment.
- Date of notarization must be the date that the signer(s) personally appeared which must also be the same date the acknowledgment is completed.
- The notary public must print his or her name as it appears within his or her commission followed by a comma and then your title (notary public).
- Print the name(s) of document signer(s) who personally appear at the time of notarization.
- Indicate the correct singular or plural forms by crossing off incorrect forms (i.e. ~~he~~/she/~~they,~~ is /~~are~~) or circling the correct forms. Failure to correctly indicate this information may lead to rejection of document recording.
- The notary seal impression must be clear and photographically reproducible. Impression must not cover text or lines. If seal impression smudges, re-seal if a sufficient area permits, otherwise complete a different acknowledgment form.
- Signature of the notary public must match the signature on file with the office of the county clerk.
  - Additional information is not required but could help to ensure this acknowledgment is not misused or attached to a different document.
  - Indicate title or type of attached document, number of pages and date.
  - Indicate the capacity claimed by the signer. If the claimed capacity is a corporate officer, indicate the title (i.e. CEO, CFO, Secretary).
- Securely attach this document to the signed document with a staple.

POWER OF ATTORNEY

RLI Insurance Company
Contractors Bonding and Insurance Company

9025 N. Lindbergh Dr. Peoria, IL 61615
Phone: 800-645-2402

Know All Men by These Presents:

That this Power of Attorney is not valid or in effect unless attached to the bond which it authorizes executed, but may be detached by the approving officer if desired.

That **RLI Insurance Company** and/or **Contractors Bonding and Insurance Company**, each an Illinois corporation, (separately and together, the "Company") do hereby make, constitute and appoint:

Paul Boucher, Janina Monroe, Dennis Langer, Michelle Haase, Timothy Noonan, jointly or severally

in the City of Irvine, State of California its true and lawful Agent(s) and Attorney(s) in Fact, with full power and authority hereby conferred, to sign, execute, acknowledge and deliver for and on its behalf as Surety, in general, any and all bonds and undertakings in an amount not to exceed **Twenty Five Million** Dollars (**$25,000,000.00**) for any single obligation.

The acknowledgment and execution of such bond by the said Attorney in Fact shall be as binding upon the Company as if such bond had been executed and acknowledged by the regularly elected officers of the Company.

RLI Insurance Company and/or **Contractors Bonding and Insurance Company**, as applicable, have each further certified that the following is a true and exact copy of a Resolution adopted by the Board of Directors of each such corporation, and is now in force, to-wit:

> "All bonds, policies, undertakings, Powers of Attorney or other obligations of the corporation shall be executed in the corporate name of the Company by the President, Secretary, any Assistant Secretary, Treasurer, or any Vice President, or by such other officers as the Board of Directors may authorize. The President, any Vice President, Secretary, any Assistant Secretary, or the Treasurer may appoint Attorneys in Fact or Agents who shall have authority to issue bonds, policies or undertakings in the name of the Company. The corporate seal is not necessary for the validity of any bonds, policies, undertakings, Powers of Attorney or other obligations of the corporation. The signature of any such officer and the corporate seal may be printed by facsimile."

IN WITNESS WHEREOF, the **RLI Insurance Company** and/or **Contractors Bonding and Insurance Company**, as applicable, have caused these presents to be executed by its respective Vice President with its corporate seal affixed this 15th day of January, 2019.

CONTRACTORS BONDING AND INSURANCE COMPANY CORPORATE SEAL ILLINOIS

RLI INSURANCE COMPANY CORPORATE SEAL ILLINOIS

RLI Insurance Company
Contractors Bonding and Insurance Company

By: B.W. D.
Barton W. Davis — Vice President

State of Illinois
County of Peoria } SS

On this 15th day of January, 2019, before me, a Notary Public, personally appeared Barton W. Davis, who being by me duly sworn, acknowledged that he signed the above Power of Attorney as the aforesaid officer of the **RLI Insurance Company** and/or **Contractors Bonding and Insurance Company** and acknowledged said instrument to be the voluntary act and deed of said corporation.

By: Gretchen L. Johnigk
Gretchen L. Johnigk — Notary Public

NOTARY PUBLIC STATE OF ILLINOIS
GRETCHEN L JOHNIGK
"OFFICIAL SEAL"
My Commission Expires
May 26, 2020

CERTIFICATE

I, the undersigned officer of **RLI Insurance Company** and/or **Contractors Bonding and Insurance Company**, do hereby certify that the attached Power of Attorney is in full force and effect and is irrevocable; and furthermore, that the Resolution of the Company as set forth in the Power of Attorney, is now in force. In testimony whereof, I have hereunto set my hand and the seal of the **RLI Insurance Company** and/or **Contractors Bonding and Insurance Company** this _____ day of NOV 19 2019.

RLI Insurance Company
Contractors Bonding and Insurance Company

By: Jean M. Stephenson
Jean M. Stephenson — Corporate Secretary

ACKNOWLEDGMENT

A notary public or other officer completing this certificate verifies only the identity of the individual who signed the document to which this certificate is attached, and not the truthfulness, accuracy, or validity of that document.

State of California
County of Riverside)

On November 20, 2019 before me, Sonal Shah, Notary Public
(insert name and title of the officer)

personally appeared Jeffrey R. Chambers,
who proved to me on the basis of satisfactory evidence to be the person~~(s)~~ whose name~~(s)~~ is/~~are~~ subscribed to the within instrument and acknowledged to me that he/~~she/they~~ executed the same in his/~~her/their~~ authorized capacity~~(ies)~~, and that by his/~~her/their~~ signature~~(s)~~ on the instrument the person~~(s)~~, or the entity upon behalf of which the person~~(s)~~ acted, executed the instrument.

I certify under PENALTY OF PERJURY under the laws of the State of California that the foregoing paragraph is true and correct.

WITNESS my hand and official seal.

SONAL SHAH
NOTARY PUBLIC - CALIFORNIA
COMMISSION # 2210371
RIVERSIDE COUNTY
My Comm. Exp. September 30, 2021

Signature Sonal Shah (Seal)

Bond No: CMS331840
Premium: Included in cost of performance bond.

CITY OF BANNING

PAYMENT BOND

37298-1
(Name or Tract Number of Subdivision)

KNOW ALL MEN BY THESE PRESENTS:

WHEREAS, Pardee Homes, (hereinafter designated as "Principal") has executed a Subdivision Improvement Agreement ("Agreement" herein) with the City of Banning, a municipal corporation of the State of California ("City" herein), whereby Principal agrees to construct, install and complete certain designated public improvements generally identified as follows: Atwell-Tract 37298-1 Monumentation Backbone; and

WHEREAS, said Agreement is dated _____, 20__ and is incorporated herein by this reference; and

WHEREAS, said Principal is required under the terms of said Agreement, before entering upon the performance of the work, to file with the City a good and sufficient payment bond, or other approved security, to secure the claims to which reference is made in Title 3 (commencing with Section 9000) of Part 6 of Division 4 of the California Civil Code and in Government Code Section 66497;

NOW, THEREFORE, the Principal designated above, and RLI Insurance Company, as Surety, are held firmly bound unto the City and all contractors, subcontractors, laborers, materialmen and other persons employed in the performance of said Agreement and referred to in the above-referenced Civil Code and Government Code in the sum of Fifty Thousand Eighty* Dollars ($ 50,082.50), for materials furnished or labor thereon of any kind, or for amounts due under the Unemployment Insurance Act with respect to such work or labor; that said Surety will pay the same in an amount not exceeding the amount hereinabove set forth; and in case suit is brought upon this bond, will pay, in addition to the face amount thereof, costs and reasonable expenses and fees, including reasonable attorneys' fees, incurred by the City in successfully enforcing such obligation, to be awarded and fixed by the court, and to be taxed as costs and to be included in the judgment therein rendered. *Two & 50/100

It is hereby expressly stipulated and agreed that this bond shall inure to the benefit of any and all persons, companies and corporations entitled to file claims under Title 3 (commencing with Section 9000) of Part 6 of Division 4 of the Civil Code, and under Government Code Section 66497, so as to give a right of action to them or their assigns in any suit brought upon this bond.

Should the condition of this bond be fully performed, then this obligation shall become null and void, otherwise it shall be and remain in full force and effect.

The Surety hereby stipulates and agrees that no change, extension of time, alteration or addition to the terms of said Agreement or the Improvement Plans or related specifications accompanying the same shall in any manner affect its obligations on this bond, and it does hereby waive notice of any such change, extension, alteration or addition.

IN WITNESS WHEREOF, this instrument has been duly executed by the above-named Principal and Surety as of the date or dates set forth below the signatures of their authorized officers.

Note: All signatures must be acknowledged before a notary public. Attach appropriate acknowledgment.

"PRINCIPAL"

Pardee Homes

(Type name of Principal)

1250 Corona Pointe Court, Ste 600

(Street Address)

Corona, CA 92879

(City) (State) (Zip)

By: _____

(Signature of authorized officer)

Jeffrey R. Chambers
Vice President Development

(Title of officer)

Date: 11-20-19

"SURETY"

RLI Insurance Company

(Type name of Surety)

6303 Owensmouth Ave, 10th Floor

(Street Address)

Woodland Hills, CA 91367

(City) (State) (Zip)

By: _____

(Signature of authorized officer)

Janina Monroe, Attorney-In-Fact

(Title of officer)

Date: November 19, 2019

APPROVED:

_____

City Attorney

ALL- PURPOSE
CERTIFICATE OF ACKNOWLEDGMENT

A notary public or other officer completing this certificate verifies only the identity of the individual who signed the document to which this certificate is attached, and not the truthfulness, accuracy, or validity of that document.

State of California }

County of Orange }

On NOV 19 2019 before me, Brianne Davis, Notary Public,
(Here insert name and title of the officer)

personally appeared Janina Monroe,
who proved to me on the basis of satisfactory evidence to be the person~~(s)~~ whose name~~(s)~~ is/~~are~~ subscribed to the within instrument and acknowledged to me that ~~he~~/she/~~they~~ executed the same in ~~his~~/her/~~their~~ authorized capacity~~(ies)~~, and that by ~~his~~/her/~~their~~ signature~~(s)~~ on the instrument the person~~(s)~~, or the entity upon behalf of which the person~~(s)~~ acted, executed the instrument.

I certify under PENALTY OF PERJURY under the laws of the State of California that the foregoing paragraph is true and correct.

WITNESS my hand and official seal.

Notary Public Signature (Notary Public Seal)

BRIANNE DAVIS
Notary Public – California
Orange County
Commission # 2195215
My Comm. Expires May 1, 2021

ADDITIONAL OPTIONAL INFORMATION

DESCRIPTION OF THE ATTACHED DOCUMENT

(Title or description of attached document)

(Title or description of attached document continued)

Number of Pages _____ Document Date_____

CAPACITY CLAIMED BY THE SIGNER

- ☐ Individual (s)
- ☐ Corporate Officer
  (Title)
- ☐ Partner(s)
- ☒ Attorney-in-Fact
- ☐ Trustee(s)
- ☐ Other _____

INSTRUCTIONS FOR COMPLETING THIS FORM

This form complies with current California statutes regarding notary wording and, if needed, should be completed and attached to the document. Acknolwedgents from other states may be completed for documents being sent to that state so long as the wording does not require the California notary to violate California notary law.

- State and County information must be the State and County where the document signer(s) personally appeared before the notary public for acknowledgment.
- Date of notarization must be the date that the signer(s) personally appeared which must also be the same date the acknowledgment is completed.
- The notary public must print his or her name as it appears within his or her commission followed by a comma and then your title (notary public).
- Print the name(s) of document signer(s) who personally appear at the time of notarization.
- Indicate the correct singular or plural forms by crossing off incorrect forms (i.e. ~~he~~/she/~~they,~~ is /~~are~~) or circling the correct forms. Failure to correctly indicate this information may lead to rejection of document recording.
- The notary seal impression must be clear and photographically reproducible. Impression must not cover text or lines. If seal impression smudges, re-seal if a sufficient area permits, otherwise complete a different acknowledgment form.
- Signature of the notary public must match the signature on file with the office of the county clerk.
  - Additional information is not required but could help to ensure this acknowledgment is not misused or attached to a different document.
  - Indicate title or type of attached document, number of pages and date.
  - Indicate the capacity claimed by the signer. If the claimed capacity is a corporate officer, indicate the title (i.e. CEO, CFO, Secretary).
- Securely attach this document to the signed document with a staple.

POWER OF ATTORNEY

RLI Insurance Company
Contractors Bonding and Insurance Company

9025 N. Lindbergh Dr. Peoria, IL 61615
Phone: 800-645-2402

Know All Men by These Presents:

That this Power of Attorney is not valid or in effect unless attached to the bond which it authorizes executed, but may be detached by the approving officer if desired.

That **RLI Insurance Company** and/or **Contractors Bonding and Insurance Company**, each an Illinois corporation, (separately and together, the "Company") do hereby make, constitute and appoint:

Paul Boucher, Janina Monroe, Dennis Langer, Michelle Haase, Timothy Noonan, jointly or severally

in the City of Irvine, State of California its true and lawful Agent(s) and Attorney(s) in Fact, with full power and authority hereby conferred, to sign, execute, acknowledge and deliver for and on its behalf as Surety, in general, any and all bonds and undertakings in an amount not to exceed **Twenty Five Million** Dollars (**$25,000,000.00**) for any single obligation.

The acknowledgment and execution of such bond by the said Attorney in Fact shall be as binding upon the Company as if such bond had been executed and acknowledged by the regularly elected officers of the Company.

RLI Insurance Company and/or **Contractors Bonding and Insurance Company**, as applicable, have each further certified that the following is a true and exact copy of a Resolution adopted by the Board of Directors of each such corporation, and is now in force, to-wit:

> "All bonds, policies, undertakings, Powers of Attorney or other obligations of the corporation shall be executed in the corporate name of the Company by the President, Secretary, any Assistant Secretary, Treasurer, or any Vice President, or by such other officers as the Board of Directors may authorize. The President, any Vice President, Secretary, any Assistant Secretary, or the Treasurer may appoint Attorneys in Fact or Agents who shall have authority to issue bonds, policies or undertakings in the name of the Company. The corporate seal is not necessary for the validity of any bonds, policies, undertakings, Powers of Attorney or other obligations of the corporation. The signature of any such officer and the corporate seal may be printed by facsimile."

IN WITNESS WHEREOF, the **RLI Insurance Company** and/or **Contractors Bonding and Insurance Company**, as applicable, have caused these presents to be executed by its respective Vice President with its corporate seal affixed this 15th day of January, 2019.

CONTRACTORS BONDING AND INSURANCE COMPANY CORPORATE SEAL ILLINOIS

RLI INSURANCE COMPANY CORPORATE SEAL ILLINOIS

RLI Insurance Company
Contractors Bonding and Insurance Company

By: B.W.D.
Barton W. Davis — Vice President

State of Illinois
County of Peoria } SS

On this 15th day of January, 2019, before me, a Notary Public, personally appeared Barton W. Davis, who being by me duly sworn, acknowledged that he signed the above Power of Attorney as the aforesaid officer of the **RLI Insurance Company** and/or **Contractors Bonding and Insurance Company** and acknowledged said instrument to be the voluntary act and deed of said corporation.

By: Gretchen L. Johnigk
Gretchen L. Johnigk — Notary Public

NOTARY PUBLIC STATE OF ILLINOIS
GRETCHEN L JOHNIGK
"OFFICIAL SEAL"
My Commission Expires May 26, 2020

CERTIFICATE

I, the undersigned officer of **RLI Insurance Company** and/or **Contractors Bonding and Insurance Company**, do hereby certify that the attached Power of Attorney is in full force and effect and is irrevocable; and furthermore, that the Resolution of the Company as set forth in the Power of Attorney, is now in force. In testimony whereof, I have hereunto set my hand and the seal of the **RLI Insurance Company** and/or **Contractors Bonding and Insurance Company** this _____ day of NOV 19 2019.

RLI Insurance Company
Contractors Bonding and Insurance Company

By: Jean M. Stephenson
Jean M. Stephenson — Corporate Secretary

ACKNOWLEDGMENT

A notary public or other officer completing this certificate verifies only the identity of the individual who signed the document to which this certificate is attached, and not the truthfulness, accuracy, or validity of that document.

State of California
County of Riverside)

On November 20, 2019 before me, Sonal Shah, Notary Public
(insert name and title of the officer)

personally appeared Jeffrey R. Chambers,
who proved to me on the basis of satisfactory evidence to be the person~~(s)~~ whose name~~(s)~~ is/~~are~~ subscribed to the within instrument and acknowledged to me that he/~~she/they~~ executed the same in his/~~her/their~~ authorized capacity~~(ies)~~, and that by his/~~her/their~~ signature~~(s)~~ on the instrument the person~~(s)~~, or the entity upon behalf of which the person~~(s)~~ acted, executed the instrument.

I certify under PENALTY OF PERJURY under the laws of the State of California that the foregoing paragraph is true and correct.

WITNESS my hand and official seal.

SONAL SHAH
NOTARY PUBLIC - CALIFORNIA
COMMISSION # 2216371
RIVERSIDE COUNTY
My Comm. Exp. September 30, 2021

Signature Sonal Shah (Seal)

CITY OF BANNING

SUBDIVISION IMPROVEMENT AGREEMENT

* * * * * * SUBDIVISION REFERENCE DATA * * * * * *

[ ] FINAL TRACT MAP NO. 37390-1 ("Final Map" herein)

[ ] PARCEL MAP NO. _____("Parcel Map" herein)

NAME OR TRACT NUMBER OF SUBDIVISION ("Subdivision" herein):	ATWELL - 37390-1
NAME AND ADDRESS OF SUBDIVIDER(S):	PARDEE HOMES 1250 CORONA POINTE CT, #600 CORONA, CA 92881
CITY COUNCIL RESOLUTION OF APPROVAL NO.	_____ ("Resolution of Approval" herein)

DATE(S) THAT IMPROVEMENT PLANS WERE APPROVED BY THE CITY ENGINEER: _____

IMPROVEMENT/PLAN NO.:	Sewer Improvement Plans -Approved 3/12/2020 Street Improvement Plans -Approved 5/12/2020 Water Improvement Plans -Approved 5/04/2020 Monumentation Plans -Approved 8/19/2020

ESTIMATED TOTAL COSTS:	IMPROVEMENTS	$ 2,341,209.68
	GRADING	$_____
	MONUMENTATION	$ 29,957.50
	TOTAL:	$ 2,371,167.18

FORM OF IMPROVEMENT SECURITY:	[ ] AAA Corporate surety bonds [ ] Deposit of money
NAME AND ADDRESS OF CORPORATE SURETY (if applicable):	RLI Insurance Company (Name of Corporate Entity) 6303 Owensmouth Ave, 10th Floor (Street Address) Woodland Hills, CA 91367

SURETY BOND NUMBERS (if applicable):

- PA 6 Monumentation Bond #CMS0339957
- PA 6 Sewer Improvements Bond#CMS0339958
- PA 6 Street Improvements Bond#CMS0339959
- PA 6 Water Improvements Bond#CMS0339960

EFFECTIVE DATE OF AGREEMENT: _____
(to be inserted by City)

COMPLETION PERIOD: All improvements of Tract _____ (including the complete water and sewer system in _____ Street) with the exception of the roadway (street) improvements on _____ Street, shall be completed within two years from the Effective Date of the Agreement. _____ Street roadway (street) construction (so that _____ Street is a continuous route from _____ to _____) shall be constructed prior to the Certificate of Occupancy for development of lots ____and ____ of Tract _____.

* *

TABLE OF CONTENTS

Page

1. SUBDIVIDER'S OBLIGATION TO CONSTRUCT IMPROVEMENTS 2
2. INSPECTION OF WORK AND FINAL ACCEPTANCE 4
3. GUARANTEE AND WARRANTY OF THE IMPROVEMENTS 5
4. TIME EXTENSIONS 5
5. IMPROVEMENT SECURITY 6
6. REDUCTION OR RELEASE OF IMPROVEMENT SECURITY 7
7. INDEMNIFICATION OF CITY BY SUBDIVIDER 9
8. INSURANCE 11
9. OWNERSHIP OF THE IMPROVEMENTS 16
10. PREPARATION AND RECORDATION OF CC&RS 17
11. DEFAULT AND BREACH BY THE SUBDIVIDER AND REMEDIES OF THE CITY 17
12. RELATIONSHIP OF THE PARTIES 19
13. ASSIGNMENT 19
14. NOTICES 20
15. ENTIRE AGREEMENT 20
16. SEVERABILITY 20
17. INCORPORATION OF SUBDIVISION REFERENCE DATA AND RECITALS 20
18. GOVERNING LAW 20
19. EFFECTIVE DATE OF THE AGREEMENT 21

SUBDIVISION IMPROVEMENT AGREEMENT

THIS SUBDIVISION IMPROVEMENT AGREEMENT ("Agreement") is made and entered into by and between the City of Banning, a municipal corporation ("City"), and the Subdivider whose name and address is set forth above in the Subdivision Reference Data.

RECITALS

A. Subdivider has presented to the City for approval and recordation a Final Map, identified above in the Subdivision Reference Data, of a proposed subdivision pursuant to the Subdivision Map Act of the State of California and the City's ordinances and regulations as such ordinances and regulations are vested under the development agreement recorded in the official records of the County of Riverside on July 17, 2012 as Document No. 2012-0332888 ("Development Agreement") relating to the filing, approval and recordation of subdivision maps (collectively referred to herein as the "Subdivision Laws").

B. A tentative map of the Subdivision was previously approved by City, subject to the Subdivision Laws and to the City's standard requirements as vested under the Development Agreement and conditions of approval contained in the City Council's Resolution of Approval, a copy of which is on file in the Office of the City Clerk and which is incorporated herein by this reference.

C. The Subdivision Laws establish, as a condition precedent to the approval of a Final Map, that the Subdivider comply with the City Council's Resolution of Approval and either (i) complete, in compliance with applicable City standards, all of the improvements and land development work required by the Subdivision Laws and the City Council's Resolution of Approval; or (ii) enter into a secured agreement with the City to complete the improvements and land development work within a period of time specified by the City.

D. In consideration of approval of the Final Map for the Subdivision by the City Council, Subdivider desires to enter into this Agreement whereby Subdivider promises to install and complete, at its sole expense, except as otherwise provided in a credit/reimbursement agreement as provided for in the Development Agreement, all public improvement work required by the City as set forth on the Improvement Plans (as defined below) for the proposed Subdivision. Subdivider has secured this Agreement by improvement security required by the Subdivision Laws and approved by the City. In any conflict between the terms in this Agreement and the Development Agreement, the Development Agreement shall be the controlling document.

E. Improvement Plans, and related specifications, numbered as designated above in the Subdivision Reference Data, for the construction, installation and completion of the Improvements identified in Schedule A hereto, have been prepared by the Subdivider, approved by the City Engineer, and are on file in the office of the City Engineer. Said Improvement Plans, and related specifications, subsequently modified by

the mutual written agreement of the parties, are hereby referred to as the "Improvement Plans" and are incorporated herein by this reference. Any improvement to be constructed pursuant to the Improvement Plan is hereby referred to individually as an "**Improvement"** and collectively as the "**Improvements"**.

NOW, THEREFORE, in consideration of the approval and recordation by the City Council of the Final Map of the Subdivision, Subdivider and City agree as follows:

1. SUBDIVIDER'S OBLIGATION TO CONSTRUCT IMPROVEMENTS

A. Subdivider shall, at its sole expense, unless otherwise provided in a credit/reimbursement agreement as provided for in the Development Agreement, and in compliance with the provisions of the Subdivision Laws, the Improvement Plans, conditions of approval of the Tentative Map, and all applicable City standards and fees, and in a good and workmanlike fashion, furnish, construct, install and guarantee (as set forth in Section 3) the Improvements, Grading, and Monumentation described on the tentative map and in the City Council's Resolution of Approval relating thereto (collectively, the "Improvements").

B. To the extent necessary to construct the Improvements, as determined by the City Engineer, the Subdivider shall acquire and dedicate, or pay the reasonable, documented cost of acquisition by City of, all rights-of-way, easements and other interests in real property for the construction or installation of the Improvements, free and clear of all liens and encumbrances. If the Subdivider is unable to acquire such rights-of-way, easements and other interests in real property by negotiation, then Subdivider shall, within 120 days of Final Map approval, enter into a condemnation agreement with City pursuant to Government Code Section 66462.5, by which the City will commence the process for the acquisition of the rights-of-way, easements or other real property.

C. Subject to any time extensions granted in accordance with Section 4, Subdivider shall complete all Improvements within its respective "Completion Period" specified in the Subdivision Reference Data; provided, however, that if the City Engineer reasonably determines in good faith that accelerated construction of the Improvements is essential in order to protect the public health, welfare and safety, the City Engineer shall give Subdivider not less than fifteen (15) business days' prior written notice to commence or accelerate installation and construction of such Improvements, or any portion thereof. The notice shall be in writing, and shall describe the work to be done by Subdivider, the time within which the work will commence, the period within which the work will be completed and identify the reasons that such early commencement is essential in order to protect the public health, welfare and safety. All or any portions of said Improvements may be required to be constructed or completed at a specified time, providing the foregoing criteria is met. If the Subdivider objects to the commencement or acceleration of the Improvements as specified by the City Engineer, Subdivider may appeal the decision of the City Engineer to the City Council. Any such appeal shall be filed with the City Clerk within 10 days after receipt by Subdivider of the written notice from the City Engineer.

D. If the Improvements to be constructed by Subdivider include monumentation, such monumentation shall be installed not later than thirty (30) days after the City's acceptance of all other Improvements pursuant to Section 2. As used herein, "monumentation" shall mean the setting of survey monuments and tie points in accordance with the Subdivision Laws, and the delivery to the City Engineer of tie notes for said points.

E. Subdivider shall , at its sole expense, unless otherwise provided in a credit/reimbursement agreement as provided for in the Development Agreement, replace or repair all public improvements, public utility facilities, and surveying or subdivision monuments which are destroyed or damaged as a result of any work performed by Subdivider under this Agreement during or after the Completion Period. Any such replacement or repair shall be subject to the approval of the City Engineer.

F. In addition to, and separate from, the indemnity obligations contained in Section 9 of this Agreement, and without limiting the City's remedies under general construction defect law, Subdivider shall be responsible for the care, repair and maintenance of the applicable portion of the Improvements until the latter of the following time periods: (i) the Improvements or applicable portion thereof is accepted in writing by the City; or (ii) the expiration of the required one-year guarantee and warranty period as specified herein; or (iii) the expiration of any applicable period of time requiring the care, repair and maintenance of the applicable Improvement specified in the Development Agreement (not including the term of any Development Agreement). Neither City, nor its officers, agents and employees, shall have any liability for any accident, loss or damage to the Improvements and that may result from the construction of the Improvements prior to their completion and written acceptance by the City

G. In addition to, and separate from: (1) the indemnity obligations contained in Section 7 of this Agreement, (2) the care, repair and maintenance provisions under paragraph E of this Section 1 of this Agreement; and (3) the warranty and guarantee provisions of Section 3 of this Agreement, Subdivider shall repair and correct, or be liable to the City for any cost to repair and correct, any defect in the construction of the Improvements that is identified by City within in accordance with general construction defect law ten (10) years after City's acceptance of the Improvement, provided the City provides written notice to Subdivider of the existence of the defect within that the time period under law, and the defect is caused directly or indirectly by the design, construction, functionality, installation, assembly or workmanship of Subdivider. Nothing contained in this paragraph is intended to limit or otherwise waive any right or cause of action under applicable construction defect law that City may assert against Subdivider.

H. Subdivider shall, at its sole expense, unless otherwise provided in a credit/reimbursement agreement as provided for in the Development Agreement, obtain all necessary permits and licenses for the construction and installation of the Improvements, give all necessary notices, and pay all applicable fees required by City ordinance or resolution and all taxes required by law.

I. Not less than seven (7) days prior to commencement of work on the Improvements, Subdivider shall give written notice to the City Engineer of the date fixed for such commencement of work in order that the City Engineer shall have adequate time to schedule all necessary inspections.

J. SUBDIVIDER shall pay all applicable City fees and costs stipulated in the latest fee resolution as adopted by the City Council from time to time as required for the development of the SUBDIVISION including but not limited to the following:

1. Building Permit Fees --- to be paid at the time of building permit issuance;

2. Final Map Plan Check Fees --- to be paid at time of submittal of final map for plan check and resubmittal of revised final map for plan check;

3. Final Map Moratorium Fees --- to be paid from cash deposit established at time of filing final map;

4. Plan Check and Review Fees --- to be paid from cash deposit established at time of filing improvement plans for plan check;

5. Encroachment Permit Fees --- to be paid at time of application for encroachment permit;

6. Inspection Fees --- to be paid from cash deposit established at time of construction permit issuance; and

7. Grading Permit Fee --- to be paid from cash deposit established at time of grading permit issuance.

K. Subdivider shall provide City with final Record Drawings of all plans developed for the Subdivision, showing all changes and as built conditions as specified in the Tentative Tract Map Conditions of Approval, and shall provide electronic image files of those final Record Drawings consistent with electronic image file size and type specifications of the City prior to the acceptance of improvements and release of bonds or other security.

2. <u>INSPECTION OF WORK AND FINAL ACCEPTANCE</u>

A. Subdivider shall at all times maintain proper facilities and safe access for inspection of the Improvements by the City Engineer and other City personnel and inspection consultants.

B. Upon completion of the work on all or any category of the Improvements, the Subdivider may request a final inspection by the City Engineer. Within forty-five (45) days of receipt of the written letter request, the City Engineer shall

inspect the Improvements and provide written notice to Subdivider of the list of items which have been found to be incomplete and the list of items which have been found to be complete. If the City Engineer determines that all or any specified category of the Improvements have been completed in accordance with this Agreement and in compliance with the Improvement Plans and all applicable City standards, then the City Engineer shall acknowledge that determination in a report to the City Council. If the Improvements that are completed are to be dedicated to or owned by the City (Improvements within City right of way and property for public use), the City Engineer's determination shall be submitted to the City Council for final acceptance by the City, unless such power to accept has been delegated by the City Council to the City Engineer or some other officer of the City, in which case the final acceptance shall be subject to the approval of that specified official. If the Improvements that are completed are to be dedicated to or owned by a public entity other than the City, the Subdivider's written request shall be submitted to the applicable public entity or other owner, for final acceptance. Subdivider shall bear all costs of inspection and determination of completeness in accordance with City's formally adopted and applicable fees and rates.

C. Acceptance of all or any specified category of the Improvements by the City Council shall be made upon recommendation and certification of the City Engineer following inspection of said Improvements pursuant to subparagraph B above. The City Council shall act upon the City Engineer's recommendation that such public Improvements have been completed unless such power to accept has been delegated by the City Council to the City Engineer or some other officer of the City, in which case the final acceptance shall be subject to the approval of that specified official. Acceptance by the City or by the governing body of the entity that is to accept dedication or ownership of the public improvements shall not constitute a waiver by the City or such other public entity of any defects in the public Improvements.

3. GUARANTEE AND WARRANTY OF THE IMPROVEMENTS

A. If, within a period of one year following acceptance by the City of the applicable Improvements specified in Schedule A, any Improvements or part of any Improvements specified in Section A furnished, installed or constructed by the Subdivider, or any of the work performed under this Agreement by Subdivider, fails to comply with any requirements of this Agreement, or the Subdivision Laws, or the Improvement Plans and related specifications, the Subdivider shall, without delay and without cost to the City, repair, replace or reconstruct any defective or otherwise unsatisfactory part or parts of the Improvements. Subdivider's obligations hereunder shall include the repair, replacement or reconstruction of all irrigation systems and all trees, shrubs, ground cover and landscaping for such one year.

B. Should the Subdivider fail or refuse to act promptly or in accordance with subparagraph A above, or should the exigencies of the situation require repair, replacement, or reconstruction to be undertaken before the Subdivider can be notified and can perform the necessary work, then the City may, in its discretion, make the necessary repairs or replacements or perform the necessary reconstruction and draw upon the Subdivider's improvement security to reimburse itself for the costs incurred. If

the Subdivider's improvement security does not cover the total cost of such repair, replacement, or reconstruction, the Subdivider shall reimburse the City for any excess costs incurred.

C. The security furnished for the faithful performance of the Subdivider's obligation to construct and install the Improvements described herein shall include the Subdivider's liability and obligation hereunder to provide the one-year guarantee and warranty of the Improvements.

4. TIME EXTENSIONS

A. Upon a showing by the Subdivider of good cause therefor, the duration of the Completion Period for the Improvements (or any of them) may be extended by the City Engineer in writing. As used herein, "good cause" may include, without limitation, delay resulting from, arising out of or relating to an act of the City; acts of God or force majeure, strikes, boycotts or similar job actions by employees or labor organizations which prevent the conduct of the work; findings made by a governmental entity that the site of a particular Improvement is of archeological significance or requires further permitting and approval; and/or actions or failure to act of native American monitor(s); and, the order of any court.

B. A time extension may be granted without notice to any surety or sureties of the Subdivider and shall not affect the validity of this Agreement nor release the surety or sureties on any bond given as an improvement security pursuant to this Agreement.

C. As a condition of any time extension provided for herein, the City Engineer, may require the Subdivider to furnish new or modified improvement security guaranteeing performance of this Agreement, as extended, in an increased amount as necessary to compensate for any projected increase in the Estimated Total Cost of Improvements, as determined by the City Engineer.

5. IMPROVEMENT SECURITY

A. Prior to City's execution of this Agreement, Subdivider shall provide as security to the City:

1. For Performance and Guarantee: Security in an amount equal to one hundred percent (100%) of the Estimated Total Cost of the Improvements, excluding Grading, as set forth above in the Subdivision Reference Data. The security shall be issued by a bonding company licensed to issue bonds in the State of California and having a Best rating of AAA or better. With this security, the form of which shall be subject to City Attorney's prior approval, the Subdivider assures faithful performance under this Agreement and guarantees the Improvements for one year after the completion and acceptance of the applicable portion of such Improvements, against any defective workmanship or materials or any unsatisfactory performance, pursuant to Section 3 hereof.

2. For Payment: Security in an amount equal to one hundred percent (100%) of the Estimated Total Cost of the Improvements, excluding Grading, as set forth above in the Subdivision Reference Data. The security shall be issued by a bonding company licensed to issue bonds in the State of California and having a Best rating of AAA or better. With this security, the form of which shall be subject to City Attorney's prior approval, the Subdivider guarantees payment to contractors, subcontractors, and persons renting equipment or furnishing labor or materials to them or to the Subdivider.

B. If the improvement security is a corporate surety bond and, in the opinion of the City, any surety or sureties thereon become insufficient, because (i) the surety becomes insolvent; (ii) the surety's bond rating is downgraded; (iii) the surety declares bankruptcy; or (iv) the surety is no longer deemed to be an admitted surety in California by the California Department of Insurance, or (v) the form of the surety or the amount is found by City to be in error or materially insufficient, the Subdivider shall renew or replace any such surety bond with good and sufficient surety or sureties within thirty (30) days after receiving from City written demand therefor.

C. The amount of security for performance, payment and warranty obligations provided by this section shall not include the cost of monumentation, as required by Government Code Section 66497 so long as a separate cash deposit or security acceptable to the City Engineer for the estimated cost of monumentation has been submitted to the City.

D. Improvement security consisting of corporate surety bonds, in a form accepted by the City Attorney, shall be filed with the City Engineer and then kept on file with the City Clerk. If a corporate surety bond is replaced by another approved bond, the replacement shall be submitted to the City Engineer and, upon filing with the City Clerk, shall be deemed to have been made a part of and incorporated into this Agreement. Upon submission to the City Engineer and then filing with the City Clerk of a replacement bond, the former improvement security shall be released following written approval of the City Engineer.

E. Modifications of the Improvement Plans and related specifications, and modifications of the Improvements, not exceeding ten percent (10%) of the original Estimated Total Cost of the Improvements, shall not relieve or release any improvement security furnished by Subdivider pursuant to this Agreement. If any such modifications exceed ten percent (10%) of the Estimated Total Cost of the Improvements, Subdivider shall furnish additional improvement security for performance and guarantee, and for payment, as required by subparagraph A above, for one hundred percent (100%) of the revised Estimated Total Cost of the Improvements.

F. Subject to any time extensions granted in accordance with Section 4 herein, the Subdivider shall be in default if the Subdivider has not completed all improvements within two years from the Execution Date of the Agreement and has not repaired any defects in the completed Improvements within the one-year guarantee and warranty period.

Alternatively, in the event of a default by the Subdivider pursuant to Section 10, and after written notice to Subdivider and reasonable opportunity to cure, City, at its sole option, shall have the right, without limiting any other rights and/or remedies available to City at law or in equity, to draw upon or utilize the improvement security furnished herewith to construct and install the Improvements itself. If City exercises this right, the release of any unused portion of such improvement security shall be in accordance with the procedures outlined in Section 6 herein, including any retention necessary for the one-year guarantee period.

6. REDUCTION OR RELEASE OF IMPROVEMENT SECURITY

A. All public Improvements (Improvements that are to be owned or dedicated to the City or other public entity as distinguished from those owned by a private community association) shall be first completed, deemed completed by the City Engineer and then accepted as complete by the City prior to release of sureties. All private Improvements (Improvements that are to be owned by a private community association and not dedicated or owned by the City or other public entity) shall be first completed and then accepted as complete in writing by the City Engineer.

B. Partial releases or reductions in the Subdivider's improvement (performance) security may be authorized prior to the City's acceptance of all Improvements required hereunder, as follows:

1. At the time that the Subdivider believes that the obligation to perform the work for which security was required is complete, the Subdivider may notify the City in writing of the completed work, including a list of work completed. Upon receipt of the written notice, the City shall review and comment or approve the completion of the required work within forty-five (45) days. If the City does not agree that all work has been completed in accordance with the plans and specifications for the Improvements, it shall supply a list of all remaining work to be completed within this 45-day period.

2. Within forty-five (45) days of receipt of the list of remaining work from the local agency, the Subdivider may then provide cost estimates for all remaining work for review and approval by the City. Upon receipt of the cost estimates, the City shall then have forty-five (45) days to review, comment, and approve, modify, or disapprove those cost estimates. The City shall not be required to engage in this process of partial release more than once between the start of work and completion and acceptance of all work; however, nothing in this section prohibits the City from allowing for multiple and phased partial releases as it otherwise deems appropriate.

3. If the City approves the cost estimate, the City shall release all performance security except for security in an amount up to two hundred percent (200%) of the cost estimate of the remaining work. The process allowing for a partial release of performance security shall occur when the cost estimate of the remaining work does not exceed twenty percent (20%) of the total original

performance security unless the City allows for a release at an earlier time. Substitute bonds or other security may be used as a replacement for the performance security, subject to the approval of the City. If substitute bonds or other security is used as a replacement for the performance security released, the release shall not be effective unless and until the City receives and approves that form of replacement security. A reduction in the performance security, authorized under this section, is not, and shall not be deemed to be, an acceptance by the City of the completed improvements in and of itself, and the risk of loss or damage to the Improvements and the obligation to maintain the Improvements shall remain the sole responsibility of the Subdivider until the applicable required public Improvements have been accepted by the City in writing and all other required improvements have been fully completed in accordance with the plans and specifications for the improvements.

4. The Subdivider shall complete the works of Improvement until all remaining items are accepted by the City.

5. Upon the completion of the Improvements, the Subdivider, or his or her assigns, shall be notified in writing by the City within forty-five (45) days.

6. Within sixty (60) days of the issuance of the notification by the City Engineer, any remaining performance security, except ten percent (10%) of the original amount of the security to guarantee and warrant the Improvements for the one-year guarantee and warranty period, shall be released within sixty (60) days of the issuance of the written statement of completion.

C. Security securing the payment to the contractor, his or her subcontractors and to persons furnishing labor, materials or equipment shall, after passage of the time within which claims of lien are required to be recorded pursuant to Title 3 (commencing with Section 9000) of Part 6 of Division 4 of the Civil Code and after acceptance of the work, be reduced to an amount equal to the total claimed by all stop notice claimants for whom stop notices have been filed with the City, and if no claims have been filed, the security shall be released in full.

D. The partial release provisions of this Section 6 shall not apply to any required guarantee and warranty period required by Section 66499.9 for the guarantee or warranty nor to the amount of the security deemed necessary by the local agency for the guarantee and warranty period nor to costs and reasonable expenses and fees, including reasonable attorneys' fees. Security furnished to guarantee and warrant the Improvements against any defective work or labor done or defective materials furnished, shall be released within thirty (30) days after the completion of the one-year period following completion and acceptance of all Improvements.

E. If Subdivider's obligations relating to any Improvements are subject to the approval of another governmental agency, the City shall not release the improvement (performance) security therefor until the obligations are performed to the

satisfaction of such other governmental agency. Such agency shall have sixty (60) days after receipt of written notice from the Subdivider of the Subdivider's performance of the obligation to register its satisfaction or dissatisfaction. If at the end of that period it has not registered its satisfaction or dissatisfaction, it shall be conclusively deemed that the Subdivider's performance of the obligation was done to its satisfaction, and such improvement security shall be promptly released.

F. In the event the time periods for action by the City specified in this Section conflict with a shorter or longer time period for such actions as provided in Government Code Section 66499.7, the time periods in Government Code Section 66499.7 shall control.

7. INDEMNIFICATION OF CITY BY SUBDIVIDER

A. Neither the City, nor its officers, agents and employees, shall be liable or responsible for any accident, injury, loss or damage to either property or person attributable to or arising out of the defective design, construction, functionality, installation assembly or improper maintenance including, without limitation, the use of defective methods, materials or workmanship (collectively "Subdivider's Faults") of the Improvements by Subdivider, its officers, employees and agents. Subdivider shall indemnify, hold harmless and defend the City, its officers, agents and employees, from and against any and all losses, claims, costs, expenses, liabilities, damages, actions, causes of action and judgments, including attorneys' fees, arising directly or indirectly out of or attributable to Subdivider's Faults.

B. Subdivider's obligations under this Section 7 are not conditioned or dependent upon whether the City, or its officers, agents and employees, prepared, supplied or reviewed any Improvement Plans or related specifications in connection with the Subdivision or the Improvements, or has insurance or other indemnification covering any of these matters.

C. Subdivider's obligation to indemnify, hold harmless and defend the City under this Section 7 shall extend to injuries to persons and damages to or alleged taking of property resulting from the Subdivider's Faults, and the Improvements required herein, and shall likewise extend to claims asserted by adjacent property owners based upon the diversion of waters caused by the Subdivider's defective design or defective construction of public drainage systems, streets, and other public facilities or improvements. Except for a City Directive as defined below, the City's acceptance of the Improvements shall not constitute an assumption by the City of any responsibility or liability for any damage or alleged taking of property referenced herein. City shall not be responsible or liable for the design or construction of the Subdivision or the Improvements constructed or installed pursuant to the approved Improvement Plans or the Final Map, regardless of any act or omission by the City in approving the Improvement Plans or the Final Map, unless the particular Improvement design was required by the City over the written objection of the Subdivider, which objection stated that the Improvement design was potentially dangerous or defective and set forth an alternative design (a "City Directive"). After City's acceptance of the Improvements, the

Subdivider shall remain obligated to correct or eliminate all dangerous conditions created by defects in design, construction or Subdivider's Faults (other than those required by a City Directive); provided, however, that Subdivider shall not be responsible for routine maintenance as specified in Section 1(F) of this Agreement. Subdivider's indemnity obligations hereunder shall remain in effect for ten (10) years following acceptance of the respective Improvement(s) by the City Council. Subdivider acknowledges and agrees that Subdivider shall be responsible and liable for the Subdivider's Faults with respect to the Improvements and other work done pursuant to this Agreement, unless same is due to a City Directive. City shall not be liable for any acts or omissions in approving, reviewing, checking, correcting or modifying any Improvement Plans or related specifications, or in inspecting, reviewing or approving any work or construction of Improvements, unless same is due to a City Directive. The Subdivider's improvement security shall not be required to secure the Subdivider's obligations under this subparagraph C beyond the one-year guarantee and warranty period, unless the City Engineer provides notice to Subdivider prior to the expiration of the one-year period of the existence of, or continued existence of, defects in the improvements, in which case the portion of the improvement security to guarantee and warranty the improvements against defective work shall not be released and shall remain in place until the City Engineer provides written confirmation that the defects have been cured and corrected. The indemnity shall be effective retroactively to the earliest recordation date of the Final Map.

D. Subdivider shall pay and satisfy any judgment, award or decree that may be rendered against City, its officers, officials, employees, agents, representatives and volunteers (collectively hereinafter "City and City Personnel") to the extent of the indemnity provided above, in any such suit, action, or other legal proceeding, provided City gives Subdivider prompt written notice of such claim and allows Subdivider to undertake the defense thereof, and provided further that City cooperates in any such suit, action, or other legal proceeding, but shall retain its right to reject a settlement that the City deems, in its sole and absolute discretion, to be contrary to the interests of the City.

E. Subdivider's obligation to indemnify shall not be restricted to Insurance proceeds, if any, received by the City and City Personnel.

F. Subdivider, on behalf of itself and all parties claiming under or through it, hereby waives all rights of subrogation and contribution against City and City Personnel to the extent of the indemnity above provided.

8. INSURANCE

The following coverages will be provided by Subdivider and maintained on behalf of City and in accordance with the requirements set forth herein. If Subdivider performs construction activities through a general contractor, some or all of these insurance requirements for the period of construction may be satisfied by the general contractor's insurance coverages. In such case, Subdivider shall maintain during this same construction period, and after the construction period, the coverages shown below

as "Insurance After Construction." In addition, Subdivider may elect to obtain, for all or any portion of the Project, an "Owner-Controlled Wrap Up" insurance policy in satisfaction of the insurance requirements for general contractors and subcontractors provided it satisfies all of the insurance requirements below for general contractors and subcontractors. Throughout these specifications, the word "Subdivider" refers to the Party responsible to provide the coverages as specified and, depending on context, may refer either to Subdivider or to a separate General Contractor.

A. Insurance During Construction. Subdivider shall provide the following insurance during construction of the Improvements. Insurance requirements may be met through insurance provided by Subdivider's General Contractor:

1. Commercial General Liability Insurance. Commercial General Liability Insurance (primary) shall be provided on ISO-CGL Form No. CG 00 01 or equivalent coverage, including provisions for defense of additional insureds. Policy limits shall be no less than two million dollars ($2,000,000) per occurrence for all coverages and five million dollars ($5,000,000) general aggregate. City and its officers, employees and agents shall be added as additional insureds using ISO Form CG 20 10 11 85 or other revision of the CG 20 10 form if available from the insurer and reasonably acceptable to the City, not limiting coverage for the additional insured to "ongoing operations" or in any way excluding coverage for completed operations. Coverage shall apply on a primary non-contributing basis in relation to any other insurance or self-insurance, primary or excess, available to City or any officer, employee or agent of City. Coverage shall not be limited to the vicarious liability or supervisory role of any additional insured. Coverage shall contain no contractors' limitation or other endorsement limiting the scope of coverage for liability arising from pollution, explosion, collapse, or underground property damage.

2. Umbrella Liability Insurance. Umbrella Liability Insurance (or, at Subdivider's election, Excess Liability Insurance) (over primary) shall apply to bodily injury/property damage, personal injury/advertising injury, at a minimum. Coverage shall be at least as broad as any underlying coverage. Coverage shall be provided on a "pay on behalf" basis. There shall be no cross liability exclusion and no contractor's limitation endorsement. Policy limits shall be not less than five million dollars ($5,000,000) per occurrence and in the aggregate, including any limits required in the underlying policies. The policy shall have a starting date no later than and an ending date no earlier than those of the underlying coverages. The Named Insured (Subdivider or General Contractor as appropriate) may determine the layering of primary and excess liability insurance provided that if such layering differs from that described here, the actual coverage program meets the minimum total required limits and complies with all other requirements listed here.

3. Business Auto Coverage. Business Auto Coverage shall be written on ISO Business Auto Coverage Form CA 00 01 or the equivalent, including symbol (1) (any Auto). If Subdivider (or Contractor) does not own any

vehicles, this requirement may be satisfied by a non-owned vehicle endorsement to the general and umbrella liability policies. Limits shall be no less than one million dollars ($1,000,000) per accident. This policy shall be scheduled as underlying insurance to the umbrella policy required above for a total limit of no less than five million dollars ($5,000,000) each accident.

4. Workers' Compensation/Employer's Liability. Workers' Compensation/Employer's Liability shall provide workers' compensation statutory benefits as required by law. Employer's liability limits shall be no less than one million dollars ($1,000,000) per accident or disease. Employer's liability coverage shall be scheduled under the umbrella or excess liability policy described above. This policy shall be endorsed to waive any right of subrogation with respect to City, its officers, employees or agents.

5. Builder's Risk Insurance. Builder's Risk Insurance covering all real and personal property for "all risks" of loss or "comprehensive perils" coverage including but not limited to the perils of earth movement, including earthquake (if required by Subdivider's lender or if available at commercially reasonable rates) and flood for all Improvements.

B. Insurance After Construction. Upon completion of construction of the Improvements, and for the required one-year guarantee and warranty period for Improvements and the required 10-year indemnification period, Subdivider at Subdivider's expense shall maintain or cause to be maintained the following insurance:

1. Commercial Property Insurance. Commercial Property Insurance covering the Improvements. Coverage shall be at least as broad as the Insurance Services Offices broad causes of loss form CP 10 20, and reasonably approved of in writing by the City. Coverage shall be sufficient to insure 100% of the replacement value and there shall be no coinsurance provisions. The policy shall include an inflation guard endorsement, 100% rents coverage, contents coverage, coverage for personal property of others, ordinance or law and increased cost of construction coverage. Subdivider also agrees to provide builder's all-risk insurance using an inland marine form during the period of any major alteration or improvement, using the broadest form available.

The insurance coverage for the peril of earthquake required for this project is subject to availability on the open market at commercially reasonable premium cost, as determined by mutual agreement between Subdivider and City. If such earthquake insurance coverage should, after diligent effort by Subdivider, be unobtainable at such mutually determined commercially reasonable premium cost, then Subdivider shall obtain the maximum insurance reasonably obtainable at commercially reasonable premium cost (if any) and give notice to City of the extent of Subdivider's inability to obtain, in full, the required insurance, and in such event, Subdivider's obligation to procure and maintain such insurance may be excused, subject to City's verification of inability to obtain the required insurance. Subdivider and City agree that a premium cost of

earthquake insurance coverage of up to 150% of the premium cost paid by Subdivider for such coverage on the Effective Date (to be adjusted over time based on the Consumer Price Index,) shall constitute a commercially reasonable premium cost. Non-availability at commercially reasonable premium cost must be documented by a letter from Subdivider's insurance broker or agent indicating a good faith effort to place the required insurance and showing, at a minimum, the names of the insurance carriers and the declinations or quotations received from each.

2. Commercial General Liability Insurance. Commercial General Liability Insurance (primary) shall be provided on ISO-CGL form No. CG 00 01 or equivalent coverage, including provisions for defense of additional insureds. Policy limits shall be no less than two million dollars ($2,000,000) per occurrence for all coverages and five million dollars ($5,000,000) general aggregate. City and its officers, employees and agents shall be added as additional insureds using ISO form CG 20 10 or equivalent if available from the insurer and reasonably acceptable to the City. Coverage shall apply on a primary non-contributing basis in relation to any other insurance or self-insurance, primary or excess, available to City or any officer, employee or agent of City until the warranty period specified in this Agreement expires.

3. Umbrella Liability Insurance. Umbrella Liability Insurance (or, at Subdivider's election, Excess Liability Insurance) (over primary) shall apply to bodily injury/property damage, personal injury/advertising injury, at a minimum. Coverage shall be at least as broad as any underlying coverage. Coverage shall be provided on a "pay on behalf" basis. There shall be no cross liability exclusion. Policy limits shall be not less than five million dollars ($5,000,000) per occurrence and in the aggregate, including any limits required in the underlying policies. The policy shall have a starting date no later than and an ending date no earlier than those of the underlying coverages. Subdivider may determine the layering of primary and excess liability insurance provided that if such layering differs from that described here, the actual coverage program meets the minimum total required limits.

4. Workers Compensation Insurance. Workers' Compensation/Employer's Liability shall provide workers' compensation statutory benefits as required by law. Employer's liability limits shall be no less than one million dollars per accident or disease. Employer's liability coverage shall be scheduled under any umbrella or excess liability policy described above. Unless otherwise agreed, this policy shall be endorsed to waive any right of subrogation as respects City, its employees or agents.

5. Business Auto Coverage. Business Auto Coverage for vehicles owned, operated or maintained in any way connected with the project, shall be written on ISO Business Auto Coverage form CA 00 01 or the equivalent, including symbol (1) (any Auto). If Subdivider (or Contractor) does not own any vehicles, this requirement may be satisfied by a non-owned vehicle endorsement

20 10 11 85. Certificate(s) are to reflect that the insurer will provide 30 days' notice of any cancellation of coverage and policies are to have a "cancellation endorsement" to the same effect. Subdivider agrees to provide copies of any endorsements modifying coverage in any way upon request from City.

8. Subdivider shall provide proof that policies of insurance required herein expiring during the term of this Agreement have been renewed or replaced with other policies providing at least the same coverage.

9. Any actual or alleged failure on the part of City or any other additional insured under these requirements to obtain proof of insurance required under this Agreement in no way waives any right or remedy of City or any additional insured, in this or any other regard.

10. Subdivider agrees to require all subcontractors or other parties (but not including a general contractor) hired for this project to construct the Improvements to purchase and maintain insurance for general liability (minimum limit $1,000,000 per occurrence), automobile liability ($1,000,000 per accident) and workers' compensation (statutory benefits). Prior to the issuance of the Certificate of Completion for each Phase, Subdivider shall, upon request by City, provide the City with copies of all insurance policies, certificates and endorsements related to such Phase.

11. Subdivider agrees to monitor and review all coverage required by this Section and assumes all responsibility for ensuring that such coverage is provided as required here. Subdivider agrees to obtain certificates evidencing such coverage. Subdivider agrees that upon request, all agreements with subcontractors or others with whom Subdivider contracts with on behalf of City, and all certificates of insurance obtained in compliance with this paragraph will be submitted to City for review upon request by City. Failure of City to request copies of such documents will not impose any liability on City, or its employees.

12. Subdivider agrees to require that no contract used by any general contractor or subcontractor in connection with construction of the Improvements, or contracts Subdivider enters into on behalf of City, will reserve the right to charge back to City the cost of insurance required by this Agreement.

13. Where appropriate (such as in the case of automobile insurance coverages), coverage will not be limited to the specific location designated as the Property.

14. Subdivider agrees to provide notice to City of any claim or loss against Subdivider that includes City as a defendant promptly after Subdivider receives written notice or obtains knowledge thereof. City assumes no obligation or liability by such notice, but has the right (but not the duty) to monitor the handling of any such claim or claims if they are likely to involve City.

City agrees to provide similar notice to Subdivider of any such claims it is notified of respecting the Property.

15. Subdivider agrees not to attempt to avoid its defense and indemnity obligations to City, and its officers, employees, agents by using as a defense Subdivider's statutory immunity under workers' compensation and similar statutes.

16. Subdivider agrees to ensure that coverage provided to meet these requirements is applicable separately to each insured and that there will be no cross liability exclusions that preclude coverage for suits between Subdivider and City or between City and any other insured or Named Insured under the policy, or between City and any Party associated with City or its employees.

17. If Subdivider or any contractor or subcontractor is a Limited Liability Company, general liability coverage must apply so that the Limited Liability Company and its Managers, Members, Affiliates, and their employees are insureds.

18. Subdivider shall require General Contractor to maintain commercial general liability, and if necessary, commercial umbrella liability insurance with a limit of not less than $15,000,000 for each occurrence, until the warranty period specified in this Agreement expires.

19. Subdivider agrees to obtain and provide to City evidence of professional liability coverage for Architects, Engineers or other design professionals working on the Improvements. The limit of liability required is subject to City approval, but in no event to be less than $1,000,000 per claim and in the aggregate, and Subdivider shall use reasonable efforts to require and cause such professionals to maintain coverage with respect to each occurrence for at least three years following substantial completion of the work and, in the event Subdivider is unable to do so, Subdivider shall promptly inform the City of the scope of such efforts and the reasons that it was unable to do so. If Subdivider requests that the City approve a lower limit for any particular design professional Subdivider seeks to employ on the Improvements, City will evaluate each such request based on City's perception of liability exposure associated with the work that would be performed by that design professional.

20. To the extent a particular coverage or policy form or specification is not reasonably available from Subdivider's insurer or would result in an additional premium that is extraordinary or unreasonably disproportionate to the premium for the policy as a whole, then Subdivider shall provide substantially similar coverage reasonably acceptable to City for which the cost is not extraordinary or unreasonably disproportionate.

9. OWNERSHIP OF THE IMPROVEMENTS

A. Ownership of all or any category of the Improvements constructed and installed by the Subdivider pursuant to this Agreement and shown on the Map to be dedicated to the public shall vest, as applicable, in the City (or other specified governmental agency) upon acceptance of said Improvements by the City. The acceptance of the Improvements shall either be shown by a certificate on the Final Map or by subsequent resolution accepting the Improvements adopted by the City pursuant to Government Code Section 66477.2 and recorded with the County Recorder or by other writing.

B. The Subdivider shall at all times prior to the acceptance of the Improvements by the City, give good and adequate warning to the public of each and every dangerous and defective condition caused by the construction of the Improvements and shall take all steps reasonably necessary to protect the public from such dangerous or defective conditions. The Subdivider agrees and understands that until acceptance of the Improvements by the City in writing, each Improvement and Improvement area that is offered for dedication shall be under the charge of the Subdivider, and the Subdivider may close all or a portion of any street or area whenever necessary to protect the public during the construction of the Improvements.

10. PREPARATION AND RECORDATION OF CC&RS.

A. The Subdivider shall establish a Homeowners Association for the residential areas of the Final Map owned by Subdivider, and to pay all costs associated with the creation of the associations.

B. The Subdivider shall prepare and record Covenants, Conditions, and Restrictions (CC&Rs) which obligate each homeowners association to provide for maintenance of the shared facilities, improvements, and landscaping within the boundaries of the associations in perpetuity in accordance with the Development Agreement and conditions of approval. The CC&Rs shall describe the homeowners association and the City's responsibilities and rights, and shall be subject to the approval of the City prior to recordation.

C. The Subdivider shall implement applicable provisions of the Mitigation Monitoring and Reporting Program.

11. DEFAULT AND BREACH BY THE SUBDIVIDER AND REMEDIES OF THE CITY

A. Upon the occurrence of any of the following events, the Subdivider shall be deemed to be in default under this Agreement:

1. Subject to any time extensions granted in accordance with Section 4, failure to complete construction and installation of the Improvements or any of them by the completion date set forth above in the Subdivision Reference Data;

2. Failure to promptly correct or cure any defect in the Improvements or any of them (other than a City Directive) during the one-year guarantee and warranty period as required by Section 3.A or failure to commence correction or cure of any such defect or failure to diligently prosecute same to completion, in each instance following receipt by Subdivider of written notice that such defect exists;

3. Subject to any time extensions granted in accordance with Section 4, failure to perform substantial construction work of the Improvements or any of them, after commencement of work on same, for a period of thirty (30) days after Subdivider's receipt of written notice thereof from the City;

4. Insolvency, appointment of a receiver, or the filing of any petition in bankruptcy, whether voluntary or involuntary, and such is not cured or discharged within a period of thirty (30) days;

5. Commencement of a foreclosure action against the Subdivision or any portion thereof, or any conveyance by the Subdivider in lieu or in avoidance of foreclosure, within thirty (30) days after receipt by Subdivider of written notice thereof from the City; or

6. Failure to perform any other obligations in accordance with the terms and provisions of this Agreement within thirty (30) days after receipt by Subdivider of written notice thereof from the City.

B. City reserves to itself all remedies available to it at law or in equity for any breach of Subdivider's obligations under this Agreement. City shall have the right, without limitation of other rights or remedies, after written notice to Subdivider and a reasonable opportunity for Subdivider to cure any such alleged default, to draw upon or utilize any improvement security furnished hereunder to complete the Improvements or otherwise mitigate City's damages in the event of Subdivider's default.

C. Following Subdivider's receipt of written notice of alleged default and failure by Subdivider to promptly commence the cure of any alleged default and to diligently prosecute such cure to completion, the City may serve written notice of any such default upon the surety on any corporate surety bond furnished as improvement security hereunder, and request that said surety take over and complete the Improvements herein specified. If such surety, within thirty (30) days after service of such notice of default, does not give the City written notice of its intention to perform this Agreement, or does not commence such performance within thirty (30) days after notice to the City of such intention to perform, the City may take over the work and prosecute the same to completion, by contract or by any other method the City deems advisable, for the account and at the expense of the Subdivider and its surety.

D. Subdivider acknowledges that the Estimated Total Costs and Improvement Security amounts set forth herein may not reflect the actual cost of construction or installation of the Improvements, and, consequently, City's damages for

Subdivider's default shall be measured by the actual cost of completing the required Improvements. If the damages incurred by the City in taking over and completing the Improvements exceeds the principal amount of the improvement security, then the Subdivider shall reimburse the City in the amount of such excess damages.

E. Following Subdivider's receipt of written notice of alleged default and failure by Subdivider to promptly commence the cure of any alleged default and to diligently prosecute such cure to completion, City may, without liability for so doing, take possession of, and utilize in completing the Improvements, such materials, appliances, plant and other property belonging to Subdivider as may be on the site of the work and necessary for the performance of the work. Subdivider hereby consents to such entry by the City and its representatives, including contractors, following written notice to Subdivider upon the real property in the Subdivision owned by Subdivider and necessary for City to enter or access under this Agreement, in the event the City elects to maintain or complete the work on the Improvements following Subdivider's default.

F. Subdivider acknowledges and agrees that approval of the Final Map for the Subdivision conferred substantial rights upon the Subdivider, including the right to sell, lease or finance lots within the Subdivision, and that such approval constitutes the final act necessary to permit the division of land within the Subdivision. As a result, City will be damaged to the extent of the cost of construction or installation of the Improvements upon Subdivider's failure to perform its obligations under this Agreement, which failure is not promptly remedied by sureties or by Subdivider.

G. The City's failure to take an enforcement action with respect to a default, or to declare a default or breach, shall not be construed as a waiver of that default or breach or any subsequent default or breach of the Subdivider.

H. If City sues to compel Subdivider's performance of this Agreement, or to recover damages or costs incurred in completing or maintaining the work on the Improvements, and is the prevailing party, Subdivider agrees to pay all reasonable attorneys' fees and other costs and expenses of litigation incurred by the City in connection therewith, even if Subdivider subsequently resumes and completes the work.

12. RELATIONSHIP OF THE PARTIES

Neither Subdivider, nor any of Subdivider's contractors, employees or agents, are or shall be deemed to be, agents of the City in connection with the performance of Subdivider's obligations under this Agreement.

13. ASSIGNMENT

A. Subdivider shall not assign this Agreement, or any portion thereof without the prior written consent of the City in accordance with the Development Agreement. Any attempted or purported assignment in violation of this subparagraph A shall be null and void and shall have no force or effect.

B. The sale or other disposition of the Subdivision shall not relieve Subdivider of its obligations hereunder. If Subdivider intends to sell the Subdivision, or any portion thereof (except for the sale of individual lots with homes to individual purchasers), to any other person or entity, the Subdivider may request an assignment or novation of this Agreement and a substitution of improvement security. Upon the City's approval of the assignment or novation and substitution of improvement security, the Subdivider may request a release or reduction of the improvement security furnished pursuant to this Agreement.

14. NOTICES

All notices required or provided for in this Agreement shall be in writing and delivered in person or by mail, postage prepaid, and addressed as follows:

If to the City:	Art Vela Director of Public Works/City Engineer City of Banning 99 E. Ramsey Drive Banning, California 92220
If to the Subdivider:	To the address set forth above in the Subdivision Reference Data, or to such other address as may subsequently be designated in written notice to the City.

Notice shall be effective on the date that it is delivered in person, or, if mailed, three (3) days after the date of deposit in the United States Mail.

15. ENTIRE AGREEMENT

This Agreement constitutes the entire agreement of the parties with respect to its subject matter. All modifications, amendments, or waivers of any terms of this Agreement shall be in writing and signed by the duly authorized representatives of the parties. In the case of the City, the duly authorized representative, unless otherwise specified herein, shall be the City Engineer.

16. SEVERABILITY

The provisions of this Agreement are severable. If any portion of this Agreement is held invalid by a court of competent jurisdiction, the remainder of the Agreement shall remain in full force and effect.

17. INCORPORATION OF SUBDIVISION REFERENCE DATA AND RECITALS

The Subdivision Reference Data and the Recitals are incorporated into this Agreement.

18. GOVERNING LAW

This Agreement shall be governed by the laws of the State of California.

19. EFFECTIVE DATE OF THE AGREEMENT

This Agreement shall be and become effective as of the date that it is executed by a duly authorized officer or employee of the City, it being the intention of the parties that the Subdivider shall first execute this Agreement and thereafter submit it to the City. The City shall insert the effective date in the Subdivision Reference Data in all counterparts of this Agreement and shall transmit a fully executed counterpart to the Subdivider.

IN WITNESS WHEREOF, the parties hereto have caused this Agreement to be executed by their respective officers, thereunto duly authorized, as of the dates set forth below their respective signatures.

[Note: All signatures must be acknowledged by a notary public and the acknowledgement must be attached. If signed by a Corporation, the signatures of two Corporate officers are required, unless a resolution of the Corporation's Board of Directors is provided indicating that the signature of the one signatory is sufficient to bind the Corporation.]

SUBDIVIDER

By:_____
Print Name: Michael Taylor
Title: Division President

Date:_____

CITY

CITY OF BANNING

_____
MAYOR

ATTEST:

_____ (SEAL)
CITY CLERK

Approved as to form:

_____
CITY ATTORNEY

18. GOVERNING LAW

This Agreement shall be governed by the laws of the State of California.

19. EFFECTIVE DATE OF THE AGREEMENT

This Agreement shall be and become effective as of the date that it is executed by a duly authorized officer or employee of the City, it being the intention of the parties that the Subdivider shall first execute this Agreement and thereafter submit it to the City. The City shall insert the effective date in the Subdivision Reference Data in all counterparts of this Agreement and shall transmit a fully executed counterpart to the Subdivider.

IN WITNESS WHEREOF, the parties hereto have caused this Agreement to be executed by their respective officers, thereunto duly authorized, as of the dates set forth below their respective signatures.

[Note: All signatures must be acknowledged by a notary public and the acknowledgement must be attached. If signed by a Corporation, the signatures of two Corporate officers are required, unless a resolution of the Corporation's Board of Directors is provided indicating that the signature of the one signatory is sufficient to bind the Corporation.]

SUBDIVIDER

By: _____
Print Name: Michael Taylor
Title: Division President

Date: 8/21/2020

CITY

CITY OF BANNING

_____
MAYOR

ATTEST:

_____ (SEAL)
CITY CLERK

Approved as to form:

_____
CITY ATTORNEY

[This page for acknowledgments.]

Bond Number: CMS0339957
Premium: $120.00 Annually

CITY OF BANNING

FAITHFUL PERFORMANCE BOND

Atwell - PA6 Monumentation
(Name or Tract Number of Subdivision)

KNOW ALL MEN BY THESE PRESENTS:

WHEREAS, Pardee Homes of California (hereinafter designated as "Principal") has executed a Subdivision Improvement Agreement ("Agreement" herein) with the City of Banning, a municipal corporation of the State of California ("City" herein), whereby Principal agrees to construct, install, complete and guarantee for one year after acceptance thereof, certain designated public improvements generally identified as follows: Atwell - PA6 Monumentation; and

WHEREAS, said Agreement is incorporated herein by this reference; and

WHEREAS, said Principal is required under the terms of said Agreement to furnish a corporate surety bond or other approved improvement security to guarantee the faithful performance of said Agreement;

NOW, THEREFORE, the Principal designated above, and RLI Insurance Company, as Surety, are held and firmly bound unto the City in the penal sum of Twenty Nine Thousand Nine Hundred Fifty Seven and 50/100 Dollars ($ 29,957.50), lawful money of the United States, for the payment of which sum well and truly to be made, we bind ourselves, our heirs, successors, executors and administrators, jointly and severally, firmly by these presents.

The condition of this obligation is such that if the above-bounded Principal, his or its heirs, executors, administrators, successors, or assigns, shall in all things stand to, abide by, well and truly keep and perform the covenants, conditions and provisions in said Agreement and any modification thereof made as therein provided, on his or their part, to be kept and performed at the time and in the manner therein specified, and in all respects according to their true intent and meaning, and shall indemnify and save harmless the City, its officers, agents and employees, as therein stipulated; then this obligation shall become void; otherwise, this obligation shall be and remain in full force and effect.

As a part of the obligation secured hereby, and in addition to the face amount specified, costs and reasonable expenses and fees shall be included, including reasonable attorneys' fees, incurred by the City in successfully enforcing the obligation, all to be taxed as costs and included in any judgment rendered.

The Surety hereby stipulates and agrees that no change, extension of time, alteration or addition to the terms of the Agreement, the work to be performed thereunder, or the Improvement Plans and related specifications accompanying the Agreement shall in any manner affect its obligations on this bond. The Surety hereby waives notice of any such change, extension of time, alteration or addition to the terms of the Agreement, the work, or the Improvement Plans and related specifications.

IN WITNESS WHEREOF, this instrument has been duly executed by the above-named Principal and Surety as of the date or dates set forth below the signatures of their authorized officers.

Note: All signatures must be acknowledged before a notary public. Attach appropriate acknowledgment.

"PRINCIPAL"

Pardee Homes of California
(Type name of Principal)

1250 Corona Pointe Court, Suite 600
(Street Address)

Corona, CA 92879
(City) (State) (Zip)

By: _____
(Signature of authorized officer)

Division President Michael C Taylor
(Title of officer)

Date: 8/24/2020

"SURETY"

RLI Insurance Company
(Type name of Surety)

6303 Owensmouth Ave 10th Floor
(Street Address)

ACKNOWLEDGMENT

A notary public or other officer completing this certificate verifies only the identity of the individual who signed the document to which this certificate is attached, and not the truthfulness, accuracy, or validity of that document.

State of California
County of Riverside)

On August 24th 2020 before me, Diana Karpowitz - Notary Public
(insert name and title of the officer)

personally appeared Michael C. Taylor,
who proved to me on the basis of satisfactory evidence to be the person(s) whose name(s) is/are subscribed to the within instrument and acknowledged to me that he/she/they executed the same in his/her/their authorized capacity(ies), and that by his/her/their signature(s) on the instrument the person(s), or the entity upon behalf of which the person(s) acted, executed the instrument.

I certify under PENALTY OF PERJURY under the laws of the State of California that the foregoing paragraph is true and correct.

WITNESS my hand and official seal.

DIANA KARPOWITZ
NOTARY PUBLIC - CALIFORNIA
COMMISSION # 2199345
RIVERSIDE COUNTY
My Comm. Exp. May 28, 2021

Signature Diana Karpowitz (Seal)

Woodland Hills Ca 91367
(City) (State) (Zip)

By: _____
(Signature of authorized officer)

Janina Monroe, Attorney-In-Fact
(Title of officer)

Date: 8/20/2020

APPROVED:

_____
City Attorney

ALL- PURPOSE
CERTIFICATE OF ACKNOWLEDGMENT

A notary public or other officer completing this certificate verifies only the identity of the individual who signed the document to which this certificate is attached, and not the truthfulness, accuracy, or validity of that document.

State of California }

County of Orange }

On AUG 20 2020 before me, M. Barreras, Notary Public,
(Here insert name and title of the officer)

personally appeared Janina Monroe,
who proved to me on the basis of satisfactory evidence to be the person~~(s)~~ whose name~~(s)~~ is/~~are~~ subscribed to the within instrument and acknowledged to me that ~~he~~/she/~~they~~ executed the same in ~~his~~/her/~~their~~ authorized capacity~~(ies)~~, and that by ~~his~~/her/~~their~~ signature~~(s)~~ on the instrument the person~~(s)~~, or the entity upon behalf of which the person~~(s)~~ acted, executed the instrument.

I certify under PENALTY OF PERJURY under the laws of the State of California that the foregoing paragraph is true and correct.

WITNESS my hand and official seal.

Notary Public Signature (Notary Public Seal)

M. BARRERAS
Notary Public – California
Orange County
Commission # 2217716
My Comm. Expires Nov 5, 2021

ADDITIONAL OPTIONAL INFORMATION

DESCRIPTION OF THE ATTACHED DOCUMENT

(Title or description of attached document)

(Title or description of attached document continued)

Number of Pages _____ Document Date_____

CAPACITY CLAIMED BY THE SIGNER

- ☐ Individual (s)
- ☐ Corporate Officer
  (Title)
- ☐ Partner(s)
- ☒ Attorney-in-Fact
- ☐ Trustee(s)
- ☐ Other _____

2015 Version www.NotaryClasses.com 800-873-9865

INSTRUCTIONS FOR COMPLETING THIS FORM

This form complies with current California statutes regarding notary wording and, if needed, should be completed and attached to the document. Acknolwedgents from other states may be completed for documents being sent to that state so long as the wording does not require the California notary to violate California notary law.

- State and County information must be the State and County where the document signer(s) personally appeared before the notary public for acknowledgment.
- Date of notarization must be the date that the signer(s) personally appeared which must also be the same date the acknowledgment is completed.
- The notary public must print his or her name as it appears within his or her commission followed by a comma and then your title (notary public).
- Print the name(s) of document signer(s) who personally appear at the time of notarization.
- Indicate the correct singular or plural forms by crossing off incorrect forms (i.e. ~~he~~/she/~~they,~~ is /~~are~~) or circling the correct forms. Failure to correctly indicate this information may lead to rejection of document recording.
- The notary seal impression must be clear and photographically reproducible. Impression must not cover text or lines. If seal impression smudges, re-seal if a sufficient area permits, otherwise complete a different acknowledgment form.
- Signature of the notary public must match the signature on file with the office of the county clerk.
  - Additional information is not required but could help to ensure this acknowledgment is not misused or attached to a different document.
  - Indicate title or type of attached document, number of pages and date.
  - Indicate the capacity claimed by the signer. If the claimed capacity is a corporate officer, indicate the title (i.e. CEO, CFO, Secretary).
- Securely attach this document to the signed document with a staple.

POWER OF ATTORNEY

RLI Insurance Company
Contractors Bonding and Insurance Company

9025 N. Lindbergh Dr. Peoria, IL 61615
Phone: 800-645-2402

Know All Men by These Presents:

That this Power of Attorney is not valid or in effect unless attached to the bond which it authorizes executed, but may be detached by the approving officer if desired.

That **RLI Insurance Company** and/or **Contractors Bonding and Insurance Company**, each an Illinois corporation, (separately and together, the "Company") do hereby make, constitute and appoint:

Paul Boucher, Janina Monroe, Dennis Langer, Michelle Haase, Timothy Noonan, Adriana Valenzuela, Jennifer Ochs, Martha Barreras, jointly or severally

in the City of Los Angeles, State of California its true and lawful Agent(s) and Attorney(s) in Fact, with full power and authority hereby conferred, to sign, execute, acknowledge and deliver for and on its behalf as Surety, in general, any and all bonds and undertakings in an amount not to exceed **Twenty Five Million** Dollars (**$25,000,000.00**) for any single obligation.

The acknowledgment and execution of such bond by the said Attorney in Fact shall be as binding upon the Company as if such bond had been executed and acknowledged by the regularly elected officers of the Company.

RLI Insurance Company and/or **Contractors Bonding and Insurance Company**, as applicable, have each further certified that the following is a true and exact copy of a Resolution adopted by the Board of Directors of each such corporation, and is now in force, to-wit:

> "All bonds, policies, undertakings, Powers of Attorney or other obligations of the corporation shall be executed in the corporate name of the Company by the President, Secretary, any Assistant Secretary, Treasurer, or any Vice President, or by such other officers as the Board of Directors may authorize. The President, any Vice President, Secretary, any Assistant Secretary, or the Treasurer may appoint Attorneys in Fact or Agents who shall have authority to issue bonds, policies or undertakings in the name of the Company. The corporate seal is not necessary for the validity of any bonds, policies, undertakings, Powers of Attorney or other obligations of the corporation. The signature of any such officer and the corporate seal may be printed by facsimile."

IN WITNESS WHEREOF, the **RLI Insurance Company** and/or **Contractors Bonding and Insurance Company**, as applicable, have caused these presents to be executed by its respective Vice President with its corporate seal affixed this 14th day of May, 2020.

CONTRACTORS BONDING AND INSURANCE COMPANY CORPORATE SEAL ILLINOIS

RLI INSURANCE COMPANY CORPORATE SEAL ILLINOIS

RLI Insurance Company
Contractors Bonding and Insurance Company

By: Barton W. Davis — Vice President

State of Illinois
County of Peoria } SS

On this 14th day of May, 2020, before me, a Notary Public, personally appeared Barton W. Davis, who being by me duly sworn, acknowledged that he signed the above Power of Attorney as the aforesaid officer of the **RLI Insurance Company** and/or **Contractors Bonding and Insurance Company** and acknowledged said instrument to be the voluntary act and deed of said corporation.

By: Catherine D. Glover — Notary Public

CATHERINE D. GLOVER
OFFICIAL SEAL
Notary Public - State of Illinois
My Commission Expires
March 24, 2024

CERTIFICATE

I, the undersigned officer of **RLI Insurance Company** and/or **Contractors Bonding and Insurance Company**, do hereby certify that the attached Power of Attorney is in full force and effect and is irrevocable; and furthermore, that the Resolution of the Company as set forth in the Power of Attorney, is now in force. In testimony whereof, I have hereunto set my hand and the seal of the **RLI Insurance Company** and/or **Contractors Bonding and Insurance Company** this 20th day of August, 2020.

RLI Insurance Company
Contractors Bonding and Insurance Company

By: Jeffrey D Fick — Corporate Secretary

Bond Number: CMS0339957
Premium: Included in performance bond

CITY OF BANNING

PAYMENT BOND

Atwell - PA6 Monumentation
(Name or Tract Number of Subdivision)

KNOW ALL MEN BY THESE PRESENTS:

WHEREAS, Pardee Homes of California, (hereinafter designated as "Principal") has executed a Subdivision Improvement Agreement ("Agreement" herein) with the City of Banning, a municipal corporation of the State of California ("City" herein), whereby Principal agrees to construct, install and complete certain designated public improvements generally identified as follows: Atwell - PA6 Monumentation; and

WHEREAS, said Agreement is dated _____, 20__ and is incorporated herein by this reference; and

WHEREAS, said Principal is required under the terms of said Agreement, before entering upon the performance of the work, to file with the City a good and sufficient payment bond, or other approved security, to secure the claims to which reference is made in Title 3 (commencing with Section 9000) of Part 6 of Division 4 of the California Civil Code and in Government Code Section 66497;

NOW, THEREFORE, the Principal designated above, and RLI Insurance Company, as Surety, are held firmly bound unto the City and all contractors, subcontractors, laborers, materialmen and other persons employed in the performance of said Agreement and referred to in the above-referenced Civil Code and Government Code in the sum of Twenty Nine Thousand* Dollars ($29,957.50), for materials furnished or labor thereon of any kind, or for amounts due under the Unemployment Insurance Act with respect to such work or labor; that said Surety will pay the same in an amount not exceeding the amount hereinabove set forth; and in case suit is brought upon this bond, will pay, in addition to the face amount thereof, costs and reasonable expenses and fees, including reasonable attorneys' fees, incurred by the City in successfully enforcing such obligation, to be awarded and fixed by the court, and to be taxed as costs and to be included in the judgment therein rendered.
*Nine Hundred Fifty Seven and 50/100

It is hereby expressly stipulated and agreed that this bond shall inure to the benefit of any and all persons, companies and corporations entitled to file claims under Title 3 (commencing with Section 9000) of Part 6 of Division 4 of the Civil Code, and under Government Code Section 66497, so as to give a right of action to them or their assigns in any suit brought upon this bond.

Should the condition of this bond be fully performed, then this obligation shall become null and void, otherwise it shall be and remain in full force and effect.

The Surety hereby stipulates and agrees that no change, extension of time, alteration or addition to the terms of said Agreement or the Improvement Plans or related specifications accompanying the same shall in any manner affect its obligations on this bond, and it does hereby waive notice of any such change, extension, alteration or addition.

IN WITNESS WHEREOF, this instrument has been duly executed by the above-named Principal and Surety as of the date or dates set forth below the signatures of their authorized officers.

Note: All signatures must be acknowledged before a notary public. Attach appropriate acknowledgment.

"PRINCIPAL"

Pardee Homes of California
(Type name of Principal)

1250 Corona Pointe Court, Suite 600
(Street Address)

Corona, CA 92879
(City) (State) (Zip)

By: _____
(Signature of authorized officer)

Division President Michael C Taylor
(Title of officer)

Date: 8/24/2020

"SURETY"

RLI Insurance Company
(Type name of Surety)

6303 Owensmouth Ave 10th Floor
(Street Address)

ACKNOWLEDGMENT

A notary public or other officer completing this certificate verifies only the identity of the individual who signed the document to which this certificate is attached, and not the truthfulness, accuracy, or validity of that document.

State of California
County of Riverside)

On August 24th 2020 before me, Diana Karpowitz - Notary Public
(insert name and title of the officer)

personally appeared Michael C. Taylor,
who proved to me on the basis of satisfactory evidence to be the person(s) whose name(s) is/are subscribed to the within instrument and acknowledged to me that he/she/they executed the same in his/her/their authorized capacity(ies), and that by his/her/their signature(s) on the instrument the person(s), or the entity upon behalf of which the person(s) acted, executed the instrument.

I certify under PENALTY OF PERJURY under the laws of the State of California that the foregoing paragraph is true and correct.

WITNESS my hand and official seal.

DIANA KARPOWITZ
NOTARY PUBLIC - CALIFORNIA
COMMISSION # 2199345
RIVERSIDE COUNTY
My Comm. Exp. May 28, 2021

Signature Diana Karpowitz (Seal)

Woodland Hills CA 91367
(City) (State) (Zip)

By: _____
(Signature of authorized officer)

Janina Monroe, Attorney-In-Fact
(Title of officer)

Date: 8/20/2020

APPROVED:

_____
City Attorney

ALL- PURPOSE
CERTIFICATE OF ACKNOWLEDGMENT

A notary public or other officer completing this certificate verifies only the identity of the individual who signed the document to which this certificate is attached, and not the truthfulness, accuracy, or validity of that document.

State of California }

County of Orange }

On AUG 20 2020 before me, M. Barreras, Notary Public,
(Here insert name and title of the officer)

personally appeared Janina Monroe,
who proved to me on the basis of satisfactory evidence to be the person~~(s)~~ whose name~~(s)~~ is/~~are~~ subscribed to the within instrument and acknowledged to me that ~~he~~/she/~~they~~ executed the same in ~~his~~/her/~~their~~ authorized capacity~~(ies)~~, and that by ~~his~~/her/~~their~~ signature~~(s)~~ on the instrument the person~~(s)~~, or the entity upon behalf of which the person~~(s)~~ acted, executed the instrument.

I certify under PENALTY OF PERJURY under the laws of the State of California that the foregoing paragraph is true and correct.

WITNESS my hand and official seal.

Notary Public Signature (Notary Public Seal)

M. BARRERAS
Notary Public – California
Orange County
Commission # 2217716
My Comm. Expires Nov 5, 2021

ADDITIONAL OPTIONAL INFORMATION

DESCRIPTION OF THE ATTACHED DOCUMENT

(Title or description of attached document)

(Title or description of attached document continued)

Number of Pages _____ Document Date _____

CAPACITY CLAIMED BY THE SIGNER

- ☐ Individual (s)
- ☐ Corporate Officer
  (Title)
- ☐ Partner(s)
- ☒ Attorney-in-Fact
- ☐ Trustee(s)
- ☐ Other _____

2015 Version www.NotaryClasses.com 800-873-9865

INSTRUCTIONS FOR COMPLETING THIS FORM

This form complies with current California statutes regarding notary wording and, if needed, should be completed and attached to the document. Acknolwedgents from other states may be completed for documents being sent to that state so long as the wording does not require the California notary to violate California notary law.

- State and County information must be the State and County where the document signer(s) personally appeared before the notary public for acknowledgment.
- Date of notarization must be the date that the signer(s) personally appeared which must also be the same date the acknowledgment is completed.
- The notary public must print his or her name as it appears within his or her commission followed by a comma and then your title (notary public).
- Print the name(s) of document signer(s) who personally appear at the time of notarization.
- Indicate the correct singular or plural forms by crossing off incorrect forms (i.e. ~~he~~/she/~~they,~~ is /~~are~~) or circling the correct forms. Failure to correctly indicate this information may lead to rejection of document recording.
- The notary seal impression must be clear and photographically reproducible. Impression must not cover text or lines. If seal impression smudges, re-seal if a sufficient area permits, otherwise complete a different acknowledgment form.
- Signature of the notary public must match the signature on file with the office of the county clerk.
  - Additional information is not required but could help to ensure this acknowledgment is not misused or attached to a different document.
  - Indicate title or type of attached document, number of pages and date.
  - Indicate the capacity claimed by the signer. If the claimed capacity is a corporate officer, indicate the title (i.e. CEO, CFO, Secretary).
- Securely attach this document to the signed document with a staple.

POWER OF ATTORNEY

RLI Insurance Company
Contractors Bonding and Insurance Company

9025 N. Lindbergh Dr. Peoria, IL 61615
Phone: 800-645-2402

Know All Men by These Presents:

That this Power of Attorney is not valid or in effect unless attached to the bond which it authorizes executed, but may be detached by the approving officer if desired.

That **RLI Insurance Company** and/or **Contractors Bonding and Insurance Company**, each an Illinois corporation, (separately and together, the "Company") do hereby make, constitute and appoint:

Paul Boucher, Janina Monroe, Dennis Langer, Michelle Haase, Timothy Noonan, Adriana Valenzuela, Jennifer Ochs, Martha Barreras, jointly or severally

in the City of Los Angeles, State of California its true and lawful Agent(s) and Attorney(s) in Fact, with full power and authority hereby conferred, to sign, execute, acknowledge and deliver for and on its behalf as Surety, in general, any and all bonds and undertakings in an amount not to exceed **Twenty Five Million** Dollars (**$25,000,000.00**) for any single obligation.

The acknowledgment and execution of such bond by the said Attorney in Fact shall be as binding upon the Company as if such bond had been executed and acknowledged by the regularly elected officers of the Company.

RLI Insurance Company and/or **Contractors Bonding and Insurance Company**, as applicable, have each further certified that the following is a true and exact copy of a Resolution adopted by the Board of Directors of each such corporation, and is now in force, to-wit:

> "All bonds, policies, undertakings, Powers of Attorney or other obligations of the corporation shall be executed in the corporate name of the Company by the President, Secretary, any Assistant Secretary, Treasurer, or any Vice President, or by such other officers as the Board of Directors may authorize. The President, any Vice President, Secretary, any Assistant Secretary, or the Treasurer may appoint Attorneys in Fact or Agents who shall have authority to issue bonds, policies or undertakings in the name of the Company. The corporate seal is not necessary for the validity of any bonds, policies, undertakings, Powers of Attorney or other obligations of the corporation. The signature of any such officer and the corporate seal may be printed by facsimile."

IN WITNESS WHEREOF, the **RLI Insurance Company** and/or **Contractors Bonding and Insurance Company**, as applicable, have caused these presents to be executed by its respective Vice President with its corporate seal affixed this 14th day of May, 2020.

CONTRACTORS BONDING AND INSURANCE COMPANY CORPORATE SEAL ILLINOIS

RLI INSURANCE COMPANY CORPORATE SEAL ILLINOIS

RLI Insurance Company
Contractors Bonding and Insurance Company

By: Barton W. Davis — Vice President

State of Illinois
County of Peoria } SS

On this 14th day of May, 2020, before me, a Notary Public, personally appeared Barton W. Davis, who being by me duly sworn, acknowledged that he signed the above Power of Attorney as the aforesaid officer of the **RLI Insurance Company** and/or **Contractors Bonding and Insurance Company** and acknowledged said instrument to be the voluntary act and deed of said corporation.

By: Catherine D. Glover — Notary Public

CATHERINE D. GLOVER
OFFICIAL SEAL
Notary Public - State of Illinois
My Commission Expires
March 24, 2024

CERTIFICATE

I, the undersigned officer of **RLI Insurance Company** and/or **Contractors Bonding and Insurance Company**, do hereby certify that the attached Power of Attorney is in full force and effect and is irrevocable; and furthermore, that the Resolution of the Company as set forth in the Power of Attorney, is now in force. In testimony whereof, I have hereunto set my hand and the seal of the **RLI Insurance Company** and/or **Contractors Bonding and Insurance Company** this 20th day of August, 2020.

RLI Insurance Company
Contractors Bonding and Insurance Company

By: Jeffrey D Fick — Corporate Secretary

APPROVED BY
CITY OF BANNNG
JUN 30 2020
PUBLIC WORKS DEPT

Prepared By:	MDS Consulting
Date Prepared:	6/10/2020
Approved By:	
Date Approved:	
Tract No.:	37390-1 Monumentation

City of Banning Engineering Division
Construction Cost Estimate for Bonding, Plan Check & Inspection Fees
(Subdivisions/Public Works/Commercial Projects)

ITEM	UNIT	QUANTITY	UNIT PRICE	TOTAL
MONUMENTATION				
2" Dia. Pipe (Tract Boundary)	Each	24	$ 100.00	$ 2,400.00
Spike & Washer	Each	170	$ 75.00	$ 12,750.00
1" Dia. Pipe (Lot Corners)	Each	109	$ 100.00	$ 10,900.00
SUBTOTAL				**$ 26,050.00**
15% Contingency				**$ 3,907.50**
TOTAL				**$ 29,957.50**
			Faithful Performance (100%)	$ 29,957.50
			Labor & Material (100%)	$ 29,957.50

CITY OF BANNING

SUBDIVISION IMPROVEMENT AGREEMENT

* * * * * * SUBDIVISION REFERENCE DATA * * * * * *

[ ] FINAL TRACT MAP NO. 37390-2 ("Final Map" herein)

[ ] PARCEL MAP NO. _____("Parcel Map" herein)

NAME OR TRACT NUMBER OF SUBDIVISION ("Subdivision" herein):	ATWELL - 37390-2
NAME AND ADDRESS OF SUBDIVIDER(S):	PARDEE HOMES 1250 CORONA POINTE CT, #600 CORONA, CA 92881
CITY COUNCIL RESOLUTION OF APPROVAL NO.	_____ ("Resolution of Approval" herein)

DATE(S) THAT IMPROVEMENT PLANS WERE APPROVED BY THE CITY ENGINEER: _____

IMPROVEMENT/PLAN NO.:	Sewer Improvement Plans -Approved 6/04/2020 Street Improvement Plans -Approved 6/04/2020 Water Improvement Plans -Approved 6/09/2020 Monumentation Plans -Approved 8/19/2020

ESTIMATED TOTAL COSTS:	IMPROVEMENTS	$ 2,831,876.15
	GRADING	$_____
	MONUMENTATION	$ 35,161.25
	TOTAL:	$2,867,037.40

FORM OF IMPROVEMENT SECURITY:	[ ] AAA Corporate surety bonds [ ] Deposit of money
NAME AND ADDRESS OF CORPORATE SURETY (if applicable):	RLI Insurance Company (Name of Corporate Entity) 6303 Owensmouth Ave, 10th Floor (Street Address) Woodland Hills, CA 91367

SURETY BOND NUMBERS (if applicable):

- PA 7 Monumentation Bond #CMS0339956
- PA 7 Sewer Improvements Bond#CMS0339953
- PA 7 Street Improvements Bond#CMS0339954
- PA 7 Water Improvements Bond#CMS0339955

EFFECTIVE DATE OF AGREEMENT: _____
(to be inserted by City)

COMPLETION PERIOD: All improvements of Tract _____ (including the complete water and sewer system in _____ Street) with the exception of the roadway (street) improvements on _____ Street, shall be completed within two years from the Effective Date of the Agreement. _____ Street roadway (street) construction (so that _____ Street is a continuous route from _____ to _____) shall be constructed prior to the Certificate of Occupancy for development of lots ____and ____ of Tract _____.

* *

1. SUBDIVIDER'S OBLIGATION TO CONSTRUCT IMPROVEMENTS 2

2. INSPECTION OF WORK AND FINAL ACCEPTANCE 4

3. GUARANTEE AND WARRANTY OF THE IMPROVEMENTS.....5

4. TIME EXTENSIONS 5

5. IMPROVEMENT SECURITY.....6

6. REDUCTION OR RELEASE OF IMPROVEMENT SECURITY 7

7. INDEMNIFICATION OF CITY BY SUBDIVIDER 9

8. INSURANCE.....11

9. OWNERSHIP OF THE IMPROVEMENTS.....16

10. PREPARATION AND RECORDATION OF CC&RS 17

11. DEFAULT AND BREACH BY THE SUBDIVIDER AND REMEDIES OF THE CITY 17

12. RELATIONSHIP OF THE PARTIES.....19

13. ASSIGNMENT.....19

14. NOTICES.....20

15. ENTIRE AGREEMENT.....20

16. SEVERABILITY.....20

17. INCORPORATION OF SUBDIVISION REFERENCE DATA AND RECITALS.....20

18. GOVERNING LAW.....20

19. EFFECTIVE DATE OF THE AGREEMENT 21

SUBDIVISION IMPROVEMENT AGREEMENT

THIS SUBDIVISION IMPROVEMENT AGREEMENT ("Agreement") is made and entered into by and between the City of Banning, a municipal corporation ("City"), and the Subdivider whose name and address is set forth above in the Subdivision Reference Data.

RECITALS

A. Subdivider has presented to the City for approval and recordation a Final Map, identified above in the Subdivision Reference Data, of a proposed subdivision pursuant to the Subdivision Map Act of the State of California and the City's ordinances and regulations as such ordinances and regulations are vested under the development agreement recorded in the official records of the County of Riverside on July 17, 2012 as Document No. 2012-0332888 ("Development Agreement") relating to the filing, approval and recordation of subdivision maps (collectively referred to herein as the "Subdivision Laws").

B. A tentative map of the Subdivision was previously approved by City, subject to the Subdivision Laws and to the City's standard requirements as vested under the Development Agreement and conditions of approval contained in the City Council's Resolution of Approval, a copy of which is on file in the Office of the City Clerk and which is incorporated herein by this reference.

C. The Subdivision Laws establish, as a condition precedent to the approval of a Final Map, that the Subdivider comply with the City Council's Resolution of Approval and either (i) complete, in compliance with applicable City standards, all of the improvements and land development work required by the Subdivision Laws and the City Council's Resolution of Approval; or (ii) enter into a secured agreement with the City to complete the improvements and land development work within a period of time specified by the City.

D. In consideration of approval of the Final Map for the Subdivision by the City Council, Subdivider desires to enter into this Agreement whereby Subdivider promises to install and complete, at its sole expense, except as otherwise provided in a credit/reimbursement agreement as provided for in the Development Agreement, all public improvement work required by the City as set forth on the Improvement Plans (as defined below) for the proposed Subdivision. Subdivider has secured this Agreement by improvement security required by the Subdivision Laws and approved by the City. In any conflict between the terms in this Agreement and the Development Agreement, the Development Agreement shall be the controlling document.

E. Improvement Plans, and related specifications, numbered as designated above in the Subdivision Reference Data, for the construction, installation and completion of the Improvements identified in Schedule A hereto, have been prepared by the Subdivider, approved by the City Engineer, and are on file in the office of the City

Engineer. Said Improvement Plans, and related specifications, subsequently modified by the mutual written agreement of the parties, are hereby referred to as the "Improvement Plans" and are incorporated herein by this reference. Any improvement to be constructed pursuant to the Improvement Plan is hereby referred to individually as an "**Improvement"** and collectively as the "**Improvements"**.

NOW, THEREFORE, in consideration of the approval and recordation by the City Council of the Final Map of the Subdivision, Subdivider and City agree as follows:

1. SUBDIVIDER'S OBLIGATION TO CONSTRUCT IMPROVEMENTS

A. Subdivider shall, at its sole expense, unless otherwise provided in a credit/reimbursement agreement as provided for in the Development Agreement, and in compliance with the provisions of the Subdivision Laws, the Improvement Plans, conditions of approval of the Tentative Map, and all applicable City standards and fees, and in a good and workmanlike fashion, furnish, construct, install and guarantee (as set forth in Section 3) the Improvements, Grading, and Monumentation described on the tentative map and in the City Council's Resolution of Approval relating thereto (collectively, the "Improvements").

B. To the extent necessary to construct the Improvements, as determined by the City Engineer, the Subdivider shall acquire and dedicate, or pay the reasonable, documented cost of acquisition by City of, all rights-of-way, easements and other interests in real property for the construction or installation of the Improvements, free and clear of all liens and encumbrances. If the Subdivider is unable to acquire such rights-of-way, easements and other interests in real property by negotiation, then Subdivider shall, within 120 days of Final Map approval, enter into a condemnation agreement with City pursuant to Government Code Section 66462.5, by which the City will commence the process for the acquisition of the rights-of-way, easements or other real property.

C. Subject to any time extensions granted in accordance with Section 4, Subdivider shall complete all Improvements within its respective "Completion Period" specified in the Subdivision Reference Data; provided, however, that if the City Engineer reasonably determines in good faith that accelerated construction of the Improvements is essential in order to protect the public health, welfare and safety, the City Engineer shall give Subdivider not less than fifteen (15) business days' prior written notice to commence or accelerate installation and construction of such Improvements, or any portion thereof. The notice shall be in writing, and shall describe the work to be done by Subdivider, the time within which the work will commence, the period within which the work will be completed and identify the reasons that such early commencement is essential in order to protect the public health, welfare and safety. All or any portions of said Improvements may be required to be constructed or completed at a specified time, providing the foregoing criteria is met. If the Subdivider objects to the commencement or acceleration of the Improvements as specified by the City Engineer, Subdivider may appeal the decision of the City Engineer to the City Council. Any such

appeal shall be filed with the City Clerk within 10 days after receipt by Subdivider of the written notice from the City Engineer.

D. If the Improvements to be constructed by Subdivider include monumentation, such monumentation shall be installed not later than thirty (30) days after the City's acceptance of all other Improvements pursuant to Section 2. As used herein, "monumentation" shall mean the setting of survey monuments and tie points in accordance with the Subdivision Laws, and the delivery to the City Engineer of tie notes for said points.

E. Subdivider shall , at its sole expense, unless otherwise provided in a credit/reimbursement agreement as provided for in the Development Agreement, replace or repair all public improvements, public utility facilities, and surveying or subdivision monuments which are destroyed or damaged as a result of any work performed by Subdivider under this Agreement during or after the Completion Period. Any such replacement or repair shall be subject to the approval of the City Engineer.

F. In addition to, and separate from, the indemnity obligations contained in Section 9 of this Agreement, and without limiting the City's remedies under general construction defect law, Subdivider shall be responsible for the care, repair and maintenance of the applicable portion of the Improvements until the latter of the following time periods: (i) the Improvements or applicable portion thereof is accepted in writing by the City; or (ii) the expiration of the required one-year guarantee and warranty period as specified herein; or (iii) the expiration of any applicable period of time requiring the care, repair and maintenance of the applicable Improvement specified in the Development Agreement (not including the term of any Development Agreement). Neither City, nor its officers, agents and employees, shall have any liability for any accident, loss or damage to the Improvements and that may result from the construction of the Improvements prior to their completion and written acceptance by the City

G. In addition to, and separate from: (1) the indemnity obligations contained in Section 7 of this Agreement, (2) the care, repair and maintenance provisions under paragraph E of this Section 1 of this Agreement; and (3) the warranty and guarantee provisions of Section 3 of this Agreement, Subdivider shall repair and correct, or be liable to the City for any cost to repair and correct, any defect in the construction of the Improvements that is identified by City within in accordance with general construction defect law ten (10) years after City's acceptance of the Improvement, provided the City provides written notice to Subdivider of the existence of the defect within that the time period under law, and the defect is caused directly or indirectly by the design, construction, functionality, installation, assembly or workmanship of Subdivider. Nothing contained in this paragraph is intended to limit or otherwise waive any right or cause of action under applicable construction defect law that City may assert against Subdivider.

H. Subdivider shall, at its sole expense, unless otherwise provided in a credit/reimbursement agreement as provided for in the Development Agreement, obtain all necessary permits and licenses for the construction and installation of the

Improvements, give all necessary notices, and pay all applicable fees required by City ordinance or resolution and all taxes required by law.

I. Not less than seven (7) days prior to commencement of work on the Improvements, Subdivider shall give written notice to the City Engineer of the date fixed for such commencement of work in order that the City Engineer shall have adequate time to schedule all necessary inspections.

J. SUBDIVIDER shall pay all applicable City fees and costs stipulated in the latest fee resolution as adopted by the City Council from time to time as required for the development of the SUBDIVISION including but not limited to the following:

1. Building Permit Fees --- to be paid at the time of building permit issuance;

2. Final Map Plan Check Fees --- to be paid at time of submittal of final map for plan check and resubmittal of revised final map for plan check;

3. Final Map Moratorium Fees --- to be paid from cash deposit established at time of filing final map;

4. Plan Check and Review Fees --- to be paid from cash deposit established at time of filing improvement plans for plan check;

5. Encroachment Permit Fees --- to be paid at time of application for encroachment permit;

6. Inspection Fees --- to be paid from cash deposit established at time of construction permit issuance; and

7. Grading Permit Fee --- to be paid from cash deposit established at time of grading permit issuance.

K. Subdivider shall provide City with final Record Drawings of all plans developed for the Subdivision, showing all changes and as built conditions as specified in the Tentative Tract Map Conditions of Approval, and shall provide electronic image files of those final Record Drawings consistent with electronic image file size and type specifications of the City prior to the acceptance of improvements and release of bonds or other security.

2. <u>INSPECTION OF WORK AND FINAL ACCEPTANCE</u>

A. Subdivider shall at all times maintain proper facilities and safe access for inspection of the Improvements by the City Engineer and other City personnel and inspection consultants.

B. Upon completion of the work on all or any category of the Improvements, the Subdivider may request a final inspection by the City Engineer. Within forty-five (45) days of receipt of the written letter request, the City Engineer shall inspect the Improvements and provide written notice to Subdivider of the list of items which have been found to be incomplete and the list of items which have been found to be complete. If the City Engineer determines that all or any specified category of the Improvements have been completed in accordance with this Agreement and in compliance with the Improvement Plans and all applicable City standards, then the City Engineer shall acknowledge that determination in a report to the City Council. If the Improvements that are completed are to be dedicated to or owned by the City (Improvements within City right of way and property for public use), the City Engineer's determination shall be submitted to the City Council for final acceptance by the City, unless such power to accept has been delegated by the City Council to the City Engineer or some other officer of the City, in which case the final acceptance shall be subject to the approval of that specified official. If the Improvements that are completed are to be dedicated to or owned by a public entity other than the City, the Subdivider's written request shall be submitted to the applicable public entity or other owner, for final acceptance. Subdivider shall bear all costs of inspection and determination of completeness in accordance with City's formally adopted and applicable fees and rates.

C. Acceptance of all or any specified category of the Improvements by the City Council shall be made upon recommendation and certification of the City Engineer following inspection of said Improvements pursuant to subparagraph B above. The City Council shall act upon the City Engineer's recommendation that such public Improvements have been completed unless such power to accept has been delegated by the City Council to the City Engineer or some other officer of the City, in which case the final acceptance shall be subject to the approval of that specified official. Acceptance by the City or by the governing body of the entity that is to accept dedication or ownership of the public improvements shall not constitute a waiver by the City or such other public entity of any defects in the public Improvements.

3. GUARANTEE AND WARRANTY OF THE IMPROVEMENTS

A. If, within a period of one year following acceptance by the City of the applicable Improvements specified in Schedule A, any Improvements or part of any Improvements specified in Section A furnished, installed or constructed by the Subdivider, or any of the work performed under this Agreement by Subdivider, fails to comply with any requirements of this Agreement, or the Subdivision Laws, or the Improvement Plans and related specifications, the Subdivider shall, without delay and without cost to the City, repair, replace or reconstruct any defective or otherwise unsatisfactory part or parts of the Improvements. Subdivider's obligations hereunder shall include the repair, replacement or reconstruction of all irrigation systems and all trees, shrubs, ground cover and landscaping for such one year.

B. Should the Subdivider fail or refuse to act promptly or in accordance with subparagraph A above, or should the exigencies of the situation require repair, replacement, or reconstruction to be undertaken before the Subdivider can be

notified and can perform the necessary work, then the City may, in its discretion, make the necessary repairs or replacements or perform the necessary reconstruction and draw upon the Subdivider's improvement security to reimburse itself for the costs incurred. If the Subdivider's improvement security does not cover the total cost of such repair, replacement, or reconstruction, the Subdivider shall reimburse the City for any excess costs incurred.

C. The security furnished for the faithful performance of the Subdivider's obligation to construct and install the Improvements described herein shall include the Subdivider's liability and obligation hereunder to provide the one-year guarantee and warranty of the Improvements.

4. TIME EXTENSIONS

A. Upon a showing by the Subdivider of good cause therefor, the duration of the Completion Period for the Improvements (or any of them) may be extended by the City Engineer in writing. As used herein, "good cause" may include, without limitation, delay resulting from, arising out of or relating to an act of the City; acts of God or force majeure, strikes, boycotts or similar job actions by employees or labor organizations which prevent the conduct of the work; findings made by a governmental entity that the site of a particular Improvement is of archeological significance or requires further permitting and approval; and/or actions or failure to act of native American monitor(s); and, the order of any court.

B. A time extension may be granted without notice to any surety or sureties of the Subdivider and shall not affect the validity of this Agreement nor release the surety or sureties on any bond given as an improvement security pursuant to this Agreement.

C. As a condition of any time extension provided for herein, the City Engineer, may require the Subdivider to furnish new or modified improvement security guaranteeing performance of this Agreement, as extended, in an increased amount as necessary to compensate for any projected increase in the Estimated Total Cost of Improvements, as determined by the City Engineer.

5. IMPROVEMENT SECURITY

A. Prior to City's execution of this Agreement, Subdivider shall provide as security to the City:

1. For Performance and Guarantee: Security in an amount equal to one hundred percent (100%) of the Estimated Total Cost of the Improvements, excluding Grading, as set forth above in the Subdivision Reference Data. The security shall be issued by a bonding company licensed to issue bonds in the State of California and having a Best rating of AAA or better. With this security, the form of which shall be subject to City Attorney's prior approval, the Subdivider assures faithful performance under this Agreement and guarantees the Improvements for one year after the completion and acceptance of

the applicable portion of such Improvements, against any defective workmanship or materials or any unsatisfactory performance, pursuant to Section 3 hereof.

2. For Payment: Security in an amount equal to one hundred percent (100%) of the Estimated Total Cost of the Improvements, excluding Grading, as set forth above in the Subdivision Reference Data. The security shall be issued by a bonding company licensed to issue bonds in the State of California and having a Best rating of AAA or better. With this security, the form of which shall be subject to City Attorney's prior approval, the Subdivider guarantees payment to contractors, subcontractors, and persons renting equipment or furnishing labor or materials to them or to the Subdivider.

B. If the improvement security is a corporate surety bond and, in the opinion of the City, any surety or sureties thereon become insufficient, because (i) the surety becomes insolvent; (ii) the surety's bond rating is downgraded; (iii) the surety declares bankruptcy; or (iv) the surety is no longer deemed to be an admitted surety in California by the California Department of Insurance, or (v) the form of the surety or the amount is found by City to be in error or materially insufficient, the Subdivider shall renew or replace any such surety bond with good and sufficient surety or sureties within thirty (30) days after receiving from City written demand therefor.

C. The amount of security for performance, payment and warranty obligations provided by this section shall not include the cost of monumentation, as required by Government Code Section 66497 so long as a separate cash deposit or security acceptable to the City Engineer for the estimated cost of monumentation has been submitted to the City.

D. Improvement security consisting of corporate surety bonds, in a form accepted by the City Attorney, shall be filed with the City Engineer and then kept on file with the City Clerk. If a corporate surety bond is replaced by another approved bond, the replacement shall be submitted to the City Engineer and, upon filing with the City Clerk, shall be deemed to have been made a part of and incorporated into this Agreement. Upon submission to the City Engineer and then filing with the City Clerk of a replacement bond, the former improvement security shall be released following written approval of the City Engineer.

E. Modifications of the Improvement Plans and related specifications, and modifications of the Improvements, not exceeding ten percent (10%) of the original Estimated Total Cost of the Improvements, shall not relieve or release any improvement security furnished by Subdivider pursuant to this Agreement. If any such modifications exceed ten percent (10%) of the Estimated Total Cost of the Improvements, Subdivider shall furnish additional improvement security for performance and guarantee, and for payment, as required by subparagraph A above, for one hundred percent (100%) of the revised Estimated Total Cost of the Improvements.

F. Subject to any time extensions granted in accordance with Section 4 herein, the Subdivider shall be in default if the Subdivider has not completed all

improvements within two years from the Execution Date of the Agreement and has not repaired any defects in the completed Improvements within the one-year guarantee and warranty period.

Alternatively, in the event of a default by the Subdivider pursuant to Section 10, and after written notice to Subdivider and reasonable opportunity to cure, City, at its sole option, shall have the right, without limiting any other rights and/or remedies available to City at law or in equity, to draw upon or utilize the improvement security furnished herewith to construct and install the Improvements itself. If City exercises this right, the release of any unused portion of such improvement security shall be in accordance with the procedures outlined in Section 6 herein, including any retention necessary for the one-year guarantee period.

6. REDUCTION OR RELEASE OF IMPROVEMENT SECURITY

A. All public Improvements (Improvements that are to be owned or dedicated to the City or other public entity as distinguished from those owned by a private community association) shall be first completed, deemed completed by the City Engineer and then accepted as complete by the City prior to release of sureties. All private Improvements (Improvements that are to be owned by a private community association and not dedicated or owned by the City or other public entity) shall be first completed and then accepted as complete in writing by the City Engineer.

B. Partial releases or reductions in the Subdivider's improvement (performance) security may be authorized prior to the City's acceptance of all Improvements required hereunder, as follows:

1. At the time that the Subdivider believes that the obligation to perform the work for which security was required is complete, the Subdivider may notify the City in writing of the completed work, including a list of work completed. Upon receipt of the written notice, the City shall review and comment or approve the completion of the required work within forty-five (45) days. If the City does not agree that all work has been completed in accordance with the plans and specifications for the Improvements, it shall supply a list of all remaining work to be completed within this 45-day period.

2. Within forty-five (45) days of receipt of the list of remaining work from the local agency, the Subdivider may then provide cost estimates for all remaining work for review and approval by the City. Upon receipt of the cost estimates, the City shall then have forty-five (45) days to review, comment, and approve, modify, or disapprove those cost estimates. The City shall not be required to engage in this process of partial release more than once between the start of work and completion and acceptance of all work; however, nothing in this section prohibits the City from allowing for multiple and phased partial releases as it otherwise deems appropriate.

3. If the City approves the cost estimate, the City shall release all performance security except for security in an amount up to two hundred percent (200%) of the cost estimate of the remaining work. The process allowing for a partial release of performance security shall occur when the cost estimate of the remaining work does not exceed twenty percent (20%) of the total original performance security unless the City allows for a release at an earlier time. Substitute bonds or other security may be used as a replacement for the performance security, subject to the approval of the City. If substitute bonds or other security is used as a replacement for the performance security released, the release shall not be effective unless and until the City receives and approves that form of replacement security. A reduction in the performance security, authorized under this section, is not, and shall not be deemed to be, an acceptance by the City of the completed improvements in and of itself, and the risk of loss or damage to the Improvements and the obligation to maintain the Improvements shall remain the sole responsibility of the Subdivider until the applicable required public Improvements have been accepted by the City in writing and all other required improvements have been fully completed in accordance with the plans and specifications for the improvements.

4. The Subdivider shall complete the works of Improvement until all remaining items are accepted by the City.

5. Upon the completion of the Improvements, the Subdivider, or his or her assigns, shall be notified in writing by the City within forty-five (45) days.

6. Within sixty (60) days of the issuance of the notification by the City Engineer, any remaining performance security, except ten percent (10%) of the original amount of the security to guarantee and warrant the Improvements for the one-year guarantee and warranty period, shall be released within sixty (60) days of the issuance of the written statement of completion.

C. Security securing the payment to the contractor, his or her subcontractors and to persons furnishing labor, materials or equipment shall, after passage of the time within which claims of lien are required to be recorded pursuant to Title 3 (commencing with Section 9000) of Part 6 of Division 4 of the Civil Code and after acceptance of the work, be reduced to an amount equal to the total claimed by all stop notice claimants for whom stop notices have been filed with the City, and if no claims have been filed, the security shall be released in full.

D. The partial release provisions of this Section 6 shall not apply to any required guarantee and warranty period required by Section 66499.9 for the guarantee or warranty nor to the amount of the security deemed necessary by the local agency for the guarantee and warranty period nor to costs and reasonable expenses and fees, including reasonable attorneys' fees. Security furnished to guarantee and warrant the Improvements against any defective work or labor done or defective materials

furnished, shall be released within thirty (30) days after the completion of the one-year period following completion and acceptance of all Improvements.

E. If Subdivider's obligations relating to any Improvements are subject to the approval of another governmental agency, the City shall not release the improvement (performance) security therefor until the obligations are performed to the satisfaction of such other governmental agency. Such agency shall have sixty (60) days after receipt of written notice from the Subdivider of the Subdivider's performance of the obligation to register its satisfaction or dissatisfaction. If at the end of that period it has not registered its satisfaction or dissatisfaction, it shall be conclusively deemed that the Subdivider's performance of the obligation was done to its satisfaction, and such improvement security shall be promptly released.

F. In the event the time periods for action by the City specified in this Section conflict with a shorter or longer time period for such actions as provided in Government Code Section 66499.7, the time periods in Government Code Section 66499.7 shall control.

7. INDEMNIFICATION OF CITY BY SUBDIVIDER

A. Neither the City, nor its officers, agents and employees, shall be liable or responsible for any accident, injury, loss or damage to either property or person attributable to or arising out of the defective design, construction, functionality, installation assembly or improper maintenance including, without limitation, the use of defective methods, materials or workmanship (collectively "Subdivider's Faults") of the Improvements by Subdivider, its officers, employees and agents. Subdivider shall indemnify, hold harmless and defend the City, its officers, agents and employees, from and against any and all losses, claims, costs, expenses, liabilities, damages, actions, causes of action and judgments, including attorneys' fees, arising directly or indirectly out of or attributable to Subdivider's Faults.

B. Subdivider's obligations under this Section 7 are not conditioned or dependent upon whether the City, or its officers, agents and employees, prepared, supplied or reviewed any Improvement Plans or related specifications in connection with the Subdivision or the Improvements, or has insurance or other indemnification covering any of these matters.

C. Subdivider's obligation to indemnify, hold harmless and defend the City under this Section 7 shall extend to injuries to persons and damages to or alleged taking of property resulting from the Subdivider's Faults, and the Improvements required herein, and shall likewise extend to claims asserted by adjacent property owners based upon the diversion of waters caused by the Subdivider's defective design or defective construction of public drainage systems, streets, and other public facilities or improvements. Except for a City Directive as defined below, the City's acceptance of the Improvements shall not constitute an assumption by the City of any responsibility or liability for any damage or alleged taking of property referenced herein. City shall not be responsible or liable for the design or construction of the Subdivision or the

Improvements constructed or installed pursuant to the approved Improvement Plans or the Final Map, regardless of any act or omission by the City in approving the Improvement Plans or the Final Map, unless the particular Improvement design was required by the City over the written objection of the Subdivider, which objection stated that the Improvement design was potentially dangerous or defective and set forth an alternative design (a "City Directive"). After City's acceptance of the Improvements, the Subdivider shall remain obligated to correct or eliminate all dangerous conditions created by defects in design, construction or Subdivider's Faults (other than those required by a City Directive); provided, however, that Subdivider shall not be responsible for routine maintenance as specified in Section 1(F) of this Agreement. Subdivider's indemnity obligations hereunder shall remain in effect for ten (10) years following acceptance of the respective Improvement(s) by the City Council. Subdivider acknowledges and agrees that Subdivider shall be responsible and liable for the Subdivider's Faults with respect to the Improvements and other work done pursuant to this Agreement, unless same is due to a City Directive. City shall not be liable for any acts or omissions in approving, reviewing, checking, correcting or modifying any Improvement Plans or related specifications, or in inspecting, reviewing or approving any work or construction of Improvements, unless same is due to a City Directive. The Subdivider's improvement security shall not be required to secure the Subdivider's obligations under this subparagraph C beyond the one-year guarantee and warranty period, unless the City Engineer provides notice to Subdivider prior to the expiration of the one-year period of the existence of, or continued existence of, defects in the improvements, in which case the portion of the improvement security to guarantee and warranty the improvements against defective work shall not be released and shall remain in place until the City Engineer provides written confirmation that the defects have been cured and corrected. The indemnity shall be effective retroactively to the earliest recordation date of the Final Map.

D. Subdivider shall pay and satisfy any judgment, award or decree that may be rendered against City, its officers, officials, employees, agents, representatives and volunteers (collectively hereinafter "City and City Personnel") to the extent of the indemnity provided above, in any such suit, action, or other legal proceeding, provided City gives Subdivider prompt written notice of such claim and allows Subdivider to undertake the defense thereof, and provided further that City cooperates in any such suit, action, or other legal proceeding, but shall retain its right to reject a settlement that the City deems, in its sole and absolute discretion, to be contrary to the interests of the City.

E. Subdivider's obligation to indemnify shall not be restricted to Insurance proceeds, if any, received by the City and City Personnel.

F. Subdivider, on behalf of itself and all parties claiming under or through it, hereby waives all rights of subrogation and contribution against City and City Personnel to the extent of the indemnity above provided.

8. INSURANCE

The following coverages will be provided by Subdivider and maintained on behalf of City and in accordance with the requirements set forth herein. If Subdivider performs construction activities through a general contractor, some or all of these insurance requirements for the period of construction may be satisfied by the general contractor's insurance coverages. In such case, Subdivider shall maintain during this same construction period, and after the construction period, the coverages shown below as "Insurance After Construction." In addition, Subdivider may elect to obtain, for all or any portion of the Project, an "Owner-Controlled Wrap Up" insurance policy in satisfaction of the insurance requirements for general contractors and subcontractors provided it satisfies all of the insurance requirements below for general contractors and subcontractors. Throughout these specifications, the word "Subdivider" refers to the Party responsible to provide the coverages as specified and, depending on context, may refer either to Subdivider or to a separate General Contractor.

A. Insurance During Construction. Subdivider shall provide the following insurance during construction of the Improvements. Insurance requirements may be met through insurance provided by Subdivider's General Contractor:

1. Commercial General Liability Insurance. Commercial General Liability Insurance (primary) shall be provided on ISO-CGL Form No. CG 00 01 or equivalent coverage, including provisions for defense of additional insureds. Policy limits shall be no less than two million dollars ($2,000,000) per occurrence for all coverages and five million dollars ($5,000,000) general aggregate. City and its officers, employees and agents shall be added as additional insureds using ISO Form CG 20 10 11 85 or other revision of the CG 20 10 form if available from the insurer and reasonably acceptable to the City, not limiting coverage for the additional insured to "ongoing operations" or in any way excluding coverage for completed operations. Coverage shall apply on a primary non-contributing basis in relation to any other insurance or self-insurance, primary or excess, available to City or any officer, employee or agent of City. Coverage shall not be limited to the vicarious liability or supervisory role of any additional insured. Coverage shall contain no contractors' limitation or other endorsement limiting the scope of coverage for liability arising from pollution, explosion, collapse, or underground property damage.

2. Umbrella Liability Insurance. Umbrella Liability Insurance (or, at Subdivider's election, Excess Liability Insurance) (over primary) shall apply to bodily injury/property damage, personal injury/advertising injury, at a minimum. Coverage shall be at least as broad as any underlying coverage. Coverage shall be provided on a "pay on behalf" basis. There shall be no cross liability exclusion and no contractor's limitation endorsement. Policy limits shall be not less than five million dollars ($5,000,000) per occurrence and in the aggregate, including any limits required in the underlying policies. The policy shall have a starting date no later than and an ending date no earlier than those of the underlying coverages. The Named Insured (Subdivider or General Contractor

as appropriate) may determine the layering of primary and excess liability insurance provided that if such layering differs from that described here, the actual coverage program meets the minimum total required limits and complies with all other requirements listed here.

3. Business Auto Coverage. Business Auto Coverage shall be written on ISO Business Auto Coverage Form CA 00 01 or the equivalent, including symbol (1) (any Auto). If Subdivider (or Contractor) does not own any vehicles, this requirement may be satisfied by a non-owned vehicle endorsement to the general and umbrella liability policies. Limits shall be no less than one million dollars ($1,000,000) per accident. This policy shall be scheduled as underlying insurance to the umbrella policy required above for a total limit of no less than five million dollars ($5,000,000) each accident.

4. Workers' Compensation/Employer's Liability. Workers' Compensation/Employer's Liability shall provide workers' compensation statutory benefits as required by law. Employer's liability limits shall be no less than one million dollars ($1,000,000) per accident or disease. Employer's liability coverage shall be scheduled under the umbrella or excess liability policy described above. This policy shall be endorsed to waive any right of subrogation with respect to City, its officers, employees or agents.

5. Builder's Risk Insurance. Builder's Risk Insurance covering all real and personal property for "all risks" of loss or "comprehensive perils" coverage including but not limited to the perils of earth movement, including earthquake (if required by Subdivider's lender or if available at commercially reasonable rates) and flood for all Improvements.

B. Insurance After Construction. Upon completion of construction of the Improvements, and for the required one-year guarantee and warranty period for Improvements and the required 10-year indemnification period, Subdivider at Subdivider's expense shall maintain or cause to be maintained the following insurance:

1. Commercial Property Insurance. Commercial Property Insurance covering the Improvements. Coverage shall be at least as broad as the Insurance Services Offices broad causes of loss form CP 10 20, and reasonably approved of in writing by the City. Coverage shall be sufficient to insure 100% of the replacement value and there shall be no coinsurance provisions. The policy shall include an inflation guard endorsement, 100% rents coverage, contents coverage, coverage for personal property of others, ordinance or law and increased cost of construction coverage. Subdivider also agrees to provide builder's all-risk insurance using an inland marine form during the period of any major alteration or improvement, using the broadest form available.

The insurance coverage for the peril of earthquake required for this project is subject to availability on the open market at commercially reasonable premium cost, as determined by mutual agreement between Subdivider

and City. If such earthquake insurance coverage should, after diligent effort by Subdivider, be unobtainable at such mutually determined commercially reasonable premium cost, then Subdivider shall obtain the maximum insurance reasonably obtainable at commercially reasonable premium cost (if any) and give notice to City of the extent of Subdivider's inability to obtain, in full, the required insurance, and in such event, Subdivider's obligation to procure and maintain such insurance may be excused, subject to City's verification of inability to obtain the required insurance. Subdivider and City agree that a premium cost of earthquake insurance coverage of up to 150% of the premium cost paid by Subdivider for such coverage on the Effective Date (to be adjusted over time based on the Consumer Price Index,) shall constitute a commercially reasonable premium cost. Non-availability at commercially reasonable premium cost must be documented by a letter from Subdivider's insurance broker or agent indicating a good faith effort to place the required insurance and showing, at a minimum, the names of the insurance carriers and the declinations or quotations received from each.

2. Commercial General Liability Insurance. Commercial General Liability Insurance (primary) shall be provided on ISO-CGL form No. CG 00 01 or equivalent coverage, including provisions for defense of additional insureds. Policy limits shall be no less than two million dollars ($2,000,000) per occurrence for all coverages and five million dollars ($5,000,000) general aggregate. City and its officers, employees and agents shall be added as additional insureds using ISO form CG 20 10 or equivalent if available from the insurer and reasonably acceptable to the City. Coverage shall apply on a primary non-contributing basis in relation to any other insurance or self-insurance, primary or excess, available to City or any officer, employee or agent of City until the warranty period specified in this Agreement expires.

3. Umbrella Liability Insurance. Umbrella Liability Insurance (or, at Subdivider's election, Excess Liability Insurance) (over primary) shall apply to bodily injury/property damage, personal injury/advertising injury, at a minimum. Coverage shall be at least as broad as any underlying coverage. Coverage shall be provided on a "pay on behalf" basis. There shall be no cross liability exclusion. Policy limits shall be not less than five million dollars ($5,000,000) per occurrence and in the aggregate, including any limits required in the underlying policies. The policy shall have a starting date no later than and an ending date no earlier than those of the underlying coverages. Subdivider may determine the layering of primary and excess liability insurance provided that if such layering differs from that described here, the actual coverage program meets the minimum total required limits.

4. Workers Compensation Insurance. Workers' Compensation/Employer's Liability shall provide workers' compensation statutory benefits as required by law. Employer's liability limits shall be no less than one million dollars per accident or disease. Employer's liability coverage shall be scheduled under any umbrella or excess liability policy described above.

Unless otherwise agreed, this policy shall be endorsed to waive any right of subrogation as respects City, its employees or agents.

5. Business Auto Coverage. Business Auto Coverage for vehicles owned, operated or maintained in any way connected with the project, shall be written on ISO Business Auto Coverage form CA 00 01 or the equivalent, including symbol (1) (any Auto). If Subdivider (or Contractor) does not own any vehicles, this requirement may be satisfied by a non-owned vehicle endorsement to the general and umbrella liability policies. Limits shall be no less than one million dollars ($1,000,000) per accident. This policy shall be scheduled as underlying insurance to the umbrella or excess liability policy required above for a total limit of no less than five million dollars ($5,000,000) each accident.

C. Provisions Pertaining to Insurance Provided by Subdivider

1. All insurance coverage and limits provided pursuant to this Agreement shall apply to the full extent of the policies involved, available or applicable. Nothing contained in this Agreement or any other agreement relating to City or its operations limits the application of such insurance coverage.

2. Requirements of specific coverage features or limits contained in this Section are not intended as a limitation on coverage, limits or other requirements, or a waiver of any coverage normally provided by any insurance. Specific reference to a given coverage feature is for purposes of clarification only and is not intended by any Party to be all inclusive, or to the exclusion of other coverage, or a waiver of any type.

3. All general or auto liability insurance coverage provided pursuant to this Agreement, or any other agreements pertaining to the performance of this Agreement, shall not prohibit Subdivider, and Subdivider's employees, or agents, from waiving the right of subrogation prior to a loss. Subdivider waives its right of subrogation against City.

4. None of the policies required herein shall be in compliance with these requirements if they include any limiting endorsement that has not been first submitted to City and approved in writing by the City.

5. Unless otherwise approved by City, Subdivider's insurance and insurance provided by any contractor or subcontractor relating to the construction of the Improvements shall be written by insurers authorized to do business in the State of California and with a minimum "Best's" Insurance Guide rating of at least "A-:VII." Self-insurance will not comply with these insurance specifications unless expressly approved in writing by the City.

6. In the event any policy of insurance required under this Agreement does not comply with these requirements and Subdivider does not cure the non-compliance within thirty (30) days after written notice from City (or Subdivider does not provide reasonable evidence of such cure within such

period), or if the insurance is canceled and not replaced, City has the right but not the duty to obtain the insurance it deems necessary and any reasonable premium paid by City will be promptly reimbursed by Subdivider.

7. Subdivider agrees to provide evidence of the insurance required herein, satisfactory to City, consisting of certificate(s) of insurance evidencing all of the coverages required and an additional insured endorsement to Subdivider's general liability and umbrella liability policies using ISO Form CG 20 10 11 85. Certificate(s) are to reflect that the insurer will provide 30 days' notice of any cancellation of coverage and policies are to have a "cancellation endorsement" to the same effect. Subdivider agrees to provide copies of any endorsements modifying coverage in any way upon request from City.

8. Subdivider shall provide proof that policies of insurance required herein expiring during the term of this Agreement have been renewed or replaced with other policies providing at least the same coverage.

9. Any actual or alleged failure on the part of City or any other additional insured under these requirements to obtain proof of insurance required under this Agreement in no way waives any right or remedy of City or any additional insured, in this or any other regard.

10. Subdivider agrees to require all subcontractors or other parties (but not including a general contractor) hired for this project to construct the Improvements to purchase and maintain insurance for general liability (minimum limit $1,000,000 per occurrence), automobile liability ($1,000,000 per accident) and workers' compensation (statutory benefits). Prior to the issuance of the Certificate of Completion for each Phase, Subdivider shall, upon request by City, provide the City with copies of all insurance policies, certificates and endorsements related to such Phase.

11. Subdivider agrees to monitor and review all coverage required by this Section and assumes all responsibility for ensuring that such coverage is provided as required here. Subdivider agrees to obtain certificates evidencing such coverage. Subdivider agrees that upon request, all agreements with subcontractors or others with whom Subdivider contracts with on behalf of City, and all certificates of insurance obtained in compliance with this paragraph will be submitted to City for review upon request by City. Failure of City to request copies of such documents will not impose any liability on City, or its employees.

12. Subdivider agrees to require that no contract used by any general contractor or subcontractor in connection with construction of the Improvements, or contracts Subdivider enters into on behalf of City, will reserve the right to charge back to City the cost of insurance required by this Agreement.

13. Where appropriate (such as in the case of automobile insurance coverages), coverage will not be limited to the specific location designated as the Property.

14. Subdivider agrees to provide notice to City of any claim or loss against Subdivider that includes City as a defendant promptly after Subdivider receives written notice or obtains knowledge thereof. City assumes no obligation or liability by such notice, but has the right (but not the duty) to monitor the handling of any such claim or claims if they are likely to involve City. City agrees to provide similar notice to Subdivider of any such claims it is notified of respecting the Property.

15. Subdivider agrees not to attempt to avoid its defense and indemnity obligations to City, and its officers, employees, agents by using as a defense Subdivider's statutory immunity under workers' compensation and similar statutes.

16. Subdivider agrees to ensure that coverage provided to meet these requirements is applicable separately to each insured and that there will be no cross liability exclusions that preclude coverage for suits between Subdivider and City or between City and any other insured or Named Insured under the policy, or between City and any Party associated with City or its employees.

17. If Subdivider or any contractor or subcontractor is a Limited Liability Company, general liability coverage must apply so that the Limited Liability Company and its Managers, Members, Affiliates, and their employees are insureds.

18. Subdivider shall require General Contractor to maintain commercial general liability, and if necessary, commercial umbrella liability insurance with a limit of not less than $15,000,000 for each occurrence, until the warranty period specified in this Agreement expires.

19. Subdivider agrees to obtain and provide to City evidence of professional liability coverage for Architects, Engineers or other design professionals working on the Improvements. The limit of liability required is subject to City approval, but in no event to be less than $1,000,000 per claim and in the aggregate, and Subdivider shall use reasonable efforts to require and cause such professionals to maintain coverage with respect to each occurrence for at least three years following substantial completion of the work and, in the event Subdivider is unable to do so, Subdivider shall promptly inform the City of the scope of such efforts and the reasons that it was unable to do so. If Subdivider requests that the City approve a lower limit for any particular design professional Subdivider seeks to employ on the Improvements, City will evaluate each such request based on City's perception of liability exposure associated with the work that would be performed by that design professional.

20. To the extent a particular coverage or policy form or specification is not reasonably available from Subdivider's insurer or would result in an additional premium that is extraordinary or unreasonably disproportionate to the premium for the policy as a whole, then Subdivider shall provide substantially similar coverage reasonably acceptable to City for which the cost is not extraordinary or unreasonably disproportionate.

9. OWNERSHIP OF THE IMPROVEMENTS

A. Ownership of all or any category of the Improvements constructed and installed by the Subdivider pursuant to this Agreement and shown on the Map to be dedicated to the public shall vest, as applicable, in the City (or other specified governmental agency) upon acceptance of said Improvements by the City. The acceptance of the Improvements shall either be shown by a certificate on the Final Map or by subsequent resolution accepting the Improvements adopted by the City pursuant to Government Code Section 66477.2 and recorded with the County Recorder or by other writing.

B. The Subdivider shall at all times prior to the acceptance of the Improvements by the City, give good and adequate warning to the public of each and every dangerous and defective condition caused by the construction of the Improvements and shall take all steps reasonably necessary to protect the public from such dangerous or defective conditions. The Subdivider agrees and understands that until acceptance of the Improvements by the City in writing, each Improvement and Improvement area that is offered for dedication shall be under the charge of the Subdivider, and the Subdivider may close all or a portion of any street or area whenever necessary to protect the public during the construction of the Improvements.

10. PREPARATION AND RECORDATION OF CC&RS.

A. The Subdivider shall establish a Homeowners Association for the residential areas of the Final Map owned by Subdivider, and to pay all costs associated with the creation of the associations.

B. The Subdivider shall prepare and record Covenants, Conditions, and Restrictions (CC&Rs) which obligate each homeowners association to provide for maintenance of the shared facilities, improvements, and landscaping within the boundaries of the associations in perpetuity in accordance with the Development Agreement and conditions of approval. The CC&Rs shall describe the homeowners association and the City's responsibilities and rights, and shall be subject to the approval of the City prior to recordation.

C. The Subdivider shall implement applicable provisions of the Mitigation Monitoring and Reporting Program.

11. DEFAULT AND BREACH BY THE SUBDIVIDER AND REMEDIES OF THE CITY

A. Upon the occurrence of any of the following events, the Subdivider shall be deemed to be in default under this Agreement:

1. Subject to any time extensions granted in accordance with Section 4, failure to complete construction and installation of the Improvements or any of them by the completion date set forth above in the Subdivision Reference Data;

2. Failure to promptly correct or cure any defect in the Improvements or any of them (other than a City Directive) during the one-year guarantee and warranty period as required by Section 3.A or failure to commence correction or cure of any such defect or failure to diligently prosecute same to completion, in each instance following receipt by Subdivider of written notice that such defect exists;

3. Subject to any time extensions granted in accordance with Section 4, failure to perform substantial construction work of the Improvements or any of them, after commencement of work on same, for a period of thirty (30) days after Subdivider's receipt of written notice thereof from the City;

4. Insolvency, appointment of a receiver, or the filing of any petition in bankruptcy, whether voluntary or involuntary, and such is not cured or discharged within a period of thirty (30) days;

5. Commencement of a foreclosure action against the Subdivision or any portion thereof, or any conveyance by the Subdivider in lieu or in avoidance of foreclosure, within thirty (30) days after receipt by Subdivider of written notice thereof from the City; or

6. Failure to perform any other obligations in accordance with the terms and provisions of this Agreement within thirty (30) days after receipt by Subdivider of written notice thereof from the City.

B. City reserves to itself all remedies available to it at law or in equity for any breach of Subdivider's obligations under this Agreement. City shall have the right, without limitation of other rights or remedies, after written notice to Subdivider and a reasonable opportunity for Subdivider to cure any such alleged default, to draw upon or utilize any improvement security furnished hereunder to complete the Improvements or otherwise mitigate City's damages in the event of Subdivider's default.

C. Following Subdivider's receipt of written notice of alleged default and failure by Subdivider to promptly commence the cure of any alleged default and to diligently prosecute such cure to completion, the City may serve written notice of any such default upon the surety on any corporate surety bond furnished as improvement security hereunder, and request that said surety take over and complete the Improvements

herein specified. If such surety, within thirty (30) days after service of such notice of default, does not give the City written notice of its intention to perform this Agreement, or does not commence such performance within thirty (30) days after notice to the City of such intention to perform, the City may take over the work and prosecute the same to completion, by contract or by any other method the City deems advisable, for the account and at the expense of the Subdivider and its surety.

D. Subdivider acknowledges that the Estimated Total Costs and Improvement Security amounts set forth herein may not reflect the actual cost of construction or installation of the Improvements, and, consequently, City's damages for Subdivider's default shall be measured by the actual cost of completing the required Improvements. If the damages incurred by the City in taking over and completing the Improvements exceeds the principal amount of the improvement security, then the Subdivider shall reimburse the City in the amount of such excess damages.

E. Following Subdivider's receipt of written notice of alleged default and failure by Subdivider to promptly commence the cure of any alleged default and to diligently prosecute such cure to completion, City may, without liability for so doing, take possession of, and utilize in completing the Improvements, such materials, appliances, plant and other property belonging to Subdivider as may be on the site of the work and necessary for the performance of the work. Subdivider hereby consents to such entry by the City and its representatives, including contractors, following written notice to Subdivider upon the real property in the Subdivision owned by Subdivider and necessary for City to enter or access under this Agreement, in the event the City elects to maintain or complete the work on the Improvements following Subdivider's default.

F. Subdivider acknowledges and agrees that approval of the Final Map for the Subdivision conferred substantial rights upon the Subdivider, including the right to sell, lease or finance lots within the Subdivision, and that such approval constitutes the final act necessary to permit the division of land within the Subdivision. As a result, City will be damaged to the extent of the cost of construction or installation of the Improvements upon Subdivider's failure to perform its obligations under this Agreement, which failure is not promptly remedied by sureties or by Subdivider.

G. The City's failure to take an enforcement action with respect to a default, or to declare a default or breach, shall not be construed as a waiver of that default or breach or any subsequent default or breach of the Subdivider.

H. If City sues to compel Subdivider's performance of this Agreement, or to recover damages or costs incurred in completing or maintaining the work on the Improvements, and is the prevailing party, Subdivider agrees to pay all reasonable attorneys' fees and other costs and expenses of litigation incurred by the City in connection therewith, even if Subdivider subsequently resumes and completes the work.

12. RELATIONSHIP OF THE PARTIES

Neither Subdivider, nor any of Subdivider's contractors, employees or agents, are or shall be deemed to be, agents of the City in connection with the performance of Subdivider's obligations under this Agreement.

13. ASSIGNMENT

A. Subdivider shall not assign this Agreement, or any portion thereof without the prior written consent of the City in accordance with the Development Agreement. Any attempted or purported assignment in violation of this subparagraph A shall be null and void and shall have no force or effect.

B. The sale or other disposition of the Subdivision shall not relieve Subdivider of its obligations hereunder. If Subdivider intends to sell the Subdivision, or any portion thereof (except for the sale of individual lots with homes to individual purchasers), to any other person or entity, the Subdivider may request an assignment or novation of this Agreement and a substitution of improvement security. Upon the City's approval of the assignment or novation and substitution of improvement security, the Subdivider may request a release or reduction of the improvement security furnished pursuant to this Agreement.

14. NOTICES

All notices required or provided for in this Agreement shall be in writing and delivered in person or by mail, postage prepaid, and addressed as follows:

If to the City:	Art Vela Director of Public Works/City Engineer City of Banning 99 E. Ramsey Drive Banning, California 92220
If to the Subdivider:	To the address set forth above in the Subdivision Reference Data, or to such other address as may subsequently be designated in written notice to the City.

Notice shall be effective on the date that it is delivered in person, or, if mailed, three (3) days after the date of deposit in the United States Mail.

15. ENTIRE AGREEMENT

This Agreement constitutes the entire agreement of the parties with respect to its subject matter. All modifications, amendments, or waivers of any terms of this Agreement shall be in writing and signed by the duly authorized representatives of the parties. In the case of the City, the duly authorized representative, unless otherwise specified herein, shall be the City Engineer.

18. GOVERNING LAW

This Agreement shall be governed by the laws of the State of California.

19. EFFECTIVE DATE OF THE AGREEMENT

This Agreement shall be and become effective as of the date that it is executed by a duly authorized officer or employee of the City, it being the intention of the parties that the Subdivider shall first execute this Agreement and thereafter submit it to the City. The City shall insert the effective date in the Subdivision Reference Data in all counterparts of this Agreement and shall transmit a fully executed counterpart to the Subdivider.

IN WITNESS WHEREOF, the parties hereto have caused this Agreement to be executed by their respective officers, thereunto duly authorized, as of the dates set forth below their respective signatures.

[Note: All signatures must be acknowledged by a notary public and the acknowledgement must be attached. If signed by a Corporation, the signatures of two Corporate officers are required, unless a resolution of the Corporation's Board of Directors is provided indicating that the signature of the one signatory is sufficient to bind the Corporation.]

SUBDIVIDER

By: _____
Print Name: Michael Taylor
Title: Division President

Date: 8/21/2020

CITY

CITY OF BANNING

_____
MAYOR

ATTEST:

_____ (SEAL)
CITY CLERK

Approved as to form:

_____
CITY ATTORNEY

_____ (SEAL)
CITY CLERK

Approved as to form:

_____
CITY ATTORNEY

Bond Number: CMS0339956
Premium: $141.00 Annually

CITY OF BANNING

FAITHFUL PERFORMANCE BOND

Atwell PA7 Monumentation
(Name or Tract Number of Subdivision)

KNOW ALL MEN BY THESE PRESENTS:

WHEREAS, Pardee Homes of California (hereinafter designated as "Principal") has executed a Subdivision Improvement Agreement ("Agreement" herein) with the City of Banning, a municipal corporation of the State of California ("City" herein), whereby Principal agrees to construct, install, complete and guarantee for one year after acceptance thereof, certain designated public improvements generally identified as follows: Atwell PA7 Monumentation; and

WHEREAS, said Agreement is incorporated herein by this reference; and

WHEREAS, said Principal is required under the terms of said Agreement to furnish a corporate surety bond or other approved improvement security to guarantee the faithful performance of said Agreement;

NOW, THEREFORE, the Principal designated above, and RLI Insurance Company, as Surety, are held and firmly bound unto the City in the penal sum of Thirty Five Thousand One Hundred Sixty One and 25/100 Dollars ($35,161.25), lawful money of the United States, for the payment of which sum well and truly to be made, we bind ourselves, our heirs, successors, executors and administrators, jointly and severally, firmly by these presents.

The condition of this obligation is such that if the above-bounded Principal, his or its heirs, executors, administrators, successors, or assigns, shall in all things stand to, abide by, well and truly keep and perform the covenants, conditions and provisions in said Agreement and any modification thereof made as therein provided, on his or their part, to be kept and performed at the time and in the manner therein specified, and in all respects according to their true intent and meaning, and shall indemnify and save harmless the City, its officers, agents and employees, as therein stipulated; then this obligation shall become void; otherwise, this obligation shall be and remain in full force and effect.

As a part of the obligation secured hereby, and in addition to the face amount specified, costs and reasonable expenses and fees shall be included, including reasonable attorneys' fees, incurred by the City in successfully enforcing the obligation, all to be taxed as costs and included in any judgment rendered.

The Surety hereby stipulates and agrees that no change, extension of time, alteration or addition to the terms of the Agreement, the work to be performed thereunder, or the Improvement Plans and related specifications accompanying the Agreement shall in any manner affect its obligations on this bond. The Surety hereby waives notice of any such change, extension of time, alteration or addition to the terms of the Agreement, the work, or the Improvement Plans and related specifications.

IN WITNESS WHEREOF, this instrument has been duly executed by the above-named Principal and Surety as of the date or dates set forth below the signatures of their authorized officers.

Note: All signatures must be acknowledged before a notary public. Attach appropriate acknowledgment.

"PRINCIPAL"

Pardee Homes of California
(Type name of Principal)

1250 Corona POinte Court, Suite 600
(Street Address)

Corona, CA 92879
(City) (State) (Zip)

By: _____
(Signature of authorized officer)

Division President Michael C Taylor
(Title of officer)

Date: 8/24/2020

"SURETY"

RLI Insurance Company
(Type name of Surety)

6303 Owensmouth Ave 10th Floor
(Street Address)

ACKNOWLEDGMENT

A notary public or other officer completing this certificate verifies only the identity of the individual who signed the document to which this certificate is attached, and not the truthfulness, accuracy, or validity of that document.

State of California
County of Riverside)

On August 24th 2020 before me, Diana Karpowitz - Notary Public
(insert name and title of the officer)

personally appeared Michael C. Taylor,
who proved to me on the basis of satisfactory evidence to be the person(s) whose name(s) is/are subscribed to the within instrument and acknowledged to me that he/she/they executed the same in his/her/their authorized capacity(ies), and that by his/her/their signature(s) on the instrument the person(s), or the entity upon behalf of which the person(s) acted, executed the instrument.

I certify under PENALTY OF PERJURY under the laws of the State of California that the foregoing paragraph is true and correct.

WITNESS my hand and official seal.

DIANA KARPOWITZ
NOTARY PUBLIC - CALIFORNIA
COMMISSION # 2199345
RIVERSIDE COUNTY
My Comm. Exp. May 28, 2021

Signature Diana Karpowitz (Seal)

Woodland Hills, CA 91367
(City) (State) (Zip)

By: _____
(Signature of authorized officer)

Janina Monroe,Attorney-In-Fact
(Title of officer)

Date: 8/20/2020

APPROVED:

_____
City Attorney

ALL- PURPOSE
CERTIFICATE OF ACKNOWLEDGMENT

A notary public or other officer completing this certificate verifies only the identity of the individual who signed the document to which this certificate is attached, and not the truthfulness, accuracy, or validity of that document.

State of California }

County of Orange }

On AUG 20 2020 before me, M. Barreras, Notary Public,
(Here insert name and title of the officer)

personally appeared Janina Monroe,
who proved to me on the basis of satisfactory evidence to be the person~~(s)~~ whose name~~(s)~~ is/~~are~~ subscribed to the within instrument and acknowledged to me that ~~he~~/she/~~they~~ executed the same in ~~his~~/her/~~their~~ authorized capacity~~(ies)~~, and that by ~~his~~/her/~~their~~ signature~~(s)~~ on the instrument the person~~(s)~~, or the entity upon behalf of which the person~~(s)~~ acted, executed the instrument.

I certify under PENALTY OF PERJURY under the laws of the State of California that the foregoing paragraph is true and correct.

WITNESS my hand and official seal.

Notary Public Signature (Notary Public Seal)

M. BARRERAS
Notary Public – California
Orange County
Commission # 2217716
My Comm. Expires Nov 5, 2021

ADDITIONAL OPTIONAL INFORMATION

DESCRIPTION OF THE ATTACHED DOCUMENT

(Title or description of attached document)

(Title or description of attached document continued)

Number of Pages _____ Document Date _____

CAPACITY CLAIMED BY THE SIGNER

- ☐ Individual (s)
- ☐ Corporate Officer
  _____
  (Title)
- ☐ Partner(s)
- ☒ Attorney-in-Fact
- ☐ Trustee(s)
- ☐ Other _____

INSTRUCTIONS FOR COMPLETING THIS FORM

This form complies with current California statutes regarding notary wording and, if needed, should be completed and attached to the document. Acknolwedgents from other states may be completed for documents being sent to that state so long as the wording does not require the California notary to violate California notary law.

- State and County information must be the State and County where the document signer(s) personally appeared before the notary public for acknowledgment.
- Date of notarization must be the date that the signer(s) personally appeared which must also be the same date the acknowledgment is completed.
- The notary public must print his or her name as it appears within his or her commission followed by a comma and then your title (notary public).
- Print the name(s) of document signer(s) who personally appear at the time of notarization.
- Indicate the correct singular or plural forms by crossing off incorrect forms (i.e. ~~he~~/she/~~they,~~ is /~~are~~) or circling the correct forms. Failure to correctly indicate this information may lead to rejection of document recording.
- The notary seal impression must be clear and photographically reproducible. Impression must not cover text or lines. If seal impression smudges, re-seal if a sufficient area permits, otherwise complete a different acknowledgment form.
- Signature of the notary public must match the signature on file with the office of the county clerk.
  - Additional information is not required but could help to ensure this acknowledgment is not misused or attached to a different document.
  - Indicate title or type of attached document, number of pages and date.
  - Indicate the capacity claimed by the signer. If the claimed capacity is a corporate officer, indicate the title (i.e. CEO, CFO, Secretary).
- Securely attach this document to the signed document with a staple.

POWER OF ATTORNEY

RLI Insurance Company
Contractors Bonding and Insurance Company

9025 N. Lindbergh Dr. Peoria, IL 61615
Phone: 800-645-2402

Know All Men by These Presents:

That this Power of Attorney is not valid or in effect unless attached to the bond which it authorizes executed, but may be detached by the approving officer if desired.

That **RLI Insurance Company** and/or **Contractors Bonding and Insurance Company**, each an Illinois corporation, (separately and together, the "Company") do hereby make, constitute and appoint:

Paul Boucher, Janina Monroe, Dennis Langer, Michelle Haase, Timothy Noonan, Adriana Valenzuela, Jennifer Ochs, Martha Barreras, jointly or severally

in the City of Los Angeles, State of California its true and lawful Agent(s) and Attorney(s) in Fact, with full power and authority hereby conferred, to sign, execute, acknowledge and deliver for and on its behalf as Surety, in general, any and all bonds and undertakings in an amount not to exceed **Twenty Five Million** Dollars (**$25,000,000.00**) for any single obligation.

The acknowledgment and execution of such bond by the said Attorney in Fact shall be as binding upon the Company as if such bond had been executed and acknowledged by the regularly elected officers of the Company.

RLI Insurance Company and/or **Contractors Bonding and Insurance Company**, as applicable, have each further certified that the following is a true and exact copy of a Resolution adopted by the Board of Directors of each such corporation, and is now in force, to-wit:

> "All bonds, policies, undertakings, Powers of Attorney or other obligations of the corporation shall be executed in the corporate name of the Company by the President, Secretary, any Assistant Secretary, Treasurer, or any Vice President, or by such other officers as the Board of Directors may authorize. The President, any Vice President, Secretary, any Assistant Secretary, or the Treasurer may appoint Attorneys in Fact or Agents who shall have authority to issue bonds, policies or undertakings in the name of the Company. The corporate seal is not necessary for the validity of any bonds, policies, undertakings, Powers of Attorney or other obligations of the corporation. The signature of any such officer and the corporate seal may be printed by facsimile."

IN WITNESS WHEREOF, the **RLI Insurance Company** and/or **Contractors Bonding and Insurance Company**, as applicable, have caused these presents to be executed by its respective Vice President with its corporate seal affixed this 14th day of May, 2020.

CONTRACTORS BONDING AND INSURANCE COMPANY CORPORATE SEAL ILLINOIS

RLI INSURANCE COMPANY CORPORATE SEAL ILLINOIS

RLI Insurance Company
Contractors Bonding and Insurance Company

By: Barton W. Davis
Barton W. Davis — Vice President

State of Illinois
County of Peoria } SS

On this 14th day of May, 2020, before me, a Notary Public, personally appeared Barton W. Davis, who being by me duly sworn, acknowledged that he signed the above Power of Attorney as the aforesaid officer of the **RLI Insurance Company** and/or **Contractors Bonding and Insurance Company** and acknowledged said instrument to be the voluntary act and deed of said corporation.

By: Catherine D. Glover
Catherine D. Glover — Notary Public

NOTARY PUBLIC STATE OF ILLINOIS
CATHERINE D. GLOVER
OFFICIAL SEAL
Notary Public - State of Illinois
My Commission Expires
March 24, 2024

CERTIFICATE

I, the undersigned officer of **RLI Insurance Company** and/or **Contractors Bonding and Insurance Company**, do hereby certify that the attached Power of Attorney is in full force and effect and is irrevocable; and furthermore, that the Resolution of the Company as set forth in the Power of Attorney, is now in force. In testimony whereof, I have hereunto set my hand and the seal of the **RLI Insurance Company** and/or **Contractors Bonding and Insurance Company** this 20th day of August, 2020.

RLI Insurance Company
Contractors Bonding and Insurance Company

By: Jeffrey D Fick
Jeffrey D Fick — Corporate Secretary

0415930020212

A0058D19

Bond Number: CMS0339956
Premium: Included in performance bond

CITY OF BANNING

PAYMENT BOND

Atwell PA7 Monumentation
(Name or Tract Number of Subdivision)

KNOW ALL MEN BY THESE PRESENTS:

WHEREAS, Pardee Homes of California, (hereinafter designated as "Principal") has executed a Subdivision Improvement Agreement ("Agreement" herein) with the City of Banning, a municipal corporation of the State of California ("City" herein), whereby Principal agrees to construct, install and complete certain designated public improvements generally identified as follows: Atwell PA7 Monumentation; and

WHEREAS, said Agreement is dated _____, 20__ and is incorporated herein by this reference; and

WHEREAS, said Principal is required under the terms of said Agreement, before entering upon the performance of the work, to file with the City a good and sufficient payment bond, or other approved security, to secure the claims to which reference is made in Title 3 (commencing with Section 9000) of Part 6 of Division 4 of the California Civil Code and in Government Code Section 66497;

NOW, THEREFORE, the Principal designated above, and RLI Insurance Company, as Surety, are held firmly bound unto the City and all contractors, subcontractors, laborers, materialmen and other persons employed in the performance of said Agreement and referred to in the above-referenced Civil Code and Government Code in the sum of Thirty Five Thousand One*Dollars ($ 35,161.25), for materials furnished or labor thereon of any kind, or for amounts due under the Unemployment Insurance Act with respect to such work or labor; that said Surety will pay the same in an amount not exceeding the amount hereinabove set forth; and in case suit is brought upon this bond, will pay, in addition to the face amount thereof, costs and reasonable expenses and fees, including reasonable attorneys' fees, incurred by the City in successfully enforcing such obligation, to be awarded and fixed by the court, and to be taxed as costs and to be included in the judgment therein rendered.
*Hundred Sixty One and 25/100

It is hereby expressly stipulated and agreed that this bond shall inure to the benefit of any and all persons, companies and corporations entitled to file claims under Title 3 (commencing with Section 9000) of Part 6 of Division 4 of the Civil Code, and under Government Code Section 66497, so as to give a right of action to them or their assigns in any suit brought upon this bond.

Should the condition of this bond be fully performed, then this obligation shall become null and void, otherwise it shall be and remain in full force and effect.

The Surety hereby stipulates and agrees that no change, extension of time, alteration or addition to the terms of said Agreement or the Improvement Plans or related specifications accompanying the same shall in any manner affect its obligations on this bond, and it does hereby waive notice of any such change, extension, alteration or addition.

IN WITNESS WHEREOF, this instrument has been duly executed by the above-named Principal and Surety as of the date or dates set forth below the signatures of their authorized officers.

Note: All signatures must be acknowledged before a notary public. Attach appropriate acknowledgment.

"PRINCIPAL"

Pardee Homes of California
(Type name of Principal)

1250 Corona POinte Court, Suite 600
(Street Address)

Corona, CA 92879
(City) (State) (Zip)

By: _____
(Signature of authorized officer)

Division President Michael C Taylor
(Title of officer)

Date: 8/24/2020

"SURETY"

RLI Insurance Company
(Type name of Surety)

6303 Owensmouth Ave 10th Floor
(Street Address)

ACKNOWLEDGMENT

A notary public or other officer completing this certificate verifies only the identity of the individual who signed the document to which this certificate is attached, and not the truthfulness, accuracy, or validity of that document.

State of California
County of Riverside)

On August 24th 2020 before me, Diana Karpowitz - Notary Public
(insert name and title of the officer)

personally appeared Michael C. Taylor,
who proved to me on the basis of satisfactory evidence to be the person(s) whose name(s) is/are subscribed to the within instrument and acknowledged to me that he/she/they executed the same in his/her/their authorized capacity(ies), and that by his/her/their signature(s) on the instrument the person(s), or the entity upon behalf of which the person(s) acted, executed the instrument.

I certify under PENALTY OF PERJURY under the laws of the State of California that the foregoing paragraph is true and correct.

WITNESS my hand and official seal.

Signature Diana Karpowitz (Seal)

TGJ1 DIANA KARPOWITZ
NOTARY PUBLIC - CALIFORNIA
COMMISSION # 2199345
RIVERSIDE COUNTY
My Comm. Exp. May 28, 2021 TGJ1

Woodland Hills, CA 91367
(City) (State) (Zip)

By: _____
(Signature of authorized officer)

Janina Monroe, Attorney-In-Fact
(Title of officer)

Date: 8/20/2020

APPROVED:

_____
City Attorney

ALL- PURPOSE
CERTIFICATE OF ACKNOWLEDGMENT

A notary public or other officer completing this certificate verifies only the identity of the individual who signed the document to which this certificate is attached, and not the truthfulness, accuracy, or validity of that document.

State of California }

County of Orange }

On AUG 20 2020 before me, M. Barreras, Notary Public,
(Here insert name and title of the officer)

personally appeared Janina Monroe,
who proved to me on the basis of satisfactory evidence to be the person(s) whose name(s) is/are subscribed to the within instrument and acknowledged to me that he/she/they executed the same in his/her/their authorized capacity(ies), and that by his/her/their signature(s) on the instrument the person(s), or the entity upon behalf of which the person(s) acted, executed the instrument.

I certify under PENALTY OF PERJURY under the laws of the State of California that the foregoing paragraph is true and correct.

WITNESS my hand and official seal.

MBarreras
Notary Public Signature (Notary Public Seal)

M. BARRERAS
Notary Public - California
Orange County
Commission # 2217716
My Comm. Expires Nov 5, 2021

ADDITIONAL OPTIONAL INFORMATION

DESCRIPTION OF THE ATTACHED DOCUMENT

(Title or description of attached document)

(Title or description of attached document continued)

Number of Pages _____ Document Date _____

CAPACITY CLAIMED BY THE SIGNER

- ☐ Individual (s)
- ☐ Corporate Officer
  (Title)
- ☐ Partner(s)
- ☒ Attorney-in-Fact
- ☐ Trustee(s)
- ☐ Other _____

2015 Version www.NotaryClasses.com 800-873-9865

INSTRUCTIONS FOR COMPLETING THIS FORM

This form complies with current California statutes regarding notary wording and, if needed, should be completed and attached to the document. Acknowledgments from other states may be completed for documents being sent to that state so long as the wording does not require the California notary to violate California notary law.

- State and County information must be the State and County where the document signer(s) personally appeared before the notary public for acknowledgment.
- Date of notarization must be the date that the signer(s) personally appeared which must also be the same date the acknowledgment is completed.
- The notary public must print his or her name as it appears within his or her commission followed by a comma and then your title (notary public).
- Print the name(s) of document signer(s) who personally appear at the time of notarization.
- Indicate the correct singular or plural forms by crossing off incorrect forms (i.e. ~~he~~/she/~~they,~~ is /~~are~~) or circling the correct forms. Failure to correctly indicate this information may lead to rejection of document recording.
- The notary seal impression must be clear and photographically reproducible. Impression must not cover text or lines. If seal impression smudges, re-seal if a sufficient area permits, otherwise complete a different acknowledgment form.
- Signature of the notary public must match the signature on file with the office of the county clerk.
  - Additional information is not required but could help to ensure this acknowledgment is not misused or attached to a different document.
  - Indicate title or type of attached document, number of pages and date.
  - Indicate the capacity claimed by the signer. If the claimed capacity is a corporate officer, indicate the title (i.e. CEO, CFO, Secretary).
- Securely attach this document to the signed document with a staple.

POWER OF ATTORNEY

RLI Insurance Company
Contractors Bonding and Insurance Company

9025 N. Lindbergh Dr. Peoria, IL 61615
Phone: 800-645-2402

Know All Men by These Presents:

That this Power of Attorney is not valid or in effect unless attached to the bond which it authorizes executed, but may be detached by the approving officer if desired.

That **RLI Insurance Company** and/or **Contractors Bonding and Insurance Company**, each an Illinois corporation, (separately and together, the "Company") do hereby make, constitute and appoint:

Paul Boucher, Janina Monroe, Dennis Langer, Michelle Haase, Timothy Noonan, Adriana Valenzuela, Jennifer Ochs, Martha Barreras, jointly or severally

in the City of Los Angeles, State of California its true and lawful Agent(s) and Attorney(s) in Fact, with full power and authority hereby conferred, to sign, execute, acknowledge and deliver for and on its behalf as Surety, in general, any and all bonds and undertakings in an amount not to exceed **Twenty Five Million** Dollars (**$25,000,000.00**) for any single obligation.

The acknowledgment and execution of such bond by the said Attorney in Fact shall be as binding upon the Company as if such bond had been executed and acknowledged by the regularly elected officers of the Company.

RLI Insurance Company and/or **Contractors Bonding and Insurance Company**, as applicable, have each further certified that the following is a true and exact copy of a Resolution adopted by the Board of Directors of each such corporation, and is now in force, to-wit:

> "All bonds, policies, undertakings, Powers of Attorney or other obligations of the corporation shall be executed in the corporate name of the Company by the President, Secretary, any Assistant Secretary, Treasurer, or any Vice President, or by such other officers as the Board of Directors may authorize. The President, any Vice President, Secretary, any Assistant Secretary, or the Treasurer may appoint Attorneys in Fact or Agents who shall have authority to issue bonds, policies or undertakings in the name of the Company. The corporate seal is not necessary for the validity of any bonds, policies, undertakings, Powers of Attorney or other obligations of the corporation. The signature of any such officer and the corporate seal may be printed by facsimile."

IN WITNESS WHEREOF, the **RLI Insurance Company** and/or **Contractors Bonding and Insurance Company**, as applicable, have caused these presents to be executed by its respective Vice President with its corporate seal affixed this 14th day of May, 2020.

CONTRACTORS BONDING AND INSURANCE COMPANY CORPORATE SEAL ILLINOIS

RLI INSURANCE COMPANY CORPORATE SEAL ILLINOIS

RLI Insurance Company
Contractors Bonding and Insurance Company

By: Barton W. Davis
Barton W. Davis — Vice President

State of Illinois
County of Peoria } SS

On this 14th day of May, 2020, before me, a Notary Public, personally appeared Barton W. Davis, who being by me duly sworn, acknowledged that he signed the above Power of Attorney as the aforesaid officer of the **RLI Insurance Company** and/or **Contractors Bonding and Insurance Company** and acknowledged said instrument to be the voluntary act and deed of said corporation.

By: Catherine D. Glover
Catherine D. Glover — Notary Public

CATHERINE D. GLOVER
OFFICIAL SEAL
Notary Public - State of Illinois
My Commission Expires
March 24, 2024

NOTARY PUBLIC STATE OF ILLINOIS

CERTIFICATE

I, the undersigned officer of **RLI Insurance Company** and/or **Contractors Bonding and Insurance Company**, do hereby certify that the attached Power of Attorney is in full force and effect and is irrevocable; and furthermore, that the Resolution of the Company as set forth in the Power of Attorney, is now in force. In testimony whereof, I have hereunto set my hand and the seal of the **RLI Insurance Company** and/or **Contractors Bonding and Insurance Company** this 20th day of August, 2020.

RLI Insurance Company
Contractors Bonding and Insurance Company

By: Jeffrey D Fick
Jeffrey D Fick — Corporate Secretary

0415930020212

A0058D19

APPROVED BY
CITY OF BANNNG
JUN 30 2020
PUBLIC WORKS DEPT

Prepared By:	MDS Consulting
Date Prepared:	6/10/2020
Approved By:	
Date Approved:	
Tract No.:	37390-2
	Monumentation

City of Banning Engineering Division
Construction Cost Estimate for Bonding, Plan Check & Inspection Fees
(Subdivisions/Public Works/Commercial Projects)

ITEM	UNIT	QUANTITY	UNIT PRICE	TOTAL
MONUMENTATION				
2" Dia. Pipe (Tract Boundary)	Each	29	$ 100.00	$ 2,900.00
Spike & Washer	Each	181	$ 75.00	$ 13,575.00
1" Dia. Pipe (Lot Corners)	Each	141	$ 100.00	$ 14,100.00
SUBTOTAL				$ 30,575.00
15% Contingency				$ 4,586.25
TOTAL				$ 35,161.25
			Faithful Performance (100%)	$ 35,161.25
			Labor & Material (100%)	$ 35,161.25

IN THE CITY OF BANNING, STATE OF CALIFORNIA

TRACT NO. 37474, ATWELL

STREET IMPROVEMENT PLAN

GENERAL NOTES:

1. ALL WORK SHALL BE IN ACCORDANCE WITH THESE PLANS, THE CITY OF BANNING STANDARD PLANS, THE CONTRACT PROVISIONS AND THE STANDARD SPECIFICATIONS FOR PUBLIC WORKS CONSTRUCTION ("GREENBOOK"). ALL REFERENCE SPECIFICATIONS AND STANDARDS SHALL BE THE LATEST EDITION UNLESS OTHERWISE NOTED.
2. WHEN A TECHNICAL CONFLICT IS FOUND TO EXIST IN THE CONTRACT DOCUMENTS THAT CANNOT BE RESOLVED BY REFERENCE TO PRECEDENCE PROVISIONS IN THE "GREENBOOK," THE CONTRACTORS SHALL IMMEDIATELY REPORT SAID CONFLICT TO THE CITY ENGINEERS FOR RESOLUTION.
3. ALL MATERIALS AND METHODS ARE SUBJECT TO THE APPROVAL OF THE CITY ENGINEER.
4. CONSTRUCTION PERMITS SHALL BE OBTAINED FROM THE CITY OF BANNING, ENGINEERING DEPARTMENT, PRIOR TO THE START OF ANY WORK. INSPECTION COORDINATION SHALL BE REQUESTED AT LEAST TWO WORKING DAYS PRIOR TO THE START OF ANY WORK IN PUBLIC RIGHT-OF-WAY WITHIN THE CITY LIMITS. CALL (951) 922-3130 FOR AN INSPECTION REQUEST.
5. THE CONTRACTOR SHALL CONFORM TO ALL TRAFFIC CONTROL POLICIES, METHODS AND PROCEDURES DESCRIBED IN STATE OF CALIFORNIA MANUAL OF TRAFFIC CONTROLS, LATEST NON-METRIC EDITION, AND THE CURRENT EDITION OF THE CALIFORNIA MANUAL ON UNIFORM TRAFFIC CONTROL DEVICES (CA MUTCD), UNLESS OTHERWISE DIRECTED BY THE CITY ENGINEER.
6. IT SHALL BE THE RESPONSIBILITY OF THE CONTRACTOR TO MAINTAIN BARRICADES, DELINEATORS OR OTHER TRAFFIC CONTROL DEVICES AT ALL TIMES.
7. THE CONTRACTORS SHALL OBTAIN A PERMIT TO PERFORM EXCAVATION OR TRENCH WORK FOR TRENCHES FIVE (5) FEET OR GREATER IN DEPTH FROM THE CALIFORNIA STATE DIVISION OF INDUSTRIAL SAFETY.
8. THE WALLS AND FACES OF ALL EXCAVATIONS GREATER THAN FIVE (5) FEET IN DEPTH SHALL BE GUARDED BY SHORING, SLOPING OF THE GROUND OR OTHER APPROVED MEANS PURSUANT TO THE REQUIREMENTS OF THE DIVISION OF INDUSTRIAL SAFETY OF THE STATE OF CALIFORNIA. TRENCHES LESS THAN FIVE (5) FEET SHALL ALSO BE GUARDED WHEN THE POTENTIAL EXISTS FOR GROUND MOVEMENT.
9. NO MATERIAL OR EQUIPMENT SHALL BE STORED IN THE PUBLIC RIGHT-OF-WAY WITHOUT OBTAINING A SEPARATE PERMIT FOR THAT PURPOSE.
10. THE LOCATIONS OF UTILITIES SHOWN HAVE BEEN DETERMINED FROM AVAILABLE INFORMATION; HOWEVER, IT SHALL BE THE RESPONSIBILITY OF THE CONTRACTOR TO DETERMINE, IN THE FIELD, THE TRUE LOCATION AND ELEVATION OF ANY EXISTING UTILITIES, AND TO EXERCISE PROPER PRECAUTION TO AVOID DAMAGE THERETO. THE CONTRACTOR SHALL CONTACT UNDERGROUND SERVICE ALERT AT 1-800-277-2600 TWO WORKING DAYS BEFORE EXCAVATION.
11. THE CONTRACTOR SHALL COORDINATE CONSTRUCTION WITH ALL UTILITY COMPANIES INCLUDING, BUT NOT LIMITED TO, GAS, TELEPHONE, ELECTRIC, CABLE TELEVISION, LANDSCAPING, LANDSCAPE IRRIGATION, DOMESTIC WATER, RECLAIMED WATER, SEWER, STORM DRAIN, FLOOD CONTROL AND CALTRANS. ALL UTILITY COMPANIES SHALL BE GIVEN TWO WORKING DAYS' NOTICE PRIOR TO WORK AROUND THEIR FACILITIES.
12. THE CONTRACTOR SHALL NOT OPERATE ANY FIRE HYDRANT OR WATER MAIN VALVES WITHOUT APPROPRIATE AGENCY AUTHORIZATION. CONTRACTOR SHALL COORDINATE WITH THE WATER DEPARTMENT, CITY OF BANNING, FOR VALVE OPERATION AND WATER REQUIREMENTS.
13. CURVE DATA REFERS TO THE FACE OF CURB, UNLESS OTHERWISE NOTED.
14. STATIONING REFERS TO THE CENTERLINE OF STREETS EXCEPT WHERE OTHERWISE NOTED.
15. ADEQUATE CONSTRUCTION CONTROL STAKES SHALL BE SET BY THE ENGINEER TO ENABLE THE CONTRACTOR TO CONSTRUCT THE WORK TO THE PLAN GRADE. THE CONTRACTOR SHALL BE RESPONSIBLE FOR THE PRESERVATION OF BENCHMARKS AND CONSTRUCTION CONTROL STAKING DURING CONSTRUCTION.
16. THE CONTRACTOR SHALL NOT DISTURB EXISTING SURVEY MONUMENTS, MONUMENT TIES OR BENCHMARKS WITHOUT PRIOR NOTIFICATION TO THE CITY ENGINEER.
17. REMOVAL AND REPLACEMENT OF EXISTING SURVEY CONTROL, INCLUDING SURVEY MONUMENTS, MONUMENT TIES AND BENCHMARKS, SHALL BE DONE BY A REGISTERED CIVIL ENGINEER OR LICENSED LAND SURVEYOR. SURVEY MONUMENTS THAT WILL BE DESTROYED AS A RESULT OF THIS CONSTRUCTION SHALL BE REPLACED. THE CONTRACTOR SHALL NOTIFY THE ENGINEER ONE WEEK PRIOR TO CONSTRUCTION SO THAT TIES TO MONUMENTS CAN BE ESTABLISHED FOR LATER REPLACEMENT OF THE MONUMENT.
18. THE CONTRACTOR SHALL MAINTAIN ACCESS FOR LOCAL RESIDENTS AND BUSINESSES AT ALL TIMES. A MINIMUM TWELVE (12) FOOT LANE SHALL BE MAINTAINED AT ALL TIMES IN THE CONSTRUCTION AREA FOR RESIDENTS AND EMERGENCY VEHICLES.
19. THE CONTRACTOR SHALL PROVIDE AND MAINTAIN AN EFFECTIVE MEANS OF DUST CONTROL, INCLUDING ADEQUATE WATERING, AT ALL TIMES.
20. ALL GRADING OPERATIONS SHALL BE DISCONTINUED WHEN SUSTAINED WIND VELOCITIES EXCEED 25 MILES PER HOUR.
21. THE CONTRACTOR SHALL NOT CAUSE ANY EXCAVATED MATERIAL, MUD, SILT, OR DEBRIS TO BE DEPOSITED ONTO PUBLIC OR PRIVATE PROPERTY ADJACENT TO THE RIGHT-OF-WAY DURING CONSTRUCTION WITHOUT PRIOR WRITTEN APPROVAL.
22. NO TRENCH BACKFILL SHALL TAKE PLACE WITHOUT PRIOR APPROVAL OF THE CITY INSPECTOR.
23. A GEOTECHNICAL ENGINEER SHALL CERTIFY ALL BACKFILL COMPACTION; FAILURE TO OBTAIN THE REQUIRED DENSITY SHALL REQUIRE REWORKING OF THAT PORTION OF THE WORK UNTIL THE SPECIFIED DENSITY IS OBTAINED.
24. CARE SHOULD BE TAKEN TO PREVENT GRADES, DITCHES, AND SWALES FROM UNDERMINING STREET IMPROVEMENTS. UPON INSPECTION OF THE SITE, THE CITY ENGINEER MAY REQUIRE TEMPORARY NON-ERODIBLE SWALES ENTERING OR LEAVING IMPROVEMENTS.
25. THE FINAL LOCATION AND WIDTH OF DRIVEWAY APPROACH APRONS SHALL BE APPROVED AT THE TIME OF CONSTRUCTION AND SHALL CONFORM TO THE CITY OF BANNING STANDARD DETAILS.
26. ALL EXPOSED CONCRETE SURFACES SHALL CONFORM IN GRADE, COLOR AND FINISH TO MATCH EXISTING CONCRETE.
27. THE CONTRACTOR SHALL STAMP AN "S" IN THE FACE OF THE CURB AT THE LOCATION OF THE SEWER LATERAL.
28. NO CONCRETE SHALL BE PLACED UNTIL THE FORMS AND REINFORCING STEEL HAVE BEEN PLACED, INSPECTED AND APPROVED.
29. ALL UNDERGROUND UTILITIES SHALL BE INSTALLED, TESTED AND APPROVED PRIOR TO PAVING OF STREETS.
30. PAVEMENT STRUCTURAL SECTIONS SHOWN ARE MINIMUM AND SUBJECT TO REVISION AND APPROVAL OF THE CITY ENGINEER AS DETERMINED BY SOILS TESTS TAKEN AFTER COMPLETION OF ROUGH GRADING AND IN CONSIDERATION OF THE APPROPRIATE R-VALUE.
31. ACTUAL THICKNESS OF A.C. PAVEMENT AND/OR BASE COURSE MATERIAL FOR STRUCTURAL STREET SECTIONS SHALL BE RECOMMENDED BY A GEOTECHNICAL REPORT AND SUBMITTED TO THE CITY OF BANNING FOR APPROVAL UPON COMPLETION OF ROUGH GRADING.
32. ALL MANHOLES, CLEANOUT FRAMES, COVERS AND VALVE BOXES SHALL BE RAISED TO FINISHED GRADE BY THE PAVING CONTRACTOR UPON COMPLETION OF PAVING AND PER THE CITY OF BANNING'S REQUIREMENTS.
33. UPON COMPLETION OF CONSTRUCTION, CONTRACTOR SHALL RESTORE ALL SIGNING, STRIPING, BARRICADES, AND OTHER TRAFFIC CONTROL DEVICES TO THE SATISFACTION OF THE CITY ENGINEER.
34. CONTRACTOR SHALL RELOCATE AND/OR REPLACE LANDSCAPING, SPRINKLERS AND SIDEWALKS AFFECTED BY THE CONSTRUCTION TO THE SATISFACTION OF THE CITY ENGINEER.
35. AS-BUILT DRAWINGS SHALL BE PROVIDED BY THE CONTRACTOR TO THE ENGINEER OF RECORD, WHO SHALL PROVIDE RECORD DRAWINGS TO THE CITY ENGINEER.
36. IF AND WHEN TRAFFIC LOOP DETECTORS ARE DISTURBED, THEY SHALL BE REPLACED AS SOON AS POSSIBLE, PER THE CITY ENGINEER'S DIRECTION.
37. STREET NAME AND DIRECTIONAL SIGNS SHALL MEET ALL CA MUTCD AND CITY REQUIREMENTS.

LEGAL DESCRIPTION

PORTIONS OF LOTS 2 & 5; OF TRACT MAP NO. 34330, FILED IN BOOK 429 OF MAPS, PAGES 84 THROUGH 103, INCLUSIVE, IN THE OFFICE OF THE COUNTY RECORDER OF RIVERSIDE COUNTY, CALIFORNIA.

OWNER/APPLICANT/DEVELOPER

PARDEE HOMES
1250 CORONA POINTE COURT, SUITE 600
CORONA, CA 92879
(951) 428-4400
CONTACT: MICHAEL HEISHMAN

BASIS OF BEARINGS

THE BEARINGS FOR THIS SURVEY ARE BASED ON THE LINE BETWEEN STATIONS "TRAK" AND "MATH" (PORTIONS PER NATIONAL GEODETIC SURVEY, NAD 83, EPOCH 1995.5), AS SHOWN ON THE MAP FILED IN BOOK 102, PAGES 50 THROUGH 65 OF RECORDS OF SURVEY, IN THE OFFICE OF THE COUNTY RECORDER OF RIVERSIDE COUNTY, CALIFORNIA, BEING NORTH 52° 49' 02.84" EAST.

ASSESSORS PARCEL NUMBERS

PORTIONS OF 408-120-002, -005, -007

ENGINEER'S NOTES:

CONTRACTOR AGREES THAT HE SHALL ASSUME SOLE AND COMPLETE RESPONSIBILITY FOR JOB SITE CONDITIONS DURING THE COURSE OF CONSCTRUCTION OF THIS PROJECT, INCLUDING SAFETY OF ALL PERSONS AND PROPERTY; THAT THIS REQUIREMENT SHALL APPLY CONTINUOUSLY AND NOT BE LIMITED TO NORMAL WORKING HOURS, AND THAT THE CONTRACTOR SHALL DEFEND, INDEMNIFY AND HOLD THE OWNER AND THE ENGINEER HARMLESS FROM ANY ALL LIABILITY, REAL OR ALLEGED, IN CONNECTION WITH THE PERFORMANCE OF WORK ON THIS PROJECT, EXCEPTING FOR LIABILITY ARISING FROM THE SOLE NEGLIGENCE OF THE OWNER OR ENGINEER.

THE EXISTENCE AND LOCATION OF ANY UNDERGROUND UTILITIES OF STRUCTURES SHOWN ON THESE PLANS ARE OBTAINED BY A DILIGENT SEARCH OF AVAILABLE RECORDS, THE CONTRACTOR IS REQUIRED TO TAKE ALL PRECAUTIONARY MEASURES TO PROTECT THE UTILITIES SHOWN AND ANY OTHER LINES OR STRUCTURES NOT SHOWN ON THESE PLANS AND IS RESPONSIBLE FOR THE PROTECTION OF, ANY DAMAGE TO THESE LINES OR STRUCTURES. THE CONTRACTOR SHALL CALL UNDERGROUND SERVICE ALERT (USA) AT 1-800-227-2600 AT LEAST TWO WORKING DAYS PRIOR TO EXCAVATION IN ORDER TO DETERMINE ACTUAL FIELD LOCATION OF EXISTING UTILITIES.

BENCHMARK

ELEVATIONS AS SHOWN HEREON ARE IN TERMS OF THE NATIONAL GEODETIC VERTICAL DATUM OF NAVD 88 BASED LOCALLY UPON THE FOLLOWING BENCH MARK: 3-1/4" STANDARD ALUMINUM MWD DISK, FLUSH, LOCATED IN BANNING, 0.6 MILES SOUTH ALONG HIGHLAND SPRINGS AVENUE FROM THE INTERSECTION OF HIGHLAND SPRINGS AVENUE AND THE SOUTHERN PACIFIC RAILROAD BRIDGE, 17.5 FEET EAST OF THE CENTERLINE OF HIGHLAND SPRINGS AVENUE AT THE NORTHWEST CORNER OF CATCH BASIN AT THE TOP OF CURB, 0.5 FEET EAST OF FACE OF CURBS. ELEVATION=2534.10

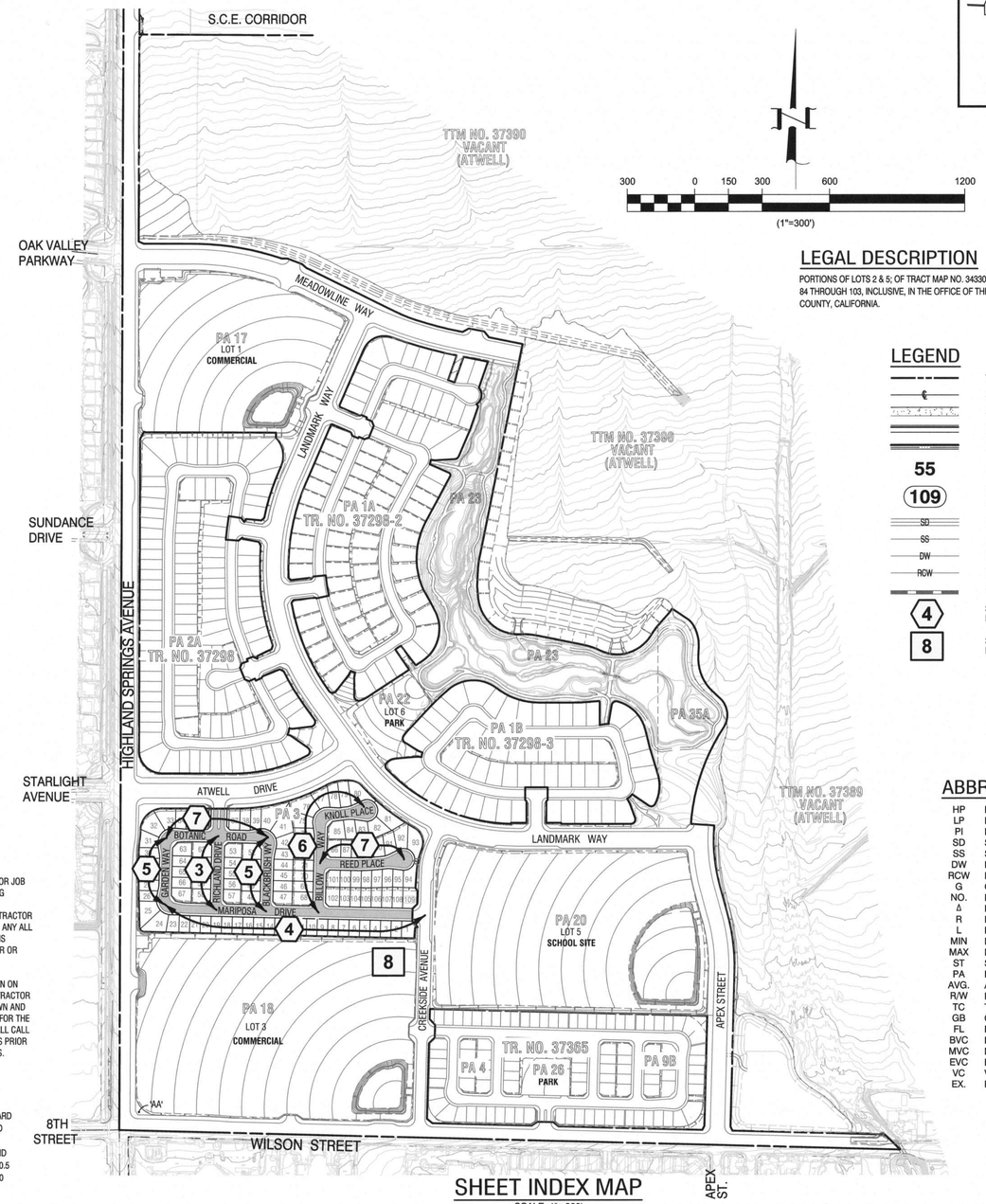

SHEET INDEX MAP
SCALE: 1"=300'

300 0 150 300 600 1200
(1"=300')

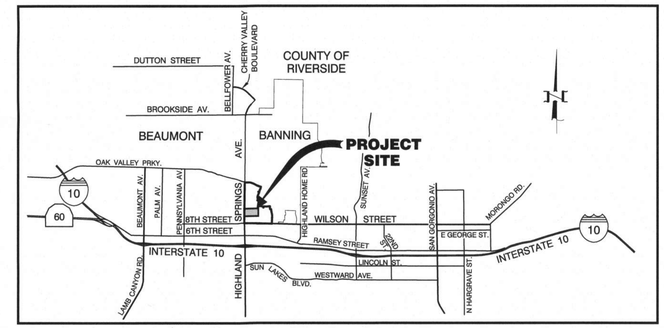

VICINITY MAP
NOT TO SCALE

LEGEND

	TRACT BOUNDARY
	STREET CENTERLINE
	SIDEWALK
	PROPOSED CURB & GUTTER
	PROPOSED WEDGE CURB & GUTTER
55	LOT NUMBER
109	HIGHEST SINGLE-FAMILY RESIDENTAIL LOT NUMBER
SD	PROPOSED STORM DRAIN
SS	PROPOSED SANITARY SEWER
DW	PROPOSED POTABLE WATER
RCW	PROPOSED NON-POTABLE WATER
	PROPOSED RETAINING WALL
4	STREET IMPROVEMENT PLAN & PROFILE SHEET NUMBER
8	SIGNING & STRIPING IMPROVEMENT PLAN SHEET NUMBER

ABBREVIATIONS

HP	HIGH POINT
LP	LOW POINT
PI	POINT OF INTERSECTION
SD	STORM DRAIN
SS	SANITARY SEWER
DW	POTABLE WATER
RCW	NON-POTABLE WATER
G	GAS
NO.	NUMBER
Δ	DELTA
R	RADIUS
L	LENGTH
MIN	MINIMUM
MAX	MAXIMUM
ST	STREET
PA	PLANNING AREA
AVG.	AVERAGE
R/W	RIGHT OF WAY
TC	TOP OF CURB
GB	GRADE BREAK
FL	FLOWLINE
BVC	BEGIN VERTICAL CURVE
MVC	MIDDLE VERTICAL CURVE
EVC	END VERTICAL CURVE
VC	VERTICAL CURVE
EX.	EXISTING

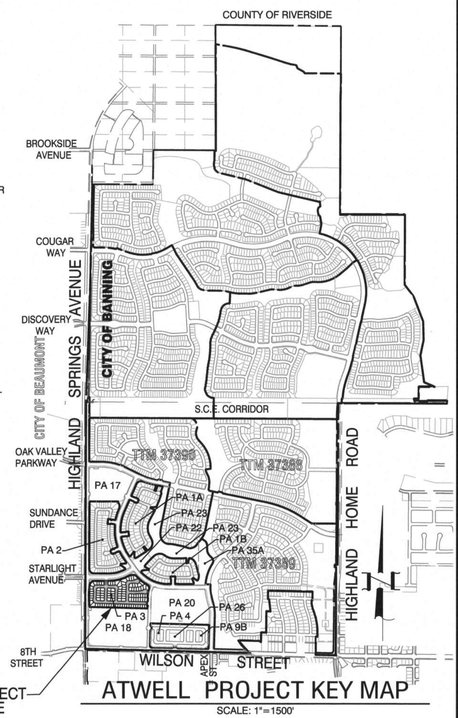

ATWELL PROJECT KEY MAP
SCALE: 1"=1500'

SHEET INDEX

SHEET 1	TITLE SHEET AND SHEET INDEX MAP
SHEET 2	STREET TYPICAL SECTIONS, CONSTRUCTION NOTES AND DETAILS
SHEET 3	RICHLAND DRIVE - STREET PLAN AND PROFILE
SHEET 4	MARIPOSA DRIVE - STREET PLAN AND PROFILE
SHEET 5	GARDEN WAY & BLACKBRUSH WAY - STREET PLAN AND PROFILE
SHEET 6	BILLOW WAY & KNOLL PLACE - STREET PLAN AND PROFILE
SHEET 7	BOTANIC ROAD & REED PLACE - STREET PLAN AND PROFILE
SHEET 8	SIGNING & STRIPING PLAN
SHEET 9	DETAILS
SHEET 10	DETAILS

Call before you Dig
Avoid cutting underground utility lines. It's costly.
Call 811 or 1-800-227-2600

REVISIONS

MARK		APPR.	DATE

PLANS PREPARED BY:
MDS CONSULTING
MORSE SCHULTZ
17320 Redhill Avenue
Suite 350
Irvine, CA 92614
Voice: 949-251-8821
PLANNERS ENGINEERS SURVEYORS

SUBMITTED BY:
EDWARD J. LENTH
RCE# 052496 EXP. 12-31-20
DATE

REGISTERED PROFESSIONAL ENGINEER
EDWARD J. LENTH
No. 052496
Exp. 12-31-20
CIVIL
STATE OF CALIFORNIA

BANNING, CA
STAGECOACH TOWN USA
Proud History • Prosperous Tomorrow

CITY OF BANNING

RECOMMENDED FOR APPROVAL BY:
KEVIN D. SIN, RCE #71299 EXP. 12/31/19
SENIOR CIVIL ENGINEER
DATE 6/25/19

APPROVED BY:
ARTURO VELA, RCE #75596 EXP. 6/30/20
PUBLIC WORKS DIRECTOR/CITY ENGINEER
DATE 6/26/19

STREET IMPROVEMENT PLAN
TRACT NO. 37474
ATWELL
TITLE SHEET AND SHEET INDEX MAP

W.O. No.
CIP No.
PROJECT No.
SHEET 1 OF 10

TRACT NO. 37474, STREET IMPROVEMENT PLAN

MDS Proj. Data: I:\89424\ENGINEERING\Plans\Street
Created: 05.14.2019 06:24:25 PM Author:----
Last Edit: 06.17.2019 01:31:41 PM By: Station178
MDS File: 89424 37474 STSHD1 TT.dwg
Plot Scale: 0.386863 Dwg Scale: ----
Plot Date: 06.18.2019 11:03:53 AM By: station178

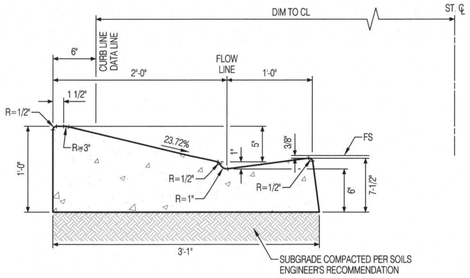

NOTES:
1. CONCRETE SHALL BE CLASS 520-C-2500 P.C.C. CURED WITH WHITE PIGMENTED CURING COMPOUND.
2. FINISH SHALL BE FINE BROOM.
3. FLOWLINE SHALL BE STEEL TROWEL FINISH.
4. CURB SHALL HAVE WEAKENED PLANE JOINTS AT 10' INTERVAL; NO SCORE LINES ALLOWED.
5. SUBGRADE SHALL BE COMPACTED PER SOILS ENGINEER'S RECOMMENDATIONS UNDER CURB AND GUTTER.
6. WHEN CURB AND GUTTER IS PLACED BY AN EXTRUSION MACHINE, FINISH WORK SHALL PROVIDENT AN ACCEPTABLE FINISH AND WEAKENED PLANE JOINTS MAY BE SAWCUT.
7. MINIMUM GRADE = 0.40%
8. PAVEMENT SURFACE SHALL BE FLUSH WITH THE EDGE OF GUTTER (NO LIP) WHEN FRONTING THE BOTTOM OF A ACCESS RAMP.

2 6" WEDGE CURB & GUTTER CURB

NTS

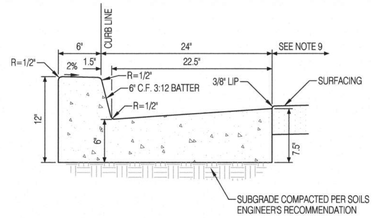

NOTES:
1. CONCRETE SHALL BE CLASS 520-C-2500 P.C.C. CURED WITH WHITE PIGMENTED CURING COMPOUND.
2. FINISH SHALL BE STEEL TROWEL FINISH.
3. FLOWLINE SHALL BE STEEL TROWEL FINISH.
4. CURB SHALL HAVE WEAKENED PLANE JOINTS AT 10' INTERVAL; NO SCORE LINES ALLOWED.
5. SUBGRADE SHALL BE COMPACTED PER SOILS ENGINEER'S RECOMMENDATIONS UNDER CURB AND GUTTER.
6. WHEN CURB AND GUTTER IS PLACED BY AN EXTRUSION MACHINE, FINISHING WORK SHALL PROVIDE AN ACCEPTABLE FINISH AND WEAKENED PLANE JOINTS MAY BE SAWCUT.
7. MINIMUM GRADE = 0.40%.
8. A MIN. 1' WIDE AC PAVEMENT REPAIR SECTION SHALL BE CONSTRUCTED WHEN CURB AND GUTTER IS PLACED ADJACENT TO EXISTING AC PAVEMENT.
9. PAVEMENT SURFACE SHALL BE FLUSH WITH THE EDGE OF GUTTER (NO LIP) WHEN FRONTING THE BOTTOM OF AN ACCESS RAMP.

4 MODIFIED TYPE "A" CURB AND GUTTER (6")

CITY STD. DWG. NO. C-200 (NO CLASS 2 AGGREGATE)
NTS

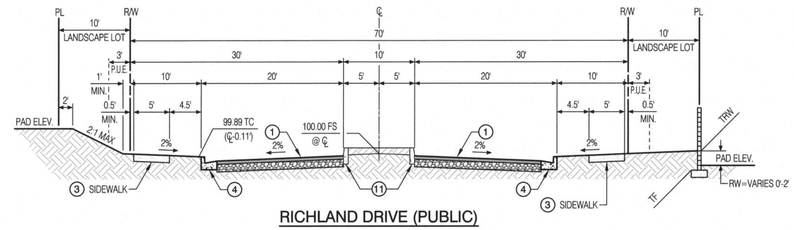

RICHLAND DRIVE (PUBLIC)

(NEIGHBORHOOD ENTRY) TI=5.5
LOOKING NORTH
SCALE: HORIZ - 1"=10'
VERT - 1"=5'

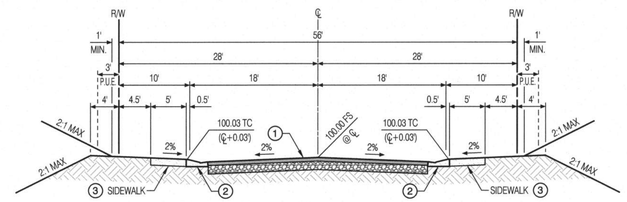

RICHLAND DRIVE, MARIPOSA DRIVE, GARDEN WAY, BLACKBRUSH WAY, BILLOW ROAD, KNOLL PLACE AND REED PLACE (PUBLIC)

(MODIFIED LOCAL RESIDENTIAL STREET) TI=5.5
SCALE: HORIZ - 1"=10'
VERT - 1"=5'

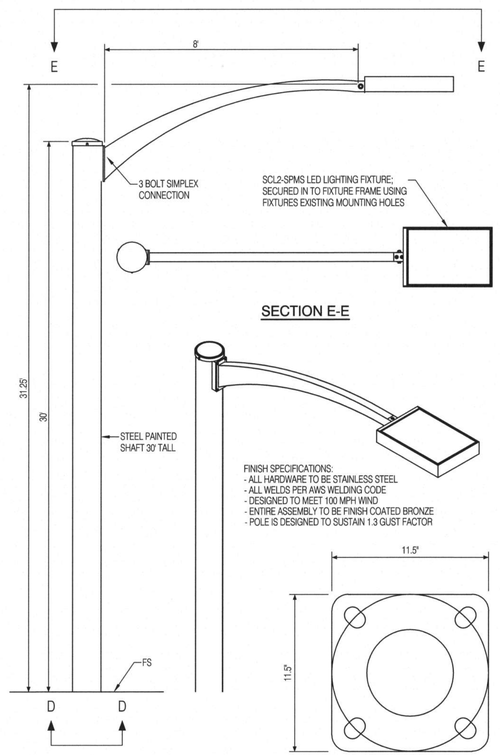

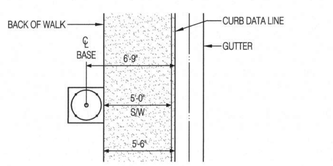

DETAIL 1

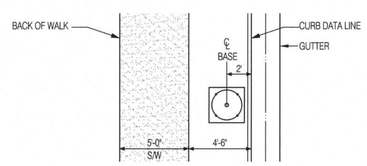

DETAIL 2

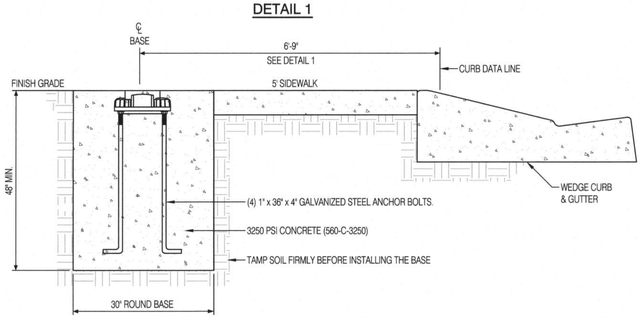

CURB ADJACENT SIDEWALK

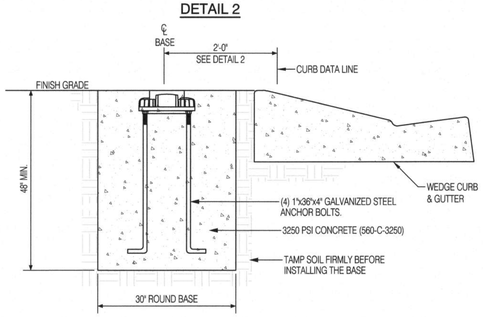

CURB AWAY SIDEWALK

FOR ST. LIGHT AT RICHLAND DRIVE STA. 13+70.00 ONLY.

NOTES:
1. THE BOLT PATTERN TEMPLATE SHOWN IS TYPICAL FOR MANY POLES. CONTRACTOR TO OBTAIN PROPER TEMPLATE FOR THE SPECIFIC POLE USED.
2. CONTACT THE C.O.B. ELECTRIC INSPECTOR 24 HOURS PRIOR TO POURING THE CONCRETE BASE. THE CONCRETE BASE MUST SIT FOR A MINIMUM OF 3 DAYS BEFORE INSTALLING STREETLIGHT POLE.
3. THE STREETLIGHT FOUNDATION SHALL BE CONSTRUCTED IN ONE POUR OF CONCRETE CLASS 560-C-3250 WITH A MAXIMUM 4-INCH SLUMP PER REQUIREMENTS LISTED IN SECTION 201 OF THE STANDARD SPECIFICATIONS FOR PUBLIC WORKS CONSTRUCTION. THE BOTTOM OF THE FOUNDATION SHALL REST SECURELY ON FIRM, UNDISTURBED SOIL AND SURROUNDING SOIL MUST BE COMPACTED TO AT LEAST 90%.
4. 4. IN EXTREME SOIL CONDITIONS AND WITH WRITTEN APPROVAL BY THE C.O.B. ELECTRIC INSPECTOR, 30' OF #6 BARE COPPER SOFT-DRAWN WIRE MAY BE INSTALLED IN LIEU OF THE PREFERRED GROUND ROD. 24" OF THIS GROUND MUST BE SPOOLED ABOVE THE CONCRETE BASE INSIDE OF THE STREETLIGHT POLE AND THE EXCESS WIRE BELOW THE CONCRETE BASE MUST BE COILED NEATLY IN THE FIRMLY TAMPED SOIL.

8 LED SOLAR STREET LIGHT INSTALLATION BEHIND SIDEWALK

NTS

CONSTRUCTION NOTES AND ESTIMATED QUANTITIES

	STREET IMPROVEMENTS	UNIT	QUANTITY
1	CONSTRUCT 4" AC PAVEMENT OVER 6" CLASS 2 AGGREGATE BASE.	SF	121,231
2	CONSTRUCT 6" WEDGE CURB & GUTTER PER DET. SHT. NO. 2.	LF	6,739
3	CONSTRUCT SIDEWALK PER CITY OF BANNING STD. DWG. NO. C-213 (W=PER PLAN).	SF	34,941
4	CONSTRUCT MODIFIED TYPE "A" CURB AND GUTTER (6") PER CITY STD. DWG. NO. C-200 AND DET. SHT. NO. 2 (NO CLASS 2 AGGREGATE BASE).	LF	136
5	ADJUST WATER VALVE TO GRADE PER CITY OF BANNING STD. DWG. NO. W-20.	EA	28
6	ADJUST STORM DRAIN MANHOLE TO GRADE PER CITY OF BANNING STD. DWG. NO. S-5.	EA	5
7	ADJUST SEWER MANHOLE TO GRADE PER CITY OF BANNING STD. DWG. NO. S-5.	EA	17
8	INSTALL LED SOLAR STREET LIGHT PER DET SHT. NO. 2.	EA	11
9	CONSTRUCT MODIFIED CROSS GUTTER AND SPANDREL PER CITY OF BANNING STD. DWG. NO. C-211 AND DET. SHT. NO. 9.	SF	3,943
10	CONSTRUCT MODIFIED ACCESS RAMP, TYPE I, PER CITY OF BANNING STD. DWG. NO. C-214 AND DET. SHT. NO. 9.	EA	12
11	CONSTRUCT MODIFIED TYPE "D" 6" CURB ONLY PER CITY OF BANNING STD. DWG. NO. C-203 AND DET. SHT. NO. 9 (NO CLASS II AGGREGATE BASE).	LF	187
12	CONSTRUCT MODIFIED LOCAL DEPRESSION PER R.C.F.C. & W.C.D. STD. DWG. NO. LD201 AND DET. SHT. NO. 9. ALSO SEE DETAILS ON STORM DRAIN IMPROVEMENT PLAN.	EA	4
13	CONSTRUCT CURB AND GUTTER TRANSITION PER DET. SHT. NO. 9.	EA	2
14	CONSTRUCT EXTENDED SIDEWALK AT CATCH BASIN PER DET. SHT. NO. 9.	SF	93
15	REMOVE EXISTING BARRICADE.	EA	3
16	CONSTRUC MODIFIED UNDERSIDEWALK DRAIN (REVERSE DRAINING PER CITY OF BANNING STD. DWG. NO. C-218 AND DET. SHT. NO. 3.	EA	1
17	CONSTRUCT MODIFIED LOCAL DEPRESSION PER R.C.F.C. &W.C.D. STD. DWG. NO LD201 AND DET. SHT. NO. 10.	EA	1
18	CONSTRUCT MODIFIED LOCAL DEPRESSION PER R.C.F.C. & W.C.D. STD. DWG. NO. LD201 AND DET. SHT. NO. 9. ALSO SEE DETAILS ON STORM DRAIN IMPROVEMENT PLAN.	EA	2
	SIGNING AND STRIPING	**UNIT**	**QUANTITY**
20	INSTALL BLUE REFLECTIVE FIRE HYDRANT PAVEMENT MARKER PER CITY STD. DWG. NO. W-18.	EA	12
21	INSTALL MODIFIED SIGN POST PER R.C.T.D. STD. DWG. NO. 816 AND DET. SHT. NO. 10.	EA	11
22	INSTALL MODIFIED STREET NAME SIGN PER R.C.T.D. STD. DWG. NO. 816 AND DET. SHT. NO. 10.	EA	12
23	INSTALL R1-1 SIGN ("STOP") PER CA MUTCD STD. AND DET. SHT. NO. 8.	EA	6
24	INSTALL "STOP" PAVEMENT MARKING PER CALTRANS STD. DWG. NO. A24D.	EA	8
25	INSTALL 12" WHITE STOP BAR STRIPE PER CALTRANS STD. DWG. NO. A24E.	LF	146
26	INSTALL W14-2 SIGN PER CA MUTCD AND DET. SHT. NO. 8.	EA	1
27	INSTALL OM1-3 MARKER PER CA MUTCD STD. AND DET. SHT. NO. 8.	EA	2
28	INSTALL R1-1 SIGN ("STOP") PER CA MUTCD STD. AND DET. SHT. NO. 8.	EA	2
29	INSTALL TELESPAR SQUARE TUBULAR SIGN POST PER DET. SHT. NO. 2.	EA	1

SIGNING AND STRIPING GENERAL NOTES:

1. ALL MATERIAL AND WORK SHALL CONFORM TO THE LATEST EDITION OF CITY OF BANNING STANDARD PLANS, CALTRANS STANDARD PLANS AND STANDARD SPECIFICATIONS, AND CALIFORNIA MANUAL ON UNIFORM TRAFFIC CONTROL DEVICES.
2. ALL TRAFFIC STRIPES, PAVEMENT MARKINGS, AND SIGNS SHALL BE REFLECTORIZED AND IN STANDARD SIZE. ALL STRIPING AND MARKING DETAILS SHALL MATCH CALTRANS STANDARD PLANS DETAILS. STENCILS FOR PAVEMENT MARKING SHALL MATCH CALTRANS STANDARD PLANS.
3. THE CONTRACTOR SHALL REMOVE ALL CONFLICTING STRIPES, PAVEMENT MARKINGS, AND RAISED PAVEMENT MARKERS IN ACCORDANCE WITH THE PLANS AND AS DIRECTED BY THE ENGINEER. WORD OR SYMBOL PAVEMENT MARKINGS SHALL BE REMOVED BY SANDBLASTING OR GRINDING A RECTANGULAR AREA COVERING THE WHOLE MARKING.
4. ALL CROSSWALKS SHALL HAVE 10 FEET IN BETWEEN THE 12-INCH WHITE OR YELLOW STRIPES.
5. ALL DOUBLE YELLOW STRIPES SHALL HAVE 3-INCH PAINTED BLACK LINE SEPARATING THE YELLOW STRIPES.
6. THE CONTRACTOR SHALL FURNISH AND INSTALL ALL TRAFFIC STRIPES, RAISED PAVEMENT MARKERS (RPMS), PAVEMENT MARKINGS, AND SIGNS IN ACCORDANCE WITH THE PLANS AND AS DIRECTED BY THE ENGINEER.
7. ALL PAVEMENT MARKINGS INCLUDING CROSSWALKS, LIMIT LINES, AND STOP BARS SHALL BE APPLIED WITH THERMOPLASTIC MATERIAL. ALL OTHER TRAFFIC STRIPES SHALL BE PAINTED IN TWO COATS.
8. ALL RPMS SHALL BE INSTALLED WITHIN SEVEN WORKING DAYS OF ROADWAY STRIPING. ALL EXISTING RPMS WITHIN THE PROJECT AREA SHALL BE REPLACED IN KIND OR REMOVED IN ACCORDANCE WITH THE PLANS, OR AS DIRECTED BY THE ENGINEER.
9. THE CONTRACTOR SHALL INSTALL STANDARD SIZE SIGN PANEL ON 2" SQUARE PERFORATED STEEL TUBE POST WITH TWO PIECE ANCHOR AND SLEEVE, FASTENED WITH 3/8" RIVETS WITH STAINLESS STEEL WASHERS, UNLESS OTHERWISE NOTED. THE EXACT LOCATION OF ALL SIGNS SHALL BE DETERMINED IN THE FIELD BY THE ENGINEER.
10. THE CONTRACTOR SHALL REMOVE SIGNS IN ACCORDANCE WITH THE PLANS AND AS DIRECTED BY THE ENGINEER. THE CONTRACTOR SHALL DELIVER REMOVED SIGNS TO THE CITY YARD OR AS DIRECTED BY THE ENGINEER.
11. THE CONTRACTOR SHALL SUBMIT A TRAFFIC SIGNAL TIMING SHEET TO THE CITY FOR REVIEW AND APPROVAL PRIOR TO THE BEGINNING OF CONSTRUCTION OF ANY NEW OR MODIFIED TRAFFIC SIGNAL. THE TIMING SHEET WILL MEET ALL REQUIREMENTS PER THE LATEST CALIFORNIA MUTCD, PART 4 "HIGHWAY TRAFFIC SIGNALS".
12. THE CONTRACTOR SHALL REPLACE ALL SIGNING AND STRIPING WITHIN PROJECT LIMITS DAMAGED OR ALTERED BY THE PROJECT, AS DETERMINED BY THE CITY ENGINEER.

Call before you Dig
Avoid cutting underground utility lines. It's costly.
Call 811 or 1-800-227-2600

REVISIONS

MARK		APPR	DATE

PLANS PREPARED BY:
MDS CONSULTING
MORSE SCHULTZ
17320 Redhill Avenue
Suite 350
Irvine, CA 92614
Voice: 949-251-8821
PLANNERS ENGINEERS SURVEYORS

SUBMITTED BY:
EDWARD J. LENTH
RCE# 052496 EXP. 12-31-20
6/18/19
DATE

REGISTERED PROFESSIONAL ENGINEER
EDWARD J. LENTH
No. 052496
Exp. 12-31-20
CIVIL
STATE OF CALIFORNIA

BANNING, CA
STAGECOACH TOWN USA
Proud History • Prosperous Tomorrow

CITY OF BANNING

RECOMMENDED FOR APPROVAL BY:
KEVIN D. SIN, RCE #71299 EXP. 12/31/19
SENIOR CIVIL ENGINEER
6/25/19
DATE

APPROVED BY:
ARTURO VELA, RCE #75696 EXP. 6/30/20
PUBLIC WORKS DIRECTOR/CITY ENGINEER
6/26/19
DATE

STREET IMPROVEMENT PLAN
TRACT NO. 37474
ATWELL
STREET SECTIONS, DETAILS, CONSTRUCTION NOTES & QUANTITIES

W.O. No.
CIP No.
PROJECT No.
SHEET 2 OF 10

TRACT NO. 37474, STREET IMPROVEMENT PLAN

MDS Proj. Data: I:\89424\ENGINEERING\Plans\Street
Created: 06.18.2019 10:24:56 AM Author:----
Last Edit: 06.18.2019 11:02:55 AM By: Station178
MDS File: 89424 37474 STSht02 SE.dwg
Plot Scale: 0.386863 Dwg Scale: ----
Plot Date: 06.18.2019 11:16:46 AM By: station178

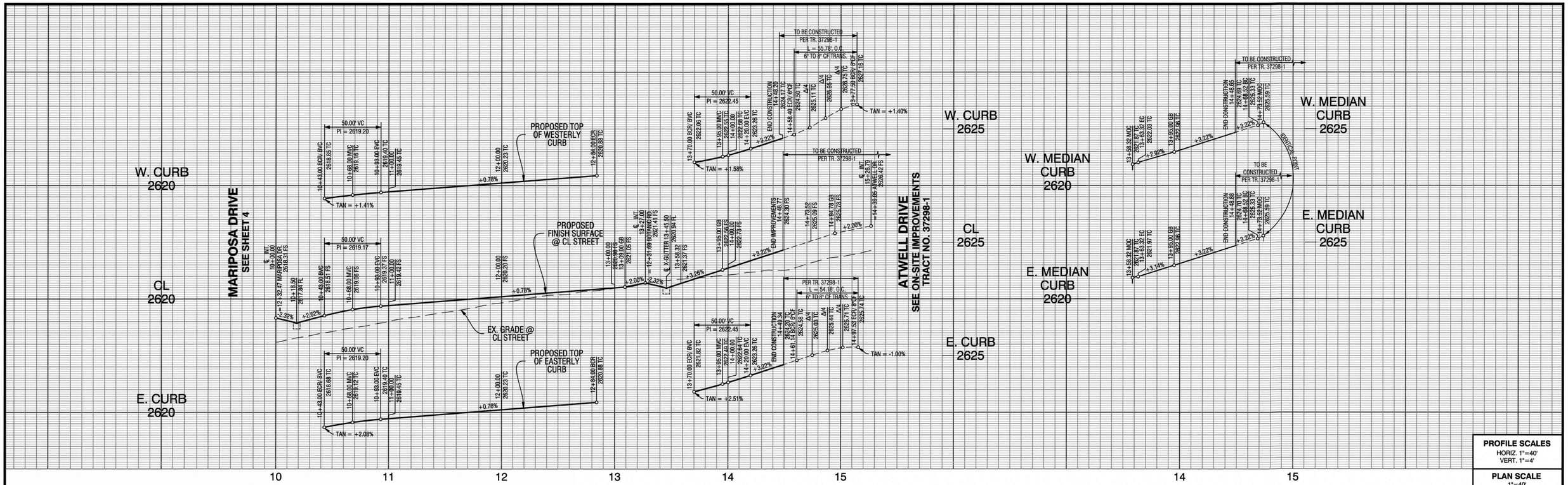

PROFILE SCALES
HORIZ. 1"=40'
VERT. 1"=4'

PLAN SCALE
1"=40'

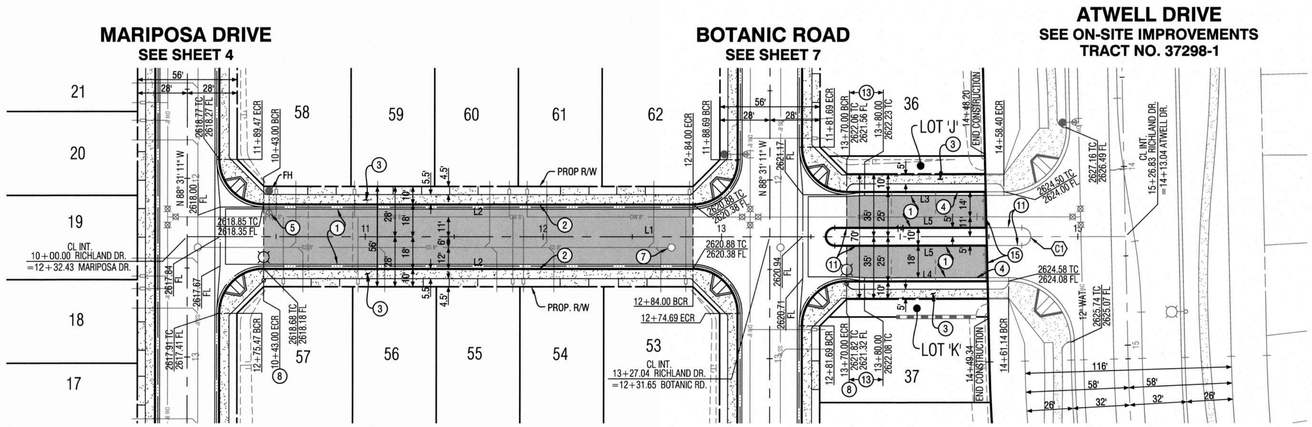

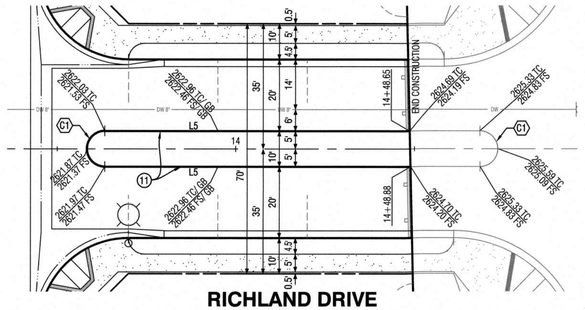

RICHLAND DRIVE
MEDIAN DETAIL
SCALE: 1" = 20'

RICHLAND DRIVE

CURVE TABLE				
CURVE #	DELTA	RADIUS	LENGTH	TANGENT
C1	180° 00' 00"	5.00'	15.71'	

LINE TABLE		
LINE #	BEARING	DISTANCE
L1	N 1° 28' 49" E	526.79'
L2	N 1° 28' 49" E	241.00'
L3	S 1° 28' 49" W	88.40'
L4	N 1° 28' 49" E	91.14'
L5	N 1° 28' 49" E	105.20'

0 20 40 80 160
1"=40' GRAPHIC SCALE

CONSTRUCTION NOTES:

1. CONSTRUCT 4" AC PAVEMENT OVER 6" CLASS 2 AGGREGATE BASE.
2. CONSTRUCT 6" WEDGE CURB AND GUTTER (6") PER DET. SHT. NO. 2
3. CONSTRUCT SIDEWALK PER CITY OF BANNING STD. DWG. NO. C-213 (W=PER PLAN).
4. CONSTRUCT MODIFIED TYPE "A" CURB AND GUTTER (6") PER CITY OF BANNING STD. DWG. NO. C-200 AND DET. SHT. NO. 2 (NO CLASS 2 AGGREGATE BASE).
5. ADJUST WATER VALVE TO GRADE PER CITY STD. DWG. NO. W-20.
7. ADJUST SEWER MANHOLE TO GRADE PER CITY OF BANNING STD. DWG. NO. S-5.
8. INSTALL LED SOLAR STREET LIGHT PER DET. SHT. NO. 2.
11. CONSTRUCT MODIFIED TYPE "D" 6" CURB ONLY PER CITY OF BANNING STD. DWG. NO. C-203 AND DET. SHT. NO. 9 (NO CLASS 2 AGGREGATE BASE).
13. CONSTRUCT CURB AND GUTTER TRANSITION PER DET. SHT. NO. 9.
15. REMOVE EXISTING BARRICADE.

Call before you Dig
Avoid cutting underground utility lines. It's costly.
Call 811 or 1-800-227-2600

REVISIONS

MARK		APPR.	DATE

PLANS PREPARED BY:
MDS CONSULTING
MORSE SCHULTZ
17320 Redhill Avenue
Suite 350
Irvine, CA 92614
Voice: 949-251-8821
PLANNERS ENGINEERS SURVEYORS

SUBMITTED BY:
EDWARD J. LENTH 6/18/19 DATE
RCE# 052496 EXP. 12-31-20

REGISTERED PROFESSIONAL ENGINEER
EDWARD J. LENTH
No. 052496
Exp. 12-31-20
CIVIL
STATE OF CALIFORNIA

BANNING, CA
STAGECOACH TOWN USA
Proud History • Prosperous Tomorrow

CITY OF BANNING
RECOMMENDED FOR APPROVAL BY:
KEVIN D. SIN, RCE #71299 EXP. 12/31/19 6/25/19 DATE
SENIOR CIVIL ENGINEER
APPROVED BY:
ARTURO VELA, RCE #75696 EXP. 6/30/20 6/26/19 DATE
PUBLIC WORKS DIRECTOR/CITY ENGINEER

STREET IMPROVEMENT PLAN
TRACT NO. 37474
ATWELL
RICHLAND DRIVE
STA. 10+00.00 TO 12+84.04 13+48.04 TO 15+26.83

W.O. No.
CIP No.
PROJECT No.
SHEET 3 OF 10

TRACT NO. 37474, STREET IMPROVEMENT PLAN

MDS Proj. Data: I:\89424\engineering\plans\street
Created: 03.01.2019 09:15:40 AM Author:----
Last Edit: 06.17.2019 01:16:00 PM By: Station178
MDS File: 89424 XRB STBDR (37474).dwg
Plot Scale: 0.395883 Dwg Scale: ----
Plot Date: 06.21.2017 7:32:43 AM By: station178

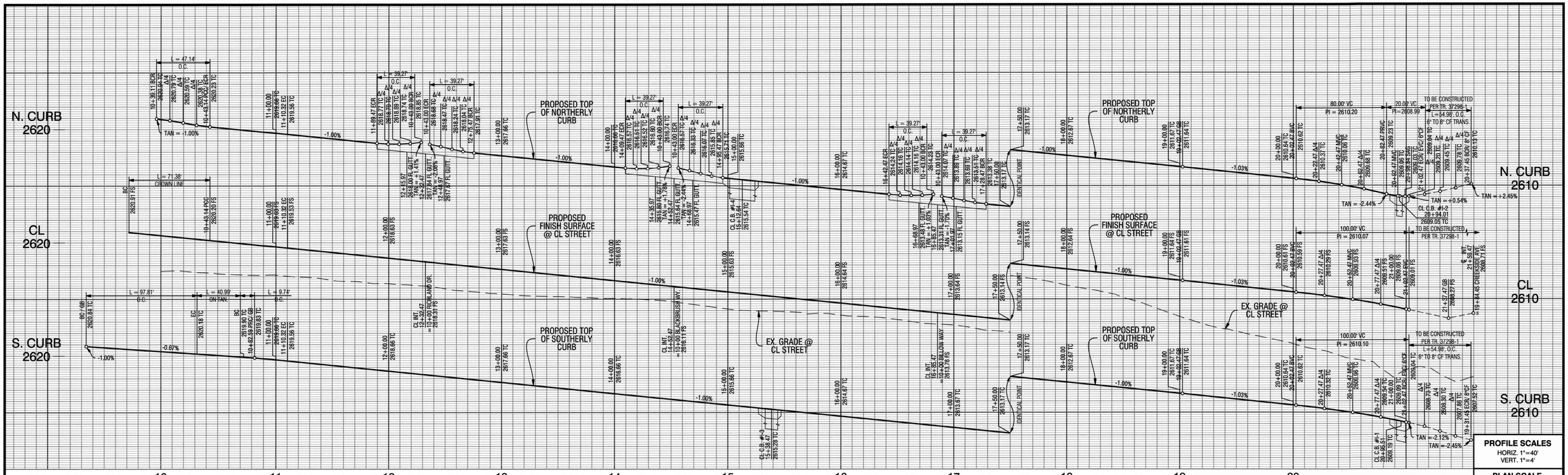

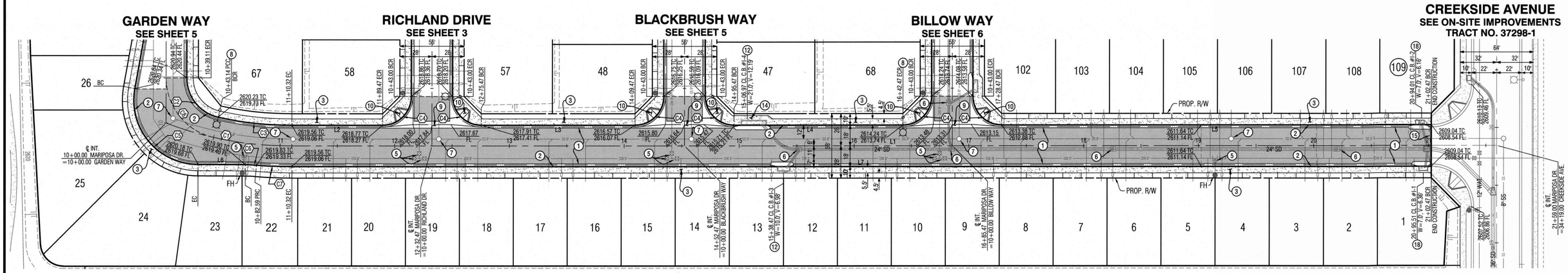

CURVE TABLE				
CURVE #	DELTA	RADIUS	LENGTH	TANGENT
C1	21° 04' 12"	300.00'	110.32'	55.79'
C2	77° 10' 09"	35.00'	47.14'	27.92'
C3	12° 49' 51"	282.00'	63.15'	31.71'
C4	90° 00' 00"	25.00'	39.27'	25.00'
C5	100° 04' 26"	56.00'	97.81'	66.83'
C6	5° 04' 25"	110.00'	9.74'	4.87'
C7	6° 10' 51"	272.52'	29.40'	14.71'
C8	77° 10' 09"	53.00'	71.38'	42.29'

LINE TABLE		
LINE #	BEARING	DISTANCE
L1	S 88° 31' 11" E	1049.15'
L2	N 88° 31' 11" W	79.15'
L3	N 88° 31' 11" W	134.00'
L4	N 88° 31' 11" W	147.00'
L5	N 88° 31' 11" W	374.00'
L6	S 88° 17' 50" E	40.99'
L7	S 88° 31' 11" E	992.15'

MARIPOSA DRIVE

CONSTRUCTION NOTES:

1. CONSTRUCT 4" AC PAVEMENT OVER 6" CLASS 2 AGGREGATE BASE.
2. CONSTRUCT 6" WEDGE CURB AND GUTTER (6") PER DET. SHT. NO. 2
3. CONSTRUCT SIDEWALK PER CITY STD. DWG. NO. C-213 (W=PER PLAN).
5. ADJUST WATER VALVE TO GRADE PER CITY STD. DWG. NO. W-20.
6. ADJUST STORM DRAIN MANHOLE TO GRADE PER CITY STD. DWG. NO. S-5.
7. ADJUST SEWER MANHOLE TO GRADE PER CITY STD. DWG. NO. S-5.
8. INSTALL LED SOLAR STREET LIGHT PER DET. SHT. NO. 2.
9. CONSTRUCT MODIFIED CROSS GUTTER AND SPANDREL PER CITY STD. DWG. NO. C-211 AND DET. SHT. NO. 9.
10. CONSTRUCT MODIFIED ACCESS RAMP, TYPE 1, PER CITY STD. DWG. NO. C-214 AND DET. SHT. NO. 9.
12. CONSTRUCT MODIFIED LOCAL DEPRESSION PER R.C.F.C. & W.C.D. STD. DWG. NO. LD201 AND DET. SHT. NO. 9. ALSO SEE DETAILS ON STORM DRAIN IMPROVEMENT PLAN.
14. CONSTRUCT EXTENDED SIDEWALK AT CATCH BASIN PER DET. SHT. NO. 9.
15. REMOVE EXISTING BARRICADE.
18. CONSTRUCT MODIFIED LOCAL DEPRESSION PER R.C.F.C. & W.C.D. STD. DWG. NO. LD201 AND DET. SHT. NO. 9. ALSO SEE DETAILS ON STORM DRAIN IMPROVEMENT PLAN.

0 20 40 80 160
1"=40' GRAPHIC SCALE

PROFILE SCALES
HORIZ. 1"=40'
VERT. 1"=4'

PLAN SCALE
1"=40'

Call before you Dig
Avoid cutting underground utility lines. It's costly.
Call 811 OR 1-800-227-2600

REVISIONS

MARK		APPR	DATE

PLANS PREPARED BY:
MDS CONSULTING
MORSE SCHULTZ
17320 Redhill Avenue
Suite 350
Irvine, CA 92614
Voice: 949-251-8821
PLANNERS ENGINEERS SURVEYORS

SUBMITTED BY:
EDWARD J. LENTH 6/19/19 DATE
RCE# 052496 EXP. 12-31-20

REGISTERED PROFESSIONAL ENGINEER EDWARD J. LENTH No. 052496 Exp. 12-31-20 CIVIL STATE OF CALIFORNIA

BANNING, CA
STAGECOACH TOWN USA
Proud History • Prosperous Tomorrow

CITY OF BANNING
RECOMMENDED FOR APPROVAL BY:
KEVIN D. SIN, RCE #71299 EXP. 12/31/19 6/25/19 DATE
SENIOR CIVIL ENGINEER
APPROVED BY:
ARTURO VELA, RCE #75696 EXP. 6/30/20 6/26/19 DATE
PUBLIC WORKS DIRECTOR/CITY ENGINEER

STREET IMPROVEMENT PLAN
TRACT NO. 37474
ATWELL
MARIPOSA DRIVE
STA. 10+00.00 TO 21+59.00

W.O. No.
CIP No.
PROJECT No.
SHEET 4 OF 10

TRACT NO. 37474, STREET IMPROVEMENT PLAN

MDS Proj. Date: I:\89424\engineering\plans\street Created: 03.01.2019 09:15:40 AM Author: ---- Last Edit: 06.17.2019 01:16:00 PM By: Station178
MDS File: 89424 XRB STBDR (37474).dwg Plot Scale: 0.399883 Dwg Scale: ---- Plot Date: 06.21.2017 7:32:43 AM By: station178

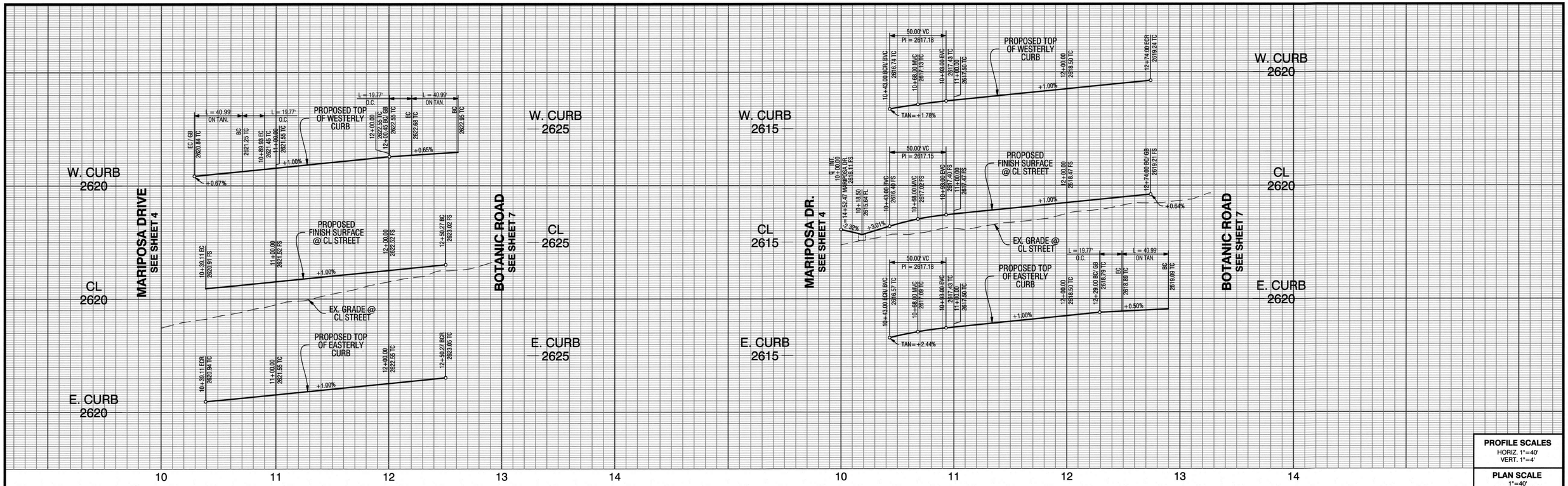

PROFILE SCALES
HORIZ. 1"=40'
VERT. 1"=4'
PLAN SCALE
1"=40'

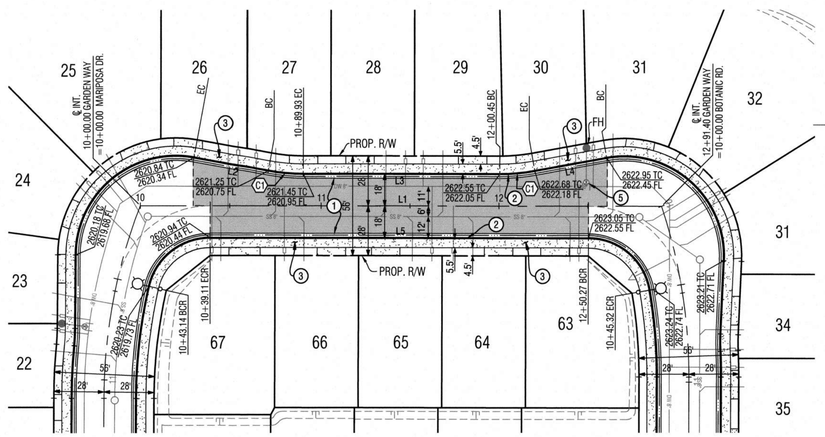

GARDEN WAY

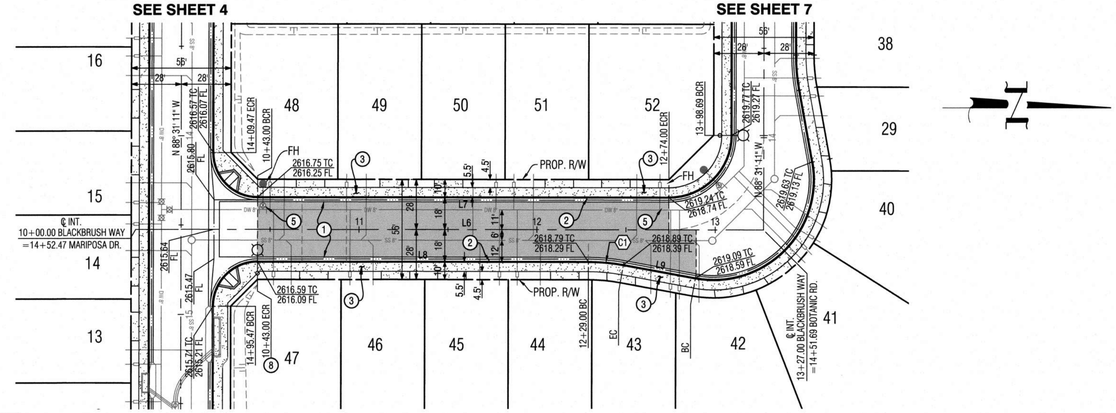

BLACKBRUSH WAY

LINE TABLE		
LINE #	BEARING	DISTANCE
L1	N 1° 28' 49" E	291.36'
L2	S 11° 46' 36" W	40.99'
L3	S 1° 28' 49" W	110.52'
L4	S 8° 48' 59" E	40.99'
L5	N 1° 28' 49" E	211.16'
L6	N 1° 28' 49" E	327.00'
L7	S 1° 28' 49" W	231.00'
L8	N 1° 28' 49" E	186.00'
L9	N 11° 46' 36" E	40.99'

CURVE TABLE				
CURVE #	DELTA	RADIUS	LENGTH	TANGENT
C1	10° 17' 48"	110.00'	19.77'	9.91'

CONSTRUCTION NOTES:

1. CONSTRUCT 4" AC PAVEMENT OVER 6" CLASS 2 AGGREGATE BASE.
2. CONSTRUCT 6" WEDGE CURB AND GUTTER (6") PER DET. SHT. NO. 2
3. CONSTRUCT SIDEWALK PER CITY OF BANNING STD. DWG. NO. C-213 (W=PER PLAN).
5. ADJUST WATER VALVE TO GRADE PER CITY OF BANNING STD. DWG. NO. W-20.
8. INSTALL LED SOLAR STREET LIGHT PER DET. SHT. NO. 2.

0 20 40 80 160
1"=40' GRAPHIC SCALE

Call before you Dig
Avoid cutting underground utility lines. It's easy:
Call 811 OR 1-800-227-2600

REVISIONS

MARK		APPR	DATE

PLANS PREPARED BY:
MDS CONSULTING
MORSE SCHULTZ
17320 Redhill Avenue
Suite 350
Irvine, CA 92614
Voice: 949-251-8821
PLANNERS ENGINEERS SURVEYORS

SUBMITTED BY:
EDWARD J. LENTH 6/18/19
RCE# 052496 EXP. 12-31-20 DATE

REGISTERED PROFESSIONAL ENGINEER
EDWARD J. LENTH
No. 052496
Exp. 12-31-20
CIVIL
STATE OF CALIFORNIA

BANNING, CA
STAGECOACH TOWN USA
Proud History • Progressive Tomorrow

CITY OF BANNING
RECOMMENDED FOR APPROVAL BY:
KEVIN D. SIN, RCE #71299 EXP. 12/31/19 6/25/19
SENIOR CIVIL ENGINEER DATE
APPROVED BY:
ARTURO VELA, RCE #75696 EXP. 6/30/20 6/26/19
PUBLIC WORKS DIRECTOR/CITY ENGINEER DATE

STREET IMPROVEMENT PLAN
TRACT NO. 37474
ATWELL
GARDEN WAY STA. 10+00.00 TO 12+91.40
BLACKBRUSH WAY STA. 10+00.00 TO 13+27.00

W.O. No.
CIP No.
PROJECT No.
SHEET 5 OF 10

TRACT NO. 37474, STREET IMPROVEMENT PLAN

MDS Proj. Data: I:\89424\engineering\plans\street
Created: 03.01.2019 09:15:40 AM Author:----
Last Edit: 06.17.2019 01:16:00 PM By: Station178
MDS File: 89424 XRB STBOR (37474).dwg
Plot Scale: 0.386983 Dwg Scale: ----
Plot Date: 06.21.2017 7:32:43 AM By: station178

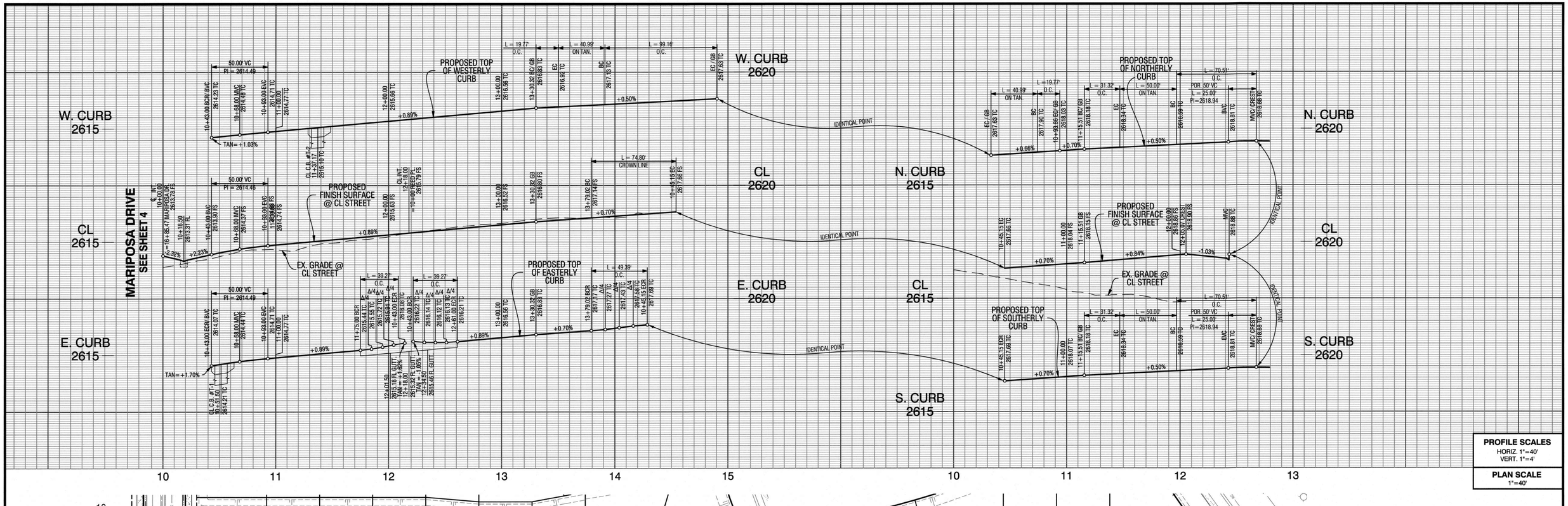

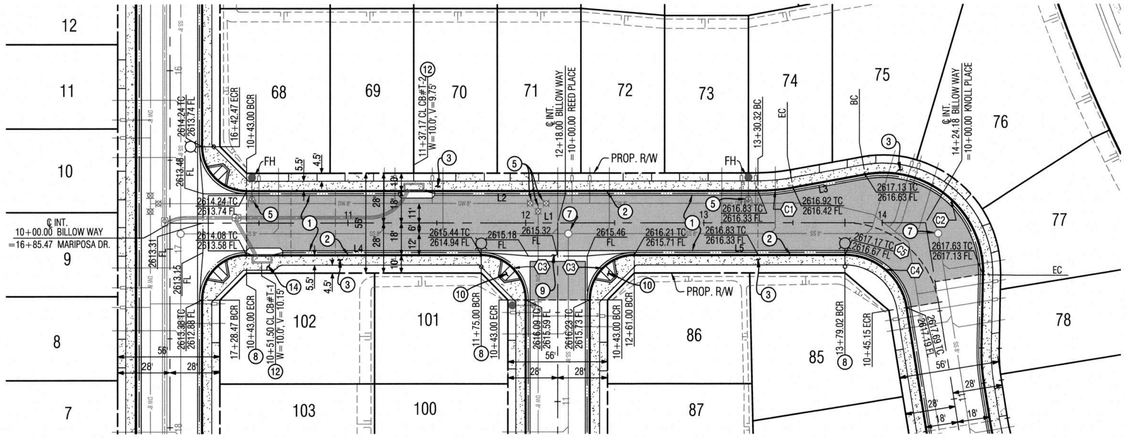

BILLOW WAY

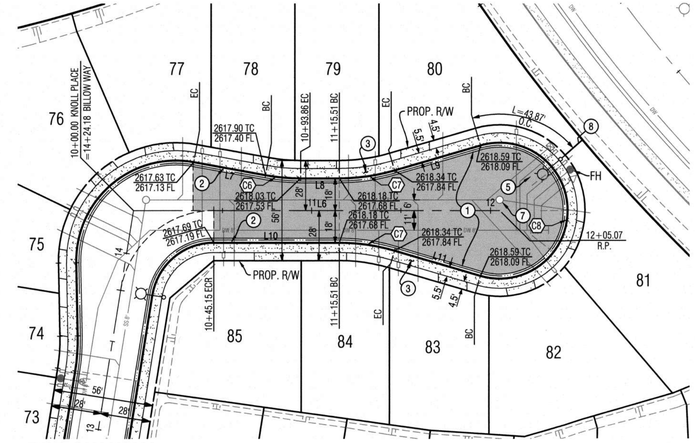

KNOLL PLACE

0 20 40 80 160
1"=40' GRAPHIC SCALE

CURVE TABLE

CURVE #	DELTA	RADIUS	LENGTH	TANGENT
C1	10° 17' 50"	110.00'	19.77'	9.91'
C2	101° 27' 12"	56.00'	99.16'	68.48'
C3	90° 00' 00"	25.00'	39.27'	25.00'
C4	80° 51' 36"	35.00'	49.39'	29.82'
C5	80° 51' 36"	53.00'	74.80'	45.15'
C6	10° 17' 47"	110.00'	19.77'	9.91'
C7	16° 18' 41"	110.00'	31.32'	15.76'
C8	212° 37' 24"	38.00'	141.02'	129.85'

LINE TABLE

LINE #	BEARING	DISTANCE
L1	N 1° 28' 49" E	424.18'
L2	S 1° 28' 49" W	287.32'
L3	S 8° 49' 01" E	40.99'
L4	N 1° 28' 49" E	132.00'
L5	N 1° 28' 49" E	118.02'
L6	N 82° 20' 25" E	205.07'
L7	N 87° 21' 48" W	40.99'
L8	S 82° 20' 25" W	21.66'
L9	S 66° 01' 44" W	50.00'
L10	N 82° 20' 25" E	70.36'
L11	S 81° 20' 54" E	50.00'

CONSTRUCTION NOTES:

1. CONSTRUCT 4" AC PAVEMENT OVER 6" CLASS 2 AGGREGATE BASE.
2. CONSTRUCT 6" WEDGE CURB AND GUTTER (6") PER DET. SHT. NO. 2
3. CONSTRUCT SIDEWALK PER CITY OF BANNING STD. DWG. NO. C-213 (W=PER PLAN).
5. ADJUST WATER VALVE TO GRADE PER CITY OF BANNING STD. DWG. NO. W-20.
7. ADJUST SEWER MANHOLE TO GRADE PER CITY OF BANNING STD. DWG. NO. S-5.
8. INSTALL LED SOLAR STREET LIGHT PER DET. SHT. NO. 2.
9. CONSTRUCT MODIFIED CROSS GUTTER AND SPANDREL PER CITY OF BANNING STD. DWG. NO. C-211 AND DET. SHT. NO. 9.
10. CONSTRUCT MODIFIED ACCESS RAMP, TYPE 1, PER CITY OF BANNING STD. DWG. NO. C-214 AND DET. SHT. NO. 9.
12. CONSTRUCT MODIFIED LOCAL DEPRESSION PER R.C.F.C. & W.C.D. STD. DWG. NO. LD201 AND DET. SHT. NO. 9. ALSO SEE DETAILS ON STORM DRAIN IMPROVEMENT PLAN.
14. CONSTRUCT EXTENDED SIDEWALK AT CATCH BASIN PER DET. SHT. NO. 9.

Call before you Dig
Avoid cutting underground utility lines. It's costly.
Call 811 OR 1-800-227-2600

REVISIONS

MARK		APPR	DATE

PLANS PREPARED BY:
MDS CONSULTING
MORSE SCHULTZ
17320 Redhill Avenue
Suite 350
Irvine, CA 92614
Voice: 949-251-8821
PLANNERS ENGINEERS SURVEYORS

SUBMITTED BY:
EDWARD J. LENTH
RCE# 052496 EXP. 12-31-20
DATE 6/18/19

REGISTERED PROFESSIONAL ENGINEER
EDWARD J. LENTH
No. 052496
Exp. 12-31-20
CIVIL
STATE OF CALIFORNIA

BANNING, CA
STAGECOACH TOWN USA
Proud History • Prosperous Tomorrow

CITY OF BANNING
RECOMMENDED FOR APPROVAL BY:
KEVIN D. SIN, RCE #71299 EXP. 12/31/19
SENIOR CIVIL ENGINEER
DATE 6/25/19
APPROVED BY:
ARTURO VELA, RCE #75696 EXP. 6/30/20
PUBLIC WORKS DIRECTOR/CITY ENGINEER
DATE 6/26/19

STREET IMPROVEMENT PLAN
TRACT NO. 37474
ATWELL
BILLOW WAY STA. 10+00.00 TO 14+24.18
KNOLL PLACE STA. 10+00.00 TO 12+05.07

W.O. No.
CIP No.
PROJECT No.
SHEET 6 OF 10

TRACT NO. 37474, STREET IMPROVEMENT PLAN

MDS Proj. Data: I:\89424\engineering\plans\street
Created: 03.01.2019 09:15:40 AM Author:----
Last Edit: 06.17.2019 01:16:00 PM By: station178
MDS File: 89424 XRB STBOR (37474).dwg
Plot Scale: 0.386863 Dwg Scale: ----
Plot Date: 06.21.2017 7:32:43 AM By: station178

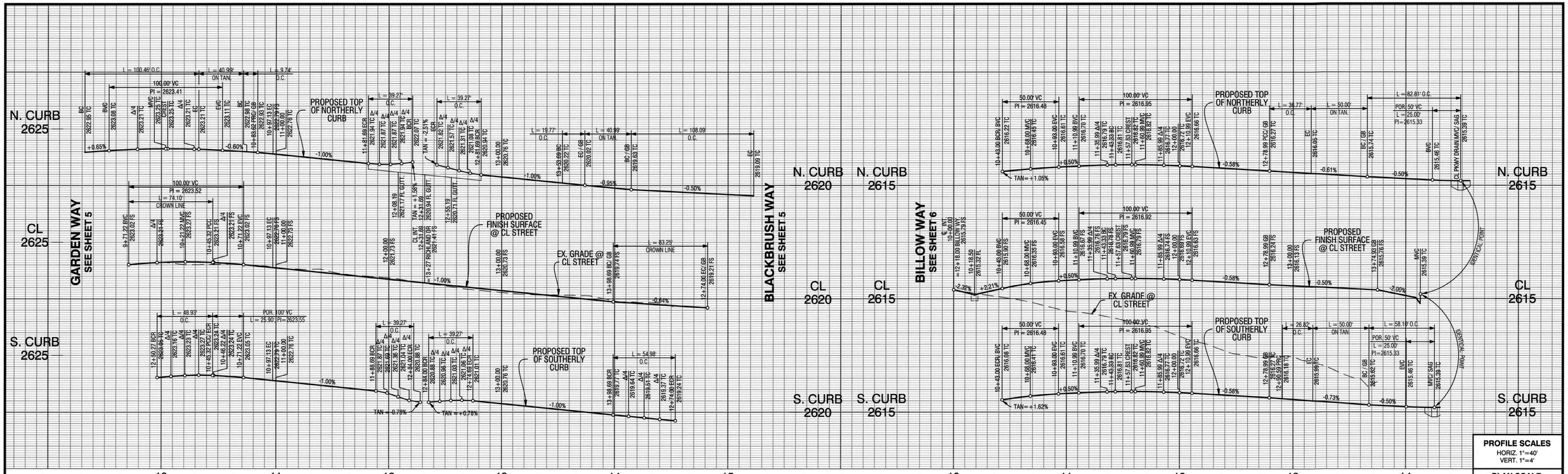

PROFILE SCALES
HORIZ. 1"=40'
VERT. 1"=4'

PLAN SCALE
1"=40'

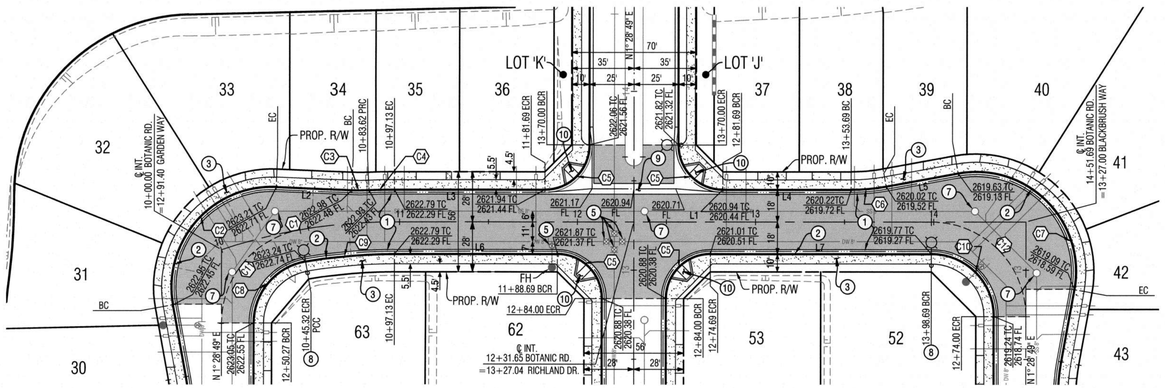

BOTANIC ROAD

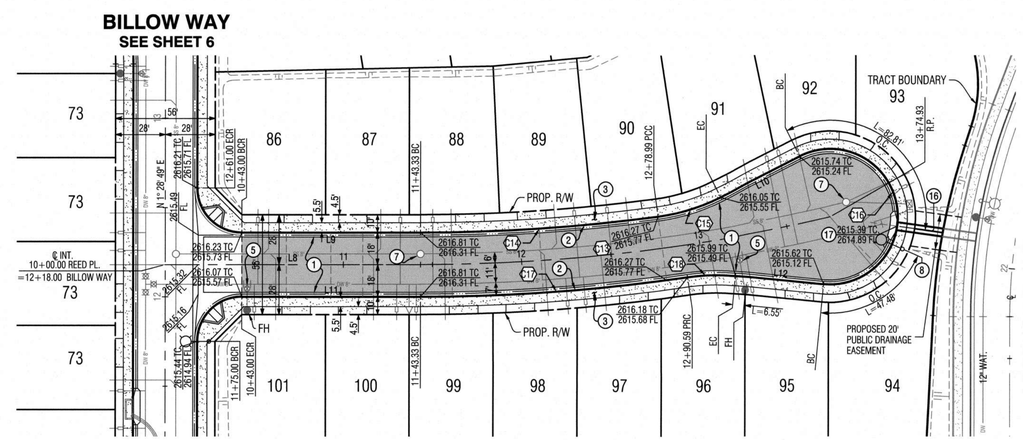

REED PLACE

0 20 40 80 160
1"=40' GRAPHIC SCALE

CURVE TABLE				
CURVE #	DELTA	RADIUS	LENGTH	TANGENT
C1	18° 33' 02"	300.00'	97.13'	48.99'
C2	102° 47' 23"	56.00'	100.47'	70.14'
C3	5° 04' 25"	110.00'	9.74'	4.87'
C4	2° 34' 50"	318.00'	14.32'	7.16'
C5	90° 00' 00"	25.00'	39.27'	25.00'
C6	10° 17' 48"	110.00'	19.77'	9.91'

CURVE TABLE				
CURVE #	DELTA	RADIUS	LENGTH	TANGENT
C7	110° 35' 35"	56.00'	108.09'	80.86'
C8	80° 06' 20"	35.00'	48.93'	29.42'
C9	9° 53' 40"	282.00'	48.70'	24.41'
C10	90° 00' 00"	35.00'	54.98'	35.00'
C11	80° 06' 20"	53.00'	74.10'	44.56'
C12	90° 00' 00"	53.00'	83.25'	53.00'

CURVE TABLE				
CURVE #	DELTA	RADIUS	LENGTH	TANGENT
C13	13° 16' 12"	1000.00'	231.61'	116.32'
C14	7° 46' 24"	981.97'	133.22'	66.71'
C15	19° 09' 12"	110.00'	36.77'	18.56'
C16	212° 27' 26"	38.00'	140.91'	130.55'
C17	8° 26' 15"	1018.00'	149.91'	75.09'
C18	13° 58' 06"	110.00'	26.82'	13.48'

LINE TABLE		
LINE #	BEARING	DISTANCE
L1	S 88° 31' 11" E	354.56'
L2	N 86° 01' 36" W	40.99'
L3	N 88° 31' 11" W	84.56'
L4	N 88° 31' 11" W	72.00'
L5	S 81° 11' 01" W	40.99'
L6	S 88° 31' 11" E	91.56'

LINE TABLE		
LINE #	BEARING	DISTANCE
L7	S 88° 31' 11" E	124.00'
L8	S 88° 31' 11" E	143.33'
L9	N 88° 31' 11" W	100.33'
L10	S 64° 33' 13" W	50.00'
L11	S 88° 31' 11" E	100.33'
L12	S 82° 59' 21" E	50.00'

CONSTRUCTION NOTES:

1. CONSTRUCT 4" AC PAVEMENT OVER 6" CLASS 2 AGGREGATE BASE.
2. CONSTRUCT 6" WEDGE CURB AND GUTTER (6") PER DET. SHT. NO. 2
3. CONSTRUCT SIDEWALK PER CITY OF BANNING STD. DWG. NO. C-213 (W=PER PLAN).
5. ADJUST WATER VALVE TO GRADE PER CITY OF BANNING STD. DWG. NO. W-20.
7. ADJUST SEWER MANHOLE TO GRADE PER CITY OF BANNING STD. DWG. NO. S-5.
8. INSTALL LED SOLAR STREET LIGHT PER DET. SHT. NO. 2.
9. CONSTRUCT MODIFIED CROSS GUTTER AND SPANDREL PER CITY OF BANNING STD. DWG. NO. C-211 AND DET. SHT. NO. 9.
10. CONSTRUCT MODIFIED ACCESS RAMP, TYPE 1, PER CITY OF BANNING STD. DWG. NO. C-214 AND DET. SHT. NO. 9.
16. CONSTRUCT MODIFIED UNDER SIDEWALK DRAIN (REVERSE DRAINING) PER CITY OF BANNING STD. DWG. NO. C-218 AND DET. SHT. NO. 10.
17. CONSTRUCT MODIFIED LOCAL DEPRESSION PER R.C.F.C. & W.C.D. STD. DWG. NO. LD201 AND DET. SHT. NO. 10

Call before you Dig
Avoid cutting underground utility lines. It's costly.
Call 811 or 1-800-227-2600

REVISIONS

MARK		APPR.	DATE

PLANS PREPARED BY:
MDS CONSULTING
MORSE SCHULTZ
17320 Redhill Avenue
Suite 350
Irvine, CA 92614
Voice: 949-251-8821
PLANNERS ENGINEERS SURVEYORS

SUBMITTED BY:
EDWARD J. LENTH 6/18/19
RCE# 052496 EXP. 12-31-20 DATE

REGISTERED PROFESSIONAL ENGINEER EDWARD J. LENTH No. 052496 Exp. 12-31-20 CIVIL STATE OF CALIFORNIA

BANNING, CA STAGECOACH TOWN USA Proud History • Prosperous Tomorrow

CITY OF BANNING
RECOMMENDED FOR APPROVAL BY:
KEVIN D. SIN, RCE #71299 EXP. 12/31/19 6/25/19 DATE
SENIOR CIVIL ENGINEER
APPROVED BY:
ARTURO VELA, RCE #75696 EXP. 6/30/20 6/26/19 DATE
PUBLIC WORKS DIRECTOR/CITY ENGINEER

STREET IMPROVEMENT PLAN
TRACT NO. 37474
ATWELL
BOTANIC ROAD STA. 10+00.00 TO 14+51.69
REED PLACE STA. 10+00.00 TO 13+74.93

W.O. No.
CIP No.
PROJECT No.
SHEET 7 OF 10

TRACT NO. 37474, STREET IMPROVEMENT PLAN

MDS Proj. Data: I:\89424\engineering\plans\atrnet Created: 03.01.2019 09:10:40 AM Author:---- Last Edit: 06.17.2019 01:16:00 PM By: Station178
MDS File: 89424.XRB STBDR (37474).dwg Plot Scale: 0.386863 Dwg Scale: ---- Plot Date: 06.21.2017 7:32:43 AM By: station178

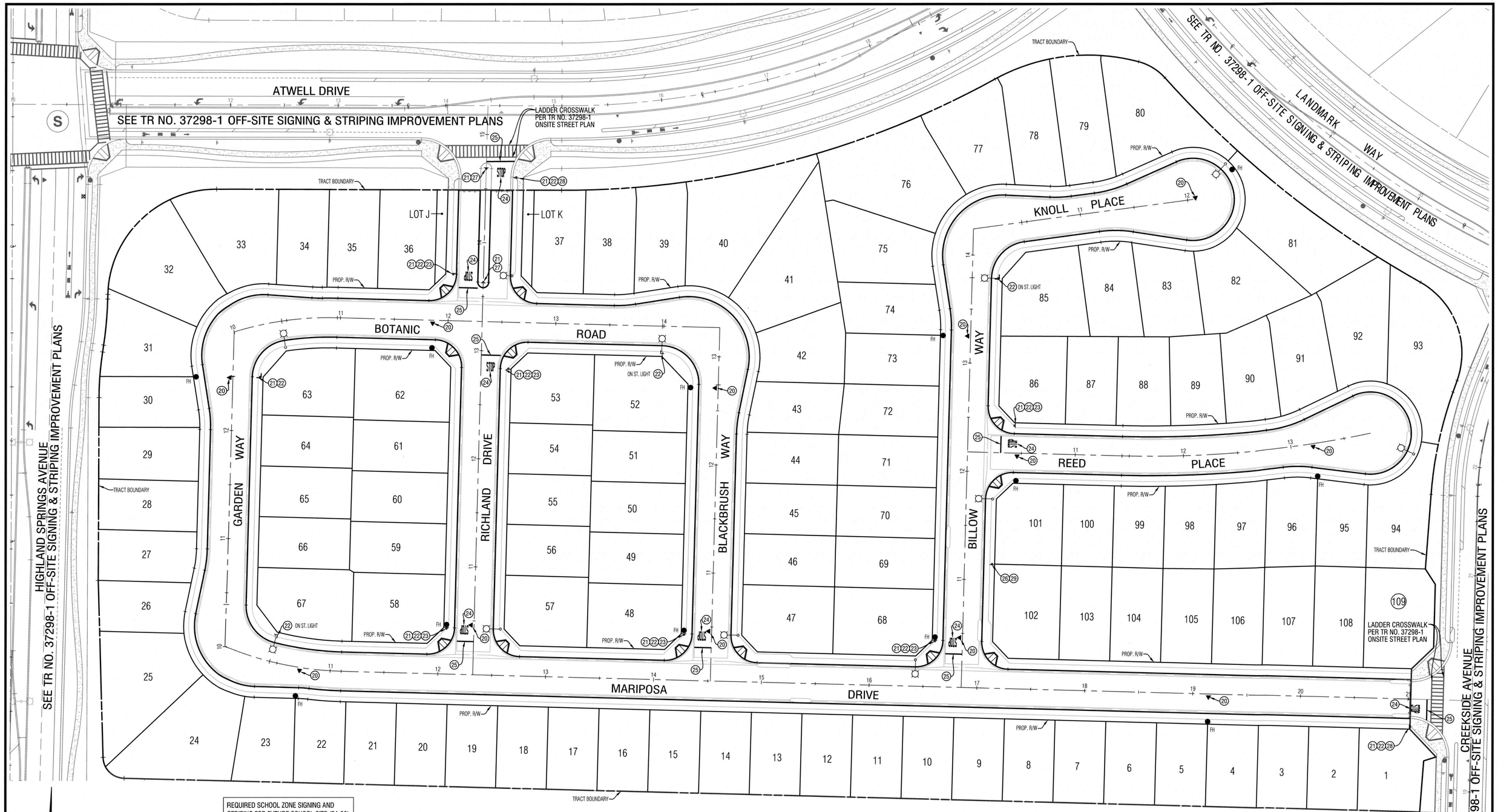

CONSTRUCTION NOTES:

⑳ INSTALL BLUE REFLECTIVE FIRE HYDRANT PAVEMENT MARKER PER CITY STD. DWG. NO. W-18.

㉑ INSTALL MODIFIED SIGN POST PER R.C.T.D. STD. DWG. NO. 816 AND DET. SHT. NO. 10.

㉒ INSTALL MODIFIED STREET NAME SIGN PER R.C.T.D. STD. DWG. NO. 816 AND DET. SHT. NO. 10.

㉓ INSTALL R1-1 SIGN ("STOP") PER CA MUTCD STD. AND DET. SHT. NO. 8.

㉔ INSTALL "STOP" PAVEMENT MARKING PER CALTRANS STD. DWG. NO. A24D.

㉕ INSTALL 12" WHITE STOP BAR STRIPE PER CALTRANS STD. DWG. NO. A24E.

㉖ INSTALL W14-2 SIGN PER CA MUTCD AND DET. SHT. NO. 8.

㉗ INSTALL OM1-3 MARKER PER CA MUTCD STD. AND DET. SHT. NO. 8.

㉘ INSTALL R1-1 SIGN ("STOP") PER CA MUTCD STD. AND DET. SHT. NO. 8.

㉙ INSTALL TELESPAR SQUARE TUBULAR SIGN POST PER DET. SHT. NO. 2.

Call before you Dig
Avoid cutting underground utility lines, it's costly.
Call 811 or 1-800-227-2600

REVISIONS

MARK		APPR	DATE

PLANS PREPARED BY:

MDS CONSULTING
MORSE SCHULTZ
17320 Redhill Avenue
Suite 350
Irvine, CA 92614
Voice: 949-251-8821
PLANNERS ENGINEERS SURVEYORS

SUBMITTED BY:

EDWARD J. LENTH
RCE# 052496 EXP. 12-31-20
6/19/19
DATE

REGISTERED PROFESSIONAL ENGINEER
EDWARD J. LENTH
No. 052496
Exp. 12-31-18
CIVIL
STATE OF CALIFORNIA

BANNING, CA
STAGECOACH TOWN USA
Proud History • Prosperous Tomorrow

CITY OF BANNING

RECOMMENDED FOR APPROVAL BY:
KEVIN D. SIN, RCE #71299 EXP. 12/31/19
SENIOR CIVIL ENGINEER
6/25/19
DATE

APPROVED BY:
ARTURO VELA, RCE #75696 EXP. 6/30/20
PUBLIC WORKS DIRECTOR/CITY ENGINEER
6/26/19
DATE

STREET SIGNING AND STRIPING IMPROVEMENT PLAN
TRACT NO. 37474
ATWELL

W.O. No.
CIP No.
PROJECT No.
SHEET 8 OF 10

TRACT NO. 37474 STREET IMPROVEMENT PLAN

MDS Proj. Data: I:\89424\ENGINEERING\Plans\Street
Created: 09.27.2018 02:41:06 PM Author:----
Last Edit: 06.18.2019 08:30:49 AM By: Station178
MDS File: 89424 XRB SIGN-STRIPE (37474).dwg
Plot Scale: 0.386863 Dwg Scale: ----
Plot Date: 06.21.2017 7:32:43 AM By: station178

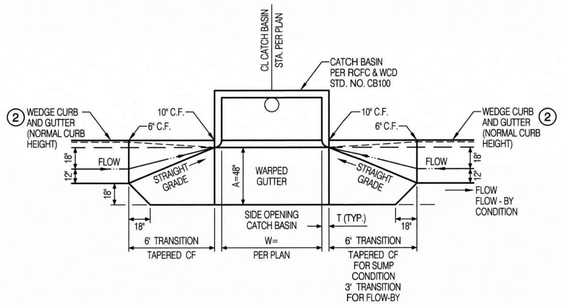

NOTES:
1. ELEVATIONS OF OUTER CORNERS SHOWN ON PROJECT. IF NO ELEVATIONS ARE SPECIFIED, THE OUTER EDGE OF GUTTER DEPRESSION SHALL CONFORM TO FINISHED STREET SURFACE.
2. A=4 FEET UNLESS OTHERWISE SPECIFIED.
   T=SEE STANDARD DRAWING 300(A) DIMENSIONS.
   W=4 FEET MIN. , UNLESS OTHERWISE SPECIFIED.
3. WHERE NO CURB EXISTS, CURB SHALL BE CONSTRUCTED BETWEEN ENDS OF GUTTER DEPRESSION. CURB SECTION SHALL CONFORM TO THAT OF CONTROLLING AGENCY.
4. DEPRESSION SHALL BE CLASS "B" CONCRETE.

12 MODIFIED LOCAL DEPRESSION

R.C.F.C. & W.C.D. STD. DWG. NO. LD201
NTS

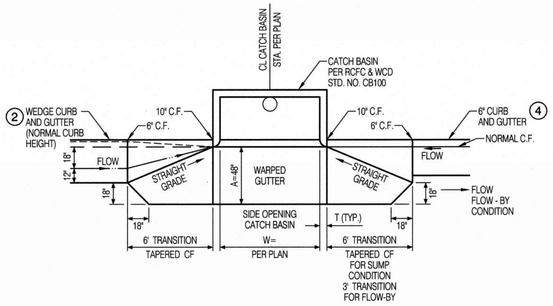

NOTES:
1. ELEVATIONS OF OUTER CORNERS SHOWN ON PROJECT. IF NO ELEVATIONS ARE SPECIFIED, THE OUTER EDGE OF GUTTER DEPRESSION SHALL CONFORM TO FINISHED STREET SURFACE.
2. A=4 FEET UNLESS OTHERWISE SPECIFIED.
   T=SEE STANDARD DRAWING 300(A) DIMENSIONS.
   W=4 FEET MIN. , UNLESS OTHERWISE SPECIFIED.
3. WHERE NO CURB EXISTS, CURB SHALL BE CONSTRUCTED BETWEEN ENDS OF GUTTER DEPRESSION. CURB SECTION SHALL CONFORM TO THAT OF CONTROLLING AGENCY.
4. DEPRESSION SHALL BE CLASS "B" CONCRETE.

18 MODIFIED LOCAL DEPRESSION

R.C.F.C. & W.C.D. STD. DWG. NO. LD201
NTS

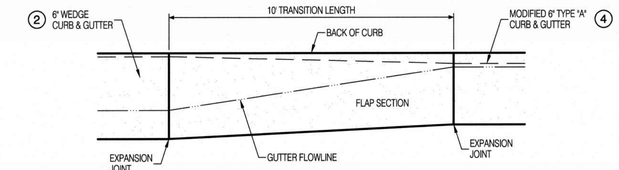

PLAN VIEW

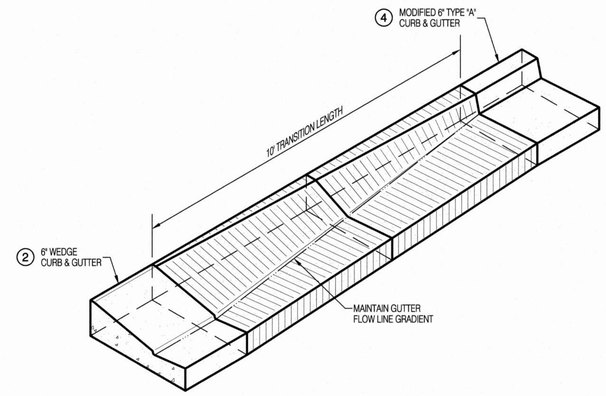

ISOMETRIC VIEW

13 CURB AND GUTTER TRANSITION

NTS

CONSTRUCTION NOTES:

2 CONSTRUCT 6" WEDGE CURB & GUTTER PER DET. SHT. NO. 2.

4 CONSTRUCT MODIFIED TYPE "A" CURB AND GUTTER (6") PER CITY OF BANNING STD. DWG. NO. C-200 AND DET. SHT. NO. 2. (NO CLASS 2 AGGREGATE BASE).

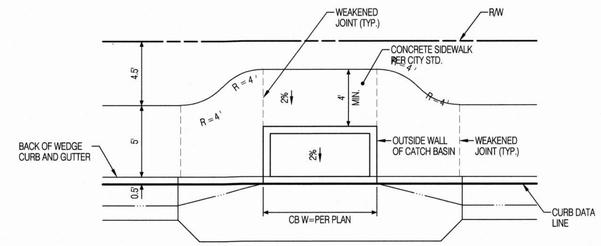

14 EXTENDED SIDEWALK AT CATCH BASIN

CB #I-4 & CB #T-1
NTS

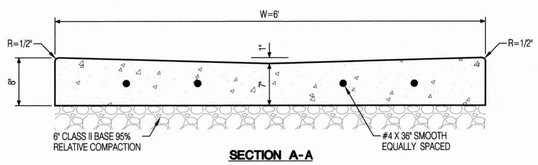

SECTION A-A

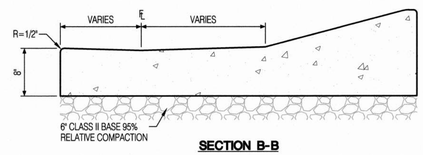

SECTION B-B

NOTES:
1. CONCRETE SHALL BE CLASS 560-C-3250 P.C.C. CURED WITH WHITE PIGMENTED CURING COMPOUND.
2. ALL EXPOSED CORNERS SHALL BE FINISHED WITH 1/2" RADIUS.
3. FINISH SHALL BE FINE BROOM.
4. EXISTING P.C.C. SHALL SAWCUT AT SCORELINE PRIOR TO REMOVAL.
5. SPANDREL WEAKENED PLANE JOINT LOCATIONS WILL BE DETERMINED BY ACCESS RAMP LOCATIONS.
6. A MINIMUM OF 1' WIDE AC PAVEMENT (FULL DEPTH) REPAIR PATCH IS REQUIRED WHEN CROSS-GUTTER IS PLACED ADJACENT TO EXISTING A.C. PAVEMENT.
7. DIMENSIONS MAY BE INCREASED DEPENDING ON DRAINAGE CONSIDERATIONS.
8. DOWELS REQUIRED WHEN CROSS-GUTTER AND SPANDREL POURED SEPARATELY.

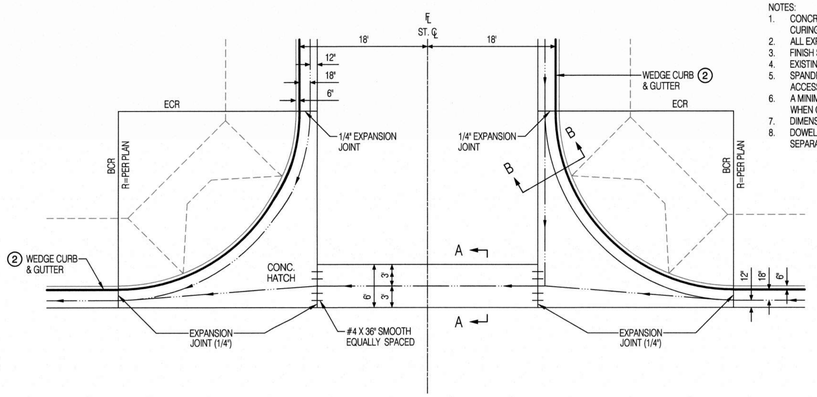

9 MODIFIED CROSS GUTTER

CITY STD. DWG. NO. C-211
NTS

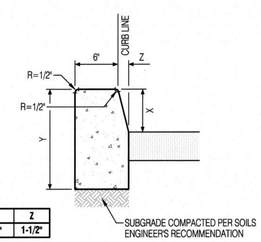

CURB FACE	X	Y	Z
6 INCHES	6"	14"	1-1/2"

NOTES:
1. CONCRETE SHALL BE CLASS 520-C-2500 P.C.C. CURED WITH WHITE PIGMENTED CURING COMPOUND.
2. ALL EXPOSED CORNERS SHALL BE FINISHED WITH 1/2 RADIUS.
3. FINISH SHALL BE FINE BROOM.
4. EXISTING P.C.C. SHALL BE SAWCUT AT SCORELINE PRIOR TO REMOVAL.
5. CURBS SHALL HAVE EXPANSION JOINTS AT B.C.R. AND E.C.R. AND WEAKENED PLANE JOINTS AT 10' INTERVALS ONLY; NO SCORELINE ALLOWED
6. WHEN CURB IS PLACED BY AN EXTRUSION MACHINE, FINISHING WORK SHALL PROVIDE AN ACCEPTABLE FINISH AND WEAKENED PLANE JOINTS MAY BE SAWCUT.

11 MODIFIED TYPE "D" CURB ONLY (6")

CITY STD. DWG. NO. C-203 (NO CLASS 2 AGGREGATE BASE)
NTS

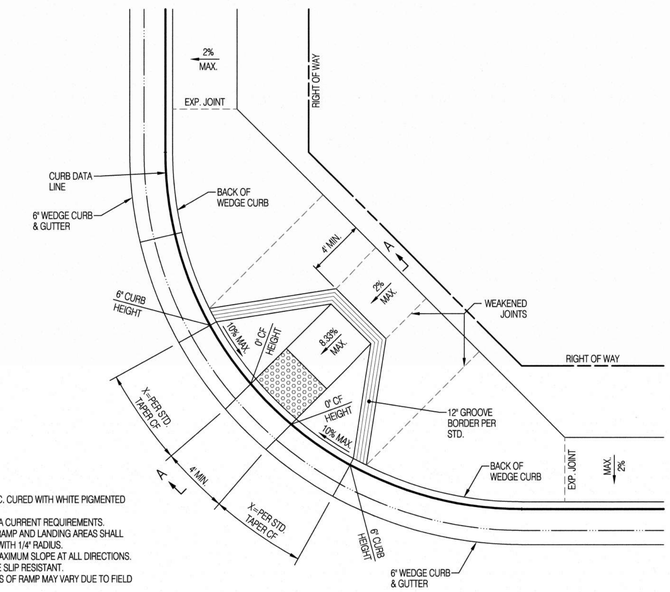

NOTES:
1. CONCRETE SHALL BE CLASS 520-C-2500 P.C.C. CURED WITH WHITE PIGMENTED CURING COMPOUND.
2. ALL ACCESS RAMPS SHALL CONFORM TO ADA CURRENT REQUIREMENTS.
3. P.C.C. THICKNESS OF 4" FROM BCR TO ECR, RAMP AND LANDING AREAS SHALL BE MONOLITHIC JOINTS SHALL HAVE EDGES WITH 1/4" RADIUS.
4. LANDING AT TOP OF RAMP SHALL HAVE 2% MAXIMUM SLOPE AT ALL DIRECTIONS.
5. RAMP SURFACE AND FLARED SIDES SHALL BE SLIP RESISTANT.
6. DIMENSIONS SHOWN FOR SLOPING PORTIONS OF RAMP MAY VARY DUE TO FIELD CONDITIONS.
7. WHERE NEW SIDEWALK JOINS EXISTING WITH DIFFERENT WIDTHS, A 5:1 TRANSITION IS REQUIRED.
8. DETECTABLE WARNING MATERIAL TO BE APPROVED BY CITY ENGINEER.

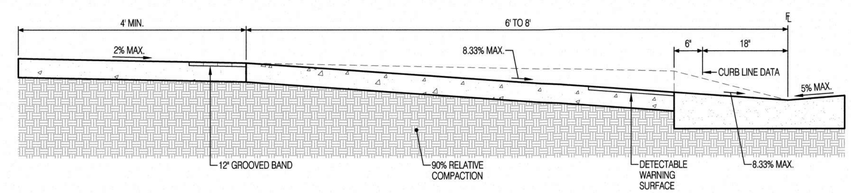

SECTION A-A

10 MODIFIED ACCESS RAMP, TYPE I

CITY STD. DWG. NO. C-214
NTS

Call before you Dig
Avoid cutting underground utility lines. It's costly.
Call 811 or 1-800-227-2600

REVISIONS

MARK		APPR	DATE

PLANS PREPARED BY:
MDS CONSULTING
MORSE SCHULTZ
17320 Redhill Avenue
Suite 350
Irvine, CA 92614
Voice: 949-251-8821
PLANNERS ENGINEERS SURVEYORS

SUBMITTED BY:
EDWARD J. LENTH
RCE# 052496 EXP. 12-31-20
6/19/19
DATE

REGISTERED PROFESSIONAL ENGINEER EDWARD J. LENTH No. 052496 Exp. 12-31-20 CIVIL STATE OF CALIFORNIA

BANNING, CA
STAGECOACH TOWN USA
Proud History • Prosperous Tomorrow

CITY OF BANNING

RECOMMENDED FOR APPROVAL BY:
KEVIN D. SIN, RCE #71299 EXP. 12/31/19
SENIOR CIVIL ENGINEER
6/25/19
DATE

APPROVED BY:
ARTURO VELA, RCE #75696 EXP. 6/30/20
PUBLIC WORKS DIRECTOR/CITY ENGINEER
6/26/19
DATE

STREET IMPROVEMENT PLAN
TRACT NO. 37474
ATWELL

DETAILS

W.O. No.
CIP No.
PROJECT No.
SHEET 9 OF 10

TRACT NO. 37474, STREET IMPROVEMENT PLAN

MDS Proj. Data: I:\89424\ENGINEERING\Plans\Street
Created: 06.17.2019 05:05:09 PM Author:----
Last Edit: 06.17.2019 05:05:09 PM By: Station178
MDS File: 89424 37474 STSH09 SE.dwg
Plot Scale: 0.386863 Dwg Scale: ----
Plot Date: 06.18.2019 9:40:01 AM By: station178

CONSTRUCTION NOTES:

(2) CONSTRUCT 6" WEDGE CURB & GUTTER PER DET. SHT. NO. 2.

(17) CONSTRUCT MODIFIED LOCAL DEPRESSION PER R.C.F.C. & W.C.D. STD. DWG. NO. LD201 AND DET. THIS SHT.

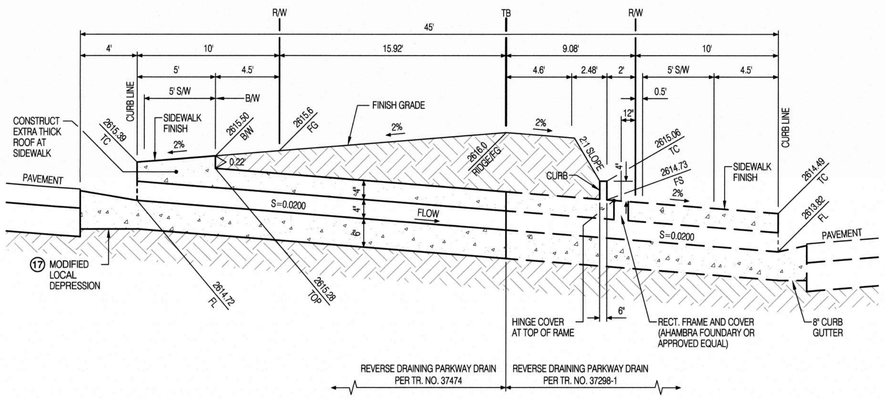

SECTION A-A

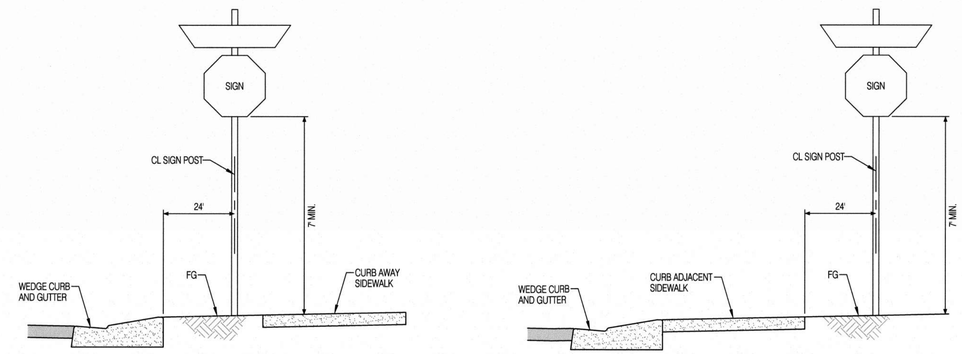

AT CURB-AWAY SIDEWALK
NTS

AT CURB ADJACENT SIDEWALK
NTS

(21)(22) **SIGN AND POST**
R.C.T.D. STD. DWG. NO. 816

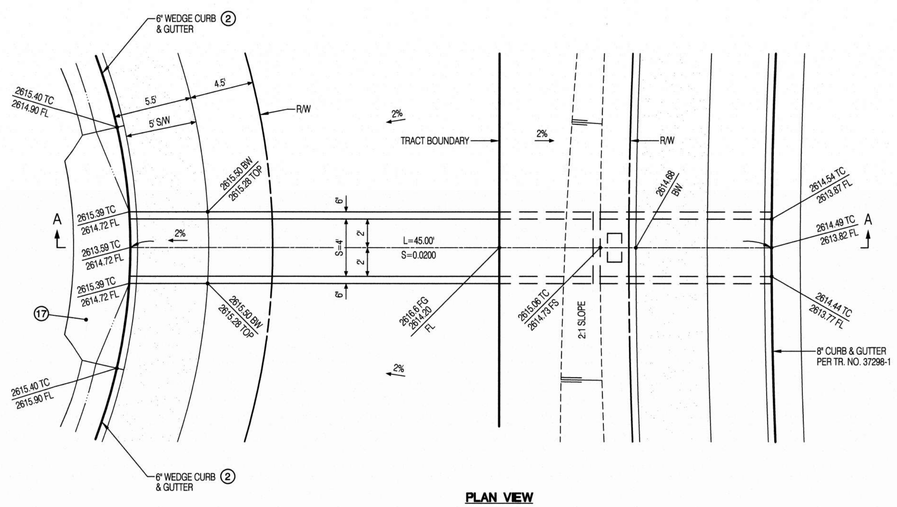

PLAN VIEW

MODIFIED UNDER SIDEWALK DRAIN (REVERSE DRIANING)

(16) CITY STD. DWG. NO. C-218
NTS

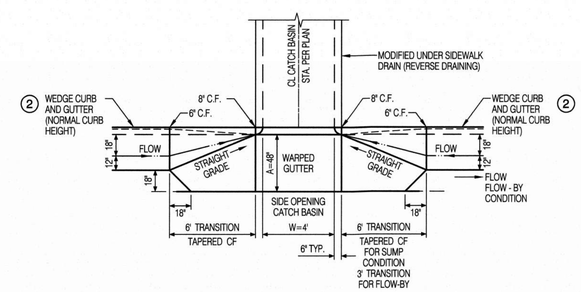

NOTES:
1. ELEVATIONS OF OUTER CORNERS SHOWN ON PROJECT. IF NO ELEVATIONS ARE SPECIFIED, THE OUTER EDGE OF GUTTER DEPRESSION SHALL CONFORM TO FINISHED STREET SURFACE.
2. A=4 FEET UNLESS OTHERWISE SPECIFIED.
3. WHERE NO CURB EXISTS, CURB SHALL BE CONSTRUCTED BETWEEN ENDS OF GUTTER DEPRESSION. CURB SECTION SHALL CONFORM TO THAT OF CONTROLLING AGENCY.
4. DEPRESSION SHALL BE CLASS "B" CONCRETE.

(17) MODIFIED LOCAL DEPRESSION

R.C.F.C. & W.C.D. STD. DWG. NO. LD201, SUMP CONDITION, CASE C
NTS

Call before you Dig
Avoid cutting underground utility lines. It's costly.
Call 811 or 1-800-227-2600

REVISIONS

MARK		APPR	DATE

PLANS PREPARED BY:
MDS CONSULTING
MORSE SCHULTZ
17320 Redhill Avenue
Suite 350
Irvine, CA 92614
Voice: 949-251-8821
PLANNERS ENGINEERS SURVEYORS

SUBMITTED BY:
EDWARD J. LENTH
RCE# 052496 EXP. 12-31-20
6/18/19
DATE

REGISTERED PROFESSIONAL ENGINEER
EDWARD J. LENTH
No. 052496
Exp. 12-31-20
CIVIL
STATE OF CALIFORNIA

BANNING, CA
STAGECOACH TOWN USA
Proud History • Prosperous Tomorrow

CITY OF BANNING

RECOMMENDED FOR APPROVAL BY:
KEVIN D. SIN, RCE #71299 EXP. 12/31/19
SENIOR CIVIL ENGINEER
6/25/19
DATE

APPROVED BY:
ARTURO VELA, RCE #75696 EXP. 6/30/20
PUBLIC WORKS DIRECTOR/CITY ENGINEER
6/26/19
DATE

STREET IMPROVEMENT PLAN
TRACT NO. 37474
ATWELL

DETAILS

W.O. No.
CIP No.
PROJECT No.
SHEET 10 OF 10

TRACT NO. 37474, STREET IMPROVEMENT PLAN

MDS Proj. Data: I:\89424\ENGINEERING\Plans\Street
Created: 03.01.2019 11:08:13 AM Author:----
Last Edit: 05.16.2019 01:40:39 PM By: Station178
MDS File: 89424 37474 STSht10 SE.dwg
Plot Scale: 0.386883 Dwg Scale: ----
Plot Date: 06.17.2019 7:04:28 PM By: station178

IN THE CITY OF BANNING, STATE OF CALIFORNIA

TRACT NO. 37298-1, ATWELL OFF-SITE STREET IMPROVEMENT PLAN WILSON STREET

CITY OF BANNING GENERAL NOTES:

1. ALL WORK SHALL BE IN ACCORDANCE WITH THESE PLANS, THE CITY OF BANNING STANDARD PLANS, THE CONTRACT PROVISIONS AND THE STANDARD SPECIFICATIONS FOR PUBLIC WORKS CONSTRUCTION ("GREENBOOK"). ALL REFERENCE SPECIFICATIONS AND STANDARDS SHALL BE THE LATEST EDITION UNLESS OTHERWISE NOTED.
2. WHEN A TECHNICAL CONFLICT IS FOUND TO EXIST IN THE CONTRACT DOCUMENTS THAT CANNOT BE RESOLVED BY REFERENCE TO PRECEDENCE PROVISIONS IN THE "GREENBOOK," THE CONTRACTORS SHALL IMMEDIATELY REPORT SAID CONFLICT TO THE CITY ENGINEERS FOR RESOLUTION.
3. ALL MATERIALS AND METHODS ARE SUBJECT TO THE APPROVAL OF THE CITY ENGINEER.
4. CONSTRUCTION PERMITS SHALL BE OBTAINED FROM THE CITY OF BANNING, ENGINEERING DEPARTMENT, PRIOR TO THE START OF ANY WORK. INSPECTION COORDINATION SHALL BE REQUESTED AT LEAST TWO WORKING DAYS PRIOR TO THE START OF ANY WORK IN PUBLIC RIGHT-OF-WAY WITHIN THE CITY LIMITS. CALL (951) 922-3130 FOR AN INSPECTION REQUEST.
5. THE CONTRACTOR SHALL CONFORM TO ALL CURRENT EDITION OF CA MUTCD TRAFFIC CONTROL POLICIES, METHODS AND PROCEDURES DESCRIBED IN STATE OF CALIFORNIA MANUAL OF TRAFFIC CONTROLS, LATEST NON-METRIC EDITION UNLESS OTHERWISE DIRECTED BY THE CITY ENGINEER.
6. IT SHALL BE THE RESPONSIBILITY OF THE CONTRACTOR TO MAINTAIN BARRICADES, DELINEATORS OR OTHER TRAFFIC CONTROL DEVICES AT ALL TIMES.
7. THE CONTRACTORS SHALL OBTAIN A PERMIT TO PERFORM EXCAVATION OR TRENCH WORK FOR TRENCHES FIVE (5) FEET OR GREATER IN DEPTH FROM THE CALIFORNIA STATE DIVISION OF INDUSTRIAL SAFETY.
8. THE WALLS AND FACES OF ALL EXCAVATIONS GREATER THAN FIVE (5) FEET IN DEPTH SHALL BE GUARDED BY SHORING, SLOPING OF THE GROUND OR OTHER APPROVED MEANS PURSUANT TO THE REQUIREMENTS OF THE DIVISION OF INDUSTRIAL SAFETY OF THE STATE OF CALIFORNIA. TRENCHES LESS THAN FIVE (5) FEET SHALL ALSO BE GUARDED WHEN THE POTENTIAL EXISTS FOR GROUND MOVEMENT.
9. NO MATERIAL OR EQUIPMENT SHALL BE STORED IN THE PUBLIC RIGHT-OF-WAY WITHOUT OBTAINING A SEPARATE PERMIT FOR THAT PURPOSE.
10. THE LOCATIONS OF UTILITIES SHOWN HAVE BEEN DETERMINED FROM AVAILABLE INFORMATION; HOWEVER, IT SHALL BE THE RESPONSIBILITY OF THE CONTRACTOR TO DETERMINE, IN THE FIELD, THE TRUE LOCATION AND ELEVATION OF ANY EXISTING UTILITIES, AND TO EXERCISE PROPER PRECAUTION TO AVOID DAMAGE THERETO. THE CONTRACTOR SHALL CONTACT UNDERGROUND SERVICE ALERT AT 1-800-277-2600 TWO WORKING DAYS BEFORE EXCAVATION.
11. THE CONTRACTOR SHALL COORDINATE CONSTRUCTION WITH ALL UTILITY COMPANIES INCLUDING, BUT NOT LIMITED TO, GAS, TELEPHONE, ELECTRIC, CABLE TELEVISION, LANDSCAPING, LANDSCAPE IRRIGATION, DOMESTIC WATER, RECLAIMED WATER, SEWER, STORM DRAIN, FLOOD CONTROL AND CALTRANS. ALL UTILITY COMPANIES SHALL BE GIVEN TWO WORKING DAYS' NOTICE PRIOR TO WORK AROUND THEIR FACILITIES.
12. THE CONTRACTOR SHALL NOT OPERATE ANY FIRE HYDRANT OR WATER MAIN VALVES WITHOUT APPROPRIATE AGENCY AUTHORIZATION. CONTRACTOR SHALL COORDINATE WITH THE WATER DEPARTMENT, CITY OF BANNING, FOR VALVE OPERATION AND WATER REQUIREMENTS.
13. CURVE DATA REFERS TO THE FACE OF CURB, UNLESS OTHERWISE NOTED.
14. STATIONING REFERS TO THE CENTERLINE OF STREETS EXCEPT WHERE OTHERWISE NOTED.
15. ADEQUATE CONSTRUCTION CONTROL STAKES SHALL BE SET BY THE ENGINEER TO ENABLE THE CONTRACTOR TO CONSTRUCT THE WORK TO THE PLAN GRADE. THE CONTRACTOR SHALL BE RESPONSIBLE FOR THE PRESERVATION OF BENCHMARKS AND CONSTRUCTION CONTROL STAKING DURING CONSTRUCTION.
16. THE CONTRACTOR SHALL NOT DISTURB EXISTING SURVEY MONUMENTS, MONUMENT TIES OR BENCHMARKS WITHOUT PRIOR NOTIFICATION TO THE CITY ENGINEER.
17. REMOVAL AND REPLACEMENT OF EXISTING SURVEY CONTROL, INCLUDING SURVEY MONUMENTS, MONUMENT TIES AND BENCHMARKS, SHALL BE DONE BY A REGISTERED CIVIL ENGINEER OR LICENSED LAND SURVEYOR. SURVEY MONUMENTS THAT WILL BE DESTROYED AS A RESULT OF THIS CONSTRUCTION SHALL BE REPLACED. THE CONTRACTOR SHALL NOTIFY THE ENGINEER ONE WEEK PRIOR TO CONSTRUCTION SO THAT TIES TO MONUMENTS CAN BE ESTABLISHED FOR LATER REPLACEMENT OF THE MONUMENT.
18. THE CONTRACTOR SHALL MAINTAIN ACCESS FOR LOCAL RESIDENTS AND BUSINESSES AT ALL TIMES. A MINIMUM TWELVE (12) FOOT LANE SHALL BE MAINTAINED AT ALL TIMES IN THE CONSTRUCTION AREA FOR RESIDENTS AND EMERGENCY VEHICLES.
19. THE CONTRACTOR SHALL PROVIDE AND MAINTAIN AN EFFECTIVE MEANS OF DUST CONTROL, INCLUDING ADEQUATE WATERING, AT ALL TIMES.
20. ALL GRADING OPERATIONS SHALL BE DISCONTINUED WHEN SUSTAINED WIND VELOCITIES EXCEED 25 MILES PER HOUR.
21. THE CONTRACTOR SHALL NOT CAUSE ANY EXCAVATED MATERIAL, MUD, SILT, OR DEBRIS TO BE DEPOSITED ONTO PUBLIC OR PRIVATE PROPERTY ADJACENT TO THE RIGHT-OF-WAY DURING CONSTRUCTION WITHOUT PRIOR WRITTEN APPROVAL.
22. NO TRENCH BACKFILL SHALL TAKE PLACE WITHOUT PRIOR APPROVAL OF THE CITY INSPECTOR.
23. A GEOTECHNICAL ENGINEER SHALL CERTIFY ALL BACKFILL COMPACTION; FAILURE TO OBTAIN THE REQUIRED DENSITY SHALL REQUIRE REWORKING OF THAT PORTION OF THE WORK UNTIL THE SPECIFIED DENSITY IS OBTAINED.
24. CARE SHOULD BE TAKEN TO PREVENT GRADES, DITCHES, AND SWALES FROM UNDERMINING STREET IMPROVEMENTS. UPON INSPECTION OF THE SITE, THE CITY ENGINEER MAY REQUIRE TEMPORARY NON-ERODIBLE SWALES ENTERING OR LEAVING IMPROVEMENTS.
25. THE FINAL LOCATION AND WIDTH OF DRIVEWAY APPROACH APRONS SHALL BE APPROVED AT THE TIME OF CONSTRUCTION AND SHALL CONFORM TO THE CITY OF BANNING STANDARD DETAILS.
26. ALL EXPOSED CONCRETE SURFACES SHALL CONFORM IN GRADE, COLOR AND FINISH TO MATCH EXISTING CONCRETE.
27. THE CONTRACTOR SHALL STAMP AN "S" IN THE FACE OF THE CURB AT THE LOCATION OF THE SEWER LATERAL.
28. NO CONCRETE SHALL BE PLACED UNTIL THE FORMS AND REINFORCING STEEL HAVE BEEN PLACED, INSPECTED AND APPROVED.
29. ALL UNDERGROUND UTILITIES SHALL BE INSTALLED, TESTED AND APPROVED PRIOR TO PAVING OF STREETS.
30. PAVEMENT STRUCTURAL SECTIONS SHOWN ARE MINIMUM AND SUBJECT TO REVISION AND APPROVAL OF THE CITY ENGINEER AS DETERMINED BY SOILS TESTS TAKEN AFTER COMPLETION OF ROUGH GRADING AND IN CONSIDERATION OF THE APPROPRIATE R-VALUE.
31. ACTUAL THICKNESS OF A.C. PAVEMENT AND/OR BASE COURSE MATERIAL FOR STRUCTURAL STREET SECTIONS SHALL BE RECOMMENDED BY A GEOTECHNICAL REPORT AND SUBMITTED TO THE CITY OF BANNING FOR APPROVAL UPON COMPLETION OF ROUGH GRADING.
32. ALL MANHOLES, CLEANOUT FRAMES, COVERS AND VALVE BOXES SHALL BE RAISED TO FINISHED GRADE BY THE PAVING CONTRACTOR UPON COMPLETION OF PAVING AND PER THE CITY OF BANNING'S REQUIREMENTS.
33. UPON COMPLETION OF CONSTRUCTION, CONTRACTOR SHALL RESTORE ALL SIGNING, STRIPING, BARRICADES, AND OTHER TRAFFIC CONTROL DEVICES TO THE SATISFACTION OF THE CITY ENGINEER.
34. CONTRACTOR SHALL RELOCATE AND/OR REPLACE LANDSCAPING, SPRINKLERS AND SIDEWALKS AFFECTED BY THE CONSTRUCTION TO THE SATISFACTION OF THE CITY ENGINEER.
35. AS-BUILT DRAWINGS SHALL BE PROVIDED BY THE CONTRACTOR TO THE ENGINEER OF RECORD, WHO SHALL PROVIDE RECORD DRAWINGS TO THE CITY ENGINEER.
36. IF AND WHEN TRAFFIC LOOP DETECTORS ARE DISTURBED, THEY SHALL BE REPLACED AS SOON AS POSSIBLE, PER THE CITY ENGINEER'S DIRECTION.
37. STREET NAME AND DIRECTIONAL SIGNS SHALL MEET ALL CA MUTCD AND CITY REQUIREMENTS.

CITY OF BEAUMONT CALIFORNIA INC.NOV.18,1912

REVIEWED BY: _____ STAFF ENGINEER _____ DATE

RECOMMENDED FOR APPROVAL BY: _____ _____ DATE

APPROVED BY: _____ CITY ENGINEER _____ DATE

CITY OF BEAUMONT
PUBLIC WORKS DEPART., ENGINEERING DIVISION

CITY OF BEAUMONT GENERAL NOTES:

1. THE CONTRACTOR SHALL BE RESPONSIBLE FOR THE CLEARING OF THE PROPOSED WORK AREA, AND RELOCATION COSTS OF ALL EXISTING UTILITIES. PERMITEE MUST INFORM COUNTY OF RIVERSIDE AT CITY OF BEAUMONT AT (951)769-8520 OF CONSTRUCTION SCHEDULE AT LEAST 48 HOURS PRIOR TO BEGINNING OF CONSTRUCTION.
2. ALL WORK SHALL CONFORM TO THE REQUIREMENTS OF THE RIVERSIDE COUNTY TRANSPORTATION DEPARTMENT IMPROVEMENT STANDARDS AND SPECIFICATIONS, LATEST EDITION, COUNTY ORDINANCE NO. 461 AND SUBSEQUENT AMENDMENTS.
3. ALL UNDERGROUND FACILITIES, WITH LATERALS, SHALL BE IN PLACE PRIOR TO PAVING THE STREET, INCLUDING, BUT NOT LIMITED TO, THE FOLLOWING: SEWER, WATER, ELECTRIC, GAS, STORM DRAINS.
4. IT SHALL BE THE RESPONSIBILITY OF THE CONTRACTOR OR DEVELOPER TO INSTALL AND MAINTAIN ALL CONSTRUCTION, REGULATORY, GUIDE AND WARNING SIGNS WITHIN THE PROJECT LIMITS AND ITS SURROUNDINGS TO PROVIDE SAFE PASSAGE FOR THE TRAVELING PUBLIC AND WORKERS UNTIL THE FINAL COMPLETION AND ACCEPTANCE OF THE PROJECT BY THE CITY.
5. ANY PRIVATE DRAINAGE FACILITIES SHOWN ON THESE PLANS ARE FOR INFORMATION ONLY. BY SIGNING THESE IMPROVEMENT PLANS, NO REVIEW OR APPROVAL OF THOSE PRIVATE FACILITIES IS IMPLIED OR INTENDED BY CITY OF BEAUMONT PUBLIC WORKS DEPT.
6. IT SHALL BE THE RESPONSIBILITY OF THE DEVELOPER/OWNER OR CONTRACTOR TO APPLY TO THE CITY OF BEAUMONT PUBLIC WORKS DEPARTMENT, PERMIT SECTION, FOR AN ENCROACHMENT PERMIT FOR WALL WORK PERFORMED WITHIN PUBLIC RIGHT-OF-WAY, DEDICATED AND ACCEPTED FOR PUBLIC USE; AND TO BE RESPONSIBLE FOR SATISFACTORY COMPLIANCE FOR ALL CURRENT ENVIRONMENTAL REGULATIONS DURING THE LIFE OF CONSTRUCTION ACTIVITIES FOR THIS PROJECT. ADDITIONAL STUDIES AND/OR PERMITS MAY BE REQUIRED.
7. THE DEVELOPER WILL INSTALL STREET NAME SIGNS CONFORMING TO COUNTY STANDARD NO. 816.
8. ALL STREET SECTIONS ARE TENTATIVE. ADDITIONAL SOIL TESTS SHALL BE TAKEN BY THE COUNTY AFTER ROUGH GRADING TO DETERMINE THE EXACT STREET SECTION REQUIREMENTS. USE RCRD STANDARD NO. 401 IF EXPANSIVE SOILS ARE ENCOUNTERED.
9. IT SHALL BE THE RESPONSIBILITY OF THE DEVELOPER TO NOTIFY THE ENGINEER TO INSTALL STREET CENTERLINE MONUMENTS AS REQUIRED BY RIVERSIDE COUNTY ORDINANCE NO. 461.
10. ASPHALTIC EMULSION (FOG SEAL) SHALL BE APPLIED NOT LESS THAN 14 DAYS FOLLOWING PLACEMENT OF THE ASPHALT SURFACING. FOG SEAL AND PAINT BINDER SHALL BE APPLIED AT A RATE OF 0.05 AND 0.03 GALLONS PER SQUARE YARD, RESPECTIVELY. ASPHALTIC EMULSION SHALL CONFORM TO SECTION 37, 39, AND 94 OF THE STATE STANDARD SPECIFICATIONS.
11. AS DETERMINED BY THE TRANSPORTATION DIRECTOR(COUNTY OF RIVERSIDE) AND PUBLIC WORKS DIRECTOR(CITY OF BEAUMONT), THE DEVELOPER IS RESPONSIBLE AS A MINIMUM FOR ROAD IMPROVEMENTS TO CENTERLINE, AND MAY BE REQUIRED TO RECONSTRUCT EXISTING PAVEMENT, INCLUDING BASE, AND MATCHING OVERLAY REQUIRED TO MEET THE STRUCTURAL STANDARDS FOR THE CURRENT ASSIGNED TRAFFIC INDEX.
12. CONSTRUCTION PROJECTS DISTURBING MORE THAN ONE ACRE MUST OBTAIN A NATIONAL POLLUTANT DISCHARGE ELIMINATION SYSTEM (NPDES) PERMIT. OWNERS/DEVELOPERS ARE REQUIRED TO FILE A NOTICE OF INTENT (NOI) WITH THE STATE WATER RESOURCES CONTROL BOARD (SWRCB), PREPARE A STORM WATER POLLUTION PREVENTION PLAN (SWPPP) AND MONITORING PLAN FOR THE SITE.
13. THE DEVELOPER SHALL BE RESPONSIBLE FOR THE INSTALLATION OF ADDITIONAL SIGNS AND MARKINGS NOT INCLUDED IN THE SIGNING AND STRIPING PLAN WITHIN THE PROJECT AREAS, OR ON ROADWAYS ADJACENT TO THE PROJECT BOUNDARIES, UPON THE REQUEST OF THE PUBLIC WORKS DIRECTOR AND DIRECTOR OF TRANSPORTATION OR HIS DESIGNEE TO IMPROVE TRAFFIC SAFETY ON THE ROADS UNDER THE JURISDICTION OF THE DEVELOPER.
14. EXISTING STORM DRAIN PIPES/CULVERTS (WHETHER TO BE CONNECTED TO, EXTENDED, ADJUSTED, DRAINED TO, OR JUST IN THE PROJECT VICINITY) MUST BE REPAIRED, AND/OR CLEANED TO MAKE THEM FUNCTIONAL AND ACCEPTABLE AS DIRECTED BY THE PUBLIC WORKS DEPARTMENT.
15. ALL STORM DRAIN, CATCH BASINS AND STORM WATER RUNOFF STRUCTURES WILL BE PROVIDED WITH ADEQUATE CAPABILITIES TO FILTER AND RETAIN SEDIMENT AND GRIT, OIL AND GREASE, TO PREVENT POLLUTION IN STORM WATER RUNOFF IN COMPLIANCE WITH THE CITY OF BEAUMONT'S BEST MANAGEMENT PRACTICES AND THE BEAUMONT DRAINAGE MASTER PLAN FOR STORM WATER AS WELL AS BEST MANAGEMENT PRACTICES IDENTIFIED IN THE CURRENT REPORT OF WASTE DISCHARGE FOR RIVERSIDE COUNTY PERMITTEES.
16. DEVELOPER SHALL BE FULLY RESPONSIBLE IN ASSURING THAT PROPOSED IMPROVEMENTS CONFORM TO THE APPROVED PLANS, SPECIFICATIONS AND CITY OF BEAUMONT STANDARDS. WHERE DEVIATIONS EXIST, DEVELOPER SHALL PROPOSE CORRECTIVE MEASURES FOR REVIEW AND APPROVAL BY THE CITY.
17. THE DEVELOPER SHALL HAVE GEOTECHNICAL/SOILS ENGINEERING FIRM OBSERVE TRENCHING, BACKFILLING, AND SOIL COMPACTION OF ALL UTILITY TRENCHES WITHIN ALL EASEMENTS AND ROAD RIGHTS OF WAY. TWO SETS OF COMPACTION REPORTS CERTIFYING THAT WORKS WERE DONE IN CONFORMANCE TO STANDARDS AND GEOTECHNICAL REPORT SHALL BE SUBMITTED AFTER EACH UTILITY TRENCH IS COMPLETED AND CERTIFIED. COMPACTION REPORT MUST BE SUBMITTED TO THE DEPT. OF PUBLIC WORKS AT LEAST TWO WORKING DAYS BEFORE AGGREGATE BASE MATERIALS ARE PLACED ONSITE.
18. INSTALL STREET TREES IN ACCORDANCE WITH ORDINANCE NO. 460 & 499.
19. THE CITY RESERVES THE RIGHT TO REQUIRE REVISION OF THE APPROVED PLANS TO CONFORM WITH CURRENT STANDARDS AND TO POST A NEW BOND IF CONSTRUCTION HAS NOT COMMENCED WITHIN TWO YEARS AFTER PLANS WERE APPROVED.
20. TRENCHING FOR UTILITIES AND STRUCTURES IS NOT ALLOWED UNTIL SOIL COMPACTION REPORT IS SUBMITTED TO AND APPROVED BY THE PUBLIC WORKS DEPARTMENT.
21. WDID NO. 7 33C383910

DECLARATION OF ENGINEER OF RECORD:

I HEREBY DECLARE THAT THE DESIGN OF THE IMPROVEMENTS AS SHOWN ON THESE PLANS COMPLIES WITH PROFESSIONAL ENGINEERING STANDARDS AND PRACTICES. AS THE ENGINEER IN RESPONSIBLE CHARGE OF DESIGN OF THESE IMPROVEMENTS, I ASSUME FULL RESPONSIBLE CHARGE FOR SUCH DESIGN. I UNDERSTAND AND AKNOWLEDGE THAT THE PLAN CHECK OF THESE PLANS BY THE CITY OF BEAUMONT AND BANNING IS A REVIEW FOR THE LIMITED PURPOSE OF ENSURING THAT THE PLANS COMPLY WITH CITY PROCEDURES, AND OTHER APPLICABLE CODES AND ORDINANCES. THE PLAN CHECK IS NOT A DETERMINATION OF THE TECHNICAL ADEQUACY OF THE DESIGN OF THE IMPROVEMENTS. SUCH PLAN CHECK DOES NOT, THEREFORE, RELIEVE ME OF MY RESPONSIBILITY.

AS THE ENGINEER OF RECORD, I AGREE TO DEFEND AND INDEMNIFY THE CITY OF BEAUMONT AND BANNING. ITS OFFICERS, ITS AGENTS, AND ITS EMPLOYEES FROM ANY AND ALL LIABILITY, CLAIMS, DAMAGES, OR INJURIES TO ANY PERSON OR PROPERTY ARISING FROM NEGLIGENT ACTS, ERRORS OR OMMISSIONS OF THE ENGINEER OF RECORD, HIS EMPLOYEES, HIS AGENTS OR HIS CONSULTANTS.

SIGNATURE: _____ EDWARD J. LENTH, RCE DATE: 4/7/2022 LICENSE NO: 052496 EXP: 12-31-22

LEGAL DESCRIPTION

LOTS 1-7, 10; AND PORTIONS OF LOTS 8, 9, 10, 18, & 19; OF TRACT MAP NO. 34330, FILED IN BOOK 429 OF MAPS, PAGES 84 THROUGH 103, INCLUSIVE, IN THE OFFICE OF THE COUNTY RECORDER OF RIVERSIDE COUNTY, CALIFORNIA.

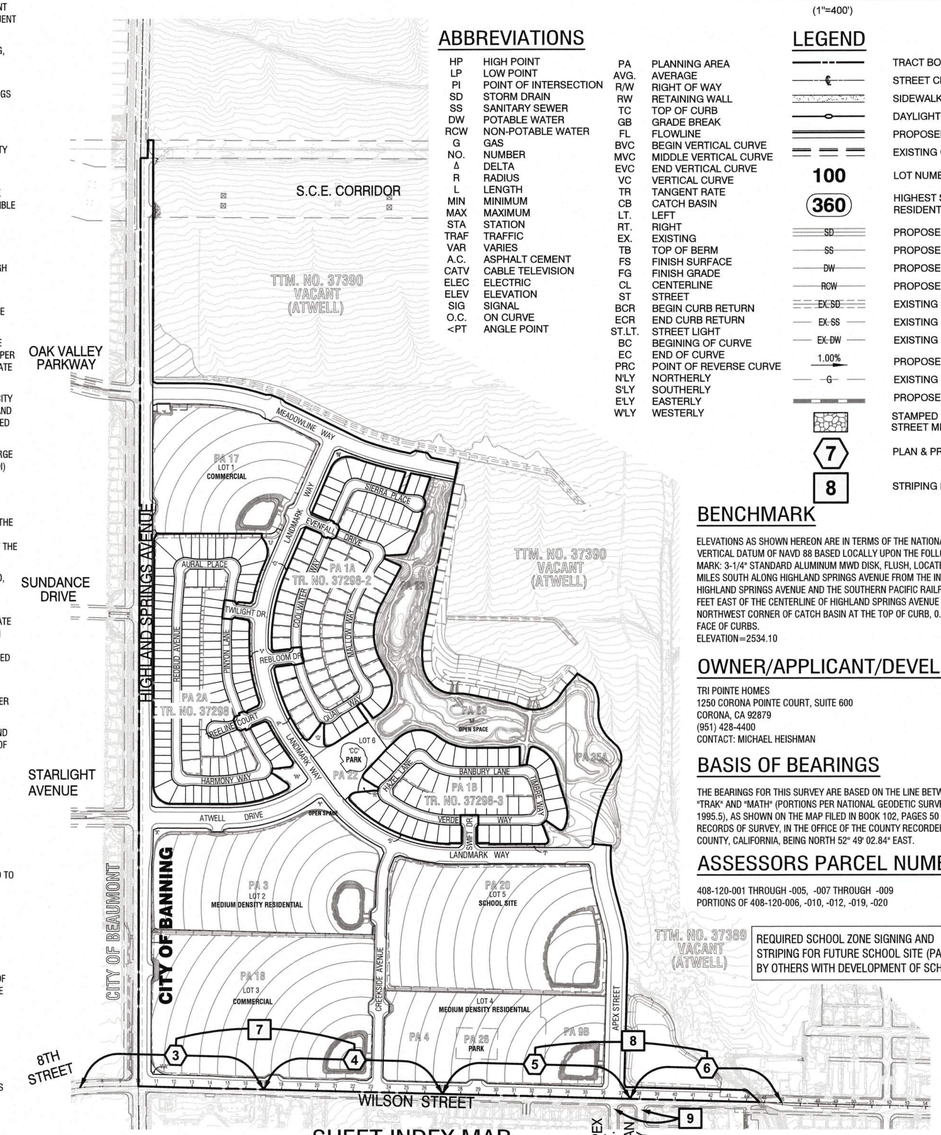

SHEET INDEX MAP

SCALE: 1"=400'

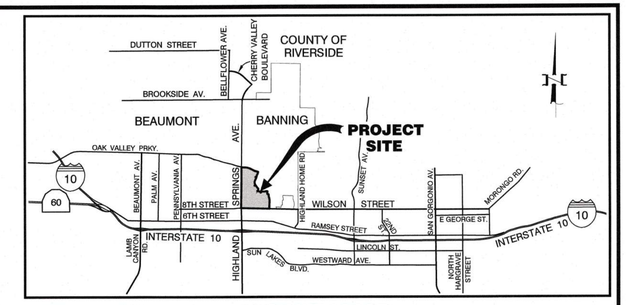

VICINITY MAP

NOT TO SCALE

400 0 200 400 800 1600

(1"=400')

ABBREVIATIONS

HP	HIGH POINT
LP	LOW POINT
PI	POINT OF INTERSECTION
SD	STORM DRAIN
SS	SANITARY SEWER
DW	POTABLE WATER
RCW	NON-POTABLE WATER
G	GAS
NO.	NUMBER
Δ	DELTA
R	RADIUS
L	LENGTH
MIN	MINIMUM
MAX	MAXIMUM
STA	STATION
TRAF	TRAFFIC
VAR	VARIES
A.C.	ASPHALT CEMENT
CATV	CABLE TELEVISION
ELEC	ELECTRIC
ELEV	ELEVATION
SIG	SIGNAL
O.C.	ON CURVE
<PT	ANGLE POINT
PA	PLANNING AREA
AVG.	AVERAGE
R/W	RIGHT OF WAY
RW	RETAINING WALL
TC	TOP OF CURB
GB	GRADE BREAK
FL	FLOWLINE
BVC	BEGIN VERTICAL CURVE
MVC	MIDDLE VERTICAL CURVE
EVC	END VERTICAL CURVE
VC	VERTICAL CURVE
TR	TANGENT RATE
CB	CATCH BASIN
LT.	LEFT
RT.	RIGHT
EX.	EXISTING
TB	TOP OF BERM
FS	FINISH SURFACE
FG	FINISH GRADE
CL	CENTERLINE
ST	STREET
BCR	BEGIN CURB RETURN
ECR	END CURB RETURN
ST.LT.	STREET LIGHT
BC	BEGINING OF CURVE
EC	END OF CURVE
PRC	POINT OF REVERSE CURVE
N'LY	NORTHERLY
S'LY	SOUTHERLY
E'LY	EASTERLY
W'LY	WESTERLY

LEGEND

	TRACT BOUNDARY
	STREET CENTERLINE
	SIDEWALK
	DAYLIGHT LINE
	PROPOSED CURB & GUTTER
	EXISTING CURB & GUTTER
100	LOT NUMBER
360	HIGHEST SINGLE-FAMILY RESIDENTAIL LOT NUMBER
SD	PROPOSED STORM DRAIN
SS	PROPOSED SANITARY SEWER
DW	PROPOSED POTABLE WATER
RCW	PROPOSED NON-POTABLE WATER
EX. SD	EXISTING STORM DRAIN
EX. SS	EXISTING SANITARY SEWER
EX. DW	EXISTING POTABLE WATER
1.00%	PROPOSED STREET GRADE
G	EXISTING GAS LINE
	PROPOSED RETAINING WALL
	STAMPED CONCRETE STREET MEDIAN FINISH
7	PLAN & PROFILE SHEET NUMBER
8	STRIPING PLAN SHEET NUMBER

BENCHMARK

ELEVATIONS AS SHOWN HEREON ARE IN TERMS OF THE NATIONAL GEODETIC VERTICAL DATUM OF NAVD 88 BASED LOCALLY UPON THE FOLLOWING BENCH MARK: 3-1/4" STANDARD ALUMINUM MWD DISK, FLUSH, LOCATED IN BANNING, 0.6 MILES SOUTH ALONG HIGHLAND SPRINGS AVENUE FROM THE INTERSECTION OF HIGHLAND SPRINGS AVENUE AND THE SOUTHERN PACIFIC RAILROAD BRIDGE, 17.5 FEET EAST OF THE CENTERLINE OF HIGHLAND SPRINGS AVENUE AT THE NORTHWEST CORNER OF CATCH BASIN AT THE TOP OF CURB, 0.5 FEET EAST OF FACE OF CURBS.
ELEVATION=2534.10

OWNER/APPLICANT/DEVELOPER

TRI POINTE HOMES
1250 CORONA POINTE COURT, SUITE 600
CORONA, CA 92879
(951) 428-4400
CONTACT: MICHAEL HEISHMAN

BASIS OF BEARINGS

THE BEARINGS FOR THIS SURVEY ARE BASED ON THE LINE BETWEEN STATIONS "TRAK" AND "MATH" (PORTIONS PER NATIONAL GEODETIC SURVEY, NAD 83, EPOCH 1995.5), AS SHOWN ON THE MAP FILED IN BOOK 102, PAGES 50 THROUGH 65 OF RECORDS OF SURVEY, IN THE OFFICE OF THE COUNTY RECORDER OF RIVERSIDE COUNTY, CALIFORNIA, BEING NORTH 52° 49' 02.84" EAST.

ASSESSORS PARCEL NUMBERS

408-120-001 THROUGH -005, -007 THROUGH -009
PORTIONS OF 408-120-006, -010, -012, -019, -020

VICINITY MAP

NOT TO SCALE

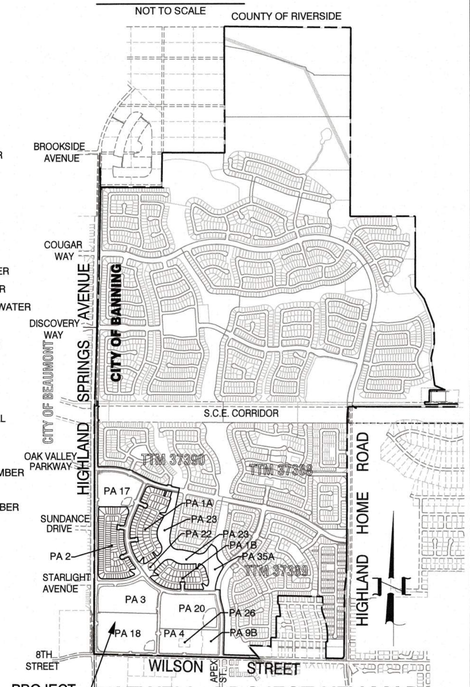

ATWELL PROJECT KEY MAP

SCALE: 1"=1500'

SHEET INDEX

SHEET 1	TITLE SHEET AND SHEET INDEX MAP
SHEET 2	STREET TYPICAL SECTIONS, CONSTRUCTION NOTES AND DETAILS
SHEET 3	8TH ST.-WILSON STREET, STA. 9+18.31 TO 17+00.00
SHEET 4	WILSON STREET, STA. 17+00.00 TO 27+00.00
SHEET 5	WILSON STREET, STA. 27+00.00 TO 37+50.00
SHEET 6	WILSON STREET, STA. 37+50.00 TO 47+30.00
SHEET 7-9	WILSON STREET SIGNING AND STRIPING PLAN
SHEET 10-15	WILSON STREET SECTIONS

ENGINEER'S NOTES:

CONTRACTOR AGREES THAT HE SHALL ASSUME SOLE AND COMPLETE RESPONSIBILITY FOR JOB SITE CONDITIONS DURING THE COURSE OF CONSCTRUCTION OF THIS PROJECT, INCLUDING SAFETY OF ALL PERSONS AND PROPERTY; THAT THIS REQUIREMENT SHALL APPLY CONTINUOUSLY AND NOT BE LIMITED TO NORMAL WORKING HOURS, AND THAT THE CONTRACTOR SHALL DEFEND, INDEMNIFY AND HOLD THE OWNER AND THE ENGINEER HARMLESS FROM ANY ALL LIABILITY, REAL OR ALLEGED, IN CONNECTION WITH THE PERFORMANCE OF WORK ON THIS PROJECT, EXCEPTING FOR LIABILITY ARISING FROM THE SOLE NEGLIGENCE OF THE OWNER OR ENGINEER.

THE EXISTENCE AND LOCATION OF ANY UNDERGROUND UTILITIES OF STRUCTURES SHOWN ON THESE PLANS ARE OBTAINED BY A DILIGENT SEARCH OF AVAILABLE RECORDS, THE CONTRACTOR IS REQUIRED TO TAKE ALL PRECAUTIONARY MEASURES TO PROTECT THE UTILITIES SHOWN AND ANY OTHER LINES OR STRUCTURES NOT SHOWN ON THESE PLANS AND IS RESPONSIBLE FOR THE PROTECTION OF, ANY DAMAGE TO THESE LINES OR STRUCTURES. THE CONTRACTOR SHALL CALL UNDERGROUND SERVICE ALERT (USA) AT 1-800-422-4133 AT LEAST TWO WORKING DAYS PRIOR TO EXCAVATION IN ORDER TO DETERMINE ACTUAL FIELD LOCATION OF EXISTING UTILITIES.

ENGINEER'S NOTE TO CONTRACTORS:

THE EXISTENCE AND LOCATION OF ANY UNDERGROUND UTILITY PIPES OR STRUCTURES SHOWN ON THESE PLANS WERE OBTAINED BY A SEARCH OF AVAILABLE RECORDS. THESE LOCATIONS ARE APPROXIMATE AND SHALL BE CONFIRMED IN FIELD BY THE CONTRACTOR, SO THAT ANY NECESSARY ADJUSTMENT CAN BE MADE IN ALIGNMENT AND/OR GRADE OF THE PROPOSED IMPROVEMENT. THE CONTRACTOR IS REQUIRED TO TAKE DUE PRECAUTIONARY MEASURES TO PROTECT ANY UTILITY LINES SHOWN AND ANY OTHER LINES NOT OF RECORD OR NOT SHOWN ON THESE PLANS.

Call before you Dig
Avoid cutting underground utility lines. It's costly.
Call 811 OR 1-800-423-4133

REVISIONS

MARK		APPR	DATE
3	ADD CROSSWALK FOR SIGNALIZED INTERSECTION.		
2	AS-BUILT PLAN		
1	REVISED SIDEWALK FOR PROPOSED ELEC. VAULT LOCATIONS		

PLANS PREPARED BY:
MDS CONSULTING — MORSE SCHULTZ
17320 Redhill Avenue, Suite 350, Irvine, CA 92614, Voice: 949-251-8821
PLANNERS ENGINEERS SURVEYORS

SUBMITTED BY:
EDWARD J. LENTH — 4/7/2022 DATE
RCE# 052496 EXP. 12-31-22

REGISTERED PROFESSIONAL ENGINEER EDWARD J. LENTH No. 052496 Exp. 12-31-22 CIVIL STATE OF CALIFORNIA

INCORPORATED 1914 City of BANNING ENDLESS OPPORTUNITY

CITY OF BANNING

RECOMMENDED FOR APPROVAL BY:
KEVIN D. SIN, RCE #71299 — EXP. 12/31/23 — 4/6/22 DATE
SENIOR CIVIL ENGINEER

APPROVED BY:
NATHAN C. SMITH, RCE #74754 — EXP. 12/31/23 — 4/22/22 DATE
DEPUTY DIRECTOR OF PUBLIC WORKS/CITY ENGINEER

OFF-SITE STREET IMPROVEMENT PLAN
TRACT NO. 37298-1, ATWELL
WILSON STREET
TITLE SHEET
SHEET INDEX MAP

W.O. No.
CIP No.
PROJECT No. 3291
SHEET 1 OF 15

TRACT NO. 37298-1, OFF-SITE STREET IMPROVEMENT PLAN, WILSON STREET

MDS Proj. Data: I:\89404\ENGINEERING\Plans\37298-1\Street\OffSite Created: 03.22.2022 02:07:47 PM Author:---- Last Edit: 03.22.2022 02:07:47 PM By: Station105
Plot Scale: 0.366663 Dwg Scale: ---
MDS File: 89404 37298-1 (Wilson) ST3r001 TT.dwg Plot Date: 04.07.2022 5:48:24 AM By: station105

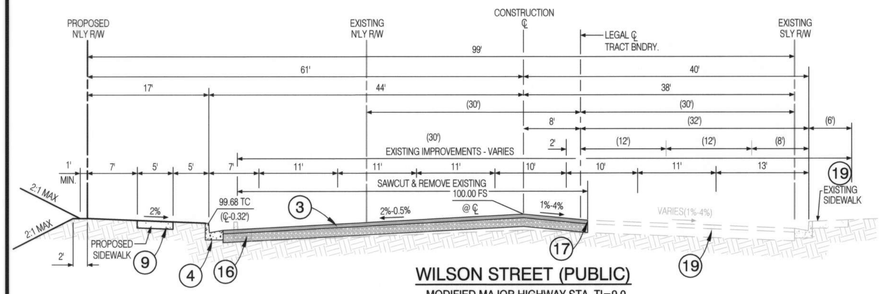

WILSON STREET (PUBLIC)

MODIFIED MAJOR HIGHWAY STA. TI=9.0
STA.10+80 TO 13+91
SCALE: HORIZ - 1"=10'
VERT - 1"=5'

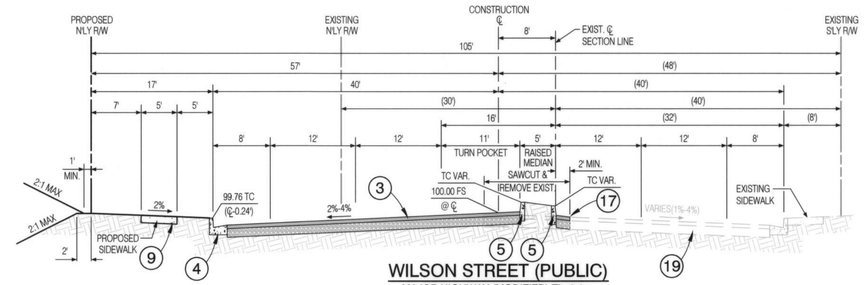

WILSON STREET (PUBLIC)

MAJOR HIGHWAY (MODIFIED) TI=9.0
STA.27+10 TO 28+08, STA.32+10 TO 33+41 AND STA.37+08 TO 38+02
SCALE: HORIZ - 1"=10'
VERT - 1"=5'

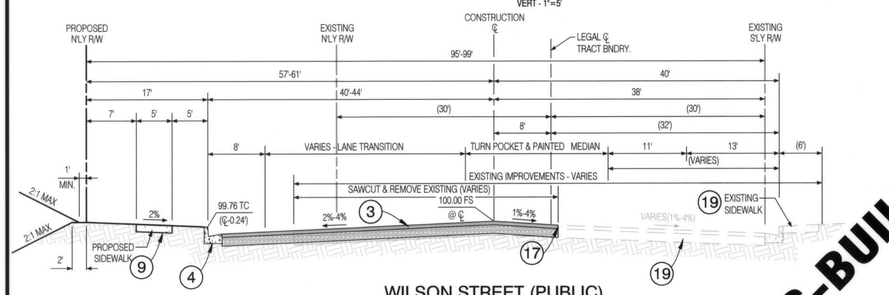

WILSON STREET (PUBLIC)

MAJOR HIGHWAY (MODIFIED) TI=9.0
STA.13+91 TO 15+11
SCALE: HORIZ - 1"=10'
VERT - 1"=5'

AS-BUILT

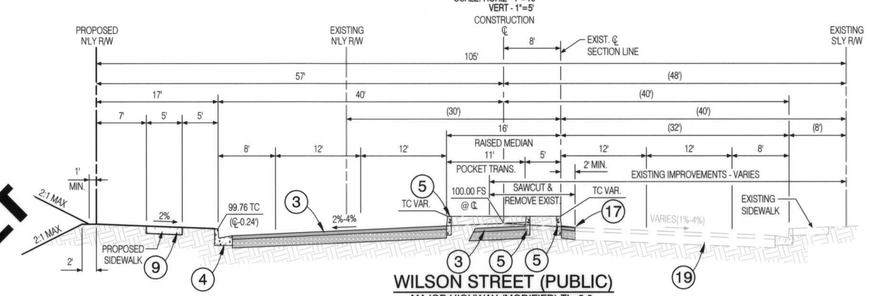

WILSON STREET (PUBLIC)

MAJOR HIGHWAY (MODIFIED) TI=9.0
STA.29+28 TO 30+71 AND STA.38+02 TO 39+22
SCALE: HORIZ - 1"=10', VERT - 1"=5'

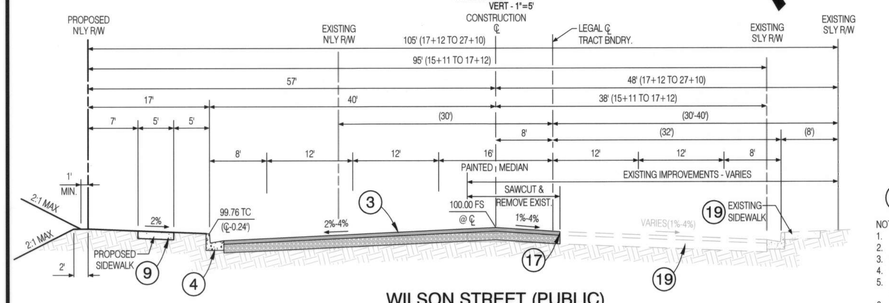

WILSON STREET (PUBLIC)

MAJOR HIGHWAY (MODIFIED) TI=9.0
STA.15+11 TO 27+10, STA.31+30 TO 32+10 AND STA.39+31 TO 42+50
SCALE: HORIZ - 1"=10'
VERT - 1"=5'

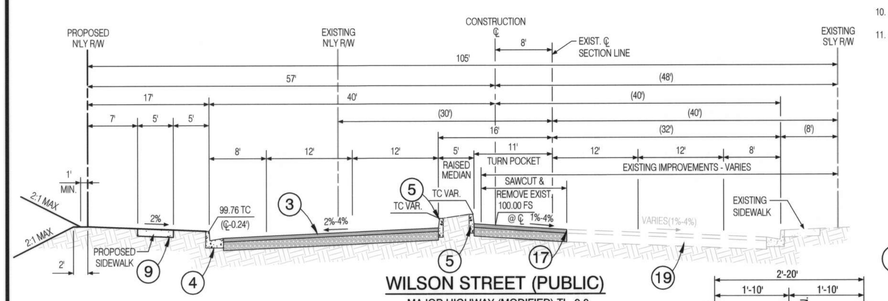

WILSON STREET (PUBLIC)

MAJOR HIGHWAY (MODIFIED) TI=9.0
STA.34+61 TO 36+04
SCALE: HORIZ - 1"=10'
VERT - 1"=5'

CURB FACE	X	Y	Z
8 INCHES	8"	16"	2"

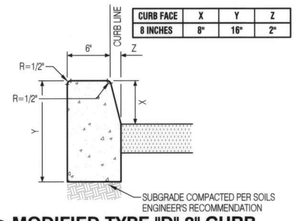

5 MODIFIED TYPE "D" 8" CURB

CITY STD. DWG. NO. C-203 (NO CLASS II AGGREGATE)
NTS

NOTES:
1. CONCRETE SHALL BE CLASS 520-C-2500 P.C.C. CURED WITH WHITE PIGMENTED CURING COMPOUND.
2. ALL EXPOSED CORNERS SHALL BE FINISHED WITH 1/2" RADIUS.
3. FINISH SHALL BE STEEL TROWEL FINISH.
4. FLOWLINE SHALL BE STEEL TROWEL FINISH.
5. CURB SHALL HAVE EXPANSION JOINTS AT B.C.R. AND E.C.R. AND WEAKENED PLANE JOINTS AT 10' INTERVAL; NO SCORE LINES ALLOWED.
6. SUBGRADE SHALL BE COMPACTED PER SOILS ENGINEER'S RECOMMENDATIONS UNDER CURB AND GUTTER.
7. WHEN CURB AND GUTTER IS PLACED BY AN EXTRUSION MACHINE, FINISHING WORK SHALL PROVIDE AN ACCEPTABLE FINISH AND WEAKENED PLANE JOINTS MAY BE SAWCUT.
8. MINIMUM GRADE = 0.40%.
9. A MIN. 1' WIDE AC PAVEMENT REPAIR SECTION SHALL BE CONSTRUCTED WHEN CURB AND GUTTER IS PLACED ADJACENT TO EXISTING AC PAVEMENT.
10. PAVEMENT SURFACE SHALL BE FLUSH WITH THE EDGE OF GUTTER (NO LIP) WHEN FRONTING THE BOTTOM OF AN ACCESS RAMP.
11. EXISTING P.C.C. SHALL BE SAWCUT AT SCORELINE PRIOR TO REMOVAL.

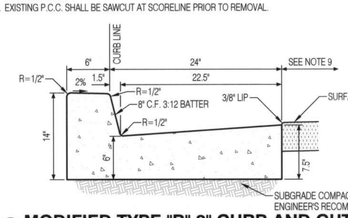

4 MODIFIED TYPE "B" 8" CURB AND GUTTER

CITY STD. DWG. NO. C-201 (NO CLASS II AGGREGATE)
NTS

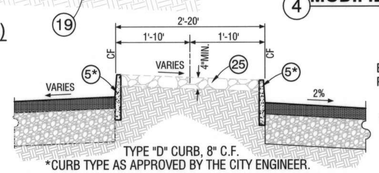

STAMPED CONCRETE MEDIAN DETAIL

NOT TO SCALE

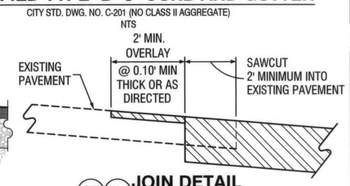

17 103 JOIN DETAIL

NOT TO SCALE

MDS Consulting
RECORD DRAWINGS
Information Obtained from
City's Records NONE
Engineer's Records MDS CONSULTING
Contractor's Records ALL AMERICAN ASPHALT
By ____ Date 7/13/2021
EDWARD J. LENTH RCE. 052496

PAVEMENT SCHEDULE

STATION LIMITS	AC THICKNESS	BASE THICKNESS
STATION 10+80 TO 18+00	5.5"	8.5"
STATION 18+00 TO 29+00	5.5"	7.0"
STATION 29+00 TO 38+00	5.5"	9.0"
STATION 38+00 TO 44+25	5.5"	10.0"

CITY OF BANNING CONSTRUCTION NOTES AND ESTIMATED QUANTITIES

	STREET IMPROVEMENTS	UNIT	QUANTITY
1	CONSTRUCT 4" AC PAVEMENT OVER 6" CLASS II AGGREGATE BASE.	SF	3,520
2	CONSTRUCT 4" PAVEMENT OVER 11" CLASS II AGGREGATE BASE.	SF	4,024
3	CONSTRUCT AC PAVEMENT OVER CLASS II AGGREGATE BASE PER PAVEMENT SCHEDULE HEREON.	SF	149,151
4	CONSTRUCT MODIFIED TYPE "B" 8" CURB AND GUTTER PER CITY STD. NO. C-201,(NO CLASS II BASE), DETAIL HEREON.	LF	2,647
5	CONSTRUCT MODIFIED TYPE "D" 8" CURB PER CITY STD. NO. C-203,(NO CLASS II BASE), DETAIL HEREON.	LF	2,129
6	CONSTRUCT MODIFIED CURB FACE TRANSITION FROM 8" TO 6" CURB FACE,(NO CLASS II BASE), DETAIL ON SHEET 4.	EA	4
7	CONSTRUCT MODIFIED LOCAL DEPRESSION PER R.C.F.C.&W.C.D. STD. DWG. NO. LD201 AND DETAIL ON SHT. 5. ALSO SEE DETAILS ON THE STORM DRAIN IMPROVEMENT PLAN.	EA	1
8	CONSTRUCT CROSS GUTTER AND SPANDREL PER CITY STD. NO. C-211.	SF	3,177
9	CONSTRUCT 4" THICK P.C.C. SIDEWALK PER CITY STD. NO. C-213.	SF	19,751
11	CONSTRUCT ACCESS RAMP TYPE I PER CITY STD. NO. 214.	EA	8
12	CONSTRUCT STANDARD BUS BAY PER CITY STD. NO. 216.	EA	1,420
13	INSTALL BARRICADE PER COUNTY OF RIVERSIDE STD. NO. 810.	LF	289
14	ADJUST SEWER MANHOLE COVER TO GRADE.	EA	18
15	ADJUST STORM DRAIN MANHOLE COVER TO GRADE.	EA	4
16	SAWCUT AND REMOVE EXISTING CURB & GUTTER.	LF	105
17	SAWCUT, REMOVE EXISTING PAVEMENT AND JOIN PER PLANS AND DETAIL HEREON.	SF	77,114
18	CONSTRUCT 0.21' AC GRIND AND MINIMUM 0.21' AC OVERLAY PER SOILS ENGINEER RECOMMENDATIONS.	SF	3,540
19	PROTECT-IN-PLACE EXISTING.	LS	1
20	EXISTING TO BE RELOCATED BY OTHERS.	LS	1
21	EXISTING TO BE REMOVED.	LS	1
22	INSTALL LED STREET LIGHT (200W HPS, 22,000 LUMENS EQUIVALENT) PER CITY STD. DWG. NO. 600-30 & 600-301.	EA	7
23	CONSTRUCT MODIFIED RESIDENTIAL DRIVEWAY APPROACH PER CITY STD. NO. C-207,(NO CLASS II BASE).	SF	0
24	SAWCUT AND REMOVE EXISTING AC BERM.	LF	2,234
25	CONSTRUCT MIN. 4" THICK STAMPED CONC. (RIVER ROCK, COLOR STD. GREY) IN MEDIAN.	SF	4,289
26	INSTALL TRAFFIC SIGNAL CONDUIT TYPE 3, SCH. 80 PVC SLEEVE, SIZE AND NUMBER PER PLAN.	LF	402
2 27	CONSTRUCT PAVEMENT CEMENT TREATMENT.	SF	40,986

CITY OF BEAUMONT CONSTRUCTION NOTES AND ESTIMATED QUANTITIES

	STREET IMPROVEMENTS	UNIT	QUANTITY
101	CONSTRUCT TYPE A-6 CURB AND GUTTER PER COUNTY OF RIVERSIDE STD. NO. 200.	LF	15
102	SAWCUT AND REMOVE EXISTING DRIVE APPROACH.	LF	15
103	SAWCUT AND REMOVE 2' MIN. WIDTH OF EXISTING PAVEMENT, REPLACE AND OVERLAY PER JOINT DETAIL HEREON.	LF	15
104	PROTECT-IN-PLACE EXISTING.	LS	1
105	CONSTRUCT AC PAVEMENT OVER CLASS II AGGREGATE BASE IN KIND.	SF	20

CITY OF BANNING SIGNING & STRIPING NOTES AND ESTIMATED QUANTITIES

	SIGNING & STRIPING IMPROVEMENTS	UNIT	QUANTITY
50	INSTALL MODIFIED SIGN POST PER R.C.T.D. STD. DWG. NO. 816 AND DET. SHT. NO. 9	EA	23
51	INSTALL R2-1 SIGN ("SPEED LIMIT 45") PER CA MUTCD STD. AND DET. SHT. NO. 9.	EA	1
52	INSTALL R81(CA) SIGN ("BIKE LANE") PER CA MUTCD STD. AND DETAIL ON SHEET NO. 9.	EA	5
53	INSTALL R81B(CA) SIGN (END) PER CA MUTCD STD. AND DETAIL ON SHEET NO. 9.	EA	1
54	INSTALL R3-2 SIGN ("NO LEFT TURN") PER CA MUTCD STD. AND DETAIL ON SHEET NO. 9.	EA	2
55	INSTALL 8" SKIP WHITE CHANNELIZING STRIPE PER CALTRANS STD. DWG. NO A20D, DETAIL 38C.	LF	775
56	INSTALL R4-11 SIGN (BICYCLES MAY USE FULL LANE) PER CA MUTCD STD. AND DETAIL ON SHEET NO. 9.	EA	1
57	INSTALL R7-9A SIGN (NO PARKING - BIKE LANE) PER CA MUTCD STD. AND DETAIL ON SHEET NO. 9.	EA	12
58	INSTALL LEFT EDGELINE STRIPE PER CALTRANS STD. DWG. NO. A20B DETAIL 25.	LF	2,064
59	INSTALL R4-7 SIGN (STAY RIGHT) PER CA MUTCD STD. AND DET. SHT. NO. 9.	EA	6
60	INSTALL R6-1 (R) SIGN ("ONE WAY") PER CA MUTCD STD. AND DET. SHT. NO. 9.	EA	3
61	INSTALL OM1-1 SIGN (YELLOW MARKER) PER CA MUTCD STD. AND DET. SHT. NO. 9.	EA	6
62	INSTALL R6-2 SIGN ("ONE WAY") PER CA MUTCD STD. AND DET. SHT. NO. 9.	EA	2
63	INSTALL R26A (CA) SIGN (NO PARKING - ANYTIME) PER CA MUTCD STD. AND DET. SHT. NO. 9.	EA	5
64	INSTALL R81A (CA) SIGN ("BEGIN") PER CA MUTCD STD. AND DET. SHT. NO. 9.	EA	2
65	INSTALL W1-7 SIGN PER CA MUTCD STD. AND DET. SHT. NO. 9.	EA	2
66	RELOCATE AND REPLACE EXISTING STREET SIGN.	EA	2
67	INSTALL "STOP" PAVEMENT MARKING PER CALTRANS STD. DWG. NO. A24D.	EA	2
68	INSTALL W4-4P SIGN ("CROSS TRAFFIC DOES NOT STOP") PER CA MUTCD STD. AND DET. SHT. NO. 9.	EA	1
69	INSTALL W73A (CA) SIGN ("RIGHT LANE TURNS RIGHT AHEAD") PER CA MUTCD STD. AND DET. SHT. NO. 9.	EA	1
70	INSTALL W74 (CA) SIGN (THRU TRAFFIC MERGE LEFT) PER CA MUTCD STD. AND DET. SHT. NO. 9.	EA	1
71	INSTALL W3-7 SIGN ("RIGHT LANE MUST TURN RIGHT") PER CA MUTCD STD. AND DET. SHT. NO. 9.	EA	1

	SIGNING & STRIPING IMPROVEMENTS	UNIT	QUANTITY
72	INSTALL R3-5(R) SIGN (RIGHT TURN ONLY) PER CA MUTCD STD. AND DET. SHT. NO. 9.	EA	1
73	INSTALL 12" SOLID LADDER CROSSWALK MARKING PER CALTRANS STD. DWG. RSP A24F.	LF	2,312
74	INSTALL R1-1 SIGN ("STOP") PER CA MUTCD STD. AND DET. SHT. NO. 9.	EA	1
75	INSTALL YELLOW PAINTED MEDIAN NOSE WITH YELLOW RPM ON TOP OF CURB.	EA	5
76	INSTALL "SIGNAL" "AHEAD" PAVEMENT MARKING PER CALTRANS STD. DWG. NO. A24D.	EA	2
79	INSTALL YELLOW TWO-WAY LEFT TURN MEDIAN LANE PER CALTRANS STD. DWG. NO. A20B, DETAIL 32.	LF	2,266
80	INSTALL DOUBLE YELLOW STRIPE PER CALTRANS STD. DWG. NO. A20A, DETAIL 21.	LF	401
81	INSTALL 12" SOLID WHITE LIMIT LINE PER CALTRANS STD. DWG. RSP A24F.	LF	95
82	INSTALL DOUBLE YELLOW MEDIAN STRIPE PER CALTRANS STD. DWG. NO. A20B, DETAIL 29.	LF	964
83	INSTALL 8" SOLID WHITE CHANNELIZING STRIPE PER CALTRANS STD. DWG. NO. A20D, DETAIL 38.	LF	1,636
84	INSTALL 6" SOLID WHITE BIKE LANE STRIPE PER CALTRANS STD. DWG. NO. A20D, DETAIL 39.	LF	3,916
85	INSTALL 6" SKIP WHITE BIKE LANE STRIPE PER CALTRANS STD. DWG. NO. A20D, DETAIL 39A (L=PER PLAN).	LF	1,457
86	INSTALL TYPE IV (L) ARROW PAVEMENT MARKING PER CALTRANS STD. DWG. NO. A24A.	EA	24
87	INSTALL TYPE IV (R) ARROW PAVEMENT MARKING PER CALTRANS STD. DWG. NO. A24A.	EA	8
88	INSTALL BIKE LANE ARROW PAVEMENT MARKING PER CALTRANS STD. DWG. NO. A24A.	EA	7
89	INSTALL BIKE LANE SYMBOL W/ PERSON PAVEMENT MARKING PER CALTRANS STD. DWG. NO. A24C	EA	7
90	INSTALL "BIKE" "LANE" PAVEMENT MARKING PER CALTRANS STD. DWG. NO. A24D.	EA	7
93	INSTALL 4" SOLID WHITE LEAD LINE PER CALTRANS STD. DWG. NO. A20D, DETAIL 38A.	LF	200
94	INSTALL 4" DASH WHITE LANE LINE PER CALTRANS STD. DWG. NO. A20A, DETAIL 9.	LF	4,212
99	INSTALL BLUE REFLECTIVE FIRE HYDRANT PAVEMENT MARKER PER CITY STD. DWG. NO. W-18.	EA	5

NOTE: ALL TRAFFIC STRIPING AND MARKINGS SHALL BE THERMOPLASTIC PER CALTRANS STANDARD SPECIF SPECIFICATIONS 84-2.

SEE GENERAL SIGNING AND STRIPING NOTES ON SHEET NO.9

CITY OF BEAUMONT SIGNING & STRIPING NOTES AND ESTIMATED QUANTITIES

	SIGNING & STRIPING IMPROVEMENTS	UNIT	QUANTITY
109	INSTALL YELLOW TWO-WAY LEFT TURN MEDIAN LANE PER CALTRANS STD. DWG. NO. A20B, DETAIL 32.	EA	901
110	INSTALL DOUBLE YELLOW MEDIAN STRIPE PER CALTRANS STD. DWG. NO. A20B, DETAIL 29.	EA	287
111	INSTALL 8" SOLID WHITE CHANNELIZING STRIPE PER CALTRANS STD. DWG. NO. A20D, DETAIL 38.	EA	222
112	INSTALL TYPE IV (L) ARROW PAVEMENT MARKING PER CALTRANS STD. DWG. NO. A24A	EA	7
113	INSTALL 4" SOLID WHITE LEAD LINE PER CALTRANS STD. DWG. NO. A20D, DETAIL 38A.	EA	100

	SIGNING & STRIPING IMPROVEMENTS	UNIT	QUANTITY
114	INSTALL 4" DASH WHITE LANE LINE PER CALTRANS STD. DWG. NO. A20A, DETAIL 9	EA	818
115	INSTALL TYPE VI ARROW PAVEMENT MARKING PER CALTRANS STD. DWG. NO. A24A	EA	3
116	INSTALL 12" SOLID WHITE LIMIT LINE PER CALTRANS STD. DWG. A24F.	EA	35
117	INSTALL BLUE REFLECTIVE FIRE HYDRANT PAVEMENT MARKER PER CITY STD. DWG. NO. W-18.	EA	1
118	INSTALL R4-11 SIGN (BICYCLES MAY USE FULL LANE) PER CA MUTCD STD. AND DETAIL ON SHEET NO. 9.	EA	1

NOTE: ALL TRAFFIC STRIPING AND MARKINGS SHALL BE THERMOPLASTIC PER CALTRANS STANDARD SPECIF SPECIFICATIONS 84-2.

CITY of BEAUMONT CALIFORNIA INC. NOV. 18, 1912

REVIEWED BY: STAFF ENGINEER DATE
RECOMMENDED FOR APPROVAL BY: DATE 10/25/21
APPROVED BY: CITY ENGINEER DATE 11/17/21
CITY OF BEAUMONT
PUBLIC WORKS DEPART., ENGINEERING DIVISION

Call before you Dig
Avoid cutting underground utility lines. It's costly.
Call 811 OR 1-800-423-4133

REVISIONS

MARK		APPR	DATE
2	AS-BUILT PLAN		

PLANS PREPARED BY:
MDS CONSULTING
MORSE SCHULTZ
17320 Redhill Avenue
Suite 350
Irvine, CA 92614
Voice: 949-251-8821
PLANNERS ENGINEERS SURVEYORS

SUBMITTED BY:
EDWARD J. LENTH 7/13/2021
RCE# 052496 EXP. 12-31-22 DATE

REGISTERED PROFESSIONAL ENGINEER EDWARD J. LENTH No. 052496 Exp. 12-31-22 CIVIL STATE OF CALIFORNIA

City of BANNING ENDLESS OPPORTUNITY

CITY OF BANNING
RECOMMENDED FOR APPROVAL BY:
KEVIN D. SIN, RCE #71299 EXP. 12/31/21 DATE 7/13/21
SENIOR CIVIL ENGINEER
APPROVED BY:
ARTURO VELA, RCE #75696 EXP. 6/30/22 DATE 8/26/21
PUBLIC WORKS DIRECTOR/CITY ENGINEER

OFF-SITE STREET IMPROVEMENT PLAN
TRACT NO. 37298-1, ATWELL
WILSON STREET
STREET SECTIONS, DETAILS, CONSTRUCTION NOTES & QUANTITIES

W.O. No.
CIP No.
PROJECT No. 3291
SHEET 2 OF 15

TRACT NO. 37298-1, OFF-SITE STREET IMPROVEMENT PLAN, WILSON STREET

MDS Proj. Data: I:\89404\ENGINEERING\Plans\37298-1\Street\Offsite
Created: 04.26.2021 10:15:55 AM Author: ----
Last Edit: 04.26.2021 10:15:55 AM By: Station105
Plot Scale: 0.399893 Dwg Scale: ----
MDS File: 89404 37298-1 (Wilson) STSH02 SE.dwg
Plot Date: 07.09.2021 9:55:29 AM By: station105

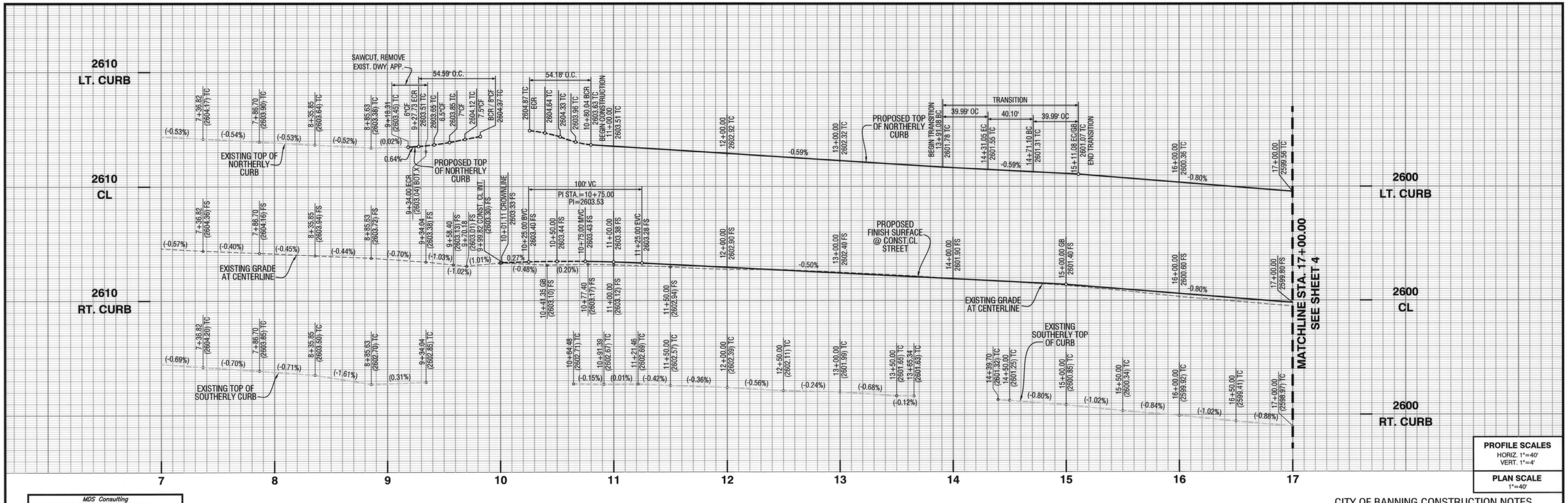

PROFILE SCALES
HORIZ. 1"=40'
VERT. 1"=4'
PLAN SCALE
1"=40'

MDS Consulting
RECORD DRAWINGS
Information Obtained from
City's Records NONE
Engineer's Records MDS CONSULTING
Contractor's Records ALL AMERICAN ASPHALT
By _____ Date 7/13/2021
EDWARD J. LENTH R.C.E. 052496

AS-BUILT

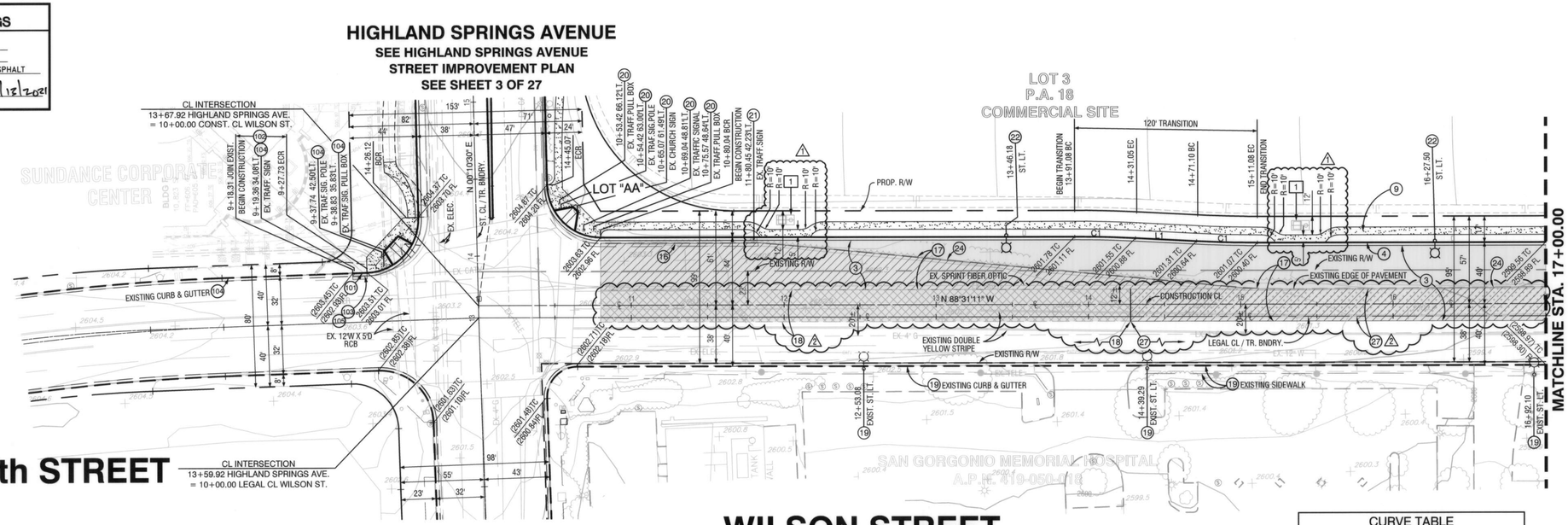

CITY OF BANNING CONSTRUCTION NOTES

3. CONSTRUCT AC PAVEMENT OVER CLASS II AGGREGATE BASE PER PAVEMENT SCHEDULE ON SHEET 2.
4. CONSTRUCT MODIFIED TYPE "8" 8" CURB AND GUTTER PER CITY STD. NO. C-201,(NO CLASS II BASE), DETAIL ON SHEET 2.
9. CONSTRUCT 4" THICK P.C.C. SIDEWALK PER CITY STD. NO. C-213.
16. SAWCUT AND REMOVE EXISTING CURB & GUTTER.
17. SAWCUT, REMOVE EXISTING PAVEMENT AND JOIN PER PLANS AND DETAIL SHEET 2.
18. CONSTRUCT 0.21' AC GRIND AND MINIMUM 0.21' AC OVERLAY PER SOILS ENGINEER RECOMMENDATIONS. △2
19. PROTECT-IN-PLACE EXISTING.
20. EXISTING TO BE RELOCATED BY OTHERS.
21. EXISTING TO BE REMOVED.
22. INSTALL LED STREET LIGHT (200W HPS, 22,000 LUMENS EQUIVALENT) PER CITY STD. DWG. NO. 600-30 & 600-31.
24. SAWCUT AND REMOVE EXISTING AC BERM.
27. CONSTRUCT PAVEMENT CEMENT TREATMENT. △2

CITY OF BEAUMONT CONSTRUCTION NOTES

101. CONSTRUCT TYPE A-6 CURB AND GUTTER PER COUNTY OF RIVERSIDE STD. NO. 200.
102. SAWCUT AND REMOVE EXISTING DRIVE APPROACH.
103. SAWCUT AND REMOVE 2' MIN. WIDTH OF EXISTING PAVEMENT, REPLACE AND OVERLAY PER JOINT DETAIL ON SHEET 2.
104. PROTECT-IN-PLACE EXISTING.
105. CONSTRUCT AC PAVEMENT OVER CLASS II AGGREGATE BASE IN KIND.

LEGEND:

- INDICATES CONSTRUCT A.C. PAVING SECTION PER CONSTRUCTION NOTE
- INDICATES SAWCUT AND REMOVE EXISTING A.C. PAVING
- INDICATES GRIND EXISTING A.C. CONSTRUCT 0.10' MINIMUM A.C. OVERLAY
- INDICATES CEMENT TREATMENT △2

CURVE TABLE				
CURVE	Δ	R	L	T
C1	2°51'45"	800.50'	39.99'	20.00'

LINE TABLE		
LINE	BEARING	DISTANCE
L1	N 85°39'27" W	40.10'

NOTES: △1

1. PROPOSED ELECTRIC STRUCTURE PER DRY UTILITY CONSULTANT'S PLANS.

0 20 40 80 160
1"=40'
GRAPHIC SCALE

CITY OF BEAUMONT
CALIFORNIA
INC. NOV. 18, 1912

REVIEWED BY: _____ STAFF ENGINEER DATE
RECOMMENDED FOR APPROVAL BY: _____ DATE 10/29/21
APPROVED BY: _____ CITY ENGINEER DATE 11/01/21
CITY OF BEAUMONT
PUBLIC WORKS DEPART., ENGINEERING DIVISION

Call before you Dig
Avoid cutting underground utility lines. It's costly.
Call 811 or 1-800-422-4133

REVISIONS

MARK		APPR.	DATE
△2	AS-BUILT PLAN		
△1	REVISED SIDEWALK FOR PROPOSED ELEC. VAULT LOCATIONS		

PLANS PREPARED BY:
MDS CONSULTING
MORSE SCHULTZ
17320 Redhill Avenue
Suite 350
Irvine, CA 92614
Voice: 949-251-8821
PLANNERS ENGINEERS SURVEYORS

SUBMITTED BY:
EDWARD J. LENTH 7/13/2021 DATE
RCE# 052496 EXP. 12-31-22

REGISTERED PROFESSIONAL ENGINEER
EDWARD J. LENTH
No. 052496
Exp. 12-31-22
CIVIL
STATE OF CALIFORNIA

CITY OF BANNING
RECOMMENDED FOR APPROVAL BY: _____ 7/23/21 DATE
KEVIN D. SIN, RCE #71299 EXP. 12/31/21
SENIOR CIVIL ENGINEER
APPROVED BY: _____ 8/26/21 DATE
ARTURO VELA, RCE #75696 EXP. 6/30/22
PUBLIC WORKS DIRECTOR/CITY ENGINEER

OFF-SITE STREET IMPROVEMENT PLAN
TRACT NO. 37298-1, ATWELL
8th STREET AND WILSON STREET
PLAN AND PROFILE
STA 9+18.31 TO 17+00.00

W.O. No.
CIP No.
PROJECT No. 3291
SHEET 3 OF 15

TRACT NO. 37298-1, OFF-SITE STREET IMPROVEMENT PLAN, WILSON STREET

MDS Proj. Date: I:\89404\ENGINEERING\Plans\37298-1\Street\Off\Site Created: 04.26.2021 10:15:47 AM Author:---- Last Edit: 04.26.2021 11:25:38 AM By: Station105
MDS File: 89404 37298-1 (Wilson) STR#03 PP.dwg Plot Scale: 0.388863 Dwg Scale: ---- Plot Date: 07.09.2021 7:42:56 AM By: station105

MDS Consulting
RECORD DRAWINGS
Information Obtained from
City's Records NONE
Engineer's Records MDS CONSULTING
Contractor's Records ALL AMERICAN ASPHALT
By _____ Date 7/13/2021
EDWARD J. LENTH R.C.E. 052496

AS-BUILT

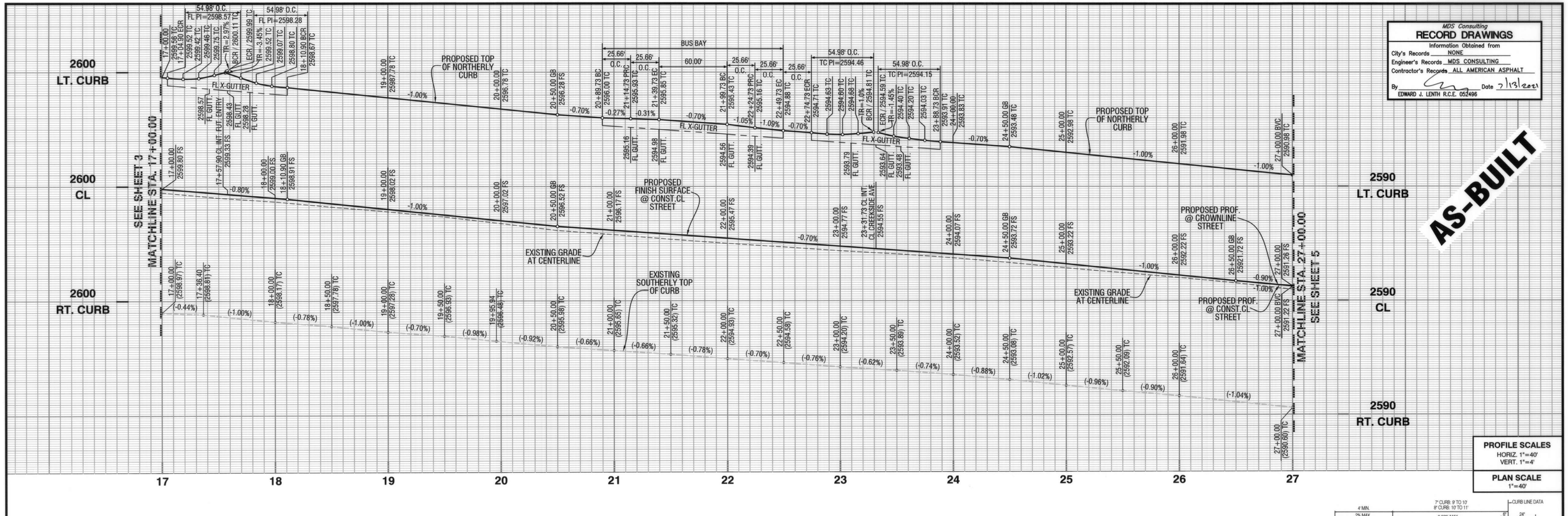

PROFILE SCALES
HORIZ. 1"=40'
VERT. 1"=4'

PLAN SCALE
1"=40'

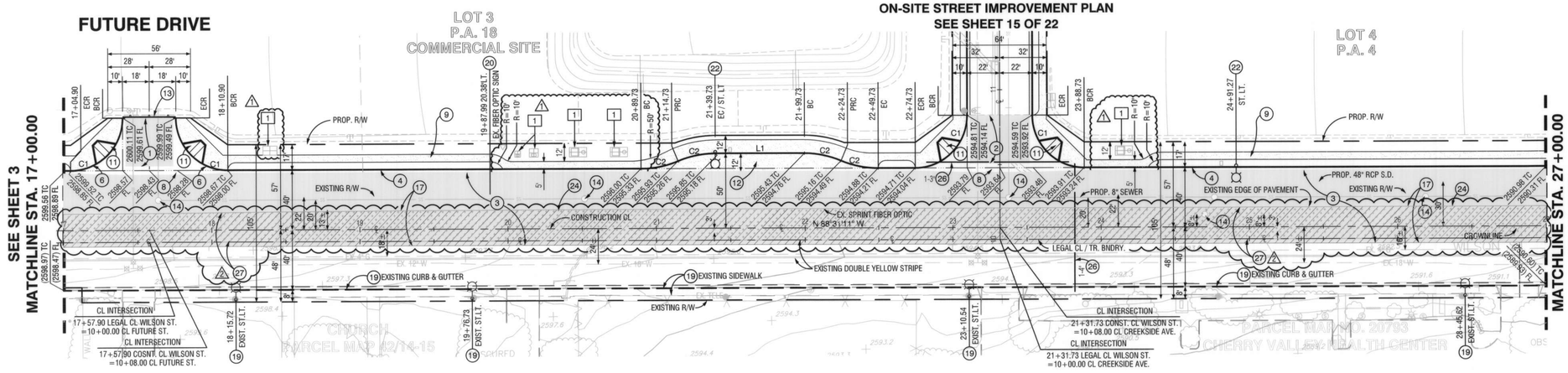

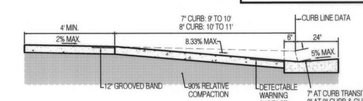

SECTION A-A

NOTES:
1. CONCRETE SHALL BE CLASS 520-C-2500 P.C.C. CURED WITH WHITE PIGMENTED CURING COMPOUND.
2. ALL ACCESS RAMPS SHALL CONFORM TO ADA CURRENT REQUIREMENTS.
3. P.C.C. THICKNESS OF 4" FROM BCR TO ECR, RAMP AND LANDING AREAS SHALL BE MONOLITHIC JOINTS SHALL HAVE EDGES WITH 1/8" RADIUS.
4. LANDING AT TOP OF RAMP SHALL HAVE 2% MAXIMUM SLOPE AT ALL DIRECTIONS.
5. RAMP SURFACE AND FLARED SIDES SHALL BE SLIP RESISTANT.
6. DIMENSIONS SHOWN FOR SLOPING PORTIONS OF RAMP MAY VARY DUE TO FIELD CONDITIONS.
7. WHERE NEW SIDEWALK JOINS EXISTING WITH DIFFERENT WIDTHS, A 5:1 TRANSITION IS REQUIRED.
8. DETECTABLE WARNING MATERIAL TO BE APPROVED BY CITY ENGINEER.

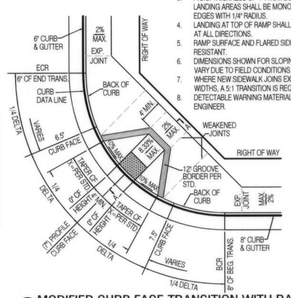

6 MODIFIED CURB FACE TRANSITION WITH RAMP DETAIL
MODIFIED ACCESS RAMP, TYPE I - CITY STD. DWG. NO. C-214
NTS

CONSTRUCTION NOTES

1. CONSTRUCT 4" AC PAVEMENT OVER 6" CLASS II AGGREGATE BASE.
2. CONSTRUCT 4" AC PAVEMENT OVER 11" CLASS II AGGREGATE BASE.
3. CONSTRUCT AC PAVEMENT OVER CLASS II AGGREGATE BASE PER PAVEMENT SCHEDULE ON SHEET 2.
4. CONSTRUCT MODIFIED TYPE "B" 8" CURB AND GUTTER PER CITY STD. NO. C-201.(NO CLASS II BASE), DETAIL ON SHEET 2.
6. CONSTRUCT MODIFIED CURB FACE TRANSITION FROM 8" TO 6" CURB FACE, (NO CLASS II BASE), DETAIL HEREON.
8. CONSTRUCT CROSS GUTTER AND SPANDREL PER CITY STD. NO. C-211.
9. CONSTRUCT 4" THICK P.C.C. SIDEWALK PER CITY STD. NO. C-213.
11. CONSTRUCT ACCESS RAMP TYPE I PER CITY STD. NO. 214.
12. CONSTRUCT STANDARD BUS BAY PER CITY STD. NO. 216.
13. INSTALL BARRICADE PER COUNTY OF RIVERSIDE STD. NO. 810.
14. ADJUST SEWER MANHOLE COVER TO GRADE.
17. SAWCUT, REMOVE EXISTING PAVEMENT AND JOIN PER PLANS AND DETAIL SHEET 2.
19. PROTECT-IN-PLACE EXISTING.
20. EXISTING TO BE RELOCATED BY OTHERS.
22. INSTALL LED STREET LIGHT (200W HPS, 22,000 LUMENS EQUIVALENT) PER CITY STD. DWG. NO. 600-30 & 600-31.
24. SAWCUT AND REMOVE EXISTING AC BERM.
26. INSTALL TRAFFIC SIGNAL CONDUIT TYPE 3, SCH. 80 PVC SLEEVE, SIZE AND NUMBER PER PLAN.
27. CONSTRUCT PAVEMENT CEMENT TREATMENT. △2

WILSON STREET

NOTES: △1
1. PROPOSED ELECTRIC STRUCTURE PER DRY UTILITY CONSULTANT'S PLANS.

LEGEND:
- INDICATES CONSTRUCT A.C. PAVING SECTION PER CONSTRUCTION NOTE
- INDICATES SAWCUT AND REMOVE EXISTING A.C. PAVING
- INDICATES CEMENT TREATMENT △2

CURVE TABLE

CURVE	Δ	R	L	T
C1	90°00'00"	35.00'	54.98'	35.00'
C2	22°37'12"	65.00'	25.66'	13.00'

LINE TABLE

LINE	BEARING	DISTANCE
L1	N 88°31'12" W	60.00'

0 20 40 80 160
1"=40'
GRAPHIC SCALE

Call before you Dig
Avoid cutting underground utility lines. It's costly.
Call 811 OR 1-800-423-4133

REVISIONS

MARK		APPR.	DATE
△1	AS-BUILT PLAN		
△2	REVISED SIDEWALK FOR PROPOSED ELEC. VAULT LOCATIONS		

PLANS PREPARED BY:
MDS CONSULTING
MORSE SCHULTZ
17320 Redhill Avenue
Suite 350
Irvine, CA 92614
Voice: 949-251-8821
PLANNERS ENGINEERS SURVEYORS

SUBMITTED BY:
EDWARD J. LENTH 7/13/2021
RCE# 052496 EXP. 12-31-22 DATE

REGISTERED PROFESSIONAL ENGINEER EDWARD J. LENTH No. 052496 Exp. 12-31-22 CIVIL STATE OF CALIFORNIA

CITY OF BANNING

CITY OF BANNING
RECOMMENDED FOR APPROVAL BY:
KEVIN D. SIN, RCE #71299 EXP. 12/31/21 — 7/23/21 DATE
SENIOR CIVIL ENGINEER
APPROVED BY:
ARTURO VELA, RCE #75696 EXP. 6/30/22 — 8/26/21 DATE
PUBLIC WORKS DIRECTOR/CITY ENGINEER

OFF-SITE STREET IMPROVEMENT PLAN
TRACT NO. 37298-1, ATWELL
WILSON STREET
PLAN AND PROFILE
STA 17+00.00 TO 27+00.00

W.O. No.
CIP No.
PROJECT No.
SHEET 4 OF 15

TRACT NO. 37298-1, OFF-SITE STREET IMPROVEMENT PLAN, WILSON STREET

MDS Proj. Data: I:\89404\ENGINEERING\Plans\37298-1\Street\Off\Site
Created: 04.26.2021 11:26:43 AM Author:----
Last Edit: 04.26.2021 11:34:24 AM By: Station105
MDS File: 89404 37298-1 (Wilson) STM04 PP.dwg
Plot Scale: 0.3868853 Dwg Scale: ----
Plot Date: 07.13.2021 4:06:18 PM By: Station166

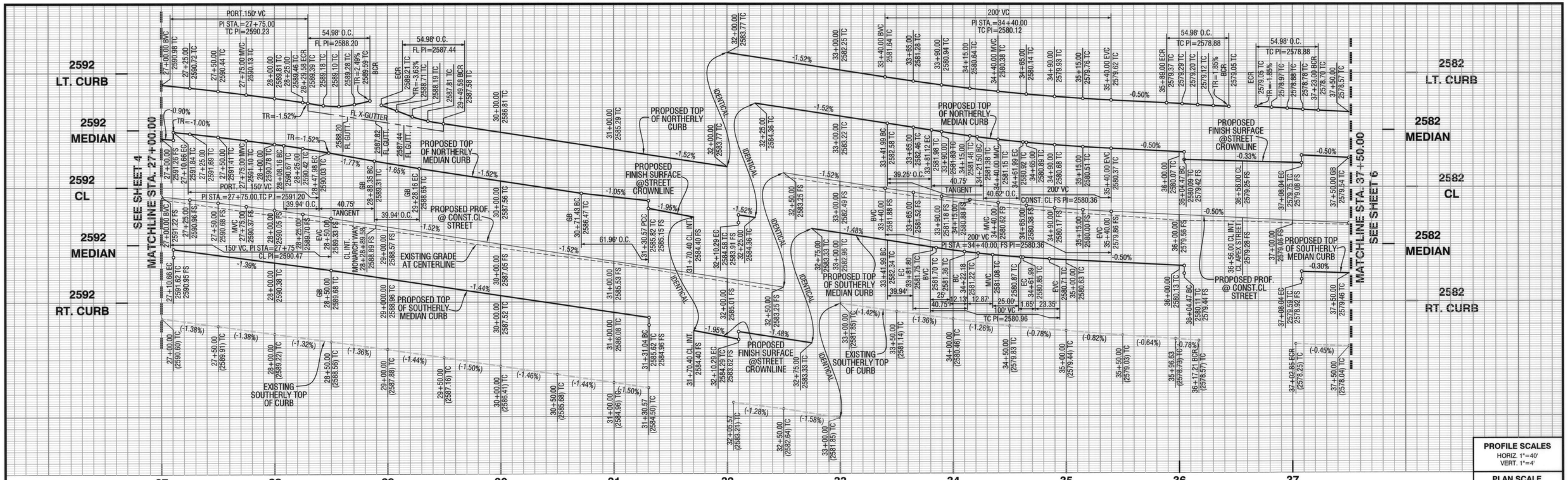

PROFILE SCALES
HORIZ. 1"=40'
VERT. 1"=4'

PLAN SCALE
1"=40'

MDS Consulting
RECORD DRAWINGS
Information Obtained from
City's Records NONE
Engineer's Records MDS CONSULTING
Contractor's Records ALL AMERICAN ASPHALT
By _____ Date 7/13/2021
EDWARD J. LENTH R.C.E. 052496

AS-BUILT

MONARCH WAY
TRACT NO. 37365 ATWELL
ON-SITE STREET IMPROVEMENT PLAN
SEE SHEET 6 OF 9

APEX STREET
TRACT NO. 37298-1 ATWELL
ON-SITE STREET IMPROVEMENT PLAN
SEE SHEET 3 OF 22

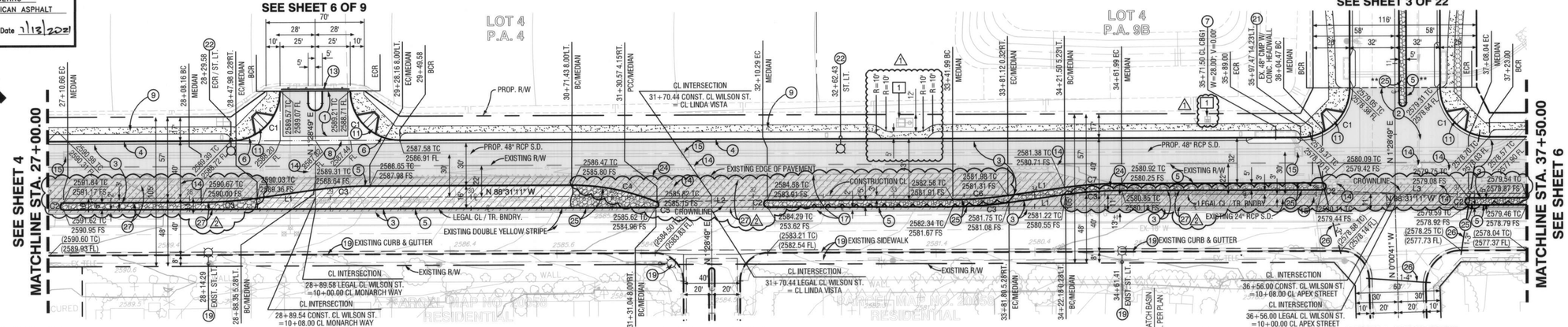

LINDA VISTA MOBILE HOME PARK

APEX STREET

LINE TABLE		
LINE	BEARING	DISTANCE
L1	N 83°39'04" E	40.75'
L2	N 85°42'41" W	78.55'
L3	N 82°2'727" W	104.16'

CURVE TABLE				
CURVE	Δ	R	L	T
C1	90°00'00"	35.00'	54.98'	35.00'
C2	180°00'00"	2.50'	7.85'	-
C3	7°49'46"	292.28'	39.94'	20.00'
C4	22°07'07"	160.50'	61.96'	31.37'
C5	157°33'48"	2.00'	5.50'	10.08'
C6	7°49'42"	287.27'	39.25'	19.66'
C7	7°49'44"	297.28'	40.62'	20.34'

LEGEND:
- INDICATES CONSTRUCT A.C. PAVING SECTION PER CONSTRUCTION NOTE
- INDICATES SAWCUT AND REMOVE EXISTING A.C. PAVING
- INDICATES CEMENT TREATMENT

CONSTRUCTION NOTES

1. CONSTRUCT 4" AC PAVEMENT OVER 6" CLASS II AGGREGATE BASE.
2. CONSTRUCT 4" AC PAVEMENT OVER 11" CLASS II AGGREGATE BASE.
3. CONSTRUCT AC PAVEMENT OVER CLASS II AGGREGATE BASE PER PAVEMENT SCHEDULE ON SHEET 2.
4. CONSTRUCT MODIFIED TYPE "B" 8" CURB AND GUTTER PER CITY STD. NO. C-201,(NO CLASS II BASE), DETAIL ON SHEET 2.
5. CONSTRUCT MODIFIED TYPE "D" 8" CURB PER CITY STD. NO. C-203,(NO CLASS II BASE), DETAIL ON SHEET 2.
6. CONSTRUCT MODIFIED CURB FACE TRANSITION FROM 8" TO 6" CURB FACE, (NO CLASS II BASE), DETAIL ON SHEET 4.
7. CONSTRUCT MODIFIED LOCAL DEPRESSION PER R.C.F.C.&W.C.D. STD. DWG. NO. LD201 AND DETAIL HEREON. ALSO SEE DETAILS ON THE STORM DRAIN IMPROVEMENT PLAN.
8. CONSTRUCT CROSS GUTTER AND SPANDREL PER CITY STD. NO. C-211.
9. CONSTRUCT 4" THICK P.C.C. SIDEWALK PER CITY STD. NO. C-213.
11. CONSTRUCT ACCESS RAMP TYPE I PER CITY STD. NO. 214.
13. INSTALL BARRICADE PER COUNTY OF RIVERSIDE STD. NO. 810.
14. ADJUST SEWER MANHOLE COVER TO GRADE.
15. ADJUST STORM DRAIN MANHOLE COVER TO GRADE.
17. SAWCUT, REMOVE EXISTING PAVEMENT AND JOIN PER PLANS AND DETAIL SHEET 2.
19. PROTECT-IN-PLACE EXISTING.
21. EXISTING TO BE REMOVED.
22. INSTALL LED STREET LIGHT (200W HPS, 22,000 LUMENS EQUIVALENT) PER CITY STD. DWG. NO. 600-30 & 600-31.
24. SAWCUT AND REMOVE EXISTING AC BERM.
25. CONSTRUCT MINIMUM 4" THICK STAMPED CONCRETE (RIVER ROCK, COLOR STANDARD GREY) IN MEDIAN.
26. INSTALL TRAFFIC SIGNAL CONDUIT TYPE 3, SCH.80 PVC SLEEVE, SIZE AND NUMBER PER PLAN.
27. CONSTRUCT PAVEMENT CEMENT TREATMENT. △4

WILSON STREET

NOTES: △1
1. PROPOSED ELECTRIC STRUCTURE PER DRY UTILITY CONSULTANT'S PLANS.

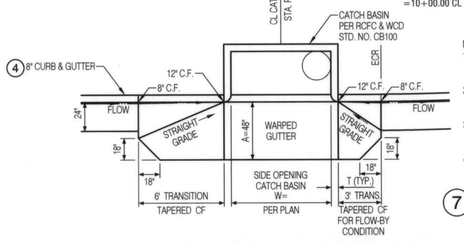

NOTES:
1. ELEVATIONS OF OUTER CORNERS SHOWN ON PROJECT. IF NO ELEVATIONS ARE SPECIFIED, THE OUTER EDGE OF GUTTER DEPRESSION SHALL CONFORM TO FINISHED STREET SURFACE.
2. A=4 FEET UNLESS OTHERWISE SPECIFIED. T=SEE STANDARD DRAWING 300(A) DIMENSIONS. W=4 FEET MIN., UNLESS OTHERWISE SPECIFIED.
3. WHERE NO CURB EXISTS, CURB SHALL BE CONSTRUCTED BETWEEN ENDS OF GUTTER DEPRESSION. CURB SECTION SHALL CONFORM TO THAT OF CONTROLLING AGENCY.
4. DEPRESSION SHALL BE CLASS "B" CONCRETE.

7 MODIFIED LOCAL DEPRESSION
R.C.F.C.&W.C.D. STD. DWG. NO. LD201
NTS

0 20 40 80 160
1"=40' GRAPHIC SCALE

Call before you Dig
Avoid cutting underground utility lines. It's costly.
Call 811 OR 1-800-423-4133

REVISIONS

MARK		APPR	DATE
△2	AS-BUILT PLAN		
△1	REVISED SIDEWALK FOR PROPOSED ELEC. VAULT LOCATIONS		

PLANS PREPARED BY:
MDS CONSULTING
MORSE SCHULTZ
17320 Redhill Avenue
Suite 350
Irvine, CA 92614
Voice: 949-251-8821
PLANNERS ENGINEERS SURVEYORS

SUBMITTED BY:
EDWARD J. LENTH
RCE# 052496 EXP. 12-31-22
7/13/2021
DATE

REGISTERED PROFESSIONAL ENGINEER
EDWARD J. LENTH
No. 052496
Exp. 12-31-22
CIVIL
STATE OF CALIFORNIA

City of BANNING
INCORPORATED 1913
ENDLESS OPPORTUNITY

CITY OF BANNING
RECOMMENDED FOR APPROVAL BY:
KEVIN D. SIN, RCE #71299 EXP. 12/31/21 — DATE 7/13/21
SENIOR CIVIL ENGINEER
APPROVED BY:
ARTURO VELA, RCE #75696 EXP. 6/30/22 — DATE 8/26/21
PUBLIC WORKS DIRECTOR/CITY ENGINEER

OFF-SITE STREET IMPROVEMENT PLAN
TRACT NO. 37298-1, ATWELL
WILSON STREET
PLAN AND PROFILE
STA 27+00.00 TO 37+50.00

W.O. No.
CIP No.
PROJECT No.
SHEET 5 OF 15

TRACT NO. 37298-1, OFF-SITE STREET IMPROVEMENT PLAN, WILSON STREET

MDS Proj. Data: I:\89404\ENGINEERING\Plans\37298-1\Street\OffSite Created: 04.26.2021 11:30:02 AM Author: ---- Last Edit: 04.26.2021 11:30:02 AM By: Station105
MDS File: 89404 37298-1 (Wilson) STSN05 PP.dwg Plot Scale: 0.368893 Dwg Scale: ---- Plot Date: 07.09.2021 7:51:50 AM By: station105

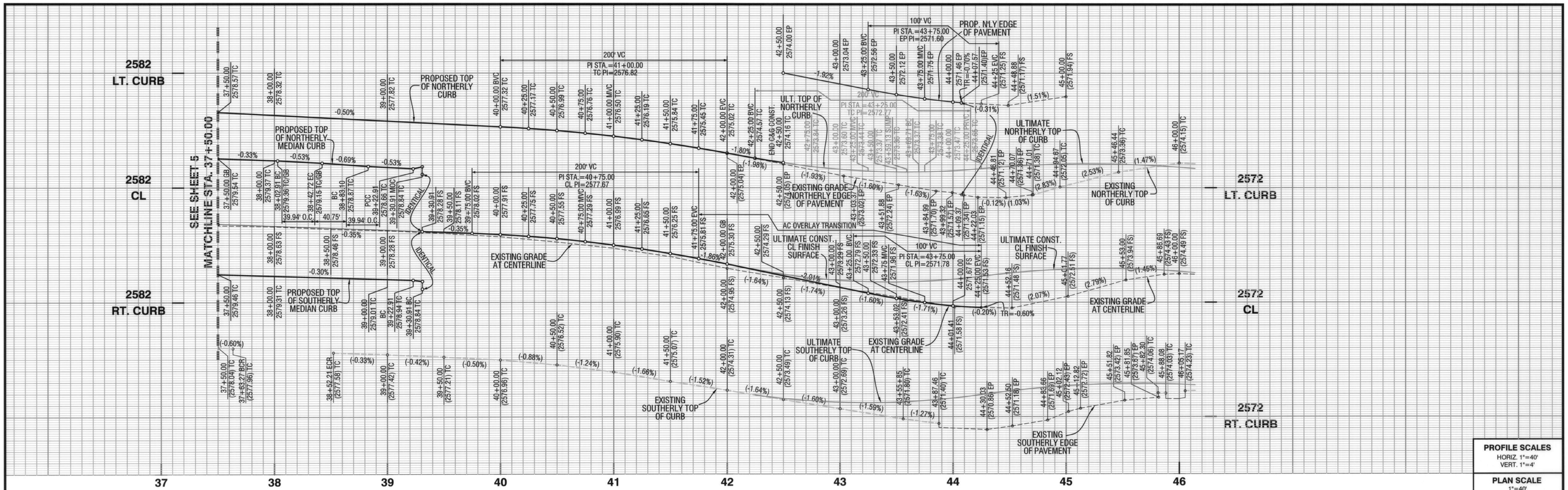

PROFILE SCALES
HORIZ. 1"=40'
VERT. 1"=4'

PLAN SCALE
1"=40'

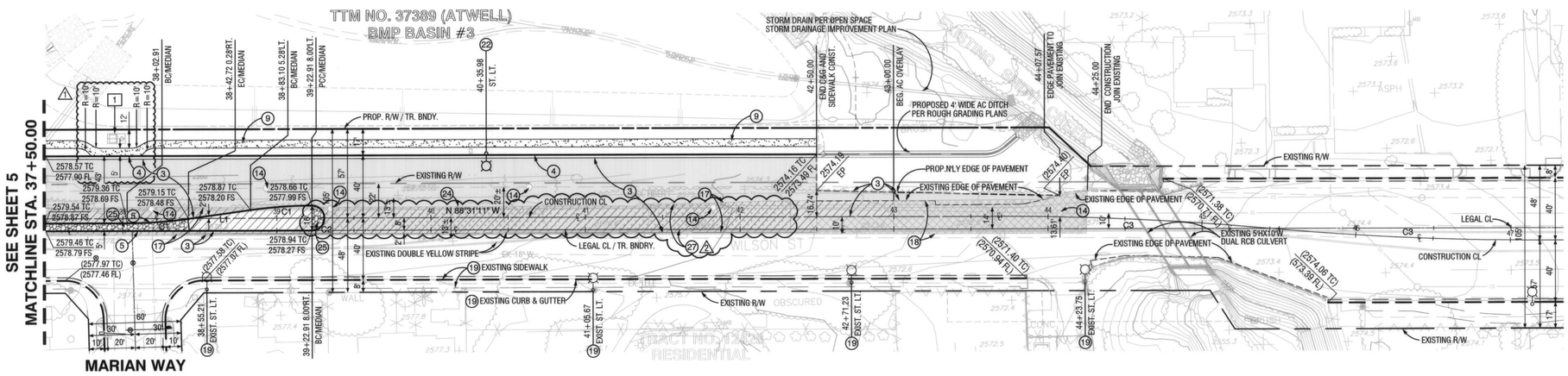

AS-BUILT

WILSON STREET

CONSTRUCTION NOTES

3. CONSTRUCT AC PAVEMENT OVER CLASS II AGGREGATE BASE PER PAVEMENT SCHEDULE ON SHEET 2.
4. CONSTRUCT MODIFIED TYPE "B" 8" CURB AND GUTTER PER CITY STD. NO. C-201,(NO CLASS II BASE), DETAIL ON SHEET 2.
5. CONSTRUCT MODIFIED TYPE "D" 8" CURB PER CITY STD. NO. C-203,(NO CLASS II BASE), DETAIL ON SHEET 2.
9. CONSTRUCT 4" THICK P.C.C. SIDEWALK PER CITY STD. NO. C-213.
14. ADJUST SEWER MANHOLE COVER TO GRADE.
17. SAWCUT, REMOVE EXISTING PAVEMENT AND JOIN PER PLANS AND DETAIL SHEET 2.
18. CONSTRUCT 0.21' AC GRIND AND MINIMUM 0.21' AC OVERLAY PER SOILS ENGINEER RECOMMENDATIONS.
19. PROTECT-IN-PLACE EXISTING.
22. INSTALL LED STREET LIGHT (200W HPS, 22,000 LUMENS EQUIVALENT) PER CITY STD. DWG. NO. 600-30 & 600-31.
24. SAWCUT AND REMOVE EXISTING AC BERM.
25. CONSTRUCT MINIMUM 4" THICK STAMPED CONCRETE (RIVER ROCK, COLOR STANDARD GREY) IN MEDIAN.
27. CONSTRUCT PAVEMENT CEMENT TREATMENT. 2

LEGEND:

- INDICATES CONSTRUCT A.C. PAVING SECTION PER CONSTRUCTION NOTE
- INDICATES SAWCUT AND REMOVE EXISTING A.C. PAVING
- INDICATES 0.21' GRIND EXISTING A.C. CONSTRUCT 0.21' MINIMUM A.C. OVERLAY
- INDICATES CEMENT TREATMENT 2

LINE TABLE

LINE	BEARING	DISTANCE
L1	N 83°39'04" E	40.75'

CURVE TABLE

CURVE	Δ	R	L	T
C1	7°49'46"	292.28'	39.94'	20.00'
C2	180°00'00"	8.00'	25.13'	-
C3	5°15'35"	1900.00'	174.42'	87.27'

NOTES:

1. PROPOSED ELECTRIC STRUCTURE PER DRY UTILITY CONSULTANT'S PLANS.

0 20 40 80 160
1"=40'
GRAPHIC SCALE

MDS Consulting
RECORD DRAWINGS
Information Obtained from
City's Records NONE
Engineer's Records MDS CONSULTING
Contractor's Records ALL AMERICAN ASPHALT
By _____ Date 7/13/2021
EDWARD J. LENTH R.C.E. 052496

Call before you Dig
Avoid cutting underground utility lines. It's costly.
Call 811 or 1-800-423-4133

REVISIONS

MARK		APPR	DATE
2	AS-BUILT PLAN		
1	REVISED SIDEWALK FOR PROPOSED ELEC. VAULT LOCATIONS		

PLANS PREPARED BY:
MDS CONSULTING
MORSE SCHULTZ
17320 Redhill Avenue
Suite 350
Irvine, CA 92614
Voice: 949-251-8821
PLANNERS ENGINEERS SURVEYORS

SUBMITTED BY:
EDWARD J. LENTH
RCE# 052496 EXP. 12-31-22
7/13/2021
DATE

REGISTERED PROFESSIONAL ENGINEER
EDWARD J. LENTH
No. 052496
Exp. 12-31-22
CIVIL
STATE OF CALIFORNIA

CITY OF BANNING
RECOMMENDED FOR APPROVAL BY:
KEVIN D. SIN, RCE #71299 EXP. 12/31/21
SENIOR CIVIL ENGINEER
7/23/21
DATE
APPROVED BY:
ARTURO VELA, RCE #75696 EXP. 6/30/22
PUBLIC WORKS DIRECTOR/CITY ENGINEER
8/26/21
DATE

OFF-SITE STREET IMPROVEMENT PLAN
TRACT NO. 37298-1, ATWELL
WILSON STREET
PLAN AND PROFILE
STA 37+50.00 TO 44+25.00

W.O. No.
CIP No.
PROJECT No.
SHEET 6 OF 15

TRACT NO. 37298-1, OFF-SITE STREET IMPROVEMENT PLAN, WILSON STREET

MDS Proj. Data: I:\89404\ENGINEERING\Plans\37298-1\Street\OffSite Created: 04.23.2021 02:49:58 PM Author: ---- Last Edit: 04.23.2021 02:49:58 PM By: Station105
MDS File: 89404 37298-1 (Wilson) STSN090 PP.dwg Plot Scale: 0.3969963 Dwg Scale: ---- Plot Date: 07.09.2021 7:59:50 AM By: station105

CITY OF BEAUMONT SIGNING AND STRIPING GENERAL NOTES:

1. ALL MATERIAL AND WORK SHALL CONFORM TO THE LATEST EDITION OF CITY OF BEAUMONT STANDARD PLANS, CALTRANS STANDARD PLANS AND STANDARD SPECIFICATIONS, AND CALIFORNIA MANUAL ON UNIFORM TRAFFIC CONTROL DEVICES.
2. ALL TRAFFIC STRIPES, PAVEMENT MARKINGS, AND SIGNS SHALL BE REFLECTORIZED AND IN STANDARD SIZE. ALL STRIPING AND MARKING DETAILS SHALL MATCH CALTRANS STANDARD PLANS DETAILS. STENCILS FOR PAVEMENT MARKING SHALL MATCH CALTRANS STANDARD PLANS.
3. THE CONTRACTOR SHALL REMOVE ALL CONFLICTING STRIPES, PAVEMENT MARKINGS, AND RAISED PAVEMENT MARKERS IN ACCORDANCE WITH THE PLANS AND AS DIRECTED BY THE ENGINEER. WORD OR SYMBOL PAVEMENT MARKINGS SHALL BE REMOVED BY SANDBLASTING OR GRINDING A RECTANGULAR AREA COVERING THE WHOLE MARKING.
4. ALL CROSSWALKS SHALL HAVE 10 FEET IN BETWEEN THE 12-INCH WHITE OR YELLOW STRIPES.
5. ALL DOUBLE YELLOW STRIPES SHALL HAVE 3-INCH PAINTED BLACK LINE SEPARATING THE YELLOW STRIPES.
6. THE CONTRACTOR SHALL FURNISH AND INSTALL ALL TRAFFIC STRIPES, RAISED PAVEMENT MARKERS (RPMS), PAVEMENT MARKINGS, AND SIGNS IN ACCORDANCE WITH THE PLANS AND AS DIRECTED BY THE ENGINEER.
7. ALL PAVEMENT MARKINGS INCLUDING CROSSWALKS, LIMIT LINES, AND STOP BARS SHALL BE APPLIED WITH THERMOPLASTIC MATERIAL. ALL OTHER TRAFFIC STRIPES SHALL BE PAINTED IN TWO COATS.
8. ALL RPMS SHALL BE INSTALLED WITHIN SEVEN WORKING DAYS OF ROADWAY STRIPING. ALL EXISTING RPMS WITHIN THE PROJECT AREA SHALL BE REPLACED IN KIND OR REMOVED IN ACCORDANCE WITH THE PLANS, OR AS DIRECTED BY THE ENGINEER.
9. THE CONTRACTOR SHALL INSTALL STANDARD SIZE SIGN PANEL ON 2" SQUARE PERFORATED STEEL TUBE POST WITH TWO PIECE ANCHOR AND SLEEVE, FASTENED WITH 3/8" RIVETS WITH STAINLESS STEEL WASHERS, UNLESS OTHERWISE NOTED. THE EXACT LOCATION OF ALL SIGNS SHALL BE DETERMINED IN THE FIELD BY THE ENGINEER.
10. THE CONTRACTOR SHALL REMOVE SIGNS IN ACCORDANCE WITH THE PLANS AND AS DIRECTED BY THE ENGINEER. THE CONTRACTOR SHALL DELIVER REMOVED SIGNS TO THE CITY YARD OR AS DIRECTED BY THE ENGINEER.
11. THE CONTRACTOR SHALL SUBMIT A TRAFFIC SIGNAL TIMING SHEET TO THE CITY FOR REVIEW AND APPROVAL PRIOR TO THE BEGINNING OF CONSTRUCTION OF ANY NEW OR MODIFIED TRAFFIC SIGNAL. THE TIMING SHEET WILL MEET ALL REQUIREMENTS PER THE LATEST CALIFORNIA MUTCD, PART 4 "HIGHWAY TRAFFIC SIGNALS".
12. THE CONTRACTOR SHALL REPLACE ALL SIGNING AND STRIPING WITHIN PROJECT LIMITS DAMAGED OR ALTERED BY THE PROJECT, AS DETERMINED BY THE CITY ENGINEER.

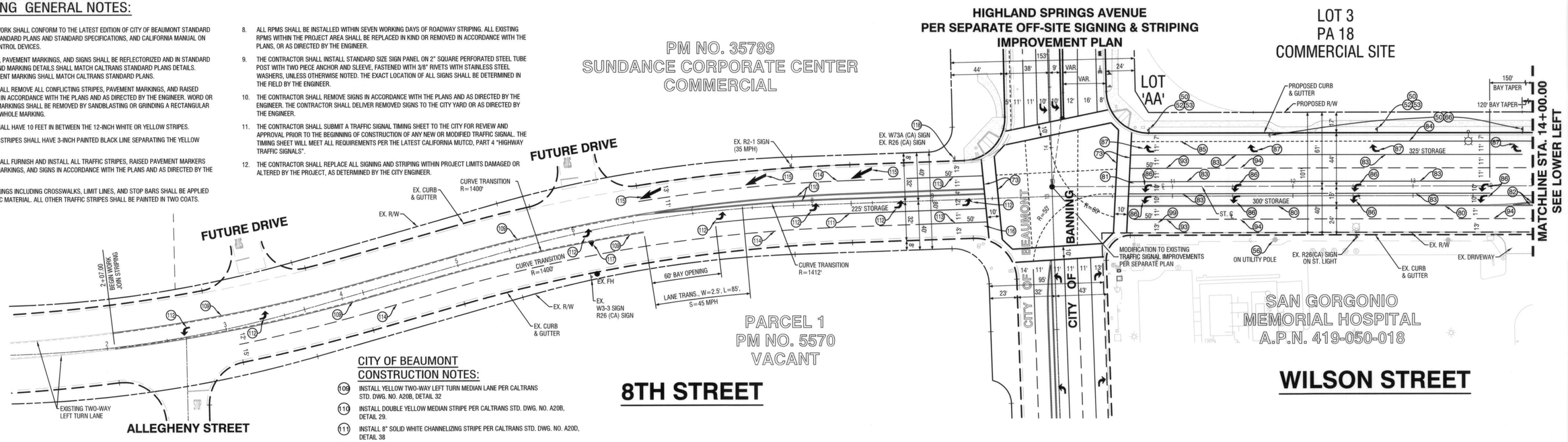

CITY OF BANNING CONSTRUCTION NOTES:

(50) INSTALL MODIFIED SIGN POST PER R.C.T.D. STD. DWG. NO. 816 AND DET. SHT. NO. 9
(52) INSTALL R81(CA) SIGN ("BIKE LANE") PER CA MUTCD STD. AND DETAIL ON SHEET NO. 9.
(53) INSTALL R81B(CA) SIGN (END) PER CA MUTCD STD. AND DETAIL ON SHEET NO. 9.
(56) INSTALL R4-11 SIGN (BICYCLES MAY USE FULL LANE) PER CA MUTCD STD. AND DETAIL ON SHEET NO. 9.
(57) INSTALL R7-9A SIGN (NO PARKING - BIKE LANE) PER CA MUTCD STD. AND DETAIL ON SHEET NO. 9.
(63) INSTALL R26A (CA) SIGN (NO PARKING - ANYTIME) PER CA MUTCD STD. AND DET. SHT. NO. 9.
(64) INSTALL R81A (CA) SIGN ("BEGIN") PER CA MUTCD STD. AND DET. SHT. NO. 9.
(66) RELOCATE AND REPLACE EXISTING STREET SIGN.
(70) INSTALL W74 (CA) SIGN (THRU TRAFFIC MERGE LEFT) PER CA MUTCD STD. AND DET. SHT. NO. 9.
(73) INSTALL 12" SOLID LADDER CROSSWALK MARKING PER CALTRANS STD. DWG. RSP A24F.
(76) INSTALL "SIGNAL" "AHEAD" PAVEMENT MARKING PER CALTRANS STD. DWG. NO. A24D.
(79) INSTALL YELLOW TWO-WAY LEFT TURN MEDIAN LANE PER CALTRANS STD. DWG. NO. A20B, DETAIL 32.
(80) INSTALL DOUBLE YELLOW STRIPE PER CALTRANS STD. DWG. NO. A20A, DETAIL 21.
(81) INSTALL 12" SOLID WHITE LIMIT LINE PER CALTRANS STD. DWG. A24F.
(82) INSTALL DOUBLE YELLOW MEDIAN STRIPE PER CALTRANS STD. DWG. NO. A20B, DETAIL 29.
(83) INSTALL 8" SOLID WHITE CHANNELIZING STRIPE PER CALTRANS STD. DWG. NO. A20D, DETAIL 38.
(84) INSTALL 6" SOLID WHITE BIKE LANE STRIPE PER CALTRANS STD. DWG. NO. A20D, DETAIL 39.
(85) INSTALL 6" SKIP WHITE BIKE LANE STRIPE PER CALTRANS STD. DWG. NO. A20D, DETAIL 39A (L=PER PLAN).
(86) INSTALL TYPE IV (L) ARROW PAVEMENT MARKING PER CALTRANS STD. DWG. NO. A24A.
(88) INSTALL BIKE LANE ARROW PAVEMENT MARKING PER CALTRANS STD. DWG. NO. A24A.
(89) INSTALL BIKE LANE SYMBOL W/ PERSON PAVEMENT MARKING PER CALTRANS STD. DWG. NO. A24C.
(90) INSTALL "BIKE" "LANE" PAVEMENT MARKING PER CALTRANS STD. DWG. NO. A24D.
(93) INSTALL 4" SOLID WHITE LEAD LINE PER CALTRANS STD. DWG. NO. A20D, DETAIL 38A.
(94) INSTALL 4" DASH WHITE LANE LINE PER CALTRANS STD. DWG. NO. A20A, DETAIL 9.
(99) INSTALL BLUE REFLECTIVE FIRE HYDRANT PAVEMENT MARKER PER CITY STD. DWG. NO. W-18.

CITY OF BEAUMONT CONSTRUCTION NOTES:

(109) INSTALL YELLOW TWO-WAY LEFT TURN MEDIAN LANE PER CALTRANS STD. DWG. NO. A20B, DETAIL 32
(110) INSTALL DOUBLE YELLOW MEDIAN STRIPE PER CALTRANS STD. DWG. NO. A20B, DETAIL 29.
(111) INSTALL 8" SOLID WHITE CHANNELIZING STRIPE PER CALTRANS STD. DWG. NO. A20D, DETAIL 38
(112) INSTALL TYPE IV (L) ARROW PAVEMENT MARKING PER CALTRANS STD. DWG. NO. A24A
(113) INSTALL 4" SOLID WHITE LEAD LINE PER CALTRANS STD. DWG. NO. A20D, DETAIL 38A.
(114) INSTALL 4" DASH WHITE LANE LINE PER CALTRANS STD. DWG. NO. A20A, DETAIL 9
(115) INSTALL TYPE VI ARROW PAVEMENT MARKING PER CALTRANS STD. DWG. NO. A24A
(116) INSTALL 12" SOLID WHITE LIMIT LINE PER CALTRANS STD. DWG. A24F.
(117) INSTALL BLUE REFLECTIVE FIRE HYDRANT PAVEMENT MARKER PER CITY STD. DWG. NO. W-18.
(118) INSTALL R4-11 SIGN (BICYCLES MAY USE FULL LANE) PER CA MUTCD STD. AND DETAIL ON SHEET NO. 9.

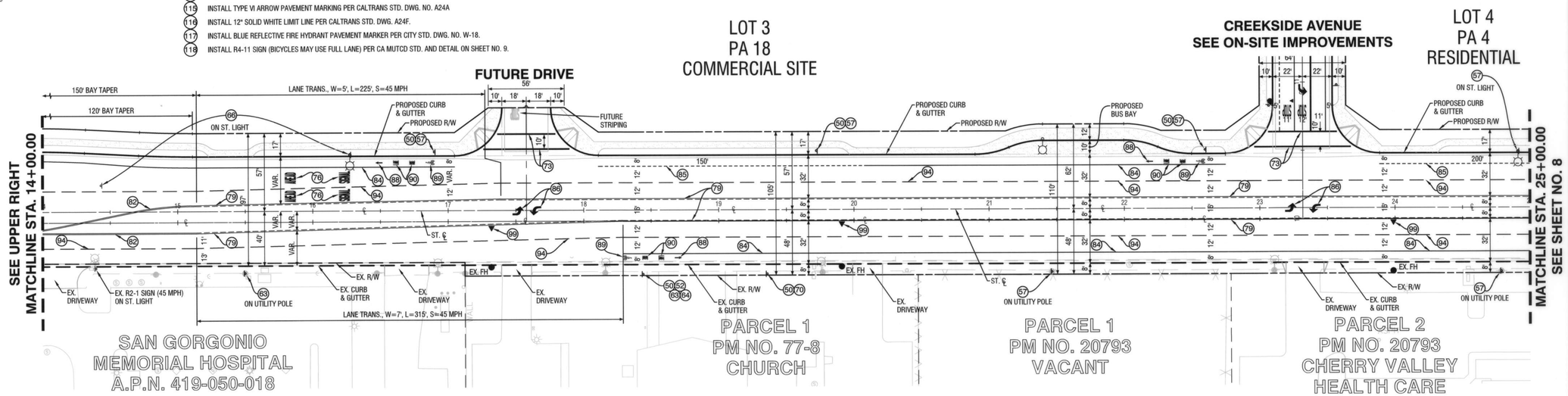

AS-BUILT

0 20 40 80 160
1"=40' GRAPHIC SCALE

REVIEWED BY: STAFF ENGINEER — DATE
RECOMMENDED FOR APPROVAL BY: — DATE 10/28/21
APPROVED BY: CITY ENGINEER — DATE 11/17/21
CITY OF BEAUMONT
PUBLIC WORKS DEPART., ENGINEERING DIVISION

MDS Consulting
RECORD DRAWINGS
Information Obtained from
City's Records NONE
Engineer's Records MDS CONSULTING
Contractor's Records ALL AMERICAN ASPHALT
By _____ Date 7/13/2021
EDWARD J. LENTH R.C.E. 052496

Call before you Dig
Avoid cutting underground utility lines. It's costly.
Call 811 or 1-800-422-4133

REVISIONS

MARK		APPR	DATE
A	AS-BUILT PLAN		

PLANS PREPARED BY:
MDS CONSULTING
MORSE SCHULTZ
17320 Redhill Avenue
Suite 350
Irvine, CA 92614
Voice: 949-251-8821
PLANNERS ENGINEERS SURVEYORS

SUBMITTED BY:
EDWARD J. LENTH — DATE 7/13/2021
RCE# 052496 EXP. 12-31-22

REGISTERED PROFESSIONAL ENGINEER EDWARD J. LENTH No. 052496 Exp. 12-31-22 CIVIL STATE OF CALIFORNIA

CITY OF BANNING
RECOMMENDED FOR APPROVAL BY:
KEVIN D. SIN, RCE #71299 — EXP. 12/31/21 — DATE 7/13/21
SENIOR CIVIL ENGINEER
APPROVED BY:
ARTURO VELA, RCE #75696 — EXP. 6/30/22 — DATE 8/26/21
PUBLIC WORKS DIRECTOR/CITY ENGINEER

OFF-SITE SIGNING AND STRIPING IMPROVEMENT PLAN
TRACT NO. 37298-1, ATWELL
WILSON STREET
SIGNING & STRIPING PLAN AND GENERAL NOTES
STA 2+07.00 TO 25+00.00

W.O. No.
CIP No.
PROJECT No. 3291
SHEET 7 OF 15

TRACT NO. 37298-1, OFF-SITE SIGNING AND STRIPING PLAN, WILSON STREET

MDS Proj. Data: I:\89404\ENGINEERING\Plans\37298-1\Street\OffSite Created: 04.26.2021 10:15:37 AM Author:---- Last Edit: 04.26.2021 10:15:37 AM By: Station105
MDS File: 89404 37298-1 (Wilson) STSH07 SS.dwg Plot Scale: 0.3868953 Dwg Scale: ---- Plot Date: 07.09.2021 8:04:47 AM By: station105

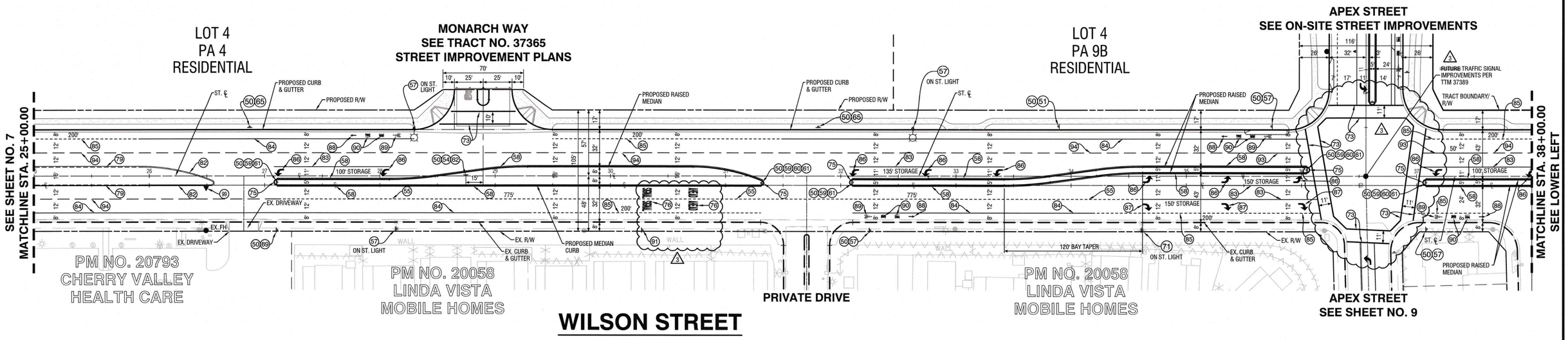

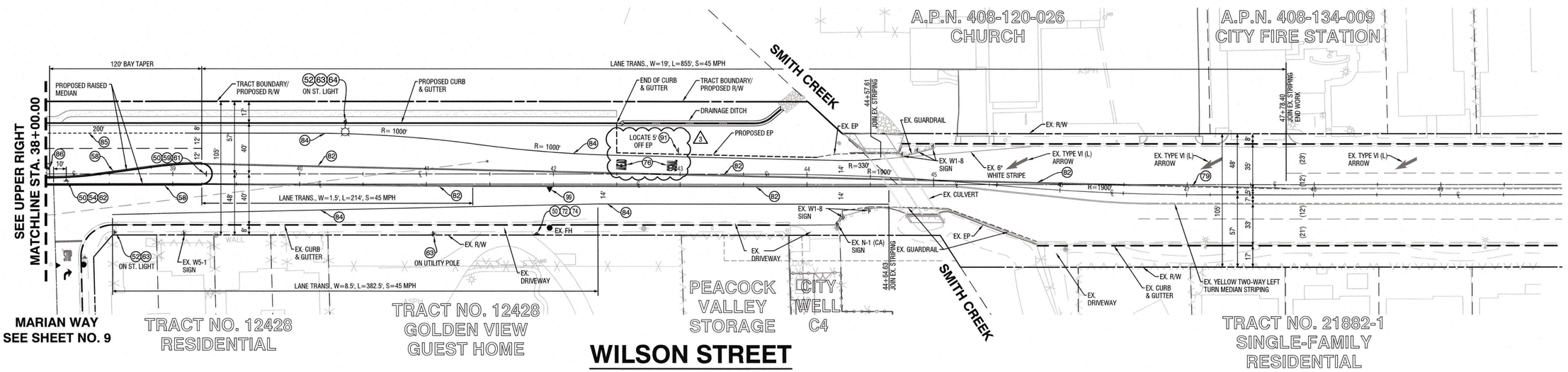

CONSTRUCTION NOTES:

50 INSTALL MODIFIED SIGN POST PER R.C.T.D. STD. DWG. NO. 816 AND DET. SHT. NO. 9
51 INSTALL R2-1 SIGN ("SPEED LIMIT 45") PER CA MUTCD STD. AND DET. SHT. NO. 9.
52 INSTALL R81(CA) SIGN ("BIKE LANE") PER CA MUTCD STD. AND DETAIL ON SHEET NO. 9.
53 INSTALL R81B(CA) SIGN (END) PER CA MUTCD STD. AND DETAIL ON SHEET NO. 9.
54 INSTALL R3-2 SIGN ("NO LEFT TURN") PER CA MUTCD STD. AND DETAIL ON SHEET NO. 9.
55 INSTALL 8" SKIP WHITE CHANNELIZING STRIPE PER CALTRANS STD. DWG. NO A20D, DETAIL 38C.
57 INSTALL R7-9A SIGN (NO PARKING - BIKE LANE) PER CA MUTCD STD. AND DETAIL ON SHEET NO. 9.
58 INSTALL LEFT EDGELINE STRIPE PER CALTRANS STD. DWG. NO. A20B DETAIL 25.
59 INSTALL R4-7 SIGN (STAY RIGHT) PER CA MUTCD STD. AND DET. SHT. NO. 9.
60 INSTALL R6-1 (R) SIGN ("ONE WAY") PER CA MUTCD STD. AND DET. SHT. NO. 9.
61 INSTALL OM1-1 SIGN (YELLOW MARKER) PER CA MUTCD STD. AND DET. SHT. NO. 9.
62 INSTALL R6-2 SIGN ("ONE WAY") PER CA MUTCD STD. AND DET. SHT. NO. 9.
63 INSTALL R26A (CA) SIGN (NO PARKING - ANYTIME) PER CA MUTCD STD. AND DET. SHT. NO. 9.
64 INSTALL R81A (CA) SIGN ("BEGIN") PER CA MUTCD STD. AND DET. SHT. NO. 9.
65 INSTALL W1-7 SIGN PER CA MUTCD STD. AND DET. SHT. NO. 9.
66 INSTALL W4-4P SIGN ("CROSS TRAFFIC DOES NOT STOP") PER CA MUTCD STD. AND DET. SHT. NO. 9.
69 INSTALL W73A (CA) SIGN ("RIGHT LANE TURNS RIGHT AHEAD") PER CA MUTCD STD. AND DET. SHT. NO. 9.
71 INSTALL W3-7 SIGN ("RIGHT LANE MUST TURN RIGHT") PER CA MUTCD STD. AND DET. SHT. NO. 9.
73 INSTALL 12" SOLID CROSSWALK MARKING PER CALTRANS STD. DWG. A24F.
74 INSTALL R1-1 SIGN ("STOP") PER CA MUTCD STD. AND DET. SHT. NO. 9.
75 INSTALL YELLOW PAINTED MEDIAN NOSE WITH YELLOW RPM ON TOP OF CURB.
3 76 INSTALL "SIGNAL" "AHEAD" PAVEMENT MARKING PER CALTRANS STD. DWG. NO. A24D
79 INSTALL YELLOW TWO-WAY LEFT TURN MEDIAN LANE PER CALTRANS STD. DWG. NO. A20B, DETAIL 32.
3 81 ~~INSTALL 12" SOLID WHITE LIMIT LINE PER CALTRANS STD. DWG. RSP A24F.~~
82 INSTALL DOUBLE YELLOW MEDIAN STRIPE PER CALTRANS STD. DWG. NO. A20B, DETAIL 29.
83 INSTALL 8" SOLID WHITE CHANNELIZING STRIPE PER CALTRANS STD. DWG. NO. A20D, DETAIL 38.
84 INSTALL 6" SOLID WHITE BIKE LANE STRIPE PER CALTRANS STD. DWG. NO. A20D, DETAIL 39.
85 INSTALL 6" SKIP WHITE BIKE LANE STRIPE PER CALTRANS STD. DWG. NO. A20D, DETAIL 39A (L=PER PLAN).
86 INSTALL TYPE IV (L) ARROW PAVEMENT MARKING PER CALTRANS STD. DWG. NO. A24A.
87 INSTALL TYPE IV (R) ARROW PAVEMENT MARKING PER CALTRANS STD. DWG. NO. A24A.
88 INSTALL BIKE LANE ARROW PAVEMENT MARKING PER CALTRANS STD. DWG. NO. A24A.
89 INSTALL BIKE LANE SYMBOL W/ PERSON PAVEMENT MARKING PER CALTRANS STD. DWG. NO. A24C
90 INSTALL "BIKE" "LANE" PAVEMENT MARKING PER CALTRANS STD. DWG. NO. A24D.
3 91 INSTALL W3-3 SIGN (SIGNAL AHEAD) PER CA MUTCD STD. AND DET. THIS SHT.
93 INSTALL 4" SOLID WHITE LEAD LINE PER CALTRANS STD. DWG. NO. A20D, DETAIL 38A.
94 INSTALL 4" DASH WHITE LANE LINE PER CALTRANS STD. DWG. NO. A20A, DETAIL 9.
99 INSTALL BLUE REFLECTIVE FIRE HYDRANT PAVEMENT MARKER PER CITY STD. DWG. NO. W-18.

N

0 20 40 80 160
1"=40'
GRAPHIC SCALE

Call before you Dig
Avoid cutting underground utility lines. It's costly.
Call 811 OR 1-800-423-4133

REVISIONS

MARK		APPR	DATE
3	ADD CROSSWALK FOR SIGNALIZED INTERSECTION, ADD W3-3 SIGN & "SIGNAL AHEAD" PAVEMENT MAKING.		
2	AS-BUILT PLAN		

PLANS PREPARED BY:
MDS CONSULTING
MORSE SCHULTZ
17320 Redhill Avenue
Suite 350
Irvine, CA 92614
Voice: 949-251-8821
PLANNERS ENGINEERS SURVEYORS

SUBMITTED BY:
EDWARD J. LENTH 4/7/2022 DATE
RCE# 052496 EXP. 12-31-22

REGISTERED PROFESSIONAL ENGINEER EDWARD J. LENTH No. 052496 Exp. 12-31-22 CIVIL STATE OF CALIFORNIA

CITY OF BANNING
RECOMMENDED FOR APPROVAL BY:
KEVIN D. SIN, RCE #71299 EXP. 12/31/23 4/19/22 DATE
SENIOR CIVIL ENGINEER
APPROVED BY:
NATHAN C. SMITH, RCE #74754 EXP. 12/31/23 4/22/22 DATE
DEPUTY DIRECTOR OF PUBLIC WORKS/CITY ENGINEER

OFF-SITE SIGNING AND STRIPING IMPROVEMENT PLAN
TRACT NO. 37298-1, ATWELL
WILSON STREET
SIGNING & STRIPING PLAN
STA 25+00.00 TO 50+00.00

W.O. No.
CIP No.
PROJECT No.
SHEET 8 OF 15

TRACT NO. 37298-1, OFF-SITE SIGNING AND STRIPING PLAN, WILSON STREET

CITY OF BANNING SIGNING AND STRIPING GENERAL NOTES:

1. ALL MATERIAL AND WORK SHALL CONFORM TO THE LATEST EDITION OF CITY OF BANNING STANDARD PLANS, CALTRANS STANDARD PLANS AND STANDARD SPECIFICATIONS, AND CALIFORNIA MANUAL ON UNIFORM TRAFFIC CONTROL DEVICES.
2. ALL TRAFFIC STRIPES, PAVEMENT MARKINGS, AND SIGNS SHALL BE REFLECTORIZED AND IN STANDARD SIZE. ALL STRIPING AND MARKING DETAILS SHALL MATCH CALTRANS STANDARD PLANS DETAILS. STENCILS FOR PAVEMENT MARKING SHALL MATCH CALTRANS STANDARD PLANS.
3. THE CONTRACTOR SHALL REMOVE ALL CONFLICTING STRIPES, PAVEMENT MARKINGS, AND RAISED PAVEMENT MARKERS IN ACCORDANCE WITH THE PLANS AND AS DIRECTED BY THE ENGINEER. WORD OR SYMBOL PAVEMENT MARKINGS SHALL BE REMOVED BY SANDBLASTING OR GRINDING A RECTANGULAR AREA COVERING THE WHOLE MARKING.
4. ALL CROSSWALKS SHALL HAVE 10 FEET IN BETWEEN THE 12-INCH WHITE OR YELLOW STRIPES.
5. ALL DOUBLE YELLOW STRIPES SHALL HAVE 3-INCH PAINTED BLACK LINE SEPARATING THE YELLOW STRIPES.
6. THE CONTRACTOR SHALL FURNISH AND INSTALL ALL TRAFFIC STRIPES, RAISED PAVEMENT MARKERS (RPMS), PAVEMENT MARKINGS, AND SIGNS IN ACCORDANCE WITH THE PLANS AND AS DIRECTED BY THE ENGINEER.
7. ALL PAVEMENT MARKINGS INCLUDING CROSSWALKS, LIMIT LINES, AND STOP BARS SHALL BE APPLIED WITH THERMOPLASTIC MATERIAL. ALL OTHER TRAFFIC STRIPES SHALL BE PAINTED IN TWO COATS.
8. ALL RPMS SHALL BE INSTALLED WITHIN SEVEN WORKING DAYS OF ROADWAY STRIPING. ALL EXISTING RPMS WITHIN THE PROJECT AREA SHALL BE REPLACED IN KIND OR REMOVED IN ACCORDANCE WITH THE PLANS, OR AS DIRECTED BY THE ENGINEER.
9. THE CONTRACTOR SHALL INSTALL STANDARD SIZE SIGN PANEL ON 2" SQUARE PERFORATED STEEL TUBE POST WITH TWO PIECE ANCHOR AND SLEEVE, FASTENED WITH 3/8" RIVETS WITH STAINLESS STEEL WASHERS, UNLESS OTHERWISE NOTED. THE EXACT LOCATION OF ALL SIGNS SHALL BE DETERMINED IN THE FIELD BY THE ENGINEER.
10. THE CONTRACTOR SHALL REMOVE SIGNS IN ACCORDANCE WITH THE PLANS AND AS DIRECTED BY THE ENGINEER. THE CONTRACTOR SHALL DELIVER REMOVED SIGNS TO THE CITY YARD OR AS DIRECTED BY THE ENGINEER.
11. THE CONTRACTOR SHALL SUBMIT A TRAFFIC SIGNAL TIMING SHEET TO THE CITY FOR REVIEW AND APPROVAL PRIOR TO THE BEGINNING OF CONSTRUCTION OF ANY NEW OR MODIFIED TRAFFIC SIGNAL. THE TIMING SHEET WILL MEET ALL REQUIREMENTS PER THE LATEST CALIFORNIA MUTCD, PART 4 "HIGHWAY TRAFFIC SIGNALS".
12. THE CONTRACTOR SHALL REPLACE ALL SIGNING AND STRIPING WITHIN PROJECT LIMITS DAMAGED OR ALTERED BY THE PROJECT, AS DETERMINED BY THE CITY ENGINEER.

CONSTRUCTION NOTES:

(67) INSTALL "STOP" PAVEMENT MARKING PER CALTRANS STD. DWG. NO. A24D.
(68) INSTALL W4-4P SIGN (CROSS TRAFFIC DOES NOT STOP) PER CA MUTCD STD. AND DET. THIS SHT.
(72) INSTALL R3-5(R) SIGN (RIGHT TURN ONLY) PER CA MUTCD STD. AND DET. SHT. THIS SHT.
(80) INSTALL DOUBLE YELLOW STRIPE PER CALTRANS STD. DWG. NO. A20A, DETAIL 21
(83) INSTALL 8" SOLID WHITE CHANNELIZING STRIPE PER CALTRANS STD. DWG. NO. A20D, DETAIL 38.
(86) INSTALL TYPE IV (L) ARROW PAVEMENT MARKING PER CALTRANS STD. DWG. NO. A24A.
(87) INSTALL TYPE IV (R) ARROW PAVEMENT MARKING PER CALTRANS STD. DWG. NO. A24A.

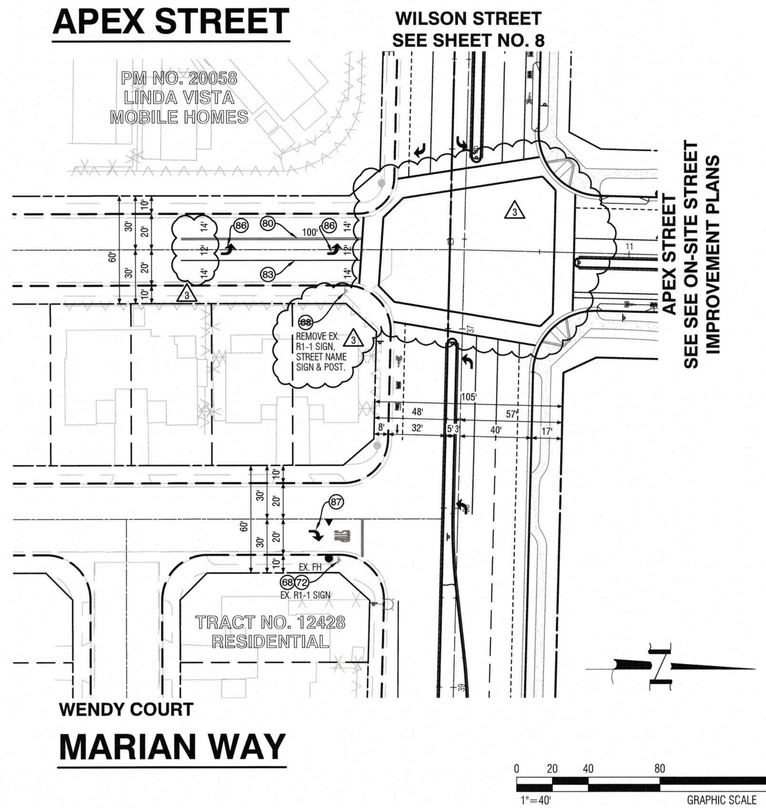

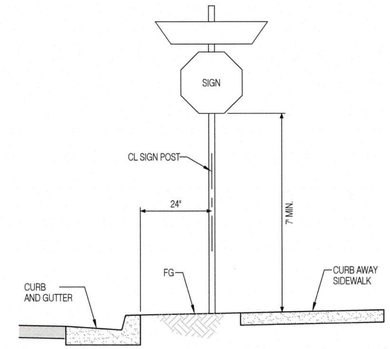

AT CURB-AWAY SIDEWALK
NTS

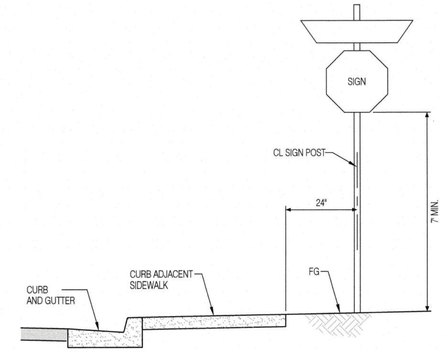

AT CURB ADJACENT SIDEWALK
NTS

(50) SIGN AND POST
R.C.T.D. STD. DWG. NO. 816

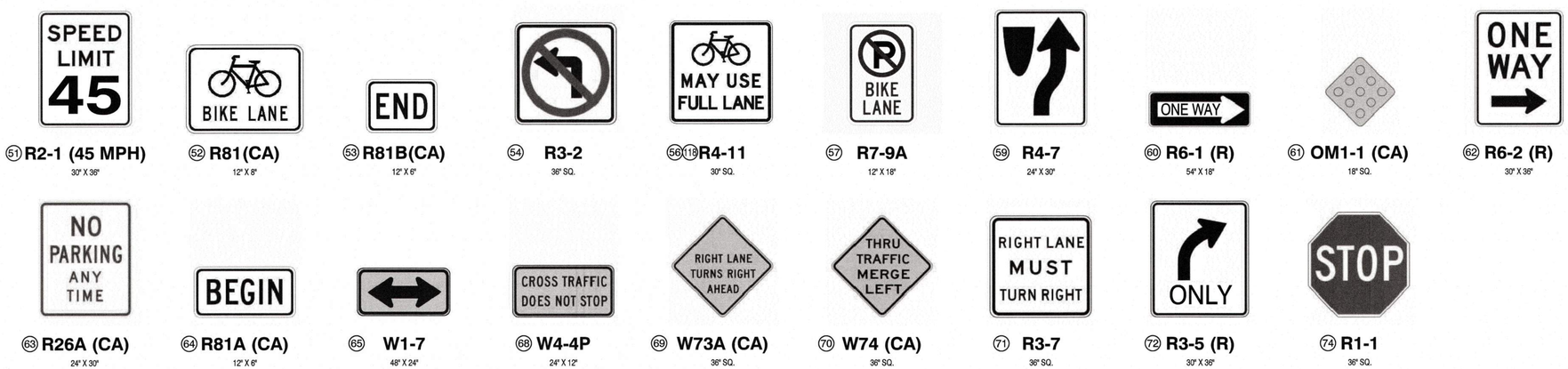

(51) R2-1 (45 MPH) 30" X 36" | (52) R81(CA) 12" X 6" | (53) R81B(CA) 12" X 6" | (54) R3-2 36" SQ. | (56)(118) R4-11 30" SQ. | (57) R7-9A 12" X 18" | (59) R4-7 24" X 30" | (60) R6-1 (R) 54" X 18" | (61) OM1-1 (CA) 18" SQ. | (62) R6-2 (R) 30" X 36"

(63) R26A (CA) 24" X 30" | (64) R81A (CA) 12" X 6" | (65) W1-7 48" X 24" | (68) W4-4P 24" X 12" | (69) W73A (CA) 36" SQ. | (70) W74 (CA) 36" SQ. | (71) R3-7 36" SQ. | (72) R3-5 (R) 30" X 36" | (74) R1-1 36" SQ.

Call before you Dig
Avoid cutting underground utility lines. It's easy.
Call 811 or 1-800-423-4133

REVISIONS

MARK		APPR	DATE
1	ADD CROSSWALK FOR SIGNALIZED INTERSECTION.		
2	AS-BUILT PLAN		

PLANS PREPARED BY:
MDS CONSULTING
MORSE SCHULTZ
17320 Redhill Avenue
Suite 350
Irvine, CA 92614
Voice: 949-251-8821
PLANNERS ENGINEERS SURVEYORS

SUBMITTED BY:
EDWARD J. LENTH 6/7/2022 DATE
RCE# 052496 EXP. 12-31-22

REGISTERED PROFESSIONAL ENGINEER EDWARD J. LENTH No. 052496 Exp. 12-31-22 CIVIL STATE OF CALIFORNIA

CITY OF BANNING
RECOMMENDED FOR APPROVAL BY:
KEVIN D. SIN, RCE #71299 EXP. 12/31/23 — 4/18/22 DATE
SENIOR CIVIL ENGINEER
APPROVED BY:
NATHAN C. SMITH, RCE #74754 EXP. 12/31/23 — 4/22/22 DATE
DEPUTY DIRECTOR OF PUBLIC WORKS/CITY ENGINEER

OFF-SITE SIGNING AND STRIPING IMPROVEMENT PLAN
TRACT NO. 37298-1, ATWELL
APEX STREET & MARAIN WAY
SIGNING & STRIPING PLAN, GENERAL NOTES AND DETAILS

W.O. No.
CIP No.
PROJECT No.
SHEET 9 OF 15

TRACT NO. 37298-1, OFF-SITE SIGNING AND STRIPING PLAN, WILSON STREET

MDS Proj. Data: I:\89404\ENGINEERING\Plans\37298-1\StreetOffSite Created: 02.01.2016 10:09:29 AM Author:---- Last Edit: 03.22.2022 02:10:15 PM By: station105
MDS File: 89404 XRB (Wilson) SSBDR (37298-1).dwg Plot Scale: 0.386863 Dwg Scale: ---- Plot Date: 06.21.2017 7:32:43 AM By: station105

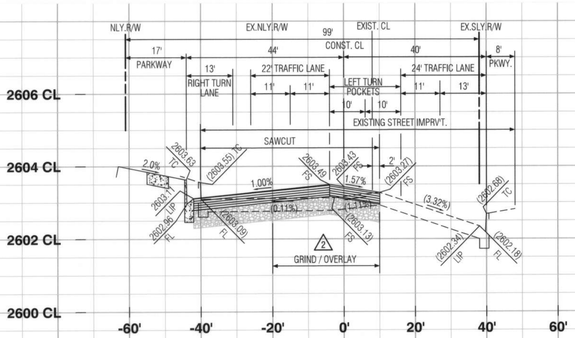

10+80.04

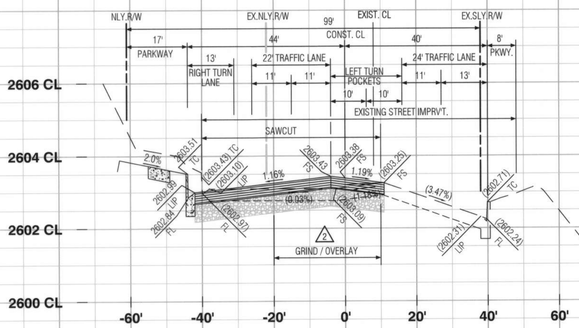

11+00.00

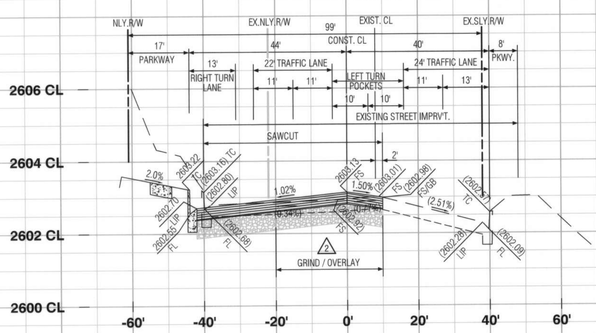

11+50.00

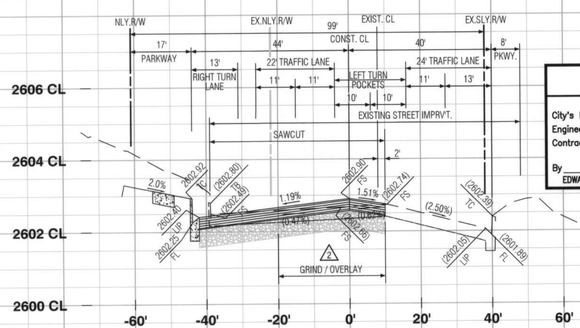

12+00.00

AS-BUILT

MDS Consulting
RECORD DRAWINGS
Information Obtained from
City's Records NONE
Engineer's Records MDS CONSULTING
Contractor's Records ALL AMERICAN ASPHALT
By Date 7/13/2021
EDWARD J. LENTH R.C.E. 052496

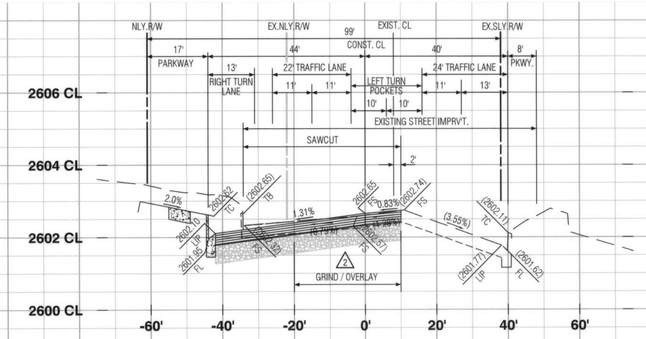

12+50.00

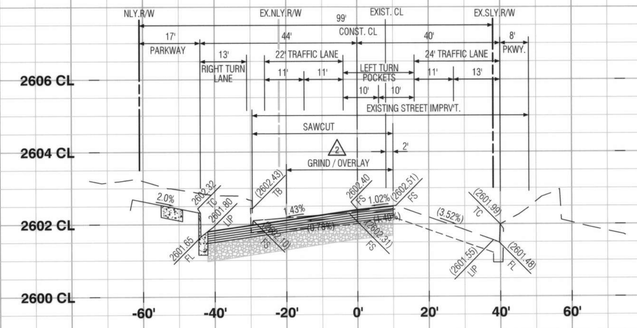

13+00.00

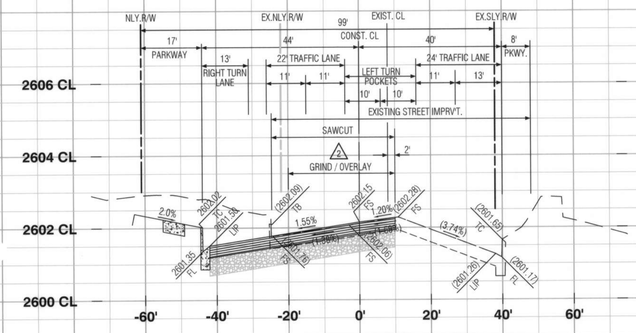

13+50.00

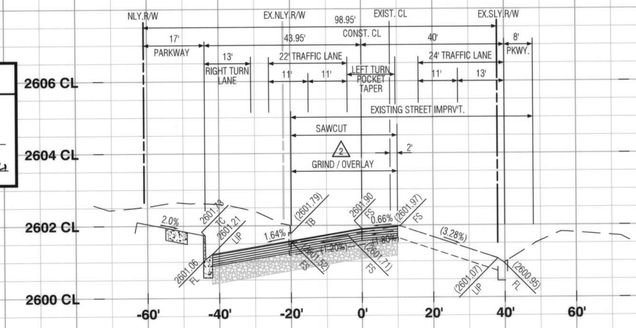

14+00.00

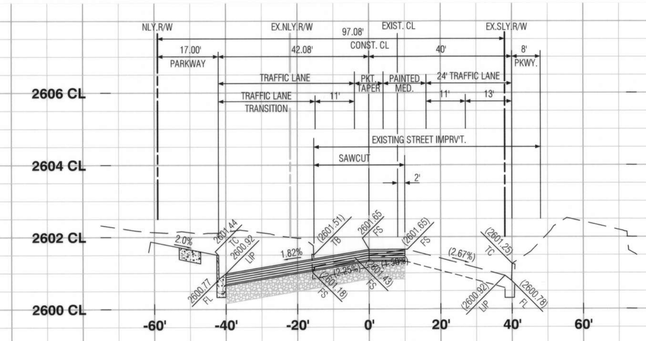

14+50.00

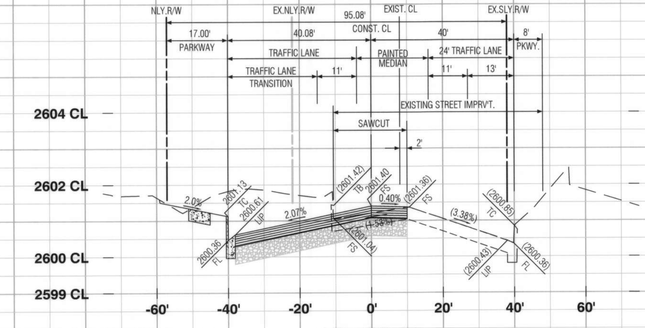

15+00.00

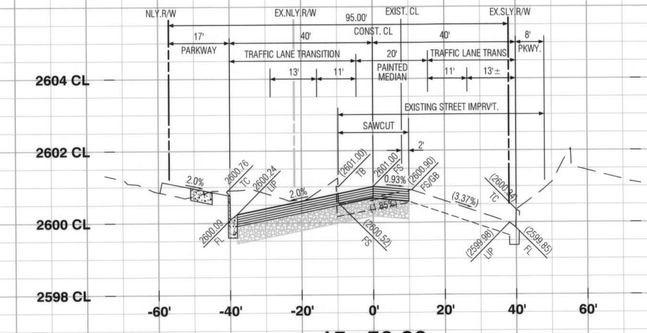

15+50.00

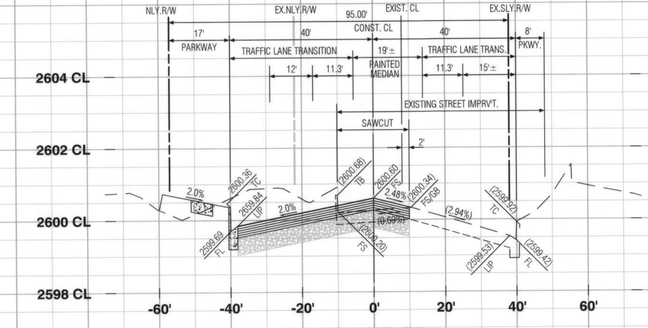

16+00.00

PROFILE SCALE
HORIZ. 1"=20'
VERT. 1"=2'

Call before you Dig
Avoid cutting underground utility lines. It's easy.
Call 811 OR 1-800-423-4133

REVISIONS

MARK		APPR	DATE
1	AS-BUILT PLAN		

PLANS PREPARED BY:
MDS CONSULTING
MORSE SCHULTZ
17320 Redhill Avenue
Suite 350
Irvine, CA 92614
Voice: 949-251-8821
PLANNERS ENGINEERS SURVEYORS

SUBMITTED BY:
EDWARD J. LENTH
RCE# 052496 EXP. 12-31-22
7/13/2021
DATE

REGISTERED PROFESSIONAL ENGINEER
EDWARD J. LENTH
No. 052496
Exp. 12-31-22
CIVIL
STATE OF CALIFORNIA

CITY OF BANNING
RECOMMENDED FOR APPROVAL BY:
KEVIN D. SIN, RCE #71299 EXP. 12/31/21
SENIOR CIVIL ENGINEER
7/23/21
DATE
APPROVED BY:
ARTURO VELA, RCE #75696 EXP. 6/30/22
PUBLIC WORKS DIRECTOR/CITY ENGINEER
8/26/21
DATE

OFF-SITE STREET IMPROVEMENT PLAN
TRACT NO. 37298-1, ATWELL
WILSON STREET
SECTIONS
STATION 10+80.04 TO 16+00

W.O. No.
CIP No.
PROJECT No.
SHEET 10 OF 15

TRACT NO. 37298-1, OFF-SITE STREET IMPROVEMENT PLAN, WILSON STREET

MDS Proj. Data: I:\89404\ENGINEERING\Plans\37298-1\Street\OffSite
Created: 04.23.2021 11:19:37 AM Author:----
Last Edit: 04.23.2021 11:19:37 AM By: station105
MDS File: 89404-37298-1 (Wilson) STRN10-15XS.dwg
Plot Scale: 0.386863 Dwg Scale: 1
Plot Date: 07.09.2021 8:08:47 AM By: station105

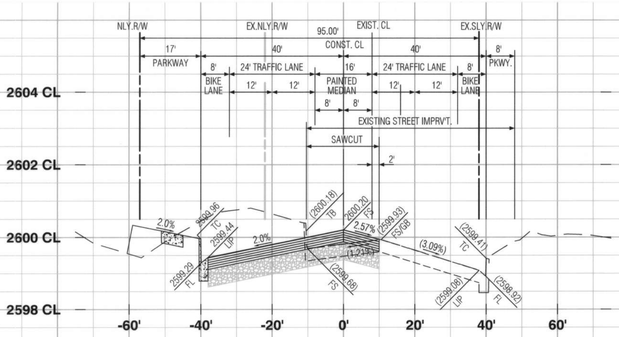

16+50.00

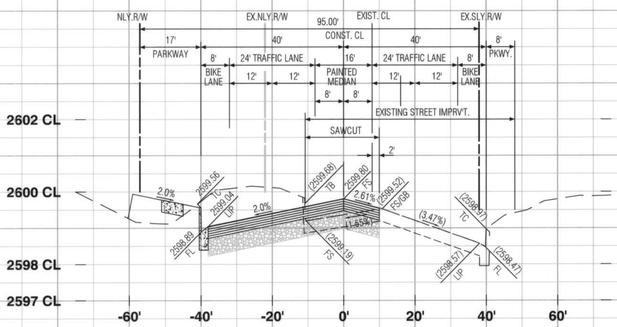

17+00.00

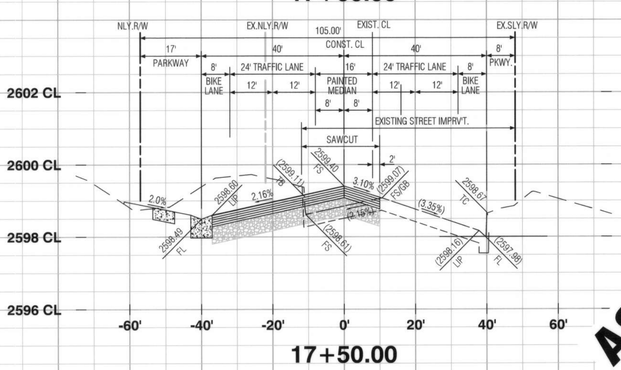

17+50.00

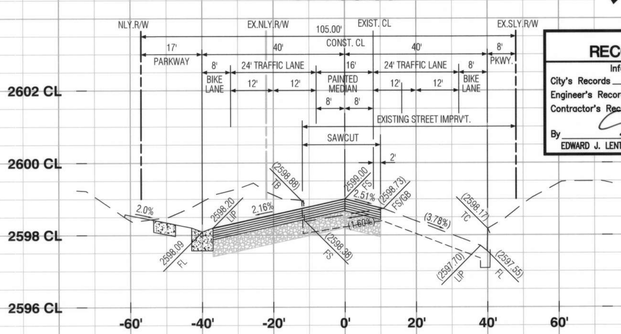

18+00.00

AS-BUILT

MDS Consulting
RECORD DRAWINGS
Information Obtained from
City's Records NONE
Engineer's Records MDS CONSULTING
Contractor's Records ALL AMERICAN ASPHALT
By _____ Date 7/13/2021
EDWARD J. LENTH R.C.E. 052496

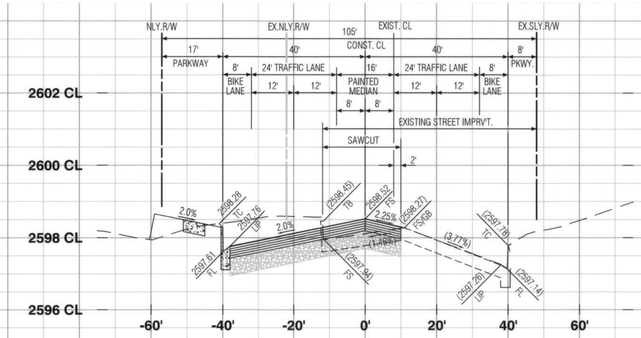

18+50.00

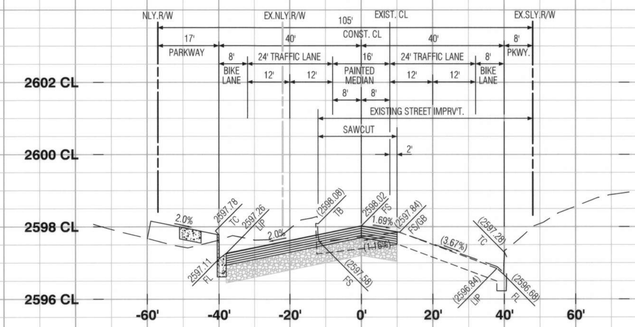

19+00.00

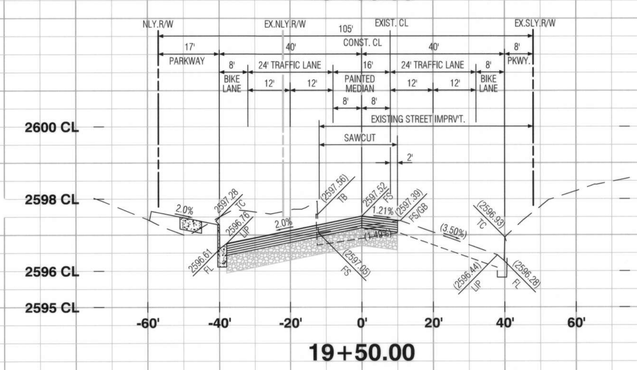

19+50.00

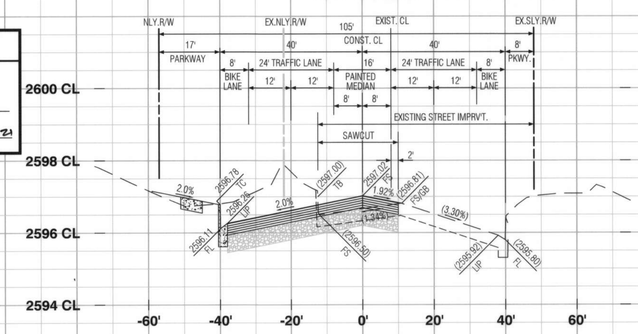

20+00.00

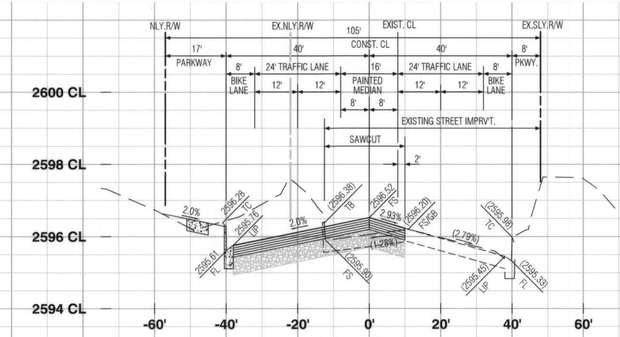

20+50.00

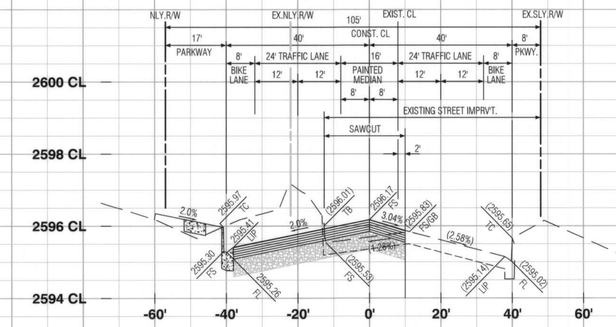

21+00.00

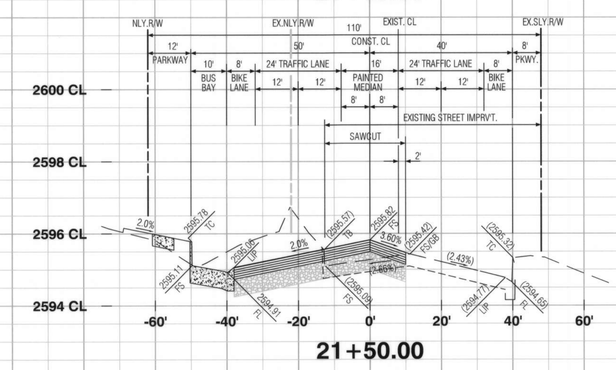

21+50.00

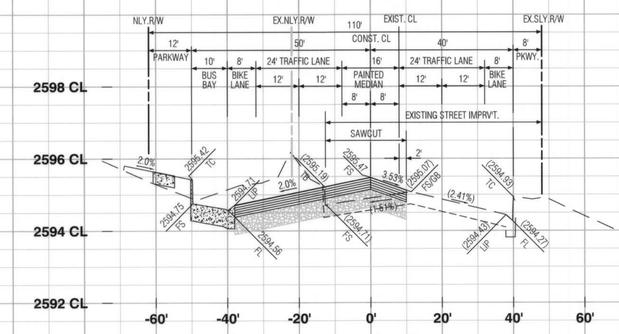

22+00.00

PROFILE SCALE
HORIZ. 1"=20'
VERT. 1"=2'

Call before you Dig
Avoid cutting underground utility lines. It's costly.
Call 811 OR 1-800-423-4133

REVISIONS

MARK		APPR	DATE
A	AS-BUILT PLAN		

PLANS PREPARED BY:
MDS CONSULTING
MORSE SCHULTZ
17320 Redhill Avenue
Suite 350
Irvine, CA 92614
Voice: 949-251-8821
PLANNERS ENGINEERS SURVEYORS

SUBMITTED BY:
EDWARD J. LENTH 7/13/2021
RCE# 052496 EXP. 12-31-22 DATE

REGISTERED PROFESSIONAL ENGINEER
EDWARD J. LENTH
No. 052496
Exp. 12-31-22
CIVIL
STATE OF CALIFORNIA

CITY OF BANNING
RECOMMENDED FOR APPROVAL BY:
KEVIN D. SIN, RCE #71299 EXP. 12/31/21 7/13/21
SENIOR CIVIL ENGINEER DATE
APPROVED BY:
ARTURO VELA, RCE #75696 EXP. 6/30/22 8/26/21
PUBLIC WORKS DIRECTOR/CITY ENGINEER DATE

OFF-SITE STREET IMPROVEMENT PLAN
TRACT NO. 37298-1, ATWELL WILSON STREET
SECTIONS
STATION 16+50 TO 22+00

W.O. No.
CIP No.
PROJECT No.
SHEET 11 OF 15

TRACT NO. 37298-1, OFF-SITE STREET IMPROVEMENT PLAN, WILSON STREET

MDS Proj. Data: I:\89404\ENGINEERING\Plans\37298-1\Street\OffSite
Created: 04.23.2021 11:19:37 AM Author:----
Last Edit: 04.23.2021 11:19:37 AM By: Station105
Plot Scale: 0.356993 Dwg Scale: ----
MDS File: 89404 37298-1 (Wilson) STSht10-15XS.dwg
Plot Date: 07.09.2021 8:10:23 AM By: station105

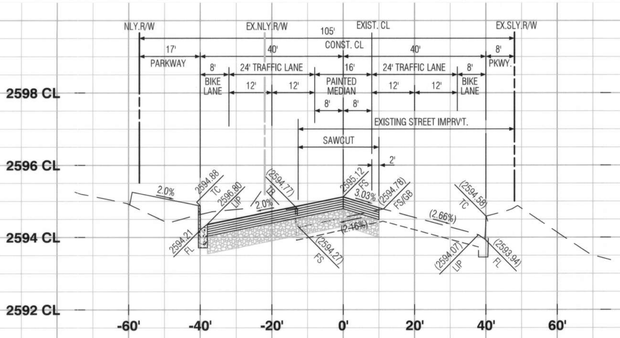

22+50.00

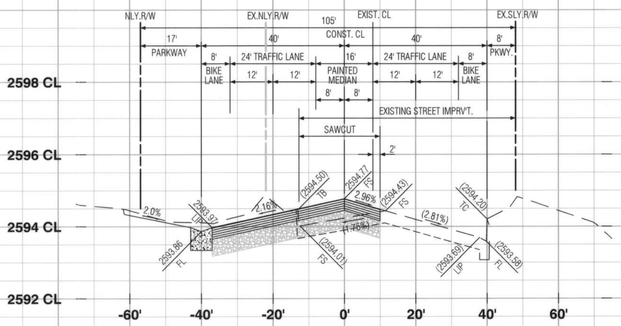

23+00.00

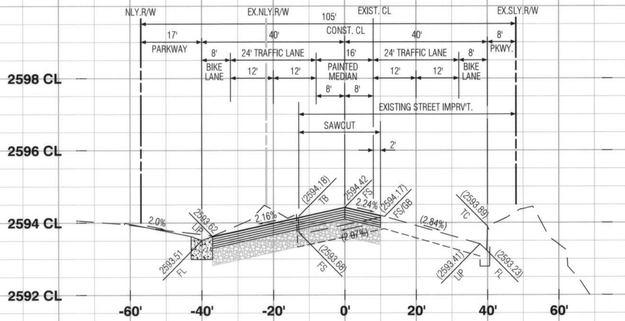

23+50.00

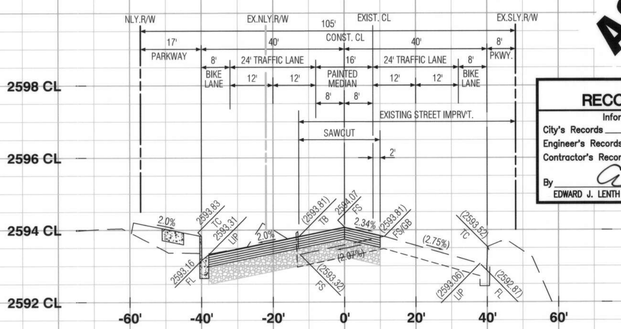

24+00.00

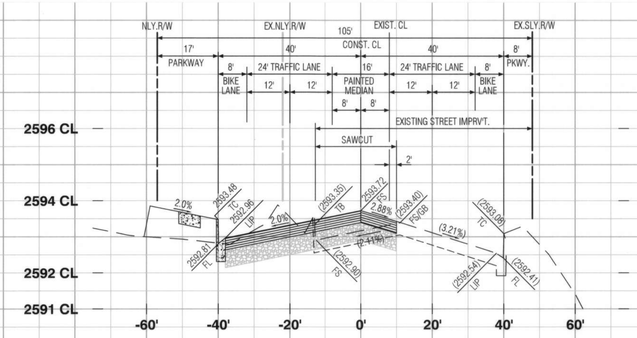

24+50.00

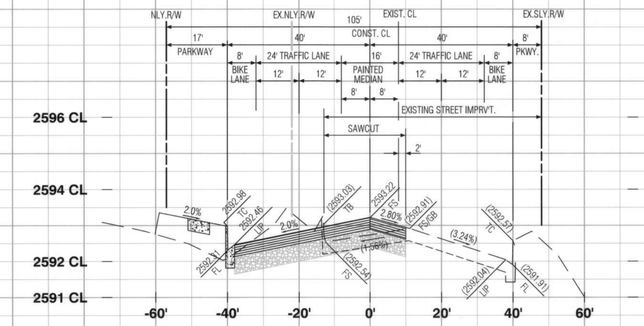

25+00.00

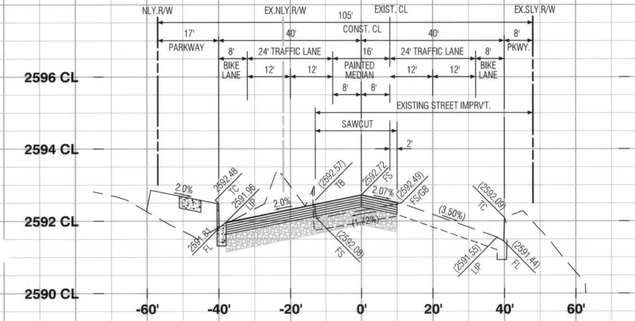

25+50.00

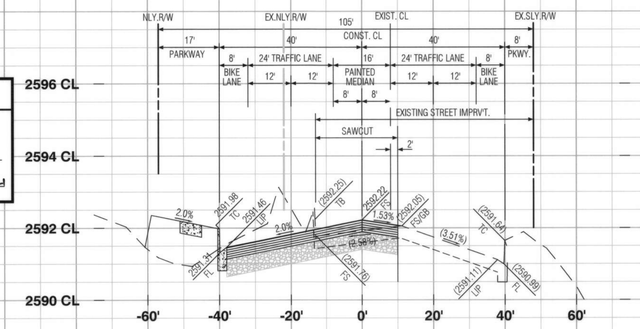

26+00.00

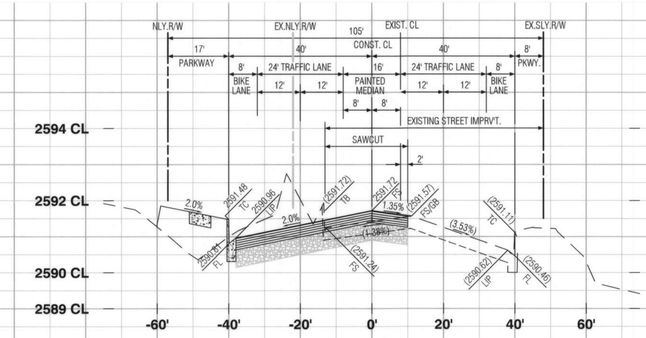

26+50.00

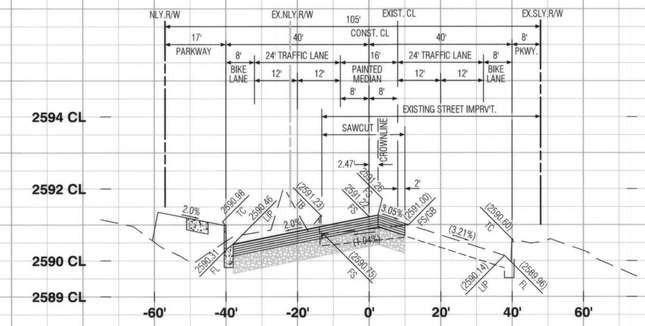

27+00.00

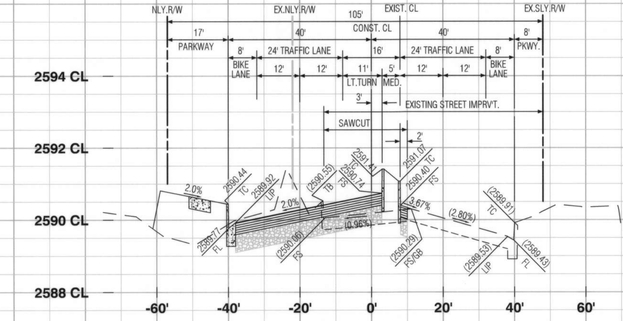

27+50.00

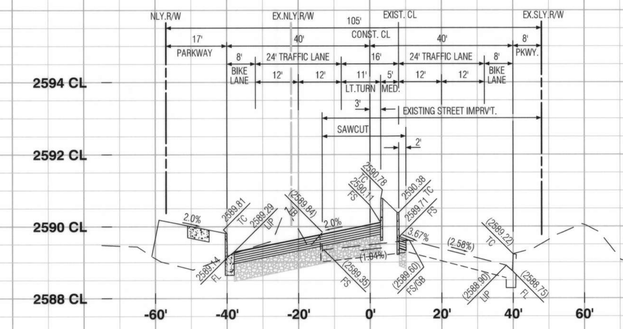

28+00.00

AS-BUILT

MDS Consulting
RECORD DRAWINGS
Information Obtained from
City's Records NONE
Engineer's Records MDS CONSULTING
Contractor's Records ALL AMERICAN ASPHALT
By _____ Date 7/13/2021
EDWARD J. LENTH R.C.E. 052496

PROFILE SCALE
HORIZ. 1"=20'
VERT. 1"=2'

Call before you Dig
Avoid cutting underground utility lines; it's costly.
Call 811 OR 1-800-423-4133

REVISIONS

MARK		APPR	DATE
A	AS-BUILT PLAN		

PLANS PREPARED BY:
MDS CONSULTING
MORSE SCHULTZ
17320 Redhill Avenue
Suite 350
Irvine, CA 92614
Voice: 949-251-8821
PLANNERS ENGINEERS SURVEYORS

SUBMITTED BY:
EDWARD J. LENTH
RCE# 052496 EXP. 12-31-22
7/13/2021
DATE

REGISTERED PROFESSIONAL ENGINEER
EDWARD J. LENTH
No. 052496
Exp. 12-31-22
CIVIL
STATE OF CALIFORNIA

CITY OF BANNING

RECOMMENDED FOR APPROVAL BY:
KEVIN D. SIN, RCE #71299 EXP. 12/31/21
SENIOR CIVIL ENGINEER
7/23/21
DATE

APPROVED BY:
ARTURO VELA, RCE #75696 EXP. 6/30/22
PUBLIC WORKS DIRECTOR/CITY ENGINEER
8/26/21
DATE

OFF-SITE STREET IMPROVEMENT PLAN
TRACT NO. 37298-1, ATWELL
WILSON STREET
SECTIONS
STATION 22+50 TO 28+00

W.O. No.
CIP No.
PROJECT No.
SHEET 12 OF 15

TRACT NO. 37298-1, OFF-SITE STREET IMPROVEMENT PLAN, WILSON STREET

MDS Proj. Data: I:\89404\ENGINEERING\Plans\37298-1\Street\OffSite
Created: 04.23.2021 11:19:37 AM Author: ----
Last Edit: 04.23.2021 11:19:37 AM By: Station105
Plot Scale: 0.356993 Dwg Scale: ----
MDS File: 89404 37298-1 (Wilson) STSN10-15X5.dwg
Plot Date: 07.09.2021 8:11:31 AM By: station105

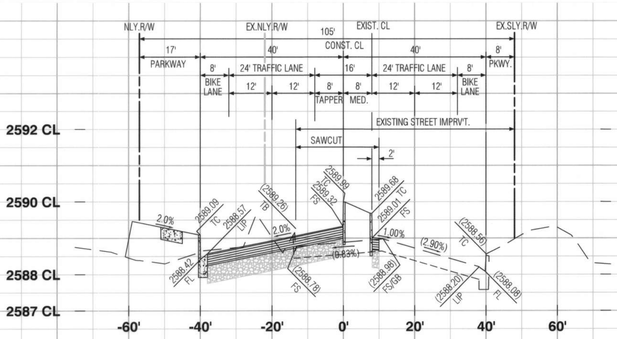

28+50.00

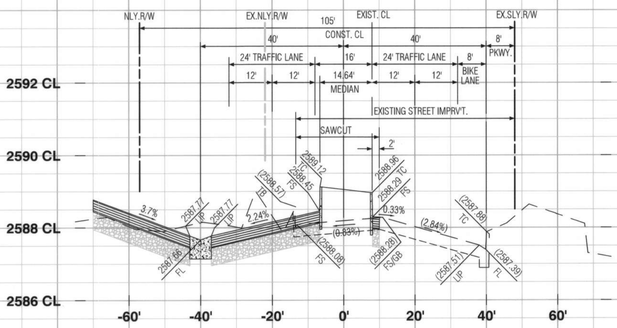

29+00.00

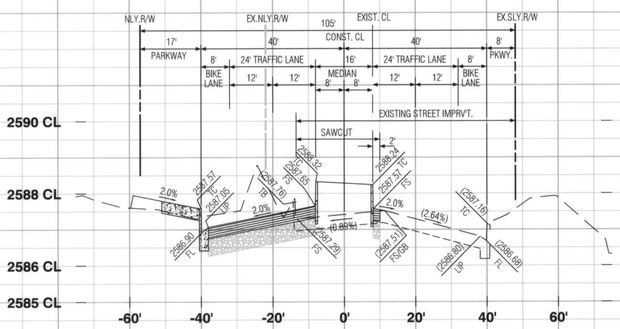

29+50.00

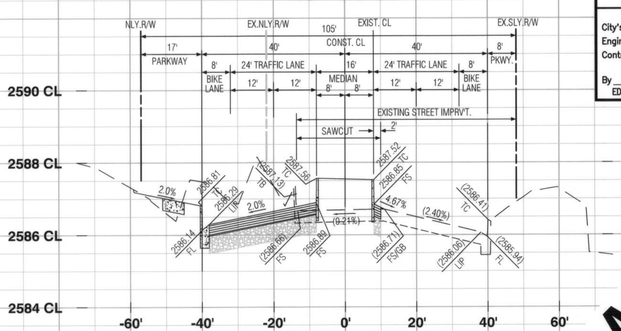

30+00.00

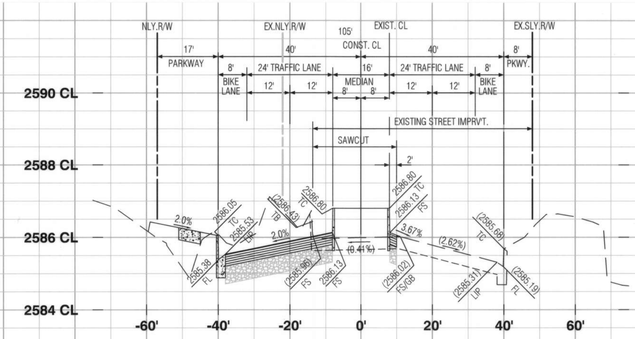

30+50.00

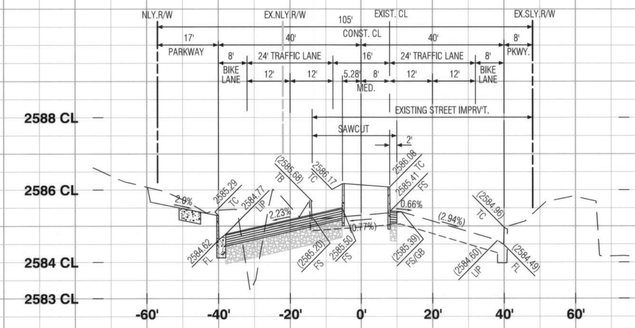

31+00.00

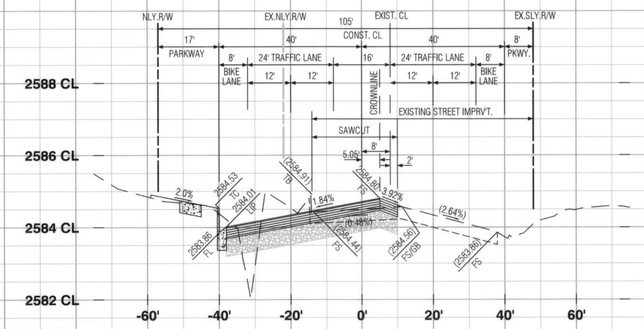

31+50.00

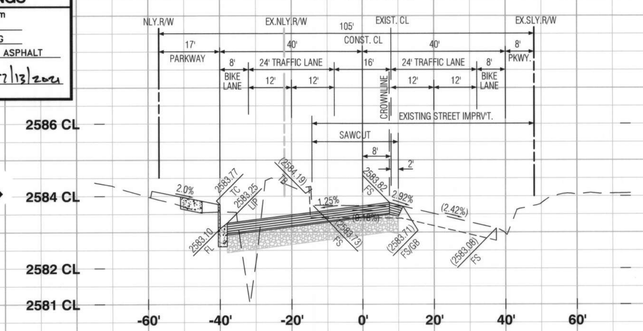

32+00.00

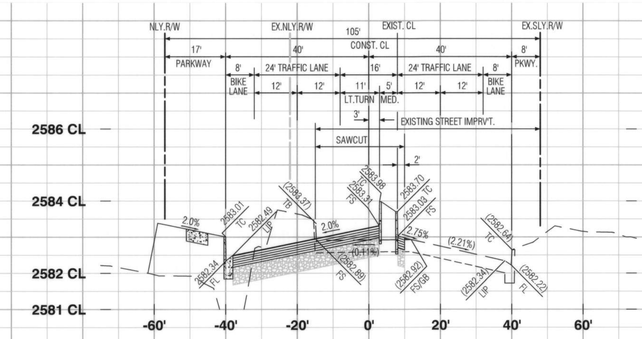

32+50.00

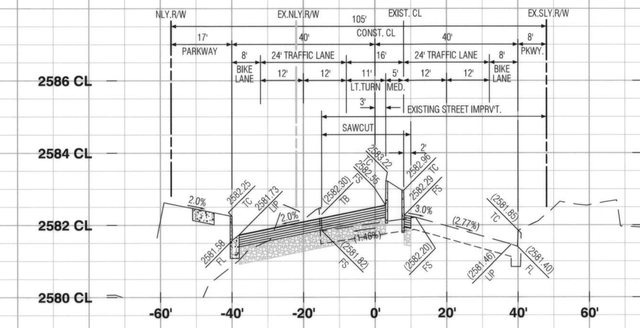

33+00.00

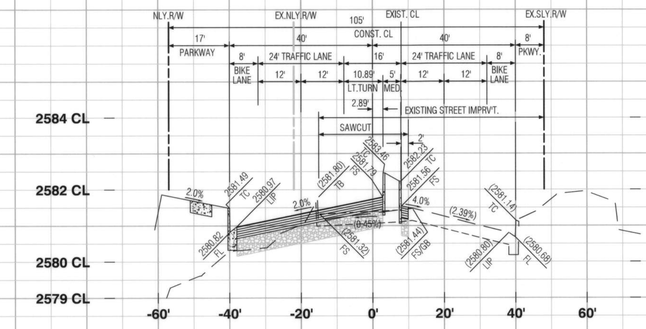

33+50.00

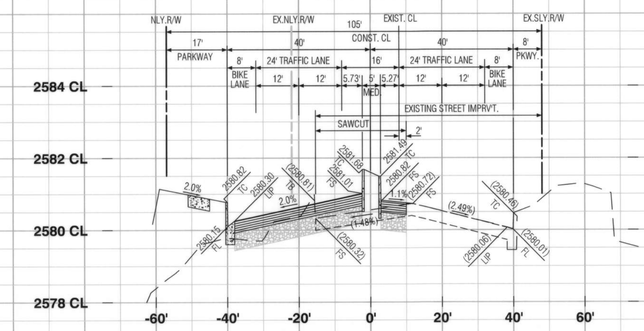

34+00.00

MDS Consulting
RECORD DRAWINGS
Information Obtained from
City's Records NONE
Engineer's Records MDS CONSULTING
Contractor's Records ALL AMERICAN ASPHALT
By _____ Date 7/13/2021
EDWARD J. LENTH R.C.E. 052496

AS-BUILT

PROFILE SCALE
HORIZ. 1"=20'
VERT. 1"=2'

Call before you Dig
Avoid cutting underground utility lines. It's costly.
Call 811 or 1-800-423-4133

REVISIONS

MARK		APPR	DATE
1	AS-BUILT PLAN		

PLANS PREPARED BY:
MDS CONSULTING
MORSE SCHULTZ
17320 Redhill Avenue
Suite 350
Irvine, CA 92614
Voice: 949-251-8821
PLANNERS ENGINEERS SURVEYORS

SUBMITTED BY:
EDWARD J. LENTH 7/13/2021 DATE
RCE# 052496 EXP. 12-31-22

REGISTERED PROFESSIONAL ENGINEER EDWARD J. LENTH No. 052496 Exp. 12-31-22 CIVIL STATE OF CALIFORNIA

CITY OF BANNING
RECOMMENDED FOR APPROVAL BY:
KEVIN D. SIN, RCE #71299 EXP. 12/31/21 7/23/21 DATE
SENIOR CIVIL ENGINEER
APPROVED BY:
ARTURO VELA, RCE #75696 EXP. 6/30/22 8/26/21 DATE
PUBLIC WORKS DIRECTOR/CITY ENGINEER

OFF-SITE STREET IMPROVEMENT PLAN
TRACT NO. 37298-1, ATWELL WILSON STREET
SECTIONS
STATION 28+50 TO 34+00

W.O. No.
CIP No.
PROJECT No.
SHEET 13 OF 15

TRACT NO. 37298-1, OFF-SITE STREET IMPROVEMENT PLAN, WILSON STREET

MDS Proj. Data: I:\894041\ENGINEERING\Plans\37298-1\Street\Offsite Created: 04.23.2021 11:19:37 AM Author:---- Last Edit: 04.23.2021 11:19:37 AM By: Station105
Plot Scale: 0.3868893 Dwg Scale: ---- Plot Date: 07.08.2021 8:12:21 AM By: station105
MDS File: 894041 37298-1 (Wilson) STSht10-15XS.dwg

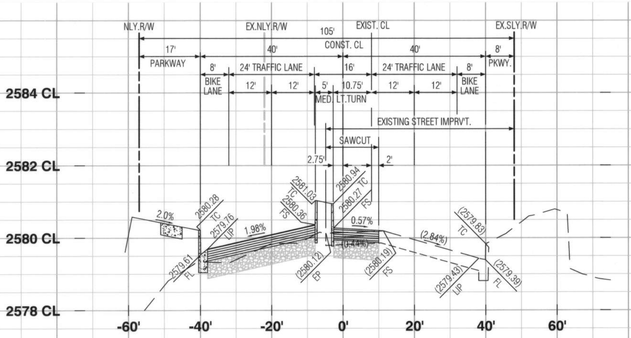

34+50.00

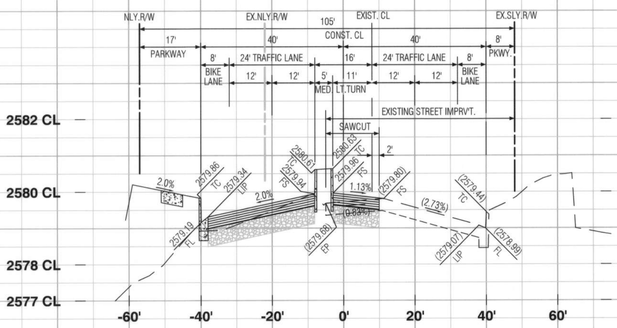

35+00.00

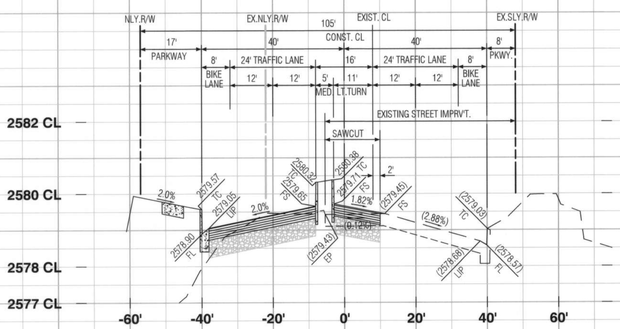

35+50.00

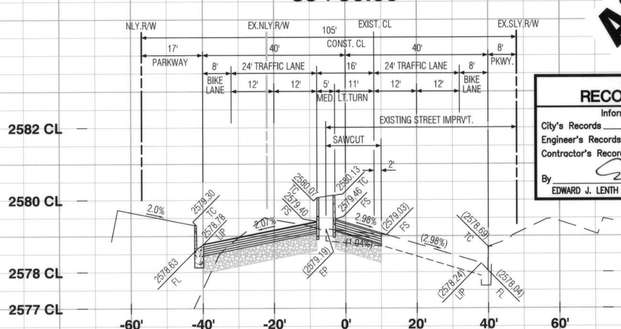

36+00.00

AS-BUILT

MDS Consulting
RECORD DRAWINGS
Information Obtained from
City's Records NONE
Engineer's Records MDS CONSULTING
Contractor's Records ALL AMERICAN ASPHALT
By Date 7/13/2021
EDWARD J. LENTH R.C.E. 052496

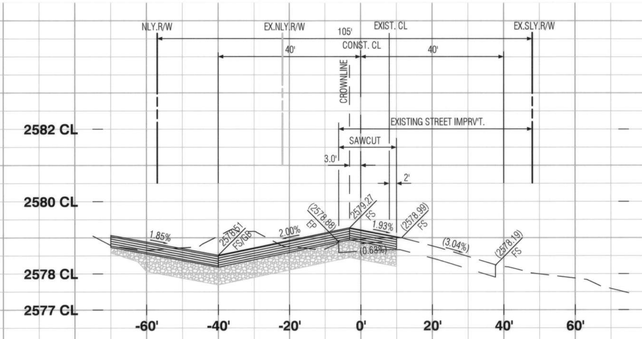

36+50.00

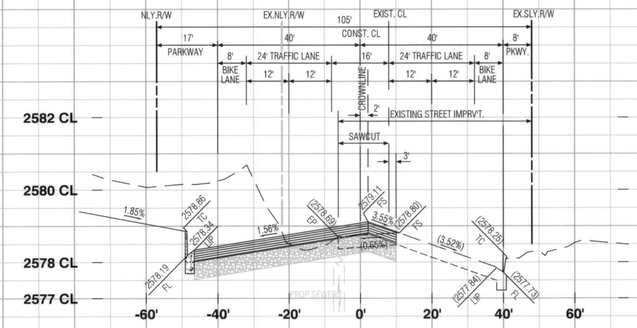

37+00.00

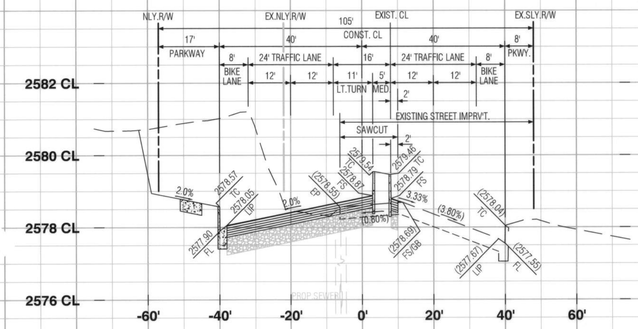

37+50.00

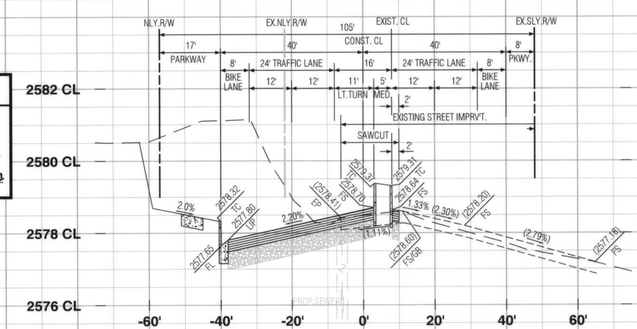

38+00.00

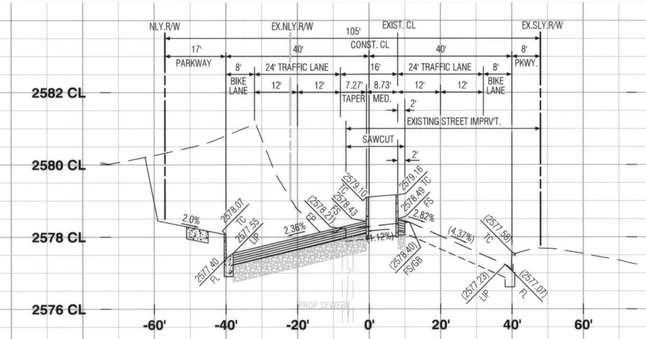

38+50.00

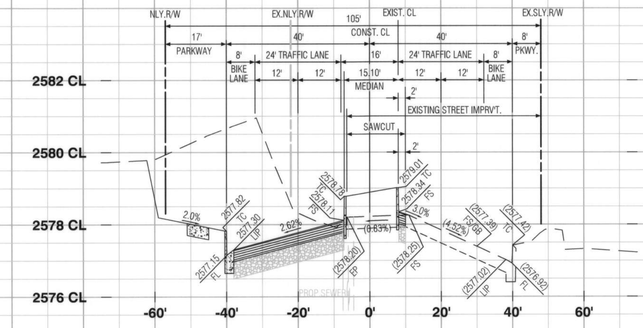

39+00.00

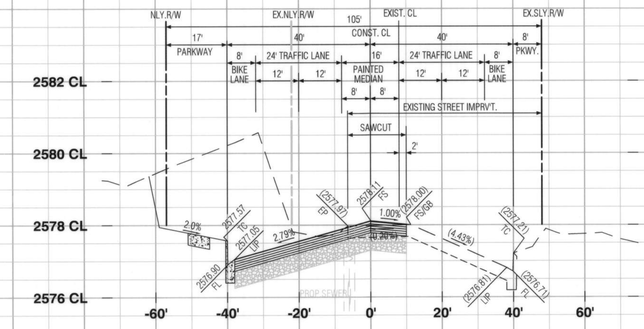

39+50.00

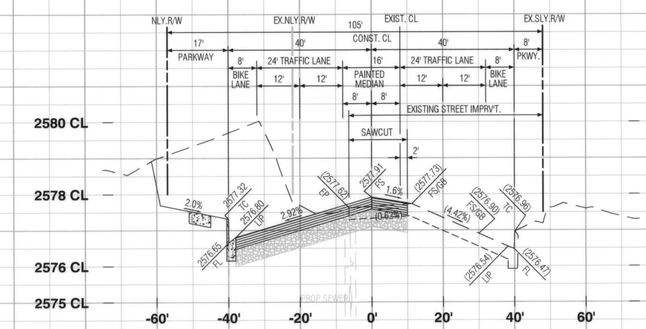

40+00.00

PROFILE SCALE
HORIZ. 1"=20'
VERT. 1"=2'

TRACT NO. 37298-1, OFF-SITE STREET IMPROVEMENT PLAN, WILSON STREET

Call before you Dig
Avoid cutting underground utility lines. It's costly.
Call 811 or 1-800-422-4133

REVISIONS

MARK		APPR	DATE
2	AS-BUILT PLAN		

PLANS PREPARED BY:
MDS CONSULTING
MORSE SCHULTZ
17320 Redhill Avenue
Suite 350
Irvine, CA 92614
Voice: 949-251-8821
PLANNERS ENGINEERS SURVEYORS

SUBMITTED BY:
EDWARD J. LENTH 7/13/2021 DATE
RCE# 052496 EXP. 12-31-22

REGISTERED PROFESSIONAL ENGINEER EDWARD J. LENTH No. 052496 Exp. 12-31-22 CIVIL STATE OF CALIFORNIA

CITY OF BANNING
RECOMMENDED FOR APPROVAL BY:
KEVIN D. SIN, RCE #71299 EXP. 12/31/21 — DATE 7/22/21
SENIOR CIVIL ENGINEER
APPROVED BY:
ARTURO VELA, RCE #75696 EXP. 6/30/22 — DATE 8/26/21
PUBLIC WORKS DIRECTOR/CITY ENGINEER

OFF-SITE STREET IMPROVEMENT PLAN
TRACT NO. 37298-1, ATWELL
WILSON STREET
SECTIONS
STATION 34+50 TO 40+00

W.O. No.
CIP No.
PROJECT No.
SHEET 14 OF 15

MDS Proj. Data: I:\89404\ENGINEERING\Plans\37298-1\Street\OffSite Created: 04.23.2021 11:19:37 AM Author:---- Last Edit: 04.23.2021 11:19:37 AM By: Station105
MDS File: 89404 37298-1 (Wilson) ST3ft10-15X3.dwg Plot Scale: 0.386863 Dwg Scale: ---- Plot Date: 07.09.2021 8:13:28 AM By: ittdlevi105

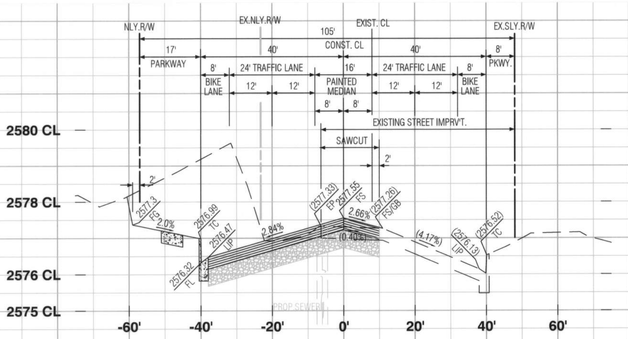

40+50.00

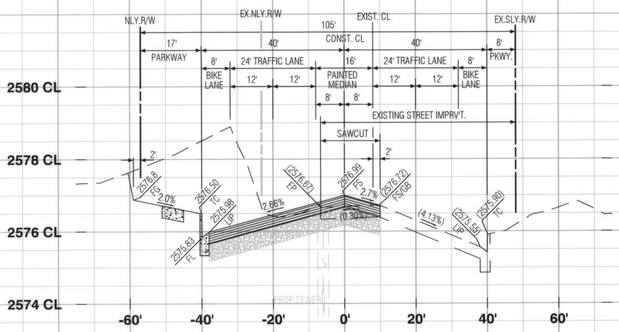

41+00.00

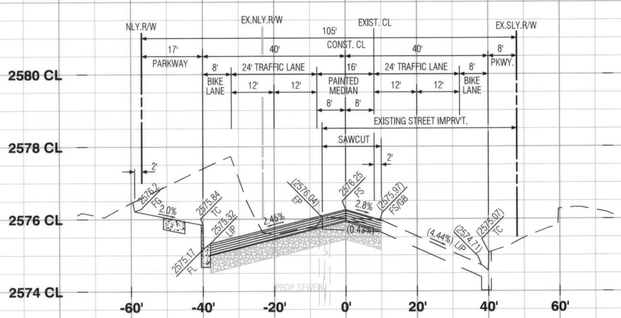

41+50.00

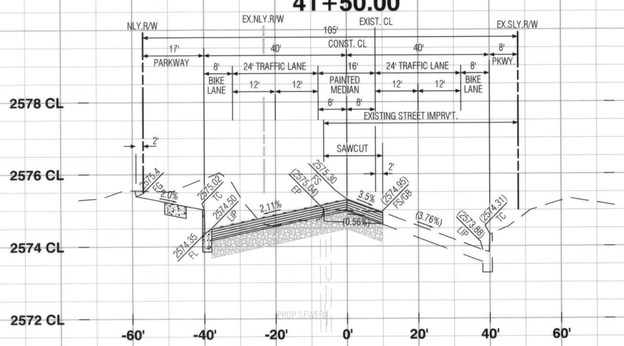

42+00.00

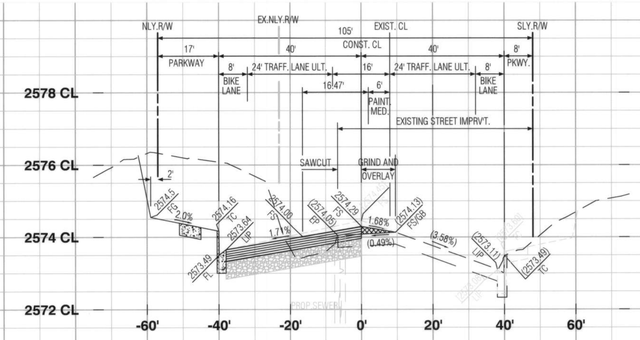

42+50.00

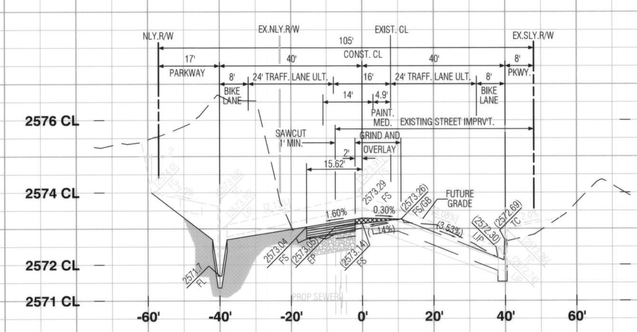

43+00.00

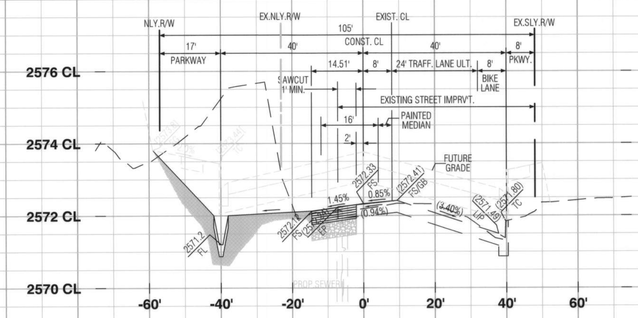

43+50.00

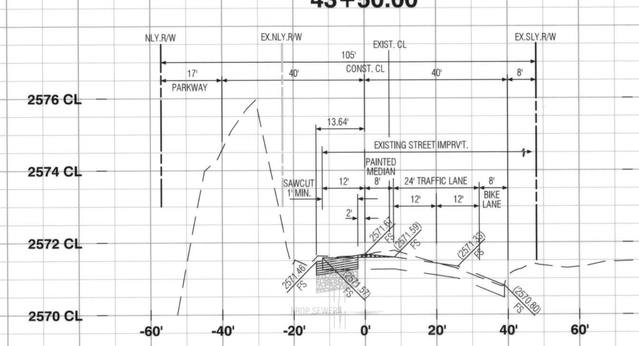

44+00.00

AS-BUILT

MDS Consulting
RECORD DRAWINGS
Information Obtained from
City's Records NONE
Engineer's Records MDS CONSULTING
Contractor's Records ALL AMERICAN ASPHALT
By _____ Date 7/13/2021
EDWARD J. LENTH R.C.E. 052496

PROFILE SCALE
HORIZ. 1"=20'
VERT. 1"=2'

Call before you Dig
Avoid cutting underground utility lines. It's costly.
Call 811 or 1-800-423-4133

REVISIONS

MARK		APPR	DATE
1	AS-BUILT PLAN		

PLANS PREPARED BY:
MDS CONSULTING
MORSE SCHULTZ
17320 Redhill Avenue
Suite 350
Irvine, CA 92614
Voice: 949-251-8821
PLANNERS ENGINEERS SURVEYORS

SUBMITTED BY:
EDWARD J. LENTH
RCE# 052496 EXP. 12-31-22
7/13/2021
DATE

REGISTERED PROFESSIONAL ENGINEER
EDWARD J. LENTH
No. 052496
Exp. 12-31-22
CIVIL
STATE OF CALIFORNIA

CITY OF BANNING
RECOMMENDED FOR APPROVAL BY:
KEVIN D. SIN, RCE #71299 EXP. 12/31/21
SENIOR CIVIL ENGINEER
7/13/21
DATE
APPROVED BY:
ARTURO VELA, RCE #75696 EXP. 6/30/22
PUBLIC WORKS DIRECTOR/CITY ENGINEER
8/26/21
DATE

OFF-SITE STREET IMPROVEMENT PLAN
TRACT NO. 37298-1, ATWELL WILSON STREET
SECTIONS TO ULTIMATE IMPROVEMENT STATION 40+50 TO 45+00

W.O. No.
CIP No.
PROJECT No.
SHEET 15 OF 15

TRACT NO. 37298-1, OFF-SITE STREET IMPROVEMENT PLAN, WILSON STREET

MDS Proj. Data: I:\89404\ENGINEERING\Plans\37298-1\Sheet\Off\Site
Created: 04.23.2021 11:19:37 AM Author:—
Last Edit: 04.23.2021 11:19:37 AM By: Station105
Plot Scale: 0.386963 Dwg Scale: —
Plot Date: 07.09.2021 8:14:23 AM By: station105
MDS File: 89404 37298-1 (Wilson) STSht10-15XS.dwg

CITY OF BANNING
STAFF REPORT

TO:	**CITY COUNCIL**
FROM:	**Douglas Schulze, City Manager**
PREPARED BY:	**Ralph Wright, Parks and Recreation Director**
MEETING DATE:	**March 26, 2024**
SUBJECT:	**Second Reading and Adoption of Ordinance 1601, Amending Sections 2.42.030(B), 2.42.040(A), 2.42.040(B)(2) of Chapter 2.42 (Youth Council) of Title 2 (Administration and Personnel) of the Banning Municipal Code to Modify the Composition of, the Meeting Times for, and the Quorum Requirements for the Banning Youth Council, and Making a Determination of Exemption from the California Environmental Quality Act**

RECOMMENDATION:

Conduct second reading and adopt Ordinance 1601.

BACKGROUND:

At the February 27, 2024 City Council Meeting, the City Council waived the full reading and introduced Ordinance No. 1601 as read by title only. Ordinance No. 1601 is presented for second reading and adoption.

The City Council adopted Ordinance 1590 on July 11, 2023, establishing the Banning Youth Council. The Youth Council was established with a composition of nine members and a quorum consisting of majority of those nine members in attendance, including all vacancies.

Staff has been recruiting local 9th through 12th graders to serve on the Youth Council and while nine members is a goal, applications have come in at a slower pace than hoped. For that reason, staff recommends amending Section 2.42.030(B) of the Banning Municipal Code to modify the total membership of the Youth Council from nine members to between five to nine members. Additionally, staff recommends amending Section 2.42.040(B)(2) to state that a quorum of the Youth Council will consist of a majority of the members rather than a majority of the members, including any vacancies.

This change would allow for the Youth Council to conduct meetings, projects, and evaluate issues when there are anywhere between five to nine members appointed to the Youth Council.

Staff will continue to work with the local high schools to recruit and promote the Youth Council with the hope that the Council will be able to appoint up to the maximum nine members.

Lastly, staff is proposing to amend Section 2.42.030(A)(2) to modify the meeting time for the Youth Council from the third Tuesday of each month (excluding July and December) to the first Tuesday of each month (excluding July and December).

JUSTIFICATION:

This modification will allow for the Youth Council to meet, hear issues important to the City and City Council, and perform service in the community even if there are only currently five members appointed to the Youth Council.

FISCAL IMPACT:

There is no fiscal impact associated with this Ordinance.

ALTERNATIVES:

1. Conduct Second reading of Ordinance No. 1601 and adopt, as recommended.
2. Adopt Ordinance No. 1601, with clerical revisions only
3. Provide alternative direction to staff.

ATTACHMENTS:

1. Ordinance 1601, Banning Youth Council.docx

ORDINANCE 1601

AN ORDINANCE OF THE CITY OF BANNING, CALIFORNIA, AMENDING SECTIONS 2.42.030(B), 2.42.040(A), AND 2.42.040(B)(2) OF CHAPTER 2.42 (YOUTH COUNCIL) OF TITLE 2 (ADMINISTRATION AND PERSONNEL) OF THE BANNING MUNICIPAL CODE TO MODIFY THE COMPOSITION OF, THE MEETING TIMES FOR, AND THE QUORUM REQUIREMENTS FOR THE BANNING YOUTH COUNCIL, AND MAKING A DETERMINATION OF EXEMPTION FROM THE CALIFORNIA ENVIRONMENTAL QUALITY ACT

The City Council of the City of Banning does hereby ordain as follows:

SECTION 1. Environmental Findings. The City Council has independently reviewed and considered the requirements of the California Environmental Quality Act ("CEQA"), and has determined that the code amendments contained in this Ordinance are exempt from CEQA pursuant to Section 15061(b)(3) of the CEQA Guidelines because it can be seen with certainty that there is no possibility these amendments may have a significant effect on the environment.

SECTION 2. Subsection (B) ("Composition and Compensation") of Section 2.42.030 ("Qualifications; Composition and Compensation; Appointment; Term; and Vacancies") of Chapter 2.42 ("Youth Council") of Title 2 ("Administration and Personnel") of the Banning Municipal Code is hereby amended to read as follows:

"B. Composition and compensation. The youth council shall consist of a minimum of five members and maximum of nine members who shall not receive compensation."

SECTION 3. Subsection (A) ("Meeting Times and Place") of Section 2.42.040 ("Meeting Times and Place; Conduct of Meetings; Rules of Procedure; Staff Liaison") of Chapter 2.42 ("Youth Council") of Title 2 ("Administration and Personnel") of the Banning Municipal Code is hereby amended to read as follows:

"A. Meeting times and place. The youth council shall meet on the first Tuesday of each month, except the months of July and December, at a regular time established by resolution of the youth council, at the City Council Chambers located at 99 E. Ramsey Street."

SECTION 4. Subsection (B)(2) of Section 2.42.040 ("Meeting Times and Place; Conduct of Meetings; Rules of Procedure; Staff Liaison") of Chapter 2.42 ("Youth Council") of Title 2 ("Administration and Personnel") of the Banning Municipal Code is hereby amended to read as follows:

"2. A quorum of the youth council shall consist of a majority of the members (not including vacancies), whether the youth council is a five-, six-, seven-, eight-, or nine-member body at the time of a meeting. A quorum must be present in order for the youth council to hold a meeting."

SECTION 5. If any section, subsection, paragraph, clause or phrase in this Ordinance, or any part thereof, is for any reason held to be invalid or unconstitutional, such decision shall not affect the validity of the remaining section or portions of this Ordinance or any part thereof. The Council hereby declares that it would have passed each section, subsection, subdivision, paragraph, sentence, clause, or phrase of this Ordinance, irrespective of any one or more sections,

subsections, subdivisions, paragraphs, sentence, clauses or phrases may be declared invalid or unconstitutional.

SECTION 6. The City Clerk is directed to certify the passage and adoption of this Ordinance; cause it to be entered into the City of Banning's book of original ordinances; make a note of the passage and adoption in the records of this meeting; and, within fifteen (15) days after the passage and adoption of this Ordinance, cause it to be published or posted in accordance with California law.

SECTION 7. This Ordinance will become effective on the thirty-first (31st) day following its passage and adoption.

PASSED, APPROVED AND ADOPTED this 26th day of March 2024.

Alberto Sanchez, Mayor
City of Banning

ATTEST:

Caroline Patton, Administrative City Clerk
City of Banning

APPROVED AS TO FORM:

Serita Young, City Attorney
Richards, Watson & Gershon

CERTIFICATION:

I, Caroline Patton, Administrative City Clerk of the City of Banning, California, do hereby certify that Ordinance 1601 was duly introduced at a regular meeting of the City Council of the City of Banning, held on the 27th day of February 2024, and was duly adopted at a regular meeting of said City Council on the 26th day of March 2024, by the following vote, to wit:

AYES:

NOES:

ABSENT:

ABSTAIN:

_____

Caroline Patton, Administrative City Clerk
City of Banning, California

CITY OF BANNING
STAFF REPORT

TO:	**CITY COUNCIL**
FROM:	**Douglas Schulze, City Manager**
PREPARED BY:	**Laurie Sampson, Assistant City Manager**
MEETING DATE:	**March 26, 2024**
SUBJECT:	**Consideration of Resolution 2024-50, Approving Contract Amendment No. 3 with Joe A. Gonsalves & Son to Provide Services in Legislative Advocacy and Governmental Affairs**

RECOMMENDATION:

Adopt Resolution 2024-50.

BACKGROUND:

Joe A. Gonsalves & Son have been providing legislative advocacy and governmental affairs services to the City of Banning since 2007.

On February 8, 2022, the Council approved an agreement for services with Joe A. Gonsalves & Son for $3,000 per month. On February 28, 2023, Council approved Amendment #1 to this agreement for $3,500 per month and provided for extension of this agreement for an additional three years, a total of five years, with the opportunity for Gonsalves to increase their fees by not more than 10% per year.

Within Policy B-30, Amendment #2 to this agreement was drafted and executed to extend time only to ensure Council could review and approve the additional three years.

JUSTIFICATION:

The City of Banning has unique challenges that will benefit from legislative advocacy in Sacramento. As a rapidly growing small city, funding for infrastructure is critical. While the City has an active grant writing program, it is beneficial to have a voice in Sacramento to communicate the City's needs. Furthermore, governmental affairs services are also important as has recently been reported regarding challenges experienced with California Department of Fish and Wildlife, which is not only adversely impacting housing development, but also public improvement projects.

As the city staff have been satisfied with the services provided, it is appropriate to exercise the option to renew this agreement for three additional years.

FISCAL IMPACT:

The monthly fee for contract services for Year Three (March 2024 through February 2025) are set at $3,850 for an annual expense of $46,200. Fees for services for Year Four (March 2025 through February 2026) are set at $4,235 for an annual expense of $50,820, and for Year Five, the final year (March 2026 through February 2027), the monthly fees are set at $4,658 for an annual expense of $56,220. These fees are budgeted in account 001-1000-411.33-11.

ALTERNATIVES:

The advantages of contracting with Joe A Gonsalves & Son are many. For example.

- Are professionals in their field, providing expertise in legislative strategy and technique to facilitate legislation through the process
- Can quickly respond to issues and can assist chapters in providing appropriate communication to key legislators and regulators
- Can identify where leverage needs to be applied and can point out pitfalls, because understand the political climate in the state
- Can monitor the legislative process in an efficient and accurate manner
- Understand how legislation is formulated and can analyze and draft persuasive legislative language

Without these services the City would overlook current legislative actions that could either help or hinder the progress of the City.

ATTACHMENTS:

1. Resolution 2024-50, Joe A Gonsalves Amendment 3.docx
2. Gonsalves_Amendment #3.pdf
3. Gonsalves_Original_02-24-2022.pdf
3. Gonsalves_Amendment #1.pdf
4. Joe Gonsalves Amendment No. 2.pdf
5. Gonsaves_Quarterly Reports 2023.pdf

RESOLUTION 2024-50

A RESOLUTION OF THE CITY COUNCIL OF THE CITY OF BANNING, CALIFORNIA, APPROVING AMENDMENT NO. 3 TO AN AGREEMENT BETWEEN JOE A. GONSALVES & SON AND THE CITY OF BANNING TO PROVIDE SERVICES IN LEGISLATIVE ADVOACY AND GOVERNMENTAL AFFAIRS

WHEREAS, Joe A. Gonsalves & Son ("Gonsalves") have been providing legislative advocacy and governmental affairs services to the City of Banning since 2007; and

WHEREAS, on February 8, 2022, the Council approved an agreement for legislative advocacy and governmental affairs services with Joe A. Gonsalves & Son in an amount not-tp-exceed $3,000 per month (the "Agreement"). On February 28, 2023, the City Council approved Amendment No. 1 to the Agreement for $3,500 per month and provided for extension of this agreement for an additional year with an option to renew for an additional three years, for a total of five years, with the opportunity for Gonsalves to increase their fees by not more than 10% per year; and

WHEREAS, Amendment No. 2 to the Agreement was drafted and executed pursuant to Policy B-30 to extend the term of the Agreement only to ensure the City Council could review and approve the optional three year renewal period; and

WHEREAS, City staff have been satisfied with the services provided by Gonsalves and find it appropriate to exercise the option to renew the Agreement for an additional three-year term.

NOW, THEREFORE, BE IT RESOLVED by the City Council of the City of Banning as follows:

SECTION 1. The City Council approves Amendment No. 3 to the Agreement with Joe A. Gonsalves & Son to provide services in legislative advocacy and governmental affairs in matters affecting cities in the State of California and consistent with the terms set forth in Section 2 of this Resolution, and authorizes the City Manager to execute Amendment No. 3 on behalf of the City Council.

SECTION 2. The monthly fee for contract services for Year Three (March 2024 through February 2025) are set at $3,850 for an annual expense of $46,200. The monthly fee for contract services for Year Four (March 2025 through February 2026) are set at $4,235 for an annual expense of $50,820. The monthly fee for contract services for Year Five (March 2026 through February 2027) are set at $4,658 for an annual expense of $56,220. These fees are budgeted in account 001-1000-411.33-11.

SECTION 3. The City Clerk shall certify the adoption of this resolution and shall cause a certified resolution to be filed in the book of original resolutions.

PASSED, APPROVED AND ADOPTED this 26th day of March 2024.

Alberto Sanchez, Mayor
City of Banning

ATTEST:

Caroline Patton, Administrative City Clerk
City of Banning

APPROVED AS TO FORM:

Serita R. Young, City Attorney
Richards, Watson & Gershon

CERTIFICATION:

I, Caroline Patton, Administrative City Clerk of the City of Banning, California, do hereby certify that the foregoing Resolution 2024-50, was duly adopted by the City Council of the City of Banning, California, at a regular meeting thereof held on the 26th day of March 2024 by the following vote, to wit:

AYES:

NOES:

ABSENT:

ABSTAIN:

Caroline Patton, Administrative City Clerk
City of Banning, California

EXHIBIT A

Amendment No. 3 to Agreement between Joe A. Gonsalves & Son and the City of Banning

AMENDMENT NO. 3 TO PROFESSIONAL SERVICES AGREEMENT (C00829) FOR SERVICES IN LEGISLATIVE ADVOCACY AND GOVERNMENTAL AFFAIRS BY AND BETWEEN CITY OF BANNING AND JOE A. GONSALVES & SON

THIS AMENDMENT NO. 3 TO THE PROFESSIONAL SERVICES AGREEMENT FOR DESIGN SERVICES ("Amendment No. 3") by and between the **CITY OF BANNING** ("City") and **JOE A. GONSALVES & SON** ("Advocate") is effective as of this day:_____.

RECITALS

A. City and Advocate entered into that certain Contract dated February 24, 2022 for the purpose of providing Legislative Advocacy and Government Affairs Services ("Agreement") as approved by City Council on February 8, 2022

B. City and Advocate have entered into an Amendment No. 1 to the Agreement dated February 28, 2023 to extend the Term of the Agreement to February 23, 2024 along with three one-year renewal options and increase the compensation to a monthly sum of Three Thousand Five Hundred Dollars ($3,500.00) as approved by City Council on February 28, 2023.

C. City and Consultant have entered into an Amendment No. 2 to the Agreement dated February 23, 2024 to extend the Term of the Agreement to April 30, 2024, increase the compensation to a monthly sum of Three Thousand Eight Hundred Fifty Dollars ($3,850.00).

D. City and Advocate now desire to amend the Agreement to the Term of the Agreement to February 28, 2027, and increase the compensation for the monthly sum on an annual basis..

The Parties therefore agree follows:

1. Amended Terms. The Agreement is hereby amended as follows:

<u>Compensation.</u> For the period of February 24, 2022, through February 23, 2023, CITY shall pay to ADVOCATE the monthly sum of $3,000 (THREE THOUSAND DOLLARS) payable in advance on the first day of each month. For the period of February 24, 2023, through February 23, 2024, CITY shall pay to ADVOCATE the monthly sum of $3,500 (THREE THOUSAND FIVE HUNDRED DOLLARS) payable in advance on the first day of each month. For the period of February 24, 2024, through February 28, 2025, CITY shall pay to ADVOCATE the monthly sum of $3,850 (THREE THOUSAND EIGHT HUNDRED FIFTY DOLLARS) payable in advance on the first day of each month. For the period of March 1, 2025, through February 28, 2026, CITY shall pay to ADVOCATE the monthly sum of $4,235 (FOUR THOUSAND TWO HUNDRED THIRTY-FIVE DOLLARS) payable in advance on the first day of

each month. For the period of March 1, 2026, through February 28, 2027, CITY shall pay to ADVOCATE the monthly sum of $4,658 (FOUR THOUSAND SIX HUNDRED FIFTY-EIGHT DOLLARS) payable in advance on the first day of each month. Should the City Manager exercise an extension option as provided for in Section 3 of this Agreement, the monthly compensation payable to ADVOCATE for such one-year extension shall not exceed ten percent (10%) of the monthly compensation amount for the previous term.

1.1 Effective Date and Term. The Term of the Agreement is hereby extended through February 28, 2027, unless sooner terminated or extended as provided in the Agreement.

2. Miscellaneous Provisions

2.1 Continued Effect of Agreement. Except as amended by this Amendment No. 3, all provisions of the Agreement, as amended by Amendment No. 1 shall remain unchanged and in full force and effect. From and after the date of this Amendment No. 3, whenever the term "Agreement" appears in the Agreement, it shall mean the Agreement, as amended by Amendment Nos. 1 through 3. In the event of a conflict between the provisions of this Amendment No. 3 and the provisions of the Agreement or Amendments No. 1 and No.2, the provisions of this Amendment No. 3 shall control.

2.2 Consideration for Amendment. The parties hereby agree that they have each received adequate and independent consideration for the modifications to the Agreement set forth in this Amendment No. 3.

2.3 Authority. The persons executing this Amendment No. 3 on behalf of the parties hereto warrant that (i) such party is duly organized and existing, (ii) they are duly authorized to execute and deliver this Amendment No. 3 on behalf of said party, (iii) by so executing this Amendment No. 3, such party is formally bound to the provisions of this Amendment No. 3, and (iv) entering into this Amendment No. 3 does not violate any provision of any other agreement to which said party is bound.

2.4 Counterparts. This Amendment No. 3 may be signed in any number of counterparts, each of which will be an original, but all of which together will constitute one instrument.

2.5 Electronic Signatures. Each Party may adopt as its signature an electronic identification consisting of a symbol or code that is affixed to or contained in each document transmitted by such Party ("electronic signature"). The Parties hereto herby agree that electronic signatures are acceptable, shall have the same force and effect under the law as original wet signatures, and shall be sufficient

to verify that the Parties have executed this Agreement and such other documents transmitted by the Parties.

[*SIGNATURE PAGE FOLLOWS*]

The Parties are signing this Amendment No. 3 on the date stated in the introductory clause.

CITY OF BANNING	ADVOCATE
_____	_____
Douglas Schulze, City Manager	NAME: TITLE:
City Council Approval: _____	_____ NAME: TITLE:

ATTEST:

_____
Caroline Patton
Administrative City Clerk

APPROVED AS TO FORM:
Richards, Watson & Gershon

_____
Serita R. Young
City Attorney

NOTE: PROOF OF AUTHORITY TO BIND CONTRACTING PARTY REQUIRED. APPROPRIATE ATTESTATIONS SHALL BE INCLUDED AS MAY BE REQUIRED BY THE BYLAWS, ARTICLES OF INCORPORATION, OR OTHER RULES OR REGULATIONS APPLICABLE TO ADVOCATE'S BUSINESS ENTITY.

DocuSign Envelope ID: BA75E215-16EE-49DF-9A68-0DC9FF2F1449

AGREEMENT

BETWEEN JOE A. GONSALVES & SON AND THE CITY OF BANNING

The CITY OF BANNING (hereinafter "CITY") wishes to engage the services of JOE A. GONSALVES & SON (hereinafter "ADVOCATE"), located at 925 L Street, Suite 250, Sacramento, California, to provide services in legislative advocacy and governmental affairs in matters affecting cities in the State of California.

The purpose of this Agreement is to state the terms and conditions under which ADVOCATE will provide services to CITY.

The terms and conditions are limited to the following:

1. ADVOCATE's Scope of Services. ADVOCATE agrees to assume and perform the following duties and responsibilities:

   a. ADVOCATE is designated and authorized by CITY to act as its official legislative advocate with the California State Legislature and all California State Agencies regarding issues affecting CITY.

   b. ADVOCATE shall review all legislative bills introduced in the California Legislature and shall inform CITY of all such legislation affecting CITY's interests. ADVOCATE shall forward weekly a copy of all such bills to the CITY.

   c. ADVOCATE shall assist CITY in identifying and obtaining state funding available for CITY programs and proposed capital projects.

   d. ADVOCATE shall provide a monthly written summary conducted on behalf of the CITY during the legislative session and at other times if significant activity warrants it.

   e. ADVOCATE shall arrange meetings with legislative representatives for CITY elected officials and staff when necessary.

   f. ADVOCATE shall initiate legislative proposals on behalf of the CITY.

   g. ADVOCATE shall attend and provide testimony on behalf of CITY in legislative hearings when warranted.

DocuSign Envelope ID: BA75E215-16EE-49DF-9A68-0DC9FF2F1449

2. CITY's Duties and Responsibilities:

   a. CITY shall analyze and review all legislative bills submitted to it by ADVOCATE and inform ADVOCATE, in writing, of its position on any and all such bills CITY wishes ADVOCATE to pursue.

   b. CITY shall, on a timely and continuing basis, apprise ADVOCATE of the specific issues and bills it wishes to have analyzed or pursued by ADVOCATE under this Agreement.

   c. CITY shall, on a timely basis, pay all bills and invoices submitted to it by ADVOCATE.

3. Effective Date and Term. This agreement shall become effective on the 1st day of and shall continue in full force and effect unless and until terminated by CITY and/or by ADVOCATE.

4. Compensation. CITY shall pay to ADVOCATE the monthly sum of $3,000 (THREE THOUSAND DOLLARS) payable in advance on the first day of each month.

5. Costs and Expenses. CITY shall reimburse ADVOCATE for any travel and/or other expenses directly related to any request by CITY for ADVOCATE to participate in any meetings or activities outside of Sacramento.

6. Attorney's Fees and Costs. If any legal action is necessary to enforce or interpret the terms of this Agreement, the prevailing party shall be entitled to reasonable attorney's fees, costs, and necessary disbursements in addition to any other relief to which such party may be entitled.

7. Indemnification. ADVOCATE agrees to indemnify and hold harmless CITY, its officers, agents and employees from any and all claims and losses accruing or resulting in connection with the performance of this Agreement, and from any and all claims and losses accruing or resulting to any person, firm or corporation who may be injured or damaged by ADVOCATE's performance of this Agreement as a result of the sole negligence of ADVOCATE and totally without fault to the CITY, its officers, agents or employees.

8. Governing Law. This Agreement shall be governed by the laws of the State of California.

9. Entire Agreement/Severability. This Agreement has 3 (THREE) pages. It constitutes the entire Agreement between parties regarding its subject matter. If any provision of this Agreement is held by any court to be invalid, void, or unenforceable, the remaining provisions shall nevertheless continue in full force and effect.

DocuSign Envelope ID: BA75E215-16EE-49DF-9A68-0DC9FF2F1449

10. Notice of Termination.

a. Notice of termination under this Agreement by ADVOCATE shall be given to CITY by certified mail to the following address:

Doug Schulze
City Manager
99 East Ramsey Street
Banning, CA 92220

b. Notice of termination under this Agreement by CITY shall be given at the following address:

Joe A. Gonsalves & Son
925 L Street, Suite 250
Sacramento, CA 95814.

11. Amendments. The Agreement may be modified or amended only by a written document executed by both ADVOCATE and CITY.

IN WITNESS WHEREOF, the parties hereto have caused this Agreement to be executed as follows:

JOE A. GONSALVES & SON

DATED: 2/24/2022 BY DocuSigned by: Jason Gonsalves 87D6D8A725B9443...
Jason Gonsalves
Partner/Legislative Advocate

THE CITY OF BANNING

DATED: 2/24/2022 BY DocuSigned by: Doug Schulze 0AD14BA217CE497...
Douglas Schulze
City Manager

DocuSign Envelope ID: D4934587-F2ED-46B7-AA4C-616F8F415F3A

AMENDMENT NO. 1 TO AGREEMENT FOR SERVICES IN LEGISLATIVE ADVOCACY AND GOVERNMENTAL AFFAIRS BY AND BETWEEN CITY OF BANNING AND JOE A. GONSALVES & SON

THIS AMENDMENT NO. 1 TO THE AGREEMENT ("Amendment No. 1") by and between the **CITY OF BANNING** ("City") and **JOE A. GONSALVES & SON** ("Advocate") is effective as of this day: February 28, 2023.

RECITALS

A. City and Advocate entered into that certain Agreement dated February 24, 2022 ("Agreement") whereby Advocate agreed to provide services in legislative advocacy and governmental affairs in matters affecting cities in the State of California.

B. On February 28, 2023, the City Council authorized the City Manager to approve an amendment to the Agreement to (1) extend the Agreement for an additional one-year term through February 24, 2024, with an option to renew the Agreement for three (3) additional one-year terms, and (2) modify the compensation amount.

TERMS

1. **Contract Changes**. The Agreement is amended as provided herein.

(a) Section 3 ("Effective Date and Term") of the Agreement is amended to read as follows:

Effective Date and Term. This Agreement shall become effective on February 24, 2022, and shall continue in full force and effect until February 23, 2024, unless terminated sooner in accordance with Section 10 of this Agreement. The City may exercise three (3) extension options by which it may extend the term of this Agreement for a cumulative extension period of three (3) years at its sole discretion. Each extension option shall be for a one-year extension. To exercise an extension option, the City Manager shall deliver written notice to ADVOCATE no less than thirty (30) calendar days prior to the scheduled expiration date. The extension options shall be exercised sequentially and shall be at the conditions set forth in this Agreement and at the not-to-exceed compensation set forth in Section 4 of this Agreement. Nothing in this Agreement requires the City Manager to extend this Agreement or to enter into negotiations regarding the extension of this Agreement.

(b) Section 4 ("Compensation") of the Agreement is hereby amended to read as follows:

Compensation. For the period of February 24, 2022, through February 23, 2023, CITY shall pay to ADVOCATE the monthly sum of $3,000 (THREE THOUSAND DOLLARS) payable in advance on the first day of each month. For the period of February 24, 2023, through February 23, 2024, CITY shall pay to ADVOCATE the monthly sum of $3,500 (THREE THOUSAND FIVE HUNDRED DOLLARS)

DocuSign Envelope ID: D4934587-F2ED-46B7-AA4C-616F8F415F3A

payable in advance on the first day of each month. Should the City Manager exercise an extension option as provided for in Section 3 of this Agreement, the monthly compensation payable to ADVOCATE for such one-year extension shall not exceed ten percent (10%) of the monthly compensation amount for the previous term.

2. **Continuing Effect of Agreement**. Except as amended by this Amendment No. 1, all provisions of the Agreement shall remain unchanged and in full force and effect. From and after the date of this Amendment No. 1, whenever the term "Agreement" appears in the Agreement, it shall mean the Agreement, as amended by this Amendment No. 1 to the Professional Services Agreement.

3. **Affirmation of Agreement; Warranty Re Absence of Defaults**. City and Advocate each ratify and reaffirm each and every one of the respective rights and obligations arising under the Agreement. Each party represents and warrants to the other that there have been no written or oral modifications to the Agreement other than as provided herein. Each party represents and warrants to the other that the Agreement is currently an effective, valid and binding obligation.

Advocate represents and warrants to City that, as of the date of this Amendment No. 1, City is not in default of any material term of the Agreement and that there have been no events that, with the passing of time or the giving of notice, or both, would constitute a material default under the Agreement.

City represents and warrants to Advocate that, as of the date of this Amendment No. 1, Advocate is not in default of any material term of the Agreement and that there have been no events that, with the passing of time or the giving of notice, or both, would constitute a material default under the Agreement.

4. **Adequate Consideration**. The parties hereto irrevocably stipulate and agree that they have each received adequate and independent consideration for the performance of the obligations they have undertaken pursuant to this Amendment No. 1.

5. **Authority**. The persons executing this Amendment No. 1 on behalf of the parties hereto warrant that (i) such party is duly organized and existing, (ii) they are duly authorized to execute and deliver this Amendment No. 1 on behalf of said party, (iii) by so executing this Amendment No. 1, such party is formally bound to the provisions of this Agreement, and (iv) the entering into this Amendment No. 1 does not violate any provision of any other Agreement to which said party is bound.

6. **Electronic Signatures**. Each Party may adopt an electronic identification consisting of a symbol or code that is affixed to or contained in each document transmitted by such Party ("electronic signature"). The Parties hereto herby agree that electronic signatures are acceptable, shall have the same force and effect under the law as original wet signatures, and shall be sufficient to verify that the Parties have executed this Agreement and such other documents transmitted by the Parties.

IN WITNESS WHEREOF the Parties hereto have executed this Amendment No. 1 to the Agreement the day and year first hereinabove written.

CITY OF BANNING

DocuSigned by:
0AB14BA217CE497...
3/28/2023

Douglas Schulze, Date
City Manager

ATTEST:

DocuSigned by:
72C57B438CA24C7...
3/28/2023

Caroline Patton Date
Deputy City Clerk

APPROVED AS TO FORM:
Richards, Watson & Gershon

DocuSigned by:
F3821C827AF84EF...
3/28/2023

Serita R. Young Date
City Attorney

ADVOCATE

DocuSigned by:
87D6D8A725B9443...
3/28/2023

NAME: Jason Gonsalves Date
TITLE: Partner/Legislative Advocate

NAME: Date
TITLE:

94-2703465
Tax ID No.

Address:
Jason Gonsalves
925 L Street Suite 250
Sacramento, CA 95814

City Council Approval: 2/28/23

NOTE: PROOF OF AUTHORITY TO BIND CONTRACTING PARTY REQUIRED. APPROPRIATE ATTESTATIONS SHALL BE INCLUDED AS MAY BE REQUIRED BY THE BYLAWS, ARTICLES OF INCORPORATION, OR OTHER RULES OR REGULATIONS APPLICABLE TO ADVOCATE'S BUSINESS ENTITY.

DocuSign Envelope ID: 4D3A1D20-E923-4DEB-87FA-1C7D7B0E4185

AMENDMENT NO. 2 TO PROFESSIONAL SERVICES AGREEMENT (C00829) FOR SERVICES IN LEGISLATIVE ADVOCACY AND GOVERNMENTAL AFFAIRS BY AND BETWEEN CITY OF BANNING AND JOE A. GONSALVES & SON

THIS AMENDMENT NO. 2 TO THE PROFESSIONAL SERVICES AGREEMENT FOR DESIGN SERVICES ("Amendment No. 2") by and between the **CITY OF BANNING** ("City") and **JOE A. GONSALVES & SON** ("Advocate") is effective as of this day February 23, 2024.

RECITALS

A. City and Advocate entered into that certain Contract dated February 24, 2022 for the purpose of providing Legislative Advocacy and Government Affairs Services ("Agreement") as approved by City Council on February 8, 2022

B. City and Advocate have entered into an Amendment No. 1 to the Agreement dated February 28, 2023 to extend the Term of the Agreement to February 23, 2024 along with three one-year renewal options and increase the compensation to a monthly sum of Three Thousand Five Hundred Dollars ($3,500.00) as approved by City Council on February 28, 2023.

C. City and Advocate now desire to amend the Agreement to extend the Term of the Agreement to April 30, 2024, and increase the compensation to a monthly sum of Three Thousand Eight Hundred Fifty Dollars ($3,850.00).

The Parties therefore agree follows:

1. Amended Terms. The Agreement is hereby amended as follows:

Compensation. For the period of February 24, 2022, through February 23, 2023, CITY shall pay to ADVOCATE the monthly sum of $3,000 (THREE THOUSAND DOLLARS) payable in advance on the first day of each month. For the period of February 24, 2023, through February 23, 2024, CITY shall pay to ADVOCATE the monthly sum of $3,500 (THREE THOUSAND FIVE HUNDRED DOLLARS) payable in advance on the first day of each month. For the period of February 24, 2024, through April 30, 2024, CITY shall pay to ADVOCATE the monthly sum of $3,850 (THREE THOUSAND EIGHT HUNDRED FIFTY DOLLARS) payable in advance on the first day of each month. Should the City Manager exercise an extension option as provided for in Section 3 of this Agreement, the monthly compensation payable to

DocuSign Envelope ID: 4D3A1D20-E923-4DEB-87FA-1C7D7B0E4185

ADVOCATE for such one-year extension shall not exceed ten percent (10%) of the monthly compensation amount for the previous term.

1.1 Effective Date and Term. The Term of the Agreement is hereby extended through April 30, 2024, unless sooner terminated or extended as provided in the Agreement.

2. Miscellaneous Provisions

2.1 Continued Effect of Agreement. Except as amended by this Amendment No. 2, all provisions of the Agreement, as amended by Amendment No. 1 shall remain unchanged and in full force and effect. From and after the date of this Amendment No. 2, whenever the term "Agreement" appears in the Agreement, it shall mean the Agreement, as amended by Amendment Nos. 1 through 2. In the event of a conflict between the provisions of this Amendment No. 2 and the provisions of the Agreement or Amendments No. 1, the provisions of this Amendment No. 2 shall control.

2.2 Consideration for Amendment. The parties hereby agree that they have each received adequate and independent consideration for the modifications to the Agreement set forth in this Amendment No. 2.

2.3 Authority. The persons executing this Amendment No. 2 on behalf of the parties hereto warrant that (i) such party is duly organized and existing, (ii) they are duly authorized to execute and deliver this Amendment No. 2 on behalf of said party, (iii) by so executing this Amendment No. 2, such party is formally bound to the provisions of this Amendment No. 2, and (iv) entering into this Amendment No. 2 does not violate any provision of any other agreement to which said party is bound.

2.4 Counterparts. This Amendment No. 2 may be signed in any number of counterparts, each of which will be an original, but all of which together will constitute one instrument.

2.5 Electronic Signatures. Each Party may adopt as its signature an electronic identification consisting of a symbol or code that is affixed to or contained in each document transmitted by such Party ("electronic signature"). The Parties hereto herby agree that electronic signatures are acceptable, shall have the same force and effect under the law as original wet signatures, and shall be sufficient to verify that the Parties have executed this Agreement and such other documents transmitted by the Parties.

[*SIGNATURE PAGE FOLLOWS*]

DocuSign Envelope ID: 4D3A1D20-E923-4DEB-87FA-1C7D7B0E4185

The Parties are signing this Amendment No. 2 on the date stated in the introductory clause.

CITY OF BANNING

Douglas Schulze,
City Manager

City Council Approval: N/A

ATTEST:

Caroline Patton
Administrative City Clerk

ADVOCATE

Jason Gonsalves

NAME: Jason Gonsalves
TITLE: Corporate Secretary/Advocate

NAME:
TITLE:

NOTE: PROOF OF AUTHORITY TO BIND CONTRACTING PARTY REQUIRED. APPROPRIATE ATTESTATIONS SHALL BE INCLUDED AS MAY BE REQUIRED BY THE BYLAWS, ARTICLES OF INCORPORATION, OR OTHER RULES OR REGULATIONS APPLICABLE TO ADVOCATE'S BUSINESS ENTITY.

■ REPORT OF LOBBYIST EMPLOYER

(Government Code Section 86116)

or

☐ REPORT OF LOBBYING COALITION

(2 Cal. Code of Regs. Section 18616.4)

FORM 635
1993

IMPORTANT: Lobbying Coalitions must attach a completed Form 635-C to this Report.

REPORT COVERS PERIOD FROM 1/1/2023 THROUGH 3/31/2023

CUMULATIVE PERIOD BEGINNING 1/1/2023

FOR OFFICIAL USE ONLY

A

B

TYPE OR PRINT IN INK

For information required to be provided to you pursuant to the Information Practices Act of 1977, see Information Manual on Lobbying Disclosure Provisions of the Political Reform Act.

NAME OF FILER:
BANNING; CITY OF

BUSINESS ADDRESS: (Number and Street)	(City)	(State)	(Zip Code)	TELEPHONE NUMBER:
99 EAST RAMSEY STREET	BANNING	CA	92220	(951) 922-3105

PART I - LEGISLATIVE OR STATE AGENCY ADMINISTRATIVE ACTIONS ACTIVELY LOBBIED DURING THE PERIOD
(See instructions on reverse.)

AB 1035 SB 423, 747

☐ If more space is needed, check box and attach continuation sheets.

SUMMARY OF PAYMENTS THIS PERIOD

A. Total Payments to In-House Employee Lobbyists (Part III, Section A, Column 1)	$0.00
B. Total Payments to Lobbying Firms (Part III, Section B, Column 4)	$6,000.00
C. Total Activity Expenses (Part III, Section C)	$0.00
D. Total Other Payments to Influence (Part III, Section D)	$0.00
GRAND TOTAL (A + B + C + D above)	$6,000.00
E. Total Payments in Connection with PUC Activities (Part III, Section E)	$0.00

F. Campaign Contributions: ☐ Part IV completed and attached ■ No campaign contributions made this period

VERIFICATION

I have used all reasonable diligence in preparing this Report. I have reviewed the Report and to the best of my knowledge the information contained herein and in the attached schedules is true and complete.
I certify under penalty of perjury under the laws of the State of California that the foregoing is true and correct.

Executed on (Date)	At (City and State)	By (Signature of Employer or Responsible Officer)
4/12/2023	Banning, CA	

Name of Employer or Responsible Officer (Type or Print)	Title
Douglas Schulze	City Manager

2803340-0

UNOFFICIAL DOCUMENT

NAME OF FILER: BANNING; CITY OF PERIOD COVERED: 1/1/2023 - 3/31/2023

PART II - PARTNERS, OWNERS, AND EMPLOYEES WHOSE "LOBBYIST REPORTS" (FORM 615) ARE ATTACHED TO THIS REPORT (See instructions on reverse.)

Name and Title	Name and Title

☐ If more space is needed, check box and attach continuation sheets.

PART III - PAYMENTS MADE IN CONNECTION WITH LOBBYING ACTIVITIES

A. PAYMENTS TO IN-HOUSE EMPLOYEE LOBBYISTS (See instructions on reverse. Also enter the Amount This Period (Column 1) on Line A of the Summary of Payments section on page 1.)	(1) Amount This Period	(2) Cumulative Total To Date
	$0.00	$0.00

B. PAYMENTS TO LOBBYING FIRMS (Including Individual Contract Lobbyist)

Name and Address of Lobbying Firm/Independent Contractor	(1) Fees & Retainers	(2) Reimbursements of Expenses	(3) Advances or Other Payments (attach explanation)	(4) Total This Period	(5) Cumulative Total to Date
Joe A. Gonsalves & Son 925 L Street, Suite 250 SACRAMENTO, CA 95814	$6,000.00	$0.00	$0.00	$6,000.00	$6,000.00

☐ If more space is needed, check box and attach continuation sheets

TOTAL THIS PERIOD (Column 4)
Also enter the total of Column 4 on Line B of the Summary of Payments section on page 1. $6,000.00

ONLINE

NAME OF FILER: BANNING; CITY OF PERIOD COVERED: 1/1/2023 - 3/31/2023

C. ACTIVITY EXPENSES (See instructions on reverse.)?

Date?	Name and Address of Payee?	Name and Official Position of Reportable Persons and Amount Benefiting Each		Description of Consideration	Total Amount of Activity

☐ If more space is needed, check box and attach continuation sheets.

TOTAL SECTION C (Activity Expenses) Also enter the total of Section C on Line C of the Summary of Payments section on page 1. $0.00

D. OTHER PAYMENTS TO INFLUENCE LEGISLATIVE OR ADMINISTRATIVE ACTION

☐ NOTE: State and local government agencies do not complete this section. Check box and complete Attachment Form 640 instead.

1. PAYMENTS TO LOBBYING COALITIONS (NOTE: You must attach a completed Form 630 to this Report.) $0.00
2. OTHER PAYMENTS? $0.00

TOTAL SECTION D (1 + 2) Also enter the total of Section D on Line D of the Summary of Payments section on page 1. $0.00

E. PAYMENTS IN CONNECTION WITH ADMINISTRATIVE TESTIMONY IN RATEMAKING PROCEEDINGS BEFORE THE CALIFORNIA PUBLIC UTILITIES COMMISSION Also, enter the total of Section E on Line E of the? Summary of Payments section on page 1. (See instructions on reverse.) $0.00

FILED ONLINE

NAME OF FILER: BANNING; CITY OF PERIOD COVERED: 1/1/2023 - 3/31/2023

PART IV -- CAMPAIGN CONTRIBUTIONS MADE (Monetary and non-monetary campaign contributions of $100 or more made to or on behalf of state candidates, elected state officers and any of their controlled committees, or committees supporting such candidates or officers must be reported in A or B below.)

A. If the contributions made by you during the period covered by this report, or by a committee you sponsor, are contained in a campaign disclosure statement which is on file with the Secretary of State, report the name of the committee and its identification number, if any, below.

Name of Major Donor or Recipient Committee Which Has Filed A Campaign Disclosure Statement: _____

Identification Number if Recipient Committee: _____

B. Contributions of $100 or more which have not been reported on a campaign disclosure statement, including contributions made by an organization's sponsored committee, must be itemized below.

Date	Name of Recipient	I.D. Number if Committee	Amount

☐ If more space is needed, check box and attach continuation sheets.?

NOTE: Disclosure in this report does not relieve a filer of any obligation to file the campaign disclosure statements required by Gov. Code Section 84200, et seq.

FILED ONLINE

■ REPORT OF LOBBYIST EMPLOYER

(Government Code Section 86116)

or

☐ REPORT OF LOBBYING COALITION

(2 Cal. Code of Regs. Section 18616.4)

FORM 635
1993

IMPORTANT: Lobbying Coalitions must attach a completed Form 635-C to this Report.

REPORT COVERS PERIOD FROM 4/1/2023 THROUGH 6/30/2023

CUMULATIVE PERIOD BEGINNING 1/1/2023

FOR OFFICIAL USE ONLY

A

B

TYPE OR PRINT IN INK

For information required to be provided to you pursuant to the Information Practices Act of 1977, see Information Manual on Lobbying Disclosure Provisions of the Political Reform Act.

NAME OF FILER:
BANNING; CITY OF

BUSINESS ADDRESS: (Number and Street)	(City)	(State)	(Zip Code)	TELEPHONE NUMBER:
99 EAST RAMSEY STREET	BANNING	CA	92220	(951) 922-3105

PART I - LEGISLATIVE OR STATE AGENCY ADMINISTRATIVE ACTIONS ACTIVELY LOBBIED DURING THE PERIOD
(See instructions on reverse.)

AB 1035 SB 4, 101, 423, 602

☐ If more space is needed, check box and attach continuation sheets.

SUMMARY OF PAYMENTS THIS PERIOD

A. Total Payments to In-House Employee Lobbyists (Part III, Section A, Column 1)	$0.00
B. Total Payments to Lobbying Firms (Part III, Section B, Column 4)	$14,000.00
C. Total Activity Expenses (Part III, Section C)	$0.00
D. Total Other Payments to Influence (Part III, Section D)	$0.00
GRAND TOTAL (A + B + C + D above)	$14,000.00
E. Total Payments in Connection with PUC Activities (Part III, Section E)	$0.00

F. Campaign Contributions: ☐ Part IV completed and attached ■ No campaign contributions made this period

VERIFICATION

I have used all reasonable diligence in preparing this Report. I have reviewed the Report and to the best of my knowledge the information contained herein and in the attached schedules is true and complete.
I certify under penalty of perjury under the laws of the State of California that the foregoing is true and correct.

Executed on (Date)	At (City and State)	By (Signature of Employer or Responsible Officer)
7/26/2023	Banning, CA	

Name of Employer or Responsible Officer (Type or Print)	Title
Douglas Schulze	City Manager

UNOFFICIAL DOCUMENT

NAME OF FILER: BANNING; CITY OF PERIOD COVERED: 4/1/2023 - 6/30/2023

PART II - PARTNERS, OWNERS, AND EMPLOYEES WHOSE "LOBBYIST REPORTS" (FORM 615) ARE ATTACHED TO THIS REPORT (See instructions on reverse.)

Name and Title	Name and Title

☐ If more space is needed, check box and attach continuation sheets.

PART III - PAYMENTS MADE IN CONNECTION WITH LOBBYING ACTIVITIES

A. PAYMENTS TO IN-HOUSE EMPLOYEE LOBBYISTS (See instructions on reverse. Also enter the Amount This Period (Column 1) on Line A of the Summary of Payments section on page 1.)	(1) Amount This Period	(2) Cumulative Total To Date
	$0.00	$0.00

B. PAYMENTS TO LOBBYING FIRMS (Including Individual Contract Lobbyist)

Name and Address of Lobbying Firm/Independent Contractor	(1) Fees & Retainers	(2) Reimbursements of Expenses	(3) Advances or Other Payments (attach explanation)	(4) Total This Period	(5) Cumulative Total to Date
Joe A. Gonsalves & Son 925 L Street, Suite 250 SACRAMENTO, CA 95814	$14,000.00	$0.00	$0.00	$14,000.00	$20,000.00
☐ If more space is needed, check box and attach continuation sheets		TOTAL THIS PERIOD (Column 4) Also enter the total of Column 4 on Line B of the Summary of Payments section on page 1.		$14,000.00	

ONLINE

NAME OF FILER: BANNING; CITY OF PERIOD COVERED: 4/1/2023 - 6/30/2023

C. ACTIVITY EXPENSES (See instructions on reverse.)?

Date?	Name and Address of Payee?	Name and Official Position of Reportable Persons and Amount Benefiting Each		Description of Consideration	Total Amount of Activity

☐ If more space is needed, check box and attach continuation sheets.

TOTAL SECTION C (Activity Expenses) Also enter the total of Section C on Line C of the Summary of Payments section on page 1. $0.00

D. OTHER PAYMENTS TO INFLUENCE LEGISLATIVE OR ADMINISTRATIVE ACTION

☐ NOTE: State and local government agencies do not complete this section. Check box and complete Attachment Form 640 instead.

1. PAYMENTS TO LOBBYING COALITIONS (NOTE: You must attach a completed Form 630 to this Report.) $0.00
2. OTHER PAYMENTS? $0.00

TOTAL SECTION D (1 + 2) Also enter the total of Section D on Line D of the Summary of Payments section on page 1. $0.00

E. PAYMENTS IN CONNECTION WITH ADMINISTRATIVE TESTIMONY IN RATEMAKING PROCEEDINGS BEFORE THE CALIFORNIA PUBLIC UTILITIES COMMISSION Also, enter the total of Section E on Line E of the? Summary of Payments section on page 1. (See instructions on reverse.) $0.00

FILED ONLINE

NAME OF FILER: BANNING; CITY OF PERIOD COVERED: 4/1/2023 - 6/30/2023

PART IV -- CAMPAIGN CONTRIBUTIONS MADE (Monetary and non-monetary campaign contributions of $100 or more made to or on behalf of state candidates, elected state officers and any of their controlled committees, or committees supporting such candidates or officers must be reported in A or B below.)

A. If the contributions made by you during the period covered by this report, or by a committee you sponsor, are contained in a campaign disclosure statement which is on file with the Secretary of State, report the name of the committee and its identification number, if any, below.

Name of Major Donor or Recipient Committee Which Has Filed A Campaign Disclosure Statement: _____

Identification Number if Recipient Committee: _____

B. Contributions of $100 or more which have not been reported on a campaign disclosure statement, including contributions made by an organization's sponsored committee, must be itemized below.

Date	Name of Recipient	I.D. Number if Committee	Amount

☐ If more space is needed, check box and attach continuation sheets.?

NOTE: Disclosure in this report does not relieve a filer of any obligation to file the campaign disclosure statements required by Gov. Code Section 84200, et seq.

FILED ONLINE

■ REPORT OF LOBBYIST EMPLOYER

(Government Code Section 86116)

or

☐ REPORT OF LOBBYING COALITION

(2 Cal. Code of Regs. Section 18616.4)

FORM 635
1993

IMPORTANT: Lobbying Coalitions must attach a completed Form 635-C to this Report.

REPORT COVERS PERIOD FROM 7/1/2023 THROUGH 9/30/2023

CUMULATIVE PERIOD BEGINNING 1/1/2023

FOR OFFICIAL USE ONLY

A

B

TYPE OR PRINT IN INK

For information required to be provided to you pursuant to the Information Practices Act of 1977, see Information Manual on Lobbying Disclosure Provisions of the Political Reform Act.

NAME OF FILER:
BANNING; CITY OF

BUSINESS ADDRESS: (Number and Street)	(City)	(State)	(Zip Code)	TELEPHONE NUMBER:
99 EAST RAMSEY STREET	BANNING	CA	92220	(951) 922-3105

PART I - LEGISLATIVE OR STATE AGENCY ADMINISTRATIVE ACTIONS ACTIVELY LOBBIED DURING THE PERIOD
(See instructions on reverse.)

AB 480, 1594, ACA 13 SB 101, 103, 423, 602, 747

☐ If more space is needed, check box and attach continuation sheets.

SUMMARY OF PAYMENTS THIS PERIOD

A. Total Payments to In-House Employee Lobbyists (Part III, Section A, Column 1)	$0.00
B. Total Payments to Lobbying Firms (Part III, Section B, Column 4)	$7,000.00
C. Total Activity Expenses (Part III, Section C)	$0.00
D. Total Other Payments to Influence (Part III, Section D)	$0.00
GRAND TOTAL (A + B + C + D above)	$7,000.00
E. Total Payments in Connection with PUC Activities (Part III, Section E)	$0.00

F. Campaign Contributions: ☐ Part IV completed and attached ■ No campaign contributions made this period

VERIFICATION

I have used all reasonable diligence in preparing this Report. I have reviewed the Report and to the best of my knowledge the information contained herein and in the attached schedules is true and complete.
I certify under penalty of perjury under the laws of the State of California that the foregoing is true and correct.

Executed on (Date)	At (City and State)	By (Signature of Employer or Responsible Officer)
10/25/2023	Banning, CA	

Name of Employer or Responsible Officer (Type or Print)	Title
Douglas Schulze	City Manager

UNOFFICIAL DOCUMENT

NAME OF FILER: BANNING; CITY OF PERIOD COVERED: 7/1/2023 - 9/30/2023

PART II - PARTNERS, OWNERS, AND EMPLOYEES WHOSE "LOBBYIST REPORTS" (FORM 615) ARE ATTACHED TO THIS REPORT (See instructions on reverse.)

Name and Title	Name and Title

☐ If more space is needed, check box and attach continuation sheets.

PART III - PAYMENTS MADE IN CONNECTION WITH LOBBYING ACTIVITIES

A. PAYMENTS TO IN-HOUSE EMPLOYEE LOBBYISTS
(See instructions on reverse. Also enter the Amount This Period (Column 1) on Line A of the Summary of Payments section on page 1.)

(1) Amount This Period	(2) Cumulative Total To Date
$0.00	$0.00

B. PAYMENTS TO LOBBYING FIRMS (Including Individual Contract Lobbyist)

Name and Address of Lobbying Firm/Independent Contractor	(1) Fees & Retainers	(2) Reimbursements of Expenses	(3) Advances or Other Payments (attach explanation)	(4) Total This Period	(5) Cumulative Total to Date
Joe A. Gonsalves & Son 925 L Street, Suite 250 SACRAMENTO, CA 95814	$7,000.00	$0.00	$0.00	$7,000.00	$27,000.00

☐ If more space is needed, check box and attach continuation sheets

TOTAL THIS PERIOD (Column 4)
Also enter the total of Column 4 on Line B of the Summary of Payments section on page 1.

$7,000.00

ONLINE

NAME OF FILER: BANNING; CITY OF PERIOD COVERED: 7/1/2023 - 9/30/2023

C. ACTIVITY EXPENSES (See instructions on reverse.)?

Date?	Name and Address of Payee?	Name and Official Position of Reportable Persons and Amount Benefiting Each		Description of Consideration	Total Amount of Activity

☐ If more space is needed, check box and attach continuation sheets.

TOTAL SECTION C (Activity Expenses) Also enter the total of Section C on Line C of the Summary of Payments section on page 1. $0.00

D. OTHER PAYMENTS TO INFLUENCE LEGISLATIVE OR ADMINISTRATIVE ACTION

☐ NOTE: State and local government agencies do not complete this section. Check box and complete Attachment Form 640 instead.

1. PAYMENTS TO LOBBYING COALITIONS (NOTE: You must attach a completed Form 630 to this Report.) $0.00
2. OTHER PAYMENTS? $0.00

TOTAL SECTION D (1 + 2) Also enter the total of Section D on Line D of the Summary of Payments section on page 1. $0.00

E. PAYMENTS IN CONNECTION WITH ADMINISTRATIVE TESTIMONY IN RATEMAKING PROCEEDINGS BEFORE THE CALIFORNIA PUBLIC UTILITIES COMMISSION Also, enter the total of Section E on Line E of the? Summary of Payments section on page 1. (See instructions on reverse.) $0.00

FILED ONLINE

NAME OF FILER: BANNING; CITY OF PERIOD COVERED: 7/1/2023 - 9/30/2023

PART IV -- CAMPAIGN CONTRIBUTIONS MADE (Monetary and non-monetary campaign contributions of $100 or more made to or on behalf of state candidates, elected state officers and any of their controlled committees, or committees supporting such candidates or officers must be reported in A or B below.)

A. If the contributions made by you during the period covered by this report, or by a committee you sponsor, are contained in a campaign disclosure statement which is on file with the Secretary of State, report the name of the committee and its identification number, if any, below.

Name of Major Donor or Recipient Committee Which Has Filed A Campaign Disclosure Statement: _____

Identification Number if Recipient Committee: _____

B. Contributions of $100 or more which have not been reported on a campaign disclosure statement, including contributions made by an organization's sponsored committee, must be itemized below.

Date	Name of Recipient	I.D. Number if Committee	Amount

☐ If more space is needed, check box and attach continuation sheets.?

NOTE: Disclosure in this report does not relieve a filer of any obligation to file the campaign disclosure statements required by Gov. Code Section 84200, et seq.

FILED ONLINE

■ REPORT OF LOBBYIST EMPLOYER

(Government Code Section 86116)

or

☐ REPORT OF LOBBYING COALITION

(2 Cal. Code of Regs. Section 18616.4)

FORM 635
1993

IMPORTANT: Lobbying Coalitions must attach a completed Form 635-C to this Report.

REPORT COVERS PERIOD FROM 10/1/2023 THROUGH 12/31/2023

CUMULATIVE PERIOD BEGINNING 1/1/2023

FOR OFFICIAL USE ONLY

A

B

TYPE OR PRINT IN INK

For information required to be provided to you pursuant to the Information Practices Act of 1977, see Information Manual on Lobbying Disclosure Provisions of the Political Reform Act.

NAME OF FILER:
BANNING; CITY OF

BUSINESS ADDRESS: (Number and Street)	(City)	(State)	(Zip Code)	TELEPHONE NUMBER:
99 EAST RAMSEY STREET	BANNING	CA	92220	(951) 922-3105

PART I - LEGISLATIVE OR STATE AGENCY ADMINISTRATIVE ACTIONS ACTIVELY LOBBIED DURING THE PERIOD
(See instructions on reverse.)

AB 1594 ACA 13 SB 602

☐ If more space is needed, check box and attach continuation sheets.

SUMMARY OF PAYMENTS THIS PERIOD

A. Total Payments to In-House Employee Lobbyists (Part III, Section A, Column 1)	$0.00
B. Total Payments to Lobbying Firms (Part III, Section B, Column 4)	$7,000.00
C. Total Activity Expenses (Part III, Section C)	$0.00
D. Total Other Payments to Influence (Part III, Section D)	$0.00
GRAND TOTAL (A + B + C + D above)	$7,000.00
E. Total Payments in Connection with PUC Activities (Part III, Section E)	$0.00

F. Campaign Contributions: ☐ Part IV completed and attached ■ No campaign contributions made this period

VERIFICATION

I have used all reasonable diligence in preparing this Report. I have reviewed the Report and to the best of my knowledge the information contained herein and in the attached schedules is true and complete.
I certify under penalty of perjury under the laws of the State of California that the foregoing is true and correct.

Executed on (Date)	At (City and State)	By (Signature of Employer or Responsible Officer)
1/25/2024	Banning, CA	

Name of Employer or Responsible Officer (Type or Print)	Title
Douglas Schulze	City Manager

UNOFFICIAL DOCUMENT

NAME OF FILER: BANNING; CITY OF PERIOD COVERED: 10/1/2023 - 12/31/2023

PART II - PARTNERS, OWNERS, AND EMPLOYEES WHOSE "LOBBYIST REPORTS" (FORM 615) ARE ATTACHED TO THIS REPORT (See instructions on reverse.)

Name and Title	Name and Title

☐ If more space is needed, check box and attach continuation sheets.

PART III - PAYMENTS MADE IN CONNECTION WITH LOBBYING ACTIVITIES

A. PAYMENTS TO IN-HOUSE EMPLOYEE LOBBYISTS
(See instructions on reverse. Also enter the Amount This Period (Column 1) on Line A of the Summary of Payments section on page 1.)

(1) Amount This Period	(2) Cumulative Total To Date
$0.00	$0.00

B. PAYMENTS TO LOBBYING FIRMS (Including Individual Contract Lobbyist)

Name and Address of Lobbying Firm/Independent Contractor	(1) Fees & Retainers	(2) Reimbursements of Expenses	(3) Advances or Other Payments (attach explanation)	(4) Total This Period	(5) Cumulative Total to Date
Joe A. Gonsalves & Son 925 L Street, Suite 250 SACRAMENTO, CA 95814	$7,000.00	$0.00	$0.00	$7,000.00	$34,000.00
☐ If more space is needed, check box and attach continuation sheets		TOTAL THIS PERIOD (Column 4) Also enter the total of Column 4 on Line B of the Summary of Payments section on page 1.		$7,000.00	

NAME OF FILER: BANNING; CITY OF PERIOD COVERED: 10/1/2023 - 12/31/2023

C. ACTIVITY EXPENSES (See instructions on reverse.)?

Date?	Name and Address of Payee?	Name and Official Position of Reportable Persons and Amount Benefiting Each		Description of Consideration	Total Amount of Activity

☐ If more space is needed, check box and attach continuation sheets.

TOTAL SECTION C (Activity Expenses) Also enter the total of Section C on Line C of the Summary of Payments section on page 1. $0.00

D. OTHER PAYMENTS TO INFLUENCE LEGISLATIVE OR ADMINISTRATIVE ACTION

☐ NOTE: State and local government agencies do not complete this section. Check box and complete Attachment Form 640 instead.

1. PAYMENTS TO LOBBYING COALITIONS (NOTE: You must attach a completed Form 630 to this Report.) $0.00
2. OTHER PAYMENTS? $0.00

TOTAL SECTION D (1 + 2) Also enter the total of Section D on Line D of the Summary of Payments section on page 1. $0.00

E. PAYMENTS IN CONNECTION WITH ADMINISTRATIVE TESTIMONY IN RATEMAKING PROCEEDINGS BEFORE THE CALIFORNIA PUBLIC UTILITIES COMMISSION Also, enter the total of Section E on Line E of the? Summary of Payments section on page 1. (See instructions on reverse.) $0.00

FILED ONLINE

NAME OF FILER: BANNING; CITY OF PERIOD COVERED: 10/1/2023 - 12/31/2023

PART IV -- CAMPAIGN CONTRIBUTIONS MADE (Monetary and non-monetary campaign contributions of $100 or more made to or on behalf of state candidates, elected state officers and any of their controlled committees, or committees supporting such candidates or officers must be reported in A or B below.)

A. If the contributions made by you during the period covered by this report, or by a committee you sponsor, are contained in a campaign disclosure statement which is on file with the Secretary of State, report the name of the committee and its identification number, if any, below.

Name of Major Donor or Recipient Committee Which Has Filed A Campaign Disclosure Statement: _____

Identification Number if Recipient Committee: _____

B. Contributions of $100 or more which have not been reported on a campaign disclosure statement, including contributions made by an organization's sponsored committee, must be itemized below.

Date	Name of Recipient	I.D. Number if Committee	Amount

☐ If more space is needed, check box and attach continuation sheets.?

NOTE: Disclosure in this report does not relieve a filer of any obligation to file the campaign disclosure statements required by Gov. Code Section 84200, et seq.

FILED ONLINE

CITY OF BANNING
STAFF REPORT

TO:	**CITY COUNCIL**
FROM:	**Douglas Schulze, City Manager**
PREPARED BY:	**Ann Marie Loconte, Associate Engineer** **Art Vela, Director of Public Works**
MEETING DATE:	**March 26, 2024**
SUBJECT:	**Consideration of Resolution 2024-51, Declaring the Intention to Levy and Collect Assessments for Fiscal Year 2024/2025, Approving the Engineer's Report and Setting the Date for the Public Hearing for Landscape Maintenance District No. 1**

RECOMMENDATION:

Adopt Resolution 2024-51.

BACKGROUND:

LMD No. 1 in the City of Banning was established through the adoption of Resolution 1990-59 on August 14, 1990 (9 tracts), with another, Tract No. 22913, being annexed into the District in 1992. An additional five tracts and three tentative tracts were annexed into LMD No. 1 (Annexation No. 1) when the City Council approved Resolution 2005-36 on May 10, 2005. Annexation No. 2, adding Tract No. 32370, occurred on November 14, 2023 when the City Council approved Resolution No. 2023-177. There are currently eleven (11) Zones and 1,034 assessment units (i.e. properties) in LMD No. 1. A map displaying the District and its' Zones is shown as Attachment 2. On February 13, 2024 the City Council approved Resolution No. 2024-21, initiating proceedings for the fiscal year update of LMD No.1.

LMD No. 1 provides a mechanism for the operation and maintenance of landscape medians and parkways, perimeter strips, landscaped hillsides with high visibility, side slopes adjacent to sidewalks and retention basins annexed into it. LMD No. 1 funds expenses (e.g. utility costs, landscape maintenance contractor, etc.) by revenues collected from the special benefit assessments paid for by each property owner within LMD No. 1. The District, by special benefit assessments, provides funding for the operation and maintenance of certain landscape areas within the City of Banning, all of which were constructed as part of private development projects and all of which are located in the public right-of-way. The 1972 Act requires that assessments are to be levied according to benefit rather than according to assessed value.

Adoption of this Resolution 2024-51 will accomplish three goals for the fiscal year update and renewal of LMD No. 1. First, it provides the resolution of intention to levy and collect assessments; second, it permits the City Council to review and approve the Annual Engineer's Report; and third, it sets the date and time for a public hearing. Subsequent to the approval of this Resolution, the City Council will be requested to confirm the assessments for Fiscal Year 2024/2025.

The Engineer's Report, which provides background on the proposed Assessments, is on file with the City Clerk and is shown as Attachment 3. Upon approval of this resolution, the public hearing will be held at the regularly scheduled City Council meeting on May 14, 2024, at 5:00 p.m., as shown in the attached schedule, Attachment 4. A detailed list of tracts in LMD No. 1 and their respective assessments is

shown as Attachment 5.

For Fiscal Year 2024/2025, the Engineer's Report does reflect a Consumer Price Index (CPI) percentage increase of 2.88% on the assessments over the last fiscal year applied only to those tracts annexed into LMD No.1 (currently six built tracts) in 2005 and 2023 (currently under construction), at which time, those property owners authorized the CPI adjustment.

The annual assessments may be increased without further notice or public hearing by a percentage equal to the increase in the CPI for all Urban Consumers in the Riverside-San Bernardino-Ontario, CA area, published by the United States Department of Labor, Bureau of Labor Statistics during the preceding calendar year, provided however, that any such increase shall not exceed five percent (5%) per fiscal year.

Due to the revenue shortfall and the lack of funding for replacement projects, the Public Works Department prepared a Request for Proposals in December of 2018 with the intention to hire a consultant with expertise in the Proposition (Prop) 218 process and assessment districts to determine the proper zones and assessment amounts for each tract and the basis of assessments; assist in holding a Prop 218 balloting proceeding and public hearing; determine the estimated budget for the next 20 years; prepare necessary reports; and perform community outreach. In essence, a complete overhaul of LMD No. 1 was to be explored, including the potential restructuring of the Zones and assessments.

A professional services contract was awarded to Webb Municipal Finance, LLC at the April 9, 2019 City Council meeting. They analyzed the existing LMD No. 1 structure, prepared a financial analysis, and determined the proper zones and assessment amounts for each tract in order to assure the LMD No.1 is operated with a balanced budget. On January 14, 2020, the City Council approved the Financial Analysis, Redevelopment, and Proposition 218 Report ("Financial Report") prepared by Webb Municipal Finance, LLC. The consultant prepared a detailed analysis and budget for all the existing tracts within LMD No. 1 and recommended that it be rezoned in a manner that allows each tract to pay only for benefits that it is receiving. Thus, ten (10) new Zones were developed to better reflect each tract's unique expenses and revenues and benefits bestowed to its' property owners residing within the Zone, as shown in Attachment 2, the LMD No.1 map. Zone No. 11 was annexed into the LMD No. 1 on November 14, 2023, and is comprised of Tract No. 32370, known as Canterbury.

Additionally, the Financial Report analyzed the LMD No. 1 budget and recommended changes including some increases to the Assessment Units to ensure revenues were sufficient to support the rising expenditures. A Prop 218 hearing was recommended in the Financial Report to change the Assessments needed to balance the budget. Webb Municipal Finance, LLC prepared a "Proposition 218" Engineer's Report that presented the new escalated Assessment Unit rates for each Zone reflected on the Proposition 218 notice and ballot for each Zone. A Prop 218 public hearing was held on December 8, 2020 with the results tabulated showing a "No" vote for each of the ten Zones. Thus, the Assessment Unit rate remained unchanged, equal to the rate in the Annual Engineer's Report recommended to be approved as part of this resolution, with no increases despite rising costs. The exception are Zones six through ten whose tracts were annexed into LMD No.1 in 2005, at which time, those property owners authorized the annual CPI adjustment.

Since the Prop 218 public hearing held on December 8, 2020, certain operational adjustments (i.e. maintenance contract scope reduction and reduction in watering) have been made to reduce costs.

The Annual Engineer's Report requested to be approved as part of Resolution 2024-51 lists the Assessment Unit (AU) rates and costs to be levied to the property owners within LMD No. 1 for FY 2024/2025.

JUSTIFICATION:

The City Council approved the formation of Landscape Maintenance District (LMD) No. 1 by adopting

Resolution No. 1990-59 on August 14, 1990. The adoption of this Resolution will enable the assessments to be collected from the property owners located within LMD No. 1 to provide for the funding required to maintain landscape areas located within the public right-of-way directly benefiting said property owners.

FISCAL IMPACT:

Based on the proposed assessments in the Engineer's Report, the estimated revenues for Fiscal Year 2024/2025 for LMD No. 1 will be approximately $159,169.91, with the 2.88% CPI increase applied to the existing tracts annexed into LMD No. 1 in 2005 and 2023, respectively: Tracts 28252, 30793, 31833, 31834, 31835 and 30906, Zones six through ten and Tract 32370, Zone 11 of Annexation No. 2. If approved, the annual assessment for a single-family dwelling in Zones six through ten would increase from the current rate of $252.63 to $259.91 and in Zone 11, from $392.64 to $403.95.

The estimated expenses for FY 24/25 are $155,028.11 (based on FY 2023/2024 actual costs), a surplus of approximately $4,141.80 for the overall District.

Attachment 6 identifies funding reserve balances in each zone. Many of the zones (Zones 1,3,4, and 5) do not have sufficient reserves to cover the projected expenses in future years; therefore, a further reduction in maintenance services is imminent to reduce costs.

ALTERNATIVES:

1. Adopt Resolution 2024-51 with modifications.
2. Do not approve Resolution 2024-51 and provide alternative direction to staff. Without approval of Resolution 2024-51, the City will not be able to collect assessment revenues to cover maintenance costs of LMD No.1.

ATTACHMENTS:

1. Resolution 2024-51, LMD No. 1 Intention to Levy.doc
2. LMD No. 1 Map.pdf
3. LMD No. 1 Engineer's Report FY 2024 2025 .pdf
4. Tentative Schedule for Updating LMD No. 1.doc
5. LMD No. 1 Tracts, Zones and Assessments for FY 24-25.docx
6. Zone Funding.docx

RESOLUTION 2024-51

A RESOLUTION OF THE CITY COUNCIL OF THE CITY OF BANNING, CALIFORNIA, DECLARING ITS INTENTION TO LEVY AND COLLECT ASSESSMENTS WITHIN THE CITY OF BANNING LANDSCAPE MAINTENANCE DISTRICT NO. 1 FOR FISCAL YEAR 2024-25, APPROVING THE ENGINEER'S REPORT FOR FISCAL YEAR 2024-25 AND APPOINTING A TIME AND PLACE FOR HEARING PROTESTS

WHEREAS, on August 14, 1990, the City Council of the City of Banning ("City Council") adopted Resolution 1990-59, authorizing the formation of Landscape Maintenance District No. 1 ("LMD No. 1" or the "District"); and

WHEREAS, on May 10, 2005, the City Council adopted Resolution 2005-36, ordering the annexation of an additional five tracts and three tentative tracts to the City's LMD No. 1 ("Annexation No. 1 Tracts"); and

WHEREAS, on November 14, 2023, the City Council adopted Resolution 2023-177, ordering the annexation of Tract No. 32370, known as Canterbury, to the City's LMD No. 1 ("Annexation No. 2 Tract"); and

WHEREAS, on February 13, 2024, the City Council adopted Resolution 2024-21, initiating proceedings for the levy of an assessment for fiscal year 2024-25 in connection with LMD No. 1 pursuant to the "Landscaping and Lighting Act of 1972," Part 2 (commencing with Section 22500) of Division 15 of the California Streets and Highways Code (the "Act"), for the operation, maintenance and servicing of landscape medians, parkways, perimeter strips and slopes adjacent to sidewalks, flood detention or retention basins, and the irrigation of the above facilities and all appurtenant facilities related thereto; and

WHEREAS, by Resolution 2024-21 the City Council also ordered the City Engineer to prepare and file a written Report with the City Clerk in accordance with Article 4 (commencing with Section 22565) of Chapter 1 of Part 2 of Division 15 of the Act; and

WHEREAS, the Deputy Director of Public Works/City Engineer has prepared and filed with the City Clerk, and the City Clerk has presented to the City Council, a report dated March, 2024 that is titled "Engineer's Report for FY 2024-25 City of Banning Landscape Maintenance District No. 1" (the "Report"); and

WHEREAS, it is essential that the City Council adopt this Resolution, so that the City may assess and collect assessments from the property owners located within LMD No. 1; and

WHEREAS, the City Council hereby finds that funding for LMD No. 1 is available through a special assessment of property owners located within the District.

NOW, THEREFORE, BE IT RESOLVED by the City Council of the City of Banning as follows:

SECTION 1. The City Council has carefully examined and reviewed the Report, and the Report is approved as filed and considered final.

SECTION 2. The City Council hereby (1) finds that the public interest and convenience requires and (2) declares its intention to order, the levy and collection of assessments against

the lots and parcels of property within LMD No. 1 pursuant to the provisions of the Act for Fiscal Year 2024-25, commencing July 1, 2024, and ending June 30, 2025, to pay for the costs and expenses of the improvements described below in Section 3. The boundaries of the District are located in the City of Banning, County of Riverside, and are shown on Exhibit "A" to this Resolution and on the District Location Map in Section 4 of the Report.

SECTION 3. The existing improvements are briefly described as follows: landscaped street medians and parkways, landscaped perimeter strips and backup walls, landscaped side slopes adjacent to sidewalks, landscaped hillsides with high visibility, landscaped flood detention or retention basins, open spaces, and equestrian trails, drainage channel bordering Tract 23446, and the irrigation of the above facilities and all appurtenant facilities related thereto.

SECTION 4. The assessments to be levied and collected against the assessable lots and parcels of property within Tracts 21882, 22810, 22811, 22913, 23446, 23598, 29721, 30186, 30222, and 32109 within the District for fiscal year 2024-25 are not proposed to increase from the assessments levied and collected for fiscal year 2023-24. The assessments to be levied and collected against the assessable lots and parcels of property within the Annexation No. 1 Tracts (Tracts 28252, 30793, 30906, 31833, 31834, and 31835) and Annexation No. 2 Tract 32370 are proposed to increase by a 2.88% Consumer Price Index ("CPI") increase from the assessments levied and collected against the assessable lots and parcels of property within the Annexation No. 1 and No. 2 Tracts for fiscal year 2023-24, as authorized by the property owners' assessable lots and parcels of property within the Annexation No. 1 and No. 2 Tracts at the time of annexation into LMD No. 1 in 2005 and 2023, respectively.

SECTION 5. Reference is made to a map on file in the offices of the City Clerk and the City Engineer, attached as Exhibit "A," and open for public inspection for a description of the exterior boundaries of the District and the improvements described in Section 3. Reference is further made to the Report on file in the office of the City Clerk, for a full and detailed description of the improvements, the boundaries of the District and any zones therein, and the proposed assessments upon assessable lots and parcels of land within the District.

SECTION 6. NOTICE IS HEREBY GIVEN THAT THE CITY COUNCIL APPOINTS TUESDAY, THE 14TH DAY OF MAY, 2024, AT THE HOUR OF 5:00 P.M., IN THE COUNCIL CHAMBERS AT CITY HALL, CITY OF BANNING, 99 E RAMSEY STREET, BANNING, CALIFORNIA 92220, AS THE TIME AND PLACE FOR THE HEARING OF PROTESTS OR OBJECTIONS TO THE LEVY OF THE PROPOSED ASSESSMENTS IN CONNECTION WITH THE DISTRICT. All interested persons shall be afforded the opportunity to hear and be heard. Any interested person may file a written protest with the City Clerk prior to the conclusion of the hearing. A written protest shall state all grounds of objection. A protest by a property owner shall contain a description sufficient to identify the property owned by the signer. The City Council shall consider all oral statements and all written protests made or filed by any interested person.

SECTION 7. The Administrative City Clerk shall give notice of the time and place of said public hearing by publishing this Resolution once in a local newspaper notice not less than ten (10) days before the date of the hearing in accordance with the provisions of Streets and Highways Code Sections 22552 and 22553 and Government Code Section 6061.

SECTION 8. The Administrative City Clerk shall certify the adoption of this resolution and shall cause a certified resolution to be filed in the book of original resolutions.

PASSED, APPROVED AND ADOPTED this 26th day of March 2024.

Alberto Sanchez, Mayor
City of Banning

ATTEST:

Caroline Patton, Administrative City Clerk
City of Banning

APPROVED AS TO FORM:

Serita R. Young, City Attorney
Richards, Watson & Gershon

CERTIFICATION:

I, Caroline Patton, Administrative City Clerk of the City of Banning, California, do hereby certify that the foregoing Resolution 2024-51, was duly adopted by the City Council of the City of Banning, California, at a regular meeting thereof held on the 26th day of March 2024 by the following vote, to wit:

AYES:

NOES:

ABSENT:

ABSTAIN:

Caroline Patton, Administrative City Clerk
City of Banning, California

EXHIBIT A

Landscape Maintenance District No. 1 Map with Zones

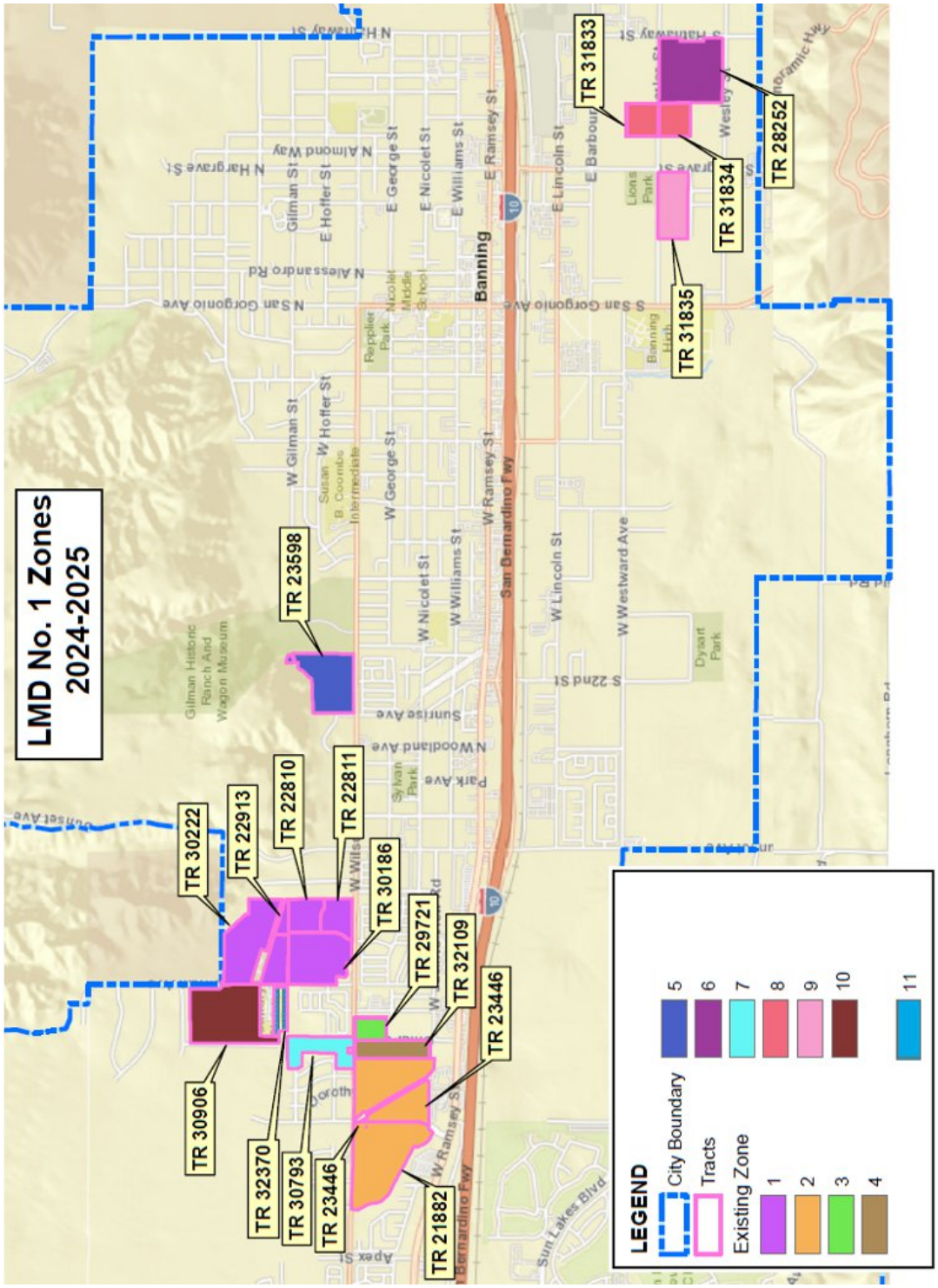

LMD No. 1 Zones 2024-2025

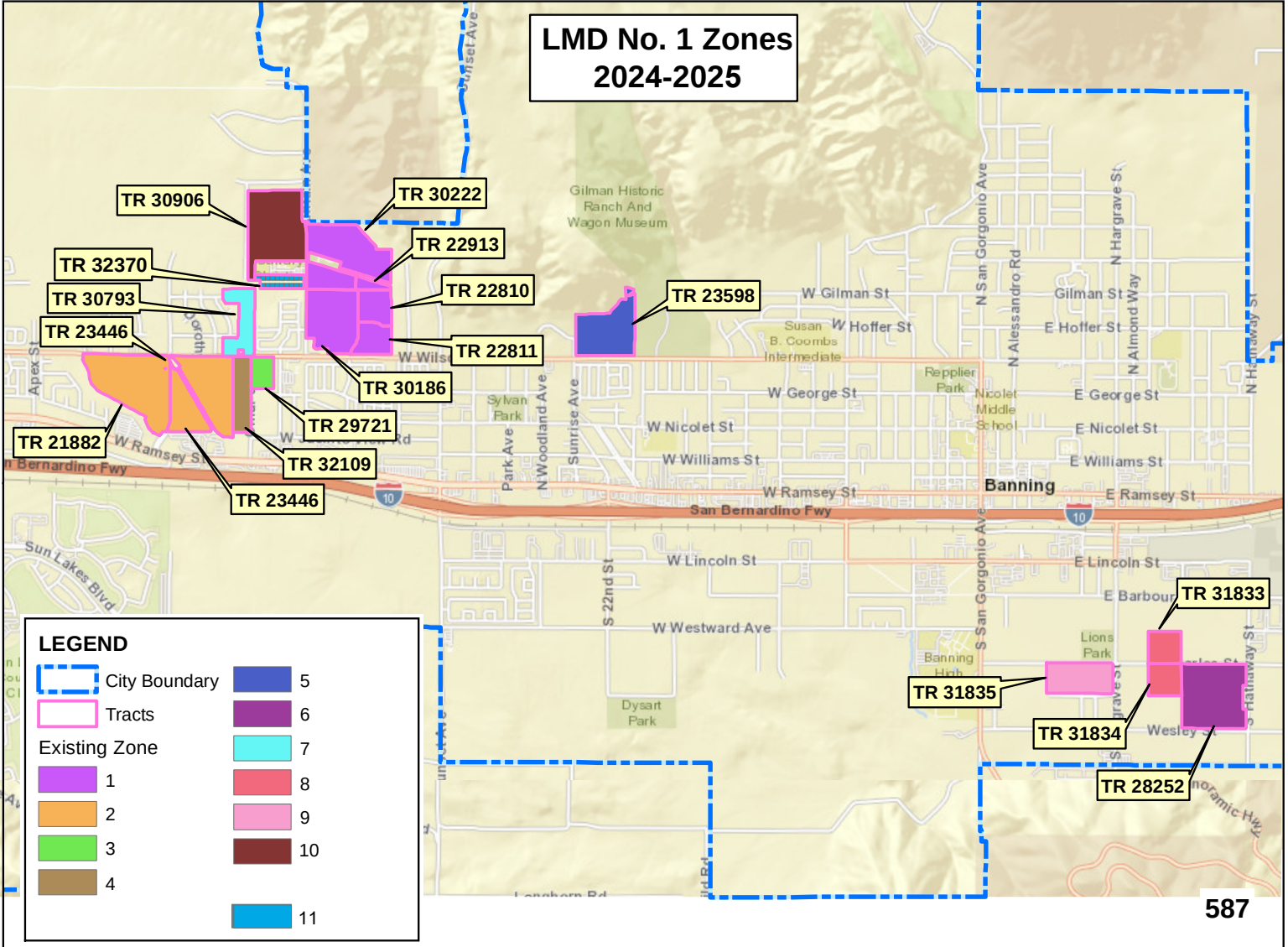

Engineer's Report for FY 2024-25

City of Banning

Landscape Maintenance District No. 1

March, 2024

Prepared by: Public Works Department,
City of Banning
99 E. Ramsey Street
Banning, CA 92220

Table of Contents

Engineer's Report ____ i

Sections

Section i. Engineer's Statement ____ i
Section 1. Plans and Specifications ____ 1
Section 2. Method of Apportionment ____ 4
Section 3. Estimate of Costs ____ 8
Section 4. District Diagrams ____ 12
Section 5. Assessment Roll ____ 13

Tables

Table 3-1. FY 2024-25 Budget ____ 8
Table 3-2. FY 2024-25 Assessment Rates ____ 11

Diagrams

Diagram 4-1. Official Boundary Map ____ 12

Appendix

Appendix A. Assessment Roll ____ A

AGENCY: CITY OF BANNING

PROJECT: ENGINEER'S REPORT

DISTRICT: LANDSCAPE MAINTENANCE DISTRICT NO. 1

TO: CITY COUNCIL OF CITY OF BANNING
STATE OF CALIFORNIA

REPORT PURSUANT TO "LANDSCAPING AND LIGHTING ACT OF 1972"

Pursuant to the order of the City Council of the City of Banning, this report is prepared in compliance with the requirements of Article 4, Chapter 1, Landscaping and Lighting Act of 1972, Part 2 of Division 15 of the Streets and Highways Code of the State of California.

This report presents the engineering analysis for the 2024/2025 Fiscal Year renewal of the district known as:

LANDSCAPE MAINTENANCE DISTRICT NO. 1

CITY OF BANNING

(Hereinafter referred to as "District")

This District, by special benefit assessments, provides funding for the servicing and maintenance of certain landscaped areas within the City of Banning, all of which are located in public right-of-ways in the City of Banning.

Section 22573, Landscaping and Lighting Act of 1972, requires assessments to be levied according to benefit rather than according to assessed value. The section states:

> "The net amount to be assessed upon lands within as assessment district may be apportioned by any formula or method which fairly distributes the net amount among all assessable lots or parcels in proportion to the estimated benefits to be received by each such lot or parcel from the improvements.
>
> The determination of whether or not a lot or parcel will benefit from the improvements shall be made pursuant to the Improvement Act of 1911 (Division 7 commencing with Section 5000 of the Streets and Highways Code, State of California)."

The 1972 Act also provides for the classification of various areas within an assessment district into difference zones where;

> "by reason of variations in the nature, location and extent of the improvements, the various areas will receive differing degrees of benefit from the improvements. A zone shall consist of all territory which will receive substantially the same degree of benefit from the improvements." An assessment district may consist of contiguous or noncontiguous areas.
>
> As the assessments are levied on the basis of benefit, they are considered a user's fee, not a tax and therefore, are not governed by Article XIIIA of the California Constitution.

Properties owned by public agencies, such as a City, County, State or the Federal Government, are not assessable without the approval of the particular agency and, normally, are not assessed.

PROPOSITION 218

On November 5, 1996, the California electorate approved Proposition 218, the "Right to Vote on Taxes Act." Proposition 218 adds articles XIIIC and XIIID to the California Constitution and makes numerous changes to local government finance law. Proposition 218 provides in relevant part:

> No …assessment … shall be assessed by any agency upon any parcel of property… as an incident of property ownership except:

(1) The ad valorem property tax…
(2) Any special tax receiving a two-thirds vote..

There are exceptions to this provision. Article XIIID, Section 5, Subsection (b) provides:
Any assessment imposed pursuant to a petition signed by the persons owning all of the parcels subject to the assessment at the time the assessment is initially imposed. Subsequent increases in such assessments shall be subject to the procedures and approval process set forth in Section 4.

SECTION 1 **PLANS AND SPECIFICATIONS:** Provides a description of the appurtenant Zones within the District and the overall nature and extent of the improvements and services provided. The proposed increased assessments as outlined in this Report are based on the local landscaping improvements and appurtenant facilities that provide a special benefit to the properties within these Zones and operational expenses authorized pursuant to the Landscape and Lighting Act of 1972.

SECTION 2 **METHOD OF APPORTIONMENT:** Provides a discussion of the general and special benefits associated with the overall local landscaping improvements provided within the District (Proposition 218 Benefit Analysis). This Section also outlines the method of calculating each property's proportional special benefit necessary to calculate the property's annual assessment. This method of apportionment is consistent with the previously adopted method of apportionment for the District, which was approved by the property owners in a protest ballot proceeding conducted when the original Zones were formed.

SECTION 3 **ESTIMATE OF IMPROVEMENT COSTS:** The budget identifies an estimate of anticipated annual expenses to service, maintain, and operate existing landscape improvements within each Zone for FY 2024-25 including, but not limited to, servicing of those improvements and related facilities, utility costs, administration costs and related incidental expenses authorized by the 1972 Act. The budget also identifies the maximum and proposed assessment rates for each Zone of the District.

SECTION 4 **DISTRICT DIAGRAMS:** Showing the boundaries of the Zones within the District and the parcels determined to receive special benefit from the various Zone improvements. These diagrams also provide a visual depiction of the location of the landscaped areas being maintained. Parcel identification, the lines and dimensions of each lot, parcel and subdivision of land within the Zones are shown on the Riverside County Assessor's Parcel Maps and shall include any subsequent lot

line adjustments or parcel changes therein. Reference is hereby made to the Riverside County Assessor's Parcel Maps for a detailed description of the lines and dimensions of each lot and parcel of land within the Zones.

SECTION 5 **ASSESSMENT ROLL:** A listing of the proposed assessment amount for each parcel within the District. The proposed assessment amount for each parcel is based on the parcel's calculated proportional special benefit as outlined in the method of apportionment and proposed assessment rates established in the District Budget. These assessment amounts represent the assessments proposed to be levied and collected on the Riverside County Tax Rolls for FY 2024-25.

i. Engineer's Statement

I, Nathan Smith, a Professional Civil Engineer, acting on behalf of the City of Banning (the "City"), pursuant to the Landscaping and Lighting Act of 1972 (California Streets and Highways Code Section 22500 et seq.) (the "1972 Act"), do hereby submit the following:

Pursuant to Article XIII D, Section 4 of the California Constitution, presenting plans and specifications describing the general nature, location and extent of the improvements to be maintained, an estimate of the costs of the maintenance, operations, and servicing of the improvements for the referenced fiscal year, an assessment of the estimated costs of the maintenance, operations and servicing the improvements, assessing the net amount upon all assessable lots and/or parcels within each Zone in proportion to the special benefit received thereby setting the proposed increased assessments;

Reference is hereby made to the Riverside County Assessor's Parcel Maps for a detailed description of the lines and dimensions of parcels within the District. The undersigned respectfully submits the enclosed Report as directed by the City Council of the City of Banning (the "City Council").

Executed this_____day of_____2024.

Nathan Smith, P.E.
Professional Civil Engineer No. 74754
Deputy Director of Public Works/City Engineer
City of Banning, State of California

Final approval, confirmation and levy of the annual assessments and all matters in the Engineer's Report were made on the_____day of_____2024, by adoption of Resolution No. _____ by the City Council of the City of Banning.

Caroline Patton, Administrative City Clerk
City of Banning, State of California

A copy of the Preliminary Assessment Roll and Engineer's Annual Levy Report were filed in the Office of the City Clerk on the_____day of_____2024.

Caroline Patton, Administrative City Clerk
City of Banning, State of California

DESCRIPTION OF THE DISTRICT

The territory within this District consists of all lots and parcels of land that receive special benefit from the landscape improvements maintained and funded by the District assessments. The boundary of the District is completely within the City limits and is shown on the District Location Map in Section 4. Each parcel within the District is assigned to a Zone that funds landscape maintenance services that specially benefit that parcel. The District is comprised of property within the following Tracts.

1. Tract 21882
2. Tract 22810
3. Tract 22811
4. Tract 22913
5. Tract 23446
6. Tract 23598
7. Tract 28252 (Annexation No. 1)
8. Tract 29721
9. Tract 30186
10. Tract 30222
11. Tract 30793 (Annexation No. 1)
12. Tract 30906 (Annexation No. 1)
13. Tract 31833 (Annexation No. 1)
14. Tract 31834 (Annexation No. 1)
15. Tract 31835 (Annexation No. 1)
16. Tract 32109
17. Tract 32370 (Annexation No. 2)

The Tracts indicated above have been included in the District as a condition of tract approval. All parcels of Real Property included within the District are described in detail on maps on file in the Riverside County Assessor's Office and in the Office of the City Engineer.

ZONE DESCRIPTION AND IMPROVEMENTS

The boundaries of each Zone within the District are based on the improvements being maintained through the District assessments and the relationship and/or proximity of the developments and properties that derive special benefit from those specific improvements. The location, extent and types of improvements or similar types of improvements identified within each Zone and the various parcels and developments that created the need for such improvements were utilized in establishing the boundaries of these Zones and proportional special benefit cost allocations. Because most Zone improvements are the result of, and associated with, a particular development or group of developments, the perimeter boundaries of the Zones are typically defined by the perimeter streets of that Zone. The following is a brief description and summary of the landscaped areas associated with each Zone.

Zone 1 – Tract Nos. 22810, 22811, 22913, 30186 and 30222:
Comprised of residential properties generally located on the northeast corner of W. Wilson Street and Mountain Avenue. The total landscaping area being maintained is approximately 306,986 square feet, fronting West Wilson Street and Mountain Avenue, it includes a retention basin and Richard Sanchez Park and trail.

Zone 2 – Tract Nos. 21882 and 23446:
Comprised of residential properties generally located south of W. Wilson Steet and west of Omar Street. The total landscaping area being maintained is approximately 92,301 square feet fronting W. Wilson Street and Highland Home Road including the median on Highland Home Road.

Zone 3 – Tract No. 29721:
Comprised of residential properties generally located on the southeast corner of W. Wilson Street and Omar Street. The total landscaping area being maintained is approximately 11,652 square feet fronting the tract on W. Wilson Street and Omar Street. Also being maintained is the slope area south of Western Sunset Avenue.

Zone 4 – Tract No. 32109:
Comprised of residential properties generally located on the southwest corner of W. Wilson Street and Omar Street. The total landscaping area being maintained is approximately 18,014 square feet fronting the tract on W. Wilson Street as well as the interior landscaping on Alder Court.

Zone 5 – Tract No. 23598:
Comprised of residential properties generally located on the northeast corner of W. Wilson Street and Eclipse Drive. The total landscaping area being maintained is approximately 29,860 square feet fronting the tract on W. Wilson Street and Eclipse Drive. Also maintained is the landscaping on the interior street, Moon Beam Drive.

Zone 6 – Tract No. 28252:
Comprised of residential properties generally located on the southwest corner of Charles Street and Hathaway Street. The total landscaping area being maintained is approximately 37,260 square feet fronting the tract on S. Hathaway Street and includes a retention basin.

Zone 7 – Tract No. 30793:
Comprised of residential properties generally located north of W. Wilson Street and west of Mountain Avenue. The total landscaping area being maintained is approximately 14,392 square feet fronting the tract on W. Wilson Street and Omar Street and includes open space on the interior street, Foothill Drive.

Zone 8 – Tract Nos. 31834 and 31833:
Comprised of residential properties generally located north of Wesley Street and east of Hargrave Street. The total landscape area being maintained is approximately 19,478 square feet fronting both tracts on Charles Street.

Zone 9 – Tract No. 31835:
Comprised of residential properties generally located on the southwest corner of Charles Street and Hargrave Street. The total landscape area being maintained is 51,469 square feet surrounding the tract on Charles Street, S. Hargrave Street, and E. Victory Avenue.

Zone 10 – Tract No. 30906:
Comprised of residential properties generally located north of Cedar Lane and west of Mountain Avenue. The total landscape area being maintained is 146,307 square feet fronting the tract on Mountain Avenue and both sides of Oak Lane from Mountain Avenue to Bilberry Lane. Also being maintained is a shared retention basin with Zone 11.

Zone 11 – Tract No. 32370:
Comprised of residential properties generally located north and south of Cedar Lane and west of Mountain Avenue. The total landscape area being maintained is 4,731 square feet fronting the tract on Mountain Avenue. Also being maintained is a shared retention basin with Zone 10.

DISTRICT FACILITIES AND IMPROVEMENTS

The landscape improvements and facilities being serviced and maintained within the District are as follows:

1. Landscaped street medians and parkways
2. Landscaped perimeter strips and backup walls
3. Landscaped hillsides with high visibility
4. Landscaped side slopes adjacent to sidewalks
5. Landscaped flood detention or retention basins, open spaces, and equestrian trails
6. Drainage channel bordering Tract 23446
7. Irrigation of improvements applicable to the items listed above.

Servicing includes the furnishing of water for the irrigation of any landscaping, the operation of any fountains, and the maintenance of any other improvements.

Maintenance means the furnishing of services and materials for the ordinary and usual maintenance, operation and servicing of any improvement, including:

1. The repair, redesign, removal, or replacement of all or any part of any landscape improvement
2. Providing for the life, growth, health, and beauty of landscaping, including cultivation, irrigation, trimming, spraying, fertilizing, and treating for disease or injury
3. The removal of trimmings, rubbish, debris, and other solid waste.

PROPOSITION 218 COMPLIANCE

On November 5, 1996, California voters approved Proposition 218, entitled "Right to Vote on Taxes Act," which added Article XIIID to the California Constitution. While its title refers only to taxes, Proposition 218 establishes new procedural requirements for the formation and administration of assessment districts. Proposition 218 also requires that with certain specified exceptions, which are described below, all existing assessment districts must be ratified by the property owners within the District using the new procedures.

Some of these exceptions include:

1. Any assessments imposed exclusively to finance the capital cost or maintenance and operation expenses for streets.

2. Any assessments levied pursuant to a petition signed by the persons owning all of the parcels subject to the assessment at the time the assessment was initially imposed.

However, even if assessments are initially exempt from Proposition 218, if the assessments are increased in the future, the City will need to comply with the provisions of Proposition 218 for that portion of the increased assessment formula (e.g., increase in the Consumer Price Index).

Proposition 218 does not define the term "streets," however, based on the opinions of the public agency officials, attorneys, assessment engineers, and Senate Bill 919, it has been determined that streets include all public improvements located within the street rights-of-way. This would include median and parkway landscaping, traffic signals, safety lighting, and street lighting.

Proposition 218 defines "assessment" as "any levy or charge upon real property by an agency for a special benefit conferred upon the real property." Cal. Const., art. XIIID, §2(b). A special assessment, sometimes called a "benefit assessment," is a charge generally levied upon parcels of real property to pay for benefits the parcels receive from local improvements. Special assessments are levied according to statutory authority granted by the Legislature or, in some instances, local charters. Distinguishing among taxes, fees, and assessments can be difficult and often depends on the context in which the distinction is made. For example, taxes, assessments, and property-related fees all may be imposed on property. The key feature that distinguishes an assessment from a tax, fee, or charge is the existence of a special benefit to real property. Without identifying a special benefit, there can be no assessment.

DISTINGUISHING GENERAL AND SPECIAL BENEFIT

Proposition 218 added a set of procedures and requirements, which a local government must follow to levy an assessment. In addition to notice, hearing, and assessment ballot proceedings, Proposition 218 provides that "only special benefits are assessable" and requires a local government to "separate the general benefits from the special benefits conferred on a parcel."

By its nature, most public improvements financed through an assessment district contain an element of public benefit. The test is: does there exist, with relation to the improvement, a special benefit to the property assessed? The law requires that portion of the cost of the improvement, which benefits the public generally to be separated from that portion of the cost of the improvement, which specially benefits assessed properties. Proposition 218 provides the following definition of "special benefit":

> "Special benefit" means a particular and distinct benefit over and above general benefits conferred on real property located in the district or to the public at large. General enhancement of property value does not constitute "special benefit".

General Benefit

In reviewing the location and extent of the specific landscaped areas and improvements to be funded by the District's Zone assessments and the proximity and relationship to properties to be assessed, it is evident these improvements are local improvements that were installed for the specific benefit of the various tracts and zones within the District. The maintenance of these improvements provides a direct and particular benefit to those properties (i.e. a "special benefit") and provides no specific general benefit.

Richard Sanchez Park and trail, a neighborhood park built as part of the development of Tract Nos. 22810, 22811, 22913, 30186 and 30222, is located within the boundaries of Zone 1. In order to determine if the park provides a general benefit, the park acreage to population ratio was calculated and compared to the standard provided in the City of Banning's Parks Master Plan of 5 acres of park space per one thousand population. Based on the population of Zone 1 (Tract Nos. 22810, 22811, 22913, 30186 and 30222), the park/recreation area requirement for these tracts should be 3.56 acres, based on the city's general plan information. However, the size of Richard Sanchez park is 3.1 acres therefore under serving the population of Zone 1. Based on these facts, it has been determined that there is no benefit to the general public provided by this park.

METHOD OF APPORTIONMENT

Pursuant to the Landscaping and Lighting Act of 1972 and Article XIII D of the Constitution of the State of California, all parcels that have special benefit conferred upon them as a result of the maintenance and operation of improvements shall be identified, and the proportionate special benefit derived by each identified parcel shall be determined in relationship to the entire cost of the maintenance and operation of the improvements. Only parcels that receive direct special benefit are assessed, and each parcel is assessed in proportion to the estimated benefit received.

The maintenance and servicing of public landscaping facilities installed and constructed in public places in the City of Banning provides a special benefit which is received by each and every lot or parcel within the specified zones of benefit in the District, tending to enhance the aesthetic appeal of parcels within the landscaping zone and provide a sense of community. Such landscaping improves erosion resistance and dust control, resulting in additional special benefit.

The primary benefits of landscaping are as set forth below:

1. Improved aesthetic appeal of nearby parcels due to landscaped backup walls.
2. Improved erosion resistance.
3. Improved dust control.
4. Provides potential "nature walk" for neighborhood.
5. A sense of community pride resulting from well-maintained green spaces.
6. Beautifies and makes useful flood control facilities that would otherwise be unsightly and potentially dangerous.
7. The enhancement of the value of property which results from the foregoing benefits.

ASSESSMENT FORMULA

To proportionally allocate special benefit to each parcel, it is necessary to correlate each property's proportional benefit to other properties that benefit from the improvements and services being funded. In order to do this, the assessment methodology assigns each parcel a number of Assessment Units (AUs) based on land use. One AU is

defined as the special benefit received by a single-family home.

Single-Family Residential (SFR) property is used as the basic unit of measure and assigned an assessment unit (AU) of one (1).

Vacant property receives no special benefit from landscaping installed in close proximity to it and is therefore assigned zero AUs, until developed.

Multi-family units (duplexes, triplexes and apartments) are assessed at 0.9 AU for the first 20 units, 0.8 AU for the next 30 units plus the 18 AU for the first 20 units, etc. Please refer to the Assessment Formula for the entire multi-family formula. Multi-family units are assessed at a reduced rate because such units are generally smaller in size than SFR units and therefore have less benefit accruing to them.

Commercial/industrial parcels are assessed at a rate of 5 AUs per acre. The rationale for this is based upon the fact that the majority of SFR parcels have areas between 7,200 and 8,500 square feet. The number of such parcels of land contained in one acre is approximately five (5). Therefore, commercial/industrial property relates to SFR property at 5 AUs per acre. Public utility parcels are assessed at the same rate as commercial parcels for the same reason. Railroad parcels, which contain railroad tracks, are exempt because they receive no benefit from landscaping.

Special land uses are assessed based on a reasonable relationship to SFR parcels. For example, churches are assessed 2 AUs per parcel because they tend to have a benefit that is greater than that received by an SFR but less than a commercial/industrial parcel.

LIMITATION ON ANNUAL ASSESSMENT INCREASES

For the purpose of determining assessments for each fiscal year beyond FY 2024-25, the annual assessments may be increased without further notice or public hearing by a percentage equal to the increase in the Consumer Price Index (CPI) for all Urban Consumers in the Riverside-San Bernardino-Ontario, CA area, published by the United States Department of Labor, Bureau of Labor Statistics during the preceding available year, provided however, that any such increase shall not exceed five percent (5%) per fiscal year. Each fiscal year the City shall compute the percentage difference between the CPI on January 1, and the CPI for the previous January 1 or a similar time period. This percentage difference shall then establish the range of increased assessments allowed based on CPI.

Note: The City will charge a 2.88% CPI increase to the Assessment Units from Annexation No. 1 and Annexation No. 2 Tracts (Zones 6 through 11) only for FY 2024/2025.

CALCULATION OF ASSESSMENTS

An assessment amount per AU is calculated as follows:

The amount identified as the Total Revenue Costs is divided by the Total AUs of parcels to be Assessed to establish the "Assessment Rate" or "Assessment per AU" for the fiscal year. The Assessment Rate is then applied to each individual parcel's total AUs to calculate the parcel's proportionate special benefit and assessment obligation for the improvements. The original Assessment Units were established in this manner many years ago when the tract was annexed into LMD No.1 but now can only be increased through the Proposition 218 process. The revenue formula shown on the next page must be utilized since the Assessments can not be increased to rise with the increased costs due to Proposition 218 limitations, except for Zones 6 through 11, which have an approved CPI clause.

2. Method of Apportionment

Total Estimated Revenues ÷ Total AU (to be Assessed) = Assessment per AU

Example

The FY 2024-25 Total Estimated Revenue for Zone 1 is $34,739.10. There are 319 Assessment Units (AU) in this Zone. To determine the Assessment per AU, due to Proposition 218 limits on increasing the Assessment, the current $108.90/AU must continue to be used:

$34,739.10 ÷ 319 = $108.90 per AU

DISTRICT BUDGET

The following budgets outline each Zone's estimated cost to maintain the Zone's improvements and the anticipated expenditures for FY 2024-25.

Table 3-1
FY 2024-25 Budget

Budget Fiscal Year 2024-25	Zone 1 Tract Nos. 22810, 22811, 22913, 30186, 30222	Zone 2 Tract Nos. 21882 & 23446	Zone 3 Tract No. 29721
DIRECT COSTS			
Landscape Contract	$14,904.00	$4,848.00	$1,920.00
Utilities (water and electric costs)	$18,792.10	$7,688.46	$552.95
Landscape Maintenace Costs (PW staff, repairs, plants, etc.)	$1,279.29	$4,651.12	$686.79
TOTAL DIRECT COSTS	$34,975.39	$17,187.58	$3,159.74
INDIRECT COSTS			
City Administration Costs	$18,400.76	$9,042.49	$1,662.36
TOTAL INDIRECT COSTS	$18,400.76	$9,042.49	$1,662.36
TOTAL COSTS	**$53,376.15**	**$26,230.07**	**$4,822.10**
PROPOSED ASSESSMENT RATE			
AUs	319	272	21
FY 2024-25 Assessment Rate	$108.90	$113.31	$113.31
TOTAL REVENUE	**$34,739.10**	**$30,820.32**	**$2,379.51**

3. Estimate of Costs

Table 3-1

FY 2024-25 Budget

Budget Fiscal Year 2024-25	Zone 4 Tract No. 32109	Zone 5 Tract No. 23598	Zone 6 Tract No. 28252	Zone 7 Tract No. 30793
DIRECT COSTS				
Landscape Contract	$1,920.00	$3,216.00	$2,568.00	$1,920.00
Utilities (water and electric costs)	$1,151.71	$5,280.80	$1,771.29	$1,337.51
Landscape Maintenace Costs (PW staff, repairs, plants, etc.)	$0.00	$291.50	$0.00	$1,869.35
TOTAL DIRECT COSTS	$3,071.71	$8,788.30	$4,339.29	$5,126.86
INDIRECT COSTS				
City Administration Costs	$1,616.05	$4,623.58	$2,282.92	$2,697.27
TOTAL INDIRECT COSTS	$1,616.05	$4,623.58	$2,282.92	$2,697.27
TOTAL COSTS	**$4,687.76**	**$13,411.88**	**$6,622.21**	**$7,824.13**
PROPOSED ASSESSMENT RATE				
AUs	38	97	70	43
FY 2024-25 Assessment Rate	$113.31	$98.91	$259.91	$259.91
TOTAL REVENUE	**$4,305.78**	**$9,594.27**	**$18,193.70**	**$11,176.13**

CPI of 2.88% applied to 2005 Annexation No. 1 and 2023 Annexation No. 2 Tracts only, Zones 6 -11.

Table 3-1
FY 2024-25 Budget

Budget Fiscal Year 2024-25	Zone 8 Tract Nos. 31833 & 31834	Zone 9 Tract No. 31835	Zone 10 Tract No. 30906	Zone 11 Tract No. 32370
DIRECT COSTS				
Landscape Contract	$3,840.00	$1,860.00	$4,140.00	$1,059.62
Utilities (water and electric costs)	$1,909.72	$2,187.44	$3,946.66	$2,438.01
Landscape Maintenace Costs (PW staff, repairs, plants, etc.)	$295.26	$533.53	$2,725.00	$0.00
TOTAL DIRECT COSTS	$6,044.98	$4,580.97	$10,811.66	$3,497.63
INDIRECT COSTS				
City Administration Costs	$3,180.30	$2,410.07	$5,688.08	$1,840.12
TOTAL INDIRECT COSTS	$3,180.30	$2,410.07	$5,688.08	$1,840.12
TOTAL COSTS	**$9,225.28**	**$6,991.04**	**$16,499.74**	**$5,337.75**
PROPOSED ASSESSMENT RATE				
AUs	35	33	87	19
FY 2024-25 Assessment Rate	$259.91	$259.91	$259.91	$403.95
TOTAL REVENUE	**$9,096.85**	**$8,577.03**	**$22,612.17**	**$7,675.05**

CPI of 2.88% applied to 2005 Annexation No. 1 and 2023 Annexation No. 2 Tracts only, Zones 6 -11.

ASSESSMENT RATES

The following shows the assessment rates applicable to each Zone for FY 2024-25 based on the budget, the method of apportionment presented in this Report and Proposition 218 limits on increasing the Assessment.

Table 3-2
FY 2024-25 Proposed Assessment Rates

Tracts	Zone	Rates	Total Assessment
22810, 22811, 22913, 30186, 30222	Zone 1	$108.90 per AU	$34,739.10
21882 & 23446	Zone 2	$113.31 per AU	$30,820.32
29721	Zone 3	$113.31 per AU	$2,379.51
32109	Zone 4	$113.31 per AU	$4,305.78
23598	Zone 5	$98.91 per AU	$9,594.27
28252	Zone 6	$259.91 per AU	$18,193.70
30793	Zone 7	$259.91 per AU	$11,176.13
31833 & 31834	Zone 8	$259.91 per AU	$9,096.85
31835	Zone 9	$259.91 per AU	$8,577.03
30906	Zone 10	$259.91 per AU	$22,612.17
32370	Zone 11	$403.95 per AU	$7,675.05

Total Assessments: $159,169.91

CPI of 2.88% applied to 2005 Annexation No. 1 and 2023 Annexation No. 2 Tracts only, Zones 6 -11.

DISTRICT DIAGRAM

The following diagram depicts the parcels within the Zones that make up the District, which are those that existed at the time this Report was prepared.

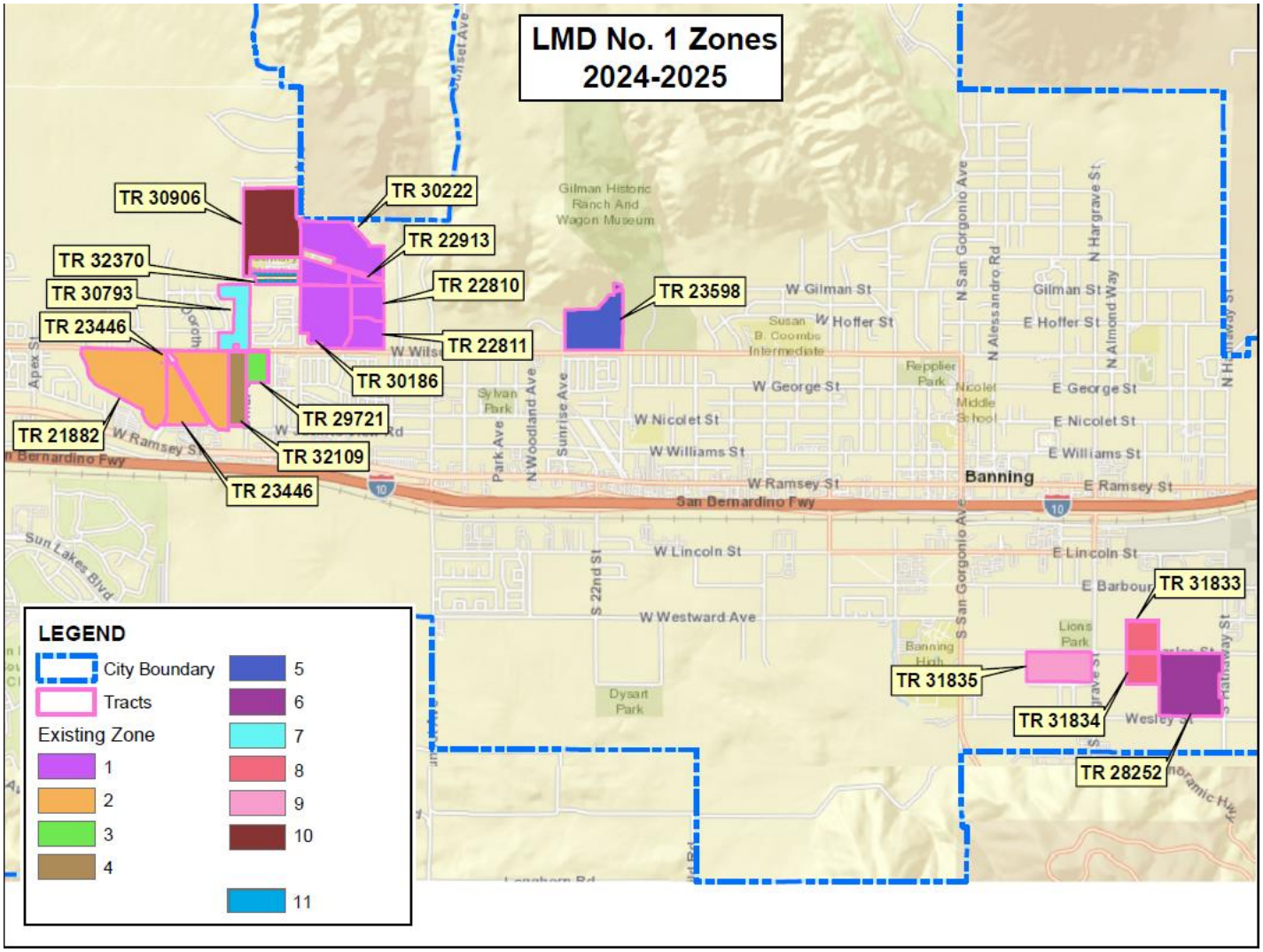

ASSESSMENT ROLL CERTIFICATION

Parcel identification for each lot within the District is based on available parcel maps and property data from the Riverside County Assessor's Office. A listing of the parcels to be assessed within the District, along with the corresponding assessment amounts for FY 2024-25, has been attached to this Engineer's Report as Appendix "A" and is on file in the Office of the City Engineer of the City of Banning. If any parcel identified therein is submitted for collection and identified by the Riverside County Auditor/Controller of the County of Riverside to be an invalid parcel number for any fiscal year, a corrected parcel number/numbers will be identified and resubmitted to the Riverside County Auditor/Controller. The assessment amount to be levied and collected for the resubmitted parcel or parcels shall be based on the method of apportionment, as described in this Report and approved by the City Council.

Number	APN	Tract	Assessment Unit (AU)
1	535321001	22810	$108.90
2	535321002	22810	$108.90
3	535321003	22810	$108.90
4	535321004	22810	$108.90
5	535321005	22810	$108.90
6	535321006	22810	$108.90
7	535321007	22810	$108.90
8	535321008	22810	$108.90
9	535321009	22810	$108.90
10	535321010	22810	$108.90
11	535321011	22810	$108.90
12	535321012	22810	$108.90
13	535321013	22810	$108.90
14	535321014	22810	$108.90
15	535321015	22810	$108.90
16	535321016	22810	$108.90
17	535321017	22810	$108.90
18	535321018	22810	$108.90
19	535321019	22810	$108.90
20	535321020	22810	$108.90
21	535321021	22810	$108.90
22	535321022	22810	$108.90
23	535321023	22810	$108.90
24	535321024	22810	$108.90
25	535321025	22810	$108.90
26	535321026	22810	$108.90
27	535321027	22810	$108.90
28	535321028	22810	$108.90
29	535321029	22810	$108.90
30	535321030	22810	$108.90
31	535321031	22810	$108.90
32	535321032	22810	$108.90
33	535321033	22810	$108.90
34	535322001	22810	$108.90
35	535322002	22810	$108.90
36	535322003	22810	$108.90
37	535322004	22810	$108.90
38	535322005	22810	$108.90

39	535322006	22810	$108.90
40	535322007	22810	$108.90
41	535322008	22810	$108.90
42	535322009	22810	$108.90
43	535322010	22810	$108.90
1	535322012	22811	$108.90
2	535322013	22811	$108.90
3	535322014	22811	$108.90
4	535322015	22811	$108.90
5	535322016	22811	$108.90
6	535322017	22811	$108.90
7	535322018	22811	$108.90
8	535322019	22811	$108.90
9	535322020	22811	$108.90
10	535322021	22811	$108.90
11	535322022	22811	$108.90
12	535322023	22811	$108.90
13	535322024	22811	$108.90
14	535322025	22811	$108.90
15	535322026	22811	$108.90
16	535323001	22811	$108.90
17	535323002	22811	$108.90
18	535323003	22811	$108.90
19	535323004	22811	$108.90
20	535323005	22811	$108.90
21	535323006	22811	$108.90
22	535323007	22811	$108.90
23	535323008	22811	$108.90
24	535323009	22811	$108.90
25	535323010	22811	$108.90
26	535323011	22811	$108.90
27	535323012	22811	$108.90
28	535323013	22811	$108.90
29	535323014	22811	$108.90
30	535323015	22811	$108.90
31	535323016	22811	$108.90
32	535323017	22811	$108.90
33	535323018	22811	$108.90
34	535323019	22811	$108.90
35	535323020	22811	$108.90
36	535323021	22811	$108.90
37	535323022	22811	$108.90
38	535323023	22811	$108.90
39	535323024	22811	$108.90

1	535360002	22913	$108.90
2	535360003	22913	$108.90
3	535360004	22913	$108.90
4	535360005	22913	$108.90
5	535360006	22913	$108.90
6	535360014	22913	$108.90
7	535360015	22913	$108.90
8	535360016	22913	$108.90
9	535361028	22913	$108.90

1	535380001	30186	$108.90
2	535380002	30186	$108.90
3	535380003	30186	$108.90
4	535380004	30186	$108.90
5	535380005	30186	$108.90
6	535380006	30186	$108.90
7	535380007	30186	$108.90
8	535380008	30186	$108.90
9	535380009	30186	$108.90
10	535380010	30186	$108.90
11	535381001	30186	$108.90
12	535381002	30186	$108.90
13	535381003	30186	$108.90
14	535381004	30186	$108.90
15	535381005	30186	$108.90
16	535381006	30186	$108.90
17	535381007	30186	$108.90
18	535381008	30186	$108.90
19	535381009	30186	$108.90
20	535381010	30186	$108.90
21	535381011	30186	$108.90
22	535381012	30186	$108.90
23	535381013	30186	$108.90
24	535381014	30186	$108.90
25	535381015	30186	$108.90
26	535381016	30186	$108.90
27	535381017	30186	$108.90
28	535381018	30186	$108.90
29	535381019	30186	$108.90
30	535381020	30186	$108.90
31	535381021	30186	$108.90

32	535381022	30186	$108.90
33	535381023	30186	$108.90
34	535381024	30186	$108.90
35	535381025	30186	$108.90
36	535381026	30186	$108.90
37	535381027	30186	$108.90
38	535381028	30186	$108.90
39	535381029	30186	$108.90
40	535381030	30186	$108.90
41	535381031	30186	$108.90
42	535382001	30186	$108.90
43	535382002	30186	$108.90
44	535382003	30186	$108.90
45	535382004	30186	$108.90
46	535382005	30186	$108.90
47	535382006	30186	$108.90
48	535382007	30186	$108.90
49	535382008	30186	$108.90
50	535382009	30186	$108.90
51	535382010	30186	$108.90
52	535382011	30186	$108.90
53	535382012	30186	$108.90
54	535382013	30186	$108.90
55	535382014	30186	$108.90
56	535382015	30186	$108.90
57	535382016	30186	$108.90
58	535382017	30186	$108.90
59	535382018	30186	$108.90
60	535382019	30186	$108.90
61	535382020	30186	$108.90
62	535382021	30186	$108.90
63	535382022	30186	$108.90
64	535382023	30186	$108.90
65	535390001	30186	$108.90
66	535390002	30186	$108.90
67	535390003	30186	$108.90
68	535390004	30186	$108.90
69	535390005	30186	$108.90
70	535390006	30186	$108.90
71	535390014	30186	$108.90
72	535390015	30186	$108.90
73	535391001	30186	$108.90
74	535391002	30186	$108.90
75	535391003	30186	$108.90
76	535391004	30186	$108.90

77	535391005	30186	$108.90
78	535391006	30186	$108.90
79	535391007	30186	$108.90
80	535391008	30186	$108.90
81	535391009	30186	$108.90
82	535391010	30186	$108.90
83	535391011	30186	$108.90
84	535392001	30186	$108.90
85	535392002	30186	$108.90
86	535392003	30186	$108.90
87	535392004	30186	$108.90
88	535392005	30186	$108.90
89	535392006	30186	$108.90
90	535392007	30186	$108.90
91	535392008	30186	$108.90
92	535392009	30186	$108.90
93	535392010	30186	$108.90
94	535392011	30186	$108.90
95	535392012	30186	$108.90
96	535393001	30186	$108.90
97	535393002	30186	$108.90
98	535393003	30186	$108.90
99	535393004	30186	$108.90
100	535393005	30186	$108.90
101	535393006	30186	$108.90
102	535393007	30186	$108.90
103	535393008	30186	$108.90
104	535393009	30186	$108.90
105	535393010	30186	$108.90
106	535393011	30186	$108.90
107	535393012	30186	$108.90
1	535360018	30222	$108.90
2	535360019	30222	$108.90
3	535360020	30222	$108.90
4	535360021	30222	$108.90
5	535360022	30222	$108.90
6	535360023	30222	$108.90
7	535360024	30222	$108.90
8	535360025	30222	$108.90
9	535360026	30222	$108.90
10	535360027	30222	$108.90
11	535360028	30222	$108.90
12	535360029	30222	$108.90
13	535361001	30222	$108.90

14	535361002	30222	$108.90
15	535361003	30222	$108.90
16	535361004	30222	$108.90
17	535361005	30222	$108.90
18	535361006	30222	$108.90
19	535361007	30222	$108.90
20	535361008	30222	$108.90
21	535361009	30222	$108.90
22	535361010	30222	$108.90
23	535361011	30222	$108.90
24	535361012	30222	$108.90
25	535361013	30222	$108.90
26	535361014	30222	$108.90
27	535361015	30222	$108.90
28	535361016	30222	$108.90
29	535361017	30222	$108.90
30	535361018	30222	$108.90
31	535361019	30222	$108.90
32	535361020	30222	$108.90
33	535361021	30222	$108.90
34	535361022	30222	$108.90
35	535361023	30222	$108.90
36	535361024	30222	$108.90
37	535361025	30222	$108.90
38	535362001	30222	$108.90
39	535362002	30222	$108.90
40	535362003	30222	$108.90
41	535362004	30222	$108.90
42	535362005	30222	$108.90
43	535362006	30222	$108.90
44	535362007	30222	$108.90
45	535362008	30222	$108.90
46	535362009	30222	$108.90
47	535362010	30222	$108.90
48	535362011	30222	$108.90
49	535362012	30222	$108.90
50	535362013	30222	$108.90
51	535362014	30222	$108.90
52	535362015	30222	$108.90
53	535400001	30222	$108.90
54	535400002	30222	$108.90
55	535400003	30222	$108.90
56	535400004	30222	$108.90
57	535400005	30222	$108.90
58	535400006	30222	$108.90

59	535400007	30222	$108.90
60	535400008	30222	$108.90
61	535400009	30222	$108.90
62	535400010	30222	$108.90
63	535400011	30222	$108.90
64	535400012	30222	$108.90
65	535400013	30222	$108.90
66	535400014	30222	$108.90
67	535400015	30222	$108.90
68	535400016	30222	$108.90
69	535400017	30222	$108.90
70	535400018	30222	$108.90
71	535400019	30222	$108.90
72	535400020	30222	$108.90
73	535400021	30222	$108.90
74	535400022	30222	$108.90
75	535400023	30222	$108.90
76	535400024	30222	$108.90
77	535400025	30222	$108.90
78	535400026	30222	$108.90
79	535400027	30222	$108.90
80	535400028	30222	$108.90
81	535401001	30222	$108.90
82	535401002	30222	$108.90
83	535401003	30222	$108.90
84	535401004	30222	$108.90
85	535401005	30222	$108.90
86	535401006	30222	$108.90
87	535401007	30222	$108.90
88	535401008	30222	$108.90
89	535401009	30222	$108.90
90	535401010	30222	$108.90
91	535401011	30222	$108.90
92	535401012	30222	$108.90
93	535401013	30222	$108.90
94	535401014	30222	$108.90
95	535401015	30222	$108.90
96	535401016	30222	$108.90
97	535401017	30222	$108.90
98	535401018	30222	$108.90
99	535401019	30222	$108.90
100	535401020	30222	$108.90
101	535401021	30222	$108.90
102	535401022	30222	$108.90
103	535401023	30222	$108.90

104	535401024	30222	$108.90
105	535401025	30222	$108.90
106	535402001	30222	$108.90
107	535402002	30222	$108.90
108	535402003	30222	$108.90
109	535402004	30222	$108.90
110	535402005	30222	$108.90
111	535402006	30222	$108.90
112	535402007	30222	$108.90
113	535402008	30222	$108.90
114	535402009	30222	$108.90
115	535402010	30222	$108.90
116	535402011	30222	$108.90
117	535402012	30222	$108.90
118	535402013	30222	$108.90
119	535402014	30222	$108.90
120	535402015	30222	$108.90
121	535402016	30222	$108.90

TOTAL:	**Tracts 22810,22811,22913, 30186 and 30222**	**319 AUs**	**$34,739.10**

Number	APN	Tract	Assessment Unit (AU)
1	419341001	21882	$113.31
2	419341002	21882	$113.31
3	419341003	21882	$113.31
4	419341004	21882	$113.31
5	419341005	21882	$113.31
6	419341006	21882	$113.31
7	419341007	21882	$113.31
8	419341008	21882	$113.31
9	419341009	21882	$113.31
10	419341010	21882	$113.31
11	419341011	21882	$113.31
12	419341012	21882	$113.31
13	419341013	21882	$113.31
14	419342001	21882	$113.31
15	419342002	21882	$113.31
16	419342003	21882	$113.31
17	419342004	21882	$113.31
18	419342005	21882	$113.31
19	419342006	21882	$113.31
20	419342007	21882	$113.31
21	419342008	21882	$113.31
22	419342009	21882	$113.31

23	419342010	21882	$113.31
24	419342011	21882	$113.31
25	419342012	21882	$113.31
26	419342013	21882	$113.31
27	419342014	21882	$113.31
28	419342015	21882	$113.31
29	419342016	21882	$113.31
30	419342017	21882	$113.31
31	419342018	21882	$113.31
32	419342019	21882	$113.31
33	419342020	21882	$113.31
34	419342021	21882	$113.31
35	419342022	21882	$113.31
36	419342023	21882	$113.31
37	419342024	21882	$113.31
38	419342025	21882	$113.31
39	419342026	21882	$113.31
40	419342027	21882	$113.31
41	419342028	21882	$113.31
42	419342029	21882	$113.31
43	419343001	21882	$113.31
44	419343002	21882	$113.31
45	419343003	21882	$113.31
46	419343004	21882	$113.31
47	419351001	21882	$113.31
48	419351002	21882	$113.31
49	419351003	21882	$113.31
50	419351004	21882	$113.31
51	419351005	21882	$113.31
52	419351006	21882	$113.31
53	419351007	21882	$113.31
54	419351008	21882	$113.31
55	419351009	21882	$113.31
56	419351010	21882	$113.31
57	419351011	21882	$113.31
58	419351012	21882	$113.31
59	419351013	21882	$113.31
60	419351014	21882	$113.31
61	419351015	21882	$113.31
62	419351016	21882	$113.31
63	419351017	21882	$113.31
64	419351018	21882	$113.31
65	419351019	21882	$113.31
66	419351020	21882	$113.31
67	419352001	21882	$113.31

68	419352002	21882	$113.31
69	419352003	21882	$113.31
70	419352004	21882	$113.31
71	419352005	21882	$113.31
72	419352006	21882	$113.31
73	419352007	21882	$113.31
74	419352008	21882	$113.31
75	419352009	21882	$113.31
76	419352010	21882	$113.31
77	419352011	21882	$113.31
78	419352012	21882	$113.31
79	419352013	21882	$113.31
80	419352014	21882	$113.31
81	419352015	21882	$113.31
82	419352016	21882	$113.31
83	419352017	21882	$113.31
84	419352018	21882	$113.31
85	419353001	21882	$113.31
86	419353002	21882	$113.31
87	419353003	21882	$113.31
88	419353004	21882	$113.31
89	419353005	21882	$113.31
90	419353006	21882	$113.31
91	419353007	21882	$113.31
92	419361001	21882	$113.31
93	419361002	21882	$113.31
94	419361003	21882	$113.31
95	419361004	21882	$113.31
96	419361005	21882	$113.31
97	419361006	21882	$113.31
98	419361007	21882	$113.31
99	419361008	21882	$113.31
100	419361009	21882	$113.31
101	419361010	21882	$113.31
102	419361011	21882	$113.31
103	419361012	21882	$113.31
104	419361013	21882	$113.31
105	419361014	21882	$113.31
106	419361015	21882	$113.31
107	419361016	21882	$113.31
108	419361017	21882	$113.31
109	419361018	21882	$113.31
110	419361019	21882	$113.31
111	419362001	21882	$113.31
112	419362002	21882	$113.31

113	419362003	21882	$113.31
114	419362004	21882	$113.31
115	419362005	21882	$113.31
116	419362006	21882	$113.31
117	419362007	21882	$113.31
118	419362008	21882	$113.31
119	419362009	21882	$113.31
120	419362010	21882	$113.31
121	419362011	21882	$113.31
122	419362012	21882	$113.31
123	419362013	21882	$113.31
124	419362014	21882	$113.31
125	419362015	21882	$113.31
126	419362016	21882	$113.31
127	419362017	21882	$113.31
128	419363001	21882	$113.31
129	419363002	21882	$113.31
130	419363003	21882	$113.31
131	419363004	21882	$113.31
132	419363005	21882	$113.31
133	419363006	21882	$113.31
134	419363007	21882	$113.31

Number	APN	Tract	Assessment Unit (AU)
1	537251001	23446	$113.31
2	537251002	23446	$113.31
3	537251003	23446	$113.31
4	537251004	23446	$113.31
5	537251005	23446	$113.31
6	537251006	23446	$113.31
7	537251007	23446	$113.31
8	537251008	23446	$113.31
9	537251009	23446	$113.31
10	537251010	23446	$113.31
11	537251011	23446	$113.31
12	537252001	23446	$113.31
13	537252002	23446	$113.31
14	537252003	23446	$113.31
15	537252004	23446	$113.31
16	537252005	23446	$113.31
17	537252006	23446	$113.31
18	537252007	23446	$113.31
19	537252008	23446	$113.31
20	537252009	23446	$113.31

21	537252010	23446	$113.31
22	537252011	23446	$113.31
23	537252012	23446	$113.31
24	537252013	23446	$113.31
25	537252014	23446	$113.31
26	537252015	23446	$113.31
27	537252016	23446	$113.31
28	537252017	23446	$113.31
29	537252018	23446	$113.31
30	537252019	23446	$113.31
31	537252020	23446	$113.31
32	537252021	23446	$113.31
33	537252022	23446	$113.31
34	537252023	23446	$113.31
35	537252024	23446	$113.31
36	537252025	23446	$113.31
37	537252026	23446	$113.31
38	537252027	23446	$113.31
39	537252028	23446	$113.31
40	537252029	23446	$113.31
41	537252030	23446	$113.31
42	537252031	23446	$113.31
43	537252032	23446	$113.31
44	537252033	23446	$113.31
45	537253001	23446	$113.31
46	537253002	23446	$113.31
47	537253003	23446	$113.31
48	537253004	23446	$113.31
49	537253005	23446	$113.31
50	537253006	23446	$113.31
51	537253007	23446	$113.31
52	537253008	23446	$113.31
53	537253009	23446	$113.31
54	537253010	23446	$113.31
55	537253011	23446	$113.31
56	537253012	23446	$113.31
57	537253013	23446	$113.31
58	537253014	23446	$113.31
59	537253015	23446	$113.31
60	537253016	23446	$113.31
61	537253017	23446	$113.31
62	537253018	23446	$113.31
63	537253020	23446	$113.31
64	537253021	23446	$113.31
65	537253022	23446	$113.31

66	537253023	23446	$113.31
67	537253024	23446	$113.31
68	537253025	23446	$113.31
69	537253026	23446	$113.31
70	537253027	23446	$113.31
71	537253028	23446	$113.31
72	537253029	23446	$113.31
73	537253030	23446	$113.31
74	537253031	23446	$113.31
75	537253032	23446	$113.31
76	537261001	23446	$113.31
77	537261002	23446	$113.31
78	537261003	23446	$113.31
79	537261004	23446	$113.31
80	537261005	23446	$113.31
81	537261006	23446	$113.31
82	537261007	23446	$113.31
83	537261008	23446	$113.31
84	537261009	23446	$113.31
85	537261010	23446	$113.31
86	537261011	23446	$113.31
87	537261012	23446	$113.31
88	537261013	23446	$113.31
89	537261014	23446	$113.31
90	537261015	23446	$113.31
91	537261016	23446	$113.31
92	537261017	23446	$113.31
93	537261018	23446	$113.31
94	537261019	23446	$113.31
95	537261020	23446	$113.31
96	537261021	23446	$113.31
97	537261022	23446	$113.31
98	537261024	23446	$113.31
99	537261025	23446	$113.31
100	537261026	23446	$113.31
101	537261027	23446	$113.31
102	537261028	23446	$113.31
103	537261029	23446	$113.31
104	537261030	23446	$113.31
105	537261031	23446	$113.31
106	537261033	23446	$113.31
107	537261034	23446	$113.31
108	537261035	23446	$113.31
109	537261036	23446	$113.31
110	537261037	23446	$113.31

111	537261038	23446	$113.31
112	537261039	23446	$113.31
113	537261040	23446	$113.31
114	537261041	23446	$113.31
115	537261042	23446	$113.31
116	537261044	23446	$113.31
117	537262001	23446	$113.31
118	537262002	23446	$113.31
119	537262003	23446	$113.31
120	537262004	23446	$113.31
121	537262005	23446	$113.31
122	537262006	23446	$113.31
123	537262007	23446	$113.31
124	537262008	23446	$113.31
125	537262009	23446	$113.31
126	537263001	23446	$113.31
127	537263002	23446	$113.31
128	537263003	23446	$113.31
129	537263004	23446	$113.31
130	537263005	23446	$113.31
131	537263006	23446	$113.31
132	537263007	23446	$113.31
133	537263008	23446	$113.31
134	537263009	23446	$113.31
135	537263010	23446	$113.31
136	537263011	23446	$113.31
137	537263012	23446	$113.31
138	537263013	23446	$113.31

TOTAL:	**Tracts 21882 and 23446**	**272 AUs**	**$30,820.32**

Number	APN	Tract	Assessment Unit (AU)
1	537030021	29721	$113.31
2	537030022	29721	$113.31
3	537030023	29721	$113.31
4	537030024	29721	$113.31
5	537030025	29721	$113.31
6	537030026	29721	$113.31
7	537030027	29721	$113.31
8	537030028	29721	$113.31
9	537030029	29721	$113.31
10	537030030	29721	$113.31
11	537030031	29721	$113.31
12	537030032	29721	$113.31

13	537030033	29721	$113.31
14	537030034	29721	$113.31
15	537032001	29721	$113.31
16	537032002	29721	$113.31
17	537032003	29721	$113.31
18	537032004	29721	$113.31
19	537032005	29721	$113.31
20	537032006	29721	$113.31
21	537032007	29721	$113.31

TOTAL:	**Tract 29721**	**21 AUs**	**$2,379.51**

Number	APN	Tract	Assessment Unit (AU)
1	537270001	32109	$113.31
2	537270002	32109	$113.31
3	537270003	32109	$113.31
4	537270004	32109	$113.31
5	537271001	32109	$113.31
6	537271002	32109	$113.31
7	537271003	32109	$113.31
8	537271004	32109	$113.31
9	537271005	32109	$113.31
10	537271006	32109	$113.31
11	537271007	32109	$113.31
12	537271008	32109	$113.31
13	537271009	32109	$113.31
14	537271010	32109	$113.31
15	537271011	32109	$113.31
16	537271012	32109	$113.31
17	537271013	32109	$113.31
18	537271014	32109	$113.31
19	537271015	32109	$113.31
20	537271016	32109	$113.31
21	537271017	32109	$113.31
22	537271018	32109	$113.31
23	537271019	32109	$113.31
24	537271020	32109	$113.31
25	537271021	32109	$113.31
26	537271022	32109	$113.31
27	537271023	32109	$113.31
28	537271024	32109	$113.31
29	537271025	32109	$113.31
30	537271026	32109	$113.31
31	537271027	32109	$113.31
32	537271028	32109	$113.31

33	537271029	32109	$113.31
34	537271030	32109	$113.31
35	537272001	32109	$113.31
36	537272002	32109	$113.31
37	537272003	32109	$113.31
38	537272004	32109	$113.31

TOTAL:	**Tract 32109**	**38 AUs**	**$4,305.78**

Number	APN	Tract	Assessment Unit (AU)
1	535331001	23598	$98.91
2	535331002	23598	$98.91
3	535331003	23598	$98.91
4	535331004	23598	$98.91
5	535331005	23598	$98.91
6	535331006	23598	$98.91
7	535331007	23598	$98.91
8	535331008	23598	$98.91
9	535331009	23598	$98.91
10	535331010	23598	$98.91
11	535331011	23598	$98.91
12	535332001	23598	$98.91
13	535332002	23598	$98.91
14	535332003	23598	$98.91
15	535332004	23598	$98.91
16	535332005	23598	$98.91
17	535332006	23598	$98.91
18	535332007	23598	$98.91
19	535332008	23598	$98.91
20	535332009	23598	$98.91
21	535332010	23598	$98.91
22	535332011	23598	$98.91
23	535332012	23598	$98.91
24	535332013	23598	$98.91
25	535332014	23598	$98.91
26	535332015	23598	$98.91
27	535332016	23598	$98.91
28	535332017	23598	$98.91
29	535332018	23598	$98.91
30	535332019	23598	$98.91
31	535332020	23598	$98.91
32	535332021	23598	$98.91
33	535332022	23598	$98.91
34	535332023	23598	$98.91
35	535332024	23598	$98.91

36	535332025	23598	$98.91
37	535332026	23598	$98.91
38	535332027	23598	$98.91
39	535332028	23598	$98.91
40	535332029	23598	$98.91
41	535332030	23598	$98.91
42	535332031	23598	$98.91
43	535333001	23598	$98.91
44	535333002	23598	$98.91
45	535333003	23598	$98.91
46	535333004	23598	$98.91
47	535333005	23598	$98.91
48	535333006	23598	$98.91
49	535333007	23598	$98.91
50	535333008	23598	$98.91
51	535333009	23598	$98.91
52	535333010	23598	$98.91
53	535333011	23598	$98.91
54	535333012	23598	$98.91
55	535333013	23598	$98.91
56	535341001	23598	$98.91
57	535341002	23598	$98.91
58	535341003	23598	$98.91
59	535341004	23598	$98.91
60	535341005	23598	$98.91
61	535341006	23598	$98.91
62	535341007	23598	$98.91
63	535341008	23598	$98.91
64	535341009	23598	$98.91
65	535341010	23598	$98.91
66	535341011	23598	$98.91
67	535341012	23598	$98.91
68	535341013	23598	$98.91
69	535341014	23598	$98.91
70	535341015	23598	$98.91
71	535341016	23598	$98.91
72	535341017	23598	$98.91
73	535341018	23598	$98.91
74	535341019	23598	$98.91
75	535342001	23598	$98.91
76	535342002	23598	$98.91
77	535342003	23598	$98.91
78	535342004	23598	$98.91
79	535342005	23598	$98.91
80	535342006	23598	$98.91

81	535342007	23598	$98.91
82	535342008	23598	$98.91
83	535342009	23598	$98.91
84	535342010	23598	$98.91
85	535342011	23598	$98.91
86	535342012	23598	$98.91
87	535342013	23598	$98.91
88	535343001	23598	$98.91
89	535343002	23598	$98.91
90	535343003	23598	$98.91
91	535343004	23598	$98.91
92	535343005	23598	$98.91
93	535343006	23598	$98.91
94	535343007	23598	$98.91
95	535343008	23598	$98.91
96	535350001	23598	$98.91
97	535350002	23598	$98.91

TOTAL:	**Tract 23598**	**97 AUs**	**$9,594.27**

Number	APN	Tract	Assessment Unit (AU)
1	543210001	28252	$259.91
2	543210002	28252	$259.91
3	543210003	28252	$259.91
4	543210004	28252	$259.91
5	543210005	28252	$259.91
6	543210006	28252	$259.91
7	543210007	28252	$259.91
8	543210008	28252	$259.91
9	543210009	28252	$259.91
10	543210010	28252	$259.91
11	543210011	28252	$259.91
12	543210012	28252	$259.91
13	543210013	28252	$259.91
14	543210014	28252	$259.91
15	543210015	28252	$259.91
16	543210016	28252	$259.91
17	543210017	28252	$259.91
18	543210018	28252	$259.91
19	543210019	28252	$259.91
20	543210020	28252	$259.91
21	543210021	28252	$259.91
22	543210022	28252	$259.91
23	543210023	28252	$259.91

24	543210024	28252	$259.91
25	543210025	28252	$259.91
26	543210026	28252	$259.91
27	543220001	28252	$259.91
28	543220002	28252	$259.91
29	543220003	28252	$259.91
30	543220004	28252	$259.91
31	543220005	28252	$259.91
32	543220006	28252	$259.91
33	543220007	28252	$259.91
34	543220008	28252	$259.91
35	543220009	28252	$259.91
36	543220010	28252	$259.91
37	543220011	28252	$259.91
38	543220012	28252	$259.91
39	543220013	28252	$259.91
40	543220014	28252	$259.91
41	543220015	28252	$259.91
42	543220016	28252	$259.91
43	543220017	28252	$259.91
44	543220018	28252	$259.91
45	543220019	28252	$259.91
46	543220020	28252	$259.91
47	543220021	28252	$259.91
48	543220022	28252	$259.91
49	543220023	28252	$259.91
50	543220024	28252	$259.91
51	543220025	28252	$259.91
52	543220026	28252	$259.91
53	543221001	28252	$259.91
54	543221002	28252	$259.91
55	543221003	28252	$259.91
56	543221004	28252	$259.91
57	543221005	28252	$259.91
58	543221006	28252	$259.91
59	543221007	28252	$259.91
60	543221008	28252	$259.91
61	543221009	28252	$259.91
62	543221010	28252	$259.91
63	543221011	28252	$259.91
64	543221012	28252	$259.91
65	543221013	28252	$259.91
66	543221014	28252	$259.91
67	543221015	28252	$259.91
68	543221016	28252	$259.91

69	543221017	28252	$259.91
70	543221018	28252	$259.91

TOTAL:	**Tract 28252**	**70 AUs**	**$18,193.70**

Number	APN	Tract	Assessment Unit (AU)
1	535241004	30793	$259.91
2	535241005	30793	$259.91
3	535241006	30793	$259.91
4	535241007	30793	$259.91
5	535241008	30793	$259.91
6	535241009	30793	$259.91
7	535241010	30793	$259.91
8	535241011	30793	$259.91
9	535241012	30793	$259.91
10	535241013	30793	$259.91
11	535241014	30793	$259.91
12	535241015	30793	$259.91
13	535241016	30793	$259.91
14	535241017	30793	$259.91
15	535241018	30793	$259.91
16	535241019	30793	$259.91
17	535241020	30793	$259.91
18	535241021	30793	$259.91
19	535241022	30793	$259.91
20	535243013	30793	$259.91
21	535243014	30793	$259.91
22	535243015	30793	$259.91
23	535243016	30793	$259.91
24	535243017	30793	$259.91
25	535243018	30793	$259.91
26	535243019	30793	$259.91
27	535243020	30793	$259.91
28	535243021	30793	$259.91
29	535243022	30793	$259.91
30	535243023	30793	$259.91
31	535243024	30793	$259.91
32	535243025	30793	$259.91
33	535244001	30793	$259.91
34	535244002	30793	$259.91
35	535244003	30793	$259.91
36	535244004	30793	$259.91
37	535245001	30793	$259.91
38	535245002	30793	$259.91

39	535245003	30793	$259.91
40	535245004	30793	$259.91
41	535245005	30793	$259.91
42	535245006	30793	$259.91
43	535245007	30793	$259.91

TOTAL:	**Tract 30793**	**43 AUs**	**$11,176.13**

Number	APN	Tract	Assessment Unit (AU)
1	543230001	31833	$259.91
2	543230002	31833	$259.91
3	543230003	31833	$259.91
4	543230004	31833	$259.91
5	543230005	31833	$259.91
6	543230006	31833	$259.91
7	543230007	31833	$259.91
8	543230008	31833	$259.91
9	543230009	31833	$259.91
10	543230010	31833	$259.91
11	543230011	31833	$259.91
12	543230012	31833	$259.91
13	543230013	31833	$259.91
14	543230014	31833	$259.91
15	543230015	31833	$259.91
16	543230016	31833	$259.91
17	543230018	31833	$259.91
1	543231001	31834	$259.91
2	543231002	31834	$259.91
3	543231003	31834	$259.91
4	543231004	31834	$259.91
5	543231005	31834	$259.91
6	543231006	31834	$259.91
7	543231007	31834	$259.91
8	543231008	31834	$259.91
9	543231009	31834	$259.91
10	543231010	31834	$259.91
11	543231011	31834	$259.91
12	543231012	31834	$259.91
13	543231013	31834	$259.91
14	543231014	31834	$259.91
15	543231015	31834	$259.91
16	543231016	31834	$259.91
17	543231017	31834	$259.91

18	543231018	31834	$259.91

TOTAL:	**Tract 31833 and 31834**	**35 AUs**	**$9,096.85**

Number	APN	Tract	Assessment Unit (AU)
1	543240001	31835	$259.91
2	543240002	31835	$259.91
3	543240003	31835	$259.91
4	543240004	31835	$259.91
5	543240005	31835	$259.91
6	543240006	31835	$259.91
7	543240007	31835	$259.91
8	543240008	31835	$259.91
9	543240009	31835	$259.91
10	543240010	31835	$259.91
11	543240011	31835	$259.91
12	543240012	31835	$259.91
13	543240013	31835	$259.91
14	543240014	31835	$259.91
15	543240015	31835	$259.91
16	543240016	31835	$259.91
17	543241001	31835	$259.91
18	543241002	31835	$259.91
19	543241003	31835	$259.91
20	543241004	31835	$259.91
21	543241005	31835	$259.91
22	543241006	31835	$259.91
23	543241007	31835	$259.91
24	543241008	31835	$259.91
25	543241009	31835	$259.91
26	543241010	31835	$259.91
27	543241011	31835	$259.91
28	543241012	31835	$259.91
29	543241013	31835	$259.91
30	543241014	31835	$259.91
31	543241015	31835	$259.91
32	543241016	31835	$259.91
33	543241017	31835	$259.91

Total:	**Tract 31835**	**33**	**$8,577.03**

Number	APN	Tract	Assessment Unit (AU)
1	535372009	30906	$259.91

2	535372010	30906	$259.91
3	535372011	30906	$259.91
4	535372012	30906	$259.91
5	535372013	30906	$259.91
6	535372014	30906	$259.91
7	535372015	30906	$259.91
8	535372016	30906	$259.91
9	535372017	30906	$259.91
10	535373001	30906	$259.91
11	535373002	30906	$259.91
12	535373003	30906	$259.91
13	535373004	30906	$259.91
14	535410001	30906	$259.91
15	535410002	30906	$259.91
16	535410003	30906	$259.91
17	535410004	30906	$259.91
18	535411001	30906	$259.91
19	535411002	30906	$259.91
20	535411003	30906	$259.91
21	535411004	30906	$259.91
22	535411005	30906	$259.91
23	535411006	30906	$259.91
24	535411007	30906	$259.91
25	535411008	30906	$259.91
26	535411009	30906	$259.91
27	535411010	30906	$259.91
28	535412001	30906	$259.91
29	535412002	30906	$259.91
30	535412003	30906	$259.91
31	535412004	30906	$259.91
32	535412005	30906	$259.91
33	535412006	30906	$259.91
34	535412007	30906	$259.91
35	535412008	30906	$259.91
36	535412009	30906	$259.91
37	535412010	30906	$259.91
38	535412011	30906	$259.91
39	535412012	30906	$259.91
40	535412013	30906	$259.91
41	535412014	30906	$259.91
42	535412015	30906	$259.91
43	535412016	30906	$259.91
44	535412017	30906	$259.91
45	535412018	30906	$259.91
46	535412019	30906	$259.91

47	535412020	30906	$259.91
48	535412021	30906	$259.91
49	535412022	30906	$259.91
50	535412023	30906	$259.91
51	535412024	30906	$259.91
52	535412025	30906	$259.91
53	535412026	30906	$259.91
54	535412027	30906	$259.91
55	535412028	30906	$259.91
56	535412029	30906	$259.91
57	535412030	30906	$259.91
58	535412031	30906	$259.91
59	535412032	30906	$259.91
60	535412033	30906	$259.91
61	535421001	30906	$259.91
62	535421002	30906	$259.91
63	535421003	30906	$259.91
64	535421004	30906	$259.91
65	535421005	30906	$259.91
66	535421006	30906	$259.91
67	535421007	30906	$259.91
68	535421008	30906	$259.91
69	535421009	30906	$259.91
70	535421010	30906	$259.91
71	535421011	30906	$259.91
72	535421012	30906	$259.91
73	535421013	30906	$259.91
74	535421014	30906	$259.91
75	535421015	30906	$259.91
76	535421016	30906	$259.91
77	535421017	30906	$259.91
78	535421018	30906	$259.91
79	535421019	30906	$259.91
80	535421020	30906	$259.91
81	535422001	30906	$259.91
82	535422002	30906	$259.91
83	535422003	30906	$259.91
84	535422004	30906	$259.91
85	535422016	30906	$259.91
86	535422017	30906	$259.91
87	535422018	30906	$259.91

Total:	**Tract 30906**	**87**	**$22,612.17**

Number	APN	Tract	Assessment Unit (AU)
1	535422005	32370	$403.95
2	535422006	32370	$403.95
3	535422007	32370	$403.95
4	535422008	32370	$403.95
5	535422009	32370	$403.95
6	535422010	32370	$403.95
7	535422011	32370	$403.95
8	535422012	32370	$403.95
9	535422013	32370	$403.95
10	535422014	32370	$403.95
11	535423001	32370	$403.95
12	535423002	32370	$403.95
13	535423003	32370	$403.95
14	535423004	32370	$403.95
15	535423005	32370	$403.95
16	535423006	32370	$403.95
17	535423007	32370	$403.95
18	535423008	32370	$403.95
19	535423009	32370	$403.95

Total:	**Tract 32370**	**19**	**$7,675.05**

GRAND TOTALS:		**1,034 AUs**	**$159,169.91**

ATTACHMENT 3

(Tentative Schedule for Updating Landscape Maintenance District No. 1)

Item	Council Meeting
Resolution Initiating Update	February 13, 2024
Resolution of Intention (Approving Engineer's Report)	March 26, 2024
Resolution Confirming Assessment (Public Hearing)	May 14, 2024

ATTACHMENT 5

Landscape Maintenance District No. 1 Tracts/Zones and Assessments for Fiscal Year 2024/2025

Tract No.	No. of AU	Zone	Proposed Cost/AU (FY 2024/25)
22810	43	1	$108.90
22811	39	1	$108.90
22913	9	1	$108.90
30186	107	1	$108.90
30222	121	1	$108.90
21882	134	2	$113.31
23446	138	2	$113.31
29721	21	3	$113.31
32109	38	4	$113.31
23598	97	5	$98.91
28252	70	6	$259.91
30793	43	7	$259.91
31833	17	8	$259.91
31834	18	8	$259.91
31835	33	9	$259.91
30906*	87	10	$259.91
32370	19	11	$403.95
Total	**1,034**		**$159,169.91**

AU= Assessment Unit

CPI of 2.88% applied to 2005 Annexation No. 1 and 2023 Annexation No. 2 Tracts only, Zones 6 -11.

*Tract No. 30906 has a total of 303 AU; therefore, a total of 216 remain.

ATTACHMENT 6

PROJECTED ZONE RESERVE BALANCES

	Zone 1	Zone 2	Zone 3	Zone 4	Zone 5	Zone 6	Zone 7	Zone 8	Zone 9	Zone 10	Zone 11
24/25 Reserve Balance Available	$43,035.08	$38,180.47	$2,947.76	$5,334.04	$11,885.46	$22,538.51	$13,845.08	$11,269.25	$10,625.30	$28,012.14	$9,507.92
24/25 Total Costs	$53,376.15	$26,230.07	$4,882.09	$4,687.76	$13,411.88	$6,622.21	$7,824.13	$9,225.28	$6,991.04	$16,499.73	$5,337.75
24/25 Total Revenue	$34,739.10	$30,820.32	$2,379.51	$4,305.78	$9,594.27	$18,193.70	$11,176.13	$9,096.85	$8,577.03	$22,612.17	$7,675.05
24/25 Rev. – Expenses (Costs)	($18,637.05)	$4,590.25	($2,442.58)	($381.98)	($3,817.61)	$11,571.49	$3,352.00	($128.43)	$1,585.99	$6,112.44	$2,337.30
25/26 Reserve Balance	$24,398.03	$42,770.72	$505.17	$4,952.05	$8,067.85	$34,110.00	$17,197.08	$11,140.82	$12,211.29	$34,124.58	$11,845.22

CITY OF BANNING
STAFF REPORT

TO: **CITY COUNCIL**

FROM: **Douglas Schulze, City Manager**

PREPARED BY: **Ralph Wright, Parks and Recreation Director**
Ralph Wright, Parks and Recreation Director

MEETING DATE: **March 26, 2024**

SUBJECT: **Consideration of Introduction and First Reading of Ordinance 1602, Amending Section 3.36.020 (Definition) and Table C (Parks and Recreation Services) of Section 3.36.080 (Schedule of Fees and Service Charges) of Chapter 3.36 (Fee and Service Charge Revenue / Cost comparison of Title 3 (Finance and Revenue) of the Banning Municipal Code to define Direct Variable Program Costs and amend the cost recovery percentage of certain Parks and Recreation Program fees; and Consideration of Resolution 2024-52, adopting an amendment to the Community Services Department and Fee Group schedule of the Master Fee Schedule to amend fees and charges for certain parks and recreation programs and making a Determination of Exemption from the California Environmental Quality Act**

RECOMMENDATION:

1) Conduct the first reading of, and introduce Ordinance 1602, as read by title only; and
2) Adopt Resolution 2024-52.

BACKGROUND:

The Cost Recovery Subcommittee of the Parks and Recreation Commission and Parks and Recreation Commission as a whole have been reviewing the Parks and Recreation Program fees and is recommending changes to the existing fees to better align with the direct variable program costs. This requires a modification of the Banning Municipal Code to add the goal of 100% Direct Variable Program Cost recovery for Parks and Recreation program.

The Parks and Recreation fees were last modified as part of a City-wide Fee study adopted in 2019. Program fees will no longer be included in the City-wide Cost of service studies and will instead be reviewed annually by the Parks and Recreation Commission and as appropriate recommend changes to the City Council for adoption to reach the goal of covering 100% of the direct variable program costs at a minimum.

The Parks and Recreation Program fees with recommended adjustments consist of fees for youth sports, swim lessons, day camp, and the open recreational swim programs. These programs are labor dependent and much of the program costs are direct program staffing costs. Since the last fee adoption in 2019, staffing costs have significantly increased with minimum wage increases of over $5.00 per hour since the completion of the fee study.

The Parks and Recreation Commission reviewed each program's costs with the goal to have these

enrichment program fees cover the direct variable program costs. These are the direct program costs that would be eliminated if the program did not operate. For each program these costs include staffing, uniforms, program supplies, officials, etc. As part of this review, Recreation Program budget sheets were established showing the cost breakdown of each program, existing fee and subsidy level of the program on a per participant basis. Each program's direct cost breakdown information is listed and included in Exhibit A within the staff report.

Because fees have not been adjusted since the 2019 Master Fee Study was adopted, the existing fees are significantly below the cost recovery goal of 100% of the Direct Variable program Costs. To reach 100% Direct Variable Program Cost recovery, program fees would have to increased by 14% for Swim lessons, 57% for Day Camp, 64% to 73% for youth sports and almost 90% for the Open Swim program. The Parks and Recreation Commission felt that adjusting the fees for all program areas to the 100% cost recovery at this time would be too significant a burden for the participants and proposed adjusting the fees annually based on the goal to reach the direct variable program costs within the next two to three years by incrementally increasing the fees to reach the 100% cost recovery goal. The proposed fee adjustments, while significant, were felt to be a good step toward the cost recovery goal but not so significant that it would reduce participation due to the hardship it caused.

Additionally, the Parks and Recreation Department will be instituting soliciting sponsorships a support programs to assist in the cost recovery model and mitigate the hardship on the participants in the community.

As part of the fee setting process, staff inquired with local cities and developed a listing of comparable program fees as a barometer for the fee establishment. Even with the recommended increases with the proposed fees, Banning's program fees would be equal or below most all of the comparable city fees. This report is listed as Exhibit B within the staff report

Proposed Fee Adjustments information:

Youth Sports –

Staff evaluated both Youth Flag Football and Youth Basketball – Program costs include staffing, jerseys, program supplies, officials fees and awards. The current program fee is $40 per participant. After evaluating direct program expenditures and the program revenue the break-even fee would be $69.47 for Flag Football and $64.37 for Basketball. The proposed youth sports fee would be $60 and would include the value-added memory mate picture package for all participants. Staff would also begin to secure Team sponsorships for youth sports as an offset to program costs and aid in the goal of 100% cost recovery.

Aquatic's programs

Open Rec Swim –

Program costs are almost exclusively staffing with very minimal program supplies. The current program fee is $1.50 for children/seniors and $3 fee for adults per session.(An Average of $1.88 collected per participant.) After evaluating direct program expenditures and the program revenue the break-even fee would be an average of $3.58 per participant. The proposed open swim fee would be $2.50 for children/seniors and $3.50 for adults.

Swim Lessons –

Program costs are almost exclusively staffing with very minimal program supplies. The current program fee is $45 per participant with an added non-resident fee of $5. After evaluating direct program expenditures and the program revenue the break-even fee would be $51.43. The proposed Swim Lessons fee would be $50 for Residents and $55 for non-residents.

Day Camp -

Program costs include predominately staffing with approximately $400 per week for program supplies. Additionally, the current program is able to provide breakfast and lunch through the School District at no-

cost and the Outdoor Equity Program has allowed for group trips at no-cost. The current program fee is $60 per participant. After evaluating direct program expenditures and the program revenue the break-even fee would be $94.28. The proposed Day Camp fee would be $80.

Although the proposed fee increases would still result in fees that are still significantly less than or equal to almost all comparable cities, the Parks and Recreation recognizes that the proposed fee increases may provide a shock and hardship to residents. For this reason, they are recommending the securing of funding of the youth program scholarship fund through donations and or grants and the implementation of a family discount program families with multiple participants for the Day Camp and Youth Sports programming.

The proposal went to the City's Budget and Finance Committee for review on March 19, 2024 and the Committee recommended both Ordinance 1602 and Resolution 2024-52 amending certain parks and Recreation program fees go forward to the Banning City Council for final approval. If approved, the fees would be effective 60 days from the adoption of Resolution 2024-52 for Summer 2024 programming forward.

The Public Notice Summary for Ordinance 1602 and the proposed fee adjustments were published in the Record Gazette on March 15, 2024 and again on March 22, 2024.

JUSTIFICATION:

With a goal of having Parks and Recreation Program fees cover 100% direct variable program costs for applicable programming, the recommended fee increases would close the gap in direct program costs and direct program revenue but not reach that cost recovery goal.

It is anticipated that each subsequent year, the Parks and Recreation Commission would continue to evaluate the direct variable program costs for all of the department's established programs and incrementally bring forward proposed fee adjustments to reach the cost recovery goal of 100% of the direct variable program costs.

FISCAL IMPACT:

If the proposed fee increases are adopted and participation remained level for each program, it is anticipated that the program revenue would increase as follows per Fiscal Year:
Youth Sports –
Basketball – An increase of $6,000
Flag Football – An increase of $2,500
Soccer – An increase of $2,500
Aquatics –
Open Rec Swim – An increase of $10,500
Swim Lessons – An increase of $3,000
Day Camp – An increase of $13,500
Total potential revenue increase for included program of $38,000 per Fiscal Year

It is anticipated that fees will be reviewed again in late 2024 and on an annual basis to align with the goal of 100% Direct Variable Program Cost recovery.

ALTERNATIVES:

1. Conduct first reading and introduce Ordinance 1602, as read by title only, and adopt Resolution 2024-52, as recommended;
2. Conduct first reading and introduce Ordinance 1602, with minor clerical revisions only, and as read by title only, and adopt Resolution 2024-52, with modifications;
3. Provide alternative direction to staff.

ATTACHMENTS:

1. Ordinance 1602, Parks and Recreation Fees.docx
1. Resolution 2024-52, Parks and Recreation Fees.docx
2. Exhibit_A_-_Direct_program_Cost_breakdown.pdf
3. Exhibit_B_-_Local_City_Program_Fee_Comparison.pdf
4. Public Notice Summary - Ordinance 1602.docx
5. Master User Fee CC Resolution No. 2019-113.pdf

ORDINANCE 1602

AN ORDINANCE OF THE CITY OF BANNING, CALIFORNIA, AMENDING SECTIONS 3.36.020 (DEFINITION) AND TABLE C (PARKS AND RECREATION SERVICES) OF SECTION 3.36.080 (SCHEDULE OF FEES AND SERVICE CHARGES) OF CHAPTER 3.36 (FEE AND SERVICE CHARGE REVENUE/COST COMPARISON) OF TITLE 3 (REVENUE AND FINANCE) OF THE BANNING MUNICIPAL CODE TO DEFINE DIRECT VARIABLE COSTS, AND AMEND THE COST RECOVERY PERCENTAGE OF CERTAIN PARKS AND RECREATION PROGRAM FEES, AND MAKING A DETERMINATION OF EXEMPTION FROM THE CALIFORNIA ENVIRONMENTAL QUALITY ACT

The City Council of the City of Banning does hereby ordain as follows:

SECTION 1. Environmental Findings. The City Council has independently reviewed and considered the requirements of the California Environmental Quality Act ("CEQA"), and has determined that the code amendments contained in this Ordinance are exempt from CEQA pursuant to Section 15061(b)(3) of the CEQA Guidelines because it can be seen with certainty that there is no possibility these amendments may have a significant effect on the environment.

SECTION 2. Section 3.36.020 ("Definitions") of Chapter 3.36 ("Fee and Service Charge Revenue/Cost Comparison") of Title 3 ("Revenue and Finance") of the Banning Municipal Code is hereby amended to add a definition for "Direct Variable Program Costs" in alphabetical order to read as follows:

"Direct variable program costs" mean all applicable direct variable costs that would be eliminated if a program did not operate, including, without limitation, salaries, wages, fringe benefits, program specific supplies for program operation and maintenance, officials, and other direct expenses incurred.

SECTION 3. Table C ("Parks and Recreation Services") of Section 3.36.080 ("Schedule of Fees and Service charges of Chapter 3.36 ("Fee and Service Charge Revenue/Cost Comparison") of Title 3 ("Revenue and Finance") of the Banning Municipal Code is hereby amended as follows:

C. Parks and Recreation Services:

	Regulation, Product or Service	Percentage of Costs Reasonably Borne to be Recovered	Review Schedule
Number	Service Center		
S-57	Swim pool public oper.	~~25%~~100 % of direct variable program costs	Annual
S-58	Swimming lessons	~~50%~~100 % of Direct Variable Program Costs	Annual
S-59	Swim pool rental	50%	Annual
S-60	Youth sports league oper.	~~25%~~100 % of direct variable program costs	Seasonal
S-61	Adult sports league oper.	50%	Annual

S-62	Community center maint. & operation	50%	Annual
S-63	Youth recreation classes	25%	Seasonal
S-64	Adult recreation classes	75%	Seasonal
S-65	Senior citizen program	10%	Annual
S-66	Park facility maint. and operation	100%	Annual
S-67	Stagecoach days community celebration	0%	Annual
S-68	Noncity ballfield use	50%	Annual
S-69	Day camp(s)	100 % of direct variable program costs	Annual

SECTION 4. If any section, subsection, paragraph, clause or phrase in this Ordinance, or any part thereof, is for any reason held to be invalid or unconstitutional, such decision shall not affect the validity of the remaining section or portions of this Ordinance or any part thereof. The Council hereby declares that it would have passed each section, subsection, subdivision, paragraph, sentence, clause, or phrase of this Ordinance, irrespective of any one or more sections, subsections, subdivisions, paragraphs, sentence, clauses or phrases may be declared invalid or unconstitutional.

SECTION 5. The City Clerk is directed to certify the passage and adoption of this Ordinance; cause it to be entered into the City of Banning's book of original ordinances; make a note of the passage and adoption in the records of this meeting; and, within fifteen (15) days after the passage and adoption of this Ordinance, cause it to be published or posted in accordance with California law.

SECTION 6. This Ordinance will become effective on the thirty-first (31st) day following its passage and adoption.

PASSED, APPROVED AND ADOPTED this ____ day of _____, 2024.

_____
Alberto Sanchez, Mayor
City of Banning

ATTEST:

_____
Caroline Patton, Administrative City Clerk
City of Banning

APPROVED AS TO FORM:

_____

Serita Young, City Attorney
Richards, Watson & Gershon

CERTIFICATION:

I, Caroline Patton, Administrative City Clerk of the City of Banning, California, do hereby certify that Ordinance 1601 was duly introduced at a regular meeting of the City Council of the City of Banning, held on the 26th day of March 2024, and was duly adopted at a regular meeting of said City Council on the __th day of ____ 2024, by the following vote, to wit:

AYES:

NOES:

ABSENT:

ABSTAIN:

_____

Caroline Patton, Administrative City Clerk
City of Banning, California

RESOLUTION 2024-52

A RESOLUTION OF THE CITY COUNCIL OF THE CITY OF BANNING, CALIFORNIA, ADOPTING AN AMENDMENT TO THE COMMUNITY SERVICES DEPARTMENT AND FEE GROUP SCHEDULE OF THE MASTER USER FEE SCHEDULE TO AMEND FEES AND CHARGES FOR CERTAIN PARKS AND RECREATION PROGRAMS, AND MAKING A DETERMINATION OF EXEMPTION UNDER CEQA

WHEREAS, The City has not modified the Community Services Department and Fee Group schedule within the Master User Fee Schedule since 2019; and

WHEREAS, direct variable program costs have increased significantly since the City Council's adoption of the Master User Fee Schedule in 2019; and

WHEREAS, the City desires to charge fees for services that are reasonably borne from specific programs; and

WHEREAS, the Parks and Recreation Department has set a cost recovery goal of 100% cost recovery of direct variable program costs" for swimming pool operations, swim lessons, youth sports league operations, and day camp programs; and

WHEREAS, direct variable program costs include all program specific costs that would be eliminated if the specific program did not operate; and

WHEREAS, the direct variable program costs include all applicable direct program costs including, without limitation, direct staffing costs, and program supplies, including uniforms, awards, officials, and all other direct program supplies;

WHEREAS, Section 66018 of the Mitigation Fee Act (Gov. Code, § 66000 *et seq.*) authorizes the City to impose fees for parks and recreation program services, provided the City hold a public hearing, at which oral or written presentations can be made, as part of a regularly scheduled meeting; and

WHEREAS, City staff have prepared a fee analysis, as set forth in the corresponding March 26, 2024 regular City Council meeting staff report, that demonstrates that the proposed new fees do not exceed the estimated reasonable cost of providing the services for which the fees are levied; and

WHEREAS, on March 26, 2024, the City Council held a duly noticed public hearing to consider the adoption of an amendment to the Community Services Department and Fee Group schedule of the Master User Fee Schedule to adopt amended fees and charges related to certain parks and recreation programs; and

WHEREAS, all legal prerequisites prior to adoption of this Resolution have occurred.

NOW, THEREFORE, BE IT RESOLVED by the City Council of the City of Banning as follows:

SECTION 1. The findings and recitals set forth above are true and correct and are incorporated herein.

SECTION 2. CEQA Findings. City staff has evaluated the potential environmental impacts of the adoption of the proposed amendments to the Community Services Department and Fee Group of the Master User Fee Schedule pursuant to the California Environmental Quality Act ("CEQA"). The proposed actions do not constitute a "project" under CEQA pursuant to CEQA Guidelines Section 15378(b)(4) because these actions involve the creation of a government funding mechanism which does not involve any commitment to any specific project which may result in a potentially significant physical impact on the environment. In addition, these actions are statutorily exempt from CEQA under CEQA Guidelines Section 15273(a)(1) because these actions are establishing fees and charges to meet operating expenses, including employee wage rates and fringe benefits. The City Council has reviewed the administrative record concerning the proposed actions and the proposed CEQA determination, and based on its own independent judgment, finds that the proposed actions set forth in this Resolution are not subject to, or exempt from, the requirements of the CEQA and the State CEQA Guidelines pursuant to CEQA Guidelines Sections 15378(b)(4) and 15273(a)(1).

SECTION 3. Adoption of Amended User Fees and Services Charges for Certain Parks and Recreation Programs. The City Council hereby approves and adopts the following amended parks and recreation program user fees and service charges for the following City department and fee group: Community Services Department:

Municipal Pool								
#	Description	Current Fee/Charge	Unit	Notes	Operation Cost	Cost Recovery %	Suggested Fee	% +/-
1	Admissions							
1a	Open Swim sessions Adults	$3.00	per person		$3.58	97.8%	$3.50	
1b	Open Swim sessions Children/Seniors	$1.50	per person		$3.58	70.1%	$2.50	
2	Lessons							
2a	Resident	$45.00	per person		$51.43	97.2%	$50.00	
2a	Resident							
2b	Non-Resident	$50.00	per person		$56.43	97.4 %	$55.00	
Activities								
1	Youth Flag Football, Basketball, & Soccer	$40.00	per session/ per child		$64.37 – $69.47	86% to 93%	$60.00	
2	Day Camp	$60.00	per child/ per week		$94.28	85%	$80.00	

SECTION 4. Methodology for Calculation, Adjustment, and Collection of User Fees and Service Charges. The user fees and service charges amended in Section 3 of this Resolution are hereby adopted, and shall be calculated, adjusted, and collected in accordance with City ordinances.

The amount of the user fees and service charges may be adjusted annually for inflation on July 1st of each year by the percentage change in the Consumer Price Index for All Urban Consumers (CPI-U): Riverside-San Bernardino-Ontario (or any successor index). The calculation for that annual adjustment shall be made using the month of April over the month of April in the prior year.

SECTION 5. Effective Date of Amended User Fees and Service Charges. The user fees and service charges established in Section 3 of this Resolution shall be effective on the sixtieth (60th) day following the adoption of this Resolution.

SECTION 6. Repeal of Prior User Fees and Service Charges Adopted by Conflicting Resolutions. Any and all provisions of prior resolutions of the City Council establishing or modifying the user fees and service charges in the categories set forth in Section 3 of this Resolution, which duplicate or conflict with the provisions of this Resolution, are hereby repealed and replaced with the fees and charges set forth in Section 3 of this Resolution and the terms and conditions established by this Resolution upon the effective date of the new user fees and service charges as provided for in Section 5 of this Resolution.

SECTION 7. Severability. If any section, subsection, subdivision, paragraph, sentence, clause, or phrase of this Resolution or any part hereof is for any reason held to be invalid or unconstitutional, such decision shall not affect the validity of the remaining portion of this Resolution or any part thereof. The City Council hereby declares that it would have passed each section, subsection, subdivision, paragraph, sentence, clause, or phrase hereof, irrespective of the fact that any one or more section, subsection, subdivision, paragraph, sentence, clause, or phrase be declared invalid or unconstitutional.

SECTION 8. The City Clerk shall certify to the adoption of this Resolution and shall cause the certified Resolution to be filed in the book of original resolutions.

PASSED, APPROVED AND ADOPTED this 26th day of March, 2024.

Alberto Sanchez, Mayor
City of Banning

ATTEST:

Caroline Patton, Administrative City Clerk
City of Banning

APPROVED AS TO FORM:

Serita R. Young, City Attorney
Richards, Watson & Gershon

CERTIFICATION:

I, Caroline Patton, Administrative City Clerk of the City of Banning, California, do hereby certify that the foregoing Resolution 2024-52, was duly adopted by the City Council of the City of Banning, California, at a regular meeting thereof held on the 26th day of March 2024 by the following vote, to wit:

AYES:

NOES:

ABSENT:

ABSTAIN:

Caroline Patton, Administrative City Clerk
City of Banning, California

Exhibit A
Direct Program Cost Breakdown

Exhibit B
Local City Program Fee Comparison

Exhibit A - City of Banning Parks and Recreation - Direct Program cost breakdown 2022/23

Program	Participation	Revenue	Staff Exp	Op/supply Exp	Tot Exp	Net Cost	100 % CR Fee	Current Fee	Proposed Fee
Youth Basketball	300	$12,000.00	$7,913.00	$11,398.13	$19,311.13	-$7,311.13	$64.37	$40.00	**$60.00**
Youth Flag Football	125	$5,000.00	$4,083.00	$4,601.13	$8,684.13	-$3,684.13	$69.47	$40.00	**$60.00**
Open Rec Swim	9000 Child / Senior 3000 Adult	$22,500.00	$42,490.00	$500.00	$42,990.00	-$20,490.00	$3.58	$1.50 child / Senior $3 Adult	**$2.50 Child / Senior $3.50 Adult**
Swim Lessons	600	$27,875.00	$30,360.00	$500.00	$30,860.00	-$2,985.00	$51.43	$45 / $50 NR	**$50 / $55 NR**
Day Camp	450	$27,000.00	$39,424.00	$3,000.00	$42,424.00	-$15,424.00	$94.28	$60.00	**$80.00**

Note 1 : Youth Sports - Value added with new fee - Sponsorships and Memory Mate picture package

Note 2 :Open Rec Fee - Current avg fee - $1.88 - Proposed fee average $2.75

Note 3 : Day Camp Fee proposal - Subcommitte recommended Between $80 and $90 per session

22500	1.875
10500	
33000	2.75

Exhibit B - Local City Fee Comparison -- 2022-2023

City	Resident / non-resident	Youth Sports	Day Camp per week	Swim Lessons 2 week session	Open swim	Lap Swim
Apple Valley	$5	**$73.00**	**$139 FT $91 3 day**	$42.00	**$2.50 kids $4 adults**	**$4.00**
Beaumont	No	**$225.00**	N/A	N/A	N/A	N/A
Bloomington	No	**$85.00**	**$120.00**	N/A	N/A	N/A
Blythe	No	$40.00	N/A	N/A	N/A	N/A
Desert Recreation District	Yes	**$125.00**	**$140 per week**	**Res- $$62.50 Non Res - $72.50**	**$3 child / $4 Adult**	**$3 child / $4 Adult**
Fontana	Yes, varied	Resident- $73, Non Res- $88	**$105.00**	**Resident- $52, Non- $67**	**$5 to $7**	**Resident-$3, Non-$5**
Hemet	No	**$60.00**		**$65.00**	**Adult - $10, Youth- $9**	N/A
Moreno Valley	Yes	**$115.00**	**$135.00**	N/A	N/A	N/A
Palm Springs	Yes	**$95.00**		N/A	N/A	N/A
Rancho Cucamonga	Yes, varied	Resident: $169, Non: $183	**Resident- $168, Non- $182**	N/A	N/A	N/A
Redlands	No	**$85.00**	**$99.00**	N/A	N/A	N/A
San Jacinto	No	**$60.00**		N/A	N/A	N/A
Twentynine Palms	No	$53.00	**$175 2-weeks**	$48.83	**$3 kids / $4.25 Adults**	**$3 kids / $4.25 Adults**
Victorville	$5	**$65.00**	**$120 FT $86 Half day**	$46.00	$3 all	$3.00
Valley Wide	No	**$70.00**	**$100 to $150**	N/A	N/A	N/A
Yucca Valley	Yes	**$75.00**	**$80.00**	**$56.00**	N/A	N/A
Banning	Yes - Swim Lesson +$5	$40.00	$60.00	$45.00	$1.50 Kid $3 adult	$3.00
Banning Proposed Fees	Yes $5 to $10	$60.00	$80.00	$50.00	$2.50 child - $3.50 adult	$3.50 adult

Note: Banning Little League - $125 to $150 for 2024 baseball/softball season

City of Banning

Public Notice and Summary of Ordinance 1602

NOTICE IS HEREBY GIVEN that the City Council of the City of Banning will consider the adoption of the proposed Ordinance 1602 on Tuesday, March 26, 2024, at 5:00 p.m., or soon thereafter, in the Banning Council Chambers, 99 E. Ramsey Street, Banning, California.

SUMMARY OF ORDINANCE 1602

AN ORDINANCE OF THE CITY OF BANNING, CALIFORNIA, AMENDING SECTIONS 3.36.020 AND 3,36,080 (C) OF CHAPTER 3.86 (FEE AND SERVICE CHARGE REVENUE) OF TITLE 3 (REVENUE AND FINANCE) OF THE BANNING MUNICIPAL CODE TO ADD A DEFINITION OF DIRECT VARIABLE COSTS, AMEND THE COST RECOVERY PERCENTAGE OF CERTAIN PARKS AND RECREATION PROGRAM FEES, AND MAKING A DETERMINATION OF EXEMPTION FROM THE CALIFORNIA ENVIRONMENTAL QUALITY ACT

This is a summary of the above-entitled Ordinance 1602. This summary has been prepared and published in accordance with the requirements of Government Code Section 36933.

On March 26, 2024, City Staff will recommend that the City Council of the City of Banning Introduce and conduct the first reading of Ordinance 1602 modifying Chapter 3.36 (Fee and Service Charge Revenue/Cost Comparison) of Title 3 (Revenue and Finance).

Ordinance 1602 recommends amending Chapter 3.36.020 by Adding the definition of "Direct Variable Program Costs" as follows:

> "Direct Variable Program Costs" means all applicable direct variable costs that would be eliminated if a program did not operate, including to but not limited to salaries, wages, fringe benefits, program specific supplies for program operation and maintenance, officials and other direct expenses incurred.

Ordinance 1602 also recommends amending the Cost Recovery Table C in Section 3.36.080 (Schedule of fees and service charges) for Parks and Recreation Services to reflect a goal of 100% cost recovery of Direct Variable Program Costs for Number S-57(Swimming Pool Public Oper; S-58 (Swim Lessons); S-60-Youth Sports League Operations and S-69 – Day Camps

To observe the meeting, members of the public are invited to attend the Banning City Council meeting in person or to observe the live meeting through your personal computer you may use your computer or smart phone to enter the following or click on the link: https://banninglive.viebit.com or on the Banning Government Channel on Cable Television.

Submitted by:

_____

Caroline Patton, Deputy City Clerk
City of Banning, California
Dated: March 11, 2024
Publish Date: March X, 2024 and **March X, 2024**

RESOLUTION 2019-113

A RESOLUTION OF THE CITY COUNCIL OF THE CITY OF BANNING, CALIFORNIA, APPROVING THE COMPREHENSIVE USER FEE STUDY REPORT DATED JANUARY 2, 2019, ADOPTING AN UPDATED MASTER USER FEE SCHEDULE FOR THE FOLLOWING CITY DEPARTMENTS AND FEE GROUPS: FINANCE AND ADMINISTRATION; ANIMAL CONTROL; COMMUNITY SERVICES; AIRPORT; BUILDING; PLANNING; UTILITY BILLING; ELECTRIC UTILITY; POLICE; FIRE; AND ENGINEERING, MAKING A FINDING OF EXEMPTION UNDER CEQA, AND REPEALING PROVISIONS OF RESOLUTIONS ESTABLISHING OR MODIFYING USER FEES AND SERVICE CHARGES

WHEREAS, in adopting Chapter 3.36 of Title 3 of the Banning Municipal Code (the "Municipal Code"), the City Council of the City of Banning (the "City Council" of the "City") established the requirement for the ascertainment and recovery of costs reasonably borne, from fees and charges levied therefore, in providing the regulation, products, and services enumerated in Chapter 3.36;

WHEREAS, Section 3.36.040 of the Municipal Code directs the City Manager to annually/seasonally review fees and charges to recover the percentage of costs reasonably borne in providing the regulation, products or services enumerated in Chapter 3.36 and recommend changes to the City Council for adoption;

WHEREAS, the fees set forth in the Section 3.36.080 of the Municipal Code are less than the City's current cost of providing: development services (including planning related services, such as zoning variances, zoning changes, use permits, building inspections, building permits, the processing of maps under the provisions of the Subdivision Map Act (Gov. Code, § 66410 *et seq.*), and planning services under the authority of Chapter 3 ("Local Planning") of Division 1 of Title 7 of the Government Code (§ 65100 et seq.) or under any other authority); public safety services; parks and recreation services; utility and enterprise services; maintenance services; and finance and administrative services;

WHEREAS, Section 66014 of the Mitigation Fee Act (Gov. Code, § 66000 *et seq.*) authorizes the City to impose fees for zoning variances, zoning changes, use permits, building inspections, building permits, the processing of maps under the provisions of the Subdivision Map Act (Gov. Code, § 66410 *et seq.*), and planning services under the authority of Chapter 3 ("Local Planning") of Division 1 of Title 7 of the Government Code (§ 65100 *et seq.*) or under any other authority, provided those fees do not exceed the estimated reasonable cost of providing the service for which the fee is charged;

WHEREAS, Section 66013 of the Mitigation Fee Act further authorizes the City to impose fees for water or sewer connections provided those fees do not exceed the estimated reasonable cost of providing the service for which the fee is charged;

WHEREAS, the Mitigation Fee Act requires that the City prepare a fee study that complies with Government Code Section 66016, and demonstrates that the proposed new fees and increases in existing fees do not exceed the estimated amount required to provide the services for which the fees are levied;

WHEREAS, Willdan Finance Services has prepared the *Comprehensive User Fee Study Report* dated January 2, 2019 (the "*User Fee Study*"). The *User Fee Study* sets forth the methodologies for determining the estimated amount required to provide certain regulations, products, and services for which the proposed user fees and service charges will be levied (see page 8), describes the amount of cost, or estimated cost, required to provide certain regulations, products, and services for which the proposed user fees or service charges will be levied (see Appendix A) and the revenue sources anticipated to provide the regulations, products, and services, including General Fund revenues (see pages 10-11), and otherwise satisfies the requirements of the law and the Mitigation Fee Act, with regard to the imposition and collection of certain user fees and service charges;

WHEREAS, the City has made the *User Fee Study* available for public inspection and has published and mailed notices of the public hearing to consider the adoption of the proposed updated Master Fee Schedule in accordance with the Mitigation Fee Act;

WHEREAS, Section 66016(b) of the Mitigation Fee Act provides that any action by a local agency to levy a new fee or service charge or to approve an increase in an existing fee or service charge shall be taken only by ordinance or resolution;

WHEREAS, on September 10, 2019, the City Council held a duly noticed public hearing to consider proposed amendments to BMC Chapter 3.36, the approval of a Comprehensive User Fee Study Report prepared by Willdan Financial Services and dated January 2, 2019, and the adoption of an updated Master User Fee Schedule for the following City departments and fee groups: Finance and Administration; Animal Control; Community Services; Airport; Building; Planning; Utility Billing; Electric Utility; Police; Fire; and Engineering. Following the receipt of testimony, the City Council continued the matter off-calendar and forwarded the proposed updated Master User Fee Schedule to the Council's Budget & Finance Committee for further review and recommendations;

WHEREAS, on October 22, 2019, the City Council held a duly noticed public hearing to consider proposed amendments to BMC Chapter 3.36, the approval of a Comprehensive User Fee Study Report prepared by Willdan Financial Services and dated January 2, 2019, and the adoption of an updated Master User Fee Schedule for the following City departments and fee groups: Finance and Administration; Animal Control; Community Services; Airport; Building; Planning; Utility Billing; Electric Utility; Police; Fire; and Engineering. Following the receipt of testimony, and upon staff's recommendation, the City Council again forwarded the proposed updated Master User

Fee Schedule to the Council's Budget & Finance Committee for further review and recommendations;

WHEREAS, on December 10, 2019, the City Council held a duly noticed public hearing to consider proposed amendments to Municipal Code Chapter 3.36, the approval of the *User Fee Study*, and the adoption of an updated Master User Fee Schedule for the following City departments and fee groups: Finance and Administration; Animal Control; Community Services; Airport; Building; Planning; Utility Billing; Electric Utility; Police; Fire; and Engineering; and

WHEREAS, all legal prerequisites prior to the adoption of this Resolution have occurred.

NOW THEREFORE, the City Council of the City of Banning does hereby resolve, determine, find, and order as follows:

SECTION 1: ADOPTION AND INCORPORATION OF RECITALS

The findings and recitals set forth above are true and correct, and are incorporated herein.

SECTION 2: ENVIRONMENTAL EXEMPTION

The adoption of Ordinance No. 1553, the *User Fee Study*, and the proposed user fees and service charges specified in this Resolution, was reviewed in accordance with the criteria contained in the California Environmental Quality Act ("CEQA") and the State CEQA Guidelines. The City Council finds that adoption of Ordinance No. 1553, the *User Fee Study*, and the proposed user fees and service charges specified in this Resolution do not constitute a "project" under CEQA pursuant to State CEQA Guidelines Section 15378(b)(4) because these actions involve the creation of a government funding mechanism which does not involve any commitment to any specific project which may result in a potentially significant physical impact on the environment. In addition, the City Council finds that these actions are statutorily exempt from CEQA under CEQA Guidelines Sections 15273(a)(1) and (a)(2) because these actions are establishing fees to meet operating expenses, including employee wage rates and fringe benefits, and to purchase and/or lease supplies, equipment, and materials. The City Council hereby directs City staff to file the Notice of Exemption, attached to this Resolution as Exhibit B, with the County Clerk pursuant to CEQA Guidelines Section 15062 within five (5) days of the date that this Resolution is adopted.

SECTION 3: ADOPTION OF STUDY

The City Council hereby approves the *Comprehensive User Fee Study Report* prepared by Willdan Financial Services and dated January 2, 2019, and the findings contained therein. The City Council further adopts the methodology set forth in the *User Fee Study* (page 8) for calculating and collecting the user fees and service charges adopted herein. A copy of the *User Fee Study* shall be on file with the City Clerk and available during regular City business hours for public inspection.

SECTION 4: ADOPTION OF USER FEES AND SERVICES CHARGES

The City Council hereby approves and adopts, as its updated Master User Fee Schedule, the user fees and service charges for the following City departments and fee groups in accordance with the schedule set forth in Exhibit A attached hereto and incorporated herein by reference: Finance and Administration; Animal Control; Community Services; Airport; Building; Planning; Utility Billing; Electric Utility; Police; Fire; and Engineering.

SECTION 5: METHODOLOGY FOR CALCULATION, ADJUSTMENT, AND COLLECTION OF USER FEES AND SERVICE CHARGES

The user fees and service charges established in Exhibit A are hereby adopted, and shall be calculated, adjusted, and collected in accordance with City ordinances and the *User Fee Study*. The amount of the user fees and service charges may be adjusted annually for inflation on July 1st of each year by the percentage change in the Consumer Price Index for All Urban Consumers (CPI-U): Riverside-San Bernardino-Ontario (or any successor index). The calculation for that annual adjustment shall be made using the month of April over the month of April in the prior year.

SECTION 6: EFFECTIVE DATE OF NEW USER FEES AND SERVICE CHARGES

The user fees and service charges established by Section 4 of this Resolution shall be effective on the sixtieth (60th) day following the adoption of this Resolution.

SECTION 7: REPEAL OF PRIOR USER FEES AND SERVICE CHARGES ADOPTED BY CONFLICTING RESOLUTIONS

Any and all provisions of prior resolutions of the City Council establishing or modifying user fees and service charges in the categories established in the *User Fee Study* and set forth in Exhibit A, which duplicate or conflict with the provisions of this Resolution and Exhibit A, are hereby repealed and replaced with the fees and charges set forth in Exhibit A and the terms and conditions established by this Resolution upon the effective date of the new user fees and service charges as provided for in Section 6 of this Resolution.

SECTION 8: SEVERABILITY

If any section, subsection, subdivision, paragraph, sentence, clause, or phrase of this Resolution or any part hereof is for any reason held to be invalid or unconstitutional, such decision shall not affect the validity of the remaining portion of this Resolution or any part thereof. The City Council hereby declares that it would have passed each section, subsection, subdivision, paragraph, sentence, clause, or phrase hereof, irrespective of the fact that any one or more section, subsection, subdivision, paragraph, sentence, clause, or phrase be declared invalid or unconstitutional.

SECTION 9: CERTIFICATION

The City Clerk shall certify the adoption of this Resolution and shall cause a certified copy to be filed in the book of original Resolutions.

PASSED, APPROVED AND ADOPTED this 10th day of December, 2019.

Arthur L. Welch, Mayor
City of Banning

ATTEST:

Sonja De La Fuente, Deputy City Clerk
City of Banning

APPROVED AS TO FORM AND LEGAL CONTENT:

Kevin Ennis City Attorney
Richards, Watson & Gershon

CERTIFICATION:

I, Sonja De La Fuente, Deputy City Clerk of the City of Banning, California, do hereby certify that the foregoing Resolution 2019-113 was adopted at a regular meeting of the City Council of the City of Banning held on the 10th day of December, 2019, by the following vote, to wit:

AYES: Andrade, Happe, and Wallace

NOES: None

ABSENT: Peterson and Welch

ABSTAIN: None

Sonja De La Fuente, Deputy City Clerk
City of Banning, California

EXHIBIT A
MASTER FEE SCHEDULE
Effective 60 Days After Adoption

Adopted on December 10, 2019, and Effective on February 8, 2019

Exhibit A to Resolution 2019-113

Finance and Administration

Fees								
#	Description	Current Fee/Charge	Unit	Notes	Full Cost	Subsidy %	Suggested Fee	Fee Δ
1	Document Printing Fees - Black & White	$0.25	per copy		$0.25	NA	$0.25	$0
2	Document Printing Fees - Color	$0.35	per copy		$0.35	NA	$0.35	$0
3	Photocopying of Documents - Black & White	$0.25	per copy		$0.25	NA	$0.25	$0
4	Photocopying of Documents - Color	$0.35	per copy		$0.35	NA	$0.35	$0
5	Bound Document Fees	$1 plus Applicable per page charge		$1.00 for binding materials	Variable	NA	$1 plus Applicable per page charge	$0
6	Photocopy Fees - Oversized (maps)	Actual Cost			Variable	NA	Actual Cost	NA
7	Providing Agendas, Minutes, Packet, etc.	$0.25 plus postage if mailed	per page	Free if examined at City Hall.Free for Council, Affected Commissioners, Dept. Heads and Press.Free for Council Candidates two months prior to election.	$0.25	NA	$0.25 plus postage if mailed	$0
8	Document Certification	$0.25	per page		$0.25	NA	$0.25	$0
	Copy of Budget - Other Than	$0.25 plus postage if mailed		Regulatory Bodies, etc.	$0.25	NA	$0.25 plus postage if mailed	$0
10	Copy of Audit Report - Other	$0.25 plus postage if mailed		Than Regulatory Bodies, etc.	$0.25	NA	$0.25 plus postage if mailed	$0
11	Return Check Processing	$25.00	1st/2nd Check	1st returned check	NA	NA	California Code, Civil Code - CIV Sec. 1719	#VALUE!
12	Cassette Tape of Meeting, etc.	$9.00	per cassette		$9.00	NA	$9.00	$0
13	DVD of any live broadcast	$7.00	per DVD		$7.00	NA	$7.00	$0

Community Services Department

Municipal Pool

#	Description	Current Fee/Charge	Unit	Notes	Operation Cost	Subsidy %	Suggested Fee	% +/-
1	**Admissions**							
1a	Open swim sessions Adults	$2.50	per person		$4.70	36%	$3.00	20%
1b	Open swim sessions Children/Seniors	$1.50	per person		$2.35	36%	$1.50	0%
2	**Lessons**							
2a	Resident	$40.00	per person		$46.97	4%	$45.00	13%
2b	Non-Resident	$45.00	per person		$50.00	0%	$50.00	11%
4	Private Rentals	$110.00	per hour/ 2 hour minimum		$161.80	0%	$161.00	46%
5	Cabana Rentals (during open swim)	$60.00	Per Reservation		$209.52	67%	$69.00	15%
6	Junior Life Guard Classes	$50.00	per person		NA	NA	$65.00	30%
7	Water Exercise	$3.00	per class		NA	NA	$3.50	17%
8	Water Exercise - Punch Card - 10 Classes	$25.00	per card		NA	NA	$30.00	20%

Activites

#	Description	Current Fee/Charge	Unit	Notes	Operation Cost	Subsidy %	Suggested Fee	% +/-
1	Youth Flag Football, Basketball & Soccer	$30.00	per session/per child		$40.05	0%	$40.00	33%
2	Day Camp	$50.00	per child/per week		$76.90	22%	$60.00	20%
3	Contract Class Fees	$20.00 - $50.00	monthly	Fees set by instructor	$107.36	0%	$20.00 - $50.00	
4	Contract Class Fees	$3.00 - $5.00	per class	Fees set by instructor	$107.36	0%	$3.00 - $5.00	
5	Adult Sport Leagues - Softball	$300.00	per team		$366.93	5%	$350.00	17%
6	Adult Sport Leagues - Basketball	$125.00	per team		$291.93	4%	$280.00	124%

Community Center Rental

#	Description	Current Fee/Charge	Unit	Notes	Operation Cost	Subsidy %	Suggested Fee	% +/-
1	**Private Rates**							
1a	Gymnasium	$120.00	per rental		$201.49	31%	$140.00	17%
1b	Large Mtg Room	$60.00	per rental		$82.03	15%	$70.00	17%
1c	Small Mtg Room	$60.00	per rental		$68.79	13%	$60.00	0%
1d	Kitchen & Gym	$300.00	per rental		$329.46	1%	$325.00	8%
2	**Non-Profit Rates**							
2a	Gymnasium	$60.00	per rental		$201.49	65%	$70.00	17%
2b	Large Mtg Room	$30.00	per rental		$82.03	57%	$35.00	17%
2c	Small Mtg Room	$30.00	per rental		$68.79	49%	$35.00	17%
2d	Kitchen & Gym	$175.00	per rental		$329.46	39%	$200.00	14%

Community Services Department

Senior Center Rental

#	Description	Current Fee/Charge	Unit	Notes	Operation Cost	Subsidy %	Suggested Fee	% +/-
1	**Private Rates**							
1a	Nutrition Site	$85.00	per rental		$108.51	8%	$100.00	18%
1b	Multi-Purpose Room	$85.00	per rental		$92.03	2%	$90.00	6%
2	**Non-Profit Rates**							
2a	Nutrition Site	$45.00	per rental		$108.51	49%	$55.00	22%
2b	Multi-Purpose Room	$45.00	per rental		$82.03	33%	$55.00	22%

Parks Facilities

#	Description	Current Fee/Charge	Unit	Notes	Operation Cost	Subsidy %	Suggested Fee	% +/-
1	**Private Rates**							
1a	Park Picnic Shelter	$25.00	per rental		$43.52	31%	$30.00	20%
1b	Ballfield	$25.00	per rental		$33.52	10%	$30.00	20%
1c	Ballfield Lights - 2 hour minimum	$15.00	per hour		$61.61	72%	$17.00	13%
1d	Dysart Park	$120.00	per day		$145.66	0%	$145.00	21%
1e	Amphitheater & Stage	$35.00	per rental		$45.01	0%	$45.00	29%
1f	Laura May Stewart Building	$85.00	per rental		NA	NA	$90.00	6%
1g	Roosevelt Park Building	New	per rental		NA	NA	$90.00	
1h	Roosevelt Soccer Field	New	per rental		NA	NA	$35.00	

Staffing Fees

#	Description	Current Fee/Charge	Unit	Notes	Operation Cost	Subsidy %	Suggested Fee	% +/-
1	Monday - Thursday 8:00am - 9:00pm	$12.00	per hour		$20.00	0%	$20.00	67%
2	Monday - Thursday after 5pm, Fri, Sat, Sun and City Holidays	$21.00	per hour		$27.15	1%	$27.00	29%

No changes, 5 year plan in place

Airport Fees

Fees								
#	Description	Current Fee/Charge	Unit	Resolution/ Ordinance	Full Cost	Subsidy %	Suggested Fee	Fee Δ
1	Fuel Sales	Invoice + 25%		Reso. 2015-67	NA	NA	Per Reso 2015-67	NA
2	Tiedown Permanent	$43.75	per month	Reso. 2015-67	NA	NA	Per Reso 2015-67	NA
3	Tiedown Temporary	$4.00	per night	Reso. 2015-67	NA	NA	Per Reso 2015-67	NA
4	City Hangars - A/B Row	$311.50	per month	Reso. 2015-67	NA	NA	Per Reso 2015-67	NA
5	City Hangars - A/B Corner	$382.50	per month	Reso. 2015-67	NA	NA	Per Reso 2015-67	NA
6	City Hangars - C/D Row	$278.75	per month	Reso. 2015-67	NA	NA	Per Reso 2015-67	NA
7	City Hangars - C/D Corner	$349.75	per month	Reso. 2015-67	NA	NA	Per Reso 2015-67	NA
8	City Hangars - E Row	$295.25	per month	Reso. 2015-67	NA	NA	Per Reso 2015-67	NA
9	City Hangars - E Corner	$322.50	per month	Reso. 2015-67	NA	NA	Per Reso 2015-67	NA
10	City Hangars - F-1	$164.00	per month	Reso. 2015-67	NA	NA	Per Reso 2015-67	NA
11	Farrell/Cooper Hangars - FC B-1 thru FC B-8	$175.00	per month	Reso. 2015-67	NA	NA	Per Reso 2015-67	NA
12	Farrell/Cooper Hangars - FC C-1 thru FC D-e	$186.00	per month	Reso. 2015-67	NA	NA	Per Reso 2015-67	NA
13	Farrell/Cooper Hangars - FC S-1 thru FC S-6	$49.25	per month	Reso. 2015-67	NA	NA	Per Reso 2015-67	NA
14	Farrell/Cooper Hangars - FC A & E	$360.75	per month	Reso. 2015-67	NA	NA	Per Reso 2015-67	NA
15	Beasley Hangar	$295.25	per month	Reso. 2015-67	NA	NA	Per Reso 2015-67	NA
16	Access Fees	$20.00	per plane, per month	Reso. 2015-67	NA	NA	Per Reso 2015-67	NA

Building Department Misc. Fee Schedule

Fees								
#	Description	Current Fee/Charge	Unit	Notes	Resolution/ Ordinance	Full Cost	Subsidy %	Suggested Fee	Fee Δ
1	Air handling/ heating or cooling unit replacement	$44.00	Each		Chapter 1, Section 1.8.4 of CBC.	$115.50	0%	$115.00	$0
2	Additional plan review	$176.00	Hour		Chapter 1, Section 1.8.4 of CBC.	$133.00	0%	$133.00	$0
3	Additional plan review- Engineering	$176.00	Hour		Chapter 1, Section 1.8.4 of CBC.	$165.00	0%	$165.00	$0
4	Awning/ canopy (supported by building)	New	Each		Chapter 1, Section 1.8.4 of CBC.	$163.00	0%	$163.00	$0
5	Balcony/ deck	$308.00	Each		Chapter 1, Section 1.8.4 of CBC.	$305.50	0%	$305.00	$0
6	Balcony/ deck railing repair	$176.00	Each		Chapter 1, Section 1.8.4 of CBC.	$190.50	0%	$190.00	$0
7	Carport- custom	$176.00	Each		Chapter 1, Section 1.8.4 of CBC.	$570.50	0%	$570.00	$0
8	Carport- ICC, IAPMO, handout	$220.00	Each		Chapter 1, Section 1.8.4 of CBC.	$305.50	0%	$305.00	$0
	Cell tower- modifications	$308.00			Chapter 1, Section 1.8.4 of CBC.	$265.50	0%	$265.00	$0
10	Cell tower- new	$308.00	Each		Chapter 1, Section 1.8.4 of CBC.	$854.50	0%	$854.00	$0
11	Change of occupancy	$176.00	Each		Chapter 1, Section 1.8.4 of CBC.	$251.50	0%	$251.00	$0
12	Certificate of Occupancy (Enhanced)	New	Each		Chapter 1, Section 1.8.4 of CBC.	$25.00	0%	$25.00	$0
13	Demolition of building	$132.00	Each Building		Chapter 1, Section 1.8.4 of CBC.	$256.00	0%	$256.00	$0
14	Electric panel replacement	New	Each		Chapter 1, Section 1.8.4 of CBC.	$115.50	0%	$115.00	$0.50
15	Exterior wall covering replacement (up to 400 s.f.)	$264.00			Chapter 1, Section 1.8.4 of CBC.	$253.00	0%	$253.00	$0
16	Fireplace- custom	$176.00	Each		Chapter 1, Section 1.8.4 of CBC.	$353.00	0%	$353.00	$0
17	Fireplace- pre-fabricated with engineering	$176.00	Each		Chapter 1, Section 1.8.4 of CBC.	$330.50	0%	$330.00	$0.50
18	Flag pole (over 20' in height)	$132.00			Chapter 1, Section 1.8.4 of CBC.	$388.00	0%	$388.00	$0
19	Grease trap/ interceptor	$22.00	Each		Chapter 1, Section 1.8.4 of CBC.	$198.00	0%	$198.00	$0

Building Department Misc. Fee Schedule

Fees								
#	Description	Current Fee/Charge	Unit	Notes	Resolution/ Ordinance	Full Cost	Subsidy %	Suggested Fee	Fee Δ
20	Hood- other than Type 1 (including ducts)	$213.00	Each		Chapter 1, Section 1.8.4 of CBC.	$298.00	0%	$298.00	$0
21	Hood- Type 1 (includes exhaust system)	$44.00	Each		Chapter 1, Section 1.8.4 of CBC.	$380.50	0%	$380.00	$0.50
22	Inspection Fee- Hourly	$88.00	Hour		Chapter 1, Section 1.8.4 of CBC.	$110.00	0%	$110.00	$0
23	Job card- replace/ duplicate	$45.00	Each		Chapter 1, Section 1.8.4 of CBC.	$60.50	0%	$60.00	$0.50
24	Lighting pole (up to 6)	$75.00	6		Chapter 1, Section 1.8.4 of CBC.	$463.00	0%	$463.00	$0
25	Lighting pole (up to 6 additional)	$44.00	6		Chapter 1, Section 1.8.4 of CBC.	$105.00	0%	$105.00	$0
26	Manufactured home- installation on private property	$176.00	Each		Chapter 1, Section 1.8.4 of CBC.	$348.00	0%	$348.00	$0
27	Modular unit- installation on private property	$176.00	Each		Chapter 1, Section 1.8.4 of CBC.	$409.00	0%	$409.00	$0
	Patio cover- custom	New	Each		Chapter 1, Section 1.8.4 of CBC.	$323.00	0%	$323.00	$0
29	Patio cover- metal, ICC, IAPMO	$176.00	Each		Chapter 1, Section 1.8.4 of CBC.	$165.50	0%	$165.00	$0.50
30	Patio cover- wood, ICC, IAPMO or handout	$176.00	Each		Chapter 1, Section 1.8.4 of CBC.	$323.00	0%	$323.00	$0
31	Patio enclosure	$440.00	Each		Chapter 1, Section 1.8.4 of CBC.	$350.50	0%	$350.00	$0.50
32	Plan check	$176.00	Each		Chapter 1, Section 1.8.4 of CBC.	$125.00	0%	$125.00	$0
33	Plan check- Structural Engineer	$176.00	Each		Chapter 1, Section 1.8.4 of CBC.	$247.50	0%	$247.00	$0.50
34	Pool/spa- commercial	$484.00	each		Chapter 1, Section 1.8.4 of CBC.	$714.50	0%	$714.00	$0.50
35	Pool/spa- residential custom	$484.00	Each		Chapter 1, Section 1.8.4 of CBC.	$521.00	0%	$521.00	$0
36	Pool/spa- residential fiberglass/ vinyl-lined	$308.00	Each		Chapter 1, Section 1.8.4 of CBC.	$355.50	0%	$375.00	$0.50
37	Pool/spa- residential gunnite	$484.00	Each		Chapter 1, Section 1.8.4 of CBC.	$438.00	0%	$438.00	$0
38	Re-Inspection	$44.00	Each		Chapter 1, Section 1.8.4 of CBC.	$121.00	0%	$121.00	$0

Building Department Misc. Fee Schedule

Fees								
#	Description	Current Fee/Charge	Unit	Notes	Resolution/ Ordinance	Full Cost	Subsidy %	Suggested Fee	Fee Δ
39	Re-roof- commercial (for each 3,000 s.f.)	$264.00	3,000 s.f.		Chapter 1, Section 1.8.4 of CBC.	$198.00	0%	$198.00	$0
40	Re-roof- multifamily (for each 3,000 s.f.)	$264.00	3,000 s.f.		Chapter 1, Section 1.8.4 of CBC.	$198.00	0%	$198.00	$0
41	Re-roof- SFD	$264.00	Each Building		Chapter 1, Section 1.8.4 of CBC.	$198.00	0%	$198.00	$0
42	Research- hourly	$132.00	Hourly		Chapter 1, Section 1.8.4 of CBC.	$91.00	0%	$91.00	$0
43	Residential bathroom remodel- no structural/wall changes	Valuation	Each		Chapter 1, Section 1.8.4 of CBC.	$248.00	0%	$248.00	$0
44	Residential kitchen remodel- no structural/wall changes	Valuation	Each		Chapter 1, Section 1.8.4 of CBC.	$273.00	0%	$273.00	$0
45	Retrofit foundation for a modular or mobil unit	$176.00	Each		Chapter 1, Section 1.8.4 of CBC.	$140.50	0%	$140.00	$0.50
46	Sales office- conversion to residential or garage use	Valuation	Each		Chapter 1, Section 1.8.4 of CBC.	$140.50	0%	$140.00	$0.50
	Septic tank	$176.00	Each		Chapter 1, Section 1.8.4 of CBC.	$223.00	0%	$223.00	$0
48	Sign- monument	$176.00	Each		Chapter 1, Section 1.8.4 of CBC.	$396.00	0%	$396.00	$0
49	Sign- pole/ billboard	$440.00	Each		Chapter 1, Section 1.8.4 of CBC.	$528.50	0%	$528.00	$0.50
50	Sign- wall	$220.00	Each		Chapter 1, Section 1.8.4 of CBC.	$190.50	0%	$190.00	$0.50
51	Site investigation	$176.00	Each		Chapter 1, Section 1.8.4 of CBC.	$278.00	0%	$278.00	$0
52	Solar- commercial (each additional kw)	Valuation	1kw		Chapter 1, Section 1.8.4 of CBC.	$122.00	0%	$122.00	$0
53	Solar- commercial (up to 4 kw)	Valuation	4 kw		Chapter 1, Section 1.8.4 of CBC.	$243.00	0%	$243.00	$0
54	Solar- ground mount	Valuation	Each		Chapter 1, Section 1.8.4 of CBC.	$470.50	0%	$470.00	$0.50
55	Solar- residential rooftop (more than 10 kw)	$318.50	Each		Chapter 1, Section 1.8.4 of CBC.	$373.00	0%	$373.00	$0
56	Solar- residential rooftop (up to 10 kw)	$318.50	10 kw		Chapter 1, Section 1.8.4 of CBC.	$268.00	0%	$268.00	$0
57	Solar- residential water heater	$88.00	Each		Chapter 1, Section 1.8.4 of CBC.	$257.50	0%	$257.00	$0.50

Building Department Misc. Fee Schedule

Fees								
#	Description	Current Fee/Charge	Unit	Notes	Resolution/ Ordinance	Full Cost	Subsidy %	Suggested Fee	Fee Δ
58	Special Inspector application	New	Each		Chapter 1, Section 1.8.4 of CBC.	$33.00	0%	$33.00	$0
59	Stairs- each flight	$176.00	per flight		Chapter 1, Section 1.8.4 of CBC.	$215.50	0%	$215.00	$0
60	Storage racks (each 100 L.F.)	$176.00	per 100 lf.		Chapter 1, Section 1.8.4 of CBC.	$154.25	0%	$154.00	$0
61	Temporary construction or sales trailer	88.00 hr	Each		Chapter 1, Section 1.8.4 of CBC.	$148.50	0%	$148.00	$0.50
62	Temporary electrical service	$88.00	Each		Chapter 1, Section 1.8.4 of CBC.	$168.00	0%	$168.00	$1
63	Temporary electrical service (each additional pole)	$8.00	Each		Chapter 1, Section 1.8.4 of CBC.	$110.00	0%	$115.00	$13
64	Utility release	New	Each		Chapter 1, Section 1.8.4 of CBC.	$115.50	0%	$115.00	$0.50
[illegible]	Walk-in tub	$176.00	Each		Chapter 1, Section 1.8.4 of CBC.	$198.00	0%	$198.00	$0
[illegible]	Wall- combo (each 300 L.F.)	$924.00	300 lf.		Chapter 1, Section 1.8.4 of CBC.	$308.00	0%	$308.00	$0
67	Wall- freestanding (each 300 L.F.)	$924.00	300 lf.		Chapter 1, Section 1.8.4 of CBC.	$333.00	0%	$333.00	$0
68	Wall- pilaster	$308.00	Each		Chapter 1, Section 1.8.4 of CBC.	$333.00	0%	$333.00	$0
69	Wall- retaining- custom (each 50 L.F.)	$528.00	50 lf.		Chapter 1, Section 1.8.4 of CBC.	$538.50	0%	$538.00	$0
70	Wall- retaining- handout (each 50 L.F.)	$528.00	50 lf.		Chapter 1, Section 1.8.4 of CBC.	$278.00	0%	$278.00	$0
71	Water heater replacement	$15.00	Each		Chapter 1, Section 1.8.4 of CBC.	$115.50	0%	$115.00	$0
72	Water/gas piping- installation, alteration or repair	$8.00	Each		Chapter 1, Section 1.8.4 of CBC.	$280.50	0%	$280.00	$0
73	Window/door replacement- residential, no changes to framing	$132.00	Each		Chapter 1, Section 1.8.4 of CBC.	$248.00	0%	$248.00	$0

Building New or Add SF

The Fee defaults to full cost, but can be manualy changed in this column. The per 100 s.f. will automatically update

BUILDING PERMIT FEES - Plan Check, Inspection and Permit Fees Combined

UBC Class	UBC Occupancy	Square Footage	Old Construction Fee Schedule				New Construction Fee Schedule - 100% Cost Recovery			
	Commercial- New	1,001	1,826.00	plus	25.31	for each additional 100 s.f. or fraction thereof > half of 100 s.f., to and including 5,000 s.f.	$2,925.38	plus	26.92	for each additional 100 s.f. or fraction thereof > half of 100 s.f., to and including 5,000 s.f.
		5,001	2,838.00	plus	22.02	for each additional 100 s.f. or fraction thereof > half of 100 s.f., to and including 10,000 s.f.	4,002.00	plus	30.89	for each additional 100 s.f. or fraction thereof > half of 100 s.f., to and including 10,000 s.f.
		10,001	3,939.00	plus	7.45	for each additional 100 s.f. or fraction thereof > half of 100 s.f., to and including 20,000 s.f.	5,546.25	plus	20.99	for each additional 100 s.f. or fraction thereof > half of 100 s.f., to and including 20,000 s.f.
		20,001	4,684.00	plus	7.54	for each additional 100 s.f. or fraction thereof > half of 100 s.f., to and including 50,000 s.f.	7,645.13	plus	9.10	for each additional 100 s.f. or fraction thereof > half of 100 s.f., to and including 50,000 s.f.
		50,001	6,945.00	plus	8.31	for each additional 100 s.f. or fraction thereof > half of 100 s.f., to and including 100,000 s.f.	10,374.75	plus	6.26	for each additional 100 s.f. or fraction thereof > half of 100 s.f., to and including 100,000 s.f.
		100,001	11,100.00	plus	11.10	for each additional 100 s.f. or fraction thereof	13,506.75	plus	8.37	for each additional 100 s.f. or fraction thereof
	Tenant Improvements	1	1,151.00	plus	15.77	for each additional 100 s.f. or fraction thereof > half of 100 s.f., to and including 800 s.f.	$1,892.25	plus	47.58	for each additional 100 s.f. or fraction thereof > half of 100 s.f., to and including 800 s.f.
		801	1,782.00	plus	13.78	for each additional 100 s.f. or fraction thereof > half of 100 s.f., to and including 1250 s.f.	2,272.88	plus	89.42	for each additional 100 s.f. or fraction thereof > half of 100 s.f., to and including 1250 s.f.
		1,251	2,471.00	plus	4.55	for each additional 100 s.f. or fraction thereof > half of 100 s.f., to and including 2500 s.f.	2,675.25	plus	54.81	for each additional 100 s.f. or fraction thereof > half of 100 s.f., to and including 2500 s.f.
		2,501	2,926.00	plus	4.83	for each additional 100 s.f. or fraction thereof > half of 100 s.f., to and including 5000 s.f.	3,360.38	plus	26.97	for each additional 100 s.f. or fraction thereof > half of 100 s.f., to and including 5000 s.f.
		5,001	4,375.00	plus	5.15	for each additional 100 s.f. or fraction thereof > half of 100 s.f., to and including 12,500 s.f.	4,034.63	plus	9.43	for each additional 100 s.f. or fraction thereof > half of 100 s.f., to and including 12,500 s.f.
		12,501	6,950.00	plus	6.95	for each additional 100 s.f. or fraction thereof	4,741.50	plus	12.72	for each additional 100 s.f. or fraction thereof
	Industrial - New	1,001	1,565.00	plus	22.47	for each additional 100 s.f. or fraction thereof > half of 100 s.f., to and including 5,000 s.f.	$2,631.75	plus	17.67	for each additional 100 s.f. or fraction thereof > half of 100 s.f., to and including 5,000 s.f.
		5,001	2,464.00	plus	19.36	for each additional 100 s.f. or fraction thereof > half of 100 s.f., to and including 10,000 s.f.	3,338.63	plus	20.01	for each additional 100 s.f. or fraction thereof > half of 100 s.f., to and including 10,000 s.f.
		10,001	3,432.00	plus	6.94	for each additional 100 s.f. or fraction thereof > half of 100 s.f., to and including 20,000 s.f.	4,339.13	plus	13.05	for each additional 100 s.f. or fraction thereof > half of 100 s.f., to and including 20,000 s.f.
		20,001	4,126.00	plus	6.20	for each additional 100 s.f. or fraction thereof > half of 100 s.f., to and including 50,000 s.f.	5,644.13	plus	4.28	for each additional 100 s.f. or fraction thereof > half of 100 s.f., to and including 50,000 s.f.
		50,001	5,985.00	plus	7.53	for each additional 100 s.f. or fraction thereof > half of 100 s.f., to and including 100,000 s.f.	6,927.38	plus	4.26	for each additional 100 s.f. or fraction thereof > half of 100 s.f., to and including 100,000 s.f.
		100,001	9,750.00	plus	9.75	for each additional 100 s.f. or fraction thereof	9,058.88	plus	5.52	for each additional 100 s.f. or fraction thereof
F-1	Woodworking	1,001	1,095.00	plus	30.74	for each additional 100 s.f. or fraction thereof > half of 100 s.f., to and including 5,000 s.f.	$0.00	plus	-	for each additional 100 s.f. or fraction thereof > half of 100 s.f., to and including 5,000 s.f.
		5,001	1,710.00	plus	26.65	for each additional 100 s.f. or fraction thereof > half of 100 s.f., to and including 10,000 s.f.	-	plus	-	for each additional 100 s.f. or fraction thereof > half of 100 s.f., to and including 10,000 s.f.
		10,001	2,376.00	plus	9.18	for each additional 100 s.f. or fraction thereof > half of 100 s.f., to and including 20,000 s.f.	-	plus	-	for each additional 100 s.f. or fraction thereof > half of 100 s.f., to and including 20,000 s.f.
		20,001	2,835.00	plus	8.93	for each additional 100 s.f. or fraction thereof > half of 100 s.f., to and including 50,000 s.f.	-	plus	-	for each additional 100 s.f. or fraction thereof > half of 100 s.f., to and including 50,000 s.f.
		50,001	4,175.00	plus	10.16	for each additional 100 s.f. or fraction thereof > half of 100 s.f., to and including 100,000 s.f.	-	plus	-	for each additional 100 s.f. or fraction thereof > half of 100 s.f., to and including 100,000 s.f.
		100,001	6,715.00	plus	13.43	for each additional 100 s.f. or fraction thereof	-	plus	-	for each additional 100 s.f. or fraction thereof
F-2	Steel Production/Fabrication	1,001	1,930.00	plus	13.83	for each additional 100 s.f. or fraction thereof > half of 100 s.f., to and including 5,000 s.f.	$0.00	plus	-	for each additional 100 s.f. or fraction thereof > half of 100 s.f., to and including 5,000 s.f.
		5,001	3,036.00	plus	11.92	for each additional 100 s.f. or fraction thereof > half of 100 s.f., to and including 10,000 s.f.	-	plus	-	for each additional 100 s.f. or fraction thereof > half of 100 s.f., to and including 10,000 s.f.
		10,001	4,228.00	plus	4.24	for each additional 100 s.f. or fraction thereof > half of 100 s.f., to and including 20,000 s.f.	-	plus	-	for each additional 100 s.f. or fraction thereof > half of 100 s.f., to and including 20,000 s.f.
		20,001	5,076.00	plus	3.84	for each additional 100 s.f. or fraction thereof > half of 100 s.f., to and including 50,000 s.f.	-	plus	-	for each additional 100 s.f. or fraction thereof > half of 100 s.f., to and including 50,000 s.f.
		50,001	7,380.00	plus	4.62	for each additional 100 s.f. or fraction thereof > half of 100 s.f., to and including 100,000 s.f.	-	plus	-	for each additional 100 s.f. or fraction thereof > half of 100 s.f., to and including 100,000 s.f.
		100,001	12,000.00	plus	6.00	for each additional 100 s.f. or fraction thereof	-	plus	-	for each additional 100 s.f. or fraction thereof
H-4	Repair Garage	1,001	2,023.00	plus	28.62	for each additional 100 s.f. or fraction thereof > half of 100 s.f., to and including 5,000 s.f.	$0.00	plus	-	for each additional 100 s.f. or fraction thereof > half of 100 s.f., to and including 5,000 s.f.
		5,001	3,168.00	plus	24.76	for each additional 100 s.f. or fraction thereof > half of 100 s.f., to and including 10,000 s.f.	-	plus	-	for each additional 100 s.f. or fraction thereof > half of 100 s.f., to and including 10,000 s.f.
		10,001	4,406.00	plus	8.66	for each additional 100 s.f. or fraction thereof > half of 100 s.f., to and including 20,000 s.f.	-	plus	-	for each additional 100 s.f. or fraction thereof > half of 100 s.f., to and including 20,000 s.f.
		20,001	5,272.00	plus	8.16	for each additional 100 s.f. or fraction thereof > half of 100 s.f., to and including 50,000 s.f.	-	plus	-	for each additional 100 s.f. or fraction thereof > half of 100 s.f., to and including 50,000 s.f.
		50,001	7,720.00	plus	9.50	for each additional 100 s.f. or fraction thereof > half of 100 s.f., to and including 100,000 s.f.	-	plus	-	for each additional 100 s.f. or fraction thereof > half of 100 s.f., to and including 100,000 s.f.
		100,001	12,470.00	plus	12.47	for each additional 100 s.f. or fraction thereof	-	plus	-	for each additional 100 s.f. or fraction thereof
H-5	Aircraft Hangar	1,001	2,194.00	plus	29.18	for each additional 100 s.f. or fraction thereof > half of 100 s.f., to and including 5,000 s.f.	$0.00	plus	-	for each additional 100 s.f. or fraction thereof > half of 100 s.f., to and including 5,000 s.f.
		5,001	3,366.00	plus	25.75	for each additional 100 s.f. or fraction thereof > half of 100 s.f., to and including 10,000 s.f.	-	plus	-	for each additional 100 s.f. or fraction thereof > half of 100 s.f., to and including 10,000 s.f.
		10,001	4,653.00	plus	8.07	for each additional 100 s.f. or fraction thereof > half of 100 s.f., to and including 20,000 s.f.	-	plus	-	for each additional 100 s.f. or fraction thereof > half of 100 s.f., to and including 20,000 s.f.
		20,001	5,460.00	plus	9.50	for each additional 100 s.f. or fraction thereof > half of 100 s.f., to and including 50,000 s.f.	-	plus	-	for each additional 100 s.f. or fraction thereof > half of 100 s.f., to and including 50,000 s.f.
		50,001	8,310.00	plus	9.36	for each additional 100 s.f. or fraction thereof > half of 100 s.f., to and including 100,000 s.f.	-	plus	-	for each additional 100 s.f. or fraction thereof > half of 100 s.f., to and including 100,000 s.f.
		100,001	12,990.00	plus	12.99	for each additional 100 s.f. or fraction thereof	-	plus	-	for each additional 100 s.f. or fraction thereof
I-1.1	Nursery - Full time (5+)	1,001	1,151.00	plus	15.77	for each additional 100 s.f. or fraction thereof > half of 100 s.f., to and including 5,000 s.f.	$0.00	plus	-	for each additional 100 s.f. or fraction thereof > half of 100 s.f., to and including 5,000 s.f.
		5,001	1,782.00	plus	13.78	for each additional 100 s.f. or fraction thereof > half of 100 s.f., to and including 10,000 s.f.	-	plus	-	for each additional 100 s.f. or fraction thereof > half of 100 s.f., to and including 10,000 s.f.
		10,001	2,471.00	plus	4.55	for each additional 100 s.f. or fraction thereof > half of 100 s.f., to and including 20,000 s.f.	-	plus	-	for each additional 100 s.f. or fraction thereof > half of 100 s.f., to and including 20,000 s.f.
		20,001	2,926.00	plus	4.83	for each additional 100 s.f. or fraction thereof > half of 100 s.f., to and including 50,000 s.f.	-	plus	-	for each additional 100 s.f. or fraction thereof > half of 100 s.f., to and including 50,000 s.f.
		50,001	4,375.00	plus	5.15	for each additional 100 s.f. or fraction thereof > half of 100 s.f., to and including 100,000 s.f.	-	plus	-	for each additional 100 s.f. or fraction thereof > half of 100 s.f., to and including 100,000 s.f.
		100,001	6,950.00	plus	6.95	for each additional 100 s.f. or fraction thereof	-	plus	-	for each additional 100 s.f. or fraction thereof
I-1.2	Health Care Centers	1,001	2,360.00	plus	33.38	for each additional 100 s.f. or fraction thereof > half of 100 s.f., to and including 5,000 s.f.	$0.00	plus	-	for each additional 100 s.f. or fraction thereof > half of 100 s.f., to and including 5,000 s.f.
		5,001	3,696.00	plus	28.87	for each additional 100 s.f. or fraction thereof > half of 100 s.f., to and including 10,000 s.f.	-	plus	-	for each additional 100 s.f. or fraction thereof > half of 100 s.f., to and including 10,000 s.f.
		10,001	5,139.00	plus	10.11	for each additional 100 s.f. or fraction thereof > half of 100 s.f., to and including 20,000 s.f.	-	plus	-	for each additional 100 s.f. or fraction thereof > half of 100 s.f., to and including 20,000 s.f.
		20,001	6,150.00	plus	9.53	for each additional 100 s.f. or fraction thereof > half of 100 s.f., to and including 50,000 s.f.	-	plus	-	for each additional 100 s.f. or fraction thereof > half of 100 s.f., to and including 50,000 s.f.
		50,001	9,010.00	plus	11.08	for each additional 100 s.f. or fraction thereof > half of 100 s.f., to and including 100,000 s.f.	-	plus	-	for each additional 100 s.f. or fraction thereof > half of 100 s.f., to and including 100,000 s.f.
		100,001	14,550.00	plus	14.55	for each additional 100 s.f. or fraction thereof	-	plus	-	for each additional 100 s.f. or fraction thereof
I.2	Nursing Home/ Assisted Living /	1,001	2,364.00	plus	33.43	for each additional 100 s.f. or fraction thereof > half of 100 s.f., to and including 5,000 s.f.	$0.00	plus	-	for each additional 100 s.f. or fraction thereof > half of 100 s.f., to and including 5,000 s.f.
		5,001	3,702.00	plus	28.93	for each additional 100 s.f. or fraction thereof > half of 100 s.f., to and including 10,000 s.f.	-	plus	-	for each additional 100 s.f. or fraction thereof > half of 100 s.f., to and including 10,000 s.f.
		10,001	5,148.00	plus	10.08	for each additional 100 s.f. or fraction thereof > half of 100 s.f., to and including 20,000 s.f.	-	plus	-	for each additional 100 s.f. or fraction thereof > half of 100 s.f., to and including 20,000 s.f.
		20,001	6,156.00	plus	9.56	for each additional 100 s.f. or fraction thereof > half of 100 s.f., to and including 50,000 s.f.	-	plus	-	for each additional 100 s.f. or fraction thereof > half of 100 s.f., to and including 50,000 s.f.
		50,001	9,025.00	plus	11.09	for each additional 100 s.f. or fraction thereof > half of 100 s.f., to and including 100,000 s.f.	-	plus	-	for each additional 100 s.f. or fraction thereof > half of 100 s.f., to and including 100,000 s.f.
		100,001	14,570.00	plus	14.57	for each additional 100 s.f. or fraction thereof	-	plus	-	for each additional 100 s.f. or fraction thereof

BUILDING PERMIT FEES - Plan Check, Inspection and Permit Fees Combined

UBC Class	UBC Occupancy	Square Footage	Old Construction Fee Schedule				New Construction Fee Schedule - 100% Cost Recovery			
M	Department Stores	1,001	1,740.00	plus	25.17	for each additional 100 s.f. or fraction thereof > half of 100 s.f., to and including 5,000 s.f.	$0.00	plus	-	for each additional 100 s.f. or fraction thereof > half of 100 s.f., to and including 5,000 s.f.
		5,001	2,747.00	plus	21.63	for each additional 100 s.f. or fraction thereof > half of 100 s.f., to and including 10,000 s.f.	-	plus	-	for each additional 100 s.f. or fraction thereof > half of 100 s.f., to and including 10,000 s.f.
		10,001	3,828.00	plus	7.84	for each additional 100 s.f. or fraction thereof > half of 100 s.f., to and including 20,000 s.f.	-	plus	-	for each additional 100 s.f. or fraction thereof > half of 100 s.f., to and including 20,000 s.f.
		20,001	4,612.00	plus	6.83	for each additional 100 s.f. or fraction thereof > half of 100 s.f., to and including 50,000 s.f.	-	plus	-	for each additional 100 s.f. or fraction thereof > half of 100 s.f., to and including 50,000 s.f.
		50,001	6,660.00	plus	8.46	for each additional 100 s.f. or fraction thereof > half of 100 s.f., to and including 100,000 s.f.	-	plus	-	for each additional 100 s.f. or fraction thereof > half of 100 s.f., to and including 100,000 s.f.
		100,001	10,890.00	plus	10.89	for each additional 100 s.f. or fraction thereof	-	plus	-	for each additional 100 s.f. or fraction thereof
M	Stores (Retail)	1,001	1,671.00	plus	24.45	for each additional 100 s.f. or fraction thereof > half of 100 s.f., to and including 5,000 s.f.	$0.00	plus	-	for each additional 100 s.f. or fraction thereof > half of 100 s.f., to and including 5,000 s.f.
		5,001	2,649.00	plus	20.94	for each additional 100 s.f. or fraction thereof > half of 100 s.f., to and including 10,000 s.f.	-	plus	-	for each additional 100 s.f. or fraction thereof > half of 100 s.f., to and including 10,000 s.f.
		10,001	3,696.00	plus	7.72	for each additional 100 s.f. or fraction thereof > half of 100 s.f., to and including 20,000 s.f.	-	plus	-	for each additional 100 s.f. or fraction thereof > half of 100 s.f., to and including 20,000 s.f.
		20,001	4,468.00	plus	6.46	for each additional 100 s.f. or fraction thereof > half of 100 s.f., to and including 50,000 s.f.	-	plus	-	for each additional 100 s.f. or fraction thereof > half of 100 s.f., to and including 50,000 s.f.
		50,001	6,405.00	plus	8.25	for each additional 100 s.f. or fraction thereof > half of 100 s.f., to and including 100,000 s.f.	-	plus	-	for each additional 100 s.f. or fraction thereof > half of 100 s.f., to and including 100,000 s.f.
		100,001	10,530.00	plus	10.53	for each additional 100 s.f. or fraction thereof	-	plus	-	for each additional 100 s.f. or fraction thereof
M	Retail Tennant Improvements	1,001	861.00	plus	57.40	for each additional 100 s.f. or fraction thereof > half of 100 s.f., to and including 5,000 s.f.	$0.00	plus	-	for each additional 100 s.f. or fraction thereof > half of 100 s.f., to and including 5,000 s.f.
		5,001	1,320.00	plus	50.57	for each additional 100 s.f. or fraction thereof > half of 100 s.f., to and including 10,000 s.f.	-	plus	-	for each additional 100 s.f. or fraction thereof > half of 100 s.f., to and including 10,000 s.f.
		10,001	1,826.00	plus	15.98	for each additional 100 s.f. or fraction thereof > half of 100 s.f., to and including 20,000 s.f.	-	plus	-	for each additional 100 s.f. or fraction thereof > half of 100 s.f., to and including 20,000 s.f.
		20,001	2,145.00	plus	18.53	for each additional 100 s.f. or fraction thereof > half of 100 s.f., to and including 50,000 s.f.	-	plus	-	for each additional 100 s.f. or fraction thereof > half of 100 s.f., to and including 50,000 s.f.
		50,001	3,257.00	plus	18.47	for each additional 100 s.f. or fraction thereof > half of 100 s.f., to and including 100,000 s.f.	-	plus	-	for each additional 100 s.f. or fraction thereof > half of 100 s.f., to and including 100,000 s.f.
		100,001	5,104.00	plus	25.52	for each additional 100 s.f. or fraction thereof	-	plus	-	for each additional 100 s.f. or fraction thereof
R-1	Hotels & Motels (repeat)	1,001	2,158.00	plus	31.29	for each additional 100 s.f. or fraction thereof > half of 100 s.f., to and including 5,000 s.f.	$0.00	plus	-	for each additional 100 s.f. or fraction thereof > half of 100 s.f., to and including 5,000 s.f.
		5,001	3,409.00	plus	26.86	for each additional 100 s.f. or fraction thereof > half of 100 s.f., to and including 10,000 s.f.	-	plus	-	for each additional 100 s.f. or fraction thereof > half of 100 s.f., to and including 10,000 s.f.
		10,001	4,752.00	plus	9.76	for each additional 100 s.f. or fraction thereof > half of 100 s.f., to and including 20,000 s.f.	-	plus	-	for each additional 100 s.f. or fraction thereof > half of 100 s.f., to and including 20,000 s.f.
		20,001	5,728.00	plus	8.46	for each additional 100 s.f. or fraction thereof > half of 100 s.f., to and including 50,000 s.f.	-	plus	-	for each additional 100 s.f. or fraction thereof > half of 100 s.f., to and including 50,000 s.f.
		50,001	8,265.00	plus	10.51	for each additional 100 s.f. or fraction thereof > half of 100 s.f., to and including 100,000 s.f.	-	plus	-	for each additional 100 s.f. or fraction thereof > half of 100 s.f., to and including 100,000 s.f.
		100,001	13,520.00	plus	13.52	for each additional 100 s.f. or fraction thereof	-	plus	-	for each additional 100 s.f. or fraction thereof
R-1	Apartment Bldg (repeat)	1,001	2,158.00	plus	31.29	for each additional 100 s.f. or fraction thereof > half of 100 s.f., to and including 5,000 s.f.	$0.00	plus	-	for each additional 100 s.f. or fraction thereof > half of 100 s.f., to and including 5,000 s.f.
		5,001	3,409.00	plus	26.86	for each additional 100 s.f. or fraction thereof > half of 100 s.f., to and including 10,000 s.f.	-	plus	-	for each additional 100 s.f. or fraction thereof > half of 100 s.f., to and including 10,000 s.f.
		10,001	4,752.00	plus	9.76	for each additional 100 s.f. or fraction thereof > half of 100 s.f., to and including 20,000 s.f.	-	plus	-	for each additional 100 s.f. or fraction thereof > half of 100 s.f., to and including 20,000 s.f.
		20,001	5,728.00	plus	8.46	for each additional 100 s.f. or fraction thereof > half of 100 s.f., to and including 50,000 s.f.	-	plus	-	for each additional 100 s.f. or fraction thereof > half of 100 s.f., to and including 50,000 s.f.
		50,001	8,265.00	plus	10.51	for each additional 100 s.f. or fraction thereof > half of 100 s.f., to and including 100,000 s.f.	-	plus	-	for each additional 100 s.f. or fraction thereof > half of 100 s.f., to and including 100,000 s.f.
		100,001	13,520.00	plus	13.52	for each additional 100 s.f. or fraction thereof	-	plus	-	for each additional 100 s.f. or fraction thereof
	Residential- New (single or multi family- per dwelling unit)	1	n.a.	plus	n.a.	for each additional 100 s.f. or fraction thereof > half of 100 s.f., to and including 800 s.f.	$2,512.13	plus	24.47	for each additional 100 s.f. or fraction thereof > half of 100 s.f., to and including 800 s.f.
		801	n.a.	plus	n.a.	for each additional 100 s.f. or fraction thereof > half of 100 s.f., to and including 1200 s.f.	2,707.88	plus	67.97	for each additional 100 s.f. or fraction thereof > half of 100 s.f., to and including 1200 s.f.
		1,201	n.a.	plus	n.a.	for each additional 100 s.f. or fraction thereof > half of 100 s.f., to and including 2000 s.f.	2,979.75	plus	43.50	for each additional 100 s.f. or fraction thereof > half of 100 s.f., to and including 2000 s.f.
		2,001	n.a.	plus	n.a.	for each additional 100 s.f. or fraction thereof > half of 100 s.f., to and including 3000 s.f.	3,327.75	plus	44.59	for each additional 100 s.f. or fraction thereof > half of 100 s.f., to and including 3000 s.f.
		3,001	n.a.	plus	n.a.	for each additional 100 s.f. or fraction thereof > half of 100 s.f., to and including 4000 s.f.	3,773.63	plus	63.08	for each additional 100 s.f. or fraction thereof > half of 100 s.f., to and including 4000 s.f.
		4,001	n.a.	plus	n.a.	for each additional 100 s.f. or fraction thereof > half of 100 s.f., to and including 6000 s.f.	4,404.38	plus	41.33	for each additional 100 s.f. or fraction thereof > half of 100 s.f., to and including 6000 s.f.
		6,001	n.a.	plus	n.a.	for each additional 100 s.f. or fraction thereof > half of 100 s.f., to and including 10000 s.f.	5,230.88	plus	23.11	for each additional 100 s.f. or fraction thereof > half of 100 s.f., to and including 10000 s.f.
		10,001	n.a.	plus	n.a.	for each additional 100 s.f. or fraction thereof	6,155.25	plus	31.19	for each additional 100 s.f. or fraction thereof
	Residential- Production Phase	1	n.a.	plus	n.a.	for each additional 100 s.f. or fraction thereof > half of 100 s.f., to and including 800 s.f.	$2,211.98	plus	28.00	for each additional 100 s.f. or fraction thereof > half of 100 s.f., to and including 800 s.f.
		801	n.a.	plus	n.a.	for each additional 100 s.f. or fraction thereof > half of 100 s.f., to and including 1200 s.f.	2,436.00	plus	7.61	for each additional 100 s.f. or fraction thereof > half of 100 s.f., to and including 1200 s.f.
		1,201	n.a.	plus	n.a.	for each additional 100 s.f. or fraction thereof > half of 100 s.f., to and including 2000 s.f.	2,466.45	plus	60.36	for each additional 100 s.f. or fraction thereof > half of 100 s.f., to and including 2000 s.f.
		2,001	n.a.	plus	n.a.	for each additional 100 s.f. or fraction thereof > half of 100 s.f., to and including 3000 s.f.	2,949.30	plus	27.19	for each additional 100 s.f. or fraction thereof > half of 100 s.f., to and including 3000 s.f.
		3,001	n.a.	plus	n.a.	for each additional 100 s.f. or fraction thereof > half of 100 s.f., to and including 4000 s.f.	3,221.18	plus	53.72	for each additional 100 s.f. or fraction thereof > half of 100 s.f., to and including 4000 s.f.
		4,001	n.a.	plus	n.a.	for each additional 100 s.f. or fraction thereof > half of 100 s.f., to and including 6000 s.f.	3,758.40	plus	39.26	for each additional 100 s.f. or fraction thereof > half of 100 s.f., to and including 6000 s.f.
		6,001	n.a.	plus	n.a.	for each additional 100 s.f. or fraction thereof > half of 100 s.f., to and including 10000 s.f.	4,543.58	plus	19.25	for each additional 100 s.f. or fraction thereof > half of 100 s.f., to and including 10000 s.f.
		10,001	n.a.	plus	n.a.	for each additional 100 s.f. or fraction thereof	5,313.53	plus	1.27	for each additional 100 s.f. or fraction thereof
R-2.1	Group Care, Non-Amb. (6+)	250	1,109.00	plus	56.76	for each additional 100 s.f. or fraction thereof > half of 100 s.f., to and including 1,250 s.f.	$0.00	plus	-	for each additional 100 s.f. or fraction thereof > half of 100 s.f., to and including 5,000 s.f.
		1,250	1,676.00	plus	50.68	for each additional 100 s.f. or fraction thereof > half of 100 s.f., to and including 2,500 s.f.	-	plus	-	for each additional 100 s.f. or fraction thereof > half of 100 s.f., to and including 10,000 s.f.
		2,500	2,310.00	plus	14.77	for each additional 100 s.f. or fraction thereof > half of 100 s.f., to and including 5,000 s.f.	-	plus	-	for each additional 100 s.f. or fraction thereof > half of 100 s.f., to and including 20,000 s.f.
		5,000	2,679.00	plus	19.88	for each additional 100 s.f. or fraction thereof > half of 100 s.f., to and including 12,500 s.f.	-	plus	-	for each additional 100 s.f. or fraction thereof > half of 100 s.f., to and including 50,000 s.f.
		12,500	4,170.00	plus	17.86	for each additional 100 s.f. or fraction thereof > half of 100 s.f., to and including 25,000 s.f.	-	plus	-	for each additional 100 s.f. or fraction thereof > half of 100 s.f., to and including 100,000 s.f.
		25,000	6,403.00	plus	25.61	for each additional 100 s.f. or fraction thereof	-	plus	-	for each additional 100 s.f. or fraction thereof
R-2.2 &	Group Care, Ambulatory (6+)	250	1,214.00	plus	64.68	for each additional 100 s.f. or fraction thereof > half of 100 s.f., to and including 1,250 s.f.	$0.00	plus	-	for each additional 100 s.f. or fraction thereof > half of 100 s.f., to and including 5,000 s.f.
		1,250	1,861.00	plus	57.02	for each additional 100 s.f. or fraction thereof > half of 100 s.f., to and including 2,500 s.f.	-	plus	-	for each additional 100 s.f. or fraction thereof > half of 100 s.f., to and including 10,000 s.f.
		2,500	2,574.00	plus	17.95	for each additional 100 s.f. or fraction thereof > half of 100 s.f., to and including 5,000 s.f.	-	plus	-	for each additional 100 s.f. or fraction thereof > half of 100 s.f., to and including 20,000 s.f.
		5,000	3,023.00	plus	20.95	for each additional 100 s.f. or fraction thereof > half of 100 s.f., to and including 12,500 s.f.	-	plus	-	for each additional 100 s.f. or fraction thereof > half of 100 s.f., to and including 50,000 s.f.
		12,500	4,594.00	plus	20.79	for each additional 100 s.f. or fraction thereof > half of 100 s.f., to and including 25,000 s.f.	-	plus	-	for each additional 100 s.f. or fraction thereof > half of 100 s.f., to and including 100,000 s.f.
		25,000	7,193.00	plus	28.77	for each additional 100 s.f. or fraction thereof	-	plus	-	for each additional 100 s.f. or fraction thereof

BUILDING PERMIT FEES - Plan Check, Inspection and Permit Fees Combined

UBC Class	UBC Occupancy	Square Footage	Old Construction Fee Schedule				New Construction Fee Schedule - 100% Cost Recovery			
R-2.1.1.	Group Care, Non-Amb. (1-5)	300	1,338.00	plus	59.01	for each additional 100 s.f. or fraction thereof > half of 100 s.f., to and including 1,500 s.f.	$0.00	plus	-	for each additional 100 s.f. or fraction thereof > half of 100 s.f., to and including 5,000 s.f.
		1,500	2,046.00	plus	52.14	for each additional 100 s.f. or fraction thereof > half of 100 s.f., to and including 3,000 s.f.	-	plus	-	for each additional 100 s.f. or fraction thereof > half of 100 s.f., to and including 10,000 s.f.
		3,000	2,828.00	plus	16.24	for each additional 100 s.f. or fraction thereof > half of 100 s.f., to and including 6,000 s.f.	-	plus	-	for each additional 100 s.f. or fraction thereof > half of 100 s.f., to and including 20,000 s.f.
		6,000	3,315.00	plus	19.35	for each additional 100 s.f. or fraction thereof > half of 100 s.f., to and including 15,000 s.f.	-	plus	-	for each additional 100 s.f. or fraction thereof > half of 100 s.f., to and including 50,000 s.f.
		15,000	5,057.00	plus	18.91	for each additional 100 s.f. or fraction thereof > half of 100 s.f., to and including 30,000 s.f.	-	plus	-	for each additional 100 s.f. or fraction thereof > half of 100 s.f., to and including 100,000 s.f.
		30,000	7,893.00	plus	26.31	for each additional 100 s.f. or fraction thereof	-	plus	-	for each additional 100 s.f. or fraction thereof
R-2.2.1 &	Group Care, Ambulatory (1-5)	300	1,338.00	plus	59.01	for each additional 100 s.f. or fraction thereof > half of 100 s.f., to and including 1,500 s.f.	$0.00	plus	-	for each additional 100 s.f. or fraction thereof > half of 100 s.f., to and including 5,000 s.f.
		1,500	2,046.00	plus	52.14	for each additional 100 s.f. or fraction thereof > half of 100 s.f., to and including 3,000 s.f.	-	plus	-	for each additional 100 s.f. or fraction thereof > half of 100 s.f., to and including 10,000 s.f.
		3,000	2,828.00	plus	16.24	for each additional 100 s.f. or fraction thereof > half of 100 s.f., to and including 6,000 s.f.	-	plus	-	for each additional 100 s.f. or fraction thereof > half of 100 s.f., to and including 20,000 s.f.
		6,000	3,315.00	plus	19.35	for each additional 100 s.f. or fraction thereof > half of 100 s.f., to and including 15,000 s.f.	-	plus	-	for each additional 100 s.f. or fraction thereof > half of 100 s.f., to and including 50,000 s.f.
		15,000	5,057.00	plus	18.91	for each additional 100 s.f. or fraction thereof > half of 100 s.f., to and including 30,000 s.f.	-	plus	-	for each additional 100 s.f. or fraction thereof > half of 100 s.f., to and including 100,000 s.f.
		30,000	7,893.00	plus	26.31	for each additional 100 s.f. or fraction thereof	-	plus	-	for each additional 100 s.f. or fraction thereof
S-1	Mini Storage	1,000	1,253.00	plus	18.34	for each additional 100 s.f. or fraction thereof > half of 100 s.f., to and including 5,000 s.f.	$0.00	plus	-	for each additional 100 s.f. or fraction thereof > half of 100 s.f., to and including 5,000 s.f.
		5,000	1,987.00	plus	15.70	for each additional 100 s.f. or fraction thereof > half of 100 s.f., to and including 10,000 s.f.	-	plus	-	for each additional 100 s.f. or fraction thereof > half of 100 s.f., to and including 10,000 s.f.
		10,000	2,772.00	plus	5.80	for each additional 100 s.f. or fraction thereof > half of 100 s.f., to and including 20,000 s.f.	-	plus	-	for each additional 100 s.f. or fraction thereof > half of 100 s.f., to and including 20,000 s.f.
		20,000	3,352.00	plus	4.86	for each additional 100 s.f. or fraction thereof > half of 100 s.f., to and including 50,000 s.f.	-	plus	-	for each additional 100 s.f. or fraction thereof > half of 100 s.f., to and including 20,000 s.f.
		50,000	4,810.00	plus	6.20	for each additional 100 s.f. or fraction thereof > half of 100 s.f., to and including 100,000 s.f.	-	plus	#REF!	for each additional 100 s.f. or fraction thereof > half of 100 s.f., to and including 50,000 s.f.
		100,000	7,910.00	plus	7.91	for each additional 100 s.f. or fraction thereof	-	plus	#REF!	for each additional 100 s.f. or fraction thereof
S-1	Moderate Hazard Storage	1,000	1,494.00	plus	20.84	for each additional 100 s.f. or fraction thereof > half of 100 s.f., to and including 5,000 s.f.	$0.00	plus	-	for each additional 100 s.f. or fraction thereof > half of 100 s.f., to and including 5,000 s.f.
		5,000	2,328.00	plus	18.12	for each additional 100 s.f. or fraction thereof > half of 100 s.f., to and including 10,000 s.f.	-	plus	-	for each additional 100 s.f. or fraction thereof > half of 100 s.f., to and including 10,000 s.f.
		10,000	3,234.00	plus	6.18	for each additional 100 s.f. or fraction thereof > half of 100 s.f., to and including 20,000 s.f.	-	plus	-	for each additional 100 s.f. or fraction thereof > half of 100 s.f., to and including 20,000 s.f.
		20,000	3,852.00	plus	6.14	for each additional 100 s.f. or fraction thereof > half of 100 s.f., to and including 50,000 s.f.	-	plus	-	for each additional 100 s.f. or fraction thereof > half of 100 s.f., to and including 20,000 s.f.
		50,000	5,695.00	plus	6.85	for each additional 100 s.f. or fraction thereof > half of 100 s.f., to and including 100,000 s.f.	-	plus	#REF!	for each additional 100 s.f. or fraction thereof > half of 100 s.f., to and including 50,000 s.f.
		100,000	9,120.00	plus	9.12	for each additional 100 s.f. or fraction thereof	-	plus	#REF!	for each additional 100 s.f. or fraction thereof
S-2	Low Hazard Storage	1,000	1,947.00	plus	27.31	for each additional 100 s.f. or fraction thereof > half of 100 s.f., to and including 5,000 s.f.	$0.00	plus	-	for each additional 100 s.f. or fraction thereof > half of 100 s.f., to and including 5,000 s.f.
		5,000	3,039.00	plus	23.70	for each additional 100 s.f. or fraction thereof > half of 100 s.f., to and including 10,000 s.f.	-	plus	-	for each additional 100 s.f. or fraction thereof > half of 100 s.f., to and including 10,000 s.f.
		10,000	4,224.00	plus	8.16	for each additional 100 s.f. or fraction thereof > half of 100 s.f., to and including 20,000 s.f.	-	plus	-	for each additional 100 s.f. or fraction thereof > half of 100 s.f., to and including 20,000 s.f.
		20,000	5,040.00	plus	7.93	for each additional 100 s.f. or fraction thereof > half of 100 s.f., to and including 50,000 s.f.	-	plus	-	for each additional 100 s.f. or fraction thereof > half of 100 s.f., to and including 20,000 s.f.
		50,000	7,420.00	plus	9.04	for each additional 100 s.f. or fraction thereof > half of 100 s.f., to and including 100,000 s.f.	-	plus	#REF!	for each additional 100 s.f. or fraction thereof > half of 100 s.f., to and including 50,000 s.f.
		100,000	11,940.00	plus	11.94	for each additional 100 s.f. or fraction thereof	-	plus	#REF!	for each additional 100 s.f. or fraction thereof
3	Repair Garage	200	1,214.00	plus	80.86	for each additional 100 s.f. or fraction thereof > half of 100 s.f., to and including 1,000 s.f.	$0.00	plus	-	for each additional 100 s.f. or fraction thereof > half of 100 s.f., to and including 5,000 s.f.
		1,000	1,861.00	plus	71.27	for each additional 100 s.f. or fraction thereof > half of 100 s.f., to and including 2,000 s.f.	-	plus	-	for each additional 100 s.f. or fraction thereof > half of 100 s.f., to and including 10,000 s.f.
		2,000	2,574.00	plus	22.43	for each additional 100 s.f. or fraction thereof > half of 100 s.f., to and including 4,000 s.f.	-	plus	-	for each additional 100 s.f. or fraction thereof > half of 100 s.f., to and including 20,000 s.f.
		4,000	3,022.00	plus	26.18	for each additional 100 s.f. or fraction thereof > half of 100 s.f., to and including 10,000 s.f.	-	plus	-	for each additional 100 s.f. or fraction thereof > half of 100 s.f., to and including 20,000 s.f.
		10,000	4,593.00	plus	26.01	for each additional 100 s.f. or fraction thereof > half of 100 s.f., to and including 20,000 s.f.	-	plus	#REF!	for each additional 100 s.f. or fraction thereof > half of 100 s.f., to and including 50,000 s.f.
		20,000	7,194.00	plus	35.97	for each additional 100 s.f. or fraction thereof	-	plus	#REF!	for each additional 100 s.f. or fraction thereof
	Residential- Addition (single or multi family)	1	1,320.00	plus	90.73	for each additional 100 s.f. or fraction thereof > half of 100 s.f., to and including 300 s.f.	$1,740.00	plus	43.50	for each additional 100 s.f. or fraction thereof > half of 100 s.f., to and including 300 s.f.
		301	2,046.00	plus	79.21	for each additional 100 s.f. or fraction thereof > half of 100 s.f., to and including 500 s.f.	1,870.50	plus	184.88	for each additional 100 s.f. or fraction thereof > half of 100 s.f., to and including 500 s.f.
		501	2,838.00	plus	26.39	for each additional 100 s.f. or fraction thereof > half of 100 s.f., to and including800 s.f.	2,240.25	plus	101.50	for each additional 100 s.f. or fraction thereof > half of 100 s.f., to and including800 s.f.
		801	3,366.00	plus	27.51	for each additional 100 s.f. or fraction thereof > half of 100 s.f., to and including 1500 s.f.	2,544.75	plus	63.70	for each additional 100 s.f. or fraction thereof > half of 100 s.f., to and including 1500 s.f.
		1,501	5,016.00	plus	29.70	for each additional 100 s.f. or fraction thereof > half of 100 s.f., to and including 2,000 s.f.	2,990.63	plus	91.35	for each additional 100 s.f. or fraction thereof > half of 100 s.f., to and including 2,000 s.f.
		2,001	7,986.00	plus	39.93	for each additional 100 s.f. or fraction thereof	3,447.38	plus	122.82	for each additional 100 s.f. or fraction thereof
	Residential- Remodel (single or multi family)	1	1,109.00	plus	70.95	for each additional 100 s.f. or fraction thereof > half of 100 s.f., to and including 300 s.f.	$1,326.75	plus	18.13	for each additional 100 s.f. or fraction thereof > half of 100 s.f., to and including 300 s.f.
		301	1,676.00	plus	63.35	for each additional 100 s.f. or fraction thereof > half of 100 s.f., to and including 500 s.f.	1,381.13	plus	119.63	for each additional 100 s.f. or fraction thereof > half of 100 s.f., to and including 500 s.f.
		501	2,310.00	plus	18.47	for each additional 100 s.f. or fraction thereof > half of 100 s.f., to and including800 s.f.	1,620.38	plus	39.88	for each additional 100 s.f. or fraction thereof > half of 100 s.f., to and including800 s.f.
		801	2,679.00	plus	24.85	for each additional 100 s.f. or fraction thereof > half of 100 s.f., to and including 1500 s.f.	1,740.00	plus	38.84	for each additional 100 s.f. or fraction thereof > half of 100 s.f., to and including 1500 s.f.
		1,501	4,170.00	plus	22.32	for each additional 100 s.f. or fraction thereof > half of 100 s.f., to and including 2,000 s.f.	2,011.88	plus	21.67	for each additional 100 s.f. or fraction thereof > half of 100 s.f., to and including 2,000 s.f.
		2,001	5,402.00	plus	32.01	for each additional 100 s.f. or fraction thereof	2,153.25	plus	31.08	for each additional 100 s.f. or fraction thereof
	Shell Buildings	1	806.00	plus	11.21	for each additional 100 s.f. or fraction thereof > half of 100 s.f., to and including 1,000 s.f.	$2,707.88	plus	30.45	for each additional 100 s.f. or fraction thereof > half of 100 s.f., to and including 1,000 s.f.
		1,001	1,255.00	plus	9.75	for each additional 100 s.f. or fraction thereof > half of 100 s.f., to and including 5,000 s.f.	3,012.38	plus	11.15	for each additional 100 s.f. or fraction thereof > half of 100 s.f., to and including 5,000 s.f.
		5,001	1,742.00	plus	3.32	for each additional 100 s.f. or fraction thereof > half of 100 s.f., to and including 10,000 s.f.	3,458.25	plus	15.23	for each additional 100 s.f. or fraction thereof > half of 100 s.f., to and including 10,000 s.f.
		10,001	2,074.00	plus	3.30	for each additional 100 s.f. or fraction thereof > half of 100 s.f., to and including 20,000 s.f.	4,219.50	plus	7.29	for each additional 100 s.f. or fraction thereof > half of 100 s.f., to and including 20,000 s.f.
		20,001	3,065.00	plus	3.71	for each additional 100 s.f. or fraction thereof > half of 100 s.f., to and including 50,000 s.f.	4,948.13	plus	3.19	for each additional 100 s.f. or fraction thereof > half of 100 s.f., to and including 50,000 s.f.
		50,001	4,920.00	plus	4.92	for each additional 100 s.f. or fraction thereof	5 905.13	plus	4.23	for each additional 100 s.f. or fraction thereof
	Garage/ Storage/ Workshop	1	n.a.	plus	n.a.	for each additional 100 s.f. or fraction thereof > half of 100 s.f., to and including 400 s.f.	$1,054.88	plus	24.47	for each additional 100 s.f. or fraction thereof > half of 100 s.f., to and including 400 s.f.
		401	n.a.	plus	n.a.	for each additional 100 s.f. or fraction thereof > half of 100 s.f., to and including 600 s.f.	1,152.75	plus	59.81	for each additional 100 s.f. or fraction thereof > half of 100 s.f., to and including 600 s.f.
		601	n.a.	plus	n.a.	for each additional 100 s.f. or fraction thereof > half of 100 s.f., to and including 1,000 s.f.	1,272.38	plus	32.63	for each additional 100 s.f. or fraction thereof > half of 100 s.f., to and including 1,000 s.f.
		1,001	n.a.	plus	n.a.	for each additional 100 s.f. or fraction thereof > half of 100 s.f., to and including 1,500 s.f.	1,402.88	plus	28.28	for each additional 100 s.f. or fraction thereof > half of 100 s.f., to and including 1,500 s.f.
		1,501	n.a.	plus	n.a.	for each additional 100 s.f. or fraction thereof > half of 100 s.f., to and including 20,000 s.f.	1,544.25	plus	63.77	for each additional 100 s.f. or fraction thereof > half of 100 s.f., to and including 20,000 s.f.
		20,001	n.a.	plus	n.a.	for each additional 100 s.f. or fraction thereof	1,620.38	plus	84.57	for each additional 100 s.f. or fraction thereof

Planning Department

Planning Fees*

#	Description	Current Fee/Charge	Unit	Notes	Full Cost	Subsidy %	Suggested Fee	% +/-
1	Adult Ent Zoning Permit	$7,562.00			$931.55	-712%	$7,562.00	$0
2	Annexation Fee	$4,489.00	Deposit		$8,236.13		$8,845.00	Deposit
3	Appeal of PC Decision	$7,155.00			$1,829.19	0%	$1,829.00	-74%
4	Appeal of Planning Dept. Decision	$4,942.00			$3,498.76	0%	$3,498.00	-29%
5	Certificate of Completion/Lot Line Adj	$1,086.00			$1,916.60	0%	$1,965.00	81%
6	Clarification of Ambiguity/Omission	$1,723.00			$789.23	0%	$789.00	-54%
7	Conditional Use Permit	$4,779.00			$4,718.11	0%	$4,718.00	-1%
8	Conditional Use Permit Amend	$7,211.00			$4,374.93	0%	$4,374.00	-39%
9	CUP - sexually oriented business	$5,031.00			$2,313.59	0%	$2,313.00	-54%
10	Design Review	$4,904.00			$5,881.84	0%	$5,881.00	20%
11	Design Review Amend	New			$4,474.40	NA	$4,474.00	New
12	Development Agreements	$8,352.00	Deposit		Variable	NA	$26,008.00	Deposit
13	EIR-City Admin Charge	$6,417 + consultant's fees	Deposit		Variable	NA	$13,226.00	Deposit
14	Environmental - Mitigation Monitoring	New	Deposit		Variable	NA	$5,000.00	Deposit
15	Environmental Assessment - ND or MND	$3,124.00			$8,161.33	-1%	$8,209.00	**163%**
16	Environmental Filing Fee/ Environmental Fish and Game Fee	New			NA	NA	Actual Cost	Actual Cost
17	Extension of Time, CUP or Design Review	New			$717.07	0%	$717.00	New
18	Final Parcel Map	$4,379.00			$958.38	0%	$958.00	-78%
19	Final Tract Map (51 + lots)	$8,195.00		Plus 70/lot	$1,885.73	0%	$1,885.00	-77%
20	Final Tract Map (first 50 lot)	$4,885.00			$1,514.79	0%	$1,514.00	-69%
21	General Plan Amendment (Land Use)	$6,192.00			$8,008.18	0%	$8,008.00	29%
22	General Plan Amendment (Policy)	$6,900.00			$7,070.04	0%	$7,070.00	2%
23	Landscape - minor	$884.00			$935.72	0%	$935.00	6%
24	Landscape review - major	$2,030.00			$1,028.46	0%	$1,028.00	-49%
25	Lot Line Adjustment	$1,086.00			$797.92	NA	$797.00	-27%
26	Lot Merger	$761.00			$673.81	0%	$673.00	-12%

*A 3% Technical and Facilities based surcharge will be added to all Flat and Deposit Based Application Fees.

Planning Department

Planning Fees *

#	Description	Current Fee/Charge	Unit	Notes	Full Cost	Subsidy %	Suggested Fee	% +/-
27	Cannabis Cultivation Permit - Personal	$170.00			$779.46	67%	$255.00	50%
28	Minor develop plan review - SFD	$890.00			$890.67	0%	$890.00	0%
29	Minor modification of an Application	$2,465.00			$1,011.73	0%	$1,011.00	-59%
30	Mural permit	$1,310.00			$650.06	0%	$650.00	-50%
31	Planning letters	$55- $80			$168.82	0%	$168.00	50%
32	Pre App Review	New			$1,410.15	NA	No Charge	N/A
33	Request for Public Hearing	$1,802.00			$1,953.23	0%	$1,953.00	8%
34	Sign Permit - Freestanding Sign	New			$499.85	0%	$499.00	N/A
35	Sign Permit - Panel Change Only	New			$108.42	0%	$108.00	N/A
36	Sign Review	$537.00			$278.90	0%	$278.00	-48%
37	Site Plan Review	$5,885.00			$859.99	0%	$859.00	-85%
38	Specific Plan	$9,863.00	Deposit		Variable	NA	$16,133.00	Deposit
39	Specific Plan Amend	$10,405.00	Deposit		Variable	NA	$11,656.00	Deposit
40	Temp Signs	$235.00			$278.90	0%	$278.00	18%
41	Temp use permit	$1,001.00			$1,065.86	0%	$1,065.00	6%
	Sidewalk Vending Temporary Use Permit	New	Flat		$0.00	0%	$0.00	0%
42	Tentative Map Time Extension	$4,258.00			$3,508.07	0%	$3,508.00	-18%
43	Tentative Parcel Map	$9,811.00			$8,253.27	0%	$8,253.00	-16%
44	Tentative Tract Map (Less than 50 lots)	$7,757.00	Deposit		$8,936.41	-1%	$8,985.00	Deposit
45	Tentative Tract Map (50 lots or more)	New	Deposit		$9,983.73	0%	$9,983.00	Deposit
46	Tentative Tract Map Condition Monitoring	New	Deposit			NA	$5,000.00	Deposit
47	Variance	$4,292.00			$4,269.81	0%	$4,269.00	-1%
48	Zone Change	$8,524.00			$6,917.76	0%	$6,917.00	-19%
49	Zone Text Amend.	$6,900.00			$6,950.07	0%	$6,950.00	1%
50	Technology Surcharge added to all Fees above	$0.00				0%	2.5%	

*A 3% Technical and Facilities based surcharge will be added to all Flat and Deposit Based Application Fees.

Misc. Utility Customer Service Fees

Water & Waste Water Utility Fees								
#	Description	Current Fee/Charge	Unit	Notes	Full Cost	Subsidy %	Suggested Fee	% +/-
1	Water Deposit - Residential - Initial - Credit Check							
2	Green Rating				NA	NA	$0.00	
3	Yellow Rating				NA	NA	$100.00	
4	Red Rating				NA	NA	$150.00	
5	Water Deposit - No Credit Check or Letter of Credit				NA	NA	$150.00	
6	Water Deposit - All Other Classes of Service	New			NA	NA	2X est average for location or min of $50.00	
7	Water Deposit - Reconnection After Processing for Non-Payment	New			NA	NA	3X est ave bill	
8	Water Account Set - Up Fee - next business day	$27.00			$29.00	NA	$30.00	11%
9	Water Account Set - Up Fee - Same Day (8:00 a.m. to 12:00 p.m.)	$30.00			$32.00	NA	$35.00	17%
10	Water Account Set - Up Fee - Same Day (12:00 p.m. to 3:00 p.m.)	$30.00			$44.00	NA	$45.00	50%
11	Water Account Set - Up Fee - After Hours (3:00 - 8:00 a.m. next business day & holidays and weekends)	$146.00			$220.00	NA	$219.00	50%
12	Water Meter Reinstallation Fee	$95.00		Customer self restore and/or damaged meter	$139.00	NA	$142.00	49%
13	Cut/Broken Lock Fee	New					$15.00	
14	After p.m. t/on fee	$146.00			$217.00	NA	$219.00	50%
	Water Meter Installation Fee of (Brand New Service)							
15	3/4" Meter	$258.00	Per Meter		$284.00		$285.00	10%
16	1" Meter	$384.00	Per Meter		$410.00		$414.00	8%
17	1 1/2 " Meter	$580.00	Per Meter		$602.00		$608.00	5%
18	2" Meter	$765.00	Per Meter		$873.00		$875.00	14%
19	Anything larger than 2"	T & M	Per Meter				T & M	
20	Water Meter Test Fee	$80.00	One test free per year	Add'l tests are $80.00	$98.00		$100.00	25%
21	Water Backflow/Cross Connection Testing	$82.00	Plus materials				$82.00	0%
22	Backflow Device Installation - Time & Materials	T & M	Each				T & M	
23	Fire Flow Test	$92.00	Each		$94.00		$95.00	3%
24	Installation of Gate Valve Fee	$87.00	Per hour + Materials				$87.00	0%
25	Water Service Lateral Installation (3/4" Meter)	$4,025.00					$4,025.00	0%

Misc. Utility Customer Service Fees

26	Water Service Lateral Installation (1" Meter)	$4,140.00					$4,140.00	0%
27	Water Service Lateral Installation (1 1/2" Meter)	$4,685.00					$4,685.00	0%
28	Water Service Lateral Installation (2" Meter)	$4,855.00					$4,855.00	0%
29	Water Service Lateral Installation (>2" Meter)	T & M	Time & Material				T & M	
30	Construction water meter deposit (hydrant meter)	$500.00	Per Meter		NA	NA	$800.00	
31	Sewer Connection Investigation - Dye Check	$82.00			$94.00		$95.00	16%
32	Trespass/Diversion/Theft of Service	$250.00		1st offense	NA	NA	$300.00	20%
33	Trespass/Diversion/Theft of Service	$500.00		2nd offense	NA	NA	$600.00	20%

Misc. Utility Customer Service Fees

Miscellaneous Fees								
#	Description	Current Fee/Charge	Unit	Notes	Full Cost	Subsidy %	Suggested Fee	% +/-
1	Delinquent Notice Fee	$13.50		Account balances more than $75 31 days past due	NA	NA	$18.50	27%
2	Door Hanger Fee	$13.50					$18.50	27%
3	Late Fee	New		1.5 % of unpaid balance after 30 days but less than $75	NA	NA	10 % of unpaid balance after 30 days but less than $75.00	NA
4	Non-Sufficient Payment Return Fee - (Check & Autopay)	$25.00	Add $13.50 Door Hanger	1st Occurance			$25.00	Add New Door Hanger Fee
5	Non-Sufficient Payment Return Fee - (Check & Autopay)	$35.00	Add $13.50 Door Hanger	2nd Occurance within 12 months			$35.00	Add New Door Hanger Fee
	Processing Fee for Credit Check for Deposit Determination	New	Each Person				$2.50	
7	Processing Fee for Non-Payment	New		per service	NA	NA	$45.00	NA

Electric Utility Fees								
#	Description	Current Fee/Charge	Unit	Notes	Full Cost	Subsidy %	Suggested Fee	% +/-
1	Reconnection Charge (Additional) OH or UG service terminated by electric crew	$265.00			$558.83	29%	$397.00	33%
2	Reconnection Charge (Additional) Service Drop removed by electric crew	$265.00			$265.02	0%	$265.00	0%
3	Trespass/Diversion/Theft of Service	$250.00		1st Offense	NA	NA	$975.00	
4	Customer Requested Electric Operations Service Call "Trip Charge"	New		Charge is assessed if an additional trip is required to complete the service call, due to customer oversight	$124.68	1%	$124.00	
5	Electric Deposit - Residential - Initial - Credit Check	New						
6	Green Rating				NA	NA	$0.00	
7	Yellow Rating				NA	NA	$100.00	
8	Red Rating				NA	NA	$150.00	

Misc. Utility Customer Service Fees

9	Electric Deposit - No Credit Check or Letter of Credit				NA	NA	$150.00	
10	Electric Deposit - All Other Classes of Service	New		2X est average for location or min of 100.00	NA	NA	2X est average for location or min of $100.00	
11	Electric Deposit - Reconnection After Processing for Non-Payment	New			NA	NA	3X est ave bill	
12	Electric Account Set - Up Fee - next business day	$27.00			NA	NA	$30.00	10%
13	Electric Account Set - Up Fee - Same Day (8:00 a.m. to 12:00 p.m.)	$30.00			NA	NA	$35.00	14%
14	Electric Account Set - Up Fee - Same Day (12:00 p.m. to 3:00 p.m.)	$30.00			NA	NA	$45.00	33%
15	Electric Account Set - Up Fee - After Hours (3:00 - 8:00 a.m. next business day & holidays and weekends)	$146.00			NA	NA	$219.00	33%

Police

Fees	Below are Set By BMC Codes							
#	Description	Fee (Penalty/Late Fee)	Unit	Governing Code	Full Cost	Subsidy %	Suggested Fee	Fee Δ
1	Prohibited Stopping or Parking at red curb	$45.00*		13-21 BMC	NA	NA	$45.00*	$0
2	Prohibited Stopping or Parking	$58.00*		13-22A BMC	NA	NA	$58.00*	$0
3	Parking not to Obstruct Traffic	$58.00*		13-23 BMC	NA	NA	$58.00*	$0
4	All night and vehicle maintenance parking prohibited	$50.00*/$50.00		13-24 BMC	NA	NA	$50.00*/$50.00	$0
5	Standing or Parking on one-way roadway	$45.00*/$45.00		13-25 BMC	NA	NA	$45.00*/$45.00	$0
6	Parking on grades	$45.00*/$45.00		13-26 BMC	NA	NA	$45.00*/$45.00	$0
7	Unlawful parking--peddlers, vendors	$80.00*/$80.00		13-27 BMC	NA	NA	$80.00*/$80.00	$0
8	Temporary parking restrictions	$45.00*/$45.00		13-28 BMC	NA	NA	$45.00*/$45.00	$0
9	Time limit parking zones -- green curbs	$58.00*		13-29 BMC	NA	NA	$58.00*	$0
10	Parking within space markings	$45.00*/$45.00		13-30 BMC	NA	NA	$45.00*/$45.00	$0
11	Parking in freight and passenger loading zones--time limits	$45.00*/$45.00		13-32 BMC	NA	NA	$45.00*/$45.00	$0
12	Stopping in Alley	$58.00*		13-33 BMC	NA	NA	$58.00*	$0
	Designated bus and taxicab zones	$80.00*/$80.00		13-34 BMC	NA	NA	$80.00*/$80.00	$0
	Restricted use of Bus and Taxicab zones	$58.00*		13-35 BMC	NA	NA	$58.00*	$0
15	Trailer or semi-trailer parking prohibited	$80.00*/$80.00		13-39 BMC	NA	NA	$80.00*/$80.00	$0
16	Commercial Parking in Business & Residential districts	$80.00*/$80.00		13-40 BMC	NA	NA	$80.00*/$80.00	$0
17	Parking in excess of 72 hours	$45.00*		10.12.045 BMC	NA	NA	$45.00*	$0
18	Commercial vehicle -- parking prohibited	$113.00*		10.16.020 BMC	NA	NA	$113.00*	$0
19	Vehicle parked transporting animals/nuisance	$100.00*		10.16.020A1 BMC	NA	NA	$100.00*	$0
20	Vehicle parked with hazardous substance within city	$100.00*		10.16.020A2 BMC	NA	NA	$100.00*	$0
21	Vehicle parked on road for repair	$100.00*		10.16.020A3 BMC	NA	NA	$100.00*	$0
22	Commercial vehicles over 10,000 lbs. parking in residential area	$113.00*		10.16.020B1 BMC	NA	NA	$113.00*	$0
23	Commercial vehicles over 10,000 lbs. parking on lot/unimproved	$113.00*		10.16.020B2 BMC	NA	NA	$113.00*	$0
24	Commercial vehicles over 10,000 lbs. parking within 100 ft of residential area	$113.00*		10.16.020B3 BMC	NA	NA	$113.00*	$0
25	Commercial vehicles over 10,000 lbs. parking within 150 ft of driveway opening	$113.00*		10.16.020B4 BMC	NA	NA	$113.00*	$0

Police

26	Commercial vehicles over 10,000 lbs. parking in commercial property	$113.00*		10.16.020B5 BMC	NA	NA	$113.00*	$0
27	Commercial vehicles over 10,000 lbs. parking in non-residential property	$113.00*		10.16.020B6 BMC	NA	NA	$113.00*	$0
28	Commercial vehicles over 10,000 lbs. parking in alley	$113.00*		10.16.020B7 BMC	NA	NA	$113.00*	$0
29	Commercial vehicles over 10,000 lbs. parking adjacent to public facility	$113.00*		10.16.020B8 BMC	NA	NA	$113.00*	$0
30	Commercial vehicles over 10,000 lbs. unattached trailer	$113.00*		10.16.020B9 BMC	NA	NA	$113.00*	$0
31	Commercial vehicles over 10,000 lbs. idling over 15 minutes	$113.00*		10.16.020C BMC	NA	NA	$113.00*	$0
32	Unregistered vehicle	$73.00*		4000A CVC	NA	NA	$73.00*	$0
33	Display of license plate	$73.00*		5200 CVC	NA	NA	$73.00*	$0
34	Improper Display of Tabs	$30.00*		5204A CVC	NA	NA	$30.00*	$0
35	Unauthorized Parking on Public Grounds	$35.00*		21113A CVC	NA	NA	$35.00*	$0
36	Stopping/Parking in Bicycle lane	$35.00*		21211A CVC	NA	NA	$35.00*	$0
[illegible]	Parking within Intersection	$48.00*		22500A CVC	NA	NA	$48.00*	$0
[illegible]	Parking in Crosswalk	$48.00*		22500B CVC	NA	NA	$48.00*	$0
39	Parking adjacent to Safety Zone	$48.00*		22500C CVC	NA	NA	$48.00*	$0
40	Parking within 15 feet of Fire Station Driveway	$48.00*		22500D CVC	NA	NA	$48.00*	$0
41	Parking blocking a driveway	$48.00*		22500E CVC	NA	NA	$48.00*	$0
42	Parking on a sidewalk	$48.00*		22500F CVC	NA	NA	$48.00*	$0
43	Parking blocking excavation	$48.00*		22500G CVC	NA	NA	$48.00*	$0
44	Double Parking	$48.00*		22500H CVC	NA	NA	$48.00*	$0
45	Parking in a posted bus zone	$263.00*		22500I CVC	NA	NA	$263.00*	$0
46	Parking on a bridge	$48.00*		22500K CVC	NA	NA	$48.00*	$0
47	Parking blocking wheelchair access	$338.00*		22500L CVC	NA	NA	$338.00*	$0
48	Parking in posted Fire lane	$80.00*		22500.1 CVC	NA	NA	$80.00*	$0
49	Parking more than 18" from the curb	$48.00*		22502A CVC	NA	NA	$48.00*	$0
50	Posted no parking	$35.00*		22505B CVC	NA	NA	$35.00*	$0
51	Parking in/Obstructing space designated for the disabled	$338.00*		22507.8A CVC	NA	NA	$338.00*	$0
52	Obstrucing/blocking disabled space	$338.00*		22507.8B CVC	NA	NA	$338.00*	$0
53	Parking on blue crosshatch	$338.00*		22507.8C CVC	NA	NA	$338.00*	$0
54	Obstructing disabled parking space	$338.00*		22507.8C1 CVC	NA	NA	$338.00*	$0
55	Obstructing disabled parking space	$338.00*		22507.8C2 CVC	NA	NA	$338.00*	$0

Police

56	Parking within 15' of Fire hydrant	$35.00*		22514 CVC	NA	NA	$35.00*	$0
57	Unattended vehicle	$35.00*		22515B CVC	NA	NA	$35.00*	$0
58	Locking person in vehicle	$35.00*		22516 CVC	NA	NA	$35.00*	$0
59	Parking within 7.5 feet of railroad track	$35.00*		22521 CVC	NA	NA	$35.00*	$0
60	Parking within 3' of a sidewalk access ramp	$338.00*		22522 CVC	NA	NA	$338.00*	$0
61	Abandoned vehicle	$275.00*/$50.00		22523 CVC	NA	NA	$275.00*/$50.00	$0

Towing and Storage Services Fees - Below Set By Contract

#	Description	Current Fee/Charge	Unit	Notes	Full Cost	Subsidy %	Suggested Fee	Fee Δ
1	Base Towing Rate - Class A Tow Truck	$130.00	per hour, 1 hr minimum		NA	NA	$130.00	$0
2	Heavy Duty Towing Rate - Class B Tow Truck	$165.00	per hour, 1 hr minimum		NA	NA	$165.00	$0
3	Heavy Duty Towing Rate - Class C and D Tow Truck	$250.00	per hour		NA	NA	$250.00	$0
4	Related Service	$350.00	per hour for crane recovery		NA	NA	$350.00	$0
	Lock Out (no towing required)	$65.00			NA	NA	$65.00	$0
	Lock Out (towing required)	No Charge			NA	NA	No Charge	NA
7	Dolly	No Charge			NA	NA	No Charge	NA
8	After Hours Release Fee	$65.00			NA	NA	$65.00	$0
9	**Storage**							
9a	Automobiles	$30.00	per day, outside		NA	NA	$30.00	$0
9b	Automobiles	$35.00	per day, inside		NA	NA	$35.00	NA
9c	Motorcycles	$15.00	per day, outside		NA	NA	$15.00	$0
9d	Motorcycles	$20.00	per day, inside		NA	NA	$20.00	$0
9e	Trucks, 1 ton under 20 ft.	$40.00	per day		NA	NA	$40.00	$0
9f	Trucks, over 20 ft.	$50.00	per day, per unit		NA	NA	$50.00	$0

Miscellaneous

#	Description	Current Fee/Charge	Unit	Notes	Full Cost	Subsidy %	Suggested Fee	Fee Δ
1	All Reports - Black & White	$0.25	per copy		NA	NA	$0.25	$0
2	All Reports - Color	$0.35	per copy		NA	NA	$0.35	$0
3	Report Request Form - Black & White	$0.25	per copy		NA	NA	$0.25	$0
4	Report Request Form - Color	$0.35	per copy		NA	NA	$0.35	$0

Police

5	Special Events Charge (4 hr minimum)	$65.00	per officer, per hour		$102.84	5%	$97.50	$33
6	Special Events Charge (4 hr minimum)	$70.00	per corporal, per hour		$124.16	15%	$105.00	$35
7	Special Events Charge (4 hr minimum)	$80.00	per sergeant, per hour		$130.37	8%	$120.00	$40
8	Special Events Charge (4 hr minimum)	New	per Lieutenant, per hour		$192.39	45%	$105.00	NA
9	Special Events Charge (4 hr minimum)	New	per Captain, per hour		$180.72	31%	$125.00	NA
10	DUI Investigation & Fine	$110.00	per vehicle		NA	NA	$110.00	$0
11	DUI Enforcement Charge	Same as special events chg			NA	NA	Same as special events chg	NA
12	DUI Recovery	New		Allowed under California Government Code Sections 53155; cannot exceed $12,000	Variable	NA	Actual Cost Up to $12,000	NA
	K-9 Unit Service Charge	Same as special events chg			NA	NA	Same as special events chg	NA
14	Public Dance Fee	Same as special events chg			NA	NA	Same as special events chg	NA
15	Traffic Control Fee	Same as special events chg			NA	NA	Same as special events chg	NA
16	Vehicle Storage Release	$77.00	per vehicle		NA	NA	$115.50	$39
17	Vehicle Storage Release - 30 day	New	per vehicle		NA	NA	$115.50	NA
18	False Alarm Response	none		1st response	NA	NA	none	NA
19	False Alarm Response	none		2nd response	NA	NA	none	NA
20	False Alarm Response	$72.00		3rd response	NA	NA	$72.00	NA
21	False Alarm Response	$144.00		4th response	NA	NA	$144.00	NA
22	False Alarm Response	$144.00		5th + response	NA	NA	$144.00	NA
23	Clearance Letter Fee	$25.00	per letter		$27.70	10%	$25.00	$0
24	Photo Sales Charges	$10.00	per print		$10.00	0%	$10.00	$0
25	Bicycle Licenses	$6.00	per licence		NA	0%	$5.00	-$1
26	Fingerprint Fee	$15.00	+ D.O.J. fees if applicable		NA	NA	$15.00	$0

Police

27	Vacant & Distressed Building Fee	$75.00	Each Property/Per Year	Resolution 2009-09			$75.00	
28	Tape Duplication Fee	$30.00	per tape		$17.21	13%	$15.00	-$15
29	Civil Court Case Charge	Actual Salary Involved			NA	NA	Actual Salary Involved	NA

Fire Department

Plan Review/Inspection								
#	Description	Current Fee/Charge	Unit	Notes	Full Cost	Subsidy %	Suggested Fee	% +/-
1	Residential Plan Review/Inspection	$134.00	per hour (1 hr. min.)		$181.72	0%	$182.00	26%
2	Commercial/Industrial Plan Review/Inspection	$134.00	per hour (1 hr. min.)		$181.72	0%	$182.00	26%
3	Automatic Fire Extinguisher Plan Review/Inspection	$134.00	per hr./person		$181.72	0%	$182.00	26%
4	Fire Alarm Plan Review/Inspection	$134.00	per hr./person		$181.72	0%	$182.00	26%
5	Sprinkler System Plan Review/Inspection	$134.00	per hr./person		$181.72	0%	$182.00	26%

Fire Code Compliance Inspection								
#	Description	Current Fee/Charge	Unit	Notes	Full Cost	Subsidy %	Suggested Fee	% +/-
1	Annual State Mandated Inspection	$134.00	per hr./person (1 hr. min.)		$181.72	0%	$182.00	26%
2	Operational Permit Annual Inspection	New	per hour (1 hr. min.)		$181.72	0%	$182.00	N/A
3	New Business Fire Hazard Inspection	$134.00	per hr./person (1 hr. min.)		$181.72	0%	$182.00	26%
4	**Engine Company Inspection**							
5	Inspection	no fee			$0.00	100%	$0.00	N/A
6	1st Reinspection	no fee			$0.00	100%	$0.00	N/A
7	Subsequent reinspection	$134.00	per hr./person		$181.72	0%	$182.00	26%
8	Fire Suppression Cost Recovery	Actual Cost			NA	NA	Actual Cost	NA
9	Fire Prevention Investigation	Covered by County Contract			NA	NA	Covered by County Contract	NA
10	EMT Service, Non-resident	Covered by County Contract			NA	NA	Covered by County Contract	NA
11	Care Facility serving 25 or fewer persons	$50.00		Mandated by State	NA	NA	$50.00	$0
12	Care Facility serving 26 or more persons	$100.00		Mandated by State	NA	NA	$100.00	$0
13	**Hazardous Materials Record Location**							
13.a	Category 1, Level 1a	$268.00			NA	NA	$268.00	$0
13.b	Category 1, Level 1b	$335.00			NA	NA	$335.00	$0
13.c	Category 2, Level 2a	$268.00			NA	NA	$268.00	$0
13.d	Category 2, Level 2b	$335.00			NA	NA	$335.00	$0
13.e	Category 3, Level 3a	$402.00			NA	NA	$402.00	$0
13.f	Category 3, Level 3b	$469.00			NA	NA	$469.00	$0
14	Hazardous Materials Response	Actual Cost			Variable	NA	Actual Cost	NA
15	Non Compliance Fee	New	per hour (1 hr. min.)		$181.72	0%	$182.00	NA
16	Special Event fee	New	per hour (1 hr. min.)		$181.72	0%	$182.00	NA
17	Special Event - Inspection Fee	New	per hour (1 hr. min.)		$181.72	0%	$182.00	NA

Engineering

Public Works Permit Fees								
#	Description	Current Fee/Charge	Unit	Notes	Full Cost	Subsidy %	Suggested Fee	% +/-
1	Curb & Gutter - <100 ft.	$60.00			$95.52	1%	$95.00	37%
2	Curb & Gutter - >100 ft.	New	per 100 ft		$42.84	0%	$43.00	N/A
3	Sidewalk - <400 sq. ft	$60.00			$95.52	1%	$95.00	37%
4	Sidewalk - >400 sq. ft	New	per 100 ft		$18.79	-1%	$19.00	N/A
5	Pavement - <1000 ft.	$120.00			$148.20	0%	$148.00	19%
6	Pavement - each additional 1000 ft.	New			$95.52	1%	$95.00	N/A
7	Driveway approach - Residential	$60.00	Each		$95.52	-1%	$96.00	38%
8	Driveway approach - Commercial	$81.00	Each		$121.86	1%	$121.00	33%
9	Wheelchair Ramp	$60.00	Each		$95.52	-1%	$96.00	38%
10	Cross gutter/spandrel	$103.00	Each		$138.36	0%	$138.00	25%
11	Sewer main, storm drain, water main <50 ft.	$82.00			$173.12	0%	$173.00	**53%**
12	Sewer main, storm drain, water main >50 ft.	New	per 50 LF		$42.84	0%	$43.00	N/A
13	Sewer lateral	$60.00	Each		$90.32	0%	$90.00	33%
14	Water service	$60.00	Each		$90.32	0%	$90.00	33%
15	Sewer manhole	$81.00	Each		$116.66	1%	$116.00	30%
16	Sewer Clean out	$82.00	Each		$116.66	1%	$116.00	29%
17	Water line Hot Tap	$174.00	Each	Includes the water main run in r/w	$195.68	0%	$195.00	11%
18	Storm Drain Inlet	$189.00	Each		$227.22	0%	$227.00	17%
19	Storm Drain Connector pipe	$145.00	Each		$174.54	0%	$174.00	17%
20	Parkway drain	$81.00	Each		$121.86	1%	$121.00	33%
21	Fire Hydrant	$270.00	Each		$319.56	0%	$319.00	15%
22	Air Vac blow off	$103.00	Each		$253.56	1%	$250.00	**59%**
23	Street Tree	$60.00	Each		$95.52	1%	$95.00	37%
24	Street name & traffic sign	$60.00	Each		$95.52	1%	$95.00	37%
25	Dye Test	$104.00	Each		$144.00	0%	$144.00	28%
26	Penalty for work w/o permit	$244.00			NA	NA	x 2 permit fee	NA

Engineering

27	Overtime inspection	$154.00			$210.72	NA	75% of permit fee	NA
28	Re-Inspection Fee	1.5 x time spent			NA	NA	25% of permit fee	NA

Excavation permit

#	Description	Current Fee/Charge	Unit		Full Cost	Subsidy %	Suggested Fee	% +/-
1	Individual project (parallel to street)	$189.00			$227.22	0%	$227.00	$38
2	Individual project (across the street)	$188.00			$227.22	0%	$227.00	$39

Preliminary Project Review

#	Description	Current Fee/Charge	Unit		Full Cost	Subsidy %	Suggested Fee	% +/-
1	Specific Plan - preliminary	$3,871.00			Deposit		$5,000.00	Deposit
2	Specific Plan amendment - preliminary	$2,540.00			Deposit		$3,000.00	Deposit
	E.I.R - preliminary	$2,862.00			Deposit		$5,000.00	Deposit
	Drainage study	$1,240.00			$2,742.19	-2%	$2,800.00	56%
5	Soils Report	New			$2,742.19		$2,800.00	N/A
6	WQMP Review Deposit	$3,000.00	Deposit		Deposit		$3,000.00	Deposit
7	Traffic study	$2,504.00			$2,800.97	0%	$2,800.00	11%
8	Tentative parcel map - preliminary	$1,843.00			$2,238.97	0%	$2,238.00	18%
9	Tentative tract map - preliminary	$2,531.00			$3,130.97	0%	$3,130.00	19%
10	Tent map- (MH, RV)- preliminary	$2,360.00			$3,130.97	0%	$3,130.00	25%
11	Tent Comm/Indus parcel >4 lots- preliminary	$2,429.00			$2,909.54	0%	$2,909.00	17%
12	Site Plan	$289.00			$360.91	0%	$360.00	20%
13	Plot Plan	$289.00			$392.15	0%	$392.00	26%
14	Condominium - preliminary	$1,023.00			$1,210.24	0%	$1,210.00	15%
15	Consultant service - preliminary	184.00 + consultant's fee			NA		10% over consultants fee	NA

Final Map Review

#	Description	Current Fee/Charge	Unit		Full Cost	Subsidy %	Suggested Fee	% +/-
1	Final map - 0 - 50 lots	$4,885.00			$7,411.56	0%	$7,420.00	34%

Engineering								
2	Final map -51 or more lots	$8,159.00 +$70.00 per lot	per add't lot over 50		$12,561.76		$5,991.00+$90.00 per lot	-$2,168
3	Third check up-final	$914.00			$949.34	0%	$950.00	4%
4	Certificate of Correction - final	$836.00			$999.09	0%	$1,000.00	16%
5	Amend Map-final	$932.00			$1,092.04	0%	$1,095.00	15%
6	Consultant service -final	$183.00 + consultant's fee		Deposit	NA	NA	10% over consultant	NA

Grading								
#	Description	Current Fee/Charge	Unit		Full Cost	Subsidy %	Suggested Fee	% +/-
1	Rough grading 1-5 sheets	$1,734.00			$2,485.35	0%	$2,490.00	30%
2	Rough grading 6-9 sheets	$2,843.00			$3,816.60	0%	$3,820.00	26%
3	Rough grading 10-20 sheets	$4,691.00			$7,042.81	0%	$7,050.00	33%
4	Rough grading per sheet above 20 sheets	New			$9,047.18		$7,050 + $250 per sheet	N/A
	Precise Grading 0-49 lots	$1,249.00			$2,554.62	0%	$2,554.00	**51%**
6	Precise Grading Per lot over 49 lots	New			$2,477.29		$2,554.00+$40.00 per lot	N/A
7	Grading/Stockpile Permit 51-100 CY	$45.00			$52.68	1%	$52.00	13%
8	Grading/Stockpile Permit 101-1,000 CY	$45.00		Plus $21 for every 100 cy or fraction thereof	$52.68	1%	$52.00	13%
9	Grading/Stockpile Permit 1,001-10,000 CY	$230.00		Plus $25 for every 1,000 cy or fraction thereof	$293.22	0%	$293.00	22%
10	Grading/Stockpile Permit 10,001-100,000 CY	$380.00		Plus $75 for every 10,000 cy or fraction thereof	$492.51	0%	$492.00	23%
11	Grading/Stockpile Permit 100,001 or more CY	$1,075.00		Plus $85 for every 10,000 cy or fraction thereof	$1,383.60	0%	$1,383.00	22%

Engineering

Inspections								
#	Description	Current Fee/Charge	Unit		Full Cost	Subsidy %	Suggested Fee	% +/-
1	Inspections - Subdivision Developments	4% of est. constr. costs			NA	NA	4% of est. constr. costs	NA
2	Industrial Waste Inspection	$175.00			NA	NA	Consultant costs + 10%	NA
3	NPDES Inspection	$110.00	per lot		$158.04	0%	$158.00	30%

Final Parcel Map								
#	Description	Current Fee/Charge	Unit		Full Cost	Subsidy %	Suggested Fee	% +/-
1	P.C. Final Map - 1st Sheet	Variable	1st Sheet Only		$2,264.92	0%	$2,275.00	NA
2	P.C. Final Map - Additional sheet	Variable	Each Add'tSheet		$807.24	0%	$810.00	NA

scellaneous Fees								
	Description	Current Fee/Charge	Unit		Full Cost	Subsidy %	Suggested Fee	% +/-
1	Flood Zone Development	$705.00			$1,093.53	0%	$1,095.00	36%
2	Encroachment permit	$352.00			$218.39	0%	$218.00	-61%
3	Over sized/weight permit (Caltrans Rate)	$16.00	Per Trip		$15.62	-2%	$16.00	0%
4	Reimbursement agreement	$1,056.00	Each		$1,084.04	0%	$1,084.00	3%
5	Dedication Document	$224.00	Each		$407.33	-1%	$410.00	45%
6	Street Abandonment	$435.00	Each		$1,168.32	0%	$1,170.00	63%
7	Service Letter	$63.00	Each		$95.17	0%	$95.00	34%
8	Lot Line Adjustment	$619.00	Each		$814.67	0%	$814.00	24%
9	Lot Merger	$619.00	Each		$814.67	0%	$814.00	24%
10	Certificate of Compliance	$653.00	Each		$814.67	0%	$814.00	20%
11	Plan Storage & GIS Maintenance Fee	$12.00	per sheet		$22.75	-1%	$23.00	48%
12a	24" x 36" or Smaller Printout	$12.00	per sheet		$19.37	-3%	$20.00	40%
12b	24" x 36" or Smaller Printout	$12.00	per sheet		$10.12	1%	$10.00	-20%
13	Appeals to City Council or Planning Commission	$543.00			$639.19	0%	$639.00	15%

Engineering

14	Landscape Maintenance District - Annexation	$3,986.00			NA	NA	$3,986.00	NA
15	Assessment/Mello Roos District Deposit	$10,000 min			NA	NA	$10,000 min	NA
16	Technology Surcharge	New					2.5%	
Improvement Plan Review								
1	Improvement Plan Review: 1-5 Sheets	New			$1,185.23	NA	$1,235.00	NA
2	Improvement Plan Review: 5-10 Sheets	New			$3,499.22	NA	$3,650.00	NA
3	Improvement Plan Review: 10-20 Sheets	New			$5,405.66	NA	$5,705.00	NA
4	Improvement Plan Review: 20+ Sheets	New			$8,132.69	NA	$8,535.00	NA

EXHIBIT B
NOTICE OF EXEMPTION

Notice of Exemption

Appendix E

To: ☐ Office of Planning and Research
P.O. Box 3044, Room 212
Sacramento, CA 95812-3044

☒ County Clerk
County of Riverside
P.O. Box 751
Riverside, CA 92502-0751

From:

City of Banning
99E. Ramsey Street
P.O. Box 998
Banning, CA 92220

Project Title:

Ordinance No. 1553, amending Chapter 3.36 and adopting Resolution No. 2019-113

Project Applicant: **City of Banning; 99 East Ramsey Street, Banning, CA, 92220**

Project Location – Specific:

All parcels; all properties; in the City of Banning

Project Location – City: **City of Banning**

Project Location – County: **Riverside County**

Description of Nature, Purpose and Beneficiaries of Project:

City of Banning, CA

Name of Public Agency Approving Project: **City of Banning**

Name of Person or Agency Carrying Out Project: **City of Banning**

Exempt Status: **(check one)**

- ☐ Ministerial (Sec. 21080(b)(1); 15268);
- ☐ Declared Emergency (Sec. 21080(b)(3); 15269(a));
- ☐ Emergency Project (Sec. 21080(b)(4); 15269(b)(c));
- ☒ Categorical Exemption. State type and section number: **Section's 15378(b)(4) and 15273(a)(1) and (2)**
- ☐ Statutory Exemptions. State code number:

Reasons why project is exempt:

The project does not have the potential for resulting in either a direct physical change in the environment or a reasonably foreseeable indirect change in the environment.

Lead Agency **City of Banning**
Contact Person: **Adam Rush** Area Code/Telephone/Extension: **(951) 922-3131**

If filed by applicant:

1. Attach certified document of exemption finding.
2. Has a Notice of Exemption been filed by the public agency approving the project? ☒ Yes ☐ No

Signature: _____ Date: 12-10-19 Title: Community Development Director

x Signed by Lead Agency
☐ Signed by Applicant Date received for filing at OPR: _____

Authority cited: Sections 21083 and 21110, Public Resources Code.
Reference: Sections 21108, 21152, and 21152.1, Public Resources Code.

Revised 2011

CITY OF BANNING
STAFF REPORT

TO:	**CITY COUNCIL**
FROM:	**Douglas Schulze, City Manager**
PREPARED BY:	**Lincoln Bogard, Administrative Services Director** **Lincoln Bogard, Administrative Services Director**
MEETING DATE:	**March 26, 2024**
SUBJECT:	**Consideration of Whether to Conduct a Citywide Forensic Investigation and, if so, Select a Finalist from the Request for Proposals for Citywide Forensic Investigation Services**

RECOMMENDATION:

Confirm the City Council's consensus to engage a firm to perform a citywide forensic investigation of Treasury functions with a focus on cash and, if so, select one of the finalist firms that submitted a proposal in response to the Request for Proposals for Citywide Forensic Investigation Services and direct the City Manager to negotiate an agreement with the selected firm for the City Council's future consideration.

BACKGROUND:

The City hired a new Finance Director on June 23, 2022. Fiscal Year 2021-22 ended on June 30, 2022. As a part of the year-end close process and completion of the audited financial statements, the Finance Director determined that the Electric Utility had approximately $4 million in unrestricted cash at fiscal year end. In approximately October 2022, the City Manager, Finance Director, and Deputy Finance Director held discussions with the then Electric Utility Director, about the low levels of cash reserves at the electric utility. The Council determined that the Electric Utility would maintain an unrestricted cash reserve of $11 million. The audited financial statements confirmed that $4 million level of unrestricted cash. Continuing conversations occurred over the remainder of FY 2022-23, and the Finance Director (now Administrative Services Director) conducted a much more thorough analysis as the departments unrestricted cash ultimately moved negative department-wide in March and April of 2023. When the Administrative Services Director brought the June 30, 2023, negative unrestricted cash balance of approximately $9 million (later revised based on year-end GASB 31 entries to negative $8.6 million) to the City Manager, we agreed on the critical importance of reporting the results to Council. The analysis was presented to Council in a Special Session on August 15, 2023. Also in August, we moved forward with contracting GHJ Associates to perform a Phase 1 forensic investigation into the results of operations since 2018. Council expanded the scope of the forensic investigation twice. The final results were presented to Council and the public on February 27, 2024.

The forensic investigation confirmed the reporting that was made to Council on August 15, 2023. That meeting can be viewed online and is accessible from the City's website. The majority of cash spend related to capital asset construction and was approved by Council as a part of the Capital Improvement Plan. While there were issues of non-conformance with procurement policy issues, Council retroactively approved all instances identified, and no allegations of fraud were noted in the forensic investigation. Almost all areas of concern from a financial operations perspective can be identified through a thorough analysis of cash. Ultimately, the Electric Utility unrestricted cash balances decreased by over $30M

during Mr. Miller's tenure (2018-2024, and as of June 30, 2023).

When Council and the public were informed about the cash decline that electric incurred over the last five years, some Councilmembers and residents expressed a desire to have a Citywide investigation performed. The Administrative Services Director stated that no other issues were identified in his Citywide analysis, but that he and the City Manager were agreeable to a Citywide investigation into treasury functions (cash in particular). The Administrative Services Director obtained Council approval to issue a Request for Proposals (RFP) for this investigation. Staff also recommended that the evaluation of submissions be conducted by Finance Directors from other area local governments in the Pass Area and Coachella Valley. Council approved and those Finance Directors and the elected City Treasurer for the City of Banning conducted the evaluation of the six proposals submitted for consideration.

JUSTIFICATION:

When the final results of the forensic investigation of the electric utility were presented to Council on February 27, 2024, several members of Council and the public expressed concern that the City Council had authorized $153,000 for the investigation that had not identified much more than the Finance Director (Administrative Services Director) presented to Council and the public on August 15, 2023.

Staff is aware that the cost of a Citywide forensic investigation of cash will likely cost as much as or several times more than the electric utility investigation, depending on the number of Phases approved by Council. If no other areas of concern are identified the cost could be as low as the electric investigation.

Council conducted interviews with the top three evaluated firms (Marsh Minick, P.C., FORVIS, LLP, and BDO USA, P.C.) on February 27, 2024. The initial round of scoring results of all firms are below. City staff provided the Council with the proposals and asked the Council to score the firms prior to this meeting and the top-rated firm will be disclosed to Council at this meeting for potential approval of initiating a contract.

Evaluation Criteria	
Criteria	Weight (Points)
Qualifications	25 (25% of Total)
Pricing	25 (25% of Total)
Experience (Projects of similar size and scope)	25 (25% of Total)
Professional References	10 (10% of Total)
Approach and Methodology	10 (10% of Total)
Value Added Services	5 (5% of Total)

Aggregate Scores Summary							
Vendor	Evaluator 1	Evaluator 2	Evaluator 3	Evaluator 4	Evaluator 5	Evaluator 6	Total Score (Max Score 100)

Marsh Minick, P.C.	89	84	95	94	86	83	**88.5**
FORVIS, LLP	87	85	89	90	89	86	**87.67**
BDO USA, P.C.	85	86	91	89	97	59	**84.5**
GHJ Advisors	83	87	81.5	81	99	62	**82.25**
McKenzie Forensic Auditors, Inc.	72	80	77	87	90	58	**77.33**
Engel & Engel, LLP	42.5	63	45	78	75	34	**56.25**

Vendor Scores By Evaluation Criteria

Vendor	Qualifications (25 Points)	Pricing (25 Points)	Experience (25 Points)	Professional References (10 Points)	Approach and Methodology (10 Points)	Value Added Services (5 Points)	Total Score (Max Score 100)
Marsh Minick, P.C.	24.2	19.5	24.3	8.3	8.7	3.5	**88.5**
FORVIS, LLP	24.2	16.3	24.2	9.7	9.2	4.2	**87.67**
BDO USA, P.C.	20.7	20	21.5	9	8.5	4.8	**84.5**
GHJ Advisors	23.3	17.9	20.3	8.7	7.7	4.3	**82.25**
McKenzie Forensic Auditors, Inc.	21.5	22	18.7	6.7	6.7	1.8	**77.33**
Engel & Engel, LLP	19	7.7	14.5	7.2	6.8	1.1	**56.25**

FISCAL IMPACT:

- If no firm is chosen and staff is directed to perform a deeper dive there will be no fiscal impact except staff time.
- Phase 1 services will be as identified in the selected proposal.
- If a Phase 2 is contracted that will likely cost four to six times as much as Phase 1, if not already identified in the selected proposal.
- Any additional phases would be at the direction of Council and would be priced at that time if requested.

ALTERNATIVES:

1. Take no action to complete a citywide forensic investigation.
2. Take no action to complete a citywide forensic investigation and task staff with additional research and presentation to Council.
3. Select a firm from the three finalist firms previously interviewed by the City Council to enter into a contract for a forensic investigation of Treasury functions with a focus on cash. (Staff will negotiate the agreement with the selected firm and bring to Council at the earliest regular City Council meeting possible.)
4. Provide alternative direction to staff.

ATTACHMENTS:

1. Marsh_Minick_Proposal.pdf
2. FORVIS_Proposal.pdf
3. BDO_USA_Proposal.pdf

November 21, 2023

This Proposal is in response to the Request for Proposals ("RFP-23-040") by the City of Banning ("City") for Forensic Accounting and Investigation Services. This Proposal was prepared by Marsh Minick, P.C. a firm that specializes in forensic auditing ("Marsh Minick").

Scope and Work Summary

Marsh Minick understands that the City is needing forensic audit services on the financial activity of the City's Treasury functions starting January 1, 2018 to June 30, 2023. The forensic audit proposal includes the following work:

- Phase 1: Examination of the City's Treasury functions, including primary revenue collection, to assess whether there are conditions and predicate to perform investigative services (Phase 2)
- Phase 2: Investigative services may be warranted for potential instances of mismanagement, fraud, waste, abuse, or other serious violation, depending on the outcome of (Phase 1) Examination of the City's Treasury Functions.
- Deliverables for the forensic audit will include and an immediate an oral briefing of findings and observations to the City Manager, City Council, and City Legal Counsel. Additionally, a fact-based report of findings that includes quantification of harm and evidence that substantiate the findings and observations. Recommendations will also be provided for improvements.

Best and Most Qualified Firm

Marsh Minick is a specialized audit firm that solely practices forensic auditing and investigation service engagements. Our clients are government and publically funded agencies, including cities and other entities that are recipients of public funding. Marsh Minick's forensic audit team is highly qualified, capable and skilled in this field with over 20 years of experience. Forensic auditors each have advanced master's degrees in financial forensic, bachelor's degrees in accounting and management, and specialized credentials as fraud examiners and financial crime investigators (CFE and CFCI).

The firm's Principal owners personally render services. Marsh Minick provides nationwide services. We are a certified women owned small business. Marsh Minick are willing to enter into a contract under the terms and conditions prescribed by the RFP and sample agreement.

Your Point of Contact for Services is: Melisa Frick Minick, MS, CFE, CFCI
Email: melissa@marshminick.com, Phone: (971) 266-1846 in Pacific Standard Time

We entrust you will find this proposal informative. Thank you for your time and consideration.

Sincerely,

Marsh Minick, P.C.

Brand Marsh *Melissa Frick Minick*

VB-A: Proposal for Forensic Accounting and Investigation Services

Marsh Minick specializes in conducting forensic auditing and investigation services. Our approach is to be independent fraud examiners and financial crime investigators. We rely on fact-based evidence gathered during the forensic audit for the resulting findings. Marsh Minick conducts risk-based forensic audits, which will encompass all of the City's Treasury financial activities. The examination will target areas of concern where the greatest likelihood of risk and magnitude of problems may exist. Targeted risk-based forensic auditing is the superior approach as it focuses scrutiny into the most likely problem areas, delves into problem areas most worthy of forensic audit attention, and also maximizes efforts to achieve objectives.

Objectives and Scope of Work

The objectives of the forensic accounting and investigation services are to:

- Phase 1: Examination of the City's Treasury functions, including primary revenue collection, to assess whether there are conditions and predicate to perform investigative services (Phase 2)
    - General review the City's revenue transactions, deposits, financial system (NaviLine by Central Square) and banking activity for all Departments, Utility Authority, Successor to Former RDA, and other fiduciary and custodial funds
    - Cursory examination all Treasury financial activity for receiving, investing, and disbursing monies in accordance with state statutes
    - Basic assessment of information to substantiate transactions that have occurred in the City's Funds, such records or data about revenue deposited, collection logs and receipts, purchase orders, contracts, invoices, disbursements, approvals and authorizations, and other information that is identified
    - Preview governance documentation such as City Resolutions and Ordinances, policies, procedures, meeting agendas, meeting minutes and notes
    - Collection of other pertinent information for financials as warranted and identified during the examination, such as computerized files, emails, and formal memorandums
    - Performance of information gathering interviews with individuals who processed and oversaw financial controls in the City's Treasury, and other knowledgeable individuals such as figureheads, department heads, and subject-matter experts at the City
- Phase 2: Investigative services may be warranted for potential instances of mismanagement, fraud, waste, abuse, or other serious violation, depending on the outcome of (Phase 1) Examination of the City's Treasury Functions.
    - In-depth review of the City's financial activity and transactions that appear to have irregularities or inconsistencies
    - Risk-based examination that is focused on the areas of greatest risk and likelihood of potential wrongdoing to identify whether incidents exist of a particular scheme that may have caused harm
    - Forensic testing of transactions and information through investigative probing of the

area(s) of risk to reveal corroborating and consistency in results
    - Collection of additional pertinent information for financials as needed to support examination and forensic testing efforts, which will be based on the areas of risk
    - Performance of forensic and admission seeking interviews with individuals who may have direct first-hand knowledge or information about potential wrongdoing
- Deliverable for the forensic audit will include:
    - An immediate an oral briefing of findings and observations to the City Manager, City Council, and City Legal Counsel
    - A fact-based report of findings that includes quantification of harm and evidence that substantiate the findings and observations
    - Consulting and recommendations for improvement will be provided in an effort to prevent future reoccurring instances of problems
    - Availability for follow-up actions such as court testimony or law enforcement support

Predicate

The predicate for the forensic accounting and investigative services will be discussed with the City during the introductory meeting. Predicate for the forensic examination will involve a potential risk of financial loss or mishandling from known or suspected incidents or allegations of possible wrongdoing. Predicate can include situations where there is financial uncertainty, such as financial activity that does not seem to make sense; where there may be situations of financial reports out of balance, money is misplaced or missing, financials not fully or properly transacted, concerns about compliance, or other unusual activity or abnormality that causes suspicion.

Scope Period

The scope period is January 1, 2018 to June 30, 2023.

Forensic Audit Approach: Phases 1 and 2

The accounting and investigative approach from beginning to conclusion are as follows:

Planning & Information Gathering
Planning and introductory meetings to assess concerns, risks, and collect initial data readily available about the predicate and scope of work services
Request, obtain, collect, and review information from the City, including records, files, and data that is in paper-based and electronic-based formats; examples are financial system export, ledgers, and emails
Conduct interviews with individuals that may have first-hand information, including former and current City officials, employees, or contractors, and collect any information they may have additionally

Perform investigative inquiries in special access and public databases and online websites (such as the internet archive and social media posts); obtain information from other public entities as needed (such as FOIA); and locate other information retained external to the City (such as vendor and contractor files)
Assessment, Analysis and Testing *** May continue interviewing and information gathering as needed to complete analysis and tests**
Review governing, compliance, and risk related documents that require adherence, including City Resolutions, Ordinances, policies, procedures, agreements and contracts
Review financial and Fund data, accounts, ledgers, transactions, reports, management and operational records, and other identified supporting communications, information, data, and documentation that is generated during the handling of financials at the City
Perform forensic analysis and evidence-based testing of the totality of information gathered to identify instances of errors, possible non-compliance, and if there are any suspicious transactions that may be fraud, waste, abuse, misconduct, other wrongdoing, or mismanagement
Deliverables
Report of Findings that is comprehensive about the major incidents or problem areas, calculation of the dollar amount of financial impacts, quantification and extent of the findings, and fact-based evidence
Recommendations for improvement based on problem incidents and areas from the report of findings
Report of Findings and Recommendations will be provided on a USB drive and will include a digital recorded video of an oral summary of the results
Verbal debrief or summary of the Report of Findings through a live virtual or in person meeting, or present in a City Council Meeting

Approach: Planning and Information Gathering

Marsh Minick will begin the forensic audit with an introductory meeting held with the City contact person(s) and other key individuals. The agenda for the introductory meetings will include a discussion about predicate, specific goals, areas of interest and concern, review of the approach and timeline, and any other important information at the onset of the forensic audit.

Marsh Minick will perform onsite information gathering at the City offices and information gathering can be performed from Marsh Minick offices and done remotely. How the information is gathered, whether onsite or remotely, will be based upon the availability and condition of records, as well as City staff effort and availability capacities. Marsh Minick will provide an information request checklist to begin gathering documents, records, and data. The anticipated information to be requested and collected on the checklist will be necessary to perform a lookback at financial system Funds and accounts, statements, financial records, meetings minutes, and other relevant documentation that occurred in the scope period.

Additionally, governance documentation will be requested such as applicable Resolutions and Ordinances, along with other pertinent information like contracts.

Marsh Minick will perform interviews with select individuals that have first-hand information that is relevant to the forensic audit, which may include current and former Board members, Officials, Department heads, employees, individuals responsible for financial management, contractors, and/or individuals with relevant information or allegations. Additional information will be gathered as needed from websites, such as the City website, public databases of information, or investigative queries.

Approach: Assessment, Analysis, and Testing

Marsh Minick will review and analyze the information gathered and perform forensic audit testing that is specific and customized for the City's situation. Forensic analysis and tests will reveal the validity and accuracy of financial records, and allow Marsh Minick to examine transactions for the risk of financial misconduct or fraud. There will also be an evaluation of governance, compliance, and risk practices that will reveal the root cause and reason behind the financial issues.

During the Forensic Examination phase, Marsh Minick will review and analyze the information gathered and perform forensic audit testing that is specific and customized for the City's situation. Forensic analysis and tests will be planned and devised specifically to examine fraud risks, allegations, complaints, grievances, and problem areas. The forensic analysis and tests will be fact-based on the evidence, and results will reveal the validity and accuracy of financials. Marsh Minick will investigate financial activity that may be caused by noncompliance, mismanagement, misconduct, waste, abuse or fraud. The evidence examined will reveal the causes of the problem(s), and the forensic analysis and testing will quantify the magnitude and impact of any suspicious activity detected. Forensic examination may include, but is not limited to:

- Perform risk-based forensic testing where the greatest likelihood of fraud risk is expected.
- Perform tests with compliance of contractual obligations and agreements to financial transactions.
- Perform tests on Fund transactions and financial records, including, revenue and disbursements, bank and financial institution information.
- Perform tests based on the abnormalities, incidents, and allegations that predicated the forensic audit, such as accusations identified during information gathering.

Approach: Deliverables

Marsh Minick will prepare an extensive concluding fact-based report that details the findings that forensic auditors have determined are reportable and will include supporting evidence within the report. The findings will be quantified to reveal the extent of problems, such as frequency of problem instances, and calculation financial impact. Additionally, the findings will reveal the causes of the problems and identify individuals and organizations that appeared to be the wrongdoers. Marsh Minick delivers the findings report electronically, and will not print report(s) unless there is a specific request by the City for printing/shipping. Recommendations, verbal summary or debrief are provided.

Communications

There will be a status report provided by Marsh Minick every two weeks to communicate the audit's progress. The status report will detail progress and upcoming activities, preliminary information and findings when possible, and project financial updates. The status report will go to the forensic audit point of contact(s), and may also include a telephone or virtual meeting as needed.

Marsh Minick is cognizant that a forensic audit may feel like an annoyance; therefore, the audit team commits to working independently with minimal disruptions as possible. If an issue arises, Marsh Minick will immediately reach out to the City and make suggestions for resolution.

Timeline

Marsh Minick has prepared a project schedule to complete the work services.

Phases	January 2024	February 2024	March 2024	April 2024	May 2024
Phase 1					
Phase 2					
Deliverables					

VB-B to E: Company Information, Personnel, Disclosure, Experience & Reference

Firm Profile

Marsh Minick, P.C. specializes in forensic auditing, internal control evaluations, risk and compliance assessments, and financial investigation consulting for governmental and publicly funded agencies.

Marsh Minick has one office and is domiciled in Portland, Oregon and provides nationwide services. Work is performed from our office, and at the client's worksite when needed, which will be determined at the onset of the engagement. We are an Oregon registered women business enterprise, emerging small business, and disadvantaged business enterprise (COBID #10212) company; additionally we are certified by the federal government for being a women-owned small business.

About Marsh Minick, P.C.

Forensic auditing services are personally rendered and delivered by the firm's principal owners, Brandi Marsh and Melissa Frick Minick. Resumes are included at the conclusion of this proposal.

The auditors were professionally trained in this field together and have been working as a team for 20 years' (since 2003) performing financial forensics. The firm, Marsh Minick, P.C., was formed in 2013 and the practice was established in 2015. Marsh Minick are an effective auditing team because of working so closely in partnership for so long, and are skilled forensic auditors with a track record of completing highly complex forensic audit services.

The principal owners are the sole practitioners at Marsh Minick with the support of one administrative professional. The practitioners have earned the following certifications:

- Association of Certified Fraud Examiners (CFE)
- International Association of Financial Crime Investigators (CFCI)
- Association of Certified Anti-Money Laundering Specialists (CAMS)
- Department of Justice, Federal Bureau of Investigations (FBI) Citizens Academy



The principal owners at Marsh Minick each hold educational Degrees in the following:

Brandi Marsh, MS, CAMS, CFE, CFCI

- Bachelor's in Accounting, Eastern Oregon University, La Grande, OR
- Master's in Fraud and Forensics (GPA 4.0), Carlow University, Pittsburgh, PA

Melissa Frick Minick, MS, CFE, CFCI

- Bachelor's in Business, Eastern Oregon University, La Grande, OR
- Master's in Fraud and Forensics (GPA 3.97), Carlow University, Pittsburgh, PA

Copies of degrees and transcripts are available upon request.

Firm and Personnel Experiences

Marsh Minick is experienced with conducting forensic auditing, risk and compliance services for government entities and publicly-funded organizations. Marsh Minick has performed forensic audits in the past under high pressure and scrutiny by the public, and which affects public programs, officials and employees. We have experience forensic auditing when there is financial mismanagement, waste, abuse, and financial crimes that have occurred. Marsh Minick's forensic audits always start with a predicate, such as situations where amounts of funds are unknown, uncertain, lacking transparency, missing, unaccounted for, wrongly tracked, out of balance, underperforming, or allegations of suspicious activity when money is misused or stolen.

Audits previously conducted by Marsh Minick normally involve complex financials that require forensic review, analysis, testing, verification, reconstruction and recalculation of transactions, accounts, statements, and other financial documentation. In many cases, Marsh Minick must utilize investigative techniques to obtain, locate and recover lost and destroyed records, and originals of manipulated financial documentation. Marsh Minick evaluates governance, compliance, risk and controls for functionality and effectiveness as part of forensic audits, which provides the root cause and reasons for how the situation came about leading to the examination. Typically Marsh Minick discovers during audits that there are conflicts among parties, such as oversight bodies, public officials and employees that includes disagreements, grievances, allegations, and political motivations, which Marsh Minick works through those obstacles to get all tasks completed.

Throughout forensic audits we have conducted in the past, Marsh Minick communicates with the contact person and provides a status report every-two-weeks that details progress and upcoming activities, preliminary information and findings when possible, and project financial updates.

Deliverables are always a fact-based report of findings that contains all auditing procedures performed, forensic testing and analysis results, and reconstruction of critical financials. Additional deliverables are recommendations for improvement that are meaningful and practical to implement, and a video containing an oral summary of the results and deliverables.

List of Former Clients and Samples of Prior Audit Reports

Marsh Minick's prior work services have been trusted by all forms of government entities and agencies, and organizations receiving public-funding. To demonstrate Marsh Minick's firm knowledge and experience, a select list of former and current clients is provided, along with a description of the work performed. Marsh Minick has completed similar work services in the past as being proposed for the City, including having performed services pertaining to the following highlighted in the client list:

- Forensic auditing
- Examinations and evaluations of documents, records, and data
- Financial forensics of funds, income, grants and endowments
- Reconstruction and validation of financials and accounting funds
- Governance, risk, compliance, and control assessments
- Services previously performed in similar scope or relatable topic

Samples of reports and other deliverable materials previously completed by Marsh Minick have been published online by past governmental clients and/or news media. Most of Marsh Minick's concluding reports are thorough often approximately 100 pages in length, encompassing the audit procedures, analysis and test findings, reconstruction of financials, and recommendations. Marsh Minick requests the City review the online samples of past work provided in the links below as part of the evaluation of our qualifications. Two references are provided below. If additional references are needed, please feel free to contact Marsh Minick.

Type of Client	Examples of Past and Present Forensic and Audit Work Services Performed
Housing Authorities	Washoe Housing Authority - Washoe Tribe of Nevada and California Forensic Audit of the Housing Authority funds from federal block grants, HUD grants, and capital investment project funds endowed for construction projects and maintenance of Tribal community residential housing. Forensic testing was complex because of the multitude of grant drawdowns and regulatory compliance and legal stipulations for financial expenditures. There was a risk and controls assessment performed as part of the examination. Findings were that $5.4 to $6.6 million dollars in funding was mismanaged, which should have gone towards public housing development and construction. There was abuse of power and nepotism pertaining to construction contracts to build public housing. Findings were delivered to the Board of the Housing Authority, as well as Tribal Council for the Tribal Community. Improvement after the forensic audit was transparency to the community, and Tribal fulfillment of regulatory requirements for accepting and spending federal money.
	Hazlehurst Housing Authority for the City of Hazlehurst, Mississippi Forensic Audit of the public Housing Authority financials including rent receipts from tenants, funds endowed by City, and HUD grants. Significant and critical financial records and documents had been intentionally manipulated and destroyed to cover-up stealing by the Executive Director. Forensic audit required locating and reconstructing financial records in alternative methods, such as contacting vendors and credit card companies for statements and invoices, forcing a password reset on the Executive Director's computer files and emails, obtaining financial records previously provided to other auditors and regulatory agencies. The financial impact discovered by the forensic audit findings was $748,500 had been mismanaged and also stolen through embezzlement by the Executive Director for personal purchases. The U.S. HUD and DOJ convicted the Executive Director in federal court for stealing over $50,000. . News about the Criminal Conviction by the US DOJ and HUD: https://www.justice.gov/usao-sdms/pr/former-housing-authority-director-pleads-guilty-stealing-federal-funds
	Cascadia Housing, Inc. (Cascadia Behavioral Healthcare Housing Resources), Portland, Oregon Forensic Audit of the public Housing and Properties financials after fraudulent transactions had been discovered in their Yardi Account, which was an account only to be used for depositing rent payments from tenants of the public housing units. Performed information gathering of bank account records and financial system data, along with examination of transactions flagged as fraudulent. Conducted interviews with Housing staff and management familiar with the public housing unit and financial processes, including the Agency's Financial Controller of funds. Identified that one of the tenants residing in the public housing unit has used the account's routing and account number to make fraudulent purchases online for precious metals and jewelry (gold and diamonds). Prepared a written report for the Housing management to report the incident to HUD and state and local grant programs administrators related to the financial losses and transactions, as well as internal control conditions that led to the delayed identification of the fraud, and recommendations for improvement. Coordinated the Housing Authority police report and investigation by Portland Police Financial Crimes Unit.
City Governments	City of Portland's Office of Community and Civic Life Forensic Audit of a Neighborhood District that Marsh Minick discovered had mismanaged $179k of public money granted by the City and through public endowments for residential and

	commercial community services. The publicly funded Neighborhood District also had federal Paycheck Payment Protection Act (PPP) funds received as part of the COVID relief and pandemic. Forensic audit included examination of financial records, board records about meetings, interviews with board and community members, and a financial controls evaluation of the District. The audit revealed fraud had occurred, and there was continuous problems administrating public funding services as obligated and non-compliance. Findings led to the City Council and Commissioner in charge of Civic Life to redirect public funding for more effective community services and programs. Report to the City: https://www.opb.org/pdf/Forensic%20Audit%20of%20SWNI_1605822641636.pdf
	City of Pontiac, Michigan (Reference #1) Forensic Audit of the entire citywide financials following allegations of wrongdoing by the former Mayor, Finance Director, and Executive Office staff. After a thorough examination the result was $1.627 million impact with evidence of apparent fraudulent use of grant funds, including personal travel, and abuse of power over financials, such as mishandling of contracts, improper invoicing and payments to contractors, and campaign finance violations of law. There was willful non-compliance of contracts and misconduct by the former Mayor, and the Finance Director's termination followed the forensic audit results. Report to the City: https://www.theoaklandpress.com/wp-content/uploads/2022/08/Forensic-Audit-Findings-Report-and-Recommendations-City-of-Pontiac-Reduced-1.pdf City Council Video of Forensic Audit Results on 8-4-22 (segment starts at 29 minutes): https://youtu.be/YpkpatFq2no
	City of Seattle's Treasury Department Fraud Risk Assessment and Internal Controls Evaluation after cash was missing from the City's Treasury vault and cash handling procedures were not being followed. Performed onsite inspection and review of governance and processes. Recommended multiple improvements to the City's Treasury operations by improving measures and practices to secure public money.
	Teacher's Retirement System of the City of New York Fraud Risk Assessment and Internal Controls Evaluation of the public pension and retirement funds from City public school and university teachers. Performed surveys and interviews, and determined risk likelihood, significance, and control measures. Recommended improvements to the City's processes, revised policies and procedures, and delivered training about risk and compliance matters to City employees administrating pension and retirement funds.
County Governments	Pulaski County Court for Yorkwood Recreational District, Arkansas Forensic Audit ordered by the County Court of a publicly funded community facility in Yorkwood Recreational District. The pool, pool house, tennis court, playground equipment, and local park had been in disrepair and not operable. Findings were that over $50,000 in publicly endowed funds were supposed to be expended on a capital construction project to fix and rebuild the facilities, but the District's Board had hired and paid non-licensed construction contractors who stole the money and never performed construction work on the facilities. A Board member had been also discovered to have been embezzling funds for "mowing" and other community

	services that they did not actually perform at the facility. Fulfilled the court order by a judge in the County for public transparency and community awareness of the District's financial situation as a result of the financial mismanagement and fraud losses.
	Karnes County Judge, California (Reference #2) Forensic Audit of the financials for all County offices, which were being handled by the County Treasurer and County Auditor's Offices. The examination included highly complex financial reconstruction and recalculation of numerous county funds and investments, including oil and gas. Findings were that $39 million of County funds and investments had been mismanaged, compliance and risk controls were not functional. Improved transparency of financial affairs, and provided recommendations and guidance for how to remediate issues.
	Saline County Board, Illinois Forensic Audit of County Clerk and Recorder's Office regarding financial mismanagement of public funds from County income from services and taxes. Forensic audit included a risk assessment. Findings included misappropriation of all County funds. There was highly complex taxation, fund, and financial movements that was examined as part of this audit. Improved transparency for financial affairs at the County. Report to the County Board: https://thesouthern.com/view-the-full-forensic-audit-of-saline-county-clerks-office/pdf_ea6de65e-2f06-53ab-88bd-61e775356bec.html
State Government	Oregon Secretary of State's Audit Division Fraud Investigation of State's Business Energy Tax Credit Program, which was administrated by the Oregon Department of Energy. A highly complex examination to validate, verify, and reconstruct financials for 4,000 renewable energy projects in a $2.4 billion dollar tax credit program. Conducted interviews of over 40 individuals. Findings were that $347 million dollars in projects that had concerning financials. Recommendations were implemented by the State in phases. Additionally, there was a criminal conviction for fraud and conspiracy. Report to the Secretary of State: http://media.oregonlive.com/politics_impact/other/20160907165604113[5].pdf Report to the Department of Justice: http://media.oregonlive.com/business_impact/other/ODOJ%20report.pdf News about the Criminal Conviction: https://www.justice.gov/usao-or/pr/seattle-man-pleads-guilty-fraud-conspiracy-involving-former-oregon-department-energy
Federal Government	U.S. Department of the Treasury – Office of the Comptroller of Currency Anti-Money Laundering Bank Examinations of financial institutions nationwide to oversee compliance with financial regulations. Engage with Bank executives and senior managers to obtain financial documentation and perform interviews. Conduct risk and compliance testing, and other financial forensics necessary to make findings. Provide the US Treasury Examination Supervisor in Charge with a written summary of findings. Meet with Examination team and Bank executives and senior management as needed to explain results of findings.

References

Prior Experience Reference #1	
Name	City of Pontiac, Michigan Mr. Khalfani Stephens, Deputy Mayor kstephens@pontiac.mi.us
Address	Pontiac City Hall 47450 Woodward Ave, Pontiac, MI 48342
Time period services provided	May 2022 – August 2022

Prior Experience Reference #2	
Company Name	Karnes County, California Honorable Judge Wade Hedtke wade.hedtke@co.karnes.CA.us
Company Address	101 North Panna Maria Ave, Suite #101, Karnes City, CA 78118
Time period services provided	October 2019 – February 2020

Standards

Marsh Minick will perform the audits aligned to Generally Accepted Government Auditing Standards (GAGAS) for forensic auditing. Additionally, Marsh Minick will follow the Association of Certified Fraud Examination (ACFE) methodology for forensic examination. Marsh Minick will first begin by gathering and examining general information, and then narrow down focus to risk and problem areas by gathering more specific information to scrutinize through examination. This forensic audit examination methodology is based on empirical science of observation and experimentation of evidence. Marsh Minick will perform fact-checking of evidence that is forensically examined, such as validate the same document from more than one source, or by repeatedly probing a problem area to experiment whether the results are consistently drawn to form a conclusion (finding). When forensic auditors determine it is sensible, reasonable, and possible, Marsh Minick will perform statistically significant forensic testing of data to achieve 90% to 98% confidence levels, with a 2-10% margin of error.

Disclosure: Conflicts of Interest – Independence Statement

Marsh Minick is independent firm with no business or personal dealings in the City of Banning or with the State of California; therefore, Marsh Minick is free from any conflicts of interest and will maintain independence free from any influence and conflicts aligned with government audit standards.

VC: Price Proposal for Services Outlined

The all-inclusive maximum price of all indirect and direct costs is $304,000, discounted from the $368,000 calculated on the provided Pricing Form. The breakdown of those costs is as follows:

- Marsh Minick's firm hourly rates are $250 for forensic auditing services and $75 for administrative services.
- Phase 1: The anticipated effort is expected to be upwards of 960 forensic auditing hours and 480 administrative hours.
- Phase 2: The anticipated effort is expected to be upwards of 320 forensic auditing hours and 160 administrative hours.
- There will be two (2) Forensic Auditors/Investigators and one (1) Administrative Assistant assigned full-time and dedicated for all four (4) months of services to the City
- Investigative database or public information queries
- Printing and shipping (only if requested by the City)
- USB, CD, or external storage devices
- Travel necessary to fulfill services, include transportation, lodging, mileage, meals and incidentals (M&I) that are aligned with GS&A and IRS rates for location
- Any other expenses and costs that arise to fulfill services
- All services and costs are billed monthly due date net 30 days
- Any consulting services following the forensic audit for law enforcement or court support would be billed following the firms rates and pricing stated above

FORVIS®

V.A COVER LETTER

Citywide Forensic Accounting and Investigation Services
RFP-23-040



Submitted by FORVIS, LLP

A proposal for:

City of Banning

Primary Contact
Rand Gambrell, CPA, ABV, CFE, CFF
Managing Director
Phone: 303.837.3594
Email: rand.gambrell@forvis.com

Secondary Contact
Christie Clements, CISA®, CRMA®
Managing Director
Phone: 317.383.4037
Email: christie.clements@forvis.com

FORVIS is a trademark of FORVIS, LLP, registered with the U.S. Patent and Trademark Office

V.A Cover Letter

77 West University Drive / Mesa, AZ 85201
P 480.834.8030 / **F** 480.644.9877
forvis.com

November 28, 2023

Ms. Barbara Mason
Purchasing Manager
City of Banning
99 E. Ramsey Street
Banning, CA 92220

Dear Ms. Mason:

City of Banning (City) is no stranger to the complex challenges that come with serving the public. Constant regulatory updates and budgetary constraints are just a few of the issues the City has to address as you work to satisfy demand for your services and citizen needs. Navigating this environment can be difficult without a professional services firm with extensive public sector experience to provide helpful guidance and tools you require. **FORVIS** is here to help.

We have reviewed all elements of the RFP and we understand the City's request for forensic accounting and investigative services related to all activity of the City's Treasury functions and stand ready to proceed according to your 4 month timeline.

FORVIS, a new firm combining two established track records of specialized accounting and consulting experience, can provide the City with the service-specific insight and knowledge you deserve. While forensic accounting and investigation services often look alike on paper, the quality and efficiency of the process, timing, and reporting can vary among providers. To the City, FORVIS forensic accounting services can mean the difference between a check-the-box approach and a service process tailored to your specific needs that delivers additional value and proactive advice. Your proposed engagement team has experience working with municipalities and knows they require an understanding of a number of accounting and reporting nuances. We have the experience to help you navigate a complex forensic accounting and investigative project.

Proposed Services for the City

The City has requested information and a fee quote for the following professional services:

- Forensic investigation and accounting procedures as necessary to identify, investigate, trace, examine, and quantify all identified abnormal financial activity relating to receipts or disbursements, including tax receipts and distributions for the period January 1, 2018, through June 30, 2023.

Please see **A. Statement of Understanding and Approach** for detailed explanations of our financial accounting and related service approaches.

FORVIS is a trademark of FORVIS, LLP, registered with the U.S. Patent and Trademark Office.

The FORVIS Difference

Being a top 10 public accounting and professional firm matters, but more so does our commitment to client service and a forward-thinking mindset focused on innovation. We prioritize investing in new technologies to help clients navigate forensic accounting and assessment developments, and we foster a dynamic culture of leadership and professional development. This means the City can work with a forensic investigation and accounting-focused team driven by our forward vision to help you succeed today while helping the City prepare for the future.

Here's what sets us apart:

- We will assemble an integrated team of forensic and internal audit/control specialists to address the unique risks and requirements of the City. We will combine our forensic, data analytics, internal control, and public sector experience into a customized approach to your assessment.
- FORVIS' internal control, forensics, and data analytics team has extensive experience working with state and local governments, assisting our clients in identifying internal control weaknesses and helping detect transactions indicative of potential fraud and abuse. FORVIS takes a proactive approach, assisting clients in strengthening internal deficiencies to help reduce fraud risks.
- FORVIS' integrated team will include professionals with significant litigation support and testimony experience, providing a seamless transition into dispute consulting should fraudulent transactions and activity be identified.

With a forward vision that drives our Unmatched Client Experiences, FORVIS is driven by a commitment to anticipate what's ahead so that our clients are ready to thrive when it arrives.

Our acceptance of this engagement is subject to completion of our normal client acceptance procedures. Upon acceptance, FORVIS agrees to enter into a mutually agreed upon contract with the City, for the engagement.

We believe our proposal will help you select our firm for efficient and objective services delivered by experienced professionals. FORVIS' single point of contact for the City is Rand Gambrell. Please refer to the signature below for Mr. Gambrell's contact information.

Respectfully Presented,

Rand Gambrell, CPA, ABV, CFE, CFF
Managing Director
303.837.3594
rand.gambrell@forvis.com

Christie Clements, CISA®, CRMA®
Managing Director
317.383.4037
christie.clements@forvis.com

FORVIS is a trademark of FORVIS, LLP, registered with the U.S. Patent and Trademark Office.

FORVIS®

V.B PROPOSAL

Citywide Forensic Accounting and Investigation Services
RFP-23-040



Submitted by FORVIS, LLP

A proposal for:

City of Banning

Primary Contact
Rand Gambrell, CPA, ABV, CFE, CFF
Managing Director
Phone: 303.837.3594
Email: rand.gambrell@forvis.com

Secondary Contact
Christie Clements, CISA®, CRMA®
Managing Director
Phone: 317.383.4037
Email: christie.clements@forvis.com

FORVIS is a trademark of FORVIS, LLP, registered with the U.S. Patent and Trademark Office

Table of Contents

V.B Proposal 3

A. Statement of Understanding and Approach 3

B. Company Information 10

C. Company Personnel 14

D. Disclosures 19

B. Experience and References 19

Appendix 24

Exceptions to Terms and Conditions

25 AICPA Peer Review Letter 26

BKD Peer Review Report 27

About FORVIS 28

For your convenience, we have structured our proposal according to the requirements in your RFP. We believe our proposal will demonstrate our qualifications to serve the City.

INFORMATION CONTAINED IN FORVIS' RFP RESPONSE, WHICH IT ASSERTS AS CONFIDENTIAL, IS EITHER BUSINESS AND/OR PROPRIETARY TRADE SECRET INFORMATION NOT SUBJECT TO DISCLOSURE AS SET FORTH IN THE STATE OF CALIFORNIA PUBLIC RECORDS ACT. SUCH CONFIDENTIAL INFORMATION HAS INDEPENDENT ECONOMIC VALUE TO FORVIS, IS NOT REASONABLY ASCERTAINABLE BY THIRD PARTIES, AND IS THE SUBJECT OF REASONABLE EFFORTS BY FORVIS TO MAINTAIN ITS SECRECY AND/OR CONFIDENTIALITY. SUCH INFORMATION IN THIS PROPOSAL SHALL BE DESIGNATED WITH THE WORD "CONFIDENTIAL."

Our acceptance of this engagement is subject to completion of our normal client acceptance procedures. Upon acceptance, the actual terms of our engagement will be documented in a separate letter to be signed by you and us. The information provided in this proposal is intended for informational purposes only and may not be copied, used, or modified, in whole or in part, without FORVIS' prior written approval. All information in this proposal is as of June 1, 2023, including projected statistics for FORVIS, unless otherwise noted.

FORVIS is a trademark of FORVIS, LLP, registered with the U.S. Patent and Trademark Office

V.B Proposal

A. Statement of Understanding and Approach

Implementation Plan

i. Method

Our forensic services are provided under the AICPA's Statement of Standards for Forensic Services. To ensure compliance, we have a standardized engagement review and approval system. Our forensic engagements are led by, and primarily staffed with, professionals holding their Certified Fraud Examiner and/or Certified in Financial Forensics credential. Our engagement leaders scope engagements based on functional areas to be analyzed and procedures responsive to common fraud schemes in the relevant areas. Given our history and success in implementing data analytics in our forensic services, data analytics will be utilized in the assessment phase to increase the effectiveness and efficiency of our procedures. **Staff analysis is reviewed by an experienced** forensic **professional to ensure procedures are thoroughly and correctly implemented and to determine if additional procedures are necessary given the results of the analysis.**

We will communicate with the City on a mutually agreed upon basis to keep relevant stakeholders informed of our findings. At the conclusion of our services, we will provide a written report with detailed exhibits to support our findings. All draft and final deliverables and reports are reviewed by the lead engagement executive on the project as well as a qualified and experienced forensic specialist not assigned to the project. This second reading is a quality control measure to determine that we have followed required standards and that our findings and recommendations are appropriately supported by our analysis, exhibits and documentation. Our reports and exhibits are routinely used in legal proceedings and would be the basis for any expert testimony we provide.

In addition, as part of our commitment to remaining at the forefront of the public sector, leaders across our national governmental practice meet regularly to discuss important developments, legislative updates, and challenges affecting governmental entities similar to the City. In addition, our public sector involvement has enabled us to establish connections with numerous regulatory and auditing organizations, including:

- American Institute of Certified Public Accountants (AICPA) Governmental Audit Quality Center, as a member
- Government Finance Officers Association (GFOA)
- Governmental Accounting Standards Board (GASB)
- Office of Management and Budget (OMB)
- U.S. Government Accountability Office

AICPA® Governmental Audit Quality Center

We look forward to communicating fraud awareness and identification practices and forward-looking strategies to help the City thoughtfully consider the areas important to fulfilling your fiduciary responsibilities.

Approach to Understanding Internal Controls

Our assessment will start with understanding your operations and the design of your controls. This helps create an effective and efficient assessment process. When performing the first phase of the assessment, our focus will be on understanding various operations, the related controls, and performing other discovery procedures to develop and focus the approach of subsequent phases. During the discovery phase, we intend to identify and use several data sources to inform us of historical trends, data points, and potential operational issues.

FORVIS is a trademark of FORVIS, LLP, registered with the U.S. Patent and Trademark Office.

Our first objective is to identify those resources that might advance our understanding without extra effort on the City's part. If you have documentation of your organizational structure, control environment (including technology), and the controls you have in place, along with any testing of those controls, we can often just read and supplement that information as needed. Even when clients have effective controls, their documentation is often limited, so additional effort may be required. When starting with limited documentation, we will:

- Perform a risk assessment of the Treasury function using financial information and other key reports to identify the relevant areas for documenting our understanding and related testing; while we want to understand your operations, it isn't necessary for us to document every control, particularly when a control is not related to a significant assessment area
- Ask you to complete industry-specific questionnaires that summarize your control structure; you might complete these forms directly or we may interview you to guide the process, or some combination of both; this process includes understanding your information system and related controls
- Identify who performs or can perform control activities; we can use industry-based assignment of duties forms to capture those assignments
- Assess and/or identify key controls you have in place for significant areas of risk; we will look for gaps in your design and potential overlapping assignments of duties that could or should be segregated
- Perform limited tests of design effectiveness of control activities; these tests will help us evaluate whether our documentation matches the activities occurring
- Consider extended tests of controls; in some cases, your information may be so complex or voluminous that extended control testing is needed to rely on your control and reduce other substantive testing
- Summarize recommendations for your consideration; for minor deficiencies or suggestions, we may discuss changes during our assessment; for others, including significant deficiencies or material weaknesses, we will prepare written recommendations for your consideration
- In periods following our this initial phase of our assessment, the majority of our understanding and documentation will be complete; going forward, we focus on changes that have occurred and continue performing tests of design effectiveness or expanded testing to evaluate whether control design has remained the same

ii. Methodology

FORVIS' forensic accounting project will be organized as follows:

1. Gathering background information and planning.
2. Identification and analysis of internal controls and related risks
3. Interviews
4. Forensic analysis, including data analytics and transaction testing
5. Reporting to the City and status updates

At the beginning of our engagement, and as part of the engagement planning process, we will meet with key City personnel to establish an engagement timeline. This timeline will identify the timing of status update meetings, as well as the timing for engagement deliverables (draft reports, final report, etc.).

Issues Management

FORVIS understands projects may encounter challenges as they progress, and we believe the key to resolving them is to identify potential issues as early as possible, so appropriate resources can be allocated. Our team will work with your senior management in resolving issues that could potentially affect the timeline of our analysis or budget. Note the City will be responsible for providing access to the information, data, and systems necessary to perform our analysis. In addition, the City

FORVIS is a trademark of FORVIS, LLP, registered with the U.S. Patent and Trademark Office.

will designate an individual with the necessary authority to be our point of contact to assist with any access problems. In the event our access is hindered, we will stop work until the necessary access is provided.

Timeliness of Service & Quality of Deliverables

We are committed to providing our clients with high quality deliverables, as well as prompt responses to their requests, efficient resolution of issues and concerns, and on-time delivery based on agreed-upon completion schedules. We believe planning is key to performing work in an efficient and cost-effective manner. We perform effective project planning to help confirm our understanding of the scope, objectives of each task, and agreed-upon deliverables. We select staff with appropriate experience and training and prepare budgets to align with required tasks. The number of staff in the field at any time will be dependent on the procedures being performed. In addition, other than interviews which will be performed in-person, many of our forensic and analytical procedures can be performed remotely once the necessary data is provided. FORVIS will work with the City to coordinate on-site work to help reduce disruption to the City's operations.

iii. Project Management and Implementation Strategies

Our project management delivery methodology is aligned with key principles and processes from the Project Management Institute, Inc.'s (PMI), *Project Management Body of Knowledge*® (PMBOK®) Guide and standards. This framework is based on the concept of accountability and effective collaboration and uses management tools and quality control processes, such as work breakdown structure (WBS) templates, checklists, and performance metrics. We believe following these principles enables FORVIS to standardize our methodology and the approach we will apply to lines of effort.

Client Satisfaction

It may sound simplistic, but we believe the best way to know how we're doing is by simply asking our clients. We routinely seek input from our clients during our services through establishing a timeline of meetings to keep stakeholders apprised of our progress and findings, and to solicit feedback on our services and the manner in which we provide them. However, at FORVIS, client satisfaction expands well beyond individual engagement teams. Leaders of the firm routinely visit clients to monitor their satisfaction with our services, including managing partners, national industry partners and C-Suite executives. We also monitor client satisfaction by periodically issuing client satisfaction surveys, the results of which have generally been positive.

FORVIS is a trademark of FORVIS, LLP, registered with the U.S. Patent and Trademark Office.

Unmatched Client Experience: Proven Results

Our firm is committed to delivering Unmatched Client Experiences through exceptional quality and client service. In 2023, FORVIS won ClearlyRated's Best of Accounting Award for Service Excellence. ClearlyRated utilizes a Net Promoter® Score (NPS®) to determine the results. NPS is a simple metric based on a survey question that asks your clients how likely they are to recommend your firm to a friend or colleague on a numeric scale of 0 - 10. Below, we have shared statistics regarding FORVIS' NPS and comparable scores from other leading brands and our industry.

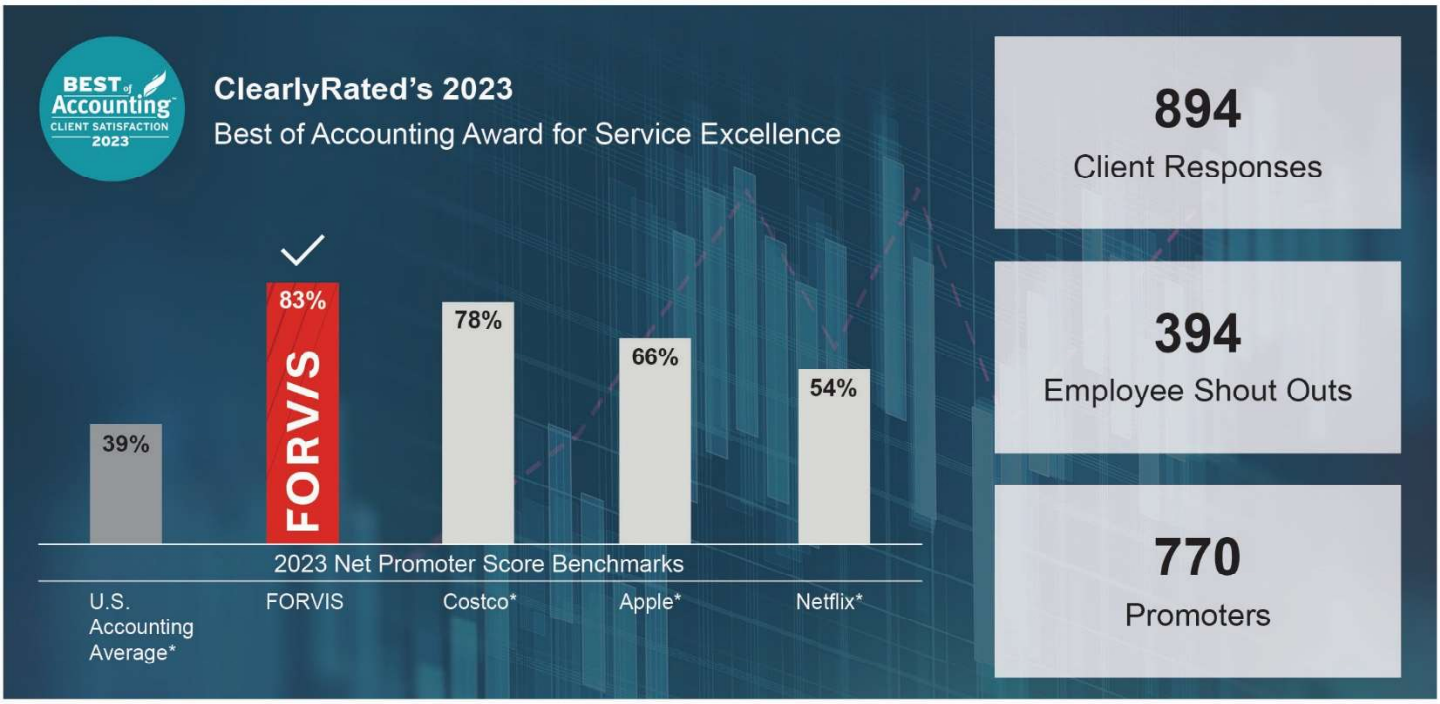

Net Promoter®, NPS®, NPS Prism®, and the NPS-related emoticons are registered trademarks of Bain & Company, Inc., NICE Systems, Inc., and Fred Reichheld. Net Promoter Score℠ and Net Promoter System℠ are service marks of Bain & Company, Inc., NICE Systems, Inc., and Fred Reichheld.

*ClearlyRated's FORVIS – August 2022 Client Survey - Summary Report

In addition, as evidenced by our recognition in the INSIDE Public Accounting 2023 IPA Best of the Best list, FORVIS offers value through a strong, reputable network of support and resources. Our national coverage benefits our clients, our people, and the market of the future as we focus on our commitment to deliver Unmatched Client Experiences.

INSIDE public accounting BEST OF THE BEST FIRMS 2023

Project Schedule

Based on the information included in the *Request for Proposal*, our preliminary proposed workplan includes the following:

1. Gathering Background Information & Planning (January 2024)

a. Hold a kick-off call with City stakeholders for introductions, overview of FORVIS' plan, and to further understand general concerns and goals of the project.

b. Obtain written policies or procedures that govern the management of the City's Treasury functions, cash receipts and cash disbursements processes. In addition, obtain historical City audits, performance assessments, or other analysis that has been performed during the period from January 1, 2018, to June 30, 2023 (Scope Period).

c. Conduct interviews with identified City employees, as necessary, to develop an understanding of the Treasury function operations and accounting processes.

FORVIS is a trademark of FORVIS, LLP, registered with the U.S. Patent and Trademark Office.

2. Analysis of Internal Controls (January and February 2024)

d. Read the City's written policies and procedures that govern the Treasury functions, cash receipts, and cash disbursement processes. Perform walkthroughs of cash receipt and cash disbursement transactions and document deviations in practice as compared to written policies and procedures.

e. Document areas of cash receipt and/or cash disbursement internal control deficiencies.

f. Assess the Treasury function's internal processes, systems, and financial controls to provide recommendations for modification to existing written procedures to reduce the risk of fiscal mismanagement.

FORVIS internal audit professionals will perform discovery and risk assessment walkthroughs and inquiries to understand the current state processes and maturity of controls within the receipting and disbursement cycles and to identify instances where opportunities for error, abuse or fraud may exist. Our procedures will be focused on the processes and controls for:

- Vendor Masterfile (VMF) maintenance
- Receipt of physical cash, checks and electronic deposits
- Recording of receipt and disbursement transactions
- Chargebacks, rebills, reversals, corrections, and collections
- Reconciliations
- Tracking and alerts of payment obligations and schedule
- Segregation of duties for key transaction types
- Approval and authority limits

Our work will be performed in the following phases:

- **Phase I – Discovery Phase**: Gain a baseline understanding of current operations, data, processes, systems, and resources within the Treasury function with the objective of becoming well-informed so that an approach to Phase II can be scoped with targeted objectives, timeline, procedures, and an estimate for Phase II.
- **Phase II – Analysis and Recommendations:** Performance of the plan developed from Phase I. In this phase, our procedures will be focused on the assessment of current state processes and controls. Draft recommendations will be formulated and presented to management.

3. Data Gathering and Transaction Testing (February through April 2024)

g. Obtain transactional level data from general ledger, bank, or other City accounts (such as investment accounts) for the Scope Period. In addition, obtain copies of the City's vendor master and employee master files. Perform forensic data analytics on cash receipt and cash disbursement transactions (including tax receipts and distributions) which may include, but are not limited to, the following:

   i. Compare federal and state government grant and/or reimbursement documentation to cash receipts and deposits reflected in the City's bank accounts.

   ii. Obtain and analyze bank reconciliations and investigate select unusual or aged reconciling items.

   iii. Analyze cash receipts by source over the Scope Period. Identify unusual patterns visually and through automated pattern recognition techniques and classify unusual activity.

   iv. Obtain and analyze cash receipt processing activity to identify transactions recorded before / after typical business hours, on weekends, on holidays, etc.

   v. Compare vendor master file attributes to employee master file attributes to identify employees and vendors with matching attributes such as, but not limited to, addresses and phone numbers.

FORVIS is a trademark of FORVIS, LLP, registered with the U.S. Patent and Trademark Office.

vi. Compare vendor master file attributes of different vendors to identify vendors with matching address, phone, names, etc.

vii. Identify vendors with no address, PO Box or rural route address only, or invalid addresses as compared to USPS database of valid addresses.

viii. Identify gaps in invoice and check numbering sequences.

ix. Perform Digital Frequency Analysis (Benford's Law) on payable amounts to identify non-conforming digits to flag for further analysis.

x. Analyze payable amounts by vendor over specified period. Identify unusual patterns visually and through automated pattern recognition techniques and classify unusual activity by AP clerk or approver.

xi. Identify vendor master file changes by AP clerk. If date/time fields for changes are present, identify unusual dates or times of activity (weekends, holidays, after normal business hours).

xii. Identify vendor payments occurring on same day each month for same amount.

xiii. Analyze the budget to actual reports during the Scope Period, evaluating the reports for: appropriate levels of approval and line items which were unusually over/under budget.

h. Based on the results of the data analytics, and management concerns, select a sample of financial transfers and:

i. Request and obtain, or gain access to, supporting documentation

ii. Analyze supporting documentation

iii. Identify unusual payments, based on amount, payee, timing, supporting documentation

i. Read the applicable City Minutes for the Scope Period, evaluating for the following: areas of potential conflicts of interest / related parties, areas of disagreement, or unusual items (approvals after the fact, etc.).

4. Reporting (April 2024)

j. Provide an oral report to City personnel of procedures performed, findings, and resulting recommendations

k. Provide recommendations regarding additional procedures (if any) recommended by FORVIS

l. Provide a final report to the City of procedures performed, findings, and resulting recommendations

5. Additional Procedures (TBD)

m. As requested, FORVIS personnel will provide additional forensic accounting and dispute consulting services. FORVIS and the City will document these additional services in an addendum to our engagement letter and these services will be billed on an hourly basis.

City Staff Roles

In working with similar clients, we have developed efficient approaches that aim to avoid wasted effort. Your participation helps control costs, reduce unnecessary disruptions, and meet deadlines.

We need your team to maintain records in good condition, provide the necessary schedules, and cooperate with our audit team. Most clients routinely prepare these records and schedules during their normal monthly or annual closing process.

Specific assistance from your personnel may include:

- Attending planning meetings and preparing responses to questionnaires

FORVIS is a trademark of FORVIS, LLP, registered with the U.S. Patent and Trademark Office.

- Participating in coordination of on-site visits, interviews with key line personnel, and assistance in obtaining necessary documentation to support our workpapers
- Responding to auditor inquiries during and subsequent to our fieldwork
- Providing training to our personnel on how to use your electronic document storage systems and other electronic media on which audit documentation may be stored
- Pulling selected supporting documentation and other files, including reconciliations that are not imaged or maintained electronically
- Helping to resolve any differences or exceptions noted

We will provide a list of the needed schedules well in advance of any deadlines, as well as spreadsheet templates for many of these schedules. We also will meet with your staff, as needed, to help them clearly understand what we need.

Innovative and Creative Approaches

MyFORVIS – Innovative Client Portal Technology

Our innovative client portal, MyFORVIS, is designed to help address the challenges financial engagements present and conveniently connect you with FORVIS advisors. Prior to the start of your engagement, FORVIS will post our questionnaires and other related documents on our client portal website, specifically prepared for the City, where requests can be reviewed and completed.

This portal can make it easier to:

- View and manage information about your engagement or project
- Securely share documents and files with your FORVIS advisors and project teams
- Organize documents and files for retrieval
- Assign tasks to your team and receive requests for information from FORVIS
- Track the progress of tasks toward completion
- Access our award-winning, industry-specific articles, webinars, videos, and more

MyFORVIS can help improve communication, save time, limit disruptions, and keep you connected with FORVIS advisors.

A Forensic Accounting Approach with You in Mind

Our forensic accounting approach is more than just the technical services we provide—it's about how we provide them. Our goal is to work efficiently and effectively while limiting interruption to your team's other responsibilities.

Instead of spending time in areas that are of little value to the City, we want to focus on the issues and concerns that matter to you—while also incorporating an appropriate level of analysis and testing that allows us to provide guidance to the City regarding potential internal control weaknesses and transactions with indications of potentially fraudulent activity. That means tailoring our testing and procedures based on your unique operations and internal processes, as well as involving the City in our approach from the planning stages onward.

Tailoring an internal control and forensic accounting approach also includes confirming we have the right team in place to serve you and working with you on the logistics of our process. While we find value in being on-site to perform significant elements of our analysis, we will work with you to consider the timing and the balance of what work is best done remotely and what value we can add by being face-to-face.

FORVIS is a trademark of FORVIS, LLP, registered with the U.S. Patent and Trademark Office.

Innovative Firm Strategies and Resources

FORVIS proudly encourages and promotes diversity and an inclusive workplace. With innovative strategies for recruiting, as well as an ongoing focus on the development and implementation of internal inclusion programs, we are committed to identifying opportunities that help each individual to thrive.

With the urgency of changing environmental, social, and governance (ESG) requirements and the expectation your organization is prepared for what comes next, our experienced advisors are ready to offer the insights and education you may need to enhance and inform your ESG strategy. Start with our ESG and climate risk **FORsights™** at forvis.com/forsights.

City-Owned Facilities

FORVIS does not plan to lease, purchase, or rent any City-owned facilities or properties in connection with this engagement.

B. Company Information

Contact Person and Firm Information

Your proposed engagement executive, Rand Gambrell, will serve as the primary contact person for the City. His contact information is provided below:

Rand Gambrell, CPA, ABV, CFE, CFF

Managing Director

Phone: 303.837.3594

Email: rand.gambrell@forvis.com

Office Locations

As a modern, forward-thinking firm, we have a virtual headquarters with professionals serving in offices throughout the country to better serve our national client base. Our Denver, Colorado, address can be used for correspondence.

FORVIS
1801 California Street | Suite 2900
Denver, CO 80202

FORVIS Office Locations

United States

Alabama
Birmingham
Arizona
Phoenix
Arkansas
Fort Smith
Little Rock
Rogers
California
Irvine
Colorado
Colorado Springs
Denver
Florida
Boca Raton
Jacksonville
Tampa Bay
Georgia
Atlanta
Illinois
Chicago
Decatur
Oakbrook Terrace
Indiana

FORVIS is a trademark of FORVIS, LLP, registered with the U.S. Patent and Trademark Office.

Bloomington
Evansville
Fort Wayne
Indianapolis

Iowa

Des Moines

Kansas

Wichita

Kentucky

Bowling Green
Louisville

Mississippi

Jackson

Missouri

Branson
Joplin
Kansas City
Springfield
St. Louis

Nebraska

Lincoln
Omaha

New York

New York City – East
New York City – West

North Carolina

Asheville
Charlotte – SouthPark
Charlotte – Uptown
Greenville
Hendersonville
High Point
Pinehurst
Raleigh
Winston-Salem

Ohio

Cincinnati
Toledo

Oklahoma

Enid
Oklahoma City
Tulsa

Pennsylvania

Erie
Pittsburgh

South Carolina

Charleston
Greenville
Summerville

Tennessee

Knoxville
Memphis
Nashville

Texas

Austin
Dallas – North
Fort Worth – North
Fort Worth – South
Houston
San Antonio
Waco

Utah

Salt Lake City

Virginia

Norfolk
Richmond

Washington, DC Metro Area

Tysons, VA

West Virginia

Charleston

Wisconsin

Appleton
Madison

Canada

Toronto*

United Kingdom

London*

**Subsidiaries and affiliates supporting FORVIS*

FORVIS is a trademark of FORVIS, LLP, registered with the U.S. Patent and Trademark Office.

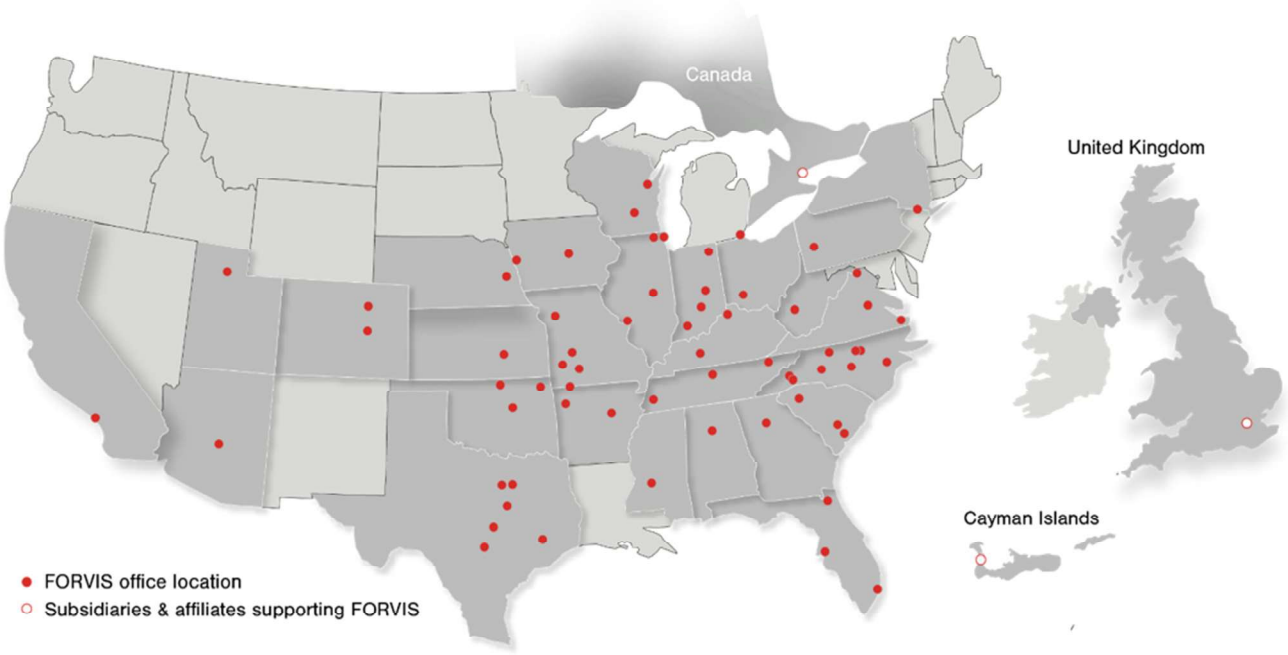

*Services outside the United States are provided through our subsidiaries and/or affiliates supporting FORVIS.

Firm Organization

FORVIS is a registered limited liability partnership under Delaware law. As such, more than 500 partners and principals throughout FORVIS' offices have an ownership interest in FORVIS. Regional managing partners oversee the operations of each of FORVIS' six regions, and local managing partners oversee the operations of each of FORVIS' offices.

FORVIS' Governing Board is the policy-making body of the firm, made up of the board chair, chief executive officer, three regional managing partners, and eight partners who serve three-year terms. Other firm leaders include:

- Chief Executive Officer Tom Watson
- Governing Board Chair Matt Snow
- Chief Growth Officer Tim York
- Chief Operating Officer Abe Cole
- Chief Practice & Innovation Officer Rob Pruitt
- Chief Talent Officer Lori Hayley
- Chief Performance Officer Mike Crawford
- Chief Integration Officer John Roberts
- Chief Risk Officer Mike Wolfe
- Chief Legal Officer Jennifer Hannah
- Chief Quality Officer Will Neeriemer
- National Director of Accounting & Assurance Professional Standards Group Partner Bryan Bodnar
- National Tax Partner Jesse Palmer

FORVIS is a trademark of FORVIS, LLP, registered with the U.S. Patent and Trademark Office.

- National Consulting Partner Angela Miratsky
- National SEC/PCAOB Partner Jeff Rapaglia

Below is a list of our subsidiaries and professional affiliations.

FORVIS Capital Advisors, LLC

FORVIS Cayman, Ltd.

FORVIS Global Advisory Canada ULC

FORVIS Global Advisory Ltd. UK

FORVIS Wealth Advisors, LLC

TALENT SHIFT™, LLC

Professional Affiliations – As a member of the American Institute of CPAs (AICPA), FORVIS also is a member of its PCPS (Private Companies Practice Section) Firm Practice Center, and its three quality centers: Center for Audit Quality, Governmental Audit Quality Center, and Employee Benefit Plan Audit Quality Center. FORVIS also is registered with the Public Company Accounting Oversight Board (PCAOB), which is required to serve as an independent auditor of public companies. FORVIS also is one of the largest U.S. members of Praxity, AISBL*, a global alliance of independent firms.

**Praxity, AISBL, is a global alliance of independent firms. Organised as an international not-for-profit entity under Belgium law, Praxity has its executive office in Epsom. Praxity – Global Alliance Limited is a not-for-profit company registered in England and Wales, limited by guarantee, and has its registered office in England. As an Alliance, Praxity does not practice the profession of public accountancy or provide audit, tax, consulting, or other professional services of any type to third parties. The Alliance does not constitute a joint venture, partnership, or network between participating firms. Because the Alliance firms are independent, Praxity does not guarantee the services, or the quality of services, provided by participating firms.*

Statement of Independence

To the best of our knowledge, FORVIS is independent with respect to the City as defined by:

- The Code of Professional Conduct of the American Institute of CPAs (AICPA)
- U.S. Government Accountability Office's *Government Auditing Standards*
- Public Company Accounting Oversight Board (PCAOB)
- SEC
- U.S. Department of Labor (DOL)
- National Association of Insurance Commissioners (NAIC)

We are not aware of any relationship that would impair our independence.

Process to Monitor and Maintain Independence

We work hard to maintain high standards of professional practice, including a strong system of quality control that emphasizes independence and objectivity.

To ascertain whether the firm's policies relating to independence, integrity, and objectivity are followed, all of our employees are required to complete an annual independence survey. This electronic survey verifies the firm's policies have been read and the individual is in compliance. Explanations of special circumstances, documentation of questions, and listings of any potential conflicts of interest are requested in the survey. A reporting mechanism has been adopted to ensure the independence and objectivity standards are met.

Furthermore, FORVIS maintains a restricted entity list of clients that are public companies and certain other clients who issue securities that could be purchased by FORVIS personnel. All firm personnel are required to review this list prior to acquiring any security, obtaining a loan, opening, or modifying a brokerage account, or entering a business relationship.

FORVIS is a trademark of FORVIS, LLP, registered with the U.S. Patent and Trademark Office.

FORVIS also monitors compliance with independence requirements by annually selecting a sample of employees and partners to provide brokerage statements and tax returns for themselves and all immediate family members to verify whether information submitted on the annual survey is complete and accurate.

Litigation, Mediation, and Arbitration

There have been no disciplinary actions taken against FORVIS by the AICPA or any regulatory or licensing agency in the past five years. To avoid litigation, FORVIS maintains an extensive risk management program addressing a multitude of issues ranging from client acceptance to final working paper and financial statement review. Yet, as with any firm our size, the firm may experience litigation from time to time. Details of litigation cannot be disclosed pursuant to confidentiality agreements; however, the results of litigation have never been material to the firm. Currently, there is no substantial litigation outstanding.

C. Company Personnel

We take team selection seriously and have the appropriate team of advisors to meet your needs. Previous experience is a primary determinant for assigning professionals to your engagement, and we have assigned individuals who are experienced in working with forensic accounting to your engagement.

Resumes of Key Personnel

Rand Gambrell, CPA, ABV, CFE, CFF Managing Director	303.837.3594 rand.gambrell@forvis.com

Engagement Responsibilities

As the lead and forensic engagement executive, Rand will be responsible for coordinating and overseeing the engagement. He also will serve as the point of contact for the City.

Experience

As a member of FORVIS' Forensics & Valuation Services division, Rand provides business valuation services, forensic accounting, economic damage analysis, fraud auditing and bankruptcy and restructuring services, including serving as an expert witness. His more than 25 years of experience and 19 years with the firm includes performing audits and consulting services for large national and international companies while with an international accounting firm.

Rand has extensive forensic accounting experience, serving as an engagement executive to help develop internal control and forensic accounting workplans, coordinating data analytic and transaction testing procedures, supervising staff, monitoring engagement progress and deliverables, and helping ensure project quality control standards are met. Rand's forensic accounting clients include private companies, state and local governmental entities, and not-for-profit organizations.

He is a member of the American Institute of CPAs, Colorado Society of CPAs, and Association of Certified Fraud Examiners. He is a Certified Fraud Examiner (CFE) who is Accredited in Business Valuation (ABV) and Certified in Financial Forensics (CFF).

Rand is a 1991 graduate of University of Colorado, Boulder, and a 1995 graduate of University of Denver, Colorado, with an MBA degree with an accounting emphasis.

FORVIS is a trademark of FORVIS, LLP, registered with the U.S. Patent and Trademark Office.

Christie Clements, CISA®, CRMA®
Managing Director

317.383.4037
christie.clements@forvis.com

Engagement Responsibilities

Internal Audit Engagement Executive

Experience

Christie is a risk advisory practice leader within the Indianapolis office. She serves as an industry leader for FORVIS' not-for-profit and public sector practices and is responsible for engagement oversight and managing a team of advisors who deliver a variety of services across several industries.

She has 25 years of internal audit and risk management experience. Christie is experienced working in dispersed and complex environments, often employing a data mining and analytics methodology in her internal audit and process improvement engagements. She has worked with organizations to transform operations to provide greater stakeholder value to increase the efficiency and effectiveness of controls, services, and processes.

Her internal control projects have encompassed all areas of finance, operations, and IT, including revenue and expenditure cycles, call centers, vendor management, contract compliance and systems development life cycles.

Christie holds Certified Information Systems Auditor (CISA) and Certified Risk Management Assurance™ (CRMA) designations. She is a member of ISACA® and The Institute of Internal Auditors (The IIA) and formerly served on the board of governors for The IIA Indianapolis Chapter.

She is a graduate of Kelley School of Business, Indiana University, Indianapolis, with a B.S. degree in accounting.

FORVIS is a trademark of FORVIS, LLP, registered with the U.S. Patent and Trademark Office.

Tom Haldiman, CPA, CFE, ACDA
Managing Director

816.221.6300
tom.haldiman@forvis.com

Engagement Responsibilities

Data Analytics Engagement Executive

Experience

Tom is a member of FORVIS' Risk Advisory 2 practice, where he focuses on process automation and product development. His passion lies in the development of innovative solutions by leveraging technology. His experience includes managing large data analytics projects, creating new solutions to automate processes, and developing new industry-specific products. His public accounting background also includes forensic investigations, litigation support, business valuation, and financial statement audits.

He joined FORVIS' Forensics & Valuation services division in early 2008 at our legacy company BKD, LLP. Since then, he has provided consulting services to clients in a wide range of industries, including health care, manufacturing, financial institutions, and education. He has experience with embezzlement investigations, including a $1.2 million embezzlement, and litigation support projects involving disputes totaling billions of dollars. Tom has unique experience with ticketing operations and has worked with university and professional sports teams, as well as theater and concert venues, to identify and quantify inappropriate ticket activity and abuse.

Tom joined legacy company BKD's Analytics team in 2016. He has experience using Alteryx, SQL, ACL, IDEA, Tableau, and Excel software for analysis, data visualization, and process automation. He has customized, implemented, and helped clients to leverage these tools within their organization.

He is a member of the American Institute of CPAs, the Association of Certified Fraud Examiners (ACFE), and the Kansas City ACL Users Group. He has attained the Alteryx Designer Core certification and the ACL Certified Data Analyst (ACDA) certification, which denotes expertise in performing data analytics with Alteryx and ACL Analytics software, respectively. He also has received the Certified Fraud Examiner (CFE) designation from ACFE. The CFE credential denotes proven expertise in fraud prevention, detection, and deterrence.

Tom is a 2006 summa cum laude graduate of Missouri State University, Springfield, with a B.S. degree in accounting, and a 2007 graduate with an M.Acc. degree.

FORVIS is a trademark of FORVIS, LLP, registered with the U.S. Patent and Trademark Office.

Annie Laudick Cortez, CFE, ACDA
Managing Consultant

317.383.4002
annie.laudick@forvis.com

Engagement Responsibilities

Data Analytics Engagement Lead

Experience

Annie is a member of the Analytics team, focusing on product development and automation. Annie's experience includes developing new products and helping to streamline and automate existing products. She performs analytics to help identify fraud, waste, and abuse in payment data that can help highlight opportunities for internal control improvements. Annie has worked in a variety of industries including higher education, public sector, and commercial products. As part of this work, she regularly works with the Internal Audit service line to help bring a data-driven approach to internal audits. In addition, Annie frequently works alongside the Forensics & Valuation service line, assisting with data-heavy fraud investigations and fraud prevention projects.

She is a member of the Association of Certified Fraud Examiners and has received the Certified Fraud Examiner (CFE) designation. In addition, she holds an Alteryx Designer certification and is an ACL Certified Data Analyst (ACDA), which denotes expertise in performing data analytics with Alteryx and ACL Analytics software. Annie also has experience using SQL, Tableau, and Excel for data analysis, data visualization, and automation.

Prior to joining FORVIS, Annie served as an SAP consultant at an international accounting firm. In this role she focused on SAP security and the analytics needed to understand clients' environments. She can draw upon these analytics skills to better understand FORVIS client data and provide high-impact insights.

She is a *summa cum laude* graduate of Marquette University, Milwaukee, Wisconsin, with a B.S. degree in business administration with a major in information technology.

FORVIS is a trademark of FORVIS, LLP, registered with the U.S. Patent and Trademark Office.

Kendra A. Roberts, CPA, CFE
Managing Consultant

615.928.5226
kendra.roberts@forvis.com

Engagement Role

Internal Audit Engagement In-Charge

Experience

Kendra brings 15 years of audit experience to the Enterprise Risk Solutions Practice. Prior to joining FORVIS, Kendra spent eight years in the healthcare industry. She has experience working hospitals and physician practices on SOX implementations, internal control best practices, internal audit engagements, and internal audit software implementations and enhancements.

Prior to that, she served six years as a legislative auditor for the Tennessee Comptroller of the Treasury. There she worked on various financial, compliance, performance, and sunset audits across several state divisions.

Kendra has performed internal control assessments, compliance, operational, and performance audits in various industries such as: Cities/Municipalities, Non-for-Profit, Manufacturing, etc. Kendra has planned, conducted, and provided appropriate findings and recommendations in accordance with Generally Accepted Government Auditing Standards (GAGAS) or Generally Accepted Auditing Standards (GAAS).

Ms. Roberts has planned, managed, and executed a variety of advisory and audit engagements focused around operational, financial statement and compliance risks. She is well experienced in developing flowcharts, process walkthroughs and control mappings for various processes and systems.

Kendra holds Certified Fraud Examiner (CFE) and CPA certifications. She is a member of the American Institute of CPAs and the Middle Tennessee Chapter of the Association of Certified Fraud Examiners.

She is a graduate of Freed-Hardeman University, Henderson, Tennessee, with a B.B.A. degree in public accounting.

FORVIS is a trademark of FORVIS, LLP, registered with the U.S. Patent and Trademark Office.

Licenses of Key Personnel

FORVIS is properly licensed to practice public accounting in the state of California. All key professionals who would be assigned to your engagement are properly registered/licensed to practice in the state of California or able to practice in the state due to mobility laws, without the requirement to obtain an individual California license.

FORVIS is licensed to practice in the following states:

- Alabama
- Alaska
- Arizona
- Arkansas
- California
- Colorado
- Connecticut
- District of Columbia
- Florida
- Georgia
- Guam
- Hawaii*
- Illinois
- Indiana
- Iowa
- Kansas
- Kentucky
- Louisiana
- Maine*
- Maryland
- Massachusetts
- Michigan
- Minnesota
- Mississippi
- Missouri
- Montana*
- Nebraska
- Nevada
- New Hampshire
- New Jersey
- New Mexico
- New York*
- North Carolina
- North Dakota
- Ohio
- Oklahoma
- Oregon
- Pennsylvania
- Puerto Rico
- South Carolina
- South Dakota
- Tennessee
- Texas
- Utah
- Vermont
- Virgin Islands*
- Virginia
- Washington
- West Virginia
- Wisconsin
- Wyoming

**Name change application pending.*

D. Disclosures

FORVIS' proposed engagement team has no past or current business or personal relationship with any Banning official as described in the RFP.

E. Experience and References

Minimum Experience Requirements

Forensic Accounting Experience

FORVIS' Forensics & Valuation Services (FVS) practice is a multidisciplinary team of professionals including forensic accountants, forensic technologists, and business valuation professionals. Our forensics professionals excel in helping resolve disputes through fraud investigations, litigation support services, data analytics, and digital forensics. We serve clients ranging from private equity-backed and other closely held businesses to Fortune 100 corporations, as well as nonprofits and federal, state, and local governmental agencies.

In FY23, our FVS practice provided services to roughly 1,400 clients nationwide. Team members have master's degrees and hold multiple certifications, including Certified Public Accountant (CPA), Certified in Financial Forensics (CFF), Certified Fraud Examiner (CFE), and more. Our professionals' diverse backgrounds provide the City with resources should an unanticipated question or issue arise.

FORVIS is a trademark of FORVIS, LLP, registered with the U.S. Patent and Trademark Office.

Litigation Support

Working with legal counsel to develop a cost-effective and productive team is the key to FORVIS' success in complex litigation. Our FVS division brings a professional forensics perspective to the prosecution or defense of a case. We have many years of experience helping attorneys in many complex litigation cases and provide a broad range of litigation support services including:

Testifying & Consulting Expert Services	Neutral Services	Data Analytics

Our leaders have experience testifying as expert witnesses in state and federal courts, as well as before arbitration panels and other alternative dispute resolution forums. They have been qualified as experts in personal injury damages, forensic accounting, business valuation, and other areas. Forensics & Valuation Service Offerings:

- Bankruptcy related litigation
- Business valuation disputes
- Class actions
- Commercial litigation
- Construction disputes
- Damages
- Data analytics
- Digital forensics
- Divorce/domestic matters
- Forensic accounting
- Insurance claims
- Investigations
- Partnership/shareholder disputes
- Personal economic damages
- Purchase price disputes
- Tax controversy matters

Analytics Services

FORVIS' offers a suite of data mining, data visualization, and data analytics services. These services are customized to each client's industry, specific risks, challenges, and areas of focus. Our analytics team operates a cloud-based data analytics platform allowing us to import and store large datasets, build, and execute advanced data analytic workflows including machine learning models and advanced data visualization capabilities for interacting with data in an intuitive and insightful fashion.

We can help you detect fraud using sophisticated technology and proprietary techniques developed by data mining specialists and Certified Fraud Examiners. Our experience includes analyzing large data sets for states, municipalities, Fortune 500 companies, and clients in many industries.

In a forensic engagement such as yours, we have found that we can use our robust, data analytics tools to analyze 100 percent of a data set, rather than using traditional sampling. We use advanced tools such as Alteryx with advanced workflow and automation capabilities to run our procedures on entire datasets. We have analyzed files containing millions of records and narrowed down the list to those with attributes indicating there could be a potential problem. We will work proactively with the City to identify which methodology to use across the various procedures. The objective is to obtain reasonable confidence the test objectives have been met and to be as comprehensive as possible in our analysis.

Past Experience

For much of our history, forensic accounting and internal control consulting have been a part of services we have provided to clients. FORVIS formalized the delivery of forensic accounting services under the FVS division on January 1, 2006. We have a track record of helping similar public sector entities and understand our clients are our best ambassadors. Listening to us helps, but hearing directly from your peers can be a meaningful step in your decision-making process. We encourage you to reach out to the following clients to discuss FORVIS' services and capabilities at your convenience.

Representative Public Sector Clients

- Adams County, Colorado
- Choctaw Nation Housing Authority
- Hoosier Lottery
- Illinois Gaming Board
- Missouri Department of Transportation

FORVIS is a trademark of FORVIS, LLP, registered with the U.S. Patent and Trademark Office.

- Choctaw Nation of Oklahoma
- City Utilities of Springfield
- Colorado Water Resources Development & Power Authority
- Denver Urban Renewal Authority
- Fayetteville Public Library
- Hinds County Board of Supervisors
- HoosierFund
- Indiana Education Savings Authority and Upromise Investments, Inc.
- Kansas City Board of Public Utilities, Kansas
- Minneapolis/St. Paul Metropolitan Airports Commission
- Mississippi Department of Corrections
- Municipal Energy Agency of Mississippi
- Nebraska Lottery
- Pikes Peak Library District
- State Universities Retirement System of Illinois
- Teachers' Retirement System of the State of Illinois

Success Stories

Illinois Department of Children and Family Services

FORVIS was engaged with the State of Illinois to provide forensic services focused on identifying potentially improper payments based on rates and types of services contained in the actual contract/grant agreement for the services and actual payments made to vendors. FORVIS' services included assisting the state with:

- Determining/ensuring compliance with signed contracts and federal and state rules and regulations
- Evaluating expenditure/purchasing decisions
- Evaluating the appropriateness of the expenditure/purchases and the beneficiaries of income, goods, and services
- Evaluating the appropriateness of supporting documentation such as, but not limited to, invoices, timesheets, approved cost allocation plans, etc.

The goal of the engagement was to protect state resources by assessing whether taxpayer funds were used in accordance with state and federal statutes.

Data Analytics Identifies Unusual Use of Purchasing Cards

A large city was concerned about the internal controls surrounding purchasing cards. Using data analytics, we were able to test these controls and identify other unusual transactions. This testing identified numerous instances of split purchases, where employees visited stores multiple times on a given day to circumvent transaction limits. Further, the testing identified transactions with prohibited vendor types and unusual purchases based on keyword searches. We also interviewed managers and employees in several departments to help improve cash handling procedures.

Uncovering an Embezzlement Scheme of More than $1 Million

A city discovered a potential embezzlement scheme and turned to us to help assess the allegations. FORVIS quickly met with the city and began work immediately after the initial discovery. Our investigation included a significant amount of electronic data analysis, which helped uncover an embezzlement scheme exceeding $1 million. In addition, the city asked us to assess cash handling procedures in other city departments. We identified weaknesses in departmental cash handling processes including finance, buildings and permits, landfill, municipal court, and other areas. Our report was provided to management, which was used to begin making changes to help reduce the risk of fraud.

Misuse of Bond Proceeds in City Government

A city requested our forensic accounting services to address allegations related to their bond issues. Comments surfaced alleging the city had used restricted bond proceeds to meet payroll obligations when it was experiencing shortfalls in its general operating fund revenues. We traced the bond proceeds through the city's bank accounts, quantifying the funds that were not used for their designated purpose. Our report became a public document and was posted in various online media outlets. We

FORVIS is a trademark of FORVIS, LLP, registered with the U.S. Patent and Trademark Office.

also supported the city's new management team and the city's legal counsel on various issues after our report was released. During the process, we met the city's completion deadlines and fee expectations.

Data Analytics Help a City Identify Internal Controls Problems

A large midwestern city wanted to improve their internal control processes by leveraging data analytics. We implemented a Payment Risk Analytics solution for them designed to identify unusual patterns within accounts payable and purchasing card payments, relationships between employees and vendors, and other patterns consistent with fictitious vendors, waste, and abuse. Some example procedures included:

- Searching for duplicate vendors, based on name, address, phone number, Tax ID, and bank account information.
- Identifying employees located within 500 feet of a vendor
- Search for duplicate payments
- Trending payments over time to identify acceleration patterns

Client References

CONFIDENTIAL

We have a track record of helping similar local government agencies and understand our clients are our best ambassadors. Listening to us helps, but hearing directly from your peers can be a meaningful step in your decision-making process. We encourage you to reach out to the following clients to discuss FORVIS' services and capabilities at your convenience.

Adams County, Colorado
4430 South Adams County Parkway, Suite C4000A
Brighton, CO 80601
Ms. Nancy Duncan
Budget & Finance Director
720.523.6276
nduncan@adcogov.org
Service Description: Internal audit outsource, data analytics and forensic accounting services
Dates: 2021 – Present

Sedgwick County
100 N. Broadway, Suite 610
Wichita, KS 67202
Ms. Lindsay Poe Rousseau
Chief Financial Officer
316.660.7141
lindsay.poerousseau@sedgwick.gov
Service Description: Financial fraud investigations, including a review of county-wide Treasury functions; data analytics; employee theft; personnel conflict of interest investigations; and policy and procedures review and remediation.
Dates: 2017 – Present

City of Springfield, Missouri
840 Boonville Avenue
Springfield, MO 65802
Mr. David Holtmann
Finance Director
417.864.1632
dholtmann@springfieldmo.gov
Service Description: Outsourced internal audit and payment risk analytics
Dates: 2019 – 2020

FORVIS is a trademark of FORVIS, LLP, registered with the U.S. Patent and Trademark Office.

Appendix

Exceptions to Terms and Conditions

In conformity with the City's RFP, FORVIS understands the City will negotiate the terms of the scope of services and compensation with the selected respondent. To this end, we are required upon acceptance of the engagement to communicate the actual scope and terms of the engagement in a separate letter to be signed by the City and FORVIS. The engagement letter, prepared in accordance with professional standards, is intended to become a part of the contract between the City and FORVIS. In addition, FORVIS recognizes the RFP sample contract terms and conditions must be accepted in full to be considered responsive. FORVIS intends to be responsive except a few changes will be needed to comply with professional standards and/or FORVIS policies. As FORVIS has successfully resolved similar issues with municipalities, FORVIS is confident the parties can successfully negotiate mutually acceptable terms and conditions. FORVIS sincerely appreciates the City's consideration and understanding. FORVIS looks forward to working with the City on this engagement.

FORVIS is a trademark of FORVIS, LLP, registered with the U.S. Patent and Trademark Office.

AICPA Peer Review Letter

AICPA

National Peer
Review Committee

December 11, 2020

Theodore Dickman
BKD, LLP
910 E Saint Louis ST Ste 400
Springfield, MO 65806-2570

Dear Theodore Dickman:

It is my pleasure to notify you that on December 11, 2020, the National Peer Review Committee accepted the report on the most recent System Review of your firm. The due date for your next review is November 30, 2023. This is the date by which all review documents should be completed and submitted to the administering entity.

As you know, the report had a peer review rating of pass. The Committee asked me to convey its congratulations to the firm.

Thank you for your cooperation.

Sincerely,

Michael Fawley
Chair, National PRC
+1.919.402.4502

cc: Candace Wright, L Bennett

Firm Number: 900010002800 Review Number: 577534

220 Leigh Farm Road, Durham, NC 27707-8110
T: +1.919.402.4502 F: +1.919.419.4713
aicpaglobal.com | cimaglobal.com | aicpa.org | cima.org

FORVIS is a trademark of FORVIS, LLP, registered with the U.S. Patent and Trademark Office.

BKD Peer Review Report

P&N
Postlethwaite & Netterville

8550 United Plaza Blvd., Ste. 1001 – Baton Rouge, LA 70809
225-922-4600 Phone – 225-922-4611 Fax – pncpa.com

Postlethwaite & Netterville and Associates, L.L.C.

Report on the Firm's System of Quality Control

To the Partners of BKD, LLP
and the National Peer Review Committee

We have reviewed the system of quality control for the accounting and auditing practice of BKD, LLP (the firm) applicable to engagements not subject to PCAOB permanent inspection in effect for the year ended May 31, 2020. Our peer review was conducted in accordance with the Standards for Performing and Reporting on Peer Reviews established by the Peer Review Board of the American Institute of Certified Public Accountants (Standards).

A summary of the nature, objectives, scope, limitations of, and the procedures performed in a System Review as described in the Standards may be found at www.aicpa.org/prsummary. The summary also includes an explanation of how engagements identified as not performed or reported in conformity with applicable professional standards, if any, are evaluated by a peer reviewer to determine a peer review rating.

Firm's Responsibility

The firm is responsible for designing a system of quality control and complying with it to provide the firm with reasonable assurance of performing and reporting in conformity with applicable professional standards in all material respects. The firm is also responsible for evaluating actions to promptly remediate engagements deemed as not performed or reported in conformity with professional standards, when appropriate, and for remediating weaknesses in its system of quality control, if any.

Peer Reviewer's Responsibility

Our responsibility is to express an opinion on the design of the system of quality control and the firm's compliance therewith based on our review.

Required Selections and Considerations

Engagements selected for review included engagements performed under *Government Auditing Standards*, including compliance audits under the Single Audit Act; audits of employee benefit plans, audits performed under FDICIA, an audit of a broker-dealer, and examinations of service organizations [SOC 1 and SOC 2 engagements].

As part of our peer review, we considered reviews by regulatory entities as communicated to the firm, if applicable, in determining the nature and extent of our procedures.

Opinion

In our opinion, the system of quality control for the accounting and auditing practice of BKD, LLP applicable to engagements not subject to PCAOB permanent inspection in effect for the year ended May 31, 2020, has been suitably designed and complied with to provide the firm with reasonable assurance of performing and reporting in conformity with applicable professional standards in all material respects. Firms can receive a rating of *pass*, *pass with deficiency(ies)* or *fail*. BKD, LLP has received a peer review rating of *pass*.

Postlethwaite & Netterville

Baton Rouge, Louisiana
November 2, 2020

FORVIS is a trademark of FORVIS, LLP, registered with the U.S. Patent and Trademark Office.

About FORVIS

FORVIS®

Assurance / Tax / Consulting

An Enhanced Professional Services Firm

What's going to happen tomorrow? You can't predict the future, but you can prepare for it. To thrive in an environment that moves faster every day, business leaders must be able to look ahead and be ready for what comes next.

That's where **FORVIS** can help. Driven by the desire to anticipate what's next in the economic landscape, our goal is to help our clients be ready when the future becomes the present. We're committed to using our exceptional vision to provide each of our clients with an **Unmatched Client Experience®** that drives business forward.

FORVIS was created by the merger of equals between BKD and DHG. We aim to carry on our respective legacies of high-touch personal service delivered with remarkable integrity, care, and innovation—all now backed by the resources of a top 10 U.S. public accounting firm.

> "With national coverage and international presence, we're stronger: for our clients, our people, and the market of the future."

Tom Watson
Chief Executive Officer

Forward Vision Drives Our Unmatched Client Experiences

As a FORVIS client, you will benefit from a single organization with the enhanced capabilities of an expanded national platform, deepened industry experience, greater resources, and innovative consulting services. Our aim is to provide assurance, tax, and consulting services that help clients succeed today while preparing them to forge ahead into a clear future.

Our eye on the future isn't exclusively directed toward our clients. We want our people—at every level, in every office—to be motivated by engaging career paths that challenge and inspire them to grow personally and professionally. Our partners and staff are the foundation of the firm, and when they have the opportunity to flourish, the result is Unmatched Client Experiences.

We are FORVIS—driven by a commitment to anticipating what's ahead so our clients are ready to thrive when it arrives.

Top 10
U.S. Public Accounting Firm*

500+
Partners & Principals

27
States + Canada, U.K., & Cayman Islands**

10+
Industries

6,000+
Team Members

68
Markets

PRAXITY™ Empowering Business Globally

FORVIS is a member of Praxity™, an international alliance of independent accounting firms that offers multinational clients access to resources around the world.
* FORVIS was ranked number eight on Inside Public Accounting's 2023 annual ranking of accounting firms by revenue.
** Services outside the United States are provided through our subsidiaries and/or affiliates supporting FORVIS.

FORVIS is a trademark of FORVIS, LLP, registered with the U.S. Patent and Trademark Office.

FORVIS

FORVIS is a trademark of FORVIS, LLP, registered with the U.S. Patent and Trademark Office.

FORVIS®

V.C PRICE PROPOSAL

Citywide Forensic Accounting and Investigation Services
RFP-23-040



Submitted by FORVIS, LLP

A proposal for:

City of Banning

Primary Contact
Rand Gambrell, CPA, ABV, CFE, CFF
Managing Director
Phone: 303.837.3594
Email: rand.gambrell@forvis.com

Secondary Contact
Christie Clements, CISA®, CRMA®
Managing Director
Phone: 317.383.4037
Email: christie.clements@forvis.com

FORVIS is a trademark of FORVIS, LLP, registered with the U.S. Patent and Trademark Office

V.C Price Proposal

Proposed Fees

Our goal is to be candid, timely, answer your questions about fees upfront, and avoid fee surprises. We determine our fees by evaluating a number of variables: the complexity of the work, the project's scope, the time we will spend, and the level of professional staff needed. In addition to our quoted fee, you will be billed travel costs and an administrative fee of 5%. This fee covers items such as copies, postage and other delivery charges, supplies, technology-related costs, such as computer processing, software licensing, research and library databases, and similar expense items.

Our fees may increase if our duties or responsibilities change because of new rules, regulations, and accounting or auditing standards. We will consult with you should this happen.

These fees do not include any time for additional out-of-scope services which may be requested by the City. Any such work will be billed based on our hourly rates.

Phase I Investigation - for the Scope Period from January 2018 through June 2023	
1. Gathering Background Information & Planning	$17,000
2. Analysis of Internal Controls	$40,000
3. Data Gathering & Transaction Testing	$165,000
4. Reporting	$36,000
Travel	$10,000
TOTAL	**$268,000**

The Phase I investigation fees identified above are based on our understanding of the project scope included the Request for Proposal Citywide Forensic Accounting and Investigation Services (RFP-23-040) and assume approximately 640 hours will be required to provide the Phase I procedures and related reporting. If the Phase I scope of procedures are amended or revised, resulting in an expansion of the hours required to perform the procedures, FORVIS reserves the right to modify the proposed fees presented.

Hourly Rates

Any work outside the proposed scope will be billed according to our hourly rates.

Staff Level	Hourly Rates
Partner / Principal / Managing Director / Director	$530–$710
Senior Manager	$440–$540
Manager	$330–$415
Senior Associate / Senior Consultant	$290–$330
Associate / Consultant	$215–$255

Our professional hourly rates may increase during a calendar year. We reserve the right to submit to the City an hourly rate adjustment request thirty (30) days prior to the effective date of the increase.

FORVIS is a trademark of FORVIS, LLP, registered with the U.S. Patent and Trademark Office.

FORVIS

FORVIS is a trademark of FORVIS, LLP, registered with the U.S. Patent and Trademark Office.

A PROPOSAL TO PROVIDE
PROFESSIONAL SERVICES FOR:

City of Banning, CA

NOVEMBER 28, 2023

BDO

742

November 28, 2023

Barbara Mason
Purchasing Manager
City of Banning
99 E. Ramsey St.
Banning, CA 92220

Dear Ms. Mason:

We thank you for the opportunity to present our qualifications for forensic accounting investigation services to the City of Banning ("the City").

BDO has a unique culture rooted in similar core values as the City and ensures not only a continuous focus on our clients and professionals, but also a long-term commitment to quality service. All of our clients experience our high-quality service approach characterized through direct access to top technical resources, and a streamlined project management structure delivered to drive the best possible value on every engagement.

Our professionals have extensive experience serving organizations like the City and have a proven track record of serving state and local government organizations. We apply a systematic and disciplined approach to ensure that any allegations or suspicions of fraud are, not only thoroughly investigated, but are traced to the root-cause so that potential weak points can be strengthened to mitigate future fraud risks.

The following proposal describing our capabilities outlines our understanding of the scope of services, our staff qualifications and past experience, and BDO's time-tested approach to conducting investigations. BDO believes it can provide the City with services that are the best value for the money through cost efficient and streamlined project management structures, which pull in subject matter expertise when necessary while also eliminating unnecessary overhead to drive value for our clients. BDO also has on-demand access to thousands of resources across the country and can utilize them to further drive cost efficiencies.

BDO is willing to enter into a contract with the City. Please see our contract considerations in Appendix A on page thirty-three the proposal document.

Throughout the RFP review process, on behalf of BDO the contact person is Sly Atayee, who can be reached by email at stayee@bdo.com or by phone at 703-336-1689.

We will furnish any additional information upon request. Again, we thank you for this opportunity and we look forward to further demonstrating our capabilities and distinctly different service approach. Please do not hesitate to call if you would like to discuss our service model or if we can provide you with any additional information.

Sincerely,

Andrea Espinola Wilson
Managing Partner
Industry Specialty Services
Direct: 703-963-4275
Email: aewilson@bdo.com

BDO USA, P.C., a Virginia professional corporation, is the U.S. member of BDO International Limited, a UK company limited by guarantee, and forms part of the international BDO network of independent member firms. BDO is the brand name for the BDO network and for each of the BDO Member Firms.

At BDO, our purpose is helping people thrive, every day. Together, we are focused on delivering exceptional and sustainable outcomes — for our people, our clients and our communities. Across the U.S., and in over 160 countries through our global organization, BDO professionals provide assurance, tax and advisory services for a diverse range of clients.

BDO is the brand name for the BDO network and for each of the BDO Member Firms. BDO USA, P.C., a Virginia professional corporation, is the U.S. member of BDO International Limited, a UK company limited by guarantee, and forms part of the international BDO network of independent member firms: www.bdo.com

Material discussed in this publication is meant to provide general information and should not be acted on without professional advice tailored to your needs.

© 2023 BDO USA, P.C. All rights reserved.

BDO

744

A PROPOSAL TO PROVIDE
PROFESSIONAL SERVICES FOR:

City of Banning, CA

NOVEMBER 28, 2023

BDO

745

Table of Contents

V.B.A Statement of Understanding and Approach	3
V.B.B Company Information	13
V.B.C Company Personnel	18
V.B.D Disclosure	25
V.B.E Evidence and References	27
Appendix	34

V.B.A Statement of Understanding and Approach

- An implementation plan that describes in detail (i) the methods, including controls by which your firm or entity manages projects of the type sought by this RFP; (ii) methodology for soliciting and documenting views of internal and external stakeholders; (iii) and any other project management or implementation strategies or techniques that the respondent intends to employ in carrying out the work.
- Detailed description of efforts your firm or entity will undertake to achieve client satisfaction and to satisfy the requirements of the "Scope of Work" section.

Our Understanding

The City of Banning ("the City" or "City") is seeking comprehensive forensic accounting and investigation services, focusing on the City's Treasury functions, including reviewing financial activities from January 1, 2018, to June 30, 2023. The initial Phase 1 involves performing an initial assessment to determine if a more extensive investigation is warranted, and preliminary reporting to the City. This phase is critical to assess the scope and depth of any potential financial anomalies, and it will lay the groundwork for any subsequent detailed forensic analysis to be performed in Phase 2.

In Phase 2, our task would be to perform forensic analysis to identify, investigate, and quantify any irregular financial anomalies, assess the design of the current system of internal controls, recommend control improvements, and provide final reporting to the City.

BDO understands that although there have not been any instances of known fraud, it is important to the City and its residents that a thorough review is completed to provide confidence that precious resources are being utilized appropriately. It is also important to the City that the current system of internal controls be assessed to identify and mitigate potential risk areas that could result in future vulnerabilities.

The project may evolve based on initial findings, with potential additional services needed, such as expert witness support. Additionally, this entails a thorough examination of all relevant documents and transactions, and liaising with various departments to gain a comprehensive understanding of the City's financial processes and controls.

- An implementation plan that describes in detail (i) the methods, including controls by which your firm or entity manages projects of the type sought by this RFP; (ii) methodology for soliciting and documenting views of internal and external stakeholders; (iii) and any other project management or implementation strategies or techniques that the respondent intends to employ in carrying out the work.
- Detailed description of efforts your firm or entity will undertake to achieve client satisfaction and to satisfy the requirements of the "Scope of Work" section.

Summary Investigation Technical Approach

BDO utilizes a standard, engagement-tested approach for conducting forensic accounting and investigations. This ensures uniformity across our work, provides a comprehensive methodology to uncover the facts, and allows us to prepare meaningful reports for our clients. Our approach also provides the City with a roadmap to move past any identified misconduct and implement the proper mitigating control procedures. Our goal is to give the City confidence that its assets are being used to support its purpose and objectives, and not for unauthorized purposes.

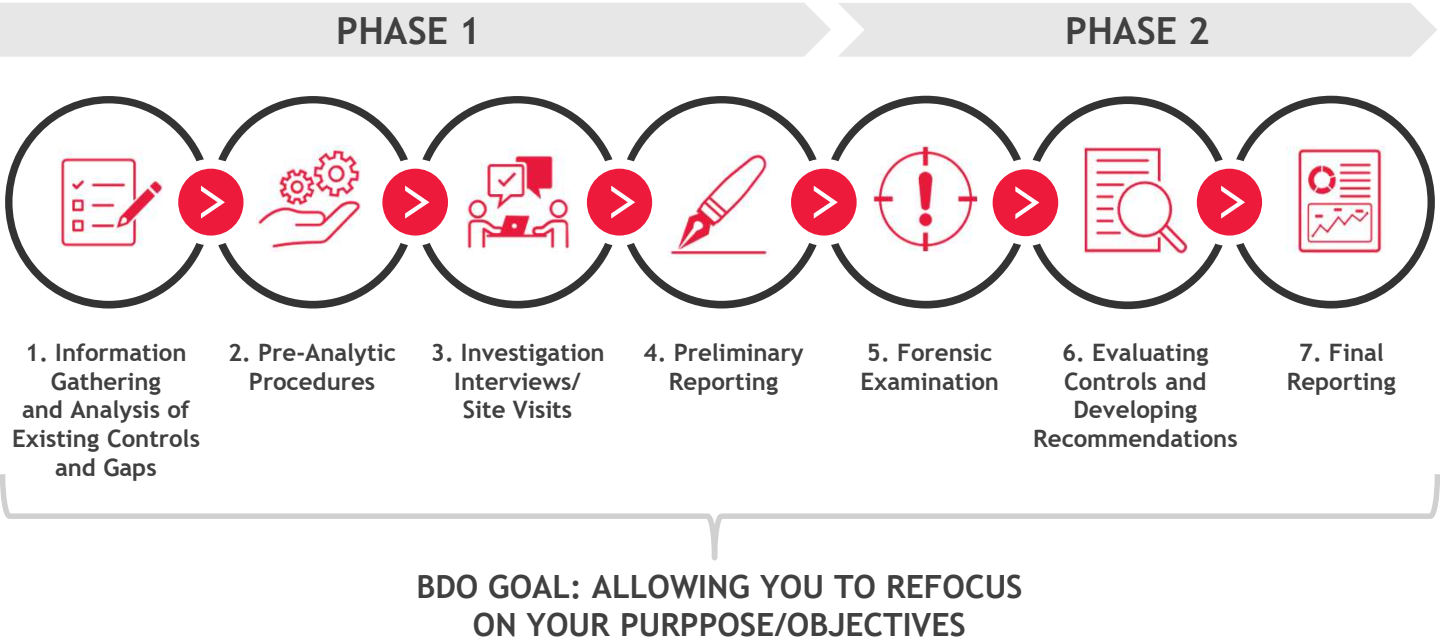

Tools & Technology for Investigations

BDO also utilizes an array of third-party and internally developed proprietary tools to automate tasks whenever possible so we can more efficiently and expediently support forensic investigations; these tools include, but are not limited to:

Data Collection, Preparation & Analytics

- Microsoft SQL Server & AWS GovCloud
- Trifacta Data Wrangler
- BDO Proprietary Python, Ruby, SQL and VBA Scripts

PDF Mining & Extraction

- CaseWare IDEA
- Able2Extract
- DataSnipper

BI Visualizations

- PowerBI
- Qlik Sense Cloud
- Tableau

- An implementation plan that describes in detail (i) the methods, including controls by which your firm or entity manages projects of the type sought by this RFP; (ii) methodology for soliciting and documenting views of internal and external stakeholders; (iii) and any other project management or implementation strategies or techniques that the respondent intends to employ in carrying out the work.
- Detailed description of efforts your firm or entity will undertake to achieve client satisfaction and to satisfy the requirements of the "Scope of Work" section.

Detailed Investigation Technical Approach

BDO's forensic accounting and investigation methodology comes from decades of experience, both within the industry and as external investigators.

This section provides a general outline of the phases and sub-phases of our investigative approach, the objectives of each sub-phase, and example activities within each sub-phase.

Every investigation will have its own nuances and the activities will vary; however, our standard approach allows us to gather and assess the necessary information to ensure all the facts are uncovered, and any anomalies are properly reviewed and addressed in a timely and cost-effective manner.

BDO anticipates that its Phase 1 assessment will be completed within the allotted four-month timeframe.

PHASE 1 – INITIAL ASSESSMENT

1. Information Gathering and Analysis of Existing Controls.

a) Objective

i. Gain an understanding of the:

1. Financial anomalies known to date.
2. System of internal controls within the City's Treasury function and related functions.

ii. Gather relevant data for further analysis.

b) Example activities to be conducted

i. Conducting kickoff meeting with relevant/key City of Banning personnel to understand known financial anomalies.

ii. Gaining an understanding of the internal controls which were, or were not in place, in order to understand any weaknesses which could be exploited.

iii. Preliminary interviews with select staff to understand how key processes work in practice and understand if there are any known concern areas.

iv. Development and submission of Provided by Client ("PBC") List. Requests may include, but are not limited to:

1. Relevant policies and procedures,
2. Process maps,
3. Organizational charts,
4. Financial data (e.g., financial statements, bank statements, detailed general ledger, chart of accounts) or read-only system access,
5. Payment registers (e.g., accounts payable, payroll),
6. Fringe benefits data,
7. Standard reports (e.g., financial, audits) and reconciliations,
8. Employee data (e.g., employee contracts/agreements, timesheets, current/past rosters, human resources employee file, job descriptions, compensation reports), or
9. Email/SMS/WhatsApp communications.

v. Development of profile for potential fraudster(s), identifying characteristics and components associated with the fraud triangle.

vi. Facilitating stakeholder communications considerations and planning.

- An implementation plan that describes in detail (i) the methods, including controls by which your firm or entity manages projects of the type sought by this RFP; (ii) methodology for soliciting and documenting views of internal and external stakeholders; (iii) and any other project management or implementation strategies or techniques that the respondent intends to employ in carrying out the work.
- Detailed description of efforts your firm or entity will undertake to achieve client satisfaction and to satisfy the requirements of the "Scope of Work" section.

Detailed Investigation Technical Approach

2. Pre-Analytic Procedures

a) Objective

i. Analyze data/documentation provided by the City in order to preliminarily assess any known and unknown financial anomalies.

b) Example activities to be conducted

i. Performing custom data analytics to identify trends, anomalies in data.

ii. Performing judgmental and/or statistical sampling (whichever appropriate) and conduct testing of specific transactions (financial and non-financial), including review of supporting documentation to ensure proposed and authorized payments match actual disbursements.

iii. Reconciliation of accounts, including reconstruction of prior reconciliations already completed.

iv. Horizontal Analysis – Period to period analysis of account balances.

v. Vertical Analysis – Reviewing of each line item on a financial statement as a percentage of another line item in comparison to prior periods.

vi. Fair Market Analysis – Conducting analysis of specific goods/services in local marketplace, including getting bids from local vendors, to establish market-level prices and then compare to prices charged to the City.

vii. Performing tracking of misconduct, including review of general ledger detail and billing reports, to determine if donor/external funder funds were misappropriated

3. Investigative Interviews and Site Visits

a) Objective

i. Gain a further understanding of observed anomalies from sub-phase 2.

ii. Obtaining any knowledge (direct or indirect) of known fraudulent activity perpetrated, alleged, or suspected by the interviewee and requesting any relevant files or communications to support claims made.

iii. Corroborate facts on the ground.

b) Example activities to be conducted

i. Performing detailed walkthroughs with identified personnel involved in potentially compromised processes and related control procedures to understand how the processes operate in practice, which may be different than documented/established procedures.

ii. Conducting initial investigative interviews. Interviews can be conducted virtually any time during an investigation, depending on the urgency of the need to interview suspicious parties. For example, if the suspicious parties are at risk of leaving/resigning/fleeing, their interviews could be expedited at the start of investigation proceedings, however it is best practice to hold these interviews until the end.

iii. Reviewing identified anomalies in data, abnormal transactions, unauthorized transactions with interviewees and obtaining their explanations as to how these anomalies may have taken place.

iv. Interviewing related third parties (e.g., vendors, beneficiaries, citizens), depending on the nature of the identified misconduct.

v. Completing site visits at partner, affiliate, vendor, or other third-party offices related to observed anomalies

- An implementation plan that describes in detail (i) the methods, including controls by which your firm or entity manages projects of the type sought by this RFP; (ii) methodology for soliciting and documenting views of internal and external stakeholders; (iii) and any other project management or implementation strategies or techniques that the respondent intends to employ in carrying out the work.
- Detailed description of efforts your firm or entity will undertake to achieve client satisfaction and to satisfy the requirements of the "Scope of Work" section.

Detailed Investigation Technical Approach

4. Preliminary Reporting

a) Objective

i. Ensure identified the City stakeholders are aware of investigation methodology, progress, proceedings, and preliminary findings.

b) Example activities to be conducted

i. Providing regular status update reports which include activities accomplished, to be accomplished, billing status, and other relevant data points determined by the City.

ii. Conducting frequent (e.g., weekly, bi-weekly, monthly) and ad-hoc check-in phone calls to discuss investigation progress.

iii. Examples of Preliminary Report deliverables:

1. Oral presentation of preliminary findings to date, as requested by the City
2. Preliminary reporting to the City Council (as requested by the City) to report significant findings, or to obtain authorization for any expansion of the scope of services, if required.
3. Other preliminary reports as requested by the City

iv. **Note - The City will be informed of progress as frequent as desired and BDO's preliminary reporting can happen at any part of Phase 1, especially if strong suspicions of misconduct are present.**

PHASE 2 - DETAILED ANALYSIS

5. Forensic Examination

a) Objective

i. Further investigate observed anomalies identified in Phase 1.

ii. Provide quantifiable measure for the likelihood and/or magnitude of the misconduct which was observed/verified in Phase 1.

iii. **Note - This sub-phase will only be applicable if anomalies are found in Phase 1 which require further analysis. The scope the investigation procedures in this sub-phase will be established/approved by the City.**

b) Example activities to be conducted

i. Performing further analysis on identified areas of concern, including detailed reconciliations, document analysis, funds tracing, etc…

ii. Performing further investigative interviews, including follow up discussions and admission-seeking interviews.

iii. Determining potential complicit or negligent parties related to observed misconduct.

iv. Providing Rough Order of Magnitude ("ROM") to summarize impact of misconduct.

1. Where determination of the actual misconduct value involves additional extensive investigation, we will discuss with the City and then note our approach for these cases, which could involve additional follow up on the investigation, additional testing, ROM, and extrapolating findings as options.

v. Extrapolating findings of fraudulent activity from sample review to a larger population for periods and transactions not tested.

vi. Determining non-financial impact, such as funder compliance and possible disclosures which need to be made.

- An implementation plan that describes in detail (i) the methods, including controls by which your firm or entity manages projects of the type sought by this RFP; (ii) methodology for soliciting and documenting views of internal and external stakeholders; (iii) and any other project management or implementation strategies or techniques that the respondent intends to employ in carrying out the work.
- Detailed description of efforts your firm or entity will undertake to achieve client satisfaction and to satisfy the requirements of the "Scope of Work" section.

Detailed Investigation Technical Approach

6. Evaluating Controls and Developing Recommendations (if applicable)

a) Objective

i. Determine where control weaknesses existed which may have allowed misconduct to be perpetrated, or present opportunity for fraud to occur, and provide control improvement recommendations which properly mitigate future risks of misconduct.

ii. **Note - This sub-phase will only be applicable if control weaknesses are found in Phase 1.**

b) Example activities to be conducted

i. Developing Gap Assessment matrix detailing where breakdowns in control procedures design or execution exist. Conducting risk assessment on compromised processes and providing "Heat Map" with risk ratings based on likelihood, impact, and pervasiveness of the risks observed.

ii. Providing detailed recommendations on control improvements, including changes to documented policies and procedures and addition and/or redesign of control procedures.

iii. Developing process flow diagrams, including proposed future states which include the implementation of improved control procedures.

iv. Drafting revised policies and procedures.

v. Conducting training on proper internal control practices, fraud awareness, etc..

7. Final Reporting

a) Objective

i. Ensure identified City stakeholders are aware of investigation findings and next steps.

b) Example activities to be conducted

i. Examples of Final Report deliverables:

1. Final reporting (formal or oral) on findings to date, as requested by the City key stakeholders.
2. Detailed report with complete findings of investigation proceedings, including schedules, appendices, and accompanying work papers
3. Reporting to the City Council (as requested by the City) to report significant findings, or to obtain authorization for any expansion of the scope of services, if required.
4. Other reports as requested by the City
5. Management-level reports with executive summary of findings, recommendations of improvements, and next Phases.
6. Audit Committee report and/or oral presentations discussing findings from investigation proceedings.
7. Specialized reports for donors.

As part of a potential Phase 3, BDO is available to support the City with analysis/reporting related to assisting the City to collect any potentially recoverable losses. The City will provide prior approval prior to the commencement of any expanded scope procedures.

- Detailed project schedule, identifying all tasks and deliverables to be performed, durations for each task, and overall time of completion, including a complete transition plan. Include your plan to deal with fluctuation in service needs and any associated price adjustments.

Project Schedule

We estimate the earliest start date to be January 2024 and anticipate the Phase 1 work to be complete within the allotted 4 months (as referenced in the RFP). This timeline assumes that we are able to complete our work efficiently. In order to do so, we must be able to schedule meetings timely, receive responses to questions and requests regularly, and have the collaboration and cooperation of the City's selected engagement team.

The time estimate below is only for Phase 1. Upon the completion of Phase 1, and with the approval from the City, BDO will provide additional time and cost estimates for Phase 2 and 3 work, if they are necessary.

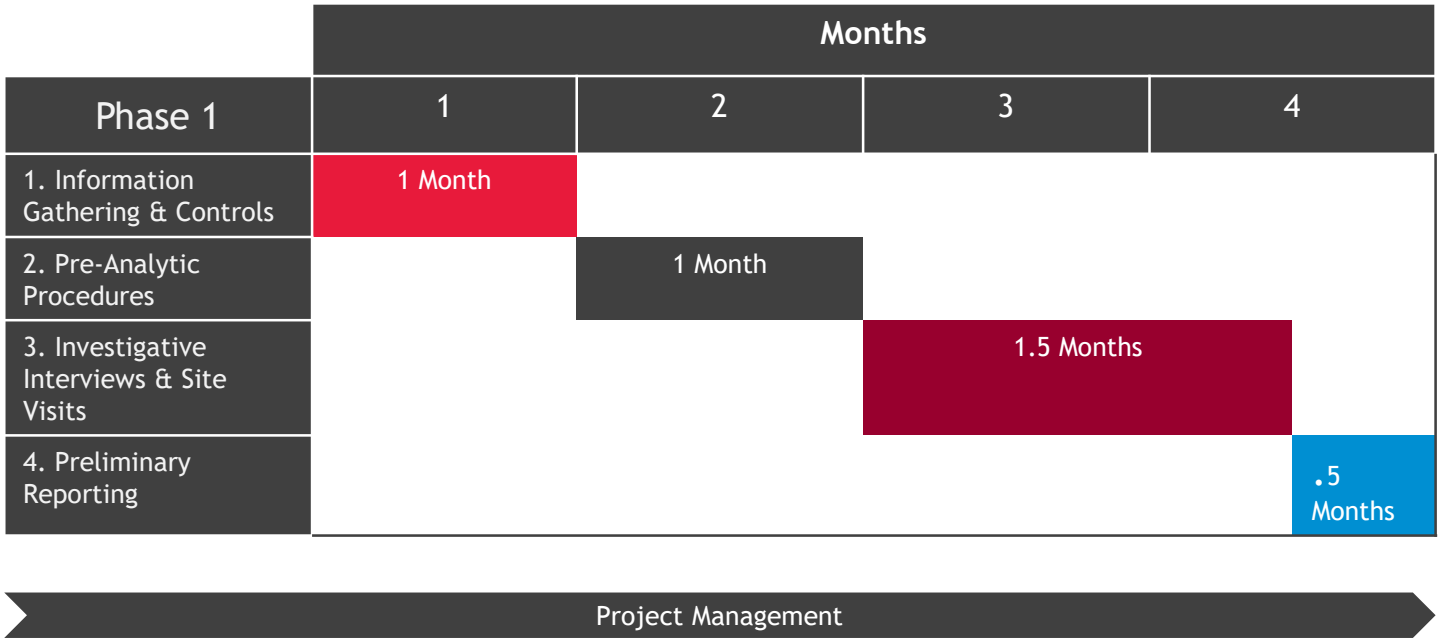

- Detailed description of specific tasks you will require from City staff. Explain what the respective roles of City staff and your staff would be to complete the tasks specified in the Scope of Work.
- Proposers are also requested to identify any City owned facilities or property which Proposer would propose to use or lease, purchase, or rent from the City in connection with the services to be performed, including information about the terms of any proposed lease, purchase or use of such equipment and facilities, and how this proposed structure affects the overall cost proposal to the City, if applicable.

Tasks for City Staff/Use of City Facilities

Our forensic accounting and investigation services may necessitate certain interactions with City staff, depending on the direction and findings of our initial analyses. While the exact nature and extent of this assistance remain to be determined, it could potentially include providing access to financial records, support in coordinating interviews with personnel, and guidance in navigating City databases and systems. It could also include actual fact-gathering interviews. As shown in the section titled Project Management Structure on page nineteen, BDO will assign a full-time Project Manager to drive project completion and to mitigate any administrative burden of the City's personnel. We aim to work collaboratively with the City staff, ensuring that any involvement is as streamlined and minimally intrusive as possible.

In terms of utilizing City-owned facilities or properties, our current plan maintains flexibility. Depending on the progress and specific requirements of our investigation, we might explore the possibility of using secure office space within a City-owned building for our team's operations while they are on-site. This would facilitate close collaboration with City staff and ensure the confidentiality of our work. However, this is only a potential scenario, and our use of such facilities will be evaluated and discussed in detail as our project requirements become clearer. In sensitive situations, such as admission-seeking interviews, we prefer to take our work off-site.

We do not anticipate requiring any City property or space that would require the City to take on additional cost for this engagement. We expect to be able to complete the majority of the work remotely; however, during the course of the engagement, circumstances may require temporary access to City facilities or equipment. For example, should we need to interview staff on-site, we would request the use of conference room space. Similarly, if our team needs to review records that are solely kept as hard copy documents, we will request access to those documents as well as an on-site workspace to review the files.

- Proposers are encouraged to provide additional innovative and/or creative approaches for providing the service that will maximize efficient, cost-effective operations or increased performance capabilities. In addition, the City will consider proposals that offer alternative service delivery means and methods for the services desired.

At BDO, we tailor each approach for our client since there is rarely a one-size-fits-all solution. This is especially true in forensic examinations, which often require out-of-the box thinking and innovative analysis techniques. As we learn more about your organization, we will be able to hone our approach to your needs. Below are a few examples of how this flexible approach has benefitted similar clients.

BDO Helps Company Investigate Qui Tam Allegations Concerning Misclassified Costs

Client Need

In support of a qui tam matter, a company engaged BDO to perform a forensic investigation of claims alleging widespread cost misclassification and indirect cost rate manipulation over the life of an 8-year grant program.

BDO Solution

In support of this engagement, BDO:

- Analyzed over eight years of GL transactions and subsidiary ledger data to identify high-risk transactions of interest and visualized results.
- Performed 100% review of high-risk, high-value transactions for allowability and appropriate classification, while testing the remaining population of transactions in accordance with regulatory sampling guidance.
- Conducted statistical sampling and testing of moderate risk areas
- Developed model to quantify the cost impact of unallowable/misclassified transactions by funding source.
- Prepared expert report for presentation of findings and quantified potential exposure to the Office of Inspector General (OIG).

BDO Supports Organization with Investigation of Time Charging and Procurement Irregularities

Client Need

A large organization with multiple federal government contract and grants engaged BDO, under the privilege of counsel, to perform a forensic investigation of time mischarging, vendor overpayment, shell company transactions, conflicts of interest, and irregularities in contracting with small businesses.

BDO Solution

As part of this engagement, BDO:

- Analyzed multiple years of time charging data to determine whether individuals supporting multiple programs concurrently were mischarging time dependent on available program budget.
- Leveraged CaseWare Idea to efficiently extract pertinent information from PDF documentation and integrated with ERP procurement data to evaluate purchasing irregularities.
- Quantified potential exposure and provided expert report of findings to counsel and executive leadership.

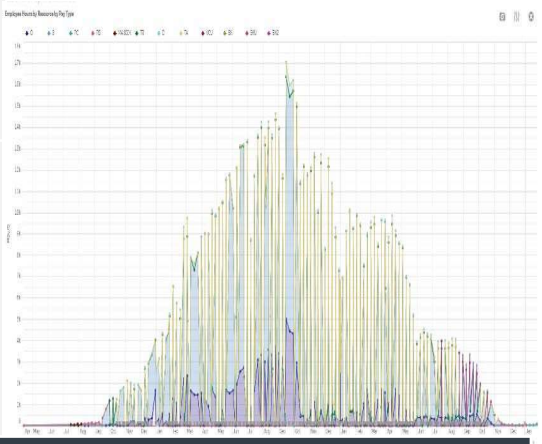

BDO Assists Large Healthcare Company with Analysis of Corporate Credit Card Transactions

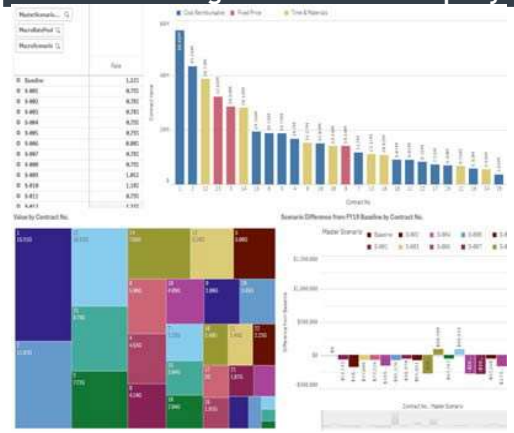

Client Need

A large healthcare company engaged BDO to investigate whether director-level employees were inappropriately charging personal expenses on company-provided credit cards.

BDO Solution

During this engagement, BDO:

- Worked directly with the client's IT personnel to extract and load three years of expense and credit card data into a SQL database for analysis.
- Utilized Able2Extract to mine additional attributes from credit card statements to facilitate identification of potential personal charges.
- Flagged transactions of interest and imported into BDO's proprietary forensic analytics tool to research potential issues in real-time with client.
- Quantified potential exposure and provided report of findings to client.

V.B.B Company Information

- This section shall include contact person information, address and telephone number of the company main office and branch offices. Each Company shall identify itself as to the type of organizational entity (corporation, sole proprietorship, partnership, joint venture, etc.). Any supplemental information that Company believes may be pertinent to the selection process may be provided.

Contact Person	Sly Atayee - Project Manager
Contact Information	703-965-2792 satayee@bdo.com
BDO Headquarters	Headquarters: Chicago Office 330 N. Wabash Ave., Suite 3200 Chicago, IL 60611 While we are headquartered in Chicago BDO serves clients nationally across more than 75 offices in the U.S, including our Los Angeles office.

List of Company Locations

Chicago, IL; Oakbrook, IL; Huntsville, AL; Anchorage, AK; Phoenix, AZ; Los Angeles, CA; San Diego, CA; San Jose, CA; Orange County, CA; San Francisco, CA; Boulder, CO; Denver, CO; Greeley CO; Stamford, CT; Wilmington, DE; Washington D.C.; Boca Raton, FL; Miami, FL; Tampa, FL; Fort Lauderdale, FL; Orlando, FL; West Palm Beach, FL; Jacksonville, FL; Atlanta, GA; Rosemont, IL; Indianapolis, IA; Baltimore, MD; Columbia, MD; Boston, MA; Gardner, MA; Detroit, MI; Grand Rapids, MI; Kalamazoo, MI; Minneapolis, MN; St. Louis, MO; Las Vegas, NV; Cherry Hill, NJ; Woodbridge, NJ; Long Island, NY; New York, NY; Valhalla, NY; Charlotte, NC; Raleigh, NC; Akron, OH; Cleveland, OH; Columbus, OH; Cincinnati, OH; Tulsa, OK; Philadelphia, PA; Pittsburgh, PA; Greenville, SC; Memphis, TN; Nashville, TN; Austin, TX; Fort Worth, TX; San Antonio, TX; Dallas, TX; Houston, TX; Salt Lake City, UT; Norfolk, VA; Richmond, VA; Seattle, WA; Spokane, WA; Madison, WI; Milwaukee, WI.

BDO USA, P.C., a Virginia professional corporation, is the U.S. Member of BDO International Limited, a UK company limited by guarantee, which forms part of the international BDO network of independent member firms, the world's fifth largest accountancy network. BDO International employs over 111,300 employees, has over 1,800 worldwide offices in over 160 countries. Our worldwide revenue last year topped $12.8 billion.

- This section shall include contact person information, address and telephone number of the company main office and branch offices. Each Company shall identify itself as to the type of organizational entity (corporation, sole proprietorship, partnership, joint venture, etc.). Any supplemental information that Company believes may be pertinent to the selection process may be provided.

About BDO

As a global business advisor, we deliver insight-driven perspectives through a comprehensive array of assurance, tax, and advisory services to help you navigate challenges, uncover opportunities, and adapt to the constantly changing business environment.

BDO USA *

$2.82
U.S. Revenue

13.3%
Increase over last year

75+
Offices

860
Principals

12,000+
Total Personnel

* BDO USA statistics for the year ended April 30, 2023.

BDO INTERNATIONAL **

$12.8
Global Revenue

160+
Countries

1,800+
Offices

7,744
Partners and Principals

111,300+
Total Personnel

** BDO International statistics for the year ended September 30, 2022.
Locations include exclusive alliances of BDO Member Firms.

- The proposer should provide an affirmative statement that it is independent of the City as defined by generally accepted auditing standards and the U.S. General Accounting Office's Government Auditing Standards (1994).

The City's proposed engagement team is independent as defined by current professional standards. We confirm BDO currently has no interest and shall not acquire any interest—direct or indirect—which would conflict in any manner or degree with the performance of our services under the contract.

- The Proposal shall identify any litigation, mediation, or arbitration, regarding the performance of any services similar to the Services, in which the Company has been involved in the past five (5) years. If the Services require a license or certification, the Proposal shall include any claims or disciplinary action taken against Company or any of Company's key personnel within the past five years.

Litigation

During the past five years, BDO USA has been a defendant in a number of actions, proceedings, claims or complaints. The volume of claims and suits is normal level of litigation for a national accounting practice. The ultimate outcome of any claim, proceeding, or lawsuit cannot be predicted with certainty, and sometimes BDO settles these matters to avoid the cost of future litigation. In addition, BDO carries professional liability insurance to protect against costs associated with claims.

The outcome of the matters that have come to a conclusion, either by settlement or otherwise, both individually and in the aggregate, have not had a material adverse effect on the ability of BDO to serve clients, or on the consolidated financial position of BDO.

V.B.C Company Personnel

- This section shall contain names, contact numbers and description of experience, including licenses and/or certifications, of all key personnel who would be assigned to perform the Services. Members of the Company's professional team (managers, contact person, etc.) should be identified by name, title, phone number, and description of the portion of work they will be assigned to perform under this Agreement. Also include major subcontractors (if any) and their degree of involvement in this program. If the Company is including any subcontractors, the Company shall identify how long the Company has worked with the subcontractor.

Project Management Structure

A STREAMLINED STRUCTURE THAT DRIVES BEST VALUE FOR MONEY

BDO can deploy a variety of teams and resources to meet the needs of any particular investigation. We provide our clients with deep technical knowledge, critical forensic investigation techniques, and state and local government industry expertise. BDO prides itself on cost efficiency, which is realized through the efficient use of select experts on each engagement.

BDO establishes a streamlined project management structure for each engagement. Below we have the proposed management structure for this engagement, which can either be expanded, utilizing the thousands of staff resources at our disposal to ensure a comprehensive and timely analysis, or pared down to ensure cost effectiveness.

RESPONSIBILITIES OF THE PROJECT DIRECTOR

As the Project Director, and with extensive knowledge of state and local government operations, Corey will provide oversight on all project activities and reporting. Corey will act as the liaison to City Management, Board of Directors and any sub-committees (e.g., Audit Committee, Risk Committee, etc..).

RESPONSIBILITIES OF THE PROJECT MANAGER

Sly, an expert in forensic investigations, will act as the main point of contact for BDO and will lead the day-to-day operations of the investigation. This includes driving the completion of investigation activities, developing project plans, overseeing project staff, ensuring objectives are met, ensuring timelines/deadlines remain in focus, and deliverables have proper first layer reviews.

RESPONSIBILITIES OF THE INDUSTRY SUBJECT MATTER EXPERT

Nic will provide industry subject matter expertise around the inner-workings of municipal governments. He will also provide a second layer review for all deliverable work products to ensure the high quality of deliverables.

RESPONSIBILITIES OF THE TECHNICAL SUBJECT MATTER EXPERT

David will provide subject matter expertise, both from the forensic analysis and state/local government industry perspectives. As a CFE, David has extensive experience with investigation and risk management techniques. He also regularly advises state and local governments on aspects of financial management, including developing robust financial management systems for billions of ARPA dollars.

RESPONSIBILITIES OF THE STAFF-LEVEL RESOURCES

BDO has access to thousands of staff-level resources which are available to perform analyses, document review and more at an efficient cost to the City.

ceide@bdo.com

Direct: 703-770-1015
Mobile: 571-385-6132

8401 Greensboro Drive
Suite 800
Mclean, VA 22102

Tel: 703-893-0600
Fax: 703-893-2766

www.bdo.com

COREY EIDE

Managing Director, Industry Specialty Services

EXPERIENCE

Corey Eide supports clients' investment in resilience. As Director, Industry Specialty Services, Corey serves a wide variety of clients in federal, state, tribal, local, territory government, and nonprofit organizations. Corey works across the competencies and capabilities of BDO to provide tailored services for unique client needs.

Prior to joining BDO, Corey served in leadership roles in nonprofit and international government organizations where he led strategic planning initiatives, change management, and enterprise program design and delivery. Over the past 15 years, Corey has supported capacity building in communities across the US, provided technical assistance following disasters, and served as a senior agency representative to FEMA and the World Health Organization. Corey has overseen the implementation of government grants, designed financial controls, and crafted nimble learning solutions.

Specific examples include the:

- Creation of government planning guidance
- Production of INGOs standards and best practices in service delivery
- Modernization of legacy CRM and financial assistance systems
- Design and implementation of client experience strategies
- Implementation of safety standards and procedures

Corey is dedicated to superior client experience and strong partnerships. Corey sees client experience as the foundational of service and has developed partnerships within all levels of government, community-based organizations, faith-based organizations, the private sector, foundations, international NGOS, and the United Nations.

Navigating the circles of academia, policy, and practice is where Corey thrives.

Corey also serves as a Senior Fellow at the Disaster Resilience Leadership Academy at Tulane University.

PROFESSIONAL AFFILIATIONS

International Association of Emergency Managers
International Humanitarian Studies Association
National Voluntary Organizations Active in Disaster

EDUCATION

M.S., International Development, Tulane University
B.A., Communications, California Baptist University

satayee@bdo.com

Direct: +703-336-1689
Mobile: +703-965-2792

8401 Greensboro Drive
Suite 800
McLean, VA 22102

Tel: +703-893-0600
Fax: +703-893-2766

www.bdo.com

SLY ATAYEE

Senior Manager, Industry Specialty Services

EXPERIENCE

Sly Atayee is a Senior Manager in BDO's Industry Specialty Services practice, focused on assisting clients with various aspects of forensic and financial analysis. Examples of his in-depth work experiences includes forensic and statistical analysis, fraud investigations, internal control assessments, financial process redesign, complex cost recovery calculations, defective pricing analysis, policy and procedure development and support, and assisting with other various tasks.

Sly has in-depth experience working within the COSO Internal Control Framework and developing robust control systems for a wide range of nonprofit organizations.

Sly has led numerous forensic investigations both domestically in the US, and internationally in Africa, Asia and the Middle East. His experience includes leading project teams in large-scale investigations to quantify potential losses suffered from fraud, waste or abuse and also developing and implementing corrective action plans to ensure fraud risks are properly mitigated and addressed in the future.

Sly also has experience in litigation support, substantiating costs through the collection of supporting documentation, performing data analytics in order to calculate and quantify losses and economic damages, whether suffered through tort, breach of contract, fraud, or misconduct, as well as market analysis for procurement. Many of Sly's engagements have been privileged and were conducted through the client's legal counsel.

PROFESSIONAL AFFILIATIONS

Member, Association of Certified Fraud Examiners

- Sly has passed all parts of the Certified Fraud Examiners exam and is waiting to receive his official license

American Bar Association, Young Lawyers Division

EDUCATION

B.B.A., Finance, Cum Laude, James Madison University

LANGUAGE PROFICIENCIES

Bilingual proficiency in English and Farsi (speaking)

nnunn-faron@bdo.com

Direct: 314-889-1183
Mobile: 636-485-5297

101 S Hanley Rd
Suite 800
St. Louis, MO 63105

Tel: 314-889-1100
Fax: 314-889-1101

www.bdo.com

NIC NUNN-FARON, CEM, CSP, CBCP

Senior Manager, Industry Specialty Services

EXPERIENCE

Nic Nunn-Faron serves as Manager in BDO's State & Local Government Advisory practice, where he has the opportunity to apply varied experience in policy development, planning, risk management, and grants administration to meet the resilience and sustainability needs of public, private, and nongovernmental agencies throughout the United States. Over the past 10 years Nic has been charged with the management and oversight of engagements for city, county, state, tribal, territorial, federal government, higher education, and nonprofit organizations.

Nic has managed over a half dozen COVID-19 engagements with state and local governments, developing the strategy, management infrastructure, and oversight for their Stimulus Funds.

He serves as a key resource for the firm's Environmental, Social, and Governance (ESG) Advisory capability develop team, where he is able to utilize his background in sustainable development and enterprise risk management to advance the services by which BDO assists its clients in becoming more resilient against and better stewards of the environment and society. His primary area of focus is in utilizing sustainability reporting principles to assist jurisdictions in implementing infrastructure and development strategies.

Prior to joining BDO, Nic supported program management operations for local municipalities, led technical response operations following natural disasters, served as an agency field liaison to FEMA, coordinated with the United Nations cluster system, and responded as part of over a dozen emergency operations throughout the United States and abroad.

PROFESSIONAL AFFILIATIONS

Global Reporting Initiative, Certified Sustainability Professional (CSP)
International Association of Emergency Managers, Certified Emergency Manager (CEM)
Disaster Recovery Institute International, Certified Business Continuity Professional (CBCP)
International City/County Management Association

EDUCATION

M.S., International Development, Tulane University
B.A., Public Policy/Urban Affairs, Saint Louis University

dclark@bdo.com

Direct: +703-3770-1008
Mobile: +703-862-7479

8401 Greensboro Drive
Suite 800
McLean, VA 22102

Tel: +703-893-0600
Fax: +703-893-2766

www.bdo.com

DAVID CLARK, CIA, CFE, CRMA

Managing Director, Industry Specialty Services

EXPERIENCE

David Clark is a Managing Director in BDO's Non-Profit Advisory Practice. He advises clients on a wide range of issues including matters of organizational strategy, regulatory compliance, cost allowability and recovery issues, risk management, and internal control and operational assessments. His work includes extensive experience supporting federal funding recipients including colleges and universities, non-profits, research institutions, and government contractors.

David offers over 13 years of experience providing guidance and support for organizations of all sizes in improving compliance, governance, operations, and risk management activities. He often works with clients to evaluate and enhance business processes and control environments, as well as evaluating compliance with federal spending regulations. Prior to joining BDO, David served as a senior audit manager at a leading financial institution and served as a Director in the Higher Education and Research Institutions consulting practice of an international accounting firm. David's deep knowledge of compliance, risk, and controls and industry experience allows him to provide personal, practical solutions for clients.

David's specific experience includes helping organizations:

- Investigate and resolve matters related to regulatory compliance (including false claims), employee misconduct, misappropriation of funds, fraudulent financial reporting, and whistleblower complaints.
- Respond to changing regulatory requirements and evaluate regulatory compliance.
- Assess enterprise risks (including fraud risks) and facilitate discussions with senior leaders regarding mitigation and monitoring of the organization's risk landscape.
- Evaluate business operations, policies and procedures, and overarching control environments and implement changes that foster enhanced efficiency, effectiveness, and control.
- Develop, implement, and improve practices related to grants and contracts administration and monitoring.

David also presents at numerous conferences on such topics as regulatory compliance, internal controls, cost allowability, fraud prevention, risk assessments, and corporate governance.

PUBLICATIONS

- "Emerging Audit Trends – What You Need to Know" NCURA Magazine – August 2015
- "Emerging Audit Trends – What You Can Do to Prepare" NCURA Magazine – October/November 2015
- "Best Practices for Building a University Audit Plan" ACUA College and University Auditor Journal – Winter 2020

PROFESSIONAL AFFILIATIONS

Association of Certified Fraud Examiners
Institute of Internal Auditors (Board Member, Northern Virginia Chapter)
National Council of University Research Administrators

EDUCATION

B.S. Commerce (concentrations in Finance and Management), University of Virginia, McIntire School of Business

- An affirmative statement should be included that the proposer and all assigned key professional staff are properly licensed to practice in California.

Where required, our proposed team members have the appropriate licenses and certifications to perform the requested work in California.

V.B.D Disclosure

- Please disclose any and all past or current business and personal relationships with any current Banning elected official, appointed official, City employee, or family member of any current Banning elected official, appointed official, or City employee. Any past or current business relationship may not disqualify the firm from consideration.

We have made appropriate conflict of interest inquiries in accordance with our quality assurance procedures, and can confirm that our appointment by you will not give rise to any conflicts.

V.B.E Evidence and References

- The Proposal must demonstrate that the Company, or its key personnel, meets the minimum experience requirement in #Prerequisites with a legally registered business name, that provides services of a similar type and scope as described in the Scope of Services. A Company shall not have filed for bankruptcy under any business name over the past five (5) years.

  III.A Years of experience

  Have at least ten (10) years' of experience, within the past ten (10) years under a legally registered business name, in providing services of a similar type and scope as described in the Scope of Services. Have not filed for bankruptcy under any business name over the past five (5) years.

BDO USA, P.C. is a Virginia professional corporation. In our more than 110-year history, BDO has never filed for bankruptcy.

As noted, in our proposed team's resumes, BDO will bring significant experience to this engagement:

- Corey Eide has over 15 years of exceptional experience, establishing himself as a highly accomplished professional in the field. His extensive expertise and unwavering commitment have made him a trusted leader in the industry.
- Sly Atayee has over 8 years of invaluable experience at BDO, establishing himself as a highly accomplished Senior Manager in the Industry Specialty Services practice. He has consistently demonstrated his exceptional skills in managing complex investigations and delivering outstanding results. Sly's role as a Senior Manager has involved overseeing a diverse range of projects, including financial advisory, risk management, and business consulting.
- Nic Nunn-Faron brings 10-plus years experience with BDO managing and overseeing engagements for city, county, state, tribal, territorial, federal government, higher education, and nonprofit organizations.
- David Clark offers over 13 years of experience providing guidance and support for organizations of all sizes in improving compliance, governance, operations, and risk management activities.

- The Proposal must demonstrate that the Company, or its key personnel, meets the minimum experience requirement in #Prerequisites with a legally registered business name, that provides services of a similar type and scope as described in the Scope of Services. A Company shall not have filed for bankruptcy under any business name over the past five (5) years.

  III.A Years of experience

  Have at least ten (10) years' of experience, within the past ten (10) years under a legally registered business name, in providing services of a similar type and scope as described in the Scope of Services. Have not filed for bankruptcy under any business name over the past five (5) years.

History of BDO

Since our founding, the BDO story has been one of continuous response to our clients' and peoples' ever-changing needs.

Our history reflects the continuity and stability of a network that has developed so successfully over more than fifty turbulent years. Equally, our partners and staff know that they are working for a well-established organization that is built upon clear values and a successful past.

But for BDO, it does not stop there. We live and operate in a challenging environment characterized by an unpredictable global economy, ongoing political upheavals, and the ever-present threat of terrorism

In common with all businesses, we must take strategic decisions to ensure that we can continue to attract global clients, enter new markets, improve performance, and manage risk. We have invested in global infrastructure technology and are ready—this is what sets us apart from our competitors.

Above all, we will continue to deliver the exceptional client service for which we are known, because this is what differentiates us in our market. Technical excellence is a given, but our exceptional client service program is embedded in our strategy and undertaken on a truly global level.

On August 30, 2023, our organization converted from BDO USA, LLP, a Delaware limited liability partnership, to BDO USA, P.C., a Virginia professional corporation.

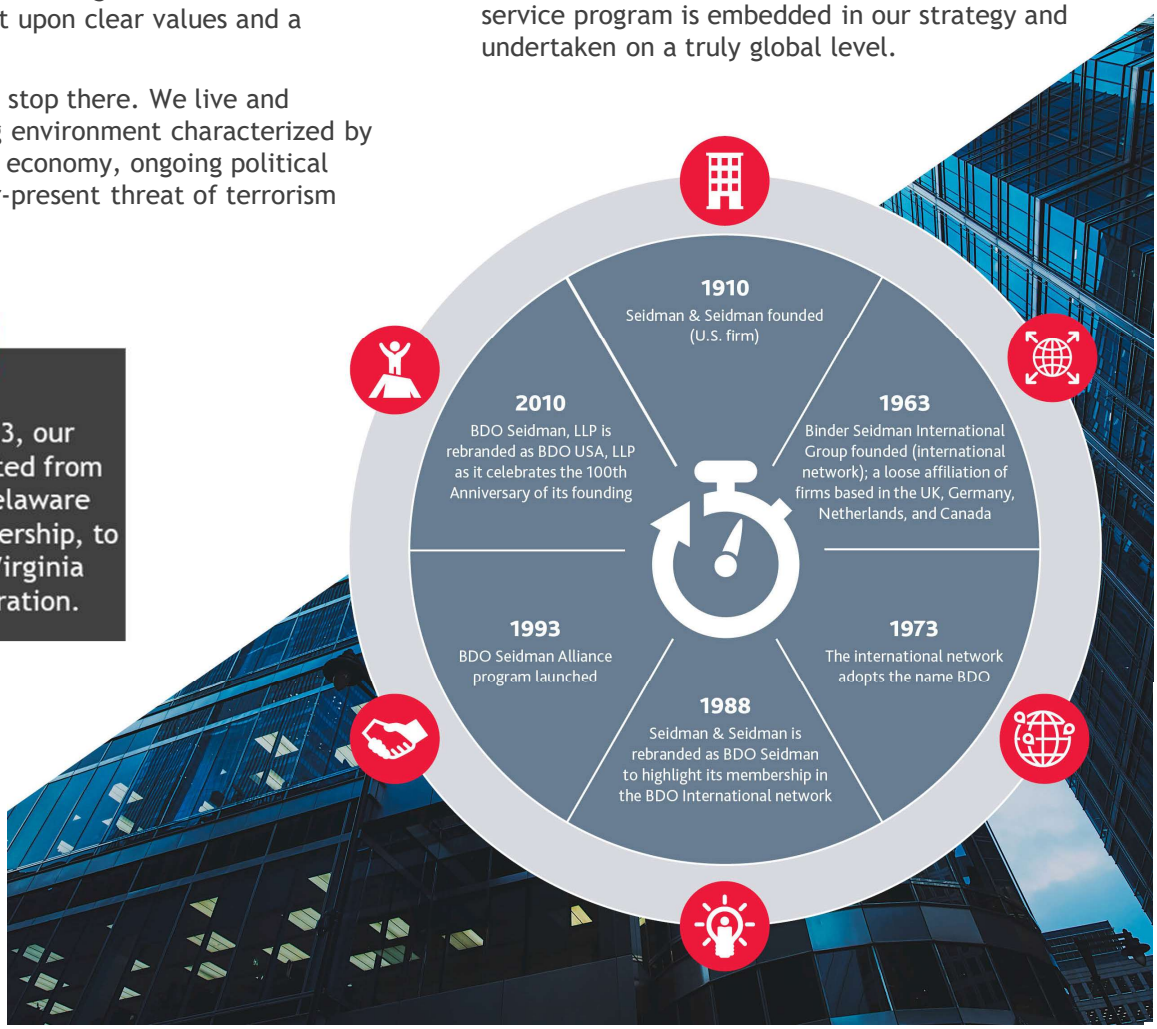

- The Proposal must demonstrate that the Company, or its key personnel, meets the minimum experience requirement in #Prerequisites with a legally registered business name, that provides services of a similar type and scope as described in the Scope of Services. A Company shall not have filed for bankruptcy under any business name over the past five (5) years.

  III.A Years of experience

  Have at least ten (10) years' of experience, within the past ten (10) years under a legally registered business name, in providing services of a similar type and scope as described in the Scope of Services. Have not filed for bankruptcy under any business name over the past five (5) years.

Public Sector Industry Credentials

THOUGHT LEADERSHIP AND CLIENT EDUCATION

We demonstrate our knowledge and experience in our relevant client work and thought leadership — from proprietary research to timely reports and industry events, BDO is at the forefront of the public sector conversation and believe in the power of industry participation. Many of our practice professionals are in the field with our clients, author articles on salient issues, and comment on breaking news. We are speakers at industry conferences and seminars, are active in organizations and trade associations, and serve as resources for trade publications.

Our goal is to bring perspective on opportunities, trends, issues and regulations that frame our approach and services to address our clients' needs.

Publications and technical updates

We share our knowledge through a variety of thought leadership, keeping you abreast of relevant news and hot topics that go beyond balance sheets and financial statements.

- **BDOKnows** — series of newsletters, flash reports and in-depth discussions addressing significant financial reporting developments.
- **Public-Private Partnership (P3s)** — Drawing upon our P3 practice's 20+ year history, BDO's mobilization process can capture the unique nuances to develop tailored strategies to win alignment and approval for your development goals.
- **Significant Accounting and Reporting Matters Guide** — quarterly digest of final and proposed financial accounting standards.
- **GASB, FASB, and Single Audit Flash Reports** — information about selected developments and emerging issues are immediately e-mailed to BDO professionals for timely communication to clients.
- **Tax Newsletters and Alerts** — updates on federal, state, local, expatriate, and international developments along with other specific tax planning and strategy considerations.
- **Industry Newsletters, Alerts, Reports, Proprietary Studies, Infographics, and Surveys** — a variety of publications depicting specific industry issues, emerging trends, and developments.

Topical resources available for our clients, include:

- Community Infrastructure Act: Community Infrastructure
- Community Resilience: Community Resilience
- Innovation and Transformation: Business Innovation
- Corporate Governance and Financial Reporting: Corporate Governance
- Single Audit: Frequently Asked Questions
- OMB Uniform Guidance
- The Latest in COVID-19 Funding Compliance Guidance



- The Proposal must demonstrate that the Company, or its key personnel, meets the minimum experience requirement in #Prerequisites with a legally registered business name, that provides services of a similar type and scope as described in the Scope of Services. A Company shall not have filed for bankruptcy under any business name over the past five (5) years.

  III.A Years of experience

  Have at least ten (10) years' of experience, within the past ten (10) years under a legally registered business name, in providing services of a similar type and scope as described in the Scope of Services. Have not filed for bankruptcy under any business name over the past five (5) years.

Fraud, Investigations, & Disputes

We provide exceptional service for exceptional circumstances. When scrutiny is most intense, organizations must not only determine the facts, but also determine them quickly.

FORENSIC ACCOUNTING & INVESTIGATIONS

BDO's forensic accounting professionals provide strategic guidance to organizations across the country and around the world, helping them resolve high-stakes matters involving fraud and corruption, accounting irregularities, and a wide variety of compliance issues.

Our forensic accounting services include:

- Corporate Investigations
- Anti-Bribery and Corruption Investigations
- Fraud Prevention
- Global Investigations
- Government Investigations
- Fraud Analytics
- Books and Records Review
- Due Diligence
- Anti-Money Laundering Law (AML), Bank Secrecy Act (BSA), and Office of Foreign Asset Control (OFAC)
- Post-acquisition Disputes
- Monitorships
- Damages Analysis

- Company shall provide at least 3 references, within the past 5 years, of clients for whom services have been performed that are comparable in quality and scope to that specified in this RFP. The references shall include client names, addresses, telephone numbers and e-mail addresses of the clients for whom prior work was performed and include an explanation of the services provided along with project start and end dates.

Client References

Below is a selection of prior engagements showing our technical abilities and quality of service. We invite you to reach out to hear what our clients have to say themselves. Please note that much of our investigation work is done under attorney-client privilege and therefore we are limited in which clients we can disclose in this service area.

ORGANIZATION	NAME / TITLE / CONTACT NUMBER	DESCRIPTION OF THE WORK PERFORMED
State of West Virginia 1900 Kanawha Boulevard, East Charleston, WV 25305	**Ann Urling** Deputy Chief of Staff Office of Governor Jim Justice ann.v.urling@wv.gov Phone – (304)-558-2000	• Assisted with the implementation of $4 billion+ of CARES/ARPA funds, including installing a robust risk management program and system of internal controls for the tracking and distribution of government funds • Performed cost review/forensic analysis of ARPA grant funds to detect unallowable or fraudulent costs – regularly reported findings to Governor's office and provided guidance on proper risk management procedures • Assisted with responding to Inspector General inquiries and desk reviews/audits
Fairbanks North Star Borough 907 Terminal Street Fairbanks, AK 99701	**Jim Williams** Chief of Staff jim.williams@fnsb.gov Phone – (907)-459-1305	• Uncovered fraudulent activity within small business grant programs • Assisted with quantifying and assessing instances of fraud • Provided control remediation measures to mitigate future risks of fraud
Feed the Children 333 N. Meridian Oklahoma City, OK 73107	**Christy Tharp** Chief Financial Officer christy.tharp@feedthechildren.org Phone - (405)-945-4040	• Performed investigation of procurement procedures following allegation of kickbacks at local field office • Performed Fair Market Analysis to establish reasonable pricing for purchased items to assess potential for fraud/waste/abuse • Completed Internal Control Assessment to ensure control gaps were filled
Planned Parenthood Global 26 Bleecker St, New York, NY 10018	**Hilary M. Castillo (Currently at Start NY)** Former Vice President, Global Operations at PPFA Chief Operating Officer HCastillo@StartNY.org Phone – (929)-722-1398	• Conducted investigation of procurement practices following allegation of conflicts of interest at local field office • Completed Internal Control Assessment to ensure control gaps were filled
International Relief and Development (now known as Blumont) 1621 N Kent Street Arlington, VA 22209	**Vladan Ilic (Currently at Winrock International)** Former Assistant Vice President, Finance at Blumont Senior Director, International Controller at Winrock Vladan.Ilic@winrock.org Phone – (703)-209-6788	• Led numerous investigations on behalf of the organization with its field operations to determine if waste, fraud, or abuse exists and/or if there is high likelihood for such behaviors • Assessments required vendor and beneficiary procedures and calculations and potential irregularities.

Attorney References

As mentioned on the previous slide, much of our investigations work is done under the privilege of outside legal counsel. We invite you to reach out to our valued attorney contacts below for more information on our qualifications. Out of respect for them and their/our client's privacy, we ask that specific client details not be requested, or those requests be limited. BDO will of course show the same discretion for the City should it be awarded this bid.

ORGANIZATION	NAME / TITLE / CONTACT NUMBER
Venable LLP (LAW FIRM) *600 Massachusetts Ave NW* *Washington, DC 20001*	**Dismas Locaria** Partner Dlocaria@Venable.com Phone – (202)-344-8013
Crowell and Mooring LLP (LAW FIRM) *1001 Pennsylvania Avenue NW* *Washington, DC 20004*	**Peter Eyre** Partner PEyre@crowell.com Phone – (202)-624-2807
Wiley LLP (LAW FIRM) *2050 M Street NW* *Washington, DC 20036*	**Brian Walsh** Partner bwalsh@wiley.law Phone – (202)-719-7469
Bass, Berry & Sims PLC (LAW FIRM) *1201 Pennsylvania Avenue NW* *Washington, DC 20004*	**Todd R. Overman** Member toverman@bassberry.com Phone - (202)-827-2975

Appendix

BDO Considerations of the City's Sample Agreement

Proposed Changes to the Contract – BDO USA

BDO USA ("BDO") has reviewed the City of Banning's (the "City") Request for Proposal – Citywide Forensic Accounting and Investigation Services – RFP-23-040 (the "RFP"). We have provided below some exceptions to the City's Professional Services Agreement (the "Agreement") for your consideration and are confident that in the event that BDO is awarded any portion of the work as the result of the current RFP, we can reach mutually-agreeable terms that combine the needs of both the City and BDO. Notwithstanding anything to the contrary set forth in the RFP, the parties agree that any services shall be subject to such mutually agreeable terms rather than the Agreement.

General Provisions (Section VI, B)

1. Compensation and Method of Payment (Article 2)
   a. We would like to add standard non-payment remedies to this section.
2. Schedule of Performance (Section 3.2)
   a. We would like to clarify in this section that BDO's services are contingent upon the timely cooperation of the City and its personnel.
3. Prohibition Against Subcontracting or Assignment (Section 4.5)
   a. We would like to discuss edits to this Section that would allow personnel from a BDO subsidiary to work on this engagement.
4. Insurance, Indemnification and Bonds (Article 5)
   a. BDO is generally able to agree to the insurance coverage provisions of Sections 5.1-5.2, but we would also need to make certain edits to conform with BDO's insurance coverage.
   b. We would like to remove Section 5.3.A as inapplicable to the contemplated services.
   c. As BDO's services are intended solely for our clients and not for third parties, we do not typically give broad indemnities to our clients to cover claims brough by third parties. Accordingly, we cannot agree to the indemnity in Section 5.3.B(1), but we'd be happy to work on a compromise.
   d. As is standard for our professional services and industry, BDO would like to discuss certain applicable indemnities that we receive from our clients for our professional services.
   e. Limitation of liability: BDO would also like to discuss including language in the Agreement to the effect that, absent a party's fraud or intentional misconduct, both parties should be responsible for only direct and compensatory damages, and that BDO's total liability under the agreement be limited to some mutually agreeable amount.
5. Ownership of Documents (Section 6.3)
   a. We would like to clarify in this section that the City will own BDO's final deliverables.
   b. We would like to include a provision in this section that states that BDO retains ownership of our internal work papers that support and substantiate our services and include items such as work programs and analyses that do not constitute part of the deliverables to the City.
6. California Law (Section 7.1)
   a. BDO's strong preference is to resolve disputes through binding arbitration. We would like to discuss whether the City would consider a binding arbitration provision. If no, we can agree to resolve disputes by a bench trial, subject to a standard jury trial waiver.

BDO USA refers to BDO USA, P.C., a Virginia professional corporation, also doing business in certain jurisdictions with an alternative identifying abbreviation, such as Corp. or P.S.C.

BDO Considerations of the City's Sample Agreement Cont.

1. Liquidated Damages (Section 7.7)
   a. We would like to confirm that this section is not applicable.
2. Termination Prior to Expiration of Term (Section 7.8)
   a. As is standard in BDO's professional services and industry, we would like to include a termination term that would allow either party to terminate the agreement if required by professional standards or applicable law/regulation.
3. Attorneys' Fees (Section 7.10)
   a. We would like to remove this provision. BDO cannot agree to reimburse the City for its attorneys' fees incurred in the enforcement of any remedies under the Agreement.
4. Conflict of Interest (Section 8.2)
   a. Because BDO is a large professional services firm with operations throughout the U.S., we would like to limit this provision to the principals and employees providing services under the Agreement.

Additional Terms and Conditions

As a public accounting firm and consistent with industry standards, BDO would need the Agreement to include some of BDO's standard engagement letter terms which include, among other provisions, terms that reflect BDO's professional standards, including certain terms required under AICPA guidance. Upon request, we would be happy to provide the City with a template of our standard engagement letter for your review. This letter includes include the following provisions:

1. City Materials
   a. We would like to include a provision that clarifies that BDO is entitled to rely on all representations, assumptions, information and data supplied by the City (the "City Materials") and that the City is authorized to provide BDO with all such City Materials.
2. Third-Parties and Use
   a. BDO's standard agreements contain a provision that clarifies that our services are strictly for our client's use only and that third parties are not permitted to rely in any manner on our services.
3. Subpoenas
   a. We would like to discuss including the standard provision that, in the event of a subpoena or other legal process, the City will compensate BDO for our reasonable, documented time incurred in responding to such subpoena and related reasonable out-of-pocket expenses.
4. Email Communications
   a. We would like to discuss adding a standard provision whereby BDO disclaims liability for the interception or unintentional disclosure of email transmissions.
5. External Computing Options/Licensing Representation
   a. BDO would like to discuss whether, as part of the project, the City will request BDO to use third-party, external computing options or software and adding standard provisions to cover the use of such options.
   b. Additionally, if the services will require the use of such external computing options or software, we would request a representation from the City that it has obtained all licenses and authorizations necessary to allow BDO to access such options or software.
6. Restricted Federal Data

BDO Considerations of the City's Sample Agreement Cont.

a. BDO would like to include a provision clarifying that the services will not involve the processing of data subject to federal laws, regulations or government-wide policies that require safeguarding or dissemination controls.

1. Other Applicable Provisions
   a. BDO Responsibilities
   b. Client Responsibilities
   c. Consent for Disclosure
   d. Intellectual Property

At BDO, our purpose is helping people thrive, every day. Together, we are focused on delivering exceptional and sustainable outcomes — for our people, our clients and our communities. Across the U.S., and in over 160 countries through our global organization, BDO professionals provide assurance, tax and advisory services for a diverse range of clients.

BDO is the brand name for the BDO network and for each of the BDO Member Firms. BDO USA, P.C., a Virginia professional corporation, is the U.S. member of BDO International Limited, a UK company limited by guarantee, and forms part of the international BDO network of independent member firms: www.bdo.com

Material discussed in this publication is meant to provide general information and should not be acted on without professional advice tailored to your needs.

© 2023 BDO USA, P.C. All rights reserved.

BDO

782

A PROPOSAL TO PROVIDE
PROFESSIONAL SERVICES FOR:

City of Banning, CA

NOVEMBER 28, 2023

BDO

783

Pricing Form

CITY OF BANNING FORENSIC INVESTIGATION AND ACCOUNTING SERVICES											
COMPANY NAME >						BDO USA, P.C.					
DISCRIPTION / YEAR	Phase 1					Phase 2 (if applicable)					
	HRS	RATE	% BY HOURS	%BY COST	TOTAL	HRS	RATE	% BY HOURS	%BY COST	TOTAL	
Partners	0.0	$265.00	0.00%	$0.00	$0.00	0.0	$265.00	#DIV/0!	#DIV/0!	$0.00	
Managers	180.0	$265.00	33.33%	0.340957827	$47,700.00	0.0	$265.00	#DIV/0!	#DIV/0!	$0.00	
Supervisory Staff	360.0	$220.00	66.67%	0.566118656	$79,200.00	0.0	$220.00	#DIV/0!	#DIV/0!	$0.00	
Staff	0.0	$200.00	0.00%	0	$0.00	0.0	$200.00	#DIV/0!	#DIV/0!	$0.00	
Other	0.0	$200.00	0.00%	0	$0.00	0.0	$200.00	#DIV/0!	#DIV/0!	$0.00	
SUB TOTAL	540.0				$126,900.00	0.0				$0.00	
Out of Pocket Expenses:					$13,000.00					$0.00	
TOTAL BY YEAR					$139,900.00					$0.00	
GRAND TOTAL				$139,900.00							

BDO includes its hourly rates for Phase 2 (and beyond); however, an accurate cost estimate for Phase 2 costs can only be provided at the conclusion of Phase 1, when the activities required for Phase 2 will be known.

BDO will be charging travel costs including airfare, hotel, meals, and rental cars. Rates will not exceed the IRS current rates.

Phase 1 Travel	
Airfare	$ 4,500
Hotel	$ 6,000
Meals	$ 1,500
Rental Car	$ 1,000
Estimated Number of Days Onsite	10
Total	$ 13,000

Fee Assumptions

COST ESTIMATES/PROFESSIONAL HOURLY RATES

For Phase 1, we have completed the excel sheet (provided by the City) and included our total maximum cost estimate. **An accurate cost estimate for Phase 2 costs can only be provided at the conclusion of Phase 1, when the activities required for Phase 2 will be known. Below are our standard average hourly bill rates which will be used to price future scopes of work (e.g, Phase 2 and beyond).** We evaluate these rates each year to take inflation and salary increases into consideration. We do not anticipate more than an 8% annual increase.

Professional Level	Hourly Rates
Principal/Director	$265
Senior Manager	$265
Manager	$240
Senior Associate	$220
Associate	$200

ASSUMPTIONS

Our Phase 1 fee estimate is based on the following assumptions:

- A maximum 4 months of scope for investigation services.
- 10 days of onsite work and the remainder of days being remote work.
- Hotel, airfare, rental car and meals for 2 BDO personnel traveling to the City of Banning.
- Key documents are provided on the dates agreed and there are no significant delays outside of our control.
- Your personnel prepare schedules and analyses as requested and are available to assist us as needed.
- Prior year workpapers will be made available for our review.
- Financial statements and supporting schedules for all entities are prepared in-house by management.
- No significant changes occur in the internal accounting controls, accounting systems, key personnel, or structure of the organization.
- Read-only access to the City's financial reporting and payment systems.

At BDO, our purpose is helping people thrive, every day. Together, we are focused on delivering exceptional and sustainable outcomes — for our people, our clients and our communities. Across the U.S., and in over 160 countries through our global organization, BDO professionals provide assurance, tax and advisory services for a diverse range of clients.

BDO is the brand name for the BDO network and for each of the BDO Member Firms. BDO USA, P.C., a Virginia professional corporation, is the U.S. member of BDO International Limited, a UK company limited by guarantee, and forms part of the international BDO network of independent member firms: www.bdo.com

Material discussed in this publication is meant to provide general information and should not be acted on without professional advice tailored to your needs.

© 2023 BDO USA, P.C. All rights reserved.

BDO

786

CITY OF BANNING
STAFF REPORT

TO:	**CITY COUNCIL**
FROM:	**Douglas Schulze, City Manager**
PREPARED BY:	**Doug Schulze, City Manager**
MEETING DATE:	**March 26, 2024**
SUBJECT:	**Discussion of Council Policy Changes Regarding Extension of Meetings and Disparaging Remarks Made by Members of the City Council**

RECOMMENDATION:

Provide direction to the City Manager regarding changes to City Council policy.

BACKGROUND:

This discussion item has been placed on the agenda as provided for by Section 5.1 of the Manual of Procedural Guidelines, which allows any legislative body member to have placed on the agenda any business that should be deliberated upon in the future by the legislative body. The request to place this item on the agenda was originally received by the City Manager's office on Thursday, February 29 and confirmed via a telephone conversation on March 5.

During the past several months, concerns about decorum and efficient use of meeting time have been raised by members of the City Council and of the community. In addition, City Council meetings have become lengthy, which results in frustration from all involved. City Council meetings are crucial for city officials to enact ordinances, resolutions, and orders necessary for running the city effectively. The procedures followed during these meetings are essential for maximizing efficiency and ensuring that critical issues are addressed while encouraging public engagement. the purpose of a city council meeting is to provide a structured forum for city officials to make decisions, address community concerns, and engage with the public in a transparent and democratic manner.

The Manual of Procedural Guidelines for the Conduct of City Council and Constituent Body/Commission Meetings has been adopted to provide the structure for efficient and effective meetings. The Manual is adopted by resolution, establishing City Council policy. The City of Banning Manual is similar to procedural manuals enacted by other cities so, it is not unique to the City of Banning.

Consent Items - Section 6.3 of the Manual provides guidelines for the Consent Calendar. The items placed on the Consent Calendar are matters of a routine or generally uncontested nature and non-controversial. The Consent Calendar may be approved by the City Council in a single motion. Items on the Consent Calendar, upon the request of any member of the City Council or member of the public made through the Presiding Officer, may be removed from the Consent Calendar for separate discussion and/or action. Use of the consent calendar is a commonly used agenda management technique. Some cities move all pulled consent items to the end of the agenda (Discussion Items) to avoid delaying action of other items of business. It is also common practice for members of the City Council to contact the City Manager prior to the Council meeting with questions about consent calendar items, which eliminates the need to pull items from the consent calendar and use meeting time.

Public Comment - Section 7.1. All cities include a "General Public Comment" opportunity during regular business meetings. The City of Banning provides an opportunity for the public to comment on any and all issues (not on the agenda) within the subject matter jurisdiction of the Legislative Body. General public comment on non-agendized issues takes placed at the beginning of the meeting and each speaker is limited to a maximum of three (3) minutes to provide comments on non-agendized issues. Some cities use speaker cards to make the public comment period more efficient. Upon arrival, members of the public may submit a speaker card to the City Clerk. The City Clerk will then provide the Mayor with the speaker cards, in order received, and speakers are called to the podium accordingly. Once all speakers who submitted speaker cards have been called, anyone who did not submit a speaker card is given an opportunity to speak. Speakers cannot be required to provide their name, address, etc. to speak, but it is a technique used for more efficient meetings. Members of the public are also provided opportunities to address the legislative body on each and every item listed on the agenda. A maximum time of five (5) minutes is provided for comments on agenda items. Again, speaker cards are an effective tool for making meetings more efficient, but cannot be a mandatory requirement.

Decorum and Order - Article X. This Article of the Manual of Procedural Guidelines provides very specific rules for meeting participation by legislative body members, city staff and members of the public. Disruptions, distractions, rude and derogatory remarks, abusive comments and statements as to motives and personalities can quickly turn a meeting into chaos. In addition, this type of behavior can discourage members of the public from attending and/or engaging in public meetings. Furthermore, City Council meetings are frequently watched by individuals who may be considering investing in Banning and may decide to invest elsewhere rather than subject themselves or their business to similar attacks. This also applies to comments on social media or any other forum. City officials are always representatives of the City and conduct, at all times, is a reflection on the entire organization. Some cities have implemented policies whereby city officials are fined for making disparaging remarks about others.

Length of Meeting Agendas and Extension of Meetings after 10:00 p.m. - When meeting agendas are planned, the management team attempts to estimate the amount of time each item will require. However, amount of time spent on general public comments, agendized item public comments, and consent calendar items pulled for discussion is difficult to estimate. In addition, there is no correlation between the number of items on an agenda and the length of the meeting. Resolution 2016-44 was adopted by the City Council due to the large number of items and complexity of items on the agenda in 2016. The amount of activity and complexity of items has only increased since 2016 and, the City Council has not increased the frequency of meetings. Some cities meet weekly so the length of meetings remains reasonable and business is completed in a timely manner. Resolution 2016-44 imposes a 10:00 p.m. curfew upon City Council meetings. Matter taken up by the Council before 10:00 p.m. may be concluded, but no new matters shall be taken up after 10:00 p.m. except upon a unanimous vote of the council members present, but such extension shall only be valid for one hour and each hour thereafter shall require a renewed action for the meeting to continue. Consideration of amending Resolution 2016-44 to only require a majority of members present to extend a meeting has been suggested.

JUSTIFICATION:

Per Section 5.1 of the Manual of Procedural Guidelines allows any legislative body member to have placed on the agenda any business that should be deliberated upon in the future by the legislative body.

FISCAL IMPACT:

No fiscal impact.

ALTERNATIVES:

1. Provide direction to City Manager to prepare for future consideration a resolution or resolutions amending the Manual of Procedural Guidelines or Resolution 2016-44;
2. Do not provide direction to City Manager to prepare items for future consideration.

ATTACHMENTS:

1. CC Resolution No. 2016-044.pdf

RESOLUTION NO. 2016-44

A RESOLUTION OF THE CITY COUNCIL OF THE CITY OF BANNING, CALIFORNIA, ESTABLISHING TIME LIMITS FOR CONDUCT OF BUSINESS AT CITY COUNCIL MEETINGS AND REPEALING RESOLUTION NO. 2010-38

WHEREAS, the large number of matters on recent Council agendas and the complexity of such matters have led to several lengthy meetings lasting until very late hours; and

WHEREAS, this Council wishes to be able to give careful attention to and make wise decisions on matters coming before it both of which goals may not be met after fatigue sets in caused by several hours of active participation in important City business; and

WHEREAS, a reasonable limit upon the length of Council meetings appear for these reasons to be in the best interest of both the citizens and the City Council Members of the City of Banning.

NOW, THEREFORE, BE IT RESOLVED by the City Council of the City of Banning as follows:

SECTION 1. That commencing with the first regularly scheduled Council meeting following the effective date of this resolution, a 10:00 P.M. curfew shall be imposed upon City Council meetings. Matters taken up by the Council before 10:00 P.M. may be concluded, but no new matters shall be taken up after 10:00 P.M. except upon a unanimous vote of the council members present, but such extension shall only be valid for one hour and each hour thereafter shall require a renewed action for the meeting to continue.

SECTION 2. The City Manager is requested to arrange the regular order of business on Council agendas to minimize any adverse effects this policy may have with respect to the timely conduct of important City business.

SECTION 3. A copy of this resolution shall be posted in a conspicuous location and appropriate references hereto shall be made on the Council agenda in order to provide adequate notice.

PASSED, APPROVED AND ADOPTED this 24th day of May, 2016.

Arthur L. Welch, Mayor
City of Banning

ATTEST:

Marie A. Calderon, City Clerk

APPROVED AS TO FORM
AND LEGAL CONTENT:

Anthony R. Taylor, City Attorney
Aleshire & Wynder, LLP

CERTIFICATION:

I, Marie A. Calderon, City Clerk of the City of Banning, California, do hereby certify that the foregoing Resolution No. 2016-44, was duly adopted by the City Council of the City of Banning, California, at a regular meeting thereof held on the 24th day of May, 2016, by the following vote, to wit:

AYES:	Councilmembers Franklin, Moyer, Mayor Welch
NOES:	None
ABSTAIN:	None
ABSENT:	Councilmember Miller

Marie A. Calderon, City Clerk
City of Banning, California

CITY OF BANNING
STAFF REPORT

TO:	**CITY COUNCIL**
FROM:	**Douglas Schulze, City Manager**
PREPARED BY:	**Art Vela, Public Works Director**
MEETING DATE:	**March 26, 2024**
SUBJECT:	**Discuss Adding a City of Banning Identifier to the San Gorgonio Avenue Overpass**

RECOMMENDATION:

Discuss adding a City of Banning identifier to the San Gorgonio Avenue Overpass and provide direction to staff.

BACKGROUND:

Many City's have begun to add architectural features including their names ("City Identifier") on overpasses along interstates. These City Identifiers provide an opportunity for city's to brand, create recognition and provide a positive image for existing and future residents and visitors traveling to and by their city's, which could aid in additional economic development.

The City of Banning could add a City Identifier to the San Gorgonio overpass and enjoy those same benefits. In the limited research conducted by Public Work staff, it appears that a cost range for such an improvement could range from $500,000 to $1,500,000 depending on the design. The biggest challenge for this project would be funding. Funding sources could include grants (e.g. Clean California, etc.), finance districts (e.g. Infrastructure Finance Districts, etc.) and local funds. As of today the City does not have any funds allocated to this project.

If a majority interest exists, City Council could consider a few options:

Option #1: Do nothing.

Option #2: Direct staff to research grant opportunities and apply for grants as they become available. Some grants may require a match, which could be funded by local funds or other sources.

Option #3: Direct staff to procure architectural services to develop several architectural renderings to choose from and to develop high level cost estimates. The results of these efforts could assist in bolstering the City's grant applications.

The three options above are not intended to be an exhaustive list of options, but only those that would not require a large funding commitment at this time.

JUSTIFICATION:

A City Identifier on the San Gorgonio Avenue overpass could provide the City various benefits as described in this report.

FISCAL IMPACT:

The cost for the preparation of a grant application(s) would range from $10,000 to $25,000 depending on the requirements of the grant guidelines and level of effort.

The cost for the preparation of architectural renderings and estimates would range from $20,000 to $30,000.

ALTERNATIVES:

1. Direct to move forward with one of the options listed in this report.
2. Provide alternative direction to staff.

ATTACHMENTS:

1. Identifier Examples.pdf

CITY OF
HIGHLAND
Running Springs NORTH
Big Bear Lake
330
1/4 MILE

Harley Knox Blvd 1 1/2
Ramona Expwy 3
Cajalco Expwy

Desert Hot Springs
Palm Springs

Indio