



AGENDA

BUDGET AND FINANCE COMMITTEE MEETING CITY OF BANNING, CALIFORNIA

May 21, 2024
6:00 p.m.
In Chambers

Council Chambers
99 E. Ramsey Street
Banning, CA 92220

1. CALL TO ORDER

ROLL CALL

2. PUBLIC COMMENTS

A three (3) minute limitation shall apply to each member of the public who wishes to address the Committee on a matter not on the agenda. No member of the public shall be permitted to share their time with any other member of the public. PLEASE STATE YOUR NAME FOR THE RECORD.

3. ANNOUNCEMENTS AND REPORTS

3.1 CITY TREASURER'S REPORT

3.2 COMMITTEE MEMBER REPORTS

3.3 ADMINISTRATIVE SERVICES DIRECTOR'S REPORT

4. CONSENT AGENDA

4.1 [Approval of the Meeting Minutes for the March 19, 2024 Budget and Finance Committee Meeting Minutes](#)

Recommendation: Approve the minutes of the March 19, 2024 Budget and Finance Committee Meeting Minutes

5. REPORT(S) OF OFFICERS

5.1 [Receive and File Cash and Investments Report for the Month of April 2024](#)

Recommendation: That City Council receive and file Cash and Investment Report for April 2024 on this day, May 21, 2024, in accordance with California Government Code 53646.

5.2 [Receive and File Accounts Payable and Payroll Warrants Issued in the Month of April 2024](#)

Recommendation: Receive and file the warrants for period ending April 30, 2024, per California Government Code Section 37208.

5.3 [Receipts, Disbursements, & Fund Balances Reporting for Fiscal Year 2023-24, Period 9, March 2024](#)

Recommendation: Receive and file.

5.4 [FY 2023-24 Budget-To-Actuals and Preliminary Fiscal Year 2024-25 and Fiscal Year 2025-26 Biennial Budget](#)

Recommendation: Receive and file and provide feedback on FY 2023-24 Budget-To-

6. **DISCUSSION ITEM(S)**
7. **ITEM(S) FOR FUTURE AGENDAS**
8. **ADJOURNMENT**

Next Regular Meeting -

AFFIDAVIT • DECLARACIÓN JURADA

IT IS HEREBY CERTIFIED under the laws of the State of California that the above agenda was posted on the City's website (www.banningca.gov) as well as the Bulletin Board at Banning City Hall, located at 99 E Ramsey Street, Banning, CA 92220, at least 72 hours in advance of the meeting.



Caroline Patton, Deputy City Clerk
Secretario adjunto de la ciudad

PUBLIC NOTICE • NOTICIA PÚBLICA

Meeting Agendas and Notices

Interested in receiving email and/or text notifications of upcoming Committee meetings? Sign up for meeting notifications through the City's website. Pursuant to amended Government Code §54957.5(b), staff reports and other public records related to open session agenda items are available on the City's website (www.banningca.gov/).

Public Comment

Agenda Items

Any member of the public may address this meeting of the Committee on any item appearing on the agenda. A five-minute limitation shall apply to each member of the public and no member of the public shall be permitted to share their time with any other person.

Non-Agenda Items

Any member of the public may address this meeting of the Committee on any item which does not appear on the regular meeting agenda but is of interest to the general public and is an item upon which the Committee may act. A three-minute limitation shall apply to each member of the public and no member shall be permitted to share their time with any other person. No action shall be taken, nor discussion held by the Committee, on any item which does not appear on the agenda, unless the action is otherwise authorized in accordance with the provisions of subdivision (b) of §54954.2 of the Government Code.

Special Assistance/Accessibility Requests

In compliance with the Americans with Disabilities Act, any member of the public may request that the agenda and agenda packet be mailed to them. If you need special assistance to participate in this meeting (such as translation services), please contact the City Clerk's Office. Advanced notification of at least 48 hours prior to the meeting will allow the city to make arrangements to ensure your accessibility.

¿Necesita servicios de traducción para participar? Contacto Oficina del Secretario de la Ciudad.

CONTACT • CONTACTO

City Clerk's Office | 951-922-3102 | CityClerks@banningca.gov
99 E. Ramsey Street, Banning, California 92220



CITY OF BANNING STAFF REPORT

TO: BUDGET AND FINANCE COMMITTEE

FROM: Lincoln Bogard, Administrative Services Director

PREPARED BY: A'ja Wallace,

MEETING DATE: May 21, 2024

SUBJECT: Approval of the Meeting Minutes for the March 19, 2024 Budget and Finance Committee Meeting Minutes

RECOMMENDATION:

Approve the minutes of the March 19, 2024 Budget and Finance Committee Meeting Minutes

BACKGROUND:

After every meeting, The Committee Secretary prepares meeting minutes. The Budget and Finance Committee reviews and approved these minutes either as presented or with modifications.

JUSTIFICATION:

These minutes have been prepared as Action Minutes in accordance with City Council Resolution 1995-21 and Government Code Sections 36814, 40801, and 54953(c)(2).

FISCAL IMPACT:

None

ALTERNATIVES:

1. Approve as recommended 2. Approve with modifications

ATTACHMENTS:

1. [2024 03 19_BFC_Minutes.docx](#)



**MINUTES
BUDGET & FINANCE COMMITTEE**

**3/19/2024
REGULAR MEETING**

COMMITTEE MEMBERS PRESENT: Committee Acting Chair Sheri Flynn
Committee Member Colleen Wallace

COMMITTEE MEMBERS ABSENT: Chair Alejandro Geronimo

OTHERS PRESENT: Lincoln Bogard, Administrative Services Director
Laurie Sampson, Assistant City Manager
Arturo Vela, Public Works Director
Ralph Wright, Parks and Recreation Director
A'ja Wallace, Deputy Finance Director
Carla Young, Business Support Manager
Cheryl Stafford, Finance Mananer
Barbara Mason, Purchasing Manager
John Garside, Multimedia Specialist

1. CALL TO ORDER

Committee Acting Chair Flynn called the meeting to order at 6:02 p.m.

Roll Call:

COMMITTEE MEMBER	PRESENT	ABSENT
Flynn, Sheri	X	
Geronimo, Alejandro		X
Wallace, Colleen	X	

2. PUBLIC COMMENTS

2.1. PUBLIC COMMENTS
Frank Connolly

3. ANNOUNCEMENTS AND REPORTS

3.1. CITY TREASURER REPORT
City Treasurer is absent

3.2. COMMITTEE MEMBER REPORTS
None

3.3. ADMINISTRATIVE SERVICES DIRECTOR REPORT
Rate committee for Feds are meeting today and will not raise rates.

4. CONSENT ITEMS

- 4.1. Approval of Budget and Finance Committee Meeting Minutes for January 16, 2024 and February 20, 2024.

Motion to approve the January 16, 2024 meeting minutes.

Motion by Committee Member Wallace
Seconded by Committee Acting Chair Flynn

COMMITTEE MEMBER	YES	NO	ABSTAIN	ABSENT
Flynn, Sheri	X			
Geronimo, Alejandro				X
Wallace, Colleen	X			

Motion passes with a vote 2-0

Motion to approve the February 20, 2024 meeting minutes.

Motion by Committee Member Wallace
Seconded by Committee Acting Chair Flynn

COMMITTEE MEMBER	YES	NO	ABSTAIN	ABSENT
Flynn, Sheri	X			
Geronimo, Alejandro				X
Wallace, Colleen	X			

Motion passes with a vote 2-0

5. REPORTS OF OFFICERS

- 5.1. Recommend Consideration of Ordinance 1602 and resolution 2024-52 to Council as presented.

Parks and Recreation Director Ralph Wright to present the staff report

Public Comments

Frank Connolly

Motion to Recommend Consideration of Ordinance 1602 and resolution 2024-52 to the 3/26/2024 Council Meeting.

Motion by Committee Member Wallace
Seconded by Committee Acting Chair Flynn

COMMITTEE MEMBER	PRESENT	ABSENT
Flynn, Sheri	X	
Geronimo, Alejandro		X
Wallace, Colleen	X	

Motion passes with a vote 2-0

5.2. Accounts Payable and Payroll Warrants Report (February 2024)

Administrative Services Director Lincoln Bogard to present the staff report

Public Comments

Harry Sullivan

5.3. Receive and File Cash and Investments Report (February 2024)

Administrative Services Director Lincoln Bogard to present the staff report.

Public Comments

None

5.4. Receipts, Disbursements & Fund Balances (February 2024)

Administrative Services Director Lincoln Bogard to present the staff report.

Public Comments

None

6. DISCUSSION ITEM(S)

6.1 Answers to follow-up item requests from previous meeting

Public Comments

Harry Sullivan

7. FUTURE AGENDA ITEMS

- 7.1. Receipts, Disbursements, and Fund Balance Report (March)
- 7.2. Warrant Report (March)
- 7.3. Investment Report (March)

8. ADJOURNMENT

Committee Acting Chair Flynn adjourned the meeting at 7:11 p.m.

Next Regular Meeting- April 16th, 2024 @ 6pm

Minutes Prepared by:



A'ja Wallace, Deputy Finance Director

This entire meeting may be viewed here:
<https://banninglive.viebit.com/index.php?folder=Budget+and+Finance>



**CITY OF BANNING
STAFF REPORT**

TO: BUDGET AND FINANCE COMMITTEE

FROM: Douglas Schulze, City Manager

PREPARED BY: A'ja Wallace,
Lincoln Bogard, Administrative Services Director

MEETING DATE: May 21, 2024

SUBJECT: Receive and File Cash and Investments Report for the Month of April 2024

RECOMMENDATION:

That City Council receive and file Cash and Investment Report for April 2024 on this day, May 21, 2024, in accordance with California Government Code 53646.

BACKGROUND:

The City's investment portfolio is compliant with its Investment Policy and Pooled Cash is expected to meet all disbursement requirements for the next six months.

JUSTIFICATION:

UNRESTRICTED CASH AND INVESTMENTS:

Cash & Investments	March 2024	April 2024
Funds under Control of the City:		
Petty Cash / Cash on Hand	\$4,055.00	\$4,055.00
Sub-Total	\$4,055.00	\$4,055.00
Checking and Savings:		
Wells Fargo - General Account - XXXXX5798	\$5,621,732.36	\$5,336,047.64
Bank of America - Parking Citations - XXXXXX8776	\$144,045.72	\$144,046.90
Bank of America - Airport Visa - XXXXXX7548	\$575,267.32	\$583,937.27
Bank of America - CNG Charge Acct - XXXXXX5594	\$79,091.90	\$79,091.90
Sub-Total	\$6,420,137.30	\$6,143,123.71
See Investment Report for Details of the following investments:		
State of California, Local Agency Investment Fund	\$21,154,156.65	\$21,374,566.99
% of Investments in LAIF	51%	51%
US Bank City of Banning Investment Custody Account XXXXX6000	\$20,723,522.71	\$20,948,114.14

Cash and Investments**\$48,301,871.66****\$48,469,859.84****RESTRICTED CASH AND INVESTMENTS:**

Cash & Investments	March 2024	April 2024
Cash with Fiscal Agents		
US Bank		
2015 Water Revenue Bonds-BUA Water Projects - 258228005	\$855,675.18	\$859,132.79
2015 Water Revenue Bonds-BUA Water Projects - 258228000	\$2,991.31	\$375,034.66
2019 Wastewater Revenue Bond - 254226002	\$2.40	\$117,502.40
2019 Wastewater Revenue Bonds 254226000	\$115,038.01	\$115,038.98
019 Wastewater Revenue Bonds - BUA Water Projects - Previous Balance less amount required for Refunding - 254226006	\$2,502,911.07	\$2,502,932.25
2015 Electric Revenue Bond-Acquisition & Construction Fund - 262685003	\$0.00	\$2,461.57
2015 Electric Revenue Bond-Acquisition & Construction Fund - 262685000	\$5,935.52	\$5,959.50
Successor Agency of the Dissolved Redevelopment Agency of the City of Banning Tax Allocation Bonds Series 2016 (Taxable) Unexpended Proceeds Fund - 277166005	\$7,687,283.82	\$7,687,316.47
Successor Agency of the Dissolved Redevelopment Agency of the City of Banning Tax Allocation Bonds Series 2016 (Taxable) Revenue Fund - 277166000	\$0.00	\$0.00
Improvement Dist No 2004-1 (Fair Oaks Ranch Estates) Limited Obligation Improvement Bonds Series 2005A Principal Acct- 789582001	\$0.00	\$0.00
Improvement Dist No 2004-1 (Fair Oaks Ranch Estates) Limited Obligation Improvement Bonds Series 2005A Reserve Fund- 789582003	\$186,060.08	\$186,061.47
PERMA Member Trust Account xxx-xxxx-101.12-00	\$2,853,707.00	\$2,945,719.51
CAISO - City of Banning XXXXX6994	\$124,333.67	\$124,743.22

City of Banning - XXXXX5920 - Riverside Public Utilities (RPU)	\$913,797.67	\$856,252.72
Cash with Fiscal Agents US Bank	\$15,247,735.73	\$15,778,155.54
Restricted Investment in SCPPA Project Stabilization Fund		
Project Stabilization Fund	\$1,050,653.47	\$1,017,586.06
Total Restricted Cash and Investments	\$16,298,389.20	\$16,795,741.60
Grand Total Cash and Investments	\$64,600,260.86	\$65,265,601.44

BOND RESERVE INSURANCE POLICIES:

Insurance Policy and Purpose	Market Value
2015 Electric Revenue Bond-Reserve Fund - 262685002 - Market Value	\$2,428,543.76
Successor Agency of the Dissolved Redevelopment Agency of the City of Banning Tax Allocation Bonds Series 2016 (Taxable) Reserve Fund- 277166004 Market Value	\$2,205,497.50

FISCAL IMPACT:

Not applicable.

I hereby certify that the investment activity for this reporting period conforms with the investment policy adopted by the City of Banning's City Council and the California Government Code Section 53601.

I also certify that there exists adequate pooled cash available to meet the City's disbursement requirements for at least the next six months.

ALTERNATIVES:

Not applicable. Receive and file only.

ATTACHMENTS:

1. [Attachment 2- City of Banning Broker Report April 2024.pdf](#)
2. [Attachment 3-LAIF Market Valuation April 2024.pdf](#)
3. [Attachment 4-PMIA-LAIF Performance Report April 2024.pdf](#)
4. [Attachment 1-Investment Report April 2024.pdf](#)

MONTHLY ACCOUNT STATEMENT

City of Banning | Account #11089 | As of April 30, 2024

CHANDLER ASSET MANAGEMENT | chandlerasset.com

Chandler Team:

For questions about your account, please call (800) 317-4747,
or contact clientservice@chandlerasset.com

Custodian:

US Bank

PORTFOLIO SUMMARY

City of Banning | Account #11089 | As of April 30, 2024

Portfolio Characteristics

Average Modified Duration	1.07
Average Coupon	2.86%
Average Purchase YTM	4.06%
Average Market YTM	5.78%
Average Quality	AA+
Average Final Maturity	1.17
Average Life	1.12

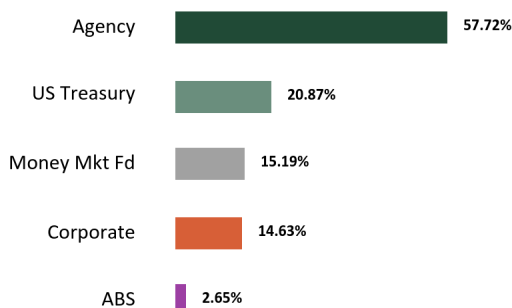
Account Summary

	Beg. Values as of 04/01/2024	End Values as of 04/30/2024
Market Value	20,247,418.39	20,369,129.58
Accrued Interest	150,999.93	40,341.84
Total Market Value	20,398,418.33	20,409,471.41
Income Earned	16,841.42	94,697.97
Cont/WD	0.00	0.00
Par	20,723,522.71	20,948,114.14
Book Value	20,661,845.73	20,829,494.11
Cost Value	20,612,429.41	20,777,398.14

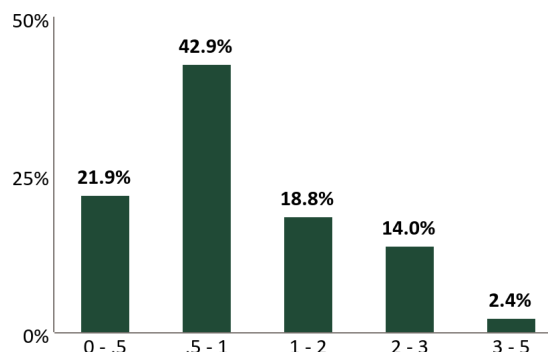
Top Issuers

Federal Home Loan Banks	43.71%
United States	20.87%
U.S. Bancorp	15.19%
FHLMC	14.01%
Amazon.com, Inc.	2.40%
Exxon Mobil Corporation	2.37%
Royal Bank of Canada	1.26%
BNY Mellon Corp	1.25%

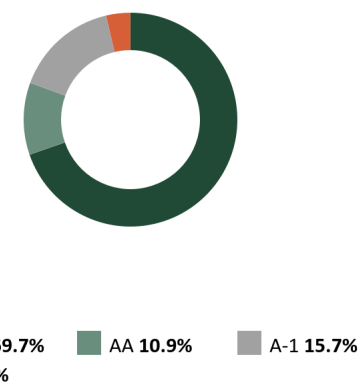
Sector Allocation



Maturity Distribution



Credit Quality



*See Footnote

Performance Review

Total Rate of Return	1M	3M	YTD	1YR	2YRS	3YRS	5YRS	10YRS	Since Inception (07/01/23)
City of Banning	0.05%	0.44%	0.80%	--	--	--	--	--	--
Benchmark Return*	0.36%	1.10%	1.52%	--	--	--	--	--	--

*Periods over 1 year are annualized.

Benchmark: ICE BofA 0-1 Year US Treasury Notes & Bonds Secondary Benchmark:

The credit quality is a weighted average calculation of the highest of S&P, Moody's' and Fitch

Execution Time: 05/02/2024 10:57:29 AM

Chandler Asset Management | info@chandlerasset.com | www.chandlerasset.com | 800.317.4747

CONFIDENTIAL | 2

STATEMENT OF COMPLIANCE



City of Banning | Account #11089 | As of April 30, 2024

Rules Name	Limit	Actual	Compliance Status	Notes
AGENCY MORTGAGE SECURITIES (CMOS)				
Max % (MV)	100.0	0.0	Compliant	
Max % Issuer (MV)	30.0	0.0	Compliant	
Max Maturity (Years)	5.0	0.0	Compliant	
ASSET-BACKED SECURITIES (ABS)				
Max % (MV; Non Agency ABS & MBS)	20.0	2.6	Compliant	
Max % Issuer (MV)	5.0	1.1	Compliant	
Max Maturity (Years)	5	4	Compliant	
Min Rating (AA- by 1)	0.0	0.0	Compliant	
BANKERS' ACCEPTANCES				
Max % (MV)	40.0	0.0	Compliant	
Max % Issuer (MV)	5.0	0.0	Compliant	
Max Maturity (Days)	180	0.0	Compliant	
Min Rating (A-1 by 1 or A- by 1)	0.0	0.0	Compliant	
CERTIFICATE OF DEPOSIT PLACEMENT SERVICE (CDARS)				
Max % (MV)	30.0	0.0	Compliant	
Max Maturity (Years)	5.0	0.0	Compliant	
COLLATERALIZED BANK DEPOSITS				
Max Maturity (Years)	5.0	0.0	Compliant	
COLLATERALIZED TIME DEPOSITS (NON-NEGOTIABLE CD/TD)				
Max % (MV)	20.0	0.0	Compliant	
Max Maturity (Years)	5.0	0.0	Compliant	
COMMERCIAL PAPER				
Max % (MV)	25.0	0.0	Compliant	
Max % Issuer (MV)	5.0	0.0	Compliant	
Max Maturity (Days)	270	0.0	Compliant	
Min Rating (A-1 by 1 or A- by 1)	0.0	0.0	Compliant	
CORPORATE MEDIUM TERM NOTES				
Max % (MV)	30.0	14.7	Compliant	
Max % Issuer (MV)	5.0	2.4	Compliant	
Max Maturity (Years)	5	1	Compliant	
Min Rating (A- by 1)	0.0	0.0	Compliant	

STATEMENT OF COMPLIANCE



City of Banning | Account #11089 | As of April 30, 2024

Rules Name	Limit	Actual	Compliance Status	Notes
FDIC INSURED TIME DEPOSITS (NON-NEGOTIABLE CD/ TD)				
Max % (MV)	20.0	0.0	Compliant	
Max Maturity (Years)	5	0.0	Compliant	
FEDERAL AGENCIES				
Max % (MV)	100.0	57.7	Compliant	
Max % Issuer (MV)	30.0	43.7	Not Compliant	Inherited Securities
Max Callables (MV)	20.0	56.7	Not Compliant	Agency Callables; Inherited Securities; Client Directive Approved Strategy Shift
Max Maturity (Years)	5	2	Compliant	
LOCAL AGENCY INVESTMENT FUND (LAIF)				
Max Concentration (MV)	75.0	0.0	Compliant	
MONEY MARKET MUTUAL FUNDS				
Max % (MV)	20.0	15.2	Compliant	
Max % Issuer (MV)	20.0	15.2	Compliant	
Min Rating (AAA by 2)	0.0	0.0	Compliant	
MORTGAGE-BACKED SECURITIES (NON-AGENCY)				
Max % (MV)	20.0	0.0	Compliant	
Max % Issuer (MV)	5.0	0.0	Compliant	
Max Maturity (Years)	5.0	0.0	Compliant	
Min Rating (AA- by 1)	0.0	0.0	Compliant	
MUNICIPAL SECURITIES (CA, LOCAL AGENCY)				
Max % (MV)	30.0	0.0	Compliant	
Max % Issuer (MV)	5.0	0.0	Compliant	
Max Maturity (Years)	5	0.0	Compliant	
Min Rating (A- by 1)	0.0	0.0	Compliant	
MUNICIPAL SECURITIES (CA, OTHER STATES)				
Max % (MV)	30.0	0.0	Compliant	
Max % Issuer (MV)	5.0	0.0	Compliant	
Max Maturity (Years)	5	0.0	Compliant	
Min Rating (A- by 1)	0.0	0.0	Compliant	
MUTUAL FUNDS				
Max % (MV)	20.0	0.0	Compliant	
Max % Issuer (MV)	10.0	0.0	Compliant	

STATEMENT OF COMPLIANCE



City of Banning | Account #11089 | As of April 30, 2024

Rules Name	Limit	Actual	Compliance Status	Notes
Min Rating (AAA by 2)	0.0	0.0	Compliant	
NEGOTIABLE CERTIFICATES OF DEPOSIT (NCD)				
Max % (MV)	30.0	0.0	Compliant	
Max % Issuer (MV)	5.0	0.0	Compliant	
Max Maturity (Years)	5	0.0	Compliant	
Min Rating (A-1 by 1 or A- by 1 if > FDIC Limit)	0.0	0.0	Compliant	
REPURCHASE AGREEMENTS				
Max Maturity (Years)	1.0	0.0	Compliant	
SUPRANATIONAL OBLIGATIONS				
Max % (MV)	30.0	0.0	Compliant	
Max % Issuer (MV)	10.0	0.0	Compliant	
Max Maturity (Years)	5	0.0	Compliant	
Min Rating (AA- by 1)	0.0	0.0	Compliant	
U.S. TREASURIES				
Max % (MV)	100.0	20.9	Compliant	
Max Maturity (Years)	5	1	Compliant	

RECONCILIATION SUMMARY



City of Banning | Account #11089 | As of April 30, 2024

Maturities / Calls

Month to Date	(3,700,000.00)
Fiscal Year to Date	(6,870,000.00)

Principal Paydowns

Month to Date	0.00
Fiscal Year to Date	0.00

Purchases

Month to Date	7,127,284.91
Fiscal Year to Date	20,227,686.60

Sales

Month to Date	(984,451.73)
Fiscal Year to Date	(10,623,346.64)

Interest Received

Month to Date	199,191.10
Fiscal Year to Date	478,617.32

Purchased / Sold Interest

Month to Date	(8,798.18)
Fiscal Year to Date	3,282.38

Accrual Activity Summary

	Month to Date	Fiscal Year to Date (07/01/2023)
Beginning Book Value	20,661,845.73	20,208,870.85
Maturities/Calls	(3,700,000.00)	(6,870,000.00)
Principal Paydowns	0.00	0.00
Purchases	7,127,284.91	20,227,686.60
Sales	(984,451.73)	(10,623,346.64)
Change in Cash, Payables, Receivables	(2,290,147.94)	(2,255,513.64)
Amortization/Accretion	14,963.15	125,923.56
Realized Gain (Loss)	0.00	15,873.39
Ending Book Value	20,829,494.11	20,829,494.11

Fair Market Activity Summary

	Month to Date	Fiscal Year to Date (07/01/2023)
Beginning Market Value	20,247,418.39	19,484,866.79
Maturities/Calls	(3,700,000.00)	(6,870,000.00)
Principal Paydowns	0.00	0.00
Purchases	7,127,284.91	20,227,686.60
Sales	(984,451.73)	(10,623,346.64)
Change in Cash, Payables, Receivables	(2,290,147.94)	(2,255,513.64)
Amortization/Accretion	14,963.15	125,923.56
Change in Net Unrealized Gain (Loss)	(45,937.20)	263,639.53
Realized Gain (Loss)	0.00	15,873.39
Ending Market Value	20,369,129.58	20,369,129.58

HOLDINGS REPORT



City of Banning | Account #11089 | As of April 30, 2024

Cusip	Security Description	Par Value/ Units	Purchase Date Purchase Yield	Cost Value Book Value	Mkt Price Mkt YTM	Market Value Accrued Int.	% of Port. Gain/Loss	Moody's/ S&P Fitch	Maturity Duration
ABS									
379929AD4	GMALT 2023-3 A3 5.38 11/20/2026	45,000.00	08/08/2023 5.36%	44,994.60 44,995.79	99.75 5.64%	44,889.28 73.98	0.22% (106.51)	NA/AAA AAA	2.56 1.22
05592XAD2	BMWOT 2023-A A3 5.47 02/25/2028	40,000.00	07/12/2023 5.47%	39,992.91 39,994.12	99.92 5.59%	39,968.54 36.47	0.20% (25.58)	NA/AAA AAA	3.82 1.47
47787CAC7	JDOT 2023-C A3 5.48 05/15/2028	195,000.00	09/12/2023 5.40%	194,986.60 194,988.37	99.95 5.57%	194,898.03 474.93	0.96% (90.34)	Aaa/NA AAA	4.04 1.77
36267KAD9	GMCAR 2023-3 A3 5.45 06/16/2028	45,000.00	07/11/2023 5.66%	44,998.26 44,998.54	99.99 5.52%	44,993.66 102.19	0.22% (4.87)	Aaa/AAA NA	4.13 1.67
02582JKD1	AMXCA 2023-3 A 5.23 09/15/2028	215,000.00	09/12/2023 5.29%	214,990.39 214,991.58	99.72 5.42%	214,398.99 499.76	1.05% (592.59)	NA/AAA AAA	4.38 2.17
Total ABS		540,000.00	5.38%	539,962.76 539,968.40	99.84 5.51%	539,148.51 1,187.32	2.65% (819.89)	Aaa/AAA AAA	4.04 1.86
AGENCY									
313384A58	FEDERAL HOME LOAN BANKS 08/02/2024	200,000.00	01/22/2024 5.10%	194,698.67 197,432.17	98.63 5.40%	197,263.56 0.00	0.97% (168.61)	P-1/A-1+ F1+	0.26 0.25
3130ARFY2	FEDERAL HOME LOAN BANKS 3.0 04/14/2025	3,000,000.00	04/14/2022 3.00%	3,000,000.00 3,000,000.00	97.88 5.30%	2,936,519.31 4,250.00	14.42% (63,480.69)	Aaa/AA+ AA+	0.96 0.92
3130ARGD7	FEDERAL HOME LOAN BANKS 4.0 04/14/2025	3,000,000.00	04/14/2022 3.00%	3,000,000.00 3,000,000.00	98.80 5.30%	2,963,949.90 5,666.67	14.55% (36,050.10)	Aaa/AA+ AA+	0.96 0.92
3134GW6Z4	FEDERAL HOME LOAN MORTGAGE CORP 0.48 05/29/2025	3,000,000.00	10/30/2020 0.48%	3,000,000.00 3,000,000.00	95.10 5.20%	2,852,966.55 80.00	14.01% (147,033.45)	Aaa/AA+ AA+	1.08 1.05
3130ARF55	FEDERAL HOME LOAN BANKS 2.6 03/30/2027	3,000,000.00	03/30/2022 2.60%	3,000,000.00 3,000,000.00	93.52 5.02%	2,805,541.35 6,716.67	13.77% (194,458.65)	Aaa/AA+ AA+	2.91 2.75
Total Agency		12,200,000.00	2.33%	12,194,698.67 12,197,432.17	96.41 5.21%	11,756,240.67 16,713.33	57.72% (441,191.50)	Aaa/AA+ AA+	1.44 1.38
CASH									
CCYUSD	Payable	(2,252,440.26)	-- 0.00%	(2,252,440.26) (2,252,440.26)	1.00 0.00%	(2,252,440.26) 0.00	(11.06%) 0.00	Aaa/AAA AAA	0.00 0.00
CCYUSD	Receivable	1,867.42	-- 0.00%	1,867.42 1,867.42	1.00 0.00%	1,867.42 0.00	0.01% 0.00	Aaa/AAA AAA	0.00 0.00
Total Cash		(2,250,572.84)	0.00%	(2,250,572.84)	1.00 0.00%	(2,250,572.84) 0.00	(11.05%) 0.00	Aaa/AAA AAA	0.00 0.00

HOLDINGS REPORT



City of Banning | Account #11089 | As of April 30, 2024

Cusip	Security Description	Par Value/ Units	Purchase Date Purchase Yield	Cost Value Book Value	Mkt Price Mkt YTM	Market Value Accrued Int.	% of Port. Gain/Loss	Moody's/ S&P Fitch	Maturity Duration
CORPORATE									
89115A2J0	TORONTO-DOMINION BANK 4.285 09/13/2024	250,000.00	04/22/2024 5.59%	248,742.50 248,804.49	99.53 5.56%	248,822.48 1,428.33	1.22% 17.99	A1/A AA-	0.37 0.36
78015K7C2	ROYAL BANK OF CANADA 2.25 11/01/2024	260,000.00	04/30/2024 5.63%	255,754.20 255,754.20	98.37 5.59%	255,754.36 16.25	1.26% 0.16	A1/A AA-	0.51 0.48
857477AN3	STATE STREET CORP 3.3 12/16/2024	250,000.00	06/08/2023 5.30%	242,822.50 247,027.76	98.61 5.58%	246,514.65 3,093.75	1.21% (513.11)	A1/A AA-	0.63 0.60
06368FAE9	BANK OF MONTREAL 1.5 01/10/2025	260,000.00	04/30/2024 5.62%	252,847.40 252,847.40	97.17 5.71%	252,647.95 1,213.33	1.24% (199.45)	A2/A- AA-	0.70 0.67
02665WEA5	AMERICAN HONDA FINANCE CORP 1.5 01/13/2025	260,000.00	04/30/2024 5.58%	252,844.80 252,844.80	97.13 5.72%	252,547.15 1,180.83	1.24% (297.65)	A3/A- A	0.71 0.68
06406HDA4	BANK OF NEW YORK MELLON CORP 3.0 02/24/2025	260,000.00	04/30/2024 5.47%	254,958.60 254,958.60	98.02 5.51%	254,843.11 1,473.33	1.25% (115.49)	A1/A AA-	0.82 0.79
00440EAS6	CHUBB INA HOLDINGS LLC 3.15 03/15/2025	250,000.00	04/22/2024 5.44%	245,082.50 245,188.42	97.93 5.60%	244,820.58 1,006.25	1.20% (367.84)	A3/A A	0.87 0.84
89236TGX7	TOYOTA MOTOR CREDIT CORP 3.0 04/01/2025	260,000.00	04/30/2024 5.53%	254,217.60 254,217.60	97.78 5.50%	254,232.98 671.67	1.25% 15.38	A1/A+ A+	0.92 0.89
023135CE4	AMAZON.COM INC 3.0 04/13/2025	500,000.00	06/08/2023 4.67%	485,440.00 492,470.46	97.68 5.53%	488,417.11 750.00	2.40% (4,053.36)	A1/AA AA-	0.95 0.92
30231GAT9	EXXON MOBIL CORP 3.043 03/01/2026	500,000.00	06/08/2023 4.53%	481,105.00 487,270.14	96.38 5.13%	481,901.94 2,535.83	2.37% (5,368.20)	Aa2/AA- NA	1.84 1.75
Total Corporate		3,050,000.00	5.22%	2,973,815.10 2,991,383.87	97.73 5.51%	2,980,502.30 13,369.58	14.63% (10,881.57)	A1/A A+	0.92 0.88
MONEY MARKET FUND									
31846V401	FIRST AMER:GVT OBLG D	3,093,686.98	-- 4.76%	3,093,686.98 3,093,686.98	1.00 4.76%	3,093,686.98 0.00	15.19% 0.00	Aaa/ AAAm AAA	0.00 0.00
Total Money Market Fund		3,093,686.98	4.76%	3,093,686.98 3,093,686.98	1.00 4.76%	3,093,686.98 0.00	15.19% 0.00	Aaa/ AAAm AAA	0.00 0.00
US TREASURY									
912797HQ3	UNITED STATES TREASURY 05/09/2024	200,000.00	11/13/2023 5.49%	194,830.13 199,766.33	99.88 4.78%	199,765.27 0.00	0.98% (1.07)	P-1/A-1+ F1+	0.02 0.02

HOLDINGS REPORT



City of Banning | Account #11089 | As of April 30, 2024

Cusip	Security Description	Par Value/ Units	Purchase Date Purchase Yield	Cost Value Book Value	Mkt Price Mkt YTM	Market Value Accrued Int.	% of Port. Gain/Loss	Moody's/ S&P Fitch	Maturity Duration
912797FH5	UNITED STATES TREASURY 05/16/2024	200,000.00	02/13/2024 5.39%	197,324.95 199,563.85	99.78 5.04%	199,560.19 0.00	0.98% (3.66)	P-1/A-1+ F1+	0.04 0.04
912797JX6	UNITED STATES TREASURY 05/21/2024	200,000.00	01/22/2024 5.37%	196,568.83 199,423.33	99.71 5.12%	199,414.44 0.00	0.98% (8.89)	P-1/A-1+ F1+	0.06 0.06
912797HT7	UNITED STATES TREASURY 06/06/2024	200,000.00	01/22/2024 5.31%	196,160.00 198,976.00	99.47 5.25%	198,943.50 0.00	0.98% (32.50)	P-1/A-1+ F1+	0.10 0.10
912797KE6	UNITED STATES TREASURY 06/11/2024	200,000.00	02/13/2024 5.40%	196,579.64 198,811.57	99.40 5.26%	198,800.75 0.00	0.98% (10.82)	P-1/A-1+ F1+	0.11 0.11
912828XX3	UNITED STATES TREASURY 2.0 06/30/2024	180,000.00	11/13/2023 5.47%	176,196.09 179,003.34	99.43 5.41%	178,969.92 1,206.59	0.88% (33.42)	Aaa/AA+ AA+	0.17 0.17
912796Y52	UNITED STATES TREASURY 07/05/2024	350,000.00	02/22/2024 5.33%	343,353.70 346,751.81	99.05 5.32%	346,672.81 0.00	1.70% (79.00)	P-1/A-1+ F1+	0.18 0.18
912797GB7	UNITED STATES TREASURY 07/11/2024	200,000.00	12/04/2023 5.13%	194,020.08 198,061.30	98.96 5.33%	197,925.22 0.00	0.97% (136.08)	P-1/A-1+ F1+	0.20 0.19
912797JU2	UNITED STATES TREASURY 08/01/2024	285,000.00	03/18/2024 5.32%	279,517.31 281,263.65	98.66 5.36%	281,170.79 0.00	1.38% (92.86)	P-1/A-1+ F1+	0.25 0.25
912797GL5	UNITED STATES TREASURY 09/05/2024	300,000.00	03/11/2024 5.32%	292,473.81 294,599.85	98.16 5.36%	294,480.79 0.00	1.45% (119.06)	P-1/A-1+ F1+	0.35 0.34
912797KLO	UNITED STATES TREASURY 09/19/2024	400,000.00	04/16/2024 5.36%	391,091.80 391,896.41	97.96 5.35%	391,841.58 0.00	1.92% (54.83)	P-1/A-1+ F1+	0.39 0.38
912797KU0	UNITED STATES TREASURY 10/17/2024	500,000.00	-- 5.38%	487,730.19 487,844.91	97.57 5.35%	487,841.39 0.00	2.40% (3.52)	P-1/A-1+ F1+	0.47 0.45
91282CDH1	UNITED STATES TREASURY 0.75 11/15/2024	300,000.00	04/30/2024 5.40%	292,699.22 292,699.22	97.57 5.36%	292,710.94 1,038.46	1.44% 11.72	Aaa/AA+ AA+	0.54 0.53
91282CDN8	UNITED STATES TREASURY 1.0 12/15/2024	300,000.00	04/30/2024 5.34%	292,125.00 292,125.00	97.37 5.33%	292,104.49 1,131.15	1.43% (20.51)	Aaa/AA+ AA+	0.63 0.61
91282CGE5	UNITED STATES TREASURY 3.875 01/15/2026	500,000.00	06/08/2023 4.27%	495,136.72 496,808.95	97.98 5.12%	489,921.88 5,695.40	2.41% (6,887.07)	Aaa/AA+ AA+	1.71 1.61
Total US Treasury		4,315,000.00	5.23%	4,225,807.47 4,257,595.54	98.50 5.26%	4,250,123.97 9,071.60	20.87% (7,471.57)	Aaa/AAA AAA	0.46 0.44
Total Portfolio		20,948,114.14	4.06%	20,777,398.14 20,829,494.11	93.18 5.78%	20,369,129.58 40,341.84	100.00% (460,364.53)	Aa1/AA AA+	1.17 1.07
Total Market Value + Accrued						20,409,471.41			

TRANSACTION LEDGER



City of Banning | Account #11089 | As of April 30, 2024

Transaction Type	Settlement Date	CUSIP	Quantity	Security Description	Price	Acq/Disp Yield	Amount	Interest Pur/Sold	Total Amount	Gain/Loss
ACQUISITIONS										
Purchase	04/01/2024	31846V401	39,000.00	FIRST AMER:GVT OBLG D	1.000	4.78%	(39,000.00)	0.00	(39,000.00)	0.00
Purchase	04/01/2024	31846V401	575.10	FIRST AMER:GVT OBLG D	1.000	4.78%	(575.10)	0.00	(575.10)	0.00
Purchase	04/11/2024	31846V401	200,000.00	FIRST AMER:GVT OBLG D	1.000	4.76%	(200,000.00)	0.00	(200,000.00)	0.00
Purchase	04/15/2024	31846V401	9,327.54	FIRST AMER:GVT OBLG D	1.000	4.75%	(9,327.54)	0.00	(9,327.54)	0.00
Purchase	04/15/2024	31846V401	56,250.00	FIRST AMER:GVT OBLG D	1.000	4.75%	(56,250.00)	0.00	(56,250.00)	0.00
Purchase	04/15/2024	31846V401	33,750.00	FIRST AMER:GVT OBLG D	1.000	4.75%	(33,750.00)	0.00	(33,750.00)	0.00
Purchase	04/16/2024	31846V401	204.38	FIRST AMER:GVT OBLG D	1.000	4.76%	(204.38)	0.00	(204.38)	0.00
Purchase	04/17/2024	912797KL0	400,000.00	UNITED STATES TREASURY 09/19/2024	97.773	5.36%	(391,091.80)	0.00	(391,091.80)	0.00
Purchase	04/18/2024	31846V401	350,000.00	FIRST AMER:GVT OBLG D	1.000	4.76%	(350,000.00)	0.00	(350,000.00)	0.00
Purchase	04/22/2024	31846V401	201.75	FIRST AMER:GVT OBLG D	1.000	4.76%	(201.75)	0.00	(201.75)	0.00
Purchase	04/23/2024	31846V401	150,000.00	FIRST AMER:GVT OBLG D	1.000	4.76%	(150,000.00)	0.00	(150,000.00)	0.00
Purchase	04/23/2024	912797KU0	100,000.00	UNITED STATES TREASURY 10/17/2024	97.462	5.37%	(97,461.77)	0.00	(97,461.77)	0.00
Purchase	04/24/2024	00440EAS6	250,000.00	CHUBB INA HOLDINGS LLC 3.15 03/15/2025	98.033	5.44%	(245,082.50)	(853.13)	(245,935.63)	0.00
Purchase	04/24/2024	89115A2J0	250,000.00	TORONTO-DOMINION BANK 4.285 09/13/2024	99.497	5.59%	(248,742.50)	(1,220.03)	(249,962.53)	0.00
Purchase	04/25/2024	31846V401	182.33	FIRST AMER:GVT OBLG D	1.000	4.77%	(182.33)	0.00	(182.33)	0.00
Purchase	04/29/2024	31846V401	52,500.00	FIRST AMER:GVT OBLG D	1.000	4.77%	(52,500.00)	0.00	(52,500.00)	0.00
Purchase	04/29/2024	31846V401	33,750.00	FIRST AMER:GVT OBLG D	1.000	4.77%	(33,750.00)	0.00	(33,750.00)	0.00
Purchase	04/29/2024	31846V401	2,973,450.00	FIRST AMER:GVT OBLG D	1.000	4.77%	(2,973,450.00)	0.00	(2,973,450.00)	0.00
Purchase	05/01/2024	91282CDN8	300,000.00	UNITED STATES TREASURY 1.0 12/15/2024	97.375	5.34%	(292,125.00)	(1,131.15)	(293,256.15)	0.00
Purchase	05/01/2024	912797KU0	400,000.00	UNITED STATES TREASURY 10/17/2024	97.567	5.39%	(390,268.42)	0.00	(390,268.42)	0.00
Purchase	05/01/2024	91282CDH1	300,000.00	UNITED STATES TREASURY 0.75 11/15/2024	97.566	5.40%	(292,699.22)	(1,038.46)	(293,737.68)	0.00
Total Purchase			5,899,191.10				(5,856,662.31)	(4,242.77)	(5,860,905.08)	0.00
TOTAL ACQUISITIONS			5,899,191.10				(5,856,662.31)	(4,242.77)	(5,860,905.08)	0.00

DISPOSITIONS

TRANSACTION LEDGER



City of Banning | Account #11089 | As of April 30, 2024

Transaction Type	Settlement Date	CUSIP	Quantity	Security Description	Price	Acq/Disp Yield	Amount	Interest Pur/Sold	Total Amount	Gain/Loss
Maturity	04/11/2024	912797HF7	(200,000.00)	UNITED STATES TREASURY 04/11/2024	100.000	0.00%	200,000.00	0.00	200,000.00	0.00
Maturity	04/18/2024	912796CX5	(350,000.00)	UNITED STATES TREASURY 04/18/2024	100.000	0.00%	350,000.00	0.00	350,000.00	0.00
Maturity	04/23/2024	912797JP3	(150,000.00)	UNITED STATES TREASURY 04/23/2024	100.000	0.00%	150,000.00	0.00	150,000.00	0.00
Total Maturity			(700,000.00)				700,000.00	0.00	700,000.00	0.00
Sale	04/17/2024	31846V401	(391,091.80)	FIRST AMER:GVT OBLG D	1.000	4.76%	391,091.80	0.00	391,091.80	0.00
Sale	04/23/2024	31846V401	(97,461.77)	FIRST AMER:GVT OBLG D	1.000	4.76%	97,461.77	0.00	97,461.77	0.00
Sale	04/24/2024	31846V401	(495,898.16)	FIRST AMER:GVT OBLG D	1.000	4.77%	495,898.16	0.00	495,898.16	0.00
Total Sale			(984,451.73)				984,451.73	0.00	984,451.73	0.00
TOTAL DISPOSITIONS			(1,684,451.73)				1,684,451.73	0.00	1,684,451.73	0.00
OTHER TRANSACTIONS										
Call Redemption	04/29/2024	3130ARNR8	(3,000,000.00)	FEDERAL HOME LOAN BANKS 7.0 04/29/2025	100.000	0.00%	3,000,000.00	0.00	3,000,000.00	0.00
Total Call Redemption			(3,000,000.00)				3,000,000.00	0.00	3,000,000.00	0.00
Coupon	04/13/2024	023135CE4	0.00	AMAZON.COM INC 3.0 04/13/2025		4.67%	7,500.00	0.00	7,500.00	0.00
Coupon	04/14/2024	3130ARFY2	0.00	FEDERAL HOME LOAN BANKS 3.0 04/14/2025		3.00%	45,000.00	0.00	45,000.00	0.00
Coupon	04/14/2024	3130ARGD7	0.00	FEDERAL HOME LOAN BANKS 4.0 04/14/2025		4.00%	45,000.00	0.00	45,000.00	0.00
Coupon	04/15/2024	47787CAC7	0.00	JDOT 2023-C A3 5.48 05/15/2028		5.55%	890.50	0.00	890.50	0.00
Coupon	04/15/2024	02582JKD1	0.00	AMXCA 2023-3 A 5.23 09/15/2028		5.29%	937.04	0.00	937.04	0.00
Coupon	04/16/2024	36267KAD9	0.00	GMCAR 2023-3 A3 5.45 06/16/2028		5.51%	204.38	0.00	204.38	0.00
Coupon	04/20/2024	379929AD4	0.00	GMALT 2023-3 A3 5.38 11/20/2026		5.45%	201.75	0.00	201.75	0.00

TRANSACTION LEDGER



City of Banning | Account #11089 | As of April 30, 2024

Transaction Type	Settlement Date	CUSIP	Quantity	Security Description	Price	Acq/Disp Yield	Amount	Interest Pur/Sold	Total Amount	Gain/Loss
Coupon	04/25/2024	05592XAD2	0.00	BMWOT 2023-A A3 5.47 02/25/2028		5.54%	182.33	0.00	182.33	0.00
Coupon	04/29/2024	3134GW6Z4	0.00	FEDERAL HOME LOAN MORTGAGE CORP 0.48 05/29/2025		0.48%	7,200.00	0.00	7,200.00	0.00
Coupon	04/29/2024	3130ARNR8	0.00	FEDERAL HOME LOAN BANKS 7.0 04/29/2025		0.00%	52,500.00	0.00	52,500.00	0.00
Total Coupon			0.00				159,616.00	0.00	159,616.00	0.00
Dividend	04/30/2024	31846V401	0.00	FIRST AMER:GVT OBLG D		4.77%	1,867.42	0.00	1,867.42	0.00
Total Dividend			0.00				1,867.42	0.00	1,867.42	0.00
TOTAL OTHER TRANSACTIONS							3,161,483.42	0.00	3,161,483.42	0.00

INCOME EARNED



City of Banning | Account #11089 | As of April 30, 2024

Cusip	Security Description	Trade Date Settle Date Units	Book Value: Begin Book Value: Acq Book Value: Disp Book Value: End	Prior Accrued Inc. Received Ending Accrued Total Interest	Accr. Of Discount Amort. Of Premium Net Accret/Amort Income Earned	Total Income
CASH & EQUIVALENTS						
31846V401	FIRST AMER:GVT OBLG D	3,093,686.98	178,947.61 3,899,191.10 (984,451.73) 3,093,686.98	0.00 575.10 0.00 575.10	0.00 0.00 0.00 575.10	575.10
912796CX5	UNITED STATES TREASURY 04/18/2024	01/22/2024 01/23/2024 0.00	349,138.49 0.00 (350,000.00) 0.00	0.00 0.00 0.00 0.00	861.51 0.00 861.51 861.51	861.51
CCYUSD	Payable	(2,252,440.26)	0.00 0.00 0.00 (2,252,440.26)	0.00 0.00 0.00 0.00	0.00 0.00 0.00 0.00	0.00
CCYUSD	Receivable	1,867.42	39,575.10 0.00 0.00 1,867.42	0.00 0.00 0.00 0.00	0.00 0.00 0.00 0.00	0.00
Total Cash & Equivalents		843,114.14	567,661.20 3,899,191.10 (1,334,451.73) 843,114.14	0.00 575.10 0.00 575.10	861.51 0.00 861.51 1,436.61	1,436.61
FIXED INCOME						
00440EAS6	CHUBB INA HOLDINGS LLC 3.15 03/15/2025	04/22/2024 04/24/2024 250,000.00	0.00 245,082.50 0.00 245,188.42	0.00 (853.13) 1,006.25 153.12	105.92 0.00 105.92 259.04	259.04
023135CE4	AMAZON.COM INC 3.0 04/13/2025	06/08/2023 06/12/2023 500,000.00	491,819.49 0.00 0.00 492,470.46	7,000.00 7,500.00 750.00 1,250.00	650.97 0.00 650.97 1,900.97	1,900.97
02582JKD1	AMXCA 2023-3 A 5.23 09/15/2028	09/12/2023 09/19/2023 215,000.00	214,991.42 0.00 0.00 214,991.58	499.76 937.04 499.76 937.04	0.16 0.00 0.16 937.20	937.20

INCOME EARNED



City of Banning | Account #11089 | As of April 30, 2024

Cusip	Security Description	Trade Date Settle Date Units	Book Value: Begin Book Value: Acq Book Value: Disp Book Value: End	Prior Accrued Inc. Received Ending Accrued Total Interest	Accr. Of Discount Amort. Of Premium Net Accret/Amort Income Earned	Total Income
02665WEA5	AMERICAN HONDA FINANCE CORP 1.5 01/13/2025	04/30/2024 05/02/2024 260,000.00	0.00 252,844.80 0.00 252,844.80	0.00 (1,180.83) 1,180.83 0.00	0.00 0.00 0.00 0.00	0.00
05592XAD2	BMWOT 2023-A A3 5.47 02/25/2028	07/12/2023 07/18/2023 40,000.00	39,994.00 0.00 0.00 39,994.12	36.47 182.33 36.47 182.33	0.13 0.00 0.13 182.46	182.46
06368FAE9	BANK OF MONTREAL 1.5 01/10/2025	04/30/2024 05/02/2024 260,000.00	0.00 252,847.40 0.00 252,847.40	0.00 (1,213.33) 1,213.33 0.00	0.00 0.00 0.00 0.00	0.00
06406HDA4	BANK OF NEW YORK MELLON CORP 3.0 02/24/2025	04/30/2024 05/02/2024 260,000.00	0.00 254,958.60 0.00 254,958.60	0.00 (1,473.33) 1,473.33 0.00	0.00 0.00 0.00 0.00	0.00
30231GAT9	EXXON MOBIL CORP 3.043 03/01/2026	06/08/2023 06/12/2023 500,000.00	486,699.29 0.00 0.00 487,270.14	1,267.92 0.00 2,535.83 1,267.92	570.85 0.00 570.85 1,838.76	1,838.76
3130ARF55	FEDERAL HOME LOAN BANKS 2.6 03/30/2027	03/30/2022 03/30/2022 3,000,000.00	3,000,000.00 0.00 0.00 3,000,000.00	216.67 39,000.00 6,716.67 45,500.00	0.00 0.00 0.00 45,500.00	45,500.00
3130ARFY2	FEDERAL HOME LOAN BANKS 3.0 04/14/2025	04/14/2022 04/14/2022 3,000,000.00	3,000,000.00 0.00 0.00 3,000,000.00	41,750.00 45,000.00 4,250.00 7,500.00	0.00 0.00 0.00 7,500.00	7,500.00
3130ARGD7	FEDERAL HOME LOAN BANKS 4.0 04/14/2025	04/14/2022 04/14/2022 3,000,000.00	3,000,000.00 0.00 0.00 3,000,000.00	41,750.00 45,000.00 5,666.67 8,916.67	0.00 0.00 0.00 8,916.67	8,916.67
3130ARNR8	FEDERAL HOME LOAN BANKS 7.0 04/29/2025	04/29/2022 04/29/2022 0.00	3,000,000.00 0.00 (3,000,000.00) 0.00	44,333.33 52,500.00 0.00 8,166.67	0.00 0.00 0.00 8,166.67	8,166.67

INCOME EARNED



City of Banning | Account #11089 | As of April 30, 2024

Cusip	Security Description	Trade Date Settle Date Units	Book Value: Begin Book Value: Acq Book Value: Disp Book Value: End	Prior Accrued Inc. Received Ending Accrued Total Interest	Accr. Of Discount Amort. Of Premium Net Accret/Amort Income Earned	Total Income
313384A58	FEDERAL HOME LOAN BANKS 08/02/2024	01/22/2024 01/23/2024 200,000.00	196,603.84 0.00 0.00 197,432.17	0.00 0.00 0.00 0.00	828.33 0.00 828.33 828.33	828.33
3134GW6Z4	FEDERAL HOME LOAN MORTGAGE CORP 0.48 05/29/2025	10/30/2020 10/30/2020 3,000,000.00	3,000,000.00 0.00 0.00 3,000,000.00	6,080.00 7,200.00 80.00 1,200.00	0.00 0.00 0.00 1,200.00	1,200.00
36267KAD9	GMCAR 2023-3 A3 5.45 06/16/2028	07/11/2023 07/19/2023 45,000.00	44,998.51 0.00 0.00 44,998.54	102.19 204.38 102.19 204.38	0.03 0.00 0.03 204.41	204.41
379929AD4	GMALT 2023-3 A3 5.38 11/20/2026	08/08/2023 08/11/2023 45,000.00	44,995.65 0.00 0.00 44,995.79	73.98 201.75 73.98 201.75	0.14 0.00 0.14 201.89	201.89
47787CAC7	JDOT 2023-C A3 5.48 05/15/2028	09/12/2023 09/19/2023 195,000.00	194,988.14 0.00 0.00 194,988.37	474.93 890.50 474.93 890.50	0.24 0.00 0.24 890.74	890.74
78015K7C2	ROYAL BANK OF CANADA 2.25 11/01/2024	04/30/2024 05/02/2024 260,000.00	0.00 255,754.20 0.00 255,754.20	0.00 (16.25) 16.25 0.00	0.00 0.00 0.00 0.00	0.00
857477AN3	STATE STREET CORP 3.3 12/16/2024	06/08/2023 06/12/2023 250,000.00	246,638.39 0.00 0.00 247,027.76	2,406.25 0.00 3,093.75 687.50	389.38 0.00 389.38 1,076.88	1,076.88
89115A2J0	TORONTO-DOMINION BANK 4.285 09/13/2024	04/22/2024 04/24/2024 250,000.00	0.00 248,742.50 0.00 248,804.49	0.00 (1,220.03) 1,428.33 208.30	61.99 0.00 61.99 270.29	270.29
89236TGX7	TOYOTA MOTOR CREDIT CORP 3.0 04/01/2025	04/30/2024 05/02/2024 260,000.00	0.00 254,217.60 0.00 254,217.60	0.00 (671.67) 671.67 (0.00)	0.00 0.00 0.00 (0.00)	(0.00)

INCOME EARNED



City of Banning | Account #11089 | As of April 30, 2024

Cusip	Security Description	Trade Date Settle Date Units	Book Value: Begin Book Value: Acq Book Value: Disp Book Value: End	Prior Accrued Inc. Received Ending Accrued Total Interest	Accr. Of Discount Amort. Of Premium Net Accret/Amort Income Earned	Total Income
912796Y52	UNITED STATES TREASURY 07/05/2024	02/22/2024	345,252.64	0.00	1,499.17	1,499.17
		02/23/2024	0.00	0.00	0.00	
		350,000.00	0.00	1,499.17		
			346,751.81	0.00	1,499.17	
912797FH5	UNITED STATES TREASURY 05/16/2024	02/13/2024	198,691.55	0.00	872.30	872.30
		02/14/2024	0.00	0.00	0.00	
		200,000.00	0.00	872.30		
			199,563.85	0.00	872.30	
912797GB7	UNITED STATES TREASURY 07/11/2024	12/04/2023	197,242.14	0.00	819.17	819.17
		12/05/2023	0.00	0.00	0.00	
		200,000.00	0.00	819.17		
			198,061.30	0.00	819.17	
912797GL5	UNITED STATES TREASURY 09/05/2024	03/11/2024	293,324.23	0.00	1,275.63	1,275.63
		03/12/2024	0.00	0.00	0.00	
		300,000.00	0.00	1,275.63		
			294,599.85	0.00	1,275.63	
912797HF7	UNITED STATES TREASURY 04/11/2024	10/11/2023	199,704.17	0.00	295.83	295.83
		10/12/2023	0.00	0.00	0.00	
		0.00	(200,000.00)	0.00	295.83	
			0.00	0.00	295.83	
912797HQ3	UNITED STATES TREASURY 05/09/2024	11/13/2023	198,890.08	0.00	876.25	876.25
		11/14/2023	0.00	0.00	0.00	
		200,000.00	0.00	876.25		
			199,766.33	0.00	876.25	
912797HT7	UNITED STATES TREASURY 06/06/2024	01/22/2024	198,122.67	0.00	853.33	853.33
		01/23/2024	0.00	0.00	0.00	
		200,000.00	0.00	853.33		
			198,976.00	0.00	853.33	
912797JP3	UNITED STATES TREASURY 04/23/2024	12/27/2023	149,522.19	0.00	477.81	477.81
		12/28/2023	0.00	0.00	0.00	
		0.00	(150,000.00)	0.00	477.81	
			0.00	0.00	477.81	
912797JU2	UNITED STATES TREASURY 08/01/2024	03/18/2024	280,045.27	0.00	1,218.38	1,218.38
		03/19/2024	0.00	0.00	0.00	
		285,000.00	0.00	1,218.38		
			281,263.65	0.00	1,218.38	

INCOME EARNED



City of Banning | Account #11089 | As of April 30, 2024

Cusip	Security Description	Trade Date Settle Date Units	Book Value: Begin Book Value: Acq Book Value: Disp Book Value: End	Prior Accrued Inc. Received Ending Accrued Total Interest	Accr. Of Discount Amort. Of Premium Net Accret/Amort Income Earned	Total Income
912797JX6	UNITED STATES TREASURY 05/21/2024	01/22/2024 01/23/2024 200,000.00	198,558.33 0.00 0.00 199,423.33	0.00 0.00 0.00 0.00	865.00 0.00 865.00 865.00	865.00
912797KE6	UNITED STATES TREASURY 06/11/2024	02/13/2024 02/14/2024 200,000.00	197,941.99 0.00 0.00 198,811.57	0.00 0.00 0.00 0.00	869.58 0.00 869.58 869.58	869.58
912797KL0	UNITED STATES TREASURY 09/19/2024	04/16/2024 04/17/2024 400,000.00	0.00 391,091.80 0.00 391,896.41	0.00 0.00 0.00 0.00	804.61 0.00 804.61 804.61	804.61
912797KU0	UNITED STATES TREASURY 10/17/2024	500,000.00	0.00 487,730.19 0.00 487,844.91	0.00 0.00 0.00 0.00	114.72 0.00 114.72 114.72	114.72
912828XX3	UNITED STATES TREASURY 2.0 06/30/2024	11/13/2023 11/14/2023 180,000.00	178,505.01 0.00 0.00 179,003.34	909.89 0.00 1,206.59 296.70	498.33 0.00 498.33 795.03	795.03
91282CDH1	UNITED STATES TREASURY 0.75 11/15/2024	04/30/2024 05/01/2024 300,000.00	0.00 292,699.22 0.00 292,699.22	0.00 (1,038.46) 1,038.46 0.00	0.00 0.00 0.00 0.00	0.00
91282CDN8	UNITED STATES TREASURY 1.0 12/15/2024	04/30/2024 05/01/2024 300,000.00	0.00 292,125.00 0.00 292,125.00	0.00 (1,131.15) 1,131.15 (0.00)	0.00 0.00 0.00 (0.00)	(0.00)
91282CGE5	UNITED STATES TREASURY 3.875 01/15/2026	06/08/2023 06/09/2023 500,000.00	496,655.53 0.00 0.00 496,808.95	4,098.56 0.00 5,695.40 1,596.84	153.42 0.00 153.42 1,750.26	1,750.26
			20,094,184.53	150,999.93	14,101.64	
			3,228,093.81	189,817.82	0.00	
			(3,350,000.00)	40,341.84	14,101.64	
Total Fixed Income		20,105,000.00	19,986,379.97	79,159.72	93,261.36	93,261.36

INCOME EARNED



City of Banning | Account #11089 | As of April 30, 2024

Cusip	Security Description	Trade Date Settle Date Units	Book Value: Begin Book Value: Acq Book Value: Disp Book Value: End	Prior Accrued Inc. Received Ending Accrued Total Interest	Accr. Of Discount Amort. Of Premium Net Accret/Amort Income Earned	Total Income
			20,661,845.73	150,999.93	14,963.15	
			7,127,284.91	190,392.92	0.00	
			(4,684,451.73)	40,341.84	14,963.15	
TOTAL PORTFOLIO		20,948,114.14	20,829,494.11	79,734.82	94,697.97	94,697.97

CASH FLOW REPORT



City of Banning | Account #11089 | As of April 30, 2024

Payment Date	Transaction Type	CUSIP	Quantity	Security Description	Principal Amount	Income	Total Amount
MAY 2024							
05/01/2024	Dividend	31846V401	0.00		1,867.42		1,867.42
05/09/2024	Final Maturity	912797HQ3	200,000.00	UNITED STATES TREASURY 05/09/2024	200,000.00		200,000.00
05/15/2024	Coupon	02582JKD1	215,000.00	AMXCA 2023-3 A 5.23 09/15/2028		937.04	937.04
05/15/2024	Coupon	47787CAC7	195,000.00	JDOT 2023-C A3 5.48 05/15/2028		890.50	890.50
05/15/2024	Coupon	91282CDH1	300,000.00	UNITED STATES TREASURY 0.75 11/15/2024		1,125.00	1,125.00
05/16/2024	Coupon	36267KAD9	45,000.00	GMCAR 2023-3 A3 5.45 06/16/2028		204.38	204.38
05/16/2024	Final Maturity	912797FH5	200,000.00	UNITED STATES TREASURY 05/16/2024	200,000.00		200,000.00
05/20/2024	Coupon	379929AD4	45,000.00	GMALT 2023-3 A3 5.38 11/20/2026		201.75	201.75
05/21/2024	Final Maturity	912797JX6	200,000.00	UNITED STATES TREASURY 05/21/2024	200,000.00		200,000.00
05/27/2024	Coupon	05592XAD2	40,000.00	BMWOT 2023-A A3 5.47 02/25/2028		182.33	182.33
May 2024 Total					601,867.42	3,541.00	605,408.42
JUNE 2024							
06/06/2024	Final Maturity	912797HT7	200,000.00	UNITED STATES TREASURY 06/06/2024	200,000.00		200,000.00
06/11/2024	Final Maturity	912797KE6	200,000.00	UNITED STATES TREASURY 06/11/2024	200,000.00		200,000.00
06/17/2024	Coupon	02582JKD1	215,000.00	AMXCA 2023-3 A 5.23 09/15/2028		937.04	937.04
06/17/2024	Coupon	36267KAD9	45,000.00	GMCAR 2023-3 A3 5.45 06/16/2028		204.38	204.38
06/17/2024	Coupon	47787CAC7	195,000.00	JDOT 2023-C A3 5.48 05/15/2028		890.50	890.50
06/17/2024	Coupon	857477AN3	250,000.00	STATE STREET CORP 3.3 12/16/2024		4,125.00	4,125.00
06/17/2024	Coupon	91282CDN8	300,000.00	UNITED STATES TREASURY 1.0 12/15/2024		1,500.00	1,500.00
06/20/2024	Coupon	379929AD4	45,000.00	GMALT 2023-3 A3 5.38 11/20/2026		201.75	201.75
06/25/2024	Coupon	05592XAD2	40,000.00	BMWOT 2023-A A3 5.47 02/25/2028		182.33	182.33
June 2024 Total					400,000.00	8,041.00	408,041.00
JULY 2024							
07/01/2024	Coupon	912828XX3	180,000.00	UNITED STATES TREASURY 2.0 06/30/2024		1,800.00	1,800.00
07/01/2024	Final Maturity	912828XX3	180,000.00	UNITED STATES TREASURY 2.0 06/30/2024	180,000.00		180,000.00
07/05/2024	Final Maturity	912796Y52	350,000.00	UNITED STATES TREASURY 07/05/2024	350,000.00		350,000.00
07/10/2024	Coupon	06368FAE9	260,000.00	BANK OF MONTREAL 1.5 01/10/2025		1,950.00	1,950.00
07/11/2024	Final Maturity	912797GB7	200,000.00	UNITED STATES TREASURY 07/11/2024	200,000.00		200,000.00
07/15/2024	Coupon	02582JKD1	215,000.00	AMXCA 2023-3 A 5.23 09/15/2028		937.04	937.04
07/15/2024	Coupon	02665WEA5	260,000.00	AMERICAN HONDA FINANCE CORP 1.5 01/13/2025		1,950.00	1,950.00

CASH FLOW REPORT



City of Banning | Account #11089 | As of April 30, 2024

Payment Date	Transaction Type	CUSIP	Quantity	Security Description	Principal Amount	Income	Total Amount
07/15/2024	Coupon	47787CAC7	195,000.00	JDOT 2023-C A3 5.48 05/15/2028		890.50	890.50
07/15/2024	Coupon	91282CGE5	500,000.00	UNITED STATES TREASURY 3.875 01/15/2026		9,687.50	9,687.50
07/16/2024	Coupon	36267KAD9	45,000.00	GMCAR 2023-3 A3 5.45 06/16/2028		204.38	204.38
07/22/2024	Coupon	379929AD4	45,000.00	GMALT 2023-3 A3 5.38 11/20/2026		201.75	201.75
07/25/2024	Coupon	05592XAD2	40,000.00	BMWOT 2023-A A3 5.47 02/25/2028		182.33	182.33
July 2024 Total					730,000.00	17,803.50	747,803.50
AUGUST 2024							
08/01/2024	Final Maturity	912797JU2	285,000.00	UNITED STATES TREASURY 08/01/2024	285,000.00		285,000.00
08/02/2024	Final Maturity	313384A58	200,000.00	FEDERAL HOME LOAN BANKS 08/02/2024	200,000.00		200,000.00
08/15/2024	Coupon	02582JKD1	215,000.00	AMXCA 2023-3 A 5.23 09/15/2028		937.04	937.04
08/15/2024	Coupon	47787CAC7	195,000.00	JDOT 2023-C A3 5.48 05/15/2028		890.50	890.50
08/16/2024	Coupon	36267KAD9	45,000.00	GMCAR 2023-3 A3 5.45 06/16/2028		204.38	204.38
08/20/2024	Coupon	379929AD4	45,000.00	GMALT 2023-3 A3 5.38 11/20/2026		201.75	201.75
08/26/2024	Coupon	05592XAD2	40,000.00	BMWOT 2023-A A3 5.47 02/25/2028		182.33	182.33
08/26/2024	Coupon	06406HDA4	260,000.00	BANK OF NEW YORK MELLON CORP 3.0 02/24/2025		3,900.00	3,900.00
August 2024 Total					485,000.00	6,316.00	491,316.00
SEPTEMBER 2024							
09/03/2024	Coupon	30231GAT9	500,000.00	EXXON MOBIL CORP 3.043 03/01/2026		7,607.50	7,607.50
09/05/2024	Final Maturity	912797GL5	300,000.00	UNITED STATES TREASURY 09/05/2024	300,000.00		300,000.00
09/13/2024	Coupon	89115A2J0	250,000.00	TORONTO-DOMINION BANK 4.285 09/13/2024		5,356.25	5,356.25
09/13/2024	Final Maturity	89115A2J0	250,000.00	TORONTO-DOMINION BANK 4.285 09/13/2024	250,000.00		250,000.00
09/16/2024	Coupon	00440EAS6	250,000.00	CHUBB INA HOLDINGS LLC 3.15 03/15/2025		3,937.50	3,937.50
09/16/2024	Coupon	02582JKD1	215,000.00	AMXCA 2023-3 A 5.23 09/15/2028		937.04	937.04
09/16/2024	Coupon	36267KAD9	45,000.00	GMCAR 2023-3 A3 5.45 06/16/2028		204.38	204.38
09/16/2024	Coupon	47787CAC7	195,000.00	JDOT 2023-C A3 5.48 05/15/2028		890.50	890.50
09/19/2024	Final Maturity	912797KLO	400,000.00	UNITED STATES TREASURY 09/19/2024	400,000.00		400,000.00
09/20/2024	Coupon	379929AD4	45,000.00	GMALT 2023-3 A3 5.38 11/20/2026		201.75	201.75
09/25/2024	Coupon	05592XAD2	40,000.00	BMWOT 2023-A A3 5.47 02/25/2028		182.33	182.33
09/30/2024	Coupon	3130ARF55	3,000,000.00	FEDERAL HOME LOAN BANKS 2.6 03/30/2027		39,000.00	39,000.00
September 2024 Total					950,000.00	58,317.25	1,008,317.25
OCTOBER 2024							

CASH FLOW REPORT



City of Banning | Account #11089 | As of April 30, 2024

Payment Date	Transaction Type	CUSIP	Quantity	Security Description	Principal Amount	Income	Total Amount
10/01/2024	Coupon	89236TGX7	260,000.00	TOYOTA MOTOR CREDIT CORP 3.0 04/01/2025		3,900.00	3,900.00
10/15/2024	Coupon	023135CE4	500,000.00	AMAZON.COM INC 3.0 04/13/2025		7,500.00	7,500.00
10/15/2024	Coupon	02582JKD1	215,000.00	AMXCA 2023-3 A 5.23 09/15/2028		937.04	937.04
10/15/2024	Coupon	3130ARFY2	3,000,000.00	FEDERAL HOME LOAN BANKS 3.0 04/14/2025		45,000.00	45,000.00
10/15/2024	Coupon	3130ARGD7	3,000,000.00	FEDERAL HOME LOAN BANKS 4.0 04/14/2025		60,000.00	60,000.00
10/15/2024	Coupon	47787CAC7	195,000.00	JDOT 2023-C A3 5.48 05/15/2028		890.50	890.50
10/16/2024	Coupon	36267KAD9	45,000.00	GMCAR 2023-3 A3 5.45 06/16/2028		204.38	204.38
10/17/2024	Final Maturity	912797KU0	500,000.00	UNITED STATES TREASURY 10/17/2024	500,000.00		500,000.00
10/21/2024	Coupon	379929AD4	45,000.00	GMALT 2023-3 A3 5.38 11/20/2026		201.75	201.75
10/25/2024	Coupon	05592XAD2	40,000.00	BMWOT 2023-A A3 5.47 02/25/2028		182.33	182.33
10/29/2024	Coupon	3134GW6Z4	3,000,000.00	FEDERAL HOME LOAN MORTGAGE CORP 0.48 05/29/2025		7,200.00	7,200.00
October 2024 Total					500,000.00	126,016.00	626,016.00
NOVEMBER 2024							
11/01/2024	Coupon	78015K7C2	260,000.00	ROYAL BANK OF CANADA 2.25 11/01/2024		2,925.00	2,925.00
11/01/2024	Final Maturity	78015K7C2	260,000.00	ROYAL BANK OF CANADA 2.25 11/01/2024	260,000.00		260,000.00
11/15/2024	Coupon	02582JKD1	215,000.00	AMXCA 2023-3 A 5.23 09/15/2028		937.04	937.04
11/15/2024	Coupon	47787CAC7	195,000.00	JDOT 2023-C A3 5.48 05/15/2028		890.50	890.50
11/15/2024	Coupon	91282CDH1	300,000.00	UNITED STATES TREASURY 0.75 11/15/2024		1,125.00	1,125.00
11/15/2024	Final Maturity	91282CDH1	300,000.00	UNITED STATES TREASURY 0.75 11/15/2024	300,000.00		300,000.00
11/18/2024	Coupon	36267KAD9	45,000.00	GMCAR 2023-3 A3 5.45 06/16/2028		204.38	204.38
11/20/2024	Coupon	379929AD4	45,000.00	GMALT 2023-3 A3 5.38 11/20/2026		201.75	201.75
11/25/2024	Coupon	05592XAD2	40,000.00	BMWOT 2023-A A3 5.47 02/25/2028		182.33	182.33
November 2024 Total					560,000.00	6,466.00	566,466.00
DECEMBER 2024							
12/16/2024	Coupon	02582JKD1	215,000.00	AMXCA 2023-3 A 5.23 09/15/2028		937.04	937.04
12/16/2024	Coupon	36267KAD9	45,000.00	GMCAR 2023-3 A3 5.45 06/16/2028		204.38	204.38
12/16/2024	Coupon	47787CAC7	195,000.00	JDOT 2023-C A3 5.48 05/15/2028		890.50	890.50
12/16/2024	Coupon	857477AN3	250,000.00	STATE STREET CORP 3.3 12/16/2024		4,125.00	4,125.00
12/16/2024	Final Maturity	857477AN3	250,000.00	STATE STREET CORP 3.3 12/16/2024	250,000.00		250,000.00
12/16/2024	Coupon	91282CDN8	300,000.00	UNITED STATES TREASURY 1.0 12/15/2024		1,500.00	1,500.00
12/16/2024	Final Maturity	91282CDN8	300,000.00	UNITED STATES TREASURY 1.0 12/15/2024	300,000.00		300,000.00

CASH FLOW REPORT



City of Banning | Account #11089 | As of April 30, 2024

Payment Date	Transaction Type	CUSIP	Quantity	Security Description	Principal Amount	Income	Total Amount
12/20/2024	Coupon	379929AD4	45,000.00	GMALT 2023-3 A3 5.38 11/20/2026		201.75	201.75
12/25/2024	Coupon	05592XAD2	40,000.00	BMWOT 2023-A A3 5.47 02/25/2028		182.33	182.33
December 2024 Total					550,000.00	8,041.00	558,041.00
JANUARY 2025							
01/10/2025	Coupon	06368FAE9	260,000.00	BANK OF MONTREAL 1.5 01/10/2025		1,950.00	1,950.00
01/10/2025	Final Maturity	06368FAE9	260,000.00	BANK OF MONTREAL 1.5 01/10/2025	260,000.00		260,000.00
01/13/2025	Coupon	02665WEA5	260,000.00	AMERICAN HONDA FINANCE CORP 1.5 01/13/2025		1,950.00	1,950.00
01/13/2025	Final Maturity	02665WEA5	260,000.00	AMERICAN HONDA FINANCE CORP 1.5 01/13/2025	260,000.00		260,000.00
01/15/2025	Coupon	02582JKD1	215,000.00	AMXCA 2023-3 A 5.23 09/15/2028		937.04	937.04
01/15/2025	Coupon	47787CAC7	195,000.00	JDOT 2023-C A3 5.48 05/15/2028		890.50	890.50
01/15/2025	Coupon	91282CGE5	500,000.00	UNITED STATES TREASURY 3.875 01/15/2026		9,687.50	9,687.50
01/16/2025	Coupon	36267KAD9	45,000.00	GMCAR 2023-3 A3 5.45 06/16/2028		204.38	204.38
01/20/2025	Coupon	379929AD4	45,000.00	GMALT 2023-3 A3 5.38 11/20/2026		201.75	201.75
01/27/2025	Coupon	05592XAD2	40,000.00	BMWOT 2023-A A3 5.47 02/25/2028		182.33	182.33
January 2025 Total					520,000.00	16,003.50	536,003.50
FEBRUARY 2025							
02/17/2025	Coupon	36267KAD9	45,000.00	GMCAR 2023-3 A3 5.45 06/16/2028		204.38	204.38
02/17/2025	Coupon	47787CAC7	195,000.00	JDOT 2023-C A3 5.48 05/15/2028		890.50	890.50
02/18/2025	Coupon	02582JKD1	215,000.00	AMXCA 2023-3 A 5.23 09/15/2028		937.04	937.04
02/20/2025	Coupon	379929AD4	45,000.00	GMALT 2023-3 A3 5.38 11/20/2026		201.75	201.75
02/20/2025	Principal Paydown	379929AD4	45,000.00	GMALT 2023-3 A3 5.38 11/20/2026	3,827.57		3,827.57
02/24/2025	Coupon	06406HDA4	260,000.00	BANK OF NEW YORK MELLON CORP 3.0 02/24/2025		3,900.00	3,900.00
02/24/2025	Final Maturity	06406HDA4	260,000.00	BANK OF NEW YORK MELLON CORP 3.0 02/24/2025	260,000.00		260,000.00
02/25/2025	Coupon	05592XAD2	40,000.00	BMWOT 2023-A A3 5.47 02/25/2028		182.33	182.33
February 2025 Total					263,827.57	6,316.00	270,143.57
MARCH 2025							
03/03/2025	Coupon	30231GAT9	500,000.00	EXXON MOBIL CORP 3.043 03/01/2026		7,607.50	7,607.50
03/17/2025	Coupon	00440EAS6	250,000.00	CHUBB INA HOLDINGS LLC 3.15 03/15/2025		3,937.50	3,937.50

CASH FLOW REPORT



City of Banning | Account #11089 | As of April 30, 2024

Payment Date	Transaction Type	CUSIP	Quantity	Security Description	Principal Amount	Income	Total Amount
03/17/2025	Final Maturity	00440EAS6	250,000.00	CHUBB INA HOLDINGS LLC 3.15 03/15/2025	250,000.00		250,000.00
03/17/2025	Coupon	02582JKD1	215,000.00	AMXCA 2023-3 A 5.23 09/15/2028		937.04	937.04
03/17/2025	Coupon	36267KAD9	45,000.00	GMCAR 2023-3 A3 5.45 06/16/2028		204.38	204.38
03/17/2025	Coupon	47787CAC7	195,000.00	JDOT 2023-C A3 5.48 05/15/2028		890.50	890.50
03/20/2025	Coupon	379929AD4	45,000.00	GMALT 2023-3 A3 5.38 11/20/2026		184.59	184.59
03/20/2025	Principal Paydown	379929AD4	45,000.00	GMALT 2023-3 A3 5.38 11/20/2026	3,468.26		3,468.26
03/25/2025	Coupon	05592XAD2	40,000.00	BMWOT 2023-A A3 5.47 02/25/2028		182.33	182.33
03/25/2025	Principal Paydown	05592XAD2	40,000.00	BMWOT 2023-A A3 5.47 02/25/2028	709.04		709.04
March 2025 Total					254,177.30	13,943.84	268,121.14
Grand Total			31,085,000.00		5,814,872.29	270,805.09	6,085,677.38

IMPORTANT DISCLOSURES



City of Banning | Account #11089 | As of April 30, 2024

Chandler Asset Management, Inc. (“Chandler”) is an SEC registered investment adviser. For additional information about our firm, please see our current disclosures (Form ADV). To obtain a copy of our current disclosures, you may contact your client service representative by calling the number on the front of this statement or you may visit our website at www.chandlerasset.com.

Information contained in this monthly statement is confidential and is provided for informational purposes only and should not be construed as specific investment or legal advice. The information contained herein was obtained from sources believed to be reliable as of the date of this statement, but may become outdated or superseded at any time without notice.

Custody: Your qualified custodian bank maintains control of all assets reflected in this statement and we urge you to compare this statement to the one you receive from your qualified custodian. Chandler does not have any authority to withdraw or deposit funds from/to the custodian account.

Valuation: Prices are provided by IDC, an independent pricing source. In the event IDC does not provide a price or if the price provided is not reflective of fair market value, Chandler will obtain pricing from an alternative approved third party pricing source in accordance with our written valuation policy and procedures. Our valuation procedures are also disclosed in Item 5 of our Form ADV Part 2A.

Performance: Performance results are presented gross-of-advisory fees and represent the client’s Total Return. The deduction of advisory fees lowers performance results. These results include the reinvestment of dividends and other earnings. Past performance may not be indicative of future results. Therefore, clients should not assume that future performance of any specific investment or investment strategy will be profitable or equal to past performance levels. All investment strategies have the potential for profit or loss. Economic factors, market conditions or changes in investment strategies, contributions or withdrawals may materially alter the performance and results of your portfolio.

Source Ice Data Indices, LLC (“ICE”), used with permission. ICE PERMITS USE OF THE ICE INDICES AND RELATED DATA ON AN “AS IS” BASIS; ICE, ITS AFFILIATES AND THEIR RESPECTIVE THIRD PARTY SUPPLIERS DISCLAIM ANY AND ALL WARRANTIES AND REPRESENTATIONS, EXPRESS AND/OR IMPLIED, INCLUDING ANY WARRANTIES OF MERCHANTABILITY OR FITNESS FOR A PARTICULAR PURPOSE OR USE, INCLUDING THE INDICES, INDEX DATA AND ANY DATA INCLUDED IN, RELATED TO, OR DERIVED THEREFROM. NEITHER ICE DATA, ITS AFFILIATES OR THEIR RESPECTIVE THIRD PARTY PROVIDERS GUARANTEE THE QUALITY, ADEQUACY, ACCURACY, TIMELINESS OR COMPLETENESS OF THE INDICES OR THE INDEX DATA OR ANY COMPONENT THEREOF, AND THE INDICES AND INDEX DATA AND ALL COMPONENTS THEREOF ARE PROVIDED ON AN “AS IS” BASIS AND LICENSEE’S USE IS AT LICENSEE’S OWN RISK. ICE DATA, ITS AFFILIATES AND THEIR RESPECTIVE THIRD PARTY DO NOT SPONSOR, ENDORSE, OR RECOMMEND CHANDLER, OR ANY OF ITS PRODUCTS OR SERVICES.

Index returns assume reinvestment of all distributions. Historical performance results for investment indexes generally do not reflect the deduction of transaction and/or custodial charges or the deduction of an investment management fee, the incurrence of which would have the effect of decreasing historical performance results. It is not possible to invest directly in an index.

Ratings: Ratings information have been provided by Moody’s, S&P and Fitch through data feeds we believe to be reliable as of the date of this statement, however we cannot guarantee its accuracy.

Security level ratings for U.S. Agency issued mortgage-backed securities (“MBS”) reflect the issuer rating because the securities themselves are not rated. The issuing U.S. Agency guarantees the full and timely payment of both principal and interest and carries a AA+/Aaa/AAA by S&P, Moody’s and Fitch respectively.

BENCHMARK INDEX & DISCLOSURES



City of Banning | Account #11089 | As of April 30, 2024

Benchmark	Disclosure
ICE BofA 0-1 Yr US Treasury Index	The ICE BAML 0-1 Year US Treasury Index tracks the performance of US Dollar denominated Sovereign debt publically issued by the US government in its domestic market with maturities less than two years. Qualifying securities must haveat least one month and less than one years remaining term to final maturity, a fixed coupon schedule and a minimum amount outstanding of \$1 billion. (Index: G0QA. Please visit www.mlindex.ml.com for more information)



State of California Pooled Money Investment Account Market Valuation 4/30/2024

Description	Carrying Cost Plus Accrued Interest Purch.	Fair Value	Accrued Interest
United States Treasury:			
Bills	\$ 35,373,771,328.36	\$ 35,812,925,867.50	NA
Notes	\$ 64,807,714,652.49	\$ 63,983,688,682.50	\$ 372,328,906.00
Federal Agency:			
SBA	\$ 257,148,292.59	\$ 251,439,956.55	\$ 1,245,990.70
MBS-REMICs	\$ 1,969,219.55	\$ 1,913,742.70	\$ 8,590.56
Debentures	\$ 8,032,854,727.68	\$ 7,929,641,345.00	\$ 48,426,221.95
Debentures FR	\$ -	\$ -	\$ -
Debentures CL	\$ 1,600,000,000.00	\$ 1,585,020,400.00	\$ 12,312,291.00
Discount Notes	\$ 25,938,670,854.06	\$ 26,205,125,600.00	NA
Supranational Debentures	\$ 2,919,839,134.05	\$ 2,874,057,240.00	\$ 15,976,237.00
Supranational Debentures FR	\$ -	\$ -	\$ -
CDs and YCDs FR	\$ -	\$ -	\$ -
Bank Notes			
CDs and YCDs	\$ 15,150,015,000.00	\$ 15,144,578,111.20	\$ 218,884,486.12
Commercial Paper	\$ 11,212,045,541.69	\$ 11,315,194,958.32	NA
Corporate:			
Bonds FR	\$ -	\$ -	\$ -
Bonds	\$ 699,090,069.71	\$ 679,642,499.00	\$ 6,191,909.65
Repurchase Agreements	\$ -	\$ -	\$ -
Reverse Repurchase	\$ -	\$ -	\$ -
Time Deposits	\$ 5,125,000,000.00	\$ 5,125,000,000.00	NA
PMIA & GF Loans	\$ 349,834,000.00	\$ 349,834,000.00	NA
TOTAL	\$ 171,467,952,820.18	\$ 171,258,062,402.77	\$ 675,374,632.98

Fair Value Including Accrued Interest \$ 171,933,437,035.75

Repurchase Agreements, Time Deposits, PMIA & General Fund loans, and Reverse Repurchase agreements are carried at portfolio book value (carrying cost).



PMIA/LAIF Performance Report as of 5/8/24



Quarterly Performance Quarter Ended 03/31/24

LAIF Apportionment Rate ⁽²⁾ :	4.30
LAIF Earnings Ratio ⁽²⁾ :	0.00011755619077389
LAIF Administrative Cost ^{(1)*} :	0.27
LAIF Fair Value Factor ⁽¹⁾ :	0.994191267
PMIA Daily ⁽¹⁾ :	4.22
PMIA Quarter to Date ⁽¹⁾ :	4.12
PMIA Average Life ⁽¹⁾ :	226

PMIA Average Monthly Effective Yields⁽¹⁾

April	4.272
March	4.232
February	4.122
January	4.012
December	3.929
November	3.843

Pooled Money Investment Account Monthly Portfolio Composition ⁽¹⁾ 3/31/24 \$156.5 billion

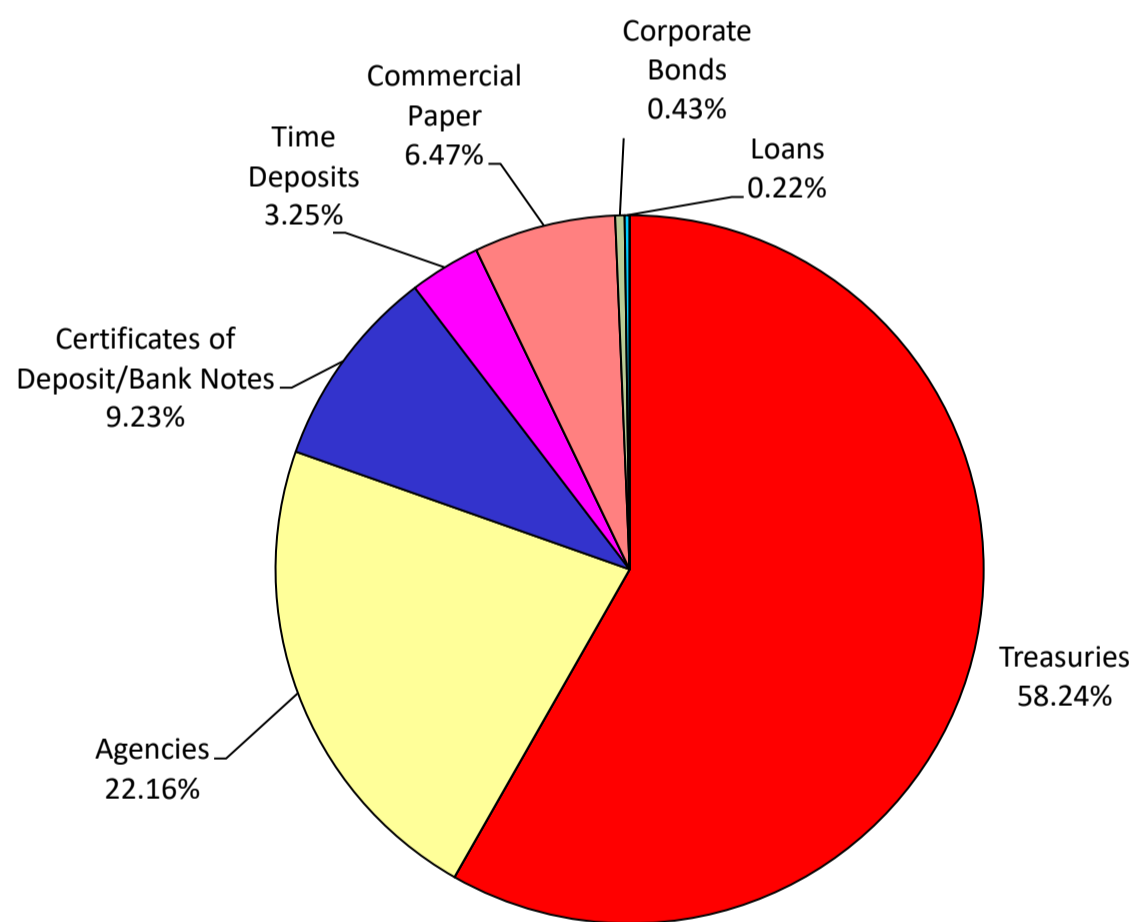


Chart does not include \$2,005,000.00 in mortgages, which equates to 0.001%. Percentages may not total 100% due to rounding.

Daily rates are now available here. [View PMIA Daily Rates](#)

Notes: The apportionment rate includes interest earned on the CalPERS Supplemental Pension Payment pursuant to Government Code 20825 (c)(1) and interest earned on the Wildfire Fund loan pursuant to Public Utility Code 3288 (a).

*The percentage of administrative cost equals the total administrative cost divided by the quarterly interest earnings. The law provides that administrative costs are not to exceed 5% of quarterly EARNINGS of the fund. However, if the 13-week Daily Treasury Bill Rate on the last day of the fiscal year is below 1%, then administrative costs shall not exceed 8% of quarterly EARNINGS of the fund for the subsequent fiscal year.

Source:

⁽¹⁾ State of California, Office of the Treasurer

⁽²⁾ State of California, Office of the Controller

**City of Banning
Report of Investments
April 2024**

Investment Held by	Investment Name	Investment Type	CUSIP Number	Standard & Poors Rating	Moodys Rating	Maturity Duration	Par	Market Yield	Market Price	Market Value/Accrued Int	Percentage of Investments
<i>State of California, Local Agency Investment Fund</i>											
	City of Banning	Pooled Investment	N/A	N/A	N/A		\$ 21,374,566.76	4.122	100.41145	\$ 21,462,513.14	50.5%
	Successor Agency	Pooled Investment	N/A	N/A	N/A		\$ 0.23	4.122	100.41145	\$ 0.23	0.0%
							\$ 21,374,566.99			\$ 21,462,513.37	50.5%
<i>US Bank- Broker Chandler Asset Management</i>											
Government Agencies											
	Total ABS	Asset-Backed Securities	Various	AAA	Aaa	2.23	\$ 540,000.00	5.510	100.062	\$ 540,335.83	1.28%
	Total Agency	Federal Agencies	Various	AA+	Aaa	1.36	\$ 12,200,000.00	5.210	96.500	\$ 11,772,954.00	28.8%
	Total Corporate	Corporate	Various	A+	A1	1.26	\$ 3,050,000.00	5.180	98.160	\$ 2,993,871.88	7.2%
	Total Money Market	Money Market/Mutual Funds	31846V401	AAA	Aaa	0.00	\$ 3,093,686.98	4.760	100.000	\$ 3,093,686.98	7.3%
	Total Cash	Cash and Equivalents	Various	AAA	Aaa	0.00	\$ (2,250,572.84)	0.000	100.000	\$ (2,250,572.84)	-5.3%
	Total US Treasury	US Treasuries	Various	AA+	Aaa	1.13	\$ 4,315,000.00	5.090	98.707	\$ 4,259,195.57	10.2%
							\$ 20,948,114.14			\$ 20,409,471.42	49.5%
Total Investments							\$ 42,322,681.13			\$ 41,871,984.79	100.0%

* See page 7-10 of Broker report for details by category



**CITY OF BANNING
STAFF REPORT**

TO: BUDGET AND FINANCE COMMITTEE

FROM: Douglas Schulze, City Manager

PREPARED BY: Cheryl Stafford, Finance Manager
Lincoln Bogard, Administrative Services Director

MEETING DATE: May 21, 2024

SUBJECT: Receive and File Accounts Payable and Payroll Warrants Issued in the Month of April 2024

RECOMMENDATION:

Receive and file the warrants for period ending April 30, 2024, per California Government Code Section 37208.

BACKGROUND:

Staff compiles a monthly report to include accounts payable and payroll warrants issued.

JUSTIFICATION:

Description	Payment #	Amount	Total Amount
Checks:			
Checks Issued During Month	190938-191228	\$2,254,666.64	
Voided/Reissue Check		\$ 8,266.09	
Check Total			\$2,246,400.55
Wires Total 1138-1141 \$1,901,820.21			
ACH Payments: 9007842-9007874			
Payroll Direct Deposit	04/05/2024	\$ 592,287.86	
Payroll Direct Deposit	04/19/2024	\$ 638,168.89	
Other Payments		\$1,410,788.17	
ACH Total			\$2,641,244.92
Payroll Checks: 13439-13465			
Payroll-Regular	04/05/2024	\$ 3,387.62	
Payroll-Manual	04/16/2024	\$ 3,063.07	
Payroll-Regular	04/19/2024	\$ 3,803.39	
Payroll Check Total			\$ 10,254.08

Total Warrants Issued for April 2024			\$6,799,719.76
---	--	--	-----------------------

FISCAL IMPACT:

No fiscal impact.

ALTERNATIVES:

Receive and file the warrants for period ending April 30, 2024.

ATTACHMENTS:

1. [Attachment 1 - Fund List_Updated 10.11.23.pdf](#)
2. [Attachment 2-Warrant Report April 2024.pdf](#)
3. [Attachment 3-Warrant Report Detail April 2024.pdf](#)
4. [Attachment 4-Void Check Log, Payroll Log and Payroll Registers.pdf](#)



Budget Processes, Policies & Fund Structure

The following depicts the City's budgeted funds and how they fit in the organization for budget and accounting purposes. Note that departments in the General Fund may also have budget responsibility for other funds.

Appropriated Funds

Black = Major - Blue = Non-Major - Red = Retired Funds FY 20-21

Governmental Funds			Proprietary Funds			Fiduciary Funds	
General Fund	Special Revenue Funds	Capital Improvement Funds	Enterprise Funds	Enterprise Funds-BUA	Internal Service Funds	Successor Agency Funds	Agency Funds
General Fund (001) Departments - (1000) City Council - (1200) City Manager - (1210) Economic Development - (1220) Public Information - (1300) Human Resources - (1400) City Clerk - (1500) Elections - (1800) City Attorney - (1900) Fiscal Services - (1910) Purchasing & AP - (2060) TV Government Access - (2200) Police - (2210) Dispatch - (2300) Animal Control - (2400) Fire - (2700) Building Safety - (2740) Code Enforcement - (2800) Planning - (3000) Engineering - (3200) Building Maintenance - (3600) Parks - (4000) Recreation - (4010) Aquatics - (4020) Day care - (4050) Senior Center - (4060) Sr. Advisory Board - (4500) Central Services - (4800) Debt Service - (5400) Community Enhancement	(002) Developer Deposit (005) Successor Agency Admin (100) Gas Tax Street (101) Measure A Street (102) RMRA (SB1) Gas Tax (103) SB 300 Street (104) Article 3 Sidewalk (110) CDBG (111) Landscape Maintenance (132) Air Quality Improvement (140) Asset Forfeiture/Police (148) Supplemental Law-Enforcement (150) State Park Bond (190) Housing Authority (200) Special Donation (201) Sr. Center Activities (202) Animal Control Reserve (203) Police Volunteer (222) Federal Funds (300) City Administration-COP Debt Service	(400) Police Facilities Development (410) Fire Facilities Development (420) Traffic Control Facility (421) Ramsey/Highland Signal (430) General Facilities (444) Wilson Median Fund (451) Park Development Fund (470) Capital Improvement (475) Fair Oaks #2004-01-AD	(670) Electric Fund - (7000) Electric - (7010) Generation & Trans. (672) Rate Stability/Debt Service Reserve (673) Electric Improvement (674) Electric Revenue Bond Project (675) Public Benefit (678) Electric Revenue Bond Debt Service (600) Airport Fund (610) Transit Fund - (5800) Fixed Route - (5850) Dial A Ride (690) Refuse Fund	(660) Water (661) Water Capital Facilities (662) Irrigation Water Fund (663) BUA Water Capital Project (669) BUA Water Debt Service (680) Wastewater (681) Wastewater Capital Facility (682) Wastewater Tertiary (683) BUA Wastewater Capital Project (685) State Revolving Loan (689) BUA Wastewater Debt Service	(702) Fleet Maintenance (700) Risk Management - (5020) Workers Compensation - (5030) Unemployment Insur. - (5040) Liability Insurance - (5300) City Attorney (703) Information Systems Services (704) Building Maintenance (705) Support Services (761) Utility Billing Admin. - (3100) Account & Collections - (3110) Meter Reading	(805) Redevelopment Obligation-Retirement (810) Successor Housing Agency (830) Debt Service Successor Agency (840) Bond Exp. Agreement - (BEA) Project (841) Bond Exp. Agreement - (BEA) Low/Mod	(221) ATWEL #2020-02 CFD (360) Sun Lakes CFD #86-1 (365) Wilson Street #91-1 AD (370) Area Police Computer (375) Fair Oaks #2004-01-AD (376) Cameo Homes

**City of Banning
Warrant List April 2024**

Warrant Number	Vendor Name	Warrant Amount
1138	U.S. BANK	372,031.26
1139	U.S. BANK	145,625.00
1140	RIVERSIDE PUBLIC UTILITIES	1,365,630.95
1141	PRECISION MATERIAL HANDLING	18,533.00
190938	AMAZON BUSINESS	106.65
190939	ANIXTER, INC	295,116.37
190940	AVILA, VINCENT	300.00
190941	BEACON BID	6,375.00
190942	BLAISDELL'S BUSINESS PRODUCTS	647.66
190943	BURLINGTON SAFETY LABORATORY	978.00
190944	BUSINESS TELECOMMUNICATION	589.65
190945	CALIFORNIA DEBT AND INVESTMENT	119.00
190946	CALIFORNIA RURAL WATER ASSOCIATION	1,582.00
190947	CELL BUSINESS EQUIPMENT (CBE)	1,028.21
190948	CINTAS CORPORATION	1,332.62
190949	CITY OF BANNING (BNG)	185.89
190950	CORE & MAIN, LP	6,981.78
190951	CYBERTIME NETWORK COMMUNICATIONS	2,599.00
190952	DELTA DENTAL INSURANCE COMPANY	855.55
190953	DELTA DENTAL OF CALIFORNIA	7,291.54
190954	DEUSENBERRY, DANIEL	207.25
190955	DOBBINS, DEANN LOUISE	883.04
190956	FOSTER & FOSTER CONSULTING	2,500.00
190957	GAS COMPANY, THE	1,228.89
190958	KEN GRODY FORD REDLANDS	86.85
190959	MC AVOY & MARKHAM	1,375.49
190960	NOBEL SYSTEMS, INC	6,476.65
190961	ONESOURCE DISTRIBUTORS	16,402.24
190962	ORACLE AMERICA INC	28,931.97
190963	PARKHOUSE TIRE, INC.	145.48
190964	PARTS AUTHORITY	674.20
190965	PATRICIA BARRAZA	95.00
190966	RECORD GAZETTE, THE	365.47
190967	RICHARDS WATSON GERSON	71,833.69
190968	RINCON CONSULTANTS, INC.	2,307.25
190969	SATEC, INC	79,115.00
190970	SORIANO, NATLLELY	51.15
190971	STATE WATER RESOURCES CONTROL	155.00
190972	TAYLOR'S PROPERTY PRESERVATION	297.00
190973	TIME WARNER/CHARTER	152.43
190974	U.S. BANK	2,930.00
190975	UNDERGROUND SERVICE ALERT	143.28
190976	UNITED WATER WORKS, INC	2,665.74
190977	VIGILANT LLC	8,199.94
190978	WALLACE, COLLEEN	236.85
190979	WILLDAN ENGINEERING	52,097.50
190980	WILLDAN FINANCIAL SERVICES	802.91
190981	WITTMAN ENTERPRISES, LLC	3,704.50
190982	IBEW LOCAL 47 RETIREE MEDICAL TRUST	3,075.94
190983	PARS	220.28
190984	AB FENCE COMPANY, INC	2,810.00
190985	ALLGOOD DRIVING SCHOOL, INC	27.30
190986	AMAZON BUSINESS	3,005.33
190987	AMERICAN FORENSIC NURSES	1,021.02

**City of Banning
Warrant List April 2024**

Warrant Number	Vendor Name	Warrant Amount
190988	ARAMARK UNIFORM & CAREER APPAREL	92.70
190989	ARC DOCUMENT SOLUTIONS	4,574.32
190990	ARCE, PAUL	168.00
190991	AT&T CALNET 2	1,533.05
190992	AT&T MOBILITY LLC	2,961.11
190993	AUTO GLASS NOW	616.25
190994	BABCOCK LABORATORIES, INC	1,034.00
190995	BANNING POLICE OFFICERS ASSOC.	2,860.30
190996	BANNING VETERINARY HOSPITAL	16.00
190997	BEAUMONT DO IT BEST HOME CENTER	218.08
190998	BENHAR, DIANA T	315.00
190999	BEST DRILLING AND PUMP INC	5,206.00
191000	BIO-TOX LABORATORIES	96.00
191001	BOUSLOG, STACY	272.75
191002	CALIFORNIA LAW ENFORCE ASSN	1,088.00
191003	CANON FINANCIAL SERVICES, INC	332.16
191004	CDW GOVERNMENT, INC	2,631.53
191005	CELL BUSINESS EQUIPMENT (CBE)	95.31
191006	CINTAS CORPORATION	177.94
191007	CITY OF BANNING (BNG)	580.77
191008	CORNERSTONE DEVELOPMENT CO.	67,220.00
191009	DEBRA SCOTT	12.50
191010	DEUSENBERRY, DANIEL	57.50
191011	FRONTIER COMMUNICATIONS	1,897.63
191012	FUN EXPRESS	395.83
191013	GALLS, LLC	955.88
191014	GAS COMPANY, THE	1,122.59
191015	GLOVER, ELIZABETH	109.04
191016	HAAKER EQUIPMENT COMPANY	344.79
191017	HASKELL REAL ESTATE INC	0.00
191018	HERNANDEZ, CARLA	1,120.00
191019	HUERTA JR., GILBERT	423.50
191020	I.B.E.W. LOCAL 47	10,777.68
191021	I.B.E.W. LOCAL 47 (PAC)	40.00
191022	INFOSEND, INC	1,185.02
191023	INNOVATIVE EMERGENCY EQUIPMENT	135.02
191024	JILL LOCKART-RUIZ	20.00
191025	KOLLER, MARIE	21.00
191026	KOSMONT & ASSOCIATES, INC	962.00
191027	LEXISNEXIS RISK SOLUTIONS	112.55
191028	LINCOLN FINANCIAL GROUP	11,679.71
191029	MARIPOSA LANDSCAPES, INC	12,199.63
191030	MORGAN, DEIDRA J	143.50
191031	N2W ENGINEERING, INC	63,443.25
191032	PARRA, JOSE JESUS & GUADALUPE	100.56
191033	PRESS-ENTERPRISE, THE	410.31
191034	PULVER, JODEANE V	301.00
191035	QUINN COMPANY	115.89
191036	RACEWAY FORD INC	477.52
191037	RECORD GAZETTE, THE	143.21
191038	RIVERSIDE COUNTY SHERIFF-PSEC	4,865.29
191039	ROBERT HALF INTERNATIONAL	1,718.80
191040	ROCKWELL, AMBER	108.25
191041	SAN BERNARDINO PUBLIC EMPLOYEES	2,779.12

**City of Banning
Warrant List April 2024**

Warrant Number	Vendor Name	Warrant Amount
191042	SC FUELS	34,029.72
191043	SCPPA	6,440.75
191044	SDS REALTY	99.34
191045	SHRED-IT USA, LLC	154.14
191046	SMART & FINAL	43.69
191047	SMITH, BRANDON	405.00
191048	SOMERS-HILL, SHARON	205.23
191049	SOUTH COAST AIR QUALITY	251.11
191050	STAPLES BUSINESS ADVANTAGE	30.95
191051	STATE OF CALIFORNIA DOJ	3,173.98
191052	TAYLOR, ROBERT M	279.02
191053	TELEPACIFIC COMMUNICATIONS	1,318.68
191054	TEXAS LIFE INSURANCE COMPANY	6,304.86
191055	TRENCH SHORING COMPANY	1,056.20
191056	TURBO DATA SYSTEMS INC	151.39
191057	VEOLIA WATER CONTRACT OPERATIONS US	73,434.00
191058	VIRTUAL PROJECT MANAGER, LLC	1,000.00
191059	VISION SECURITY SYSTEMS	70.00
191060	WALLACE, COLLEEN	196.50
191061	WESTERN AUDIO VISUAL & SECURITY	14,616.01
191062	WESTERN WATER WORKS SUPPLY CO	297.28
191063	WESTRUX INTERNATIONAL INC	354.42
191064	YOUNG, CARLA	108.25
191065	ALGIERS, LYNETTE	16.95
191066	ALLISON MECHANICAL INC	984.00
191067	AMAZON BUSINESS	2,359.22
191068	ANIXTER, INC	8,358.38
191069	ARAMARK UNIFORM & CAREER APPAREL	92.70
191070	ATWORK PERSONNEL SERVICES	1,337.60
191071	AUTO GLASS NOW	465.61
191072	AVILA, SOL	459.00
191073	BARR DOOR, INC	480.00
191074	BEAUMONT DO IT BEST HOME CENTER	630.38
191075	BLAIS & ASSOCIATES, LLC	5,475.00
191076	CALIFORNIA DEPT OF TAX AND FEE ADMN	9,564.12
191077	CANON FINANCIAL SERVICES, INC	1,721.37
191078	CDW GOVERNMENT, INC	1,551.38
191079	CHANDLER ASSET MANAGEMENT INC	2,036.62
191080	CINTAS CORPORATION	478.80
191081	CITY OF BANNING (BNG)	197.57
191082	COUTS HEATING & COOLING, INC	1,168.30
191083	CTC TECHNOLOGY AND ENERGY	23,443.75
191084	CURRY, ANITA	58.58
191085	DANIEL R HOUSER INC	900.00
191086	DIAMOND ENVIRONMENTAL SERVICES	75.00
191087	DOCUSIGN, INC	18,909.45
191088	EFS WEST INC	43,267.75
191089	ELECTRIC POWER SYSTEMS INT, INC.	8,902.33
191090	ESTRADA, CIOMARA	16.50
191091	FERRELLGAS LP	712.98
191092	FRONTIER COMMUNICATIONS	2,018.57
191093	G & G ENVIRONMENTAL COMPLIANCE, INC	810.92
191094	GARCIA, EDITH	249.98
191095	GARDA CL WEST INC	1,276.38

City of Banning
Warrant List April 2024

Warrant Number	Vendor Name	Warrant Amount
191096	GAS COMPANY, THE	243.75
191097	GONZALEZ, GENE	167.75
191098	H & L CHARTER CO, INC	1,633.00
191099	HOME DEPOT #8987	364.94
191100	IBEW LOCAL 47 RETIREE MEDICAL TRUST	3,077.76
191101	ICMA	1,200.00
191102	IMEG CONSULTANTS CORP	16,005.00
191103	INFOSEND, INC	5,200.24
191104	INNOVATIVE FEDERAL STRATEGIES	4,500.00
191105	INVOICE CLOUD INC	4,000.00
191106	JESSE RAMOS	800.00
191107	JOE A GONSALVES & SON	3,500.00
191108	JULIE MARTINEZ	40.00
191109	KEN GRODY FORD REDLANDS	1,834.84
191110	ONESOURCE DISTRIBUTORS	80,870.15
191111	ONLINE UTILITY EXCHANGE	490.32
191112	PALLET PBC	9,743.85
191113	PAPER RECYCLING & SHREDDING	492.00
191114	PARKHOUSE TIRE, INC.	403.33
191115	PARS	264.31
191116	PARTS AUTHORITY	1,112.62
191117	PRESS-ENTERPRISE, THE	262.94
191118	PUBLIC AGENCY RETIREMENT SERVICES	300.00
191119	QUADIENT POSTAGE FUNDING	5,000.00
191120	QUINN COMPANY	41.31
191121	RECORD GAZETTE, THE	2,483.55
191122	RICK ENGINEERING COMPANY	78,911.23
191123	ROBERT HALF INTERNATIONAL	1,718.80
191124	SCA OF CA, LLC	10,080.00
191125	SCCI, INC DBA	250.00
191126	SGP DESIGN AND PRINT	323.25
191127	SITEONE LANDSCAPE SUPPLY	1,925.46
191128	SOCAL PROPANE LLC	1,529.02
191129	SOUTHERN CALIFORNIA EDISON	370.96
191130	SOUTHERN CALIFORNIA GAS CO	10,284.38
191131	STAPLES BUSINESS ADVANTAGE	149.10
191132	TEC EQUIPMENT, INC	78.10
191133	TIME WARNER/CHARTER	272.99
191134	TORBIC, RAVEN	16.50
191135	TREJO, JUAN CARLOS	47,500.00
191136	VERIZON WIRELESS SERVICES, LLC	9,508.29
191137	WILLDAN FINANCIAL SERVICES	1,050.00
191138	WILLIAMS SCOTSMAN, INC	1,611.94
191139	AED ENERGY SERVICES LLC	3,972.50
191140	ALL PHASE ELECTRIC SUPPLY	280.00
191141	ALL STAR ELITE SPORTS	244.39
191142	AMAZON BUSINESS	998.26
191143	ANIXTER, INC	315,637.98
191144	ARAMARK UNIFORM & CAREER APPAREL	92.70
191145	ARTISTIC MAINTENANCE, INC.	4,092.00
191146	AT&T CALNET 2	773.33
191147	ATBACKGROUNDS	156.00
191148	ATWORK PERSONNEL SERVICES	4,012.80
191149	BANNING LEASED HOUSING ASSOC I	8,292.81

**City of Banning
Warrant List April 2024**

Warrant Number	Vendor Name	Warrant Amount
191150	BANNING VETERINARY HOSPITAL	1,918.36
191151	BARBARA SINATRA CHILDREN'S CENTER	231.00
191152	BEAUMONT DO IT BEST HOME CENTER	428.00
191153	BEAUMONT SAFE & LOCK	119.01
191154	BURLINGTON SAFETY LABORATORY	4,240.55
191155	CALIFORNIA UTILITIES EMERGENCY ASSO	500.00
191156	CALIFORNIA WATER ENVIRONMENT	221.00
191157	CANON FINANCIAL SERVICES, INC	362.99
191158	CDW GOVERNMENT, INC	19,424.01
191159	CELL BUSINESS EQUIPMENT (CBE)	81.21
191160	CINTAS CORPORATION	1,457.43
191161	CONSOLIDATED ELECTRICAL	635.16
191162	COOPERATIVE PERSONNEL SVCS.	509.50
191163	COUNSELING TEAM INTERNATIONAL, THE	325.00
191164	D&M JOB INC.	122.84
191165	DATUIN JR, CORNELIO	268.87
191166	DEUSENBERRY, DANIEL	91.17
191167	DIAMOND ENVIRONMENTAL SERVICES	726.47
191168	DUDEK	100,595.44
191169	ENTERPRISE FM TRUST	20,439.62
191170	ENTERPRISE RENT-A-CAR	1,476.84
191171	FERRELLGAS LP	878.74
191172	FISHER, ROBERT	1,041.00
191173	FRONTIER COMMUNICATIONS	1,184.90
191174	GARDA CL WEST INC	1,177.46
191175	GAS COMPANY, THE	340.49
191176	GOLDEN BELL PRODUCTS INC	19,928.00
191177	GOLDEN STAR TECHNOLOGY, INC	17,898.69
191178	GRAINGER	65.59
191179	GRAYBAR ELECTRIC COMPANY, INC.	935.60
191180	HOME DEPOT #8987	3,972.26
191181	HUBBURT, KEVIN	80.00
191182	HYDROTEX PARTNERS, LTD	1,451.07
191183	INFOSEND, INC	2,043.83
191184	INNOVATIVE EMERGENCY EQUIPMENT	299.72
191185	JAUREGUI, ROBERTO	55.00
191186	LAWNSCAPE SYSTEMS, INC	6,213.00
191187	LIEBERT CASSIDY WHITMORE	7,367.00
191188	MADRIGAL CHAVES, SERGIO	208.00
191189	MARIPOSA LANDSCAPES, INC	9,500.36
191190	MINITUBISHI ELECTRIC & ELECTRONICS	353.87
191191	MOTOROLA SOLUTIONS, INC.	40,522.27
191192	MYERS & SONS HI-WAY SAFETY INC.	479.54
191193	NOBEL SYSTEMS, INC	7,800.00
191194	PACKHAM & TOOMEY, INC	135.00
191195	PARKHOUSE TIRE, INC.	470.35
191196	PARTS AUTHORITY	410.91
191197	PUBLIC ENTITY RISK MANAGEMENT	56,047.00
191198	RECORD GAZETTE, THE	138.81
191199	RECYCLIST	24,685.80
191200	RINCON CONSULTANTS, INC.	2,647.75
191201	RIV. CO. FLOOD CONTROL	17,789.79
191202	RIVERSIDE, COUNTY OF	558.60
191203	RWC GROUP	157.67

City of Banning
Warrant List April 2024

Warrant Number	Vendor Name	Warrant Amount
191204	SATELLITE PHONE STORE	307.95
191205	SCCI, INC DBA	250.00
191206	SHRED-IT USA, LLC	155.88
191207	SIRLS, STEPHANIE	384.36
191208	SITEONE LANDSCAPE SUPPLY	742.21
191209	SMART & FINAL	206.09
191210	SOCAL PROPANE LLC	1,387.30
191211	SOUTH COAST AIR QUALITY	1,167.48
191212	SOUTHERN CALIFORNIA EDISON	3,557.21
191213	SOUTHERN CALIFORNIA WEST COAST ELEC	2,816.82
191214	STAPLES BUSINESS ADVANTAGE	1,566.86
191215	STATE OF CALIFORNIA DOJ	1,753.00
191216	STATE WATER RESOURCES CONTROL	1,818.00
191217	STC TRAFFIC INC	2,252.18
191218	TEC EQUIPMENT, INC	189.75
191219	TOP-LINE INDUSTRIAL SUPPLY, LCC	0.33
191220	VISION SECURITY SYSTEMS	20,245.71
191221	WALLACE, COLLEEN	43.50
191222	WALLACE, COLLEEN	215.71
191223	WASTE MANAGEMENT OF THE IE	4,529.27
191224	WATERLINE TECHNOLOGIES, INC	371.74
191225	WESTERN WATER WORKS SUPPLY CO	3,937.19
191226	WILDLIFE CONTROL SERVICE INC	1,250.00
191227	WILLDAN ENGINEERING	62,100.00
191228	ZENNER PERFORMANCE METERS, INC	1,620.00
9007842	WINDSTREAM SERVICES, LLC	6,083.40
9007843	CA. ST. PUBLIC EMPLOYEES	164,993.84
9007844	CORPORATION SERVICE COMPANY	14.00
9007845	WELLS FARGO BANK	592,287.86
9007846	WELLS FARGO CARD SERVICES INC	40,765.95
9007847	CORPORATION SERVICE COMPANY	163.00
9007848	CA. ST. EMPLOYMENT DEV. DEPT.	41,052.61
9007849	INTERNAL REVENUE SERVICE	236,771.35
9007850	TASC	1,524.60
9007851	WELLS FARGO BANK	300.00
9007852	CA. ST. PUBLIC EMPLOYEES	182,613.51
9007853	CA. ST. PUBLIC EMPLOYEES	4,946.73
9007854	CA. ST. PUBLIC EMPLOYEES	889.86
9007855	CA. ST. PUBLIC EMPLOYEES	308.07
9007856	EMPOWER ANNUITY INSURANCE COMPANY	47,467.68
9007857	WINDSTREAM SERVICES, LLC	985.42
9007858	WINDSTREAM SERVICES, LLC	967.92
9007859	CA. ST. EMPLOYMENT DEV. DEPT.	299.17
9007860	INTERNAL REVENUE SERVICE	1,401.14
9007861	WELLS FARGO BANK	638,168.89
9007862	CORPORATION SERVICE COMPANY	7.00
9007863	CA. ST. EMPLOYMENT DEV. DEPT.	46,462.63
9007864	INTERNAL REVENUE SERVICE	247,370.57
9007865	TASC	1,524.60
9007866	WELLS FARGO BANK	300.00
9007867	CORPORATION SERVICE COMPANY	27.00
9007868	EMPOWER ANNUITY INSURANCE COMPANY	100.00
9007869	CA. ST. BOARD OF EQUAL. - FUEL	829.00
9007870	CORPORATION SERVICE COMPANY	27.00

City of Banning
Warrant List April 2024

Warrant Number	Vendor Name	Warrant Amount
9007871	EMPOWER ANNUITY INSURANCE COMPANY	47,836.55
9007872	CA. ST. PUBLIC EMPLOYEES	168,513.11
9007873	CA. ST. PUBLIC EMPLOYEES	280.77
9007874	CA. ST. PUBLIC EMPLOYEES	165,961.69
Grand Total		6,797,731.77

Less Voided / Reissued Checks from Prior Period	(8,147.09)
Less Voided Checks Prior Period	(119.00)
Add Payroll Checks	10,254.08
Total Remittance for Month	<u>6,799,719.76</u>

**City of Banning
Warrant List Detail April 2024**

Warrant Number	Warrant Date	Vendor Name	Invoice Number	P.O. Number	Account Number	Payment Description	Warrant Amount
1138	45399	U.S. BANK	2535087		669-6300-471.62-18	INTEREST DUE PAYMENT BUA WATER REVENUE BONDS	372,031.26
1139	4/17/2024	U.S. BANK	2545292		689-0000-107.80-00	PRINCIPAL DEPOSIT (1/2) BUA WWTR REVENUE BONDS	117,500.00
					689-8000-454.62-02	INTEREST DUE PAYMENT BUA WWTR REVENUE BONDS	28,125.00
1140	45400	RIVERSIDE PUBLIC UTILITIES	288		670-7010-473.27-09	S&D EXPENSE PAID DURING MAR 2024	51,224.00
					670-7010-473.27-70	TRANS EXPENSE PAID DURING MAR 2024	383,803.37
					670-7010-473.27-60	ENERGY EXPENSE PAID DURING MAR 2024	145,192.39
					670-7010-473.27-50	CAPACITY EXPENSE PAID DURING MAR 2024	858,149.78
					670-7000-331.20-01	INTEREST REVENUE REVENUE REC'D IN MAR 2024	(4,242.07)
					670-7000-356.38-17	CRR REVENUE REVENUE REC'D IN MAR 2024	(62.92)
					670-7000-356.38-20	TRANS REVENUE REVENUE REC'D IN MAR 2024	(68,433.60)
1141	45407	PRECISION MATERIAL HANDLING	S155211		810-9700-490.90-59	OFFICE TRAILER-OPP VILLAGE 2024 JQ SHELTER #JQ212009	18,533.00
190938	4/4/2024	AMAZON BUSINESS	1HLK-39R7-419G	032292	001-1200-412.36-00	PAPER GOODS	106.65
190939	4/4/2024	ANIXTER, INC	5686724-00		670-0000-131.00-00	ELBOW HOUSING PO NUM 031759	4,369.18
			5817434-01		670-0000-131.00-00	COPPER & ALUMINUM WIRE PO NUM 032517	115,462.21
			5828608-01		670-0000-131.00-00	STANDOFF BRACKET PO NUM 032544	1,421.48
			5835194-01		670-0000-131.00-00	SCREW LAG PO NUM 032586	823.61
			5846691-01		670-0000-131.00-00	COPPER & ALUMINUM WIRE PO NUM 032623	121,764.96
			5860811-01		670-0000-131.00-00	CLAMP DEAD END PO NUM 032615	1,952.43
			5873406-00		670-0000-131.00-00	TRIPLEX WIRE PO NUM 032623	43,979.68
			5904903-00		670-0000-131.00-00	VICE CONNECTOR PO NUM 032720	1,856.24
			5904903-01		670-0000-131.00-00	PIPE STRAP PO NUM 032720	180.32
			5904903-02		670-0000-131.00-00	SOLID COPPER CONNECTOR PO NUM 032720	2,350.91
			5939863-00		670-0000-131.00-00	MOLDING OAK PO NUM 032710	955.35
190940	4/4/2024	AVILA, VINCENT	419800		001-2200-421.23-03	FOP MEMBERSHIP DUES PER BPMA 21.6 V AVILA	300.00
190941	4/4/2024	BEACON BID	INV-499	032062	001-1910-412.30-17	RFP ARCHIVE WITH RFP BUILDER	6,375.00
190942	4/4/2024	BLAISDELL'S BUSINESS PRODUCTS	1873883-0	032400	705-4500-412.36-00	COPIER PAPER (10 BOXES) CITY HALL	539.72
			1873884-0	032400	702-3800-480.36-00	PRINTER PAPER	107.94
190943	4/4/2024	BURLINGTON SAFETY LABORATORY	92623	032251	670-7000-473.41-29	EQUIPMENT TESTING	978.00
190944	4/4/2024	BUSINESS TELECOMMUNICATION	21079	032769	001-1900-412.89-48	DESK PHONE/LICENSE-ALIDIO	589.65
190945	4/4/2024	CALIFORNIA DEBT AND INVESTMENT	30944		680-8000-454.41-04	MASTER EQUIP LEASE FEES CDIAC # 2022-1364	119.00
190946	4/4/2024	CALIFORNIA RURAL WATER ASSOCIATION	202403 GERDES		660-6300-471.23-03	ANNUAL CRWA MBSHP DUES APR 2024-APR 2025	1,582.00
190947	4/4/2024	CELL BUSINESS EQUIPMENT (CBE)	IN2698394	032562	001-2740-442.32-06	PRINTER RENTAL	56.54
			IN2720454	032335	001-4000-461.30-06	COPIER MAINTENANCE	140.10
					660-6300-471.30-06	COPIER MAINTENANCE	23.97
					670-7000-473.30-06	COPIER MAINTENANCE	235.41
					705-4500-412.30-06	COPIER MAINTENANCE	500.44
					761-3100-480.30-06	COPIER MAINTENANCE	71.75
190948	4/4/2024	CINTAS CORPORATION	4185744665	032318	670-7000-473.25-02	UNIFORM-ELECTRIC	346.33
			4186421182	032318	670-7000-473.25-02	UNIFORM-ELECTRIC	346.33
			4187116130	032319	100-4900-431.25-02	UNIFORM-STREETS	89.68
					704-3200-412.25-02	UNIFORM-BUILDING MAINT	4.52
			4187116244	032318	670-7000-473.25-02	UNIFORM-ELECTRIC	353.46
			4187844880	032431	702-3800-480.25-02	UNIFORM-FLEET	74.21
			4187845006	032432	610-5800-434.25-02	UNIFORM-TRANSIT	106.96
					610-5850-434.25-02	UNIFORM-DAR	11.13
190949	4/4/2024	CITY OF BANNING (BNG)	FC B-5 APR24		705-4500-412.32-06	HANGAR FC B-5 APRIL 2024	185.89
190950	4/4/2024	CORE & MAIN, LP	T813533		660-0000-131.00-00	BALL VALVE PO NUM 032355	1,558.71
			U324932		660-0000-131.00-00	COPPER TUBING PO NUM 032355	2,324.17
			U517752		660-0000-131.00-00	COPPER TUBING PO NUM 032355	774.73
			U550432		660-0000-131.00-00	COPPER TUBING PO NUM 032355	2,324.17
190951	4/4/2024	CYBERTIME NETWORK COMMUNICATIONS	1521-240501	032557	660-6300-471.26-07	COB LOOPED MICROWAVE BACKBONE	1,900.00
			1522-240502	032558	703-3700-480.30-19	50.0 MPB-INTERNET CIRCUIT CITY HALL	699.00
190952	4/4/2024	DELTA DENTAL INSURANCE COMPANY	FEBRUARY 2024		001-0000-204.32-00	DENTAL - HMO FEBRUARY 2024	885.20
						DENTAL - HMO FEBRUARY 2024 RETRO	(29.65)
190953	4/4/2024	DELTA DENTAL OF CALIFORNIA	FEBRUARY 2024		001-0000-204.32-00	DENTAL - PPO FEBRUARY 2024	7,291.54
190954	4/4/2024	DEUSENBERRY, DANIEL	MEALS 4/15-17		001-2200-421.23-06	FTO/SAC COURSE MEALS 4/15-17 DEUSENBERRY	207.25
190955	4/4/2024	DOBBINS, DEANN LOUISE	BASKETBALL 2024		001-4000-461.23-15	BASKETBALL INSTRUCTION DEANN'S PAASS KIDS	883.04
190956	4/4/2024	FOSTER & FOSTER CONSULTING	29964	032797	700-5040-480.33-11	GASB75 REPORT JUNE 30 2023	2,500.00

**City of Banning
Warrant List Detail April 2024**

Warrant Number	Warrant Date	Vendor Name	Invoice Number	P.O. Number	Account Number	Payment Description	Warrant Amount	
190957	4/4/2024	GAS COMPANY, THE	19499362408MR24		100-4900-431.26-06	176 E LINCOLN 2/22/24-3/22/24	159.75	
					660-6300-471.26-06	176 E LINCOLN 2/22/24-3/22/24	356.38	
					670-7000-473.26-06	176 E LINCOLN 2/22/24-3/22/24	356.38	
					702-3800-480.26-06	176 E LINCOLN 2/22/24-3/22/24	356.38	
190958	4/4/2024	KEN GRODY FORD REDLANDS	31411	032317	702-3800-480.38-52	HOSE ASY, BOLT #30	86.85	
190959	4/4/2024	MC AVOY & MARKHAM	17118		670-0000-131.00-00	PV RESIDENTIAL METERS PO NUM 032579	1,375.49	
190960	4/4/2024	NOBEL SYSTEMS, INC	15843	030169	001-2800-441.33-11	GEO VIEWER PARCEL 06/24	4,166.65	
				030169	001-2800-441.33-11	ARCGIS ONLINE API 4/1/24-6/30/24	2,310.00	
190961	4/4/2024	ONESOURCE DISTRIBUTORS	56985166.031		670-0000-131.00-00	SETI COB SPECS SINGLE PHASE 032777	16,162.50	
			57234253.001		670-0000-131.00-00	CHANCE FUSE LINK (50) PO NUM 031764	239.74	
190962	4/4/2024	ORACLE AMERICA INC	101102312	032099	705-4500-412.33-11	SUB-NETSUITE FOR GOV 12/29/2023-03/28/2024	17,548.50	
			101260986	032099	222-0001-410.90-49	TIME AND MATERIALS	11,383.47	
190963	4/4/2024	PARKHOUSE TIRE, INC.	2010893344	032427	702-3800-480.38-52	TIRE #03	145.48	
190964	4/4/2024	PARTS AUTHORITY	062-056469	032423	702-3800-480.38-52	PAD #234	78.63	
					062-056857	702-3800-480.38-52	PURPLE PWR SUPPLIES	36.88
					065-713671	702-3800-480.38-52	DIS BRAKE/ROTOR #93	519.81
					091-326298	702-3800-480.38-52	PURPLE PWR SUPPLIES	36.88
					091-326605	702-3800-480.38-52	MINI BULB	2.00
					24-71000015	660-6300-356.38-12	FIREFLOW TEST REFUND NOT W/IN SERVICE AREA	95.00
190965	4/4/2024	PATRICIA BARRAZA	24-71000015		001-2800-441.23-01	NOTICE OF ENVIRONMENTAL REPORT 032444	365.47	
190966	4/4/2024	RECORD GAZETTE, THE	00199268		002-0000-222.31-42	NOTICE OF ENVIRONMENTAL REPORT 032444	365.47	
					002-2800-361.41-02	NOTICE OF ENVIRONMENTAL REPORT 032444	(365.47)	
					700-5300-480.33-04	LEGAL SERVICES FEBRUARY 2024	16,707.61	
190967	4/4/2024	RICHARDS WATSON GERSON	247124		700-5300-480.33-04	LEGAL SERVICES FEBRUARY 2024	550.00	
					700-5300-480.33-04	LEGAL SERVICES FEBRUARY 2024	1,518.00	
					700-5300-480.33-04	LEGAL SERVICES FEBRUARY 2024	6,083.20	
					700-5300-480.33-04	LEGAL SERVICES FEBRUARY 2024	418.00	
					700-5300-480.33-04	LEGAL SERVICES FEBRUARY 2024	594.00	
					700-5300-480.33-04	LEGAL SERVICES FEBRUARY 2024	2,750.00	
					700-5300-480.33-04	LEGAL SERVICES FEBRUARY 2024	2,433.80	
					700-5300-480.33-04	LEGAL SERVICES FEBRUARY 2024	1,056.00	
					700-5300-480.33-04	LEGAL SERVICES FEBRUARY 2024	3,535.49	
					002-0000-222.34-01	LEGAL SERVICES FEBRUARY 2024	1,243.20	
					002-2800-361.41-02	LEGAL SERVICES FEBRUARY 2024	(1,243.20)	
					002-2800-441.33-04	LEGAL SERVICES FEBRUARY 2024	1,243.20	
					700-5300-480.33-04	LEGAL SERVICES FEBRUARY 2024	490.00	
					700-5300-480.33-04	LEGAL SERVICES FEBRUARY 2024	4,987.80	
					700-5300-480.33-04	LEGAL SERVICES FEBRUARY 2024	235.20	
					700-5300-480.33-04	LEGAL SERVICES FEBRUARY 2024	308.00	
					002-0000-222.34-01	LEGAL SERVICES FEBRUARY 2024	724.00	
					002-2800-361.41-02	LEGAL SERVICES FEBRUARY 2024	(724.00)	
					002-2800-441.33-04	LEGAL SERVICES FEBRUARY 2024	724.00	
					002-0000-222.31-37	LEGAL SERVICES FEBRUARY 2024	8,637.09	
002-2800-361.41-02	LEGAL SERVICES FEBRUARY 2024	(8,637.09)						
002-2800-441.33-04	LEGAL SERVICES FEBRUARY 2024	8,637.09						
700-5300-480.33-04	LEGAL SERVICES FEBRUARY 2024	220.00						
002-0000-222.31-51	LEGAL SERVICES FEBRUARY 2024	325.80						
002-2800-361.41-02	LEGAL SERVICES FEBRUARY 2024	(325.80)						
002-2800-441.33-04	LEGAL SERVICES FEBRUARY 2024	325.80						
700-5300-480.33-04	LEGAL SERVICES FEBRUARY 2024	16,156.50						
190968	4/4/2024	RINCON CONSULTANTS, INC.	55006	032652	001-2800-441.33-11	BANNING HOUSING EL 02/24	2,307.25	
190969	4/4/2024	SATEC, INC	35259	032779	670-7000-473.30-17	EXPERT POWER SERVICES	79,115.00	
190970	4/4/2024	SORIANO, NATLLELY	FUEL 3/18-22		001-2200-421.23-06	RECORDS CLERK COURSE FUEL 3/18-22 N SORIANO	51.15	
190971	4/4/2024	STATE WATER RESOURCES CONTROL	FY24 CERT 4886		660-6300-471.41-04	CERT RENEWAL GRADE D4 P GERDES OP#4886	155.00	
190972	4/4/2024	TAYLOR'S PROPERTY PRESERVATION	101	032789	001-2740-442.23-39	HENDON BUILD HAYS & 1ST EMERGENCY CLEAN UP	297.00	
190973	4/4/2024	TIME WARNER/CHARTER	0051007032524		001-2060-446.26-09	CITY HALL 3/25/24-4/24/24	152.43	
190974	4/4/2024	U.S. BANK	7269531		001-1900-412.33-11	ADMIN FEES-CUSTODY ACCT 03/01/2024-02/28/2025	2,930.00	

**City of Banning
Warrant List Detail April 2024**

Warrant Number	Warrant Date	Vendor Name	Invoice Number	P.O. Number	Account Number	Payment Description	Warrant Amount		
190975	4/4/2024	UNDERGROUND SERVICE ALERT	23-2424908		100-4900-431.30-13	CA STATE FEE - REG COSTS APRIL 2024	14.09		
					660-6300-471.45-08	CA STATE FEE - REG COSTS APRIL 2024	14.09		
					670-7000-473.45-05	CA STATE FEE - REG COSTS APRIL 2024	14.10		
					320240044	100-4900-431.30-13	52 NEW TICKETS APRIL 2024	33.67	
					660-6300-471.45-08	52 NEW TICKETS APRIL 2024	33.67		
					670-7000-473.45-05	52 NEW TICKETS APRIL 2024	33.66		
190976	4/4/2024	UNITED WATER WORKS, INC	S100128911.001		660-0000-131.00-00	METER BOXES & LIDS PO NUM 032200	2,665.74		
190977	4/4/2024	VIGILANT LLC	21404	032607	703-3700-480.33-11	MNDR: CITY HALL & PD	5,364.34		
				032607	703-3700-480.33-11	MEDR: CONTRACTED AMOUNT	2,835.60		
190978	4/4/2024	WALLACE, COLLEEN	MILEAGE MAR24		001-1000-411.23-05	MONTHLY MEETINGS MARCH 2024	236.85		
190979	4/4/2024	WILLDAN ENGINEERING	002-30563	030055	001-2700-442.33-11	B&S SERVICES DEC23	36,137.50		
				030055	001-2700-442.33-11	PARDEE HOME REV/INSP DEC	15,960.00		
190980	4/4/2024	WILLDAN FINANCIAL SERVICES	010-57884		375-4900-431.33-19	2004-1 FAIR OAKS ADMIN 4/2024-6/2024 4/4 FY23-24	802.91		
190981	4/4/2024	WITTMAN ENTERPRISES, LLC	240301202	032553	001-2400-422.33-11	BILLING SVC PERFORMED MAR 2024	3,704.50		
190982	4/8/2024	IBEW LOCAL 47 RETIREE MEDICAL TRUST	20240405		001-0000-204.80-10	PAYROLL SUMMARY	3,075.94		
190983	4/8/2024	PARS	20240405		001-0000-204.25-00	PAYROLL SUMMARY	220.28		
190984	4/11/2024	AB FENCE COMPANY, INC	2024-8	032725	001-3600-461.30-07	FENCE AND FABRIC INSTALL	2,810.00		
190985	4/11/2024	ALLGOOD DRIVING SCHOOL, INC	MARCH 2024		001-4000-461.23-15	DRIVING CLASS INSTRUCTION MARCH 2024	27.30		
190986	4/11/2024	AMAZON BUSINESS	11P1-GKRV-Y3H7	032381	001-2700-442.36-00	OFFICE SUPPLIES	43.09		
				032292	705-4500-412.36-00	HP TONER 414X YELLOW	519.12		
				032381	001-2700-442.36-00	OFFICE SUPPLIES	100.56		
				032296	001-5400-446.41-60	SUPPLIES-DISASTER EXPO	220.46		
				032381	001-2700-442.36-00	OFFICE SUPPLIES	66.73		
				032296	001-4000-461.36-09	FLAG FOOTBALL BELTS	36.62		
				032292	705-4500-412.36-00	HP TONERS (4) CLEANING SUPPLIES	1,301.34		
				032381	001-2700-442.36-00	OFFICE SUPPLIES	268.84		
				032296	001-4000-461.36-09	PEEWEE FOOTBALLS	142.80		
				032292	001-1200-412.36-00	OFFICE SUCCULENTS	10.76		
				032296	001-4000-461.36-09	FOOTBALL SUPPLIES	142.92		
				032381	001-2700-442.36-00	OFFICE SUPPLIES	101.46		
				032299	001-1910-412.89-48	KEYBOARD/MOUSE	50.63		
				032464	001-2200-421.33-31	STAND BY FEE MAY24	1,021.02		
				032351	761-3110-480.25-02	UNIFORM-FSR	92.70		
				031887	001-2800-441.23-02	ARCHIVE SCANNING ORG INV 6/26/23	3,939.60		
				031887	001-2800-441.23-02	FILE SHREDDING	634.72		
190987	4/11/2024	AMERICAN FORENSIC NURSES	78596		001-4000-461.23-15	GUITAR INSTRUCTION MARCH 2024	168.00		
190988	4/11/2024	ARAMARK UNIFORM & CAREER APPAREL	5880570441	032351	001-2200-421.26-05	MONTHLY SERVICE 2/1/24-2/29/24	660.19		
190989	4/11/2024	ARC DOCUMENT SOLUTIONS	12146625	031887	001-2800-441.23-02	ARCHIVE SCANNING ORG INV 6/26/23	3,939.60		
					12405351	001-2800-441.23-02	FILE SHREDDING	634.72	
					MARCH 2024	001-4000-461.23-15	GUITAR INSTRUCTION MARCH 2024	168.00	
					000021356883	001-2200-421.26-05	MONTHLY SERVICE 2/1/24-2/29/24	660.19	
					000021357730	MONTHLY SERVICE 2/1/24-2/29/24	463.32		
					000021357986	MONTHLY SERVICE 2/1/24-2/29/24	214.97		
					000021448185	MONTHLY SERVICE 2/22/24-3/21/24	194.57		
190992	4/11/2024	AT&T MOBILITY LLC	287332160118324		001-2200-421.26-05	MONTHLY SERVICE 2/9/24-3/8/24	1,207.20		
					992351038X31924	001-2200-421.26-05	MONTHLY SERVICE 2/12/24-3/11/24	1,753.91	
					1086535	032804	702-3800-480.30-05	WINDSHIELD #03	616.25
190993	4/11/2024	AUTO GLASS NOW	CC40393-0030	032373	660-6300-471.23-32	WATER TESTING	84.00		
					CC40887-0030	032373	660-6300-471.23-32	COLIFORMS	242.00
					CC40889-0030	032373	660-6300-471.23-32	WATER TESTING	56.00
					CC41322-0030	032373	660-6300-471.23-32	COLIFORMS	242.00
					CC41324-0030	032373	660-6300-471.23-32	WATER TESTING	84.00
					CC41744-0030	032373	660-6300-471.23-32	COLIFORMS	242.00
					CC41745-0030	032373	660-6300-471.23-32	WATER TESTING	84.00
					190995	4/11/2024	BANNING POLICE OFFICERS ASSOC.	MARCH 2024	
190996	4/11/2024	BANNING VETERINARY HOSPITAL	825623		001-2300-424.33-90	MEDICAL EXAMINATION # 2403120045	16.00		
190997	4/11/2024	BEAUMONT DO IT BEST HOME CENTER	540568	032278	001-3600-461.30-01	NECK GAITER	47.39		
				032188	660-6300-471.45-16	SUPPLIES FOR TANK REPAIR	170.69		
190998	4/11/2024	BENHAR, DIANA T	MARCH 2024		001-4000-461.23-15	ZUMBA INSTRUCTION MARCH 2024	315.00		
190999	4/11/2024	BEST DRILLING AND PUMP INC	8-ADJ	032073	661-0000-232.00-00	DRILL CONS DEV TEST OF C8 RETAINAGE	(274.00)		
					661-6300-471.95-08	DRILL CONS DEV TEST OF C8	5,480.00		
191000	4/11/2024	BIO-TOX LABORATORIES	45699	032466	001-2200-421.33-31	CHP BLOOD DRAWS	96.00		

**City of Banning
Warrant List Detail April 2024**

Warrant Number	Warrant Date	Vendor Name	Invoice Number	P.O. Number	Account Number	Payment Description	Warrant Amount
191001	4/11/2024	BOUSLOG, STACY	TRAVEL 3/18-21		761-3100-480.23-05	CITY OF UKAIH-MILSOFT TRAVEL 3/18-21 BOUSLOG	272.75
191002	4/11/2024	CALIFORNIA LAW ENFORCE ASSN	APRIL 2024		001-0000-204.80-13	POLICE LTD PREMIUMS APRIL 2024	1,088.00
191003	4/11/2024	CANON FINANCIAL SERVICES, INC	32278908	032575	001-2200-421.32-06	PD PRINTER/ RECORDS	332.16
191004	4/11/2024	CDW GOVERNMENT, INC	QD84169	032271	761-3110-480.89-48	GETAC & RECYCLING FEES	2,631.53
191005	4/11/2024	CELL BUSINESS EQUIPMENT (CBE)	IN2717633	032576	001-2200-421.32-06	COPY COUNT FOR RECORDS	95.31
191006	4/11/2024	CINTAS CORPORATION	4187116120	032320	001-3600-461.25-02	UNIFORM-PARKS	51.13
			4187844966	032320	001-3600-461.25-02	UNIFORM-PARKS	51.13
			4187845042	032321	001-4000-461.36-03	CLEANING CHEMICALS	75.68
191007	4/11/2024	CITY OF BANNING (BNG)	FC A&E APR24		001-2200-421.32-02	FC A&E HANGAR RENT APRIL 2024	383.20
			FC C-2 APR24		001-3600-461.32-02	FC C-2 HANGAR RENT APRIL 2024	197.57
191008	4/11/2024	CORNERSTONE DEVELOPMENT CO.	2734	032541	673-7000-473.96-54	SUN LAKES BLVD PROJECT	8,900.00
			2735		673-7000-473.96-39	LINCOLN ST RECOND 032541	41,920.00
			2736		673-7000-473.96-42	MIAS CANYON RECON 032541	16,400.00
191009	4/11/2024	DEBRA SCOTT	67450353		001-0000-218.22-20	REFUND DEBRA SCOTT KARATE DO	12.50
191010	4/11/2024	DEUSENBERRY, DANIEL	MEALS 4/22-24		001-2200-421.23-06	FTO UPDATE COURSE MEALS 4/22-24 DEUSENBERRY	57.50
191011	4/11/2024	FRONTIER COMMUNICATIONS	9511970620APR24		001-2200-421.26-05	951-197-0620 3/27/24-4/26/24	232.60
			9518491595MAR24		001-2200-421.26-05	951-849-1595MAR24 3/13/24-4/12/24	114.17
			9518493260APR24		705-4500-412.26-05	951-849-3260 3/28/24-4/27/24	325.58
			9518496778MAR24		001-2200-421.26-05	951-849-6778 3/1/24-3/31/24	60.99
			9519220196MAR24		001-2200-421.26-05	951-922-0196 3/16/24-4/15/24	1,164.29
191012	4/11/2024	FUN EXPRESS	73033611001		001-0000-201.10-00	SALES TAX	(3.55)
				032445	001-5400-446.41-86	EASTER CRAFTS	49.39
			73036287901	032445	001-5400-446.41-86	FILLED EASTER EGGS	349.99
191013	4/11/2024	GALLS, LLC	027383151	032465	001-2200-421.36-04	UNIFORM-N GRANT	203.36
			027383224	032465	001-2200-421.36-04	UNIFORM-N GRANT	178.34
			027492435	032465	001-2200-421.36-04	UNIFORM-MORGAN	305.58
			027517269	032465	001-2200-421.36-04	UNIFORM-LOPEZ	268.60
191014	4/11/2024	GAS COMPANY, THE	07702683751MR24		001-2200-421.26-06	125 E RAMSEY 2/14/24-3/15/24	1,122.59
191015	4/11/2024	GLOVER, ELIZABETH	000059717		001-0000-218.22-22	UB CR REFUND-FINALS 000002490	109.04
191016	4/11/2024	HAAKER EQUIPMENT COMPANY	C1ABX3	032327	680-8000-454.45-16	GASKET CAP AND BASKET	344.79
191017	4/11/2024	HASKELL REAL ESTATE INC	467 E HOFFER		810-9700-490.90-60	ERF GRANT REHOUSING 467 E HOFFER	0.00
191018	4/11/2024	HERNANDEZ, CARLA	MARCH 2024		001-4000-461.23-15	GRANITE MOUNTAIN FEES MARCH 2024	70.00
						KARATE INSTRUCTION MARCH 2024	1,050.00
191019	4/11/2024	HUERTA JR., GILBERT	MARCH 2024		001-4000-461.23-15	KUNG FU & TAI CHI MARCH 2024	227.50
						SPEC NEEDS MOVEMENT MARCH 2024	196.00
191020	4/11/2024	I.B.E.W. LOCAL 47	MARCH 2024		001-0000-204.53-00	GEN/UTILITY UNION DUES MARCH 2024	10,777.68
191021	4/11/2024	I.B.E.W. LOCAL 47 (PAC)	MARCH 2024		001-0000-204.80-01	PAC DUES MARCH 2024	40.00
191022	4/11/2024	INFOSEND, INC	259070	032788	761-3100-480.23-02	UB BILL SRVC 3/22/24	102.06
					761-3100-480.23-04	UB BILL SRVC 3/22/24	867.60
					761-3100-480.33-11	UB BILL SRVC 3/22/24	215.36
191023	4/11/2024	INNOVATIVE EMERGENCY EQUIPMENT	32667	032331	702-3800-480.30-05	REPAIRS #03	135.02
191024	4/11/2024	JILL LOCKART-RUIZ	67346990		001-0000-218.22-20	REFUND JILL LOCKART-RUIZ LACE-UP BASKETBALL SKILLS	20.00
191025	4/11/2024	KOLLER, MARIE	MARCH 2024		001-4000-461.23-15	DRAMA INSTRUCTION MARCH 2024	21.00
191026	4/11/2024	KOSMONT & ASSOCIATES, INC	2109.6-018	031338	001-1210-412.33-11	CRIA FORMATION	962.00
191027	4/11/2024	LEXISNEXIS RISK SOLUTIONS	160860120240331	032332	001-2200-421.30-17	SOFTWARE FOR DB	112.55
191028	4/11/2024	LINCOLN FINANCIAL GROUP	FEBRUARY 2024		001-0000-204.14-00	LINCOLN LTD FEBRUARY 2024	3,316.10
						LINCOLN STD FEBRUARY 2024	4,558.83
					001-0000-204.30-00	LINCOLN GROUP LIFE FEBRUARY 2024	2,366.53
						LINCOLN VOL LIFE BUY-UP FEBRUARY 2024	1,438.25
191029	4/11/2024	MARIPOSA LANDSCAPES, INC	106903	030833	001-3600-461.23-29	LANDSCAPE MAINT MARCH 2024	8,277.41
					001-4000-461.23-29	LANDSCAPE MAINT MARCH 2024	723.53
					001-4010-461.23-29	LANDSCAPE MAINT MARCH 2024	735.00
					001-4050-461.23-29	LANDSCAPE MAINT MARCH 2024	555.58
			106905	032405	660-6300-471.45-07	BRINTON & SUNSET RESERVOIR	1,908.11
191030	4/11/2024	MORGAN, DEIDRA J	MARCH 2024		001-4000-461.23-15	TOT TIME INSTRUCTION MARCH 2024	143.50
191031	4/11/2024	N2W ENGINEERING, INC	0492	032037	680-8000-454.90-10	WWTP OWNER ADVISOR	63,443.25
191032	4/11/2024	PARRA, JOSE JESUS & GUADALUPE	000058641		001-0000-218.22-22	UB CR REFUND-FINALS 000000380	100.56
191033	4/11/2024	PRESS-ENTERPRISE, THE	0011648191	032597	660-6300-471.23-01	RFP 23-054 SCADA MAINT & ADVISORY	126.17

**City of Banning
Warrant List Detail April 2024**

Warrant Number	Warrant Date	Vendor Name	Invoice Number	P.O. Number	Account Number	Payment Description	Warrant Amount
191033	4/11/2024	PRESS-ENTERPRISE, THE	0011657674	032597	680-8000-454.23-01	RFQ 24-063 WWTP DESIGN & CONSTRUCTION	147.37
			0011659279	032597	690-9600-453.23-01	RFP 24-065 PUBLIC RELATNS	136.77
191034	4/11/2024	PULVER, JODEANE V	MARCH 2024		001-4000-461.23-15	YOGA INSTRUCTION MARCH 2024	301.00
191035	4/11/2024	QUINN COMPANY	PCA00418595	031627	702-3800-480.38-52	CAT EXTREME APPLIC #625	115.89
191036	4/11/2024	RACEWAY FORD INC	3751350	032649	702-3800-480.38-52	PARTS #30	477.52
191037	4/11/2024	RECORD GAZETTE, THE	00200682	032184	001-1400-412.23-01	PUBLIC NOTICE ROH SC	143.21
191038	4/11/2024	RIVERSIDE COUNTY SHERIFF-PSEC	PE0000001596		001-2200-421.26-07	CNTY OF RIV PUBLIC SAFETY 2/1/24-2/29/24	4,865.29
191039	4/11/2024	ROBERT HALF INTERNATIONAL	63420653	032737	761-3100-480.33-11	TEMP SERVICES-Z HOLLINS	1,718.80
191040	4/11/2024	ROCKWELL, AMBER	MEALS 4/23-26		675-7020-473.23-06	UTILITY FORUM 2024 MEALS 4/23-26 ROCKWELL	108.25
191041	4/11/2024	SAN BERNARDINO PUBLIC EMPLOYEES	MARCH 2024		001-0000-204.51-00	TEAMSTER DUES MARCH 2024	2,779.12
191042	4/11/2024	SC FUELS	IN-0000466778		702-3800-480.36-11	CLR CARB ULS #2	4,223.97
						UNL ETH 10	29,805.75
191043	4/11/2024	SCPPA	0424		670-7000-473.23-06	SCPPA-FY 23-24 A&G TRAINING BUDGET	6,112.00
				032630	675-7020-473.33-11	EE PROGRAM SUPPORT SERVIC	328.75
191044	4/11/2024	SDS REALTY	000110945		001-0000-218.22-22	UB CR REFUND-FINALS 000006246	99.34
191045	4/11/2024	SHRED-IT USA, LLC	8006526857	032398	001-2200-421.23-07	PD SHRED IT	154.14
191046	4/11/2024	SMART & FINAL	423622	032281	001-4000-461.36-09	SNACKS AND WATER	43.69
191047	4/11/2024	SMITH, BRANDON	032624		001-2200-421.23-05	DISPATCH DINNER TICKETS (9)	405.00
191048	4/11/2024	SOMERS-HILL, SHARON	000111019		001-0000-218.22-22	UB CR REFUND-FINALS 000014648	205.23
191049	4/11/2024	SOUTH COAST AIR QUALITY	4321919		001-2200-421.41-04	AQMD FEE 7 STATE FEE JUL 2023-JUN 2024	251.11
191050	4/11/2024	STAPLES BUSINESS ADVANTAGE	3536053855	032186	001-1400-412.36-00	DAMAGED ITEMS-RETURN	(64.31)
			3547213084	032186	001-1400-412.36-00	FRAMES-RETURN	(28.41)
			3561947177	032186	001-1400-412.36-00	MAILING LABELS, COVERS	43.87
					705-4500-412.36-00	OFFICE SUPPLIES	40.37
			3562257595	032341	705-4500-412.36-00	PENS, POST IT NOTES	39.43
191051	4/11/2024	STATE OF CALIFORNIA DOJ	719550	032502	001-2200-421.33-94	FEB LIVESCANS	1,157.00
			723686	032502	001-2200-421.33-31	CHP BLOOD ANALYSIS	70.00
			723747	032502	001-2200-421.33-31	CHP BLOOD ANALYSIS	70.00
			724447	032502	001-2200-421.26-05	CLETS BILLING	1,876.98
191052	4/11/2024	TAYLOR, ROBERT M	000054535		001-0000-218.22-22	UB CR REFUND-FINALS 000002948	279.02
191053	4/11/2024	TELEPACIFIC COMMUNICATIONS	178147865-0		705-4500-412.26-05	CENTRAL PHONE SERVICE MARCH 2024	1,318.68
191054	4/11/2024	TEXAS LIFE INSURANCE COMPANY	FEBRUARY 2024		001-0000-204.30-00	TEXAS LIFE INSURANCE FEBRUARY 2024	6,304.86
191055	4/11/2024	TRENCH SHORING COMPANY	RI20390797	032226	660-6300-471.32-05	VARIOUS SUPPLIES	1,022.20
			RI20390810	032226	660-6300-471.32-05	RENTAL - TREN-SHORE	34.00
191056	4/11/2024	TURBO DATA SYSTEMS INC	42535	032753	001-2200-421.23-45	CITATIONS PROCESSING	151.39
191057	4/11/2024	VEOLIA WATER CONTRACT OPERATIONS US	9000147091	031245	680-8000-454.23-38	O&M FEE- APR	73,434.00
191058	4/11/2024	VIRTUAL PROJECT MANAGER, LLC	12-4005	032629	660-6300-471.30-17	WEB BASED PROJECT	249.90
					670-7000-473.30-17	WEB BASED PROJECT	500.10
					680-8000-454.30-17	WEB BASED PROJECT	250.00
191059	4/11/2024	VISION SECURITY SYSTEMS	20448	032697	704-3200-412.23-19	ALARM MONITORING SERVICES	70.00
191060	4/11/2024	WALLACE, COLLEEN	MEALS 4/16-19		001-1000-411.23-05	LOCC LEADERS SUMMIT MEALS 4/16-19 TV2424	196.50
191061	4/11/2024	WESTERN AUDIO VISUAL & SECURITY	20547	032547	001-2200-421.90-46	PD AUDIO VISUAL SECURITY	14,616.01
191062	4/11/2024	WESTERN WATER WORKS SUPPLY CO	1408060-00		660-0000-131.00-00	INVENTORY PO NUM 032418	297.28
191063	4/11/2024	WESTRUX INTERNATIONAL INC	04P239949	032404	702-3800-480.38-52	NEW RET PART CREDIT	(71.03)
			04P239951	032404	702-3800-480.38-52	SHOES CORE CREDIT	(52.36)
			04P240262	032404	702-3800-480.38-52	#339 CONNECTOR/PARTS	95.29
			04P245676	032404	702-3800-480.38-52	FITTING #223	100.18
			04P246007	032404	702-3800-480.38-52	BRAKE SHOE KIT #242	282.34
191064	4/11/2024	YOUNG, CARLA	MEALS 4/23-26		675-7020-473.23-06	UTILITY FORUM 2024 MEALS 4/23-26 YOUNG	108.25
191065	4/18/2024	ALGIERS, LYNETTE	MILEAGE 3/18-21		761-3100-480.23-05	CITY OF UKAIH-MILSOFT MILEAGE 3/18-21 ALGIERS	16.95
191066	4/18/2024	ALLISON MECHANICAL INC	85453	032714	704-3200-412.30-21	ROTARY ACTUATOR RPLCMNT	984.00
191067	4/18/2024	AMAZON BUSINESS	13WW-PTHQ-6XHM	032294	670-7000-473.36-00	GRAPH PAPER & BOXES	48.16
			177K-4Q7L-KXYF	032293	690-9600-453.41-46	COOLERS	239.18
			1CP4-FT3N-3DG1	032292	001-1400-412.36-00	SPACE HEATER FOR OFFICE	29.08
			1CRG-YTYT-HLF6	032293	690-9600-453.36-00	OFFICE SUPPLIES	310.82
			1FH6-LGP6-7HKX	032298	761-3100-480.36-00	OFFICE SUPPLIES	258.62
			1FRL-1Y69-4R61	032293	690-9600-453.36-00	LYSOL WIPES	16.13
			1JD7-4TF9-9KJ6	032296	001-4000-461.36-09	PARTY BOX SPEAKER	430.96

**City of Banning
Warrant List Detail April 2024**

Warrant Number	Warrant Date	Vendor Name	Invoice Number	P.O. Number	Account Number	Payment Description	Warrant Amount			
191067	4/18/2024	AMAZON BUSINESS	1KD7-XRJK-X4G1	032292	001-1210-412.89-46	STANDING DESK, LOPEZ	560.03			
			1KP3-GLK3-7QMJ	032296	001-4000-461.36-09	FIELD PAINT	95.86			
			1KX7-7DVY-7FN9	032293	690-9600-453.41-46	FOLDING TABLE	86.17			
			1LJD-MQQW-1G99	032293	690-9600-453.36-00	OFFICE SUPPLIES	93.23			
			1LXL-FM7H-3GGV	032293	690-9600-453.36-00	OFFICE SUPPLIES	80.80			
			1PX7-3TQF-4XHQ	032381	001-2700-442.36-00	OFFICE SUPPLIES	24.22			
			1RMY-7T79-37L3	032292	001-1400-412.36-00	DIVIDER TABS FOR ELECTION	54.98			
			1XDP-GPVM-4YTG	032292	001-1400-412.36-00	CITY COUNCIL SNACKS	30.98			
			5904903-03		670-0000-131.00-00	SOLVENT ALL PURPOSE 20 OZ PO NUM 032720	460.05			
			5963796-00	032747	670-7000-473.45-16	PHASE TESTER CORDLESS	3,834.97			
191068	4/18/2024	ANIXTER, INC	5963871-00	032759	670-7000-473.45-16	CUTTER CABLE URGD	3,649.60			
			5995644-00		670-0000-131.00-00	SLEEVE TRIPLEX NEUTRAL PO NUM 032794	413.76			
			5880576408	032351	761-3110-480.25-02	UNIFORM-FSR	92.70			
			269928	032741	100-4900-431.23-27	TEMP PERSONNEL SRVCS	1,337.60			
191069	4/18/2024	ARAMARK UNIFORM & CAREER APPAREL								
191070	4/18/2024	ATWORK PERSONNEL SERVICES								
191071	4/18/2024	AUTO GLASS NOW	1438757	032804	702-3800-480.30-05	WINDSHIELD #96	465.61			
191072	4/18/2024	AVILA, SOL	TUITION APR24		001-2200-421.25-09	TUITION REIMBURSEMENT INTRO CRIMNAL JUS-S AVILA	459.00			
191073	4/18/2024	BARR DOOR, INC	33990	032693	704-3200-412.30-02	STATION #89 BAY DOOR	480.00			
191074	4/18/2024	BEAUMONT DO IT BEST HOME CENTER	540706	032304	704-3200-412.30-02	TOOLS/SUPPLIES	19.30			
			540737	032304	704-3200-412.30-02	TOOLS/SUPPLIES	204.27			
			540821	032278	001-3600-461.38-54	CONCRETE AND SUPPLIES	57.92			
			540848	032304	704-3200-412.30-02	TOOLS/SUPPLIES	256.84			
			540942	032304	704-3200-412.30-02	CART	8.96			
			541039	032278	001-3600-461.38-54	PRIMER	83.09			
			BA_7221_2024	032727	660-6300-471.33-11	WWTP GRANT SWRCB CWSRF-WTF UPGRADES	900.00			
191075	4/18/2024	BLAIS & ASSOCIATES, LLC	BA_7293_2024	032723	705-4500-412.33-11	PUBLIC WORKS GRANTS	3,520.00			
			BA_7294_2024	031320	100-4900-431.33-11	RAMSEY/OMAR HSIP BCA GRANT (STREETS)	610.00			
			BA_7295_2024	031313	100-4900-431.33-11	RAMSEY PEDESTRIAN HSIP BCA GRANT (STREETS)	445.00			
			603162138		670-7010-473.27-08	INTEREST -Q4 2023 RETURN	84.12			
191076	4/18/2024	CALIFORNIA DEPT OF TAX AND FEE ADMN	JAN-MAR 2024		670-7010-473.27-08	QUARTERLY ENERGY TAXES JAN-MAR 2024	9,480.00			
			32380356	032336	001-4000-461.32-06	COPIER LEASE APRIL 2024	178.45			
191077	4/18/2024	CANON FINANCIAL SERVICES, INC			660-6300-471.32-06	COPIER LEASE APRIL 2024	178.45			
					670-7000-473.32-06	COPIER LEASE APRIL 2024	712.01			
					705-4500-412.32-06	COPIER LEASE APRIL 2024	524.76			
					761-3100-480.32-06	COPIER LEASE APRIL 2024	127.70			
					001-1300-412.89-48	HR LAPTOP SERIAL NO: 15Y8YW3	1,461.54			
					690-9600-453.36-00	DELL ADAPTER	89.84			
191078	4/18/2024	CDW GOVERNMENT, INC	MQ95186	032571	001-1300-412.89-48	HR LAPTOP SERIAL NO: 15Y8YW3	1,461.54			
			QH75944	032212	690-9600-453.36-00	DELL ADAPTER	89.84			
191079	4/18/2024	CHANDLER ASSET MANAGEMENT INC	2403BANNING	032081	001-4500-412.33-11	ASSET AND INVESTMENT MGMT MARCH 2024	2,036.62			
191080	4/18/2024	CINTAS CORPORATION	4187844983	032319	100-4900-431.25-02	UNIFORM-STREETS	89.68			
					704-3200-412.25-02	UNIFORM-BUILDING MAINT	4.52			
			4188547888	032431	702-3800-480.25-02	UNIFORM-FLEET	74.21			
			4188548055	032432	610-5800-434.25-02	UNIFORM-TRANSIT	106.96			
					610-5850-434.25-02	UNIFORM-DAR	11.13			
			4189275261	032431	702-3800-480.25-02	UNIFORM-FLEET	74.21			
			4189275330	032432	610-5800-434.25-02	UNIFORM-TRANSIT	106.96			
					610-5850-434.25-02	UNIFORM-DAR	11.13			
			191081	4/18/2024	CITY OF BANNING (BNG)	FC D-2 APR24		001-3000-442.32-02	HANGAR FC D-2 APRIL 2024	197.57
			191082	4/18/2024	COUTS HEATING & COOLING, INC	12465168	032374	704-3200-412.30-21	SERVICE CALL-BANNING PD	1,168.30
191083	4/18/2024	CTC TECHNOLOGY AND ENERGY	SIN003652	032724	673-7000-473.33-11	BROADBAND FEASIBILITY STUDY	23,443.75			
191084	4/18/2024	CURRY, ANITA	TRAVEL 3/14		761-3100-480.25-05	LCW PUBLIC SVC CONF TRAVEL 3/14 CURRY	58.58			
191085	4/18/2024	DANIEL R HOUSER INC	20230137		761-3100-480.33-11	WA ARREARAGE PAYMENT PROGRAMMING/ADJ PROJECT	900.00			
191086	4/18/2024	DIAMOND ENVIRONMENTAL SERVICES	0005176959		690-9600-453.33-11	BULKY ITEM DAY 032191	75.00			
191087	4/18/2024	DOCUSIGN, INC	111100305497	032143	705-4500-412.30-17	ENTERPRISE PRO EDITION 4/1/24-3/31/25	18,909.45			
191088	4/18/2024	EFS WEST INC	240041	032650	610-0000-232.00-00	CNG FUELING STATION RETAINAGE	(2,277.25)			
					610-5800-434.90-56	CNG FUELING STATION	45,545.00			
					673-7000-473.96-25	SAN GORGONIO SUBSTATION	5,971.23			
191089	4/18/2024	ELECTRIC POWER SYSTEMS INT, INC.	INV_00147655	031284	673-7000-473.96-25	SAN GORGONIO SUBSTATION	5,971.23			
			INV_00147690	031284	673-7000-473.96-25	SAN GORGONIO SUBSTATION	2,931.10			
191090	4/18/2024	ESTRADA, CIOMARA	MEALS 3/14		761-3100-480.23-05	LCW PUBLIC SVC CONF MEALS 3/14 ESTRADA	16.50			
191091	4/18/2024	FERRELLGAS LP	1126331789	032414	660-6300-471.36-08	GAS TANK RENTAL	712.98			

**City of Banning
Warrant List Detail April 2024**

Warrant Number	Warrant Date	Vendor Name	Invoice Number	P.O. Number	Account Number	Payment Description	Warrant Amount		
191092	4/18/2024	FRONTIER COMMUNICATIONS	2091885918APR24		001-2200-421.26-05	209-188-5918 3/28/24-4/27/24	43.23		
					001-2400-422.26-05	209-188-5918 3/28/24-4/27/24	604.86		
					001-4000-461.26-05	209-188-5918 3/28/24-4/27/24	342.75		
					610-5800-434.26-05	209-188-5918 3/28/24-4/27/24	393.55		
					660-6300-471.26-05	209-188-5918 3/28/24-4/27/24	221.79		
					670-7000-473.26-05	209-188-5918 3/28/24-4/27/24	295.64		
					705-4500-412.26-05	209-188-5918 3/28/24-4/27/24	116.75		
191093	4/18/2024	G & G ENVIRONMENTAL COMPLIANCE, INC	BANNING-0324	032642	660-6300-471.23-37	PRETREATMENT AND NPDES	90.00		
					680-8000-454.23-40	PRETREATMENT AND NPDES	720.92		
191094	4/18/2024	GARCIA, EDITH	EYEWEAR FY24		670-7000-473.25-10	EYEWEAR REIMBURSEMENT- E GARCIA	249.98		
191095	4/18/2024	GARDA CL WEST INC	10773706	031919	761-3100-480.23-43	ARMORED SERVICE APR 24	1,232.92		
					20598588	031919	761-3100-480.23-43	EXCESS ITEMS-MARCH 24	43.46
191096	4/18/2024	GAS COMPANY, THE	12662493001AP24		001-2400-422.26-06	3900 W WILSON 3/8/24-4/8/24	122.60		
			13392459007MR24		600-5100-435.26-06	408 S HATHAWAY AIRPORT 2/21/24-3/21/24	121.15		
191097	4/18/2024	GONZALEZ, GENE	MEALS 4/21-25		001-2700-442.23-05	2024 CALBO ANN BUSINESS MEALS 4/21-25 GONZALEZ	167.75		
191098	4/18/2024	H & L CHARTER CO, INC	29484	032739	001-4000-461.42-31	OEP CHARTER BUS	1,633.00		
191099	4/18/2024	HOME DEPOT #8987	5363637		704-3200-412.30-02	TOOLS/SUPPLIES	242.11		
					5614794	032291	761-3110-480.36-00	MTR SRVC SUPPLIES	8.92
					8010034	032194	704-3200-412.30-02	TOOLS/SUPPLIES	113.91
191100	4/18/2024	IBEW LOCAL 47 RETIREE MEDICAL TRUST	20240419		001-0000-204.80-10	PAYROLL SUMMARY	3,077.76		
191101	4/18/2024	ICMA	191989-2025		001-1200-412.23-03	ICMA MEMBERSHIP-SCHULZE 7/1/24-6/30/25	1,200.00		
191102	4/18/2024	IMEG CONSULTANTS CORP	24000102.00-1	032682	810-9700-490.90-60	SOUND WALL DESIGN	16,005.00		
191103	4/18/2024	INFOSEND, INC	259225		761-3100-480.23-02	PAPER SUPPLIES/ENVELOPES	177.69		
					761-3100-480.23-04	POSTAGE	1,439.94		
					761-3100-480.33-11	PROF SVCS/DATA ENTRY	348.18		
					260371	032788	761-3100-480.23-02	UB BILL SRVC 4/5/24	290.82
							761-3100-480.23-04	UB BILL SRVC 4/5/24	2,235.11
							761-3100-480.33-11	UB BILL SRVC 4/5/24	708.50
191104	4/18/2024	INNOVATIVE FEDERAL STRATEGIES	COB032024	032524	705-4500-412.33-11	FEDERAL LOBBYING	4,500.00		
191105	4/18/2024	INVOICE CLOUD INC	IC620172443	032801	761-3100-480.33-11	PLATFORM CONVERSION	4,000.00		
191106	4/18/2024	JESSE RAMOS	REF#2024002827		001-2400-351.35-14	REFUND-OVERPAYMENT 2/14/24 #2024002827	400.00		
					001-2400-351.35-14	REFUND-OVERPAYMENT 3/1/24 #2024012225	400.00		
191107	4/18/2024	JOE A GONSALVES & SON	161241	032066	001-1000-411.33-11	STATE LOBBYING SERVICES DECEMBER 2023	1,400.00		
					660-6300-471.33-11	STATE LOBBYING SERVICES DECEMBER 2023	1,400.00		
					670-7000-473.33-11	STATE LOBBYING SERVICES DECEMBER 2023	350.00		
					680-8000-454.33-11	STATE LOBBYING SERVICES DECEMBER 2023	350.00		
					001-0000-218.22-20	FLAG FOOTBALL-REFUND J MARTINEZ	40.00		
191108	4/18/2024	JULIE MARTINEZ	67545701		001-0000-218.22-20	FLAG FOOTBALL-REFUND J MARTINEZ	40.00		
191109	4/18/2024	KEN GRODY FORD REDLANDS	272097		702-3800-480.30-05	LABOR ALIGNMENT #30	351.97		
					272098	032317	702-3800-480.30-05	REPAIRS #27	1,482.87
191110	4/18/2024	ONESOURCE DISTRIBUTORS	S7017858.031		670-0000-131.00-00	HOWARD 300 KVA PO NUM 032798	31,975.89		
					S7195018.007		670-0000-131.00-00	ALCOA 392.6 PG CLAMP PO NUM 032796	130.65
					S7197911.003	032252	660-6300-471.45-16	3" LOCK (200)	377.13
					S7213481.009		670-0000-131.00-00	PV 6 PVC SCH 80 CONDUIT PO NUM 032795	3,609.63
					S7272686.012		670-0000-131.00-00	ELAST 164J4 15 KV PO NUM 032498	22,401.23
					S7272686.013		670-0000-131.00-00	ELAST 164J3 PO NUM 032498	17,391.11
					S7317589.001	032540	670-7000-473.45-16	GRN 8018 SHEAVE UNIT-HOOK	1,379.20
					S7361105.003		670-0000-131.00-00	B-LINE B2020PAZN PO NUM 032641	1,404.52
					S7413659.001		670-0000-131.00-00	VINYL ELECTRICAL TAPE PO NUM 032738	1,877.54
		670-0000-131.00-00	WIC 12 THHN PO NUM 032765	323.25					
191111	4/18/2024	ONLINE UTILITY EXCHANGE	1248186	032290	761-3100-480.23-51	UB CREDIT CHECKS- 3/24	490.32		
191112	4/18/2024	PALLET PBC	INV201466	032805	810-9700-490.90-59	OPV REPLACEMENT PARTS	9,743.85		
191113	4/18/2024	PAPER RECYCLING & SHREDDING	570316	032775	761-3100-480.33-11	ON-SITE SHREDDING DOCS	492.00		
191114	4/18/2024	PARKHOUSE TIRE, INC.	2010894188	032427	702-3800-480.38-52	TIRE #232	403.33		
191115	4/18/2024	PARS	20240419		001-0000-204.25-00	PAYROLL SUMMARY	264.31		
191116	4/18/2024	PARTS AUTHORITY	062-090975	032423	702-3800-480.38-52	BCI GROUP 48 #505	234.63		
					062-092720	032423	702-3800-480.38-52	OIL FILTER #15	27.84
					062-117271	032423	702-3800-480.38-52	OIL FILTER FA GEN	12.41
					064-611288	032423	702-3800-480.38-52	DRIVE BELT #243	39.26

**City of Banning
Warrant List Detail April 2024**

Warrant Number	Warrant Date	Vendor Name	Invoice Number	P.O. Number	Account Number	Payment Description	Warrant Amount
191116	4/18/2024	PARTS AUTHORITY	091-058742	032423	702-3800-480.38-52	RETURN-BEARING	(42.49)
			091-058790	032423	702-3800-480.38-52	LONGERLIFE MINI	(7.91)
			091-058869	032423	702-3800-480.38-52	CORE CREDITS	(232.75)
			091-058871	032423	702-3800-480.38-52	BCI GROUP CORE	(23.71)
			091-326600	032423	702-3800-480.38-52	PART-LONGERLIFE MINI	7.91
			091-326896	032423	702-3800-480.38-52	OIL FILTER #51	11.58
			091-327053	032423	702-3800-480.38-52	HD COMM BATTERY CYARD	610.04
			091-327054	032423	702-3800-480.38-52	12 VOLT COMMERC #862	171.19
			091-327079	032423	702-3800-480.38-52	12V PASS CAR LT #312	151.13
			091-327270	032423	702-3800-480.38-52	BLUE DEF #320	141.91
			091-327660	032423	702-3800-480.38-52	OIL FILTER SC	11.58
191117	4/18/2024	PRESS-ENTERPRISE, THE	0011660781	032597	101-4900-431.93-16	IFB 2024-21 CW ST OVERLAY	126.17
			0011660782	032597	111-4900-432.23-29	RFB 24-061 LMD NO1	136.77
191118	4/18/2024	PUBLIC AGENCY RETIREMENT SERVICES	55253		001-1900-412.33-11	PARS PLN ID#PH-ARS05A SVC PERIOD 2/29/2024	300.00
191119	4/18/2024	QUADIENT POSTAGE FUNDING	4112024		705-4500-412.23-04	REFILL POSTAGE METER	5,000.00
191120	4/18/2024	QUINN COMPANY	PCA00420942	031627	702-3800-480.38-52	STK/NONSTK (1) #825	41.31
191121	4/18/2024	RECORD GAZETTE, THE	00197459	032184	001-1210-412.23-01	NOFA ENGLISH CDBG	312.17
			00197460	032184	001-1210-412.23-01	NOFA SPANISH CDBG	312.17
			00197819	032444	001-2800-441.23-01	NOTICE OF INTENT TTM	249.57
			00200732	032444	001-2800-441.23-01	KCB TOWERS	199.65
			00200733	032444	001-2800-441.23-01	NOTICE OF PUB HEAR CUP 24	180.45
			00200743	032444	001-2800-441.23-01	PUB HEARING KB HOMES	211.17
			00200745	032444	001-2800-441.23-01	PUB HEARING CUP 23-0022	199.65
			00200827	032184	001-1400-412.23-01	PUBLIC NOTICE ROH	143.21
			00200839	032184	001-4000-461.23-01	PUBLIC NOTICE	119.51
			00200936	032506	690-9600-453.23-01	COMM CLEAN UP EVENT AD	556.00
			191122	4/18/2024	RICK ENGINEERING COMPANY	19973 (2)	032645
19973 (3)	032645	660-6300-471.95-10				DESIGN OF RAMSEY-WA MAIN	47,902.38
191123	4/18/2024	ROBERT HALF INTERNATIONAL	63282635	032737	761-3100-480.33-11	TEMP SERVICES-Z HOLLINS	1,718.80
191124	4/18/2024	SCA OF CA, LLC	157997PS	031802	100-4900-431.33-11	STREET SWEEPING SRVCS	10,080.00
191125	4/18/2024	SCCI, INC DBA	231491	032413	660-6300-471.23-06	SAFETY MEETING	250.00
191126	4/18/2024	SGP DESIGN AND PRINT	13070	032379	610-5800-434.23-02	DECAL-TRANSIT ELEC RELIEF VEHICLES	323.25
191127	4/18/2024	SITEONE LANDSCAPE SUPPLY	139201377-001	032438	001-3600-461.30-01	VALVE BOX LID	61.23
			139446979-001	032203	100-4900-431.36-57	TOOLS/SUPPLIES	932.12
			139505056-001	032203	100-4900-431.36-00	TOOLS/SUPPLIES	220.53
			139505117-001	032203	100-4900-431.36-57	TOOLS/SUPPLIES	711.58
			53380	032683	001-2300-424.26-06	ANIMAL SHELTER PROPANE	569.00
191128	4/18/2024	SOCAL PROPANE LLC			001-2310-424.26-06	ANIMAL SHELTER PROPANE	960.02
					670-7000-473.23-42	LATE FEE 3/1/24-3/31/24	1.12
					670-7000-473.26-04	HIGHLAND HOME/S/O WESTWRD 3/1/24-3/31/24	92.61
					670-7000-473.26-04	HIGHLAND HOME/S/O WESTWRD 1/1/2024-1/31/2024	92.39
					670-7000-473.26-04	HIGHLAND HOME/S/O WESTWRD 12/1/2023-12/31/2023	91.89
					670-7000-473.23-42	LATE FEE 2/1/24-2/29/24	0.56
191130	4/18/2024	SOUTHERN CALIFORNIA GAS CO	09242310481MR24		702-3800-480.36-61	NATURAL GAS VEHICLE FUEL 3/1/24-4/1/24	10,284.38
					001-2700-442.36-00	OFFICE SUPPLIES	8.65
191131	4/18/2024	STAPLES BUSINESS ADVANTAGE	3561571980	032396	001-2700-442.36-00	OFFICE SUPPLIES	8.65
			3562474952	032453	001-4050-461.36-00	PRINTER INK	140.45
191132	4/18/2024	TEC EQUIPMENT, INC	1720584F	032260	702-3800-480.38-52	OIL FILTER CITY HALL GEN	78.10
191133	4/18/2024	TIME WARNER/CHARTER	0015614040124		001-2400-422.26-09	172 N MURRAY-FIRE #89 4/1/24-4/30/24	35.95
			0017099040124		001-2400-422.26-09	3900 W WILSON 4/1/24-4/30/24	237.04
191134	4/18/2024	TORBIC, RAVEN	TRAVEL 3/14		761-3100-480.25-05	LCW PUBLIC SVC CONF TRAVEL 3/14 TORBIC	16.50
191135	4/18/2024	TREJO, JUAN CARLOS	467 E HOFFER		810-9700-490.90-60	LEASE AGREEMENT RAPID REHOUSING	47,500.00
191136	4/18/2024	VERIZON WIRELESS SERVICES, LLC	9960619624		001-1000-411.26-05	City Council Cell Phone 3/2/24-4/1/24	192.26
					001-1200-412.26-05	City Manager Cell Phone 3/2/24-4/1/24	389.37
					001-1210-412.26-05	Economic Dev Cell Phone 3/2/24-4/1/24	63.35
					001-1220-412.26-05	Public Inform Cell Phone 3/2/24-4/1/24	41.51
					001-1230-412.26-05	Grants Cell Phone 3/2/24-4/1/24	34.90
				001-1300-412.26-05	HR Cell Phone 3/2/24-4/1/24	88.02	

**City of Banning
Warrant List Detail April 2024**

Warrant Number	Warrant Date	Vendor Name	Invoice Number	P.O. Number	Account Number	Payment Description	Warrant Amount				
191136	4/18/2024	VERIZON WIRELESS SERVICES, LLC	9960619624		001-1400-412.26-05	City Clerk Cell Phone 3/2/24-4/1/24	38.72				
					001-1900-412.26-05	Finance Cell Phone 3/2/24-4/1/24	227.55				
						Finance Cell Phone Adj 2/2/24-3/1/24	(209.25)				
						001-1910-412.26-05		Purchasing Cell Phone 3/2/24-4/1/24	46.51		
						001-2060-446.26-05		Gov Access Cell Phone 3/2/24-4/1/24	26.28		
						001-2200-421.26-05		Police Cell Phone 3/2/24-4/1/24	2,019.47		
						001-2210-421.26-05		Dispatch Cell Phone 3/2/24-4/1/24	67.79		
						001-2300-424.26-08		Animal Control Cell Phone 3/2/24-4/1/24	88.02		
						001-2740-442.26-05		Code Enforce Cell Phone 3/2/24-4/1/24	194.59		
						001-2800-441.26-05		Planning Cell Phone 3/2/24-4/1/24	647.66		
						001-3000-442.26-05		Engineering Cell Phone 3/2/24-4/1/24	251.06		
						001-3200-412.26-05		Building Maint Cell Phone 3/2/24-4/1/24	83.02		
						001-3600-461.26-05		Parks Cell Phone 3/2/24-4/1/24	117.68		
						001-4000-461.26-05		Recreation Cell Phone 3/2/24-4/1/24	235.33		
						001-4000-461.36-09		OEP Grant Cell Phone 3/2/24-4/1/24	43.63		
						001-4050-461.26-05		Senior Center Cell Phone 3/2/24-4/1/24	41.51		
						100-4900-431.26-05		Streets Cell Phone 3/2/24-4/1/24	307.85		
						610-5800-434.26-05		Transit Cell Phone 3/2/24-4/1/24	724.21		
								Transit Cell Phone Adj 2/2/24-3/1/24	209.25		
								610-5850-434.26-05	Dial-A-Ride Cell Phone 3/2/24-4/1/24	32.31	
								660-6300-471.26-05	Water Cell Phone 3/2/24-4/1/24	878.26	
								670-7000-473.26-05	Electric Cell Phone 3/2/24-4/1/24	1,937.15	
								680-8000-454.26-05	Wastewater Cell Phone 3/2/24-4/1/24	153.94	
								702-3800-480.26-05	Fleet Cell Phone 3/2/24-4/1/24	72.44	
								703-3700-480.26-05	Info Services Cell Phone 3/2/24-4/1/24	186.04	
								761-3100-480.26-05	UB CELL PHONE 3/2/24-4/1/24	82.79	
								761-3110-480.26-05	Meter Services Cell Phone 3/2/24-4/1/24	195.07	
				191137	4/18/2024	WILLDAN FINANCIAL SERVICES	010-58016		375-4900-431.33-11	ANNUAL CONT DISCLOSURE IMPROVEMENT DIST #2004-1	950.00
										FAILURE TO FILE NOTICE IMPROVEMENT DIST #2004-1	100.00
				191138	4/18/2024	WILLIAMS SCOTSMAN, INC	9020684342	032201	810-9700-490.90-59	BRYANT ST SHELTER OFFICES	1,611.94
				191139	4/25/2024	AED ENERGY SERVICES LLC	44000308	032755	702-3800-480.33-11	PROF SVCS	3,972.50
				191140	4/25/2024	ALL PHASE ELECTRIC SUPPLY	0946-1081254		670-0000-131.00-00	WIRE THHN 2 STR BLK PO NUM 032671	3,017.00
							0946-1082252		670-0000-131.00-00	WIRE THHN 2 STR BLK CREDIT PO NUM 032671	(3,017.00)
				032671	670-7000-473.45-16	WIRE THHN 2 STR BLK CREDIT PO NUM 032671	280.00				
191141	4/25/2024	ALL STAR ELITE SPORTS	4131	032276	001-4000-461.36-09	SMART START SHIRTS	244.39				
191142	4/25/2024	AMAZON BUSINESS	11X4-T1QW-9N13	032299	705-4500-412.36-00	SUPPLY ORDER - APR24	109.93				
			16GX-MHG1-NR1T	032294	670-7000-473.45-16	100 AMP CONTRACTOR	214.41				
			17C4-HCC9-9311	032294	670-7000-473.36-00	ADAPTERS, ETHERNET & HDMI	117.31				
			17VQ-TYJN-V9QX	032294	670-7000-473.36-00	HDMI CABLES, ADAPTERS, ET	101.11				
			1JRM-47JP-T4F6	032292	001-1000-411.36-00	TEA/NAPKINS	44.50				
			1N4J-YQ7Q-KQJG	032294	670-7000-473.36-00	CLOROX DISINFECTING WIPES	63.02				
			1NKG-79DY-K6WX	032292	001-2400-422.89-56	TRICEP STRAP	19.29				
			1RN4-TR3Q-GTQQ	032296	001-4000-461.36-09	CRAFT SUPPLIES	36.61				
			1RQ7-P947-VRHH	032292	810-9700-490.90-59	BODY CAM MAGNET	25.85				
			1TRP-V36T-HLKT	032293	680-8000-454.41-86	OFFICE ITEMS	96.94				
			1VGL-N6Q7-FF3R	032294	670-7000-473.36-00	PLANNERS & INDEX CARDS PO	38.72				
			1VR1-QHH9-PR1M	032294	670-7000-473.30-02	CELLULAR WINDOW SHADE	102.58				
			1W6F-4NJT-KX4X	032292	001-1210-412.41-46	USB KEYCHAIN ATTACHMENTS	27.99				
			191143	4/25/2024	ANIXTER, INC	5615910-00		670-0000-131.00-00	WIRE 750MCM AL PO NUM 032512	133,265.20	
						5615910-01		670-0000-131.00-00	WIRE 750MCM AL PO NUM 032512	133,185.24	
						5768752-00		670-0000-131.00-00	DEADEND AUTO FULL	(773.27)	
							032814	670-7000-473.36-00	DEADEND AUTO FULL	179.41	
5803019-00		670-0000-131.00-00				SOLVENT ALL PURPOSE PO NUM 032528	248.64				
5817284-00		670-0000-131.00-00				WIRE 1/0 AL 15KV PO NUM 032518	46,184.88				
5873605-00		670-0000-131.00-00				FLAT WASHERS & HEX BOLTS PO NUM 032640	478.41				
5965497-00	032790	670-7000-473.45-16				DVI-100T/KO1	1,372.62				
5967741-00		670-0000-131.00-00				SOLVENT ALL PURPOSE 20 OZ PO NUM 032528	(82.88)				
5998639-01	032802	670-7000-473.41-29				GLOVES	1,519.43				

City of Banning
Warrant List Detail April 2024

Warrant Number	Warrant Date	Vendor Name	Invoice Number	P.O. Number	Account Number	Payment Description	Warrant Amount
191143	4/25/2024	ANIXTER, INC	6003648-00		670-0000-131.00-00	HEX HEAD BOLTS 1/2" PO NUM 032803	68.96
			6016245-00		670-0000-131.00-00	HEX BOLTS PO NUM 032640	(8.66)
191144	4/25/2024	ARAMARK UNIFORM & CAREER APPAREL	5880582329	032351	761-3110-480.25-02	UNIFORM-FSR	92.70
191145	4/25/2024	ARTISTIC MAINTENANCE, INC.	0193818-IN	030561	111-4900-432.23-29	LMD MAINTENANCE	4,092.00
191146	4/25/2024	AT&T CALNET 2	000021504211		001-2200-421.26-05	MONTHLY SERVICE 3/1/24-3/31/24	453.81
			000021505058		001-2200-421.26-05	MONTHLY SERVICE 3/1/24-3/31/24	104.55
			000021505314		001-2200-421.26-05	MONTHLY SERVICE 3/1/24-3/31/24	214.97
191147	4/25/2024	ATBACKGROUNDS	3927		001-1300-412.33-11	BACKGROUND SCREEN MARCH 2024	156.00
191148	4/25/2024	ATWORK PERSONNEL SERVICES	270883	032741	100-4900-431.23-27	TEMP PERSONNEL SERVICES	1,337.60
			271630	032741	100-4900-431.23-27	TEMP PERSONNEL SERVICES	1,337.60
			272444	032741	100-4900-431.23-27	TEMP PERSONNEL SERVICES	1,337.60
191149	4/25/2024	BANNING LEASED HOUSING ASSOC I	000078643		001-0000-218.22-22	UB CR REFUND-FINALS 000008460	8,292.81
191150	4/25/2024	BANNING VETERINARY HOSPITAL	816011		001-2300-424.33-90	MEDICAL EXAMINATION #2310060066 & 2310090016	679.61
			816231		001-2300-424.33-90	MEDICAL EXAMINATION #23010100052&2310110058	219.50
			816635		001-2300-424.33-90	MEDICAL EXAMINATION #2310130063&2310180011	210.00
			817336		001-2300-424.33-90	MEDICAL EXAMINATION #2310270073	57.75
			817919		001-2300-424.33-90	MEDICAL EXAMINATION #2311060054	185.00
			819975		001-2300-424.33-90	MEDICAL EXAMINATION #2312050027	342.50
			822297		001-2300-424.33-90	MEDICAL EXAMINATION #2401230058	8.00
			823926		001-2300-424.33-90	MEDICAL EXAMINATION #2210250070	96.00
			826290		001-2300-424.33-90	MEDICAL EXAMINATION #2404010033	120.00
191151	4/25/2024	BARBARA SINATRA CHILDREN'S CENTER	MARCH 24		001-2200-421.33-31	MEDICAL EXAMINATION CASE #24-534	231.00
191152	4/25/2024	BEAUMONT DO IT BEST HOME CENTER	539878	032304	100-4900-431.30-06	TOOLS/SUPPLIES	35.41
			541023	032304	704-3200-412.30-02	TOOLS/SUPPLIES	55.46
			541035	032304	100-4900-431.30-06	TOOLS/SUPPLIES	21.10
			541048	032304	704-3200-412.30-02	TRAY LINER	8.61
			541178	032304	704-3200-412.30-02	TOOLS/SUPPLIES	41.33
			541231	032304	704-3200-412.30-02	TOOLS/SUPPLIES	27.01
			541273	032304	704-3200-412.30-02	TOOLS/SUPPLIES	42.53
			541335	032304	100-4900-431.36-00	TOOLS/SUPPLIES	44.13
			541493	032278	001-3600-461.30-01	BUG SPRAY AND SCREWS	13.74
			541504	032304	704-3200-412.30-02	STL FLAT	25.85
			541515	032304	704-3200-412.30-02	SPRAY TEXTURE	25.85
			541564	032304	704-3200-412.30-02	TOOLS/SUPPLIES	13.75
			541565	032304	704-3200-412.30-02	PICTURE HANGER	15.07
			541867	032181	810-9700-490.90-59	40:1 FUEL	58.16
191153	4/25/2024	BEAUMONT SAFE & LOCK	77096	032370	704-3200-412.30-02	TOOLS/SUPPLIES	119.01
191154	4/25/2024	BURLINGTON SAFETY LABORATORY	93141	032251	670-7000-473.41-29	EQUIPMENT TESTING	4,240.55
191155	4/25/2024	CALIFORNIA UTILITIES EMERGENCY ASSO	2425135		670-7000-473.23-03	CUEA ANNUAL MBRSHD DUES JULY 2024-JUNE 2025	500.00
191156	4/25/2024	CALIFORNIA WATER ENVIRONMENT	FY24 DUES 40511		680-8000-454.23-03	CWEA ASSOC MEMB DUES C THORNTON	221.00
191157	4/25/2024	CANON FINANCIAL SERVICES, INC	32446131	032575	001-2200-421.32-06	LEASE RECORDS PRINTER	362.99
191158	4/25/2024	CDW GOVERNMENT, INC	MV83145	032555	001-2740-442.89-49	GETAC S410G4 HANDHELD (3)	8,182.20
			QJ24661	032382	222-0001-410.89-48	DELL DUAL MONITOR STAND	180.89
			QJ29448	032382	222-0001-410.89-48	DELL 24IN MONITOR 3H41904	146.95
			QJ80739	032382	222-0001-410.89-48	LG 34BN670-B 34IN MONITORS (6)	2,095.22
			QL39520	032382	222-0001-410.89-48	LAPTOP/MONITOR/STAND/DOCK 4Q585Y3/3G80904	1,680.12
			QL62576	032210	810-9700-490.90-59	LAPTOP-PLATT RQ303S1860	2,706.38
			QL99163	032571	001-1300-412.89-48	HDMI CORD -HR	32.57
			QM51072	032268	703-3700-480.30-19	BELKIN 10M 50/125 FIBER	133.99
			QM82707	032210	001-1200-412.89-48	LAPTOP-SAMPSON G5JBLY3	3,000.75
					001-1220-412.89-48	LAPTOP-JACKSON 4YHBL3	1,082.80
			QS71040		001-1210-412.36-00	STAND/POWER CORD 032210	182.14
191159	4/25/2024	CELL BUSINESS EQUIPMENT (CBE)	IN2726745	032576	001-2200-421.32-06	RECORDS CC	81.21
191160	4/25/2024	CINTAS CORPORATION	4187845021	032318	670-7000-473.25-02	UNIFORM-ELECTRIC	364.67
			4188547931	032320	001-3600-461.25-02	UNIFORM-PARKS	51.13
			4188548119	032318	670-7000-473.25-02	UNIFORM-ELECTRIC	350.19
			4189275321	032320	001-3600-461.25-02	UNIFORM-PARKS	51.13
			4189275416	032319	100-4900-431.25-02	UNIFORM-STREET	89.68

**City of Banning
Warrant List Detail April 2024**

Warrant Number	Warrant Date	Vendor Name	Invoice Number	P.O. Number	Account Number	Payment Description	Warrant Amount
191160	4/25/2024	CINTAS CORPORATION	4189275416	032319	704-3200-412.25-02	UNIFORM-BUILDING MAINT	4.52
			4189275529	032318	670-7000-473.25-02	UNIFORM-ELECTRIC	353.81
			4189996978	032431	702-3800-480.25-02	UNIFORM-FLEET	74.21
			4189997100	032432	610-5800-434.25-02	UNIFORM-TRANSIT	106.96
191161	4/25/2024	CONSOLIDATED ELECTRICAL	610-5850-434.25-02			UNIFORM-DAR	11.13
			704-3200-412.30-02	032190	704-3200-412.30-02	LIGHT BULBS	210.65
			704-3200-412.30-02	032190	704-3200-412.30-02	LAMPS	154.97
			704-3200-412.30-02	032190	704-3200-412.30-02	LAMP	249.71
			704-3200-412.30-02	032190	704-3200-412.30-02	LAMP	19.83
191162	4/25/2024	COOPERATIVE PERSONNEL SVCS.	TR-INV003626		001-1300-412.41-17	WRITTEN EXAMS UTILITY WORKER/LABORER	544.50
			TR-RTN002821		001-1300-412.41-17	WRITTEN EXAMS-CREDIT UTILITY WORKER/LABORER	(35.00)
191163	4/25/2024	COUNSELING TEAM INTERNATIONAL, THE	90248		700-5040-480.23-07	EMPLOYEE SUPPORT SRVS JANUARY 2024	325.00
191164	4/25/2024	D&M JOB INC.	15649		001-1000-411.23-02	BUSINESS CARDS-HAPPE 032243	43.10
					001-1230-412.23-02	BUSINESS CARDS-JACKSON PO#32243	43.10
			15860	032531	690-9600-453.41-46	SERVICE GUIDES	269.38
			15861	032243	810-9700-490.90-59	DUP PAYMENT INV 189424	(232.74)
191165	4/25/2024	DATUIN JR, CORNELIO	TRAVEL 1/30-2/2		001-1900-412.23-05	CSMFO CONFERENCE MEALS 1/30-2/2 DATUIN	268.87
191166	4/25/2024	DEUSENBERRY, DANIEL	FUEL 4/11		001-2200-421.23-05	COURT IN RIVERSIDE FUEL 4/11 DEUSENBERRY	91.17
191167	4/25/2024	DIAMOND ENVIRONMENTAL SERVICES	0005293560	032191	690-9600-453.33-11	BULKY ITEM PORTAPOTS	165.40
			0005328915	032415	001-3600-461.32-05	DYSART PORTOPOTS	105.20
			0005331345	032415	001-3600-461.32-05	LIONS PARK PORTAPOTS	455.87
			202402129	031985	660-0000-232.00-00	WELL M12A RETAINAGE	(11,177.27)
191168	4/25/2024	DUDEK			660-6300-471.95-08	WELL M12A	111,772.71
					001-2200-421.32-06	PD #40 APR 2024	314.77
					001-2300-424.32-06	ANIMAL CONTROL #80 APR 2024	927.47
					001-2400-422.32-06	FIRE #110 APR 2024	442.06
					001-2740-442.32-06	CODE ENF #437 438 APR 2024	1,029.39
					001-3000-442.32-06	ENGINEERING #1201 APR 2024	661.46
					001-3600-461.32-06	PARKS #702 703 704 APR 2024	1,465.07
					100-4900-431.32-06	STREETS #600 626 627 628 APR 2024	2,334.12
						STREETS #624 625 APR 2024	1,274.31
						WATER #802 804 APR 2024	1,506.94
						WATER #817 830 831 833 #838 839 840 841 908	6,270.64
						ELEC 302 310 314 317 318 APR 2024	3,495.95
						FLEET #205 APR 2024	275.79
						METER #505 APR 2024	441.65
191170	4/25/2024	ENTERPRISE RENT-A-CAR	35590132		001-2200-421.23-06	RENTAL CAR B SMITH 2/4/24-3/5/24	971.60
						RENTAL CAR B SMITH 3/5/24-3/14/24	326.51
					761-3100-480.23-05	RENTAL CAR BOUSLOG 3/18/24-3/21/24	178.73
191171	4/25/2024	FERRELLGAS LP	1126127975	032414	660-6300-471.36-08	GAS TANK RENTAL	878.74
191172	4/25/2024	FISHER, ROBERT	MEALS 2/19-3/16		001-2200-421.23-06	POST REQUALIFICATION MEALS 2/19-3/16 FISHER	1,041.00
191173	4/25/2024	FRONTIER COMMUNICATIONS	9511970006MAR24		670-7000-473.26-07	951-197-0006 3/5/2024-4/4/2024	1,010.00
			9518491595APR24		001-2200-421.26-05	951-849-1595APR24 4/13/24-5/12/24	113.78
			9518496778APR24		001-2200-421.26-05	951-849-6778 4/1/24-4/30/24	61.12
191174	4/25/2024	GARDA CL WEST INC	10753076	031919	761-3100-480.23-43	ARMORED SRVC OCT 23	1,177.46
191175	4/25/2024	GAS COMPANY, THE	03442480665AP24		704-3200-412.26-06	2041 W NICOLET 3/12/24-4/10/24	37.54
			05602682006AP24		001-2400-422.26-06	172 N MURRAY 3/15/24-4/15/24	302.95
			18697	030878	680-8000-454.45-09	SEWER ROACH CONTROL	19,928.00
191177	4/25/2024	GOLDEN BELL PRODUCTS INC	INV97067		001-2200-421.90-52	INCAR/NEW VEH PARTS INTELSCORE I7-1185G7	17,898.69
191178	4/25/2024	GRAINGER	9075253592	032313	702-3800-480.38-52	RELAY CHANGE OVER SUPPLIE	33.03
			9076145128	032313	702-3800-480.38-52	GRAFFITI SPRAY (2)	32.56
191179	4/25/2024	GRAYBAR ELECTRIC COMPANY, INC.	9336569819		670-0000-131.00-00	LED LIGHTBULBS PO NUM 032793	467.80
			9336722568		670-0000-131.00-00	LED LIGHT BULBS PO NUM 032793	467.80
191180	4/25/2024	HOME DEPOT #8987	1370058	032194	704-3200-412.30-02	1" VINYL	57.06
			1613603	032314	670-7000-473.45-16	MIDWAY SUB MISC. TOOLS	46.63
			3341412	032194	704-3200-412.30-02	TOOLS/SUPPLIES	170.67
			374549	032194	704-3200-412.30-02	TERMITE FOAM/VAC FILTER	75.26
			5011269	032194	704-3200-412.30-02	DOOR VIEWER	14.30

**City of Banning
Warrant List Detail April 2024**

Warrant Number	Warrant Date	Vendor Name	Invoice Number	P.O. Number	Account Number	Payment Description	Warrant Amount
191180	4/25/2024	HOME DEPOT #8987	5612617	032314	670-7000-473.45-16	DRILL BIT SET	40.91
			6010293	032194	704-3200-412.30-02	TOOLS/SUPPLIES	497.73
			7623589	032314	670-7000-473.45-16	BREAKERS	172.17
			8010946	032194	704-3200-412.30-02	TOOLS/SUPPLIES	20.87
			9011719	032249	660-6300-471.30-02	MATERIALS	631.34
			9011720		660-0000-131.00-00	QUIKRETE CONCRETE MIX PO NUM 032255	235.93
191181	4/25/2024	HUBBURT, KEVIN	H8987-301366	032314	670-7000-473.45-16	MISC. SUPPLIES	185.22
			WG57175553	032314	675-7020-473.41-46	BATTERIES & PANELS	1,824.17
					001-2200-421.23-05	PACT MEETING FUEL 4/10 HUBBERT	80.00
191182	4/25/2024	HYDROTEX PARTNERS, LTD	524439	032215	660-6300-471.36-08	ULTRA-KLEEN FG DRIP OIL	1,451.07
191183	4/25/2024	INFOSEND, INC	260577	032788	761-3100-480.23-02	UB BILL SRVC 4/12/24	163.68
					761-3100-480.23-04	UB BILL SRVC 4/12/24	1,478.31
					761-3100-480.33-11	UB BILL SRVC 4/12/24	401.84
191184	4/25/2024	INNOVATIVE EMERGENCY EQUIPMENT	32687	032331	702-3800-480.30-05	REPAIRS #92	299.72
191185	4/25/2024	JAUREGUI, ROBERTO	MEALS 5/6-8		001-2200-421.23-06	FTO UPDATE MEALS 5/6-8 JAUREGUI	55.00
191186	4/25/2024	LAWNSCAPE SYSTEMS, INC	445394	031361	670-7000-473.45-05	WEED CONTROL	1,463.00
			445395	031361	670-7000-473.45-05	WEED CONTROL	4,750.00
191187	4/25/2024	LIEBERT CASSIDY WHITMORE	261662		700-5300-480.33-04	GENERAL # BA060-00001	3,933.50
			262747		700-5300-480.33-04	ERMA # BA060-00051	1,410.00
			262765		700-5300-480.33-04	HEALTH REOPENER # BA060-00053	870.00
			262772		700-5300-480.33-04	ERMA # BA060-00054	1,084.50
			262785		700-5300-480.33-04	ERMA # BA060-00055	69.00
191188	4/25/2024	MADRIGAL CHAVES, SERGIO	EYEWEAR FY24		660-6300-471.25-10	EYEWEAR REIMBURSEMENT MADRIGAL	208.00
191189	4/25/2024	MARIPOSA LANDSCAPES, INC	106904	032405	001-2200-421.23-29	LANDSCAPE MAINTENANCE	2,438.13
					001-2400-422.30-01	LANDSCAPE MAINTENANCE	1,812.00
					100-4900-431.23-29	LANDSCAPE MAINTENANCE	2,918.10
					704-3200-412.23-29	LANDSCAPE MAINTENANCE	2,332.13
191190	4/25/2024	MITSUBISHI ELECTRIC & ELECTRONICS	485072	031409	704-3200-412.30-02	REGULAR SERVICE	353.87
191191	4/25/2024	MOTOROLA SOLUTIONS, INC.	1187119561	032519	001-2200-421.90-52	APX8500 ALL BAND MOBILE IN CAR (5)	40,522.27
191192	4/25/2024	MYERS & SONS HI-WAY SAFETY INC.	155498	032196	100-4900-431.89-54	STREET SIGNS	479.54
191193	4/25/2024	NOBEL SYSTEMS, INC	15845	030169	001-2800-441.33-11	GEO VIEWER ANNUAL SUB 1/1/24-12/31/24	7,800.00
191194	4/25/2024	PACKHAM & TOOMEY, INC	2024164	032567	702-3800-480.30-06	MTHLY INSPEC	135.00
191195	4/25/2024	PARKHOUSE TIRE, INC.	2010895092	032427	702-3800-480.38-52	TIRE #320	272.83
			2010895875	032427	702-3800-480.38-52	TIRES #614	197.52
			091-327749	032423	702-3800-480.38-52	SERP BELT #52	8.74
191196	4/25/2024	PARTS AUTHORITY	091-327772	032423	702-3800-480.38-52	12V PASS CA BTTY #05	151.99
			117-495944	032423	702-3800-480.38-52	SUSP STRUT (2) #28	250.18
					700-0000-201.00-00	LIABILITY ASSESSMENT PAYMENT 3 OF 5	56,047.00
191197	4/25/2024	PUBLIC ENTITY RISK MANAGEMENT	INV229		001-4000-461.23-01	POST ADOPTION SUMMARY	138.81
191198	4/25/2024	RECORD GAZETTE, THE	00201039	032184	690-9600-453.30-17	2024-2025 ANNUAL SUPPORT	24,685.80
191199	4/25/2024	RECYCLIST	INV-030405	032146	001-2800-441.33-11	BANNING HOUSING EL MAR 2024	1,707.75
191200	4/25/2024	RINCON CONSULTANTS, INC.	55683	032652	001-2800-441.33-11	BANNING APR SERV- 033124 PERIOD ENDING 3/31/24	940.00
			55713	032780	100-4900-431.23-37	FY 23-24 NPDES COST SHARE	17,789.79
191201	4/25/2024	RIV. CO. FLOOD CONTROL	FC020400		001-2200-321.18-06	PARKING CITATION ASSESS FEBRUARY 2024	301.10
191202	4/25/2024	RIVERSIDE, COUNTY OF	JAN-MAR24			PARKING CITATION ASSESS JANUARY 2024	74.00
						PARKING CITATION ASSESS MARCH 2024	183.50
						WASHER BOTTLE W/PUMP	157.67
191203	4/25/2024	RWC GROUP	XA301151118:01	032256	703-3700-480.30-19	IRIDIUM MONTHLY EMERGENCY	307.95
191204	4/25/2024	SATELLITE PHONE STORE	9408-1101969	032428	660-6300-471.23-06	SAFETY MEETING	250.00
191205	4/25/2024	SCCI, INC DBA	233848	032413	705-4500-412.33-11	PAPER SHREDDING SERVICE	155.88
191206	4/25/2024	SHRED-IT USA, LLC	8006527486	032593	610-5800-434.33-11	TNOW MEETING LUNCH REIMB 04/04/2024	384.36
191207	4/25/2024	SIRLS, STEPHANIE	284420		100-4900-431.36-57	TOOLS/SUPPLIES	742.21
191208	4/25/2024	SITEONE LANDSCAPE SUPPLY	140000533-001	032203	001-5400-446.41-60	DISASTER EXPO SUPPLIES	160.32
191209	4/25/2024	SMART & FINAL	110444	032281	201-4050-446.36-00	HAPPINESS CAMPAIGN SUPPLY	45.77
			419200	032279	704-3200-412.26-06	ANIMAL SHELTER	1,387.30
191210	4/25/2024	SOCAL PROPANE LLC	52853	032683	680-8000-454.41-04	ICE (500HP) EM ELEC GEN DIESEL	504.91
191211	4/25/2024	SOUTH COAST AIR QUALITY	4315888		680-8000-454.41-04	AQMD FLAT FEE FY23 EMISSIONS	160.35
			4319501		680-8000-454.41-04	AQMD FEE & STATE FEE JULY 2023-JUNE 2024	251.11
			4322296				

**City of Banning
Warrant List Detail April 2024**

Warrant Number	Warrant Date	Vendor Name	Invoice Number	P.O. Number	Account Number	Payment Description	Warrant Amount
191211	4/25/2024	SOUTH COAST AIR QUALITY	4322297		680-8000-454.41-04	AQMD FEE & STATE FEE JULY 2023-JUNE 2024	251.11
191212	4/25/2024	SOUTHERN CALIFORNIA EDISON	181920312APR24		660-6300-471.26-04	WELL 11 3/13/24-4/13/24	90.55
			181978512APR24		660-6300-471.26-04	WELL 9 3/13/24-4/13/24	3,150.70
			183084312APR24		660-6300-471.26-04	WELL 12 3/13/24-4/13/24	313.38
			360580366APR24		660-6300-471.26-04	DEL RITA BOOSTER 3/13/24-4/13/24	2.58
191213	4/25/2024	SOUTHERN CALIFORNIA WEST COAST ELEC	45915	032386	704-3200-412.30-02	INTERMATIC CLOCK RPLCMNT	1,367.13
			45923	032386	704-3200-412.30-02	CONTROL SWITCH RPLCMNT	537.90
			45924	032386	704-3200-412.30-02	CIRCUIT BREAKERS RPLCMNT	911.79
191214	4/25/2024	STAPLES BUSINESS ADVANTAGE	3554476978	032340	670-7000-473.36-00	WALL CALENDAR	18.30
			3554661201	032340	670-7000-473.36-00	BINDERS & SHARPIES	65.53
			3555275807	032340	670-7000-473.36-00	STEP STOOL	68.21
			3561947178	032340	670-7000-473.36-00	MISC OFFICE SUPPLIES	176.37
			3562257593	032340	670-7000-473.36-00	OFFICE SUPPLIES (KITCHEN)	51.26
			6000846141	032186	001-1000-411.36-07	MISC OFFICE SUPPLIES	32.40
					705-4500-412.36-00	MISC OFFICE SUPPLIES	445.84
			6000846142	031608	610-5800-434.36-00	SUPPLIES TRANSIT	46.50
			6000869515	032343	704-3200-412.36-03	JANITORIAL SUPPLIES	308.35
			6000869518	032343	704-3200-412.36-03	JANITORIAL SUPPLIES	143.89
			6001132585	032341	001-1900-412.36-00	GRAY PAPER - PAYROLL	34.44
			7000273969	032186	001-1000-411.36-07	HP TONER CARTRIDGE	15.36
					001-1400-412.36-00	HP TONER CARTRIDGE	100.96
			7000278528	032186	001-1400-412.36-00	LABELS, FOLDERS, BATTERY	59.45
191215	4/25/2024	STATE OF CALIFORNIA DOJ	726330	032502	001-2200-421.33-94	LIVESCANS MAR 2024	1,403.00
			730449	032502	001-2200-421.33-31	CHP BLOOD MAR 2024	350.00
191216	4/25/2024	STATE WATER RESOURCES CONTROL	SW-0292690		660-6300-471.23-37	AN PERMIT FEE #7331001581 4/1/2024-3/31/2025	1,818.00
191217	4/25/2024	STC TRAFFIC INC	6961	032104	101-4900-431.93-16	DESIGN OF FLASHNG BEACONS	2,252.18
191218	4/25/2024	TEC EQUIPMENT, INC	1731047F	032260	702-3800-480.38-52	BRAKE CHAM #242	189.75
191219	4/25/2024	TOP-LINE INDUSTRIAL SUPPLY, LCC	467714	032261	702-3800-480.38-52	O-RING SUPPLIES	0.33
191220	4/25/2024	VISION SECURITY SYSTEMS	20699	032697	704-3200-412.23-19	ALARM MONITORING SERVICES	2,355.00
			20764	032773	810-0000-232.00-00	OPV SECURITY/CAMERAS RETAINAGE	(902.03)
					810-9700-490.90-60	OPV SECURITY/CAMERAS	18,792.74
191221	4/25/2024	WALLACE, COLLEEN	MEALS 5/2-3		001-1000-411.23-05	SCAG REG CONF - TV2412 MEALS 5/2-3 WALLACE	43.50
191222	4/25/2024	WALLACE, COLLEEN	FUEL 4/16-19		001-1000-411.23-05	CAL CITIES LEADERSHIP FUEL 4/16-19 WALLACE	215.71
191223	4/25/2024	WASTE MANAGEMENT OF THE IE	7964304-0149-0		670-7000-473.27-11	DISPOSAL OF UTILITY POLES	4,529.27
191224	4/25/2024	WATERLINE TECHNOLOGIES, INC	5679939	032360	001-4010-461.36-08	POOL CHEMICALS	371.74
191225	4/25/2024	WESTERN WATER WORKS SUPPLY CO	1408625-00		660-0000-131.00-00	INVENTORY PO NUM 032418	249.98
			1408892-00		660-0000-131.00-00	INVENTORY PO NUM 032418	3,687.21
191226	4/25/2024	WILDLIFE CONTROL SERVICE INC	WL3705	032751	001-3600-461.23-24	PEST CONTROL	1,250.00
191227	4/25/2024	WILLDAN ENGINEERING	002-31524	030055	001-2700-442.33-11	B&S SERVICES MAR24	44,617.50
			002-31525	030055	001-2700-442.33-11	PARDEE HOME REV/INSP MAR	16,930.00
			00627341	030055	001-2700-442.33-11	BANNING GIS FEB 24	552.50
191228	4/25/2024	ZENNER PERFORMANCE METERS, INC	0080285-IN	032286	660-6300-471.45-11	METER TESTING/REPAIR	1,620.00
9007842	4/1/2024	WINDSTREAM SERVICES, LLC	76138723		705-4500-412.26-05	PHONE SVCS-99 E RAMSEY 11/27/23-12/26/23	6,792.61
			76195413		705-4500-412.26-05	PHONE SVCS-99 E RAMSEY 12/27/23-1/26/24	4,154.54
			76257140		705-4500-412.26-05	PHONE SVCS-99 E RAMSEY 1/27/24-2/26/24	5,580.59
			76316002		705-4500-412.26-05	PHONE SVCS-99 E RAMSEY 2/27/24-3/26/24	4,876.98
						PHONE SVCS-99 E RAMSEY CREDITS OWED COB-PENDING	(15,321.32)
9007843	4/3/2024	CA. ST. PUBLIC EMPLOYEES	PPE 03/17/2024		001-0000-204.20-00	RETIREMENT BENEFITS PPE 03/17/24 PD 03/22/24	164,993.84
						PERS ADJ-MISC TIER I TUP ADJ-PP05	280.77
						PERS ADJ-MISC TIER I TUP ADJ-PP06	(280.77)
9007844	4/4/2024	CORPORATION SERVICE COMPANY	8345718-040224		001-2740-442.23-07	PENDENCY NOTICE APN 534-031-031	7.00
						PENDENCY NOTICE APN 534-141-011	7.00
9007845	4/5/2024	WELLS FARGO BANK	PPE 03/31/2024		001-0000-204.10-00	PAYROLL PPE 03/31/24 PD 04/05/24	592,287.86
9007846	4/8/2024	WELLS FARGO CARD SERVICES INC	WELLS ONE MAR24		001-0000-116.21-00	UBER TRIP-DUE TO CITY SMITH-PERSONAL CHRG	28.39
					001-0000-201.10-00	AGRITEER - RICHLAND SALES TAX	(15.80)
						APPLE.COM/BILL SALES TAX	(7.75)
						COLOR BLAZE SALES TAX	(55.36)
						FMS SOLUTIONS, LLC SALES TAX	(63.78)

**City of Banning
Warrant List Detail April 2024**

Warrant Number	Warrant Date	Vendor Name	Invoice Number	P.O. Number	Account Number	Payment Description	Warrant Amount	
9007846	4/8/2024	WELLS FARGO CARD SERVICES INC	WELLS ONE MAR24		001-0000-201.10-00	MODERN GROUP LTD SALES TAX	(18.51)	
					001-1000-411.23-05	CHAMBER CA HAPPE COB BREAKFAST	25.00	
						CHAMBER CA WALLACE COB BREAKFAST	25.00	
						LOCC 3/14 FLYNN-RIV DIV MEETING	45.00	
						LOCC 3/14 HAPPE-RIV DIV MEETING	45.00	
						LOCC 4/17-19 WALLACE-2024 LEADERSHIP C	650.00	
						MARRIOTT BURBANK 3/21-24 WALLACE-LOCC COMMITTEE	212.23	
						PERRIS VALLEY CHAM 5/23 HAPPE SOTC-PERRIS	50.00	
						PERRIS VALLEY CHAM 5/23 SANCHEZ SOTC-PERRIS	50.00	
						PERRIS VALLEY CHAM 5/23 WALLACE SOTC-PERRIS	50.00	
						001-1200-412.23-03	APPLE.COM/BILL IPHONE STORAGE	0.99
						001-1200-412.23-05	KAFE ROYALE MAYORS & CM BREAKFAST	20.88
							LOCC 3/14 SCHULZE-RIV DIV MEETING	45.00
						001-1200-412.23-47	MENTIMETER PRO CONVERSION FEE	3.00
						001-1200-412.89-49	MENTIMETER PRO POLLING SOFTWARE	299.88
						001-1210-412.23-02	4IMPRINT, INC CUSTOM NOTEBOOKS	862.53
						001-1210-412.23-03	COSTAR GROUP INC COMMERCIAL PROPERTY INFO	387.00
						001-1210-412.23-05	CHAMBER CA LOPEZ COB BREAKFAST	25.00
							ICSC-NY 9/23-25 LOPEZ-ICSC WESTERN	500.00
						001-1220-412.23-05	CHAMBER CA RILEY COB BREAKFAST	25.00
						001-1300-412.23-01	CANVA ADVERTISING	12.99
						001-1300-412.23-05	MARRIOTT LAX AIRPORT 3/20 JEWS-WORKERS COMP CONF	630.45
							MARRIOTT LAX AIRPORT 3/21 WALKER-WORKERS COMP CONF	295.79
							SOUTHWEST 6/6 JEWS-PRIMA ANNUAL CONF	249.98
							SOUTHWEST 6/9 JEWS-PRIMA ANNUAL CONF	219.98
						001-1910-412.23-05	CHAMBER CA WALLACE-REFUND-DUP CHARGE	(45.00)
						001-1910-412.23-06	DOORDASH TACOBELL 2024 PROCUREMENT MONTH	79.70
							NIGP LEARNING LABS FOR NIGP	85.00
							PANERA BREAD 2024 PROCUREMENT MONTH	24.78
							SMART AND FINAL 2024 PROCUREMENT MONTH	423.80
							SUPER SUBS+ 2024 PROCUREMENT MONTH	331.79
						001-2060-446.23-03	GOOGLE YOUTUBEPREMIUM YOUTUBE SUBSCRIPTION	13.99
							NEWSPAPERS.COM SUBSCRIPTION	74.90
						001-2200-421.23-05	PAYPAL-LEAC 4/25 AUER AWARD CEREMONY	138.89
							PAYPAL-LEAC 4/25 CAMPA AWARD CEREMONY	138.89
							PAYPAL-LEAC 4/25 LOERA AWARD CEREMONY	138.89
							PAYPAL-LEAC 4/25 MENDOZA AWARD CEREMONY	138.88
							PAYPAL-LEAC 4/25 S AVILA AWARD CEREMONY	138.89
							PAYPAL-LEAC 4/25 SMITH AWARD CEREMONY	138.89
							PAYPAL-LEAC 4/25 THESIER AWARD CEREMONY	138.89
							PAYPAL-LEAC 4/25 V AVILA AWARD CEREMONY	138.89
							PAYPAL-LEAC 4/25 YOUNGBLOOD AWARD CEREMONY	138.89
						001-2200-421.23-06	CSULB 4/15-17 DEUSENBERRY FTO TRAINING	454.00
							CSULB SERVICE FEE-DEUSENBERRY	12.03
							FALLEN OFFICER 5/28 MENDOZA SO CAL GANG CONF	275.00
							HAMPTON INN 3/17-18 FISHER-POST REQUAL	220.92
							HAMPTON INN 3/18-21 FISHER POST REQUAL	659.10
							HAMPTON INN 3/3-8 FISHER REQUAL TRNG	163.80
							RESIDENCE INN 3/17-22 SORIANO RECORDS TRNG	1,173.51
							RVSD SHERIFF 4/22-24 DEUSENBERRY FTO TRAINING	189.52
			SAVAGE TRAINING 5/20-22 JAUREGUI-REFUND FTO SUPV	(577.44)				
			SBCCD E COMM RECRUIT ACADEMY-N GRANT	1,698.00				
		001-2200-421.30-05	GRAFIX SYSTEMS DECALS-UNIT #30	939.86				
			IN GEAR TECHNOLOGY REPAIR/MAINT-MOTORCYCLE	5,125.95				
			THE HOME DEPOT KEYBOARD SCREWS #97	5.93				
		001-2200-421.36-00	APPLE.COM/BILL CRESTON GO TABLET	107.74				
			FMS SOLUTIONS, LLC RIFLE RACK-MOTORCYCLE	886.73				
			SKD TACTICAL SLINGS-AR-15 RIFLES	392.48				

**City of Banning
Warrant List Detail April 2024**

Warrant Number	Warrant Date	Vendor Name	Invoice Number	P.O. Number	Account Number	Payment Description	Warrant Amount
9007846	4/8/2024	WELLS FARGO CARD SERVICES INC	WELLS ONE MAR24		001-2200-421.36-00	THE HOME DEPOT DEPARTMENT SUPPLIES	97.88
					001-2200-421.36-01	VIKING TACTICS INC SLINGS-SHOTGUNS	278.70
					001-2200-421.36-04	DOOLEY ENTERPRISES INC DEPARTMENT AMMO	4,882.15
						THE MAG SHACK AR-15 30 ROUND MAGS-10PK	322.67
						BPS TACTICAL INC HUBBURT- PACT PATCHES	30.17
						BPS TACTICAL INC MENDOZA-GTF VEST	715.46
						COQUEST INC PATCHES-MOTOR OFFICER	201.63
						PRISTINE UNIFORMS UNIFORM-G FRANCO	2,173.74
						V AND V MANUFACTURING V AVILA-BADGE REPLACED	124.94
						ALBERTSONS ARCOPPS MEETING	46.16
						DONUT DE LITE ARCOPPS MEETING	14.99
						SMART AND FINAL ARCOPPS MEETING	10.75
						CA DMV 635 REG FEES-MOTORCYCLE	54.00
						CA DMV 635 SERVICE FEE-DMV	1.14
						AMZN MKTP US DISPATCH-EXERCISE BIKE	322.15
						AMZN MKTP US DISPATCH-TREADMILL	215.49
						CANYON PRINT & SIGNS SMARTGOV BUS CARD	90.23
						CALBO 3/14 CALBO WEBINAR REG	100.00
						WEST INN SUITES 3/11-15 MARTINEZ-CODE OFF CERT	198.01
						BEAUMONT DO IT BEST 1/2" STAPLES	20.47
						BEAUMONT DO IT BEST CODE ENF-SUPPLIES & TOOLS	411.66
						BEAUMONT SAFE & LOCK CODE ENF-DOOR LOCK	25.58
						ASSESSOR CLERK RECORDER FISH & GAME FILING FEE	150.00
						ASSESSOR CLERK RECORDER PROCESSING FEE	3.42
						APA SEMINAR COMMISSIONER WORKSHOP	35.00
						RVSD SHERIFF 4/8-12 RUSH-PC 832 ARREST	143.17
						PCI L749 RIV 3/18 PARKING FEE	5.00
						SPOTIFY MUSIC FOR DEPARTMENT	10.99
						WHENIWORK.COM SCHEDULING SOFTWARE	125.00
						PSAT-MT GIFT 3/23 RAFFLE PRIZE-OEP TRAMWAY	38.75
						PSAT-PARKING 3/23 PARKING-OEP TRAMWAY	15.00
						PSAT-TICKETS OEP TRIP-PS TRAMWAY (56)	1,960.00
						COLOR BLAZE FAMILY FUN RUN	769.70
						FIVE BELOW 3/30 EASTER EVENT	46.68
						SPYPOINT PREM CONVERSION FEE	1.20
						SPYPOINT PREM PREMIUM PLAN-ANNUAL	120.00
						EVENT BRIGHT 3/21 ARIAS-WATCH BOOK SEMINAR	87.21
						EVENT BRIGHT 3/21 LOPEZ-WATCH BOOK SEMINAR	87.21
						AWWA VELA-AWWA MEMBERSHIP	321.00
						OPC STATE WB FEE STATE PROCESSING FEE	20.79
						STATE WATER BOARD SWPPP/NOI PAYMENT	756.00
						HARBOR FREIGHT TOOLS COMBO WRENCHES	70.03
						EVGO SERVICES 3/20 CHARGE EV CAR	23.28
						FAST 5 XPRESS CAR WASH MEMBERSHIP	39.99
						HOTELSCOM HOTELSCOM REFUND	(12.29)
						CRICUT FONT SUBSCRIPTION	6.29
						NETWORK SOLUTIONS SECURITY SUBSCRIPTION	14.98
						DOLLAR TREE RAFFLE PRIZES-BEU BINGO	177.46
						FOX CINEPLEX-DPLACE GOLDEN TUESDAY MOVIE	327.70
						MARSHALLS #1336 BEU BINGO	354.29
						PANERA BREAD MARKETING MEETING	54.43
						PETSMART #3251 BEU BINGO	40.00
						ROSS STORES RAFFLE PRIZES-BEU BINGO	218.93
						SMART AND FINAL SUNDAES WITH SYNERGY	58.87
						WAL-MART RAFFLE PRIZES-BEU BINGO	209.19
						WALMART.COM RAFFLE PRIZES-BEU BINGO	219.19
						WM SUPERCENTER ARBOR DAY PAINT N DIP	230.79
						CRACKER BARREL LOW INCOME STRATEGY MTG	95.03

**City of Banning
Warrant List Detail April 2024**

Warrant Number	Warrant Date	Vendor Name	Invoice Number	P.O. Number	Account Number	Payment Description	Warrant Amount	
9007846	4/8/2024	WELLS FARGO CARD SERVICES INC	WELLS ONE MAR24		690-9600-453.36-07	JOHNNY RUSSO ITALIAN SOLID WASTE LUNCH MTNG	51.06	
					702-3800-480.30-06	NORTHWEST INDUSTRIAL FIELD SERVICE LABOR	720.36	
					702-3800-480.38-52	AGRITEER - RICHLAND 732-PUMP DIAPH & FITTING	114.80	
						AGRITEER - RICHLAND 732-PUMP REBUILD KIT	104.80	
						AMZN MKTP US CHARGER-GOLF CART	118.51	
						MODERN GROUP LTD OIL FILTERS-GENERATOR	257.36	
					761-3100-480.23-05	AVELO AIRLINPSPSTS ALGIERS-MILSOFT TRAINING	390.66	
						AVELO AIRLINPSPSTS BOUSLOG-MILSOFT TRAINING	390.66	
						HAMPTON INN 3/18-21 ALGIERS-MILSOFT TRAINING	634.86	
						HAMPTON INN 3/18-21 BOUSLOG-MILSOFT TRAINING	634.86	
					810-9700-490.90-59	BANNING SIZZLER COMMUNITY CLEAN UP	79.68	
						HARBOR FREIGHT TOOLS OPP VILLAGE-BATTERIES	107.73	
						LA VILLA BURGER COMMUNITY CLEAN UP	55.54	
	RESIDENCE INN 2/26-3/1 CHAVEZ-CODE ENFOR TV2402	689.42						
	RESIDENCE INN 2/26-3/1 PLATT-CODE ENFOR TV2401	689.42						
9007847	4/8/2024	CORPORATION SERVICE COMPANY	8345718-040424		001-1400-412.23-07	PROCESSING FEES (4) RIV CO RECORDER OFFICE	28.00	
					001-2740-442.23-07	LIEN RELEASE FEES APN 538-171-008	27.00	
						LIEN RELEASE FEES APN 538-172-022 (4)	108.00	
9007848	4/8/2024	CA. ST. EMPLOYMENT DEV. DEPT.	PPE 03/31/2024		001-0000-204.12-00	STATE INCOME TAX PPE 03/31/24 PD 04/05/24	41,052.61	
9007849	4/8/2024	INTERNAL REVENUE SERVICE	PPE 03/31/2024		001-0000-204.11-00	FEDERAL INCOME TAX PPE 03/31/24 PD 04/05/24	94,706.13	
					001-0000-204.13-00	FICA MEDICARE/REGULAR PPE 03/31/24 PD 04/05/24	142,065.22	
9007850	4/8/2024	TASC	PPE 03/31/2024		001-0000-204.80-15	TASC NESP PPE 03/31/24 PD 04/05/24	1,524.60	
9007851	4/9/2024	WELLS FARGO BANK	PPE 03/31/2024		001-0000-204.80-14	VEBA CONTRIBUTIONS PPE 03/31/24 PD 04/05/24	300.00	
9007852	4/9/2024	CA. ST. PUBLIC EMPLOYEES	100000017486343		001-0000-204.31-00	ANTHEM BL CROSS APRIL 2024	1,682.26	
						BL SHIELD ACCESS APRIL 2024	18,764.92	
						BL SHIELD ACCESS APRIL 2024 (RETRO)	756.65	
						BL SHIELD TRIO APRIL 2024	82,730.51	
						BL SHIELD TRIO APRIL 2024 (RETRO)	4,510.00	
						KAISER HMO APRIL 2024	63,694.22	
						KAISER HMO APRIL 2024 (RETRO)	(3,115.48)	
						PERS GOLD APRIL 2024	6,439.30	
						PERS GOLD APRIL 2024 (RETRO)	785.28	
						PERS PLATINUM APRIL 2024	5,657.35	
						001-1300-412.15-52	PA BILLING ER SHARE-RETIR APRIL 2024	86.35
						001-1300-412.41-18	ADMIN FEE FOR ACTIVE APRIL 2024	582.10
						001-1300-412.41-19	ADMIN FEE FOR RETIRED APRIL 2024	40.05
9007853	4/9/2024	CA. ST. PUBLIC EMPLOYEES	100000017486347		001-0000-204.31-00	BL SHIELD ACCESS APRIL 2024	1,967.29	
						BL SHIELD TRIO APRIL 2024	1,832.19	
						PERS PLATINUM APRIL 2024	1,131.47	
					001-1300-412.41-18	ADMIN FEE FOR ACTIVE APRIL 2024	15.78	
9007854	4/9/2024	CA. ST. PUBLIC EMPLOYEES	100000017501009		001-1200-412.15-15	RBF INVOICE RACADIO	80.49	
					001-1300-412.15-15	RBF INVOICE PAXTON	55.35	
					670-7000-473.15-15	RBF INVOICE EARHART	754.02	
9007855	4/9/2024	CA. ST. PUBLIC EMPLOYEES	MC 03/13/2024		001-0000-204.20-00	RETIREMENT BENEFITS MC 03/13/24	308.07	
9007856	4/9/2024	EMPOWER ANNUITY INSURANCE COMPANY	PPE 03/31/2024		001-0000-204.16-00	457 LOAN PAYMENTS PPE 03/31/24 PD 04/05/24	9,300.04	
						457 PRE TAX CONTRIBUTIONS PPE 03/31/24 PD 04/05/24	37,062.64	
						457 ROTH CONTRIBUTIONS PPE 03/31/24 PD 04/05/24	1,105.00	
9007857	4/10/2024	WINDSTREAM SERVICES, LLC	76314176		001-2200-421.26-05	PHONE SVCS -125 E RAMSEY 2/27/24-3/26/24	985.42	
9007858	4/10/2024	WINDSTREAM SERVICES, LLC	76315639		705-4500-412.26-05	PHONE SVCS -176 E LINCOLN 2/27/24-3/26/24	967.92	
9007859	4/18/2024	CA. ST. EMPLOYMENT DEV. DEPT.	MC 04/16/2024		001-0000-204.12-00	STATE INCOME TAX MC 04/16/24	299.17	
9007860	4/18/2024	INTERNAL REVENUE SERVICE	MC 04/16/2024		001-0000-204.11-00	FEDERAL INCOME TAX MC 04/16/24	681.24	
					001-0000-204.13-00	FICA MEDICARE/REGULAR MC 04/16/24	719.90	
					001-0000-204.10-00	PAYROLL PPE 04/14/24 PD 04/19/24	638,168.89	
9007861	4/19/2024	WELLS FARGO BANK	PPE 04/14/2024		001-2740-442.23-07	PENDENCY NOTICE APN 541-070-017	7.00	
9007862	4/19/2024	CORPORATION SERVICE COMPANY	8345718-041724		001-0000-204.12-00	STATE INCOME TAX PPE 04/14/24 PD 04/19/24	46,462.63	
9007863	4/22/2024	CA. ST. EMPLOYMENT DEV. DEPT.	PPE 04/14/2024		001-0000-204.11-00	FEDERAL INCOME TAX PPE 04/14/24 PD 04/19/24	96,507.05	
9007864	4/22/2024	INTERNAL REVENUE SERVICE	PPE 04/14/2024		001-0000-204.13-00	FICA MEDICARE/REGULAR PPE 04/14/24 PD 04/19/24	150,863.52	
					001-0000-204.80-15	TASC NESP PPE 04/14/24 PD 04/19/24	1,524.60	
9007865	4/22/2024	TASC	PPE 04/14/2024		001-0000-204.80-15	TASC NESP PPE 04/14/24 PD 04/19/24	1,524.60	

**City of Banning
Warrant List Detail April 2024**

Warrant Number	Warrant Date	Vendor Name	Invoice Number	P.O. Number	Account Number	Payment Description	Warrant Amount
9007866	4/23/2024	WELLS FARGO BANK	PPE 04/14/2024		001-0000-204.80-14	VEBA CONTRIBUTIONS PPE 04/14/24 PD 04/19/24	300.00
9007867	4/24/2024	CORPORATION SERVICE COMPANY	8345718-042224		001-2740-442.23-07	LIEN RELEASE FEES APN 538-171-024	27.00
9007868	4/24/2024	EMPOWER ANNUITY INSURANCE COMPANY	MC 04/16/2024		001-0000-204.16-00	457 PRE TAX CONTRIBUTIONS MC 04/16/24	100.00
9007869	4/25/2024	CA. ST. BOARD OF EQUAL. - FUEL	MAR 2024		702-3800-480.41-04	UNDERGROUND STORAGE TANK QTR END MAR 2024	829.00
9007870	4/25/2024	CORPORATION SERVICE COMPANY	8345718-042324		001-2740-442.23-07	LIEN RELEASE FEES APN 538-171-024	27.00
9007871	4/25/2024	EMPOWER ANNUITY INSURANCE COMPANY	PPE 04/14/2024		001-0000-204.16-00	457 LOAN PAYMENTS PPE 04/14/24 PD 04/19/24	9,531.86
						457 PRE TAX CONTRIBUTIONS PPE 04/14/24 PD 04/19/24	37,274.69
						457 ROTH CONTRIBUTIONS PPE 04/14/24 PD 04/19/24	1,030.00
9007872	4/29/2024	CA. ST. PUBLIC EMPLOYEES	PPE 03/31/2024		001-0000-204.20-00	RETIREMENT BENEFITS PPE 03/31/24 PD 04/05/24	168,793.88
						PERS ADJ-MISC TIER I TUP ADJ-PP07	(280.77)
9007873	4/29/2024	CA. ST. PUBLIC EMPLOYEES	PERS ADJ PP06		001-0000-204.20-00	PERS ADJ-MISC TIER I TUP ADJ-PP06	280.77
9007874	4/30/2024	CA. ST. PUBLIC EMPLOYEES	PPE 04/14/2024		001-0000-204.20-00	RETIREMENT BENEFITS PPE 04/14/24 PD 04/19/24	166,214.18
						PERS ADJ-SAFE TIER I OOC ADJUST	(252.49)
Grand Total							6,797,731.77

Less Voided / Reissued Checks from Prior Period	(8,147.09)
Less Voided Checks Prior Period	(119.00)
Add Payroll Checks	10,254.08
Total Remittance for Month	<u>6,799,719.76</u>

Voided Checks

April 2024

Issue Date	Check (Original)	Vendor #	Reason	Void Amount	Check (Reissue)	Vendor #	Reissued Amount
2/9/2024	185783	7952	Wrong Vendor	\$ 119.00			
3/28/2024	190896	8123	Wrong Vendor	\$ 8,147.09	190952	8123	\$ 855.55
4/11/2024	191017	8712	Wrong Vendor	\$ 47,500.00			
TOTALS				\$ 55,766.09			\$855.55

Payroll
April 2024

Start	End	Date	Description	Check Total
13439	13450	4/5/2024	Warrant Register	\$ 3,387.62
13451	13451	4/16/2024	Warrant Register	\$ 3,063.07
13452	13465	4/19/2024	Warrant Register	\$ 3,803.39
TOTALS				\$ 10,254.08
CHECKS USED		27		

Dept/Div Activity	Check Payee	Social Security	Check Number	Amount
1900-412	GERONIMO, ALEJANDRO	2661	13439	.00
1900-412	PHILLIPS, JOYCE Y	6549	13440	.00
	UNITED STATES TREASURY		13441	125.50
	CALIF. STATE DISBURSEMENT UNIT		13442	427.38
	CALIF. STATE DISBURSEMENT UNIT		13443	322.14
	TEXAS CHILD SUPPORT SDU		13444	642.92
4000-461	BARON, BYRON	178	13445	390.66
4000-461	SCARRY, COLE	7674	13446	215.66
4000-461	SILVA, NESTOR C	177	13447	239.77
	CALIF. STATE DISBURSEMENT UNIT		13448	255.23
	CALIF. STATE DISBURSEMENT UNIT		13449	80.76
	RIVERSIDE COUNTY SHERIFF - SCS		13450	687.60
	Total Checks -		12	3,387.62

Dp/Dv/Act: 19 00 412 FINANCE/FINANCE/GENERAL GOVERNMENT MANAGE										
Employee	Employee Number	Check Date	Gross Pay	With Hold	Net Pay	Advance Out	Payed Back	Dir Dep	Check Amount	Check Number

LEON, RUBY Manual	4432	4/16/24	5104.82	2041.75	3063.07	.00	.00	.00	3063.07	13451

Dept/Div Activity	Check Payee	Social Security	Check Number	Amount
	RIVERSIDE COUNTY SHERIFF - SCS		13452	358.23
1900-412	GERONIMO, ALEJANDRO	2661	13453	.00
1900-412	PHILLIPS, JOYCE Y	6549	13454	.00
	UNITED STATES TREASURY		13455	125.50
2200-421	CASTILLO, ASHLEY M	522	13456	.00
	CALIF. STATE DISBURSEMENT UNIT		13457	427.38
	CALIF. STATE DISBURSEMENT UNIT		13458	161.07
	TEXAS CHILD SUPPORT SDU		13459	550.62
4000-461	BARON, BYRON	178	13460	413.51
4000-461	SCARRY, COLE	7674	13461	261.85
4000-461	SILVA, NESTOR C	177	13462	483.48
	CALIF. STATE DISBURSEMENT UNIT		13463	255.23
	CALIF. STATE DISBURSEMENT UNIT		13464	80.76
	RIVERSIDE COUNTY SHERIFF - SCS		13465	685.76
	Total Checks -		14	3,803.39





CITY OF BANNING STAFF REPORT

TO: BUDGET AND FINANCE COMMITTEE

FROM: Douglas Schulze, City Manager

PREPARED BY: Lincoln Bogard, Administrative Services Director
Lincoln Bogard, Administrative Services Director

MEETING DATE: May 21, 2024

SUBJECT: Receipts, Disbursements, & Fund Balances Reporting for Fiscal Year 2023-24, Period 9, March 2024

RECOMMENDATION:

Receive and file.

BACKGROUND:

Per Government Code Section 41004, Regularly, at least once each month, the city treasurer shall submit to the city clerk a written report and accounting of all receipts, disbursements, and fund balances. The city treasurer shall file a copy with the legislative body.

JUSTIFICATION:

Reporting mandated by Government Code Section 41001.

The Budget & Finance Committee requested annualized totals for each report from FY 2018-23 and those reports are attached here as well.

FISCAL IMPACT:

None. This report only shows the results of operations.

ALTERNATIVES:

Not Applicable.

ATTACHMENTS:

1. [FY 2023-24 Period 10 Cash Receipts Disbursements and Net Cash Flows.pdf](#)
2. [FY 2023-24 Period 10 Payments By Fund and Vendor.pdf](#)
3. [FY 2023-24 Monthly Fund Balances.pdf](#)
4. [FY 2018-2023 Annual Cash Receipts Disbursements and Net Cash Flow.pdf](#)
5. [FY 2018-23 Annual Payments By Fund and Vendor.pdf](#)
6. [FY 2018-23 Annual Fund Balances.pdf](#)

Receipts By Fund & Period

Sum of Debit		FY	Period
		24	
Fund	Fund Description		10
001	GENERAL FUND	3,022,857.20	
002	DEVELOPER DEPOSIT FUND	20,000.00	
100	GAS TAX STREET FUND	63,319.02	
101	MEASURE A STREET FUND	65,872.33	
102	RMRA (SB1) GAS TAX FUND	65,945.65	
110	CDBG FUND	4,875.34	
111	LANDSCAPE MAINTENANCE FD		
148	SUPPL LAW ENFORCEMENT FD	50,000.02	
200	SPECIAL DONATION FUND	180.00	
201	SENIOR CTR ACTIVITIES FD	1,871.00	
222	ARPA-AMERICA RESCUE PLAN		
375	FAIR OAKS AD #2004-1 DEBT		
600	AIRPORT FUND	11,883.32	
610	TRANSIT FUND	141,749.74	
660	WATER FUND	1,285,019.85	
661	WATER CAPITAL FACIL FUND	68,208.00	
669	BUA WATER - DEBT SERV FD		
670	ELECTRIC FUND	2,335,936.65	
673	ELECTRIC IMPROVEMENT FUND	446,463.21	
675	PUBLIC BENEFIT FUND	55,695.98	
680	WASTEWATER FUND	806,764.84	
681	WASTEWATER CAP FACIL FUND	35,427.00	
682	WWTR TERTIARY FUND	33,000.70	
689	BUA WASTEWATER-DEBT SERV		
690	REFUSE FUND	91,089.38	
700	RISK MANAGEMENT FUND	124,678.51	
702	FLEET MAINTENANCE FUND	7,963.31	
703	INFORMAT'N SYSTEMS SVC FD		
704	BUILDING MAINTENANCE		
705	SUPPORT SERVICES		
761	UTL BILL, ACCT & COLL SVC	38,712.50	
810	SA-LOW/MOD FUND	47,500.00	
Grand Total		8,825,013.55	

Disbursements By Fund & Period

Sum of Credit		FY	Period
		24	
Fund	Fund Description		10
001	GENERAL FUND	3,192,523.66	
002	DEVELOPER DEPOSIT FUND	10,930.09	
100	GAS TAX STREET FUND	98,035.50	
101	MEASURE A STREET FUND	2,378.35	
102	RMRA (SB1) GAS TAX FUND		
110	CDBG FUND		
111	LANDSCAPE MAINTENANCE FD	8,768.74	
148	SUPPL LAW ENFORCEMENT FD		
200	SPECIAL DONATION FUND		
201	SENIOR CTR ACTIVITIES FD	45.77	
222	ARPA-AMERICA RESCUE PLAN	15,486.65	
375	FAIR OAKS AD #2004-1 DEBT	1,852.91	
600	AIRPORT FUND	10,358.47	
610	TRANSIT FUND	156,312.16	
660	WATER FUND	470,325.04	
661	WATER CAPITAL FACIL FUND	5,206.00	
669	BUA WATER - DEBT SERV FD	372,031.26	
670	ELECTRIC FUND	2,782,412.44	
673	ELECTRIC IMPROVEMENT FUND	99,566.08	
675	PUBLIC BENEFIT FUND	33,776.95	
680	WASTEWATER FUND	296,579.57	
681	WASTEWATER CAP FACIL FUND		
682	WWTR TERTIARY FUND		
689	BUA WASTEWATER-DEBT SERV	145,625.00	
690	REFUSE FUND	50,123.71	
700	RISK MANAGEMENT FUND	144,267.69	
702	FLEET MAINTENANCE FUND	112,781.67	
703	INFORMAT'N SYSTEMS SVC FD	52,563.47	
704	BUILDING MAINTENANCE	15,141.67	
705	SUPPORT SERVICES	62,653.00	
761	UTL BILL, ACCT & COLL SVC	153,132.50	
810	SA-LOW/MOD FUND	162,963.94	
Grand Total		8,455,842.29	

Net Cash Flow By Fund & Period

Sum of Amount		FY	Period
		24	
Fund	Fund Description	10	
001	GENERAL FUND	(169,666.46)	
002	DEVELOPER DEPOSIT FUND	9,069.91	
100	GAS TAX STREET FUND	(34,716.48)	
101	MEASURE A STREET FUND	63,493.98	
102	RMRA (SB1) GAS TAX FUND	65,945.65	
110	CDBG FUND	4,875.34	
111	LANDSCAPE MAINTENANCE FD	(8,768.74)	
148	SUPPL LAW ENFORCEMENT FD	50,000.02	
200	SPECIAL DONATION FUND	180.00	
201	SENIOR CTR ACTIVITIES FD	1,825.23	
222	ARPA-AMERICA RESCUE PLAN	(15,486.65)	
375	FAIR OAKS AD #2004-1 DEBT	(1,852.91)	
600	AIRPORT FUND	1,524.85	
610	TRANSIT FUND	(14,562.42)	
660	WATER FUND	814,694.81	
661	WATER CAPITAL FACIL FUND	63,002.00	
669	BUA WATER - DEBT SERV FD	(372,031.26)	
670	ELECTRIC FUND	(446,475.79)	
673	ELECTRIC IMPROVEMENT FUND	346,897.13	
675	PUBLIC BENEFIT FUND	21,919.03	
680	WASTEWATER FUND	510,185.27	
681	WASTEWATER CAP FACIL FUND	35,427.00	
682	WWTR TERTIARY FUND	33,000.70	
689	BUA WASTEWATER-DEBT SERV	(145,625.00)	
690	REFUSE FUND	40,965.67	
700	RISK MANAGEMENT FUND	(19,589.18)	
702	FLEET MAINTENANCE FUND	(104,818.36)	
703	INFORMAT'N SYSTEMS SVC FD	(52,563.47)	
704	BUILDING MAINTENANCE	(15,141.67)	
705	SUPPORT SERVICES	(62,653.00)	
761	UTL BILL, ACCT & COLL SVC	(114,420.00)	
810	SA-LOW/MOD FUND	(115,463.94)	
Grand Total		369,171.26	

Payments Per Fund April 2024

Sum of Tran Amt	Column Labels
	24
Row Labels	10
001	1,746,182.58
002	408.40
100	639,276.61
101	251,931.44
102	82,885.36
200	357.50
201	1,482.87
430	77,091.34
610	674.51
660	623,147.93
661	4,643.96
670	45,666.76
673	346,972.15
675	366.11
680	24,012.75
681	15.78
683	9,289.71
690	1,363.56
700	123,187.61
702	2,299,356.01
703	1,051.36
704	31,696.68
705	402,089.00
761	49,190.25
810	3,136.96
840	153,499.95
Grand Total	6,918,977.14

Vendor Total April 2024

Sum of Tran Amt		FY	Period
		24	
Vendor Name	Vendor No		
AED ENERGY SERVICES LLC	8694	3,972.50	
ALBRIGHT, DILLON	8505	2,168.16	
ALL PHASE ELECTRIC SUPPLY	8635		
ALL STAR ELITE SPORTS	7098	1,199.30	
ALLGOOD DRIVING SCHOOL, INC	7979	27.30	
AMAZON BUSINESS	7468	9,575.08	
AMERICAN FIDELITY ASSURANCE	8584	25,978.32	
AMERICAN FORENSIC NURSES	4265	459.54	
ANIXTER, INC	7048	182,239.59	
ARAMARK UNIFORM & CAREER APPAREL	7743	271.15	
ARC DOCUMENT SOLUTIONS	8082		
ARCE, PAUL	8331	84.00	
ARTISTIC MAINTENANCE, INC.	5946	4,092.00	
ASBURY ENVIRONMENTAL SERVICES DBA	6899	2,884.71	
AT&T CALNET 2	6175	773.33	
ATBACKGROUNDS	7667	156.00	
ATWORK PERSONNEL SERVICES	7937	4,012.80	
AUER, WILLIAM	6942	621.00	
AUTO GLASS NOW	8602	465.61	
AVILA, SOL	7121	918.00	
AVILA, VINCENT	5872	300.00	
BANNING POLICE OFFICERS ASSOC.	7990	3,010.30	
BANNING VETERINARY HOSPITAL	5297	697.00	
BARR DOOR, INC	6710		
BEAUMONT DO IT BEST HOME CENTER	6091	1,618.69	
BEAUMONT SAFE & LOCK	951	321.82	
BENHAR, DIANA T	7099	42.00	
BIO-TOX LABORATORIES	2051	647.00	
BLACK & VEATCH CORPORATION	4726		
BLAIS & ASSOCIATES, LLC	7612	5,475.00	
BPS TACTICAL, INC	5542		
BUDD-FALEN LAW OFFICES, LLC.	7651	4,060.00	
BURKE, WILLIAMS & SORENSON LLP	3991	1,952.50	
BURLINGTON SAFETY LABORATORY	7799	4,240.55	
BUSINESS TELECOMMUNICATION	6702	9,370.77	

Vendor Total April 2024

Vendor Name	Vendor No	
CA. DEPT OF TRANSPORTATION	998	2,397.13
CA. ST. BOARD OF EQUAL. - FUEL	2257	829.00
CA. ST. EMPLOYMENT DEV. DEPT.	985	87,814.41
CA. ST. PUBLIC EMPLOYEES	997	688,507.58
CALIFORNIA DEBT AND INVESTMENT	3862	119.00
CALIFORNIA DEPT OF TAX AND FEE ADMN	1756	9,564.12
CALIFORNIA LAW ENFORCE ASSN	3780	1,088.00
CALIFORNIA STATE TREASURER	7952	(119.00)
CALIFORNIA UTILITIES EMERGENCY ASSO	7669	500.00
CALIFORNIA WATER ENVIRONMENT	4042	221.00
CANON FINANCIAL SERVICES, INC	7078	2,084.36
CARLOS, MARIO	8753	74.17
CDW GOVERNMENT, INC	4253	12,034.19
CELL BUSINESS EQUIP-LEASING	7561	821.50
CELL BUSINESS EQUIPMENT (CBE)	7033	1,579.81
CHANDLER ASSET MANAGEMENT INC	8471	2,036.62
CICCS	8578	1,101.21
CINTAS CORPORATION	7061	2,082.59
CITY OF BANNING (BNG)	8274	964.23
CITY OF BANNING TRANSIT	8751	36,000.00
CITY OF BANNING UTILITIES	7992	1,045.81
CONCENTRA MEDICAL CENTERS	8153	554.00
CONSOLIDATED ELECTRICAL	120	635.16
CORNERSTONE DEVELOPMENT CO.	8000	83,025.00
CORPORATION SERVICE COMPANY	8102	238.00
COUNSELING TEAM INTERNATIONAL, THE	2232	1,000.00
COUTS HEATING & COOLING, INC	5345	620.00
CUMMINS SALES AND SERVICE	4047	1,898.73
CUSTOM TROPHIES & UNEEK AWARDS	7774	43.63
CYBERTEK COMPUTER & NETWORKING SVCS	7949	35,100.00
CYBERTIME NETWORK COMMUNICATIONS	6189	2,599.00
D&M JOB INC.	7696	36.64
DELTA DENTAL INSURANCE COMPANY	8123	(6,224.24)
DELTA DENTAL OF CALIFORNIA	8108	14,548.22
DEUSENBERRY, DANIEL	7070	355.92
DIAMOND ENVIRONMENTAL SERVICES	6517	726.47
DIAMOND HILLS CHEVROLET BUICK GMC	7082	124.15

Vendor Total April 2024

Vendor Name	Vendor No	
DLT SOLUTIONS, LLC	5302	
DOCUSIGN, INC	8251	18,909.45
DUDEK	7112	100,595.44
EFS WEST INC	8599	61,778.50
EMPOWER ANNUITY INSURANCE COMPANY	8702	95,404.23
ENTERPRISE FM TRUST	7536	20,439.62
ENTERPRISE RENT-A-CAR	2753	262.71
EXECUTIVE FACILTIES SERVICES INC	8518	15,187.69
FLINT, AUSTIN	8451	186.46
FRONTIER COMMUNICATIONS	7053	4,230.53
FUN EXPRESS	7117	1,315.48
G & G ENVIRONMENTAL COMPLIANCE, INC	5602	810.92
GARCIA, EDITH	7555	249.98
GARDA CL WEST INC	2589	1,268.42
GAS COMPANY, THE	1375	2,975.37
GENERAL DOOR SERVICE INC	8740	
GERBER COLLISION & GLASS	8666	3,366.18
GOLDEN BELL PRODUCTS INC	3223	19,928.00
GONZALEZ, GENE	8570	167.75
GRAINGER	448	65.59
GRANICUS LLC	8524	24,513.02
GRAYBAR ELECTRIC COMPANY, INC.	203	467.80
GREEN DREAM INTERNATIONAL LLC	8536	374.50
GSI ENVIRONMENTAL INC	8745	4,950.00
H & L CHARTER CO, INC	6308	
HARDY & HARPER, INC	6817	
HASKELL REAL ESTATE INC	8712	0.00
HAZEN AND SAWYER	6977	55,292.50
HDL COREN & CONE	2920	123.75
HERNANDEZ, CARLA	7557	980.00
HIXSON, JOSHUA	8145	99.00
HOME DEPOT #8987	5365	2,578.45
HUBBURT, KEVIN	8324	80.00
HUERTA JR., GILBERT	7697	759.50
HUERTA LOPEZ, TUNNIA A	8736	525.00
HYDROTEX PARTNERS, LTD	6448	1,451.07
I.B.E.W. LOCAL 47	1146	10,891.46

Vendor Total April 2024

Vendor Name	Vendor No	
I.B.E.W. LOCAL 47 (PAC)	4086	40.00
IBEW LOCAL 47 RETIREE MEDICAL TRUST	5217	6,153.70
ICMA	2720	1,200.00
IMEG CONSULTANTS CORP	8667	16,005.00
INFOSEND, INC	6490	5,278.26
INNOVATIVE EMERGENCY EQUIPMENT	7066	441.55
INNOVATIVE FEDERAL STRATEGIES	6624	4,500.00
INTERNAL REVENUE SERVICE	2484	485,543.06
INTERNATIONAL CODE COUNCIL, INC	1158	
INVOICE CLOUD INC	8725	
JOE A GONSALVES & SON	5701	3,850.00
KEN GRODY FORD REDLANDS	7850	1,834.84
KIMLEY-HORN AND ASSOCIATES, INC	8101	
KOLLER, MARIE	7103	14.70
LAWNSCAPE SYSTEMS, INC	8162	6,213.00
LINCOLN FINANCIAL GROUP	8577	12,319.11
LIT WORKSHOP INC	8733	36,670.00
LOZANO SMITH LLP	7550	357.50
MARIPOSA ECO CONSULTING, INC	7808	4,987.50
MARIPOSA LANDSCAPES, INC	8055	12,199.63
MC AVOY & MARKHAM	287	397,915.25
MISC VENDOR	99001	9,389.50
MITSUBISHI ELECTRIC & ELECTRONICS	6402	353.87
MORGAN, DEIDRA J	7406	140.00
MOST DEPENDABLE FOUNTAINS	8713	34,580.12
MYERS & SONS HI-WAY SAFETY INC.	3909	479.54
N2W ENGINEERING, INC	8001	63,443.25
NOR-CAL PUMP & WELL DRILLING INC	8600	448,951.09
NORTH GLASS AND GLAZING SERVICE INC	8583	749.00
ONESOURCE DISTRIBUTORS	5076	11,593.90
ONLINE UTILITY EXCHANGE	7435	503.20
ORACLE AMERICA INC	8458	12,575.64
O'REILLY AUTO PARTS	4076	40.41
PACKHAM & TOOMEY, INC	7787	260.00
PALLET PBC	7908	9,743.85
PARKHOUSE TIRE, INC.	2487	1,019.16
PARS	5191	484.59

Vendor Total April 2024

Vendor Name	Vendor No	
PARTS AUTHORITY	7789	1,936.33
PATTON, CAROLINE	8138	136.57
PAYPRO ADMINISTRATORS	5752	115.00
PRECISION MATERIAL HANDLING	8254	18,533.00
PRESS-ENTERPRISE, THE	1295	536.48
PUBLIC AGENCY RETIREMENT SERVICES	5242	300.00
PULVER, JODEANE V	8168	290.50
QUADIENT POSTAGE FUNDING	8211	5,000.00
QUINN COMPANY	7271	526.34
RECORD GAZETTE, THE	1555	1,080.38
RECYCLIST	7845	24,685.80
RICHARDS WATSON GERSHON	7337	69,292.18
RICK ENGINEERING COMPANY	8632	8,314.15
RINCON CONSULTANTS, INC.	8003	2,647.75
RIV. CO. FLOOD CONTROL	1321	17,789.79
RIVERSIDE COUNTY SHERIFF-PSEC	2938	4,865.29
RIVERSIDE PUBLIC UTILITIES	4433	1,365,630.95
ROBERT HALF INTERNATIONAL	5151	4,998.27
ROCKWELL, AMBER	6071	108.25
RWC GROUP	8456	157.67
SAN BERNARDINO PUBLIC EMPLOYEES	5998	2,794.60
SATELLITE PHONE STORE	8235	307.95
SC FUELS	7727	33,555.57
SCA OF CA, LLC	8231	10,560.00
SCCI, INC DBA	5336	500.00
SCPPA	8626	6,440.75
SEPULVEDA 352	8737	38.50
SERVIAM BY WRIGHT LLP	7131	1,742.40
SGP DESIGN AND PRINT	5901	323.25
SHRED-IT USA, LLC	6993	155.88
SIRLS, STEPHANIE	8601	384.36
SITEONE LANDSCAPE SUPPLY	7095	742.21
SKILLS, INC	7470	
SMART & FINAL	1561	362.08
SOCAL PROPANE LLC	8625	1,387.30
SOUTHERN CALIFORNIA EDISON	1371	3,650.94
SOUTHERN CALIFORNIA GAS CO	1376	10,284.38

Vendor Total April 2024

Vendor Name	Vendor No	
SOUTHERN CALIFORNIA WEST COAST ELEC	1377	3,180.57
STAPLES BUSINESS ADVANTAGE	7084	2,392.93
STATE OF CALIFORNIA DOJ	4000	2,194.00
STATE WATER RESOURCES CONTROL	2452	1,818.00
STATEWIDE TOWING & RECOVERY, INC	3952	150.00
STC TRAFFIC INC	8249	2,252.18
STOCKMAN, JULIA	8735	245.00
STUART, DAMON	5657	250.00
STUART, HOLLY	5562	300.00
SUPERION, LLC	7961	
TASC	5885	3,049.20
TEC EQUIPMENT, INC	7997	267.85
TELEPACIFIC COMMUNICATIONS	6583	1,444.48
THOMPSON COBURN, LLP	6895	13,924.77
TIME WARNER CABLE (086811201)	8151	102.30
TIME WARNER/CHARTER	8150	425.42
TOP-LINE INDUSTRIAL SUPPLY, LCC	7976	67.38
TREJO, JUAN CARLOS	7608	47,500.00
TRI COUNTY PUMP COMPANY	6808	
U.S. BANK	3590	517,656.26
UNDERGROUND SERVICE ALERT	871	143.28
VEOLIA WATER CONTRACT OPERATIONS US	7007	73,434.00
VERIZON WIRELESS SERVICES, LLC	5369	9,508.29
VIGILANT LLC	8631	8,199.94
VIRTUAL PROJECT MANAGER, LLC	7885	1,000.00
VISION SECURITY SYSTEMS	6143	20,245.71
WALLACE, COLLEEN	7576	497.87
WATERLINE TECHNOLOGIES, INC	6918	371.74
WELLS FARGO BANK	2256	1,230,456.75
	4228	600.00
WESTERN WATER WORKS SUPPLY CO	464	3,937.19
WESTRUX INTERNATIONAL INC	143	177.60
WILDLIFE CONTROL SERVICE INC	7605	1,250.00
WILLDAN ENGINEERING	6184	62,717.50
WILLDAN FINANCIAL SERVICES	2971	4,600.00
WILLIAMS SCOTSMAN, INC	1357	1,611.94
WITTMAN ENTERPRISES, LLC	8022	2,728.00

Vendor Total April 2024

Vendor Name	Vendor No	
XENIA PACIFIC, INC	6662	150.85
YOUNG, CARLA	5375	108.25
YUNEX, LLC	8096	2,124.00
Grand Total		6,918,977.14

Vendor By Fund April 2024

Sum of Tran Amt			FY	Period
			24	
Vendor Name	Vendor No	Fund		
ALBRIGHT, DILLON	8505	001	2,168.16	
ALL STAR ELITE SPORTS	7098	001 810	1,199.30	
ALLGOOD DRIVING SCHOOL, INC	7979	810	27.30	
AMAZON BUSINESS	7468	001 430 610 673 675 700 702 810	1,255.22 1,773.02 590.97 2,724.40 133.55 393.49 794.07 1,910.36	
AMERICAN FIDELITY ASSURANCE	8584	673	25,978.32	
AMERICAN FORENSIC NURSES	4265	673	459.54	
ANIXTER, INC	7048	673	182,239.59	
ARAMARK UNIFORM & CAREER APPAREL	7743	673	271.15	
ARC DOCUMENT SOLUTIONS	8082	673		
ARCE, PAUL	8331	702	84.00	
ARTISTIC MAINTENANCE, INC.	5946	702	4,092.00	
ASBURY ENVIRONMENTAL SERVICES DBA	6899	001 703 705	1,922.54 892.17 70.00	
AT&T CALNET 2	6175	001 670	214.97 558.36	
ATBACKGROUNDS	7667	675	156.00	
ATWORK PERSONNEL SERVICES	7937	001 680 690	1,337.60 1,337.60 1,337.60	
AUER, WILLIAM	6942	001	621.00	
AVILA, SOL	7121	001	918.00	
AVILA, VINCENT	5872	001	300.00	
BANNING POLICE OFFICERS ASSOC.	7990	001	3,010.30	
BANNING VETERINARY HOSPITAL	5297	001	697.00	
BARR DOOR, INC	6710	001		
BEAUMONT DO IT BEST HOME CENTER	6091	001 660 670 673	680.22 8.96 91.70 761.25	

Vendor By Fund April 2024

			24
Vendor Name	Vendor No	Fund	
BEAUMONT DO IT BEST HOME CENTER	6091	675 702	76.56
BEAUMONT SAFE & LOCK	951	001 670 680	321.82
BENHAR, DIANA T	7099	001	42.00
BIO-TOX LABORATORIES	2051	001	647.00
BLAIS & ASSOCIATES, LLC	7612	001	5,475.00
BURLINGTON SAFETY LABORATORY	7799	001 660	4,240.55
BUSINESS TELECOMMUNICATION	6702	660	9,370.77
CA. DEPT OF TRANSPORTATION	998	660	2,397.13
CA. ST. BOARD OF EQUAL. - FUEL	2257	660	829.00
CA. ST. EMPLOYMENT DEV. DEPT.	985	660	87,814.41
CA. ST. PUBLIC EMPLOYEES	997	001 101 660 661 681 683	23,002.75 165,828.35 499,297.28 308.07 15.78 55.35
CALIFORNIA DEPT OF TAX AND FEE ADMN	1756	101 661	9,480.00 84.12
CALIFORNIA LAW ENFORCE ASSN	3780	661	1,088.00
CALIFORNIA STATE TREASURER	7952	101	(119.00)
CALIFORNIA UTILITIES EMERGENCY ASSO	7669	101	500.00
CALIFORNIA WATER ENVIRONMENT	4042	661	221.00
CANON FINANCIAL SERVICES, INC	7078	002 101 661 673 683	178.45 890.46 798.53 127.69 89.23
CDW GOVERNMENT, INC	4253	002 101 661 673 683	2,933.64 2,080.87 2,148.55 4,871.13
CELL BUSINESS EQUIP-LEASING	7561	683	821.50
CELL BUSINESS EQUIPMENT (CBE)	7033	101 661	805.88 63.37

Vendor By Fund April 2024

			24
Vendor Name	Vendor No	Fund	
CELL BUSINESS EQUIPMENT (CBE)	7033	673	130.88
		683	579.68
CHANDLER ASSET MANAGEMENT INC	8471	683	2,036.62
CICCS	8578	101	1,050.81
		683	50.40
CINTAS CORPORATION	7061	002	191.95
		101	1,010.64
		680	94.20
		683	785.80
CITY OF BANNING (BNG)	8274	680	185.89
		700	778.34
CITY OF BANNING UTILITIES	7992	700	1,045.81
CONCENTRA MEDICAL CENTERS	8153	700	554.00
CONSOLIDATED ELECTRICAL	120	700	635.16
CORNERSTONE DEVELOPMENT CO.	8000	700	83,025.00
CORPORATION SERVICE COMPANY	8102	001	177.00
		700	61.00
COUNSELING TEAM INTERNATIONAL, THE	2232	761	1,000.00
COUTS HEATING & COOLING, INC	5345	001	
		101	620.00
CUMMINS SALES AND SERVICE	4047	101	1,898.73
		700	
CUSTOM TROPHIES & UNEEK AWARDS	7774	102	43.63
CYBERTEK COMPUTER & NETWORKING SVCS	7949	673	9,025.00
		840	26,075.00
CYBERTIME NETWORK COMMUNICATIONS	6189	101	1,900.00
		102	699.00
D&M JOB INC.	7696	101	269.38
		102	(232.74)
		673	
		840	
DELTA DENTAL INSURANCE COMPANY	8123	101	(7,291.54)
		102	29.65
		673	(914.85)
		840	1,952.50
DELTA DENTAL OF CALIFORNIA	8108	660	7,291.54
		673	7,256.68
DEUSENBERRY, DANIEL	7070	001	91.17
		101	264.75

Vendor By Fund April 2024

			24
Vendor Name	Vendor No	Fund	
DIAMOND ENVIRONMENTAL SERVICES	6517	101	
		102	105.20
		673	165.40
		840	455.87
DIAMOND HILLS CHEVROLET BUICK GMC	7082	101	
		673	124.15
		840	
DLT SOLUTIONS, LLC	5302	101	
		673	
		840	
DOCUSIGN, INC	8251	101	18,909.45
DUDEK	7112	673	100,595.44
EFS WEST INC	8599	840	61,778.50
ENTERPRISE FM TRUST	7536	101	8,642.19
		660	1,274.31
		673	2,834.60
		840	7,688.52
ENTERPRISE RENT-A-CAR	2753	840	262.71
EXECUTIVE FACILTIES SERVICES INC	8518	840	15,187.69
FLINT, AUSTIN	8451	101	186.46
FRONTIER COMMUNICATIONS	7053	101	2,032.41
		660	61.12
		673	1,059.25
		840	1,077.75
FUN EXPRESS	7117	101	801.25
		102	
		660	(60.60)
		673	
		840	574.83
G & G ENVIRONMENTAL COMPLIANCE, INC	5602	101	90.00
		660	720.92
GARCIA, EDITH	7555	673	249.98
GARDA CL WEST INC	2589	101	1,232.92
		840	35.50
GAS COMPANY, THE	1375	101	429.80
		102	267.55
		660	326.91
		673	602.67
		840	1,348.44

Vendor By Fund April 2024

			24
Vendor Name	Vendor No	Fund	
GOLDEN BELL PRODUCTS INC	3223	680	18,689.54
		702	1,238.46
GONZALEZ, GENE	8570	702	167.75
GRAINGER	448	702	65.59
GRANICUS LLC	8524	702	24,513.02
GREEN DREAM INTERNATIONAL LLC	8536	702	374.50
H & L CHARTER CO, INC	6308	702	
HARDY & HARPER, INC	6817	702	
HAZEN AND SAWYER	6977	702	55,292.50
HDL COREN & CONE	2920	001	123.75
HERNANDEZ, CARLA	7557	001	980.00
HIXSON, JOSHUA	8145	001	99.00
HOME DEPOT #8987	5365	001	2,578.45
HUBBURT, KEVIN	8324	001	80.00
HUERTA JR., GILBERT	7697	001	759.50
HYDROTEX PARTNERS, LTD	6448	001	1,451.07
I.B.E.W. LOCAL 47	1146	001	10,891.46
I.B.E.W. LOCAL 47 (PAC)	4086	001	40.00
IBEW LOCAL 47 RETIREE MEDICAL TRUST	5217	001	6,153.70
ICMA	2720	001	1,200.00
IMEG CONSULTANTS CORP	8667	001	16,005.00
INFOSEND, INC	6490	001	5,278.26
INNOVATIVE EMERGENCY EQUIPMENT	7066	001	441.55
INNOVATIVE FEDERAL STRATEGIES	6624	001	4,500.00
INTERNAL REVENUE SERVICE	2484	001	485,543.06
JOE A GONSALVES & SON	5701	001	3,850.00
KEN GRODY FORD REDLANDS	7850	001	351.97
		201	1,482.87
KIMLEY-HORN AND ASSOCIATES, INC	8101	201	
KOLLER, MARIE	7103	001	14.70
LAWNSCAPE SYSTEMS, INC	8162	001	6,213.00
LINCOLN FINANCIAL GROUP	8577	001	12,319.11
LOZANO SMITH LLP	7550	200	357.50
MARIPOSA ECO CONSULTING, INC	7808	001	4,987.50
MARIPOSA LANDSCAPES, INC	8055	001	12,199.63
MC AVOY & MARKHAM	287	001	230,448.93
		702	167,466.32
MISC VENDOR	99001	702	9,389.50
MITSUBISHI ELECTRIC & ELECTRONICS	6402	702	353.87

Vendor By Fund April 2024

			24
Vendor Name	Vendor No	Fund	
MORGAN, DEIDRA J	7406	702	140.00
MYERS & SONS HI-WAY SAFETY INC.	3909	702	479.54
N2W ENGINEERING, INC	8001	702	63,443.25
NOR-CAL PUMP & WELL DRILLING INC	8600	702	448,951.09
ONESOURCE DISTRIBUTORS	5076	702	11,593.90
ONLINE UTILITY EXCHANGE	7435	702	503.20
ORACLE AMERICA INC	8458	702	12,575.64
O'REILLY AUTO PARTS	4076	702	40.41
PACKHAM & TOOMEY, INC	7787	702	260.00
PALLET PBC	7908	702	9,743.85
PARKHOUSE TIRE, INC.	2487	702	1,019.16
PARS	5191	702	484.59
PARTS AUTHORITY	7789	702	1,936.33
PATTON, CAROLINE	8138	702	136.57
PAYPRO ADMINISTRATORS	5752	702	115.00
PRECISION MATERIAL HANDLING	8254	702	18,533.00
PRESS-ENTERPRISE, THE		1295 001	399.71
		702	136.77
PUBLIC AGENCY RETIREMENT SERVICES	5242	001	300.00
PULVER, JODEANE V	8168	001	290.50
QUADIENT POSTAGE FUNDING	8211	001	5,000.00
QUINN COMPANY	7271	001	526.34
RECORD GAZETTE, THE		1555 001	122.85
		700	694.81
		704	262.72
RECYCLIST	7845	704	24,685.80
RICHARDS WATSON GERSHON		7337 001	1,948.20
		102	54,827.02
		660	6,416.80
		704	6,100.16
RICK ENGINEERING COMPANY	8632	102	8,314.15
RINCON CONSULTANTS, INC.	8003	001	2,647.75
RIV. CO. FLOOD CONTROL	1321	001	17,789.79
RIVERSIDE COUNTY SHERIFF-PSEC	2938	702	4,865.29
RIVERSIDE PUBLIC UTILITIES	4433	702	1,365,630.95
ROBERT HALF INTERNATIONAL	5151	702	4,998.27
ROCKWELL, AMBER	6071	702	108.25
RWC GROUP	8456	702	157.67
SAN BERNARDINO PUBLIC EMPLOYEES	5998	702	2,794.60

Vendor By Fund April 2024

			24
Vendor Name	Vendor No	Fund	
SATELLITE PHONE STORE	8235	702	307.95
SC FUELS	7727	673	2,042.79
		702	31,512.78
SCA OF CA, LLC	8231	702	10,560.00
SCCI, INC DBA	5336	673	250.00
		702	250.00
SCPPA	8626	673	6,440.75
SGP DESIGN AND PRINT	5901	702	323.25
SHRED-IT USA, LLC	6993	702	155.88
SIRLS, STEPHANIE	8601	702	384.36
SITEONE LANDSCAPE SUPPLY	7095	702	742.21
SKILLS, INC	7470	702	
SMART & FINAL	1561	673	160.32
		702	201.76
SOUTHERN CALIFORNIA EDISON	1371	670	3,337.56
		702	313.38
SOUTHERN CALIFORNIA GAS CO	1376	670	10,284.38
STAPLES BUSINESS ADVANTAGE	7084	001	1,821.26
		100	51.20
		610	83.54
		670	260.21
		690	25.96
		705	150.76
STATE OF CALIFORNIA DOJ	4000	001	
		670	1,844.00
		761	350.00
STATE WATER RESOURCES CONTROL	2452	670	1,818.00
STATEWIDE TOWING & RECOVERY, INC	3952	001	150.00
		761	
STC TRAFFIC INC	8249	001	2,252.18
STUART, DAMON	5657	705	250.00
STUART, HOLLY	5562	705	90.00
		761	210.00
TASC	5885	001	1,524.60
		660	1,524.60
TEC EQUIPMENT, INC	7997	001	78.10
		660	189.75
TELEPACIFIC COMMUNICATIONS	6583	660	1,444.48
TIME WARNER CABLE (086811201)	8151	680	102.30

Vendor By Fund April 2024

			24
Vendor Name	Vendor No	Fund	
TIME WARNER/CHARTER	8150	001	188.38
		680	237.04
TOP-LINE INDUSTRIAL SUPPLY, LCC	7976	001	67.38
TRI COUNTY PUMP COMPANY	6808	761	
U.S. BANK	3590	001	117,500.00
		705	400,156.26
UNDERGROUND SERVICE ALERT	871	001	81.43
		705	33.67
		761	28.18
VEOLIA WATER CONTRACT OPERATIONS US	7007	430	73,434.00
VERIZON WIRELESS SERVICES, LLC	5369	001	6,363.87
		100	756.52
		430	684.32
		702	349.01
		703	159.19
		705	1,093.31
		761	102.07
VIGILANT LLC	8631	001	2,835.60
		670	5,364.34
VIRTUAL PROJECT MANAGER, LLC	7885	001	499.90
		670	500.10
VISION SECURITY SYSTEMS	6143	001	20,245.71
WALLACE, COLLEEN	7576	001	215.71
		670	282.16
WATERLINE TECHNOLOGIES, INC	6918	001	371.74
WELLS FARGO BANK	2256	001	592,287.86
		100	638,168.89
	4228	001	300.00
		100	300.00
WESTERN WATER WORKS SUPPLY CO	464	001	3,937.19
WESTRUX INTERNATIONAL INC	143	001	282.34
		670	(104.74)
		705	
WILLDAN ENGINEERING	6184	001	45,787.50
		670	16,930.00
WILLDAN FINANCIAL SERVICES	2971	001	2,450.00
		430	1,200.00
		670	950.00
WILLIAMS SCOTSMAN, INC	1357	001	

Vendor By Fund April 2024

			24
Vendor Name	Vendor No	Fund	
WILLIAMS SCOTSMAN, INC	1357	670	1,611.94
WITTMAN ENTERPRISES, LLC	8022	001	2,728.00
XENIA PACIFIC, INC	6662	001 670	150.85
YOUNG, CARLA	5375	001	108.25
YUNEX, LLC	8096	001 704	1,476.00 648.00
SOCAL PROPANE LLC	8625	673 702	1,387.30
EMPOWER ANNUITY INSURANCE COMPANY	8702	101 102 673 840	39,409.69 18,831.90 100.00 37,062.64
AED ENERGY SERVICES LLC	8694	001	3,972.50
GERBER COLLISION & GLASS	8666	102 680	3,366.18
HASKELL REAL ESTATE INC	8712	702	0.00
LIT WORKSHOP INC	8733	001	36,670.00
MOST DEPENDABLE FOUNTAINS	8713	702	34,580.12
SERVIAM BY WRIGHT LLP	7131	673 702	712.80 1,029.60
WILDLIFE CONTROL SERVICE INC	7605	670	1,250.00
ALL PHASE ELECTRIC SUPPLY	8635	001	
AUTO GLASS NOW	8602	001	465.61
BLACK & VEATCH CORPORATION	4726	001	
BPS TACTICAL, INC	5542	001	
BUDD-FALEN LAW OFFICES, LLC.	7651	001	4,060.00
CALIFORNIA DEBT AND INVESTMENT	3862	101	119.00
GENERAL DOOR SERVICE INC	8740	101 840	
INTERNATIONAL CODE COUNCIL, INC	1158	001	
INVOICE CLOUD INC	8725	001	
SOUTHERN CALIFORNIA WEST COAST ELEC	1377	001 100 670	2,642.67 537.90
SUPERION, LLC	7961	660	
THOMPSON COBURN, LLP	6895	001	13,924.77
TREJO, JUAN CARLOS	7608	761	47,500.00
BURKE, WILLIAMS & SORENSON LLP	3991	001	1,952.50

Vendor By Fund April 2024

			24
Vendor Name	Vendor No	Fund	
CARLOS, MARIO	8753	002	38.00
		101	36.17
CITY OF BANNING TRANSIT	8751	700	36,000.00
GRAYBAR ELECTRIC COMPANY, INC.	203	702	467.80
GSI ENVIRONMENTAL INC	8745	702	4,950.00
HUERTA LOPEZ, TUNNIA A	8736	001	525.00
NORTH GLASS AND GLAZING SERVICE INC	8583	702	749.00
SEPULVEDA 352	8737	673	38.50
STOCKMAN, JULIA	8735	705	245.00
Grand Total			6,918,977.14

Fund Balance By Period

	Ending FY 2021-22	Preliminary FY 2022-23	Period 1 FY 2023-24	Period 2 FY 2023-24	Period 3 FY 2023-24	Period 4 FY 2023-24	Period 5 FY 2023-24	Period 6 FY 2023-24	Period 7 FY 2023-24	Period 8 FY 2023-24	Period 9 FY 2023-24	Period 10 FY 2023-24
GOVERNMENTAL FUNDS	16,871,095	12,674,891	10,011,115	7,375,933	6,059,579	5,910,814	5,263,699	3,269,125	4,065,824	5,364,888	3,941,899	4,114,425
<i>GENERAL FUND</i>	<i>9,820,215</i>	<i>4,788,403</i>	<i>3,138,644</i>	<i>1,551,267</i>	<i>377,216</i>	<i>(373,479)</i>	<i>(892,207)</i>	<i>(2,801,156)</i>	<i>(1,984,728)</i>	<i>(709,904)</i>	<i>(2,127,425)</i>	<i>(2,010,599)</i>
(001) GENERAL FUND	8,335,828	3,317,619	1,667,860	80,483	(1,090,222)	(1,840,917)	(2,359,645)	(4,265,614)	(3,449,186)	(2,174,362)	(3,588,538)	(3,471,712)
(002) DEVELOPER DEPOSIT FUND	(44,323)	(299,362)	(299,362)	(299,362)	(302,517)	(302,517)	(302,517)	(305,306)	(305,306)	(305,306)	(308,460)	(308,460)
(005) ADMIN ALLOWANCE FUND	1,522,660	1,764,037	1,764,037	1,764,037	1,763,846	1,763,846	1,763,846	1,763,655	1,763,655	1,763,655	1,763,464	1,763,464
(300) CITY ADMINISTRATION DEBT SVC FUND	6,051	6,110	6,110	6,110	6,110	6,110	6,110	6,110	6,110	6,110	6,110	6,110
<i>SPECIAL REVENUE FUNDS</i>	<i>1,889,212</i>	<i>2,397,368</i>	<i>1,607,585</i>	<i>581,377</i>	<i>287,401</i>	<i>792,372</i>	<i>739,665</i>	<i>639,896</i>	<i>620,011</i>	<i>646,051</i>	<i>578,258</i>	<i>633,958</i>
(100) GAS TAX STREET FUND	(83,395)	(145,388)	(242,376)	(181,389)	(593,370)	(526,568)	(576,496)	(799,672)	(831,346)	(856,373)	(1,060,774)	(1,094,413)
(101) MEASURE A STREET FUND	613,837	1,332,739	946,250	368,256	422,979	484,418	464,979	520,075	457,626	445,742	551,639	615,133
(102) RMRA (SB1) GAS TAX FUND	760,795	523,603	252,481	(162,686)	(144,874)	(84,195)	(15,786)	38,886	95,248	171,827	234,362	300,308
(110) CDBG FUND	(49,374)	(49,533)	(69,454)	(69,454)	(92,141)	(92,141)	(103,381)	(104,132)	(83,802)	(83,802)	(84,734)	(114,439)
(111) LANDSCAPE MAINTENANCE FUND	80,231	76,854	68,227	58,216	42,063	32,250	22,134	5,757	72,662	57,906	42,743	34,059
(132) AIR QUALITY IMPROVEMENT FUND	440,420	284,303	291,175	291,175	291,088	291,088	287,788	287,701	283,937	303,048	302,961	302,961
(140) ASSET FORFEIT-POLICE FUND	1,852	1,871	1,899	1,899	1,899	1,899	1,899	1,899	1,899	1,899	1,899	1,899
(148) SUPPLEMENTAL LAW ENFORCEMENT FUND	11,026	13,110	19,071	(1,981)	(1,981)	(1,981)	(1,981)	(1,981)	(1,981)	(1,981)	(1,981)	(1,981)
(150) STATE PARK BOND ACT FUND	0	(88)	(88)	(88)	(95)	(95)	(95)	(102)	(102)	(102)	(109)	(109)
(200) SPECIAL DONATION FUND	31,405	36,526	36,566	36,791	36,465	36,465	38,471	38,345	38,645	38,645	38,569	38,749
(201) SENIOR CENTER ACTIVITIES FUND	48,412	53,297	54,668	55,128	55,274	55,645	56,685	57,289	60,046	60,523	60,508	62,260
(202) ANIMAL CONTROL RESERVE FUND	0	(88)	(88)	(88)	(95)	(95)	(95)	(102)	(102)	(102)	(109)	(109)
(203) POLICE VOLUNTEER FUND	4,023	5,265	5,342	5,342	5,292	5,292	5,292	5,242	5,242	5,242	5,192	5,192
(221) CSCDA-CFD 2020-02 ATWELL	29,981	264,898	264,898	264,898	264,898	590,693	590,693	590,693	590,693	590,693	590,693	590,693
(222) ARPA-AMERICA RESCUE PLAN	0	0	(20,985)	(84,641)	0	(302)	(30,441)	(1)	(68,653)	(87,113)	(102,600)	(106,244)
<i>CAPITAL IMPROVEMENT FUNDS</i>	<i>5,161,667</i>	<i>5,489,119</i>	<i>5,264,885</i>	<i>5,243,288</i>	<i>5,394,961</i>	<i>5,491,920</i>	<i>5,416,240</i>	<i>5,430,384</i>	<i>5,430,540</i>	<i>5,428,740</i>	<i>5,491,065</i>	<i>5,491,065</i>
(400) POLICE FACILITIES DVLP FUND	227,480	264,639	268,577	273,377	279,307	291,307	292,507	293,659	293,659	293,659	301,607	301,607
(410) FIRE FACILITIES DEVELOPMENT FUND	1,291,756	1,325,157	1,345,129	1,348,113	1,409,128	1,416,588	1,417,334	1,418,027	1,418,027	1,418,027	1,423,196	1,423,196
(420) TRAFFIC CONTROL FUND	1,896,125	1,998,165	2,028,262	2,041,901	2,056,631	2,090,730	2,094,140	2,097,376	2,097,376	2,095,576	2,115,861	2,115,861
(430) GENERAL FACILITIES FUND	521,210	543,219	551,374	493,078	561,034	566,244	481,389	486,909	487,065	487,065	490,761	490,761
(444) WILSON MEDIAN FUND	397,235	401,056	407,108	407,108	407,074	407,074	407,074	407,040	407,040	407,040	407,006	407,006
(451) PARK DEVELOPMENT FUND	193,889	303,284	10,836	26,112	28,210	66,400	70,219	73,818	73,818	73,818	99,101	99,101
(470) CAPITAL IMPROVEMENT FUND	633,974	653,601	653,601	653,601	653,579	653,579	653,579	653,557	653,557	653,557	653,535	653,535
PROPRIETARY FUNDS	143,789,798	150,983,037	150,578,578	148,533,871	148,995,133	147,149,353	148,195,805	148,642,168	148,856,045	150,136,067	152,385,879	153,155,940
<i>ENTERPRISE FUNDS</i>	<i>59,029,063</i>	<i>59,554,996</i>	<i>60,976,318</i>	<i>59,590,623</i>	<i>58,345,058</i>	<i>57,687,956</i>	<i>58,342,581</i>	<i>56,745,909</i>	<i>56,622,432</i>	<i>57,480,290</i>	<i>57,575,346</i>	<i>58,517,102</i>
(600) AIRPORT FUND	2,527,340	2,334,590	2,329,224	2,317,583	2,291,097	2,273,298	2,221,383	2,186,274	2,174,559	2,163,569	2,131,595	2,116,293
(610) TRANSIT FUND	(783,639)	(1,121,809)	(898,381)	(2,650,049)	(3,106,391)	(3,080,807)	(3,145,560)	(3,659,390)	(4,000,519)	(3,977,894)	(4,751,960)	(4,723,310)
(670) ELECTRIC FUND	74,889,315	80,120,258	81,067,662	81,564,954	81,205,497	80,890,302	81,566,562	80,483,458	80,692,514	81,460,994	82,434,129	82,874,370
(672) RATE STABILITY FUND	6,549,849	6,614,955	6,714,767	6,714,767	6,714,767	6,714,767	6,714,767	6,714,767	6,714,767	6,714,767	6,714,767	6,714,767
(673) ELECTRIC IMPROVEMENT FUND	(7,480,176)	(12,490,895)	(12,760,118)	(12,970,084)	(13,316,209)	(13,714,766)	(13,143,576)	(13,147,026)	(13,194,671)	(13,202,891)	(13,302,469)	(12,856,006)
(674) ELECTRIC REVENUE BOND PROJECT FUND	649,348	646,486	646,486	646,486	646,486	646,486	646,486	646,486	646,486	646,486	646,486	646,486
(675) PUBLIC BENEFIT FUND	1,331,681	1,027,899	1,063,314	1,096,898	1,135,675	1,141,547	1,122,352	1,134,641	1,135,528	1,158,374	1,177,496	1,199,291
(678) ELECTRIC REVENUE BOND DEBT SERVICE FUND	(24,231,834)	(22,853,229)	(22,853,229)	(22,853,229)	(22,855,979)	(22,855,979)	(23,367,501)	(23,367,501)	(23,367,501)	(23,367,501)	(23,367,501)	(23,367,501)
(690) REFUSE FUND	5,577,178	5,276,740	5,666,592	5,723,296	5,630,114	5,673,107	5,727,667	5,754,199	5,821,268	5,884,385	5,892,802	5,912,711
<i>ENTERPRISE - BANNING UTILITY AUTHORITY FUNDS</i>	<i>90,033,819</i>	<i>98,719,748</i>	<i>100,454,659</i>	<i>100,473,496</i>	<i>100,768,404</i>	<i>100,115,236</i>	<i>100,996,239</i>	<i>101,103,620</i>	<i>102,018,496</i>	<i>102,928,531</i>	<i>103,118,597</i>	<i>103,359,436</i>
(660) WATER FUND	72,038,004	77,585,924	78,530,743	79,599,101	79,562,109	80,182,828	80,885,053	80,981,773	81,425,944	81,888,340	81,819,267	81,856,660
(661) WATER CAPITAL FACILITIES FUND	4,665,749	4,556,272	4,547,763	3,260,214	3,424,893	3,486,914	3,357,608	3,290,219	3,286,762	3,261,631	3,260,147	3,273,062
(662) IRRIGATION WATER FUND	1,343,401	1,356,780	1,377,289	1,377,289	1,377,289	1,377,289	1,377,289	1,377,289	1,377,289	1,377,289	1,377,289	1,377,289
(663) BUA WATER CAPITAL PROJECT FUND	1,582,683	1,586,239	1,586,239	1,586,239	1,586,239	1,586,239	1,586,239	1,586,239	1,586,239	1,586,239	1,586,239	1,586,239
(669) BUA WATER DEBT SERVICE FUND	(20,599,430)	(19,381,148)	(19,381,148)	(19,381,148)	(19,383,898)	(20,970,554)	(20,970,554)	(20,970,554)	(20,970,554)	(20,970,554)	(20,970,554)	(21,342,585)
(680) WASTEWATER FUND	14,312,697	15,367,783	15,835,061	16,023,954	16,165,439	16,607,907	16,868,515	16,920,977	17,365,325	17,811,951	18,021,076	18,543,335

Fund Balance By Period

	Ending FY 2021-22	Preliminary FY 2022-23	Period 1 FY 2023-24	Period 2 FY 2023-24	Period 3 FY 2023-24	Period 4 FY 2023-24	Period 5 FY 2023-24	Period 6 FY 2023-24	Period 7 FY 2023-24	Period 8 FY 2023-24	Period 9 FY 2023-24	Period 10 FY 2023-24
(681) WASTEWATER CAPITAL FACILITY FUND	10,318,298	10,595,161	10,754,808	10,775,052	10,775,052	10,810,479	10,830,723	10,830,723	10,834,800	10,832,178	10,856,853	10,892,280
(682) WASTEWATER TERTIARY FUND	7,088,860	7,565,991	7,709,250	7,738,141	7,766,627	7,799,675	7,826,907	7,855,245	7,883,296	7,912,062	7,938,885	7,971,886
(683) BUA WASTEWATER CAPITAL PROJECT FUND	2,221,716	2,182,283	2,182,283	2,182,283	2,182,283	2,182,283	2,182,283	2,182,283	2,179,969	2,179,969	2,179,969	2,179,969
(685) STATE REVOLVING LOAN FUND	518,961	524,120	532,028	532,028	532,028	532,028	532,028	532,028	532,028	532,028	532,028	532,028
(689) BUA WASTEWATER DEBT SERVICE FUND	(3,457,120)	(3,219,657)	(3,219,657)	(3,219,657)	(3,219,657)	(3,479,852)	(3,479,852)	(3,482,602)	(3,482,602)	(3,482,602)	(3,482,602)	(3,510,727)
INTERNAL SERVICE FUNDS	(5,273,085)	(7,291,708)	(10,852,400)	(11,530,249)	(10,118,330)	(10,653,840)	(11,143,016)	(9,207,362)	(9,784,884)	(10,272,755)	(8,308,065)	(8,720,599)
(700) RISK MANAGEMENT FUND	(2,835,329)	(4,474,487)	(7,343,222)	(7,431,063)	(7,466,561)	(7,685,316)	(7,738,391)	(7,125,015)	(7,188,573)	(7,246,071)	(6,675,210)	(6,712,988)
(702) FLEET MAINTENANCE FUND	625,493	155,972	46,858	(87,530)	277,344	268,284	147,036	538,230	436,861	299,412	667,513	557,404
(703) INFORMATION SYSTEMS SERVICE FUND	(1,033,189)	(1,169,681)	(1,455,982)	(1,713,158)	(1,470,505)	(1,602,020)	(1,659,946)	(1,647,078)	(1,723,111)	(1,816,876)	(1,831,098)	(1,929,865)
(704) BUILDING MAINTENANCE	-	-	(46,697)	(81,492)	258,260	228,540	181,551	538,856	522,481	494,939	868,269	841,613
(705) SUPPORT SERVICES	-	-	(154,373)	(187,676)	(94,011)	(112,181)	(220,273)	10,173	(197,559)	(235,711)	32,654	(133)
(761) UTILITY BILLING ADMINISTRATION FUND	(2,030,059)	(1,803,511)	(1,898,983)	(2,029,329)	(1,622,856)	(1,751,146)	(1,852,992)	(1,522,527)	(1,634,982)	(1,768,447)	(1,370,192)	(1,476,629)
SUCCESSOR AGENCY FUNDS	(7,918,718)	(7,073,808)	(7,061,835)	(8,824,980)	(8,866,096)	(8,885,465)	(8,902,137)	(8,945,874)	(8,400,238)	(8,985,160)	(9,114,213)	(9,264,088)
(805) REDEVELOPMENT OBLIGATION RETIREMENT FUND	1,677,135	1,869,623	1,869,623	1,869,623	1,869,604	1,869,604	1,869,604	1,869,585	2,422,531	2,422,531	2,422,512	2,422,512
(810) SUCCESSOR AGENCY LOW/MOD FUND (HOUSING AGENCY)	1,835,265	1,683,301	1,695,274	1,673,490	1,642,535	1,625,916	1,609,244	1,575,870	1,570,509	1,409,783	1,325,795	1,175,920
(830) SUCCESSOR AGENCY DEBT SERVICE FUND	(24,537,029)	(23,536,446)	(23,536,446)	(25,297,307)	(25,297,406)	(25,300,156)	(25,300,156)	(25,300,255)	(25,300,255)	(25,724,451)	(25,724,550)	(25,724,550)
(840) BEA CAPITAL PROJECTS FUND	3,694,093	3,496,756	3,496,756	3,496,756	3,488,007	3,488,007	3,488,007	3,479,056	3,477,107	3,477,107	3,433,454	3,433,454
(841) BEA LOW/MOD CAPITAL PROJECTS FUND	545,815	545,707	545,707	545,707	545,696	545,696	545,696	545,685	545,685	545,685	545,674	545,674
(850) SUCCESSOR AGENCY ADMIN FUND	8,866,004	8,867,252	8,867,252	8,886,752	8,885,469	8,885,469	8,885,469	8,884,186	8,884,186	8,884,186	8,882,903	8,882,903
Grand Total	152,742,175	156,584,120	153,527,858	147,084,824	146,188,616	144,174,702	144,557,367	142,965,419	144,521,631	146,515,795	147,213,565	148,006,277

Receipts By Fund & Period

Sum of Debit		FY Period					
		23	22	21	20	19	18
Fund	Fund Description						
001	GENERAL FUND	46,855,785.17	51,419,109.44	43,549,945.44	35,746,308.24	31,682,716.85	28,908,575.55
002	DEVELOPER DEPOSIT FUND	226,756.79	241,030.73	301,339.47	128,747.00	142,120.00	210,571.87
005	ADMIN ALLOWANCE FUND	250,000.00	250,936.25	250,000.00	250,000.00	250,000.00	250,000.00
100	GAS TAX STREET FUND	2,268,096.28	2,494,213.29	2,323,211.35	2,017,576.56	1,510,386.98	1,247,169.58
101	MEASURE A STREET FUND	1,328,128.16	1,222,524.30	825,718.69	834,168.16	718,211.96	548,775.08
102	RMRA (SB1) GAS TAX FUND	674,936.71	646,165.74	554,252.10	592,852.58	572,400.00	151,515.39
110	CDBG FUND	30,502.86	210,675.26	274,729.05	335,719.60	367,892.02	20,761.43
111	LANDSCAPE MAINTENANCE FD	145,678.99	51,069.71	140,926.81	144,998.83	145,092.97	139,569.83
132	AIR QUALITY IMPROVEMT FD	37,185.71	194,755.37	57,776.75	42,877.77	42,138.76	70,154.58
140	ASSET FORFEIT-POLICE FUND	23.79	44.99	6,703.71	17,853.66	317,621.87	158.84
148	SUPPL LAW ENFORCEMENT FD	169,527.72	161,578.90	182,991.36	138,985.57	178,285.20	151,331.81
150	STATE PARK BOND ACT FUND				11.15	14.61	8.45
200	SPECIAL DONATION FUND	5,405.00	6,877.72	8,050.00	11,895.82	11,840.58	13,207.71
201	SENIOR CTR ACTIVITIES FD	6,987.98	8,918.74	7,218.86	10,372.70	7,844.68	9,035.84
202	ANIMAL CONTROL RESERVE FD				58.51	76.71	44.38
203	POLICE VOLUNTEER FUND	1,556.09	2,291.44	1,513.51	1,515.74	1,501.70	3.77
221	CSCDA-CFD 2020-02 ATWELL	234,916.85		29,981.30			
222	ARPA-AMERICA RESCUE PLAN	3,734,363.00	3,734,363.00				
300	CITY ADMIN DEBT SVC FUND	5.00	9.03	216,289.52	435,555.87	435,739.72	436,912.66
360	SUN LAKES CFD #86-1 FUND	473.35	55.01	201.32	655.29	547.60	316.86
365	WILSON ST #91-1 ASSMT DBT	978.73	113.76	416.27	1,354.91	1,132.29	655.15
370	AREA POLICE COMPUTER FUND	242.74	13,571.85	50,273.66	51,653.50	25,966.93	50,930.92
375	FAIR OAKS AD #2004-1 DEBT	205,199.19	195,701.22	199,568.73	199,771.47	198,330.79	197,652.68
376	CAMEO HOMES FUND	576.28	71.93	263.18	856.64	715.89	414.22
400	P/FACILITIES DVLP FUND	38,333.03	8,862.90	194,225.51	3,399.41	2,796.04	1,821.54
410	F/FACILITY DEVELOPMENT FD	37,517.32	7,265.41	267,665.03	22,809.14	19,145.09	11,405.08
420	TRAFFIC CONTROL FACIL FD	116,573.56	22,740.40	1,969,465.21	95,188.68	7,833.93	4,592.77

Receipts By Fund & Period

Sum of Debit		FY Period					
		23	22	21	20	19	18
Fund	Fund Description						
430	GENERAL FACILITIES FUND	23,860.11	8,662.51	264,951.85	6,617.21	7,875.96	4,764.48
441	SUNSET GRADE SEP FUND		252,053.27	360,791.72			158,753.00
444	WILSON MEDIAN FUND	5,100.03	728.92	2,170.38	7,064.89	5,904.08	3,416.19
451	PARK DEVELOPMENT FUND	112,026.41	28,624.25	27,590.01	11,684.92	20,756.82	63,493.58
470	CAPITAL IMPROVEMENT FUND		101.30				
600	AIRPORT FUND	201,314.22	690,650.73	209,940.30	110,203.69	175,661.07	155,079.86
610	TRANSIT FUND	2,161,963.89	3,705,409.81	2,230,916.73	1,562,704.84	1,781,491.50	1,699,487.33
660	WATER FUND	13,506,939.41	15,775,673.86	12,481,852.56	10,805,721.93	11,670,941.74	10,739,758.82
661	WATER CAPITAL FACIL FUND	465,751.80	273,775.59	810,960.47	149,323.78	106,287.63	53,069.12
662	IRRIGATION WATER FUND	17,281.34	2,008.83	7,359.32	24,013.15	180,311.52	10,811.48
663	BUA WATER CAP PROJ FUND		30,000.00	733,325.75	57,310.18	24,512.82	3,876,506.80
669	BUA WATER - DEBT SERV FD	1,965,401.44	1,965,512.52	1,964,618.02	1,960,494.45	1,776,782.77	2,456,192.58
670	ELECTRIC FUND	32,027,432.41	36,650,140.59	29,512,913.23	28,821,586.33	30,375,512.85	30,346,728.45
672	RATE STABILITY FUND	84,101.62	9,776.16	35,768.64	116,426.22	97,296.47	56,297.18
673	ELECTRIC IMPROVEMENT FUND	2,664,609.86	2,327,092.70	259,293.66	921,238.29	60,043.63	65,093.99
674	07 ELEC REV BOND PROJ FD		274,442.20	4,633,087.34	20.00	90,000.00	8,508,725.99
675	PUBLIC BENEFIT FUND	735,778.62	766,826.48	725,315.20	724,077.64	771,212.87	738,260.71
678	07 ELEC REV BDS DEBT SVC	2,425,971.19	2,432,368.76	2,430,118.74	2,423,050.11	2,424,868.76	3,571,495.48
680	WASTEWATER FUND	5,216,657.78	4,925,185.78	4,729,201.35	3,795,964.86	3,968,830.47	3,498,144.66
681	WASTEWATER CAP FACIL FUND	308,659.10	113,050.97	130,026.59	200,683.72	169,953.78	105,558.20
682	WWTR TERTIARY FUND	502,018.62	363,047.17	377,817.20	447,596.03	689,712.00	380,587.51
683	BUA W/WATER CAP PROJ FUND			264,560.59	325.18		16,288.76
685	STATE REVOLVING LOAN FUND	6,663.59	699.20	306,333.91	10,320.05	313,303.54	310,735.06
689	BUA WASTEWATER-DEBT SERV	293,764.94	402,762.28	292,398.90	434,668.85	885,728.33	960,689.72
690	REFUSE FUND	1,238,899.12	1,984,811.35	9,221,761.09	4,404,542.14	4,455,326.94	4,086,818.90
700	RISK MANAGEMENT FUND	2,825,293.44	5,643,655.77	3,202,823.11	3,471,109.81	3,073,650.89	2,078,080.10
702	FLEET MAINTENANCE FUND	1,672,086.68	3,243,192.14	1,797,117.53	1,611,590.73	1,336,200.67	1,136,697.99

Receipts By Fund & Period

Sum of Debit		FY Period					
		23	22	21	20	19	18
Fund	Fund Description						
703	INFORMAT'N SYSTEMS SVC FD	622,931.92	1,093,307.87	400,460.10	490,456.00	464,681.09	585,455.32
761	UTL BILL, ACCT & COLL SVC	2,390,173.19	3,755,522.54	2,041,681.49	2,018,706.99	2,059,711.73	2,347,219.27
805	REDEV OBLIGAT'N RETIRE FD	2,438,551.00	2,261,787.59	2,411,372.00	2,719,347.00	2,506,684.00	2,722,510.00
810	SA-LOW/MOD FUND	148,077.61	213,346.54	182,451.60	502,474.69	285,621.43	12,140.87
830	SA-DEBT SERVICE FUND	1,996,011.00	2,150,592.89	2,309,978.00	2,133,301.00	2,725,619.00	2,099,425.85
840	BEA CAPITAL PROJECTS FUND	21,079.30	102,008.32	385.96	2,991,815.10	620,135.26	
841	BEA L/M CAP PROJECTS FUND		158.12		130,770.04	546,070.61	
850	SA-ADMIN FUND		2,045.75	23,689.38	33,818.46	890.66	515.43
003	RIVERSIDE COUNTY MOU FUND					2,213.16	778,616.60
103	SB 300 STREET FUND				848.62	1,112.44	643.67
104	ARTICLE 3 SIDEWALK FUND						0.03
190	BANNING HOUSING AUTHORITY						0.09
204	DARE/GREAT FUND						
421	RAMSEY/HIGHLD HOME SIG FD				962.52	1,261.74	730.08
480	BEA CAPITAL PROJECTS FUND					3,017.45	8,138.92
481	BEA L/M CAP PROJECTS FUND					4,971.65	4,797.87
Grand Total		132,448,149.94	152,341,969.15	135,795,759.55	114,186,026.22	110,324,510.50	116,067,315.93

Disbursements By Fund & Period

Sum of Credit		FY Period					
		23	22	21	20	19	18
Fund	Fund Description						
001	GENERAL FUND	49,131,481.59	51,510,974.00	44,352,139.31	36,876,046.00	32,258,541.77	29,465,754.13
002	DEVELOPER DEPOSIT FUND	507,328.58	530,746.06	679,633.65	364,999.15	111,906.04	134,504.15
005	ADMIN ALLOWANCE FUND	8,622.56	11,821.25	7,275.99	10,702.50	8,260.00	11,225.00
100	GAS TAX STREET FUND	2,310,144.77	2,610,470.04	1,906,017.10	2,449,553.90	1,524,381.06	1,319,992.12
101	MEASURE A STREET FUND	824,219.85	1,628,298.76	1,250,804.83	1,317,181.61	639,905.43	191,369.42
102	RMRA (SB1) GAS TAX FUND	932,207.25	738,413.30	513,723.33	494,134.66	110,791.15	
110	CDBG FUND	79,119.44	380,485.56	122,446.76	366,482.27	355,282.00	34,371.43
111	LANDSCAPE MAINTENANCE FD	155,778.10	178,964.72	195,754.55	227,915.96	166,202.56	122,092.51
132	AIR QUALITY IMPROVEMT FD	3,201.44	3,438.62	3,199.01	3,000.00	3,000.00	3,000.00
140	ASSET FORFEIT-POLICE FUND		5,472.00	272,751.06	29,327.13	10,443.67	66,598.38
148	SUPPL LAW ENFORCEMENT FD	429,182.42	39,718.29	267,987.53	254,529.83	52,455.76	89,332.39
150	STATE PARK BOND ACT FUND	89.32			979.54		
200	SPECIAL DONATION FUND	285.24	18,034.25	1,158.01	2,069.34	10,084.76	10,690.69
201	SENIOR CTR ACTIVITIES FD	1,925.05	9,853.20	4,678.93	3,631.82	5,305.87	11,071.73
202	ANIMAL CONTROL RESERVE FD	86.44			5,140.82		
203	POLICE VOLUNTEER FUND	291.72	1,500.94	714.99	102.33	785.77	135.04
221	CSCDA-CFD 2020-02 ATWELL						
222	ARPA-AMERICA RESCUE PLAN	527,372.58	2,572,025.56	291,081.60			
300	CITY ADMIN DEBT SVC FUND			216,234.43	435,466.54	435,653.86	436,680.24
360	SUN LAKES CFD #86-1 FUND						
365	WILSON ST #91-1 ASSMT DBT						
370	AREA POLICE COMPUTER FUND	31,521.40	49,441.62	38,655.19	39,305.97	37,613.21	46,619.86
375	FAIR OAKS AD #2004-1 DEBT	256,637.58	196,285.40	194,429.00	156,852.73	196,357.14	217,867.24
376	CAMEO HOMES FUND	48,698.69					
400	P/FACILITIES DVLP FUND	149.80	274.94	123.00			
410	F/FACILITY DEVELOPMENT FD	149.80	274.94	123.00			
420	TRAFFIC CONTROL FACIL FD	8,103.56	262,587.05	307,352.34	74,258.63		

Disbursements By Fund & Period

Sum of Credit		FY Period					
		23	22	21	20	19	18
Fund	Fund Description						
430	GENERAL FACILITIES FUND	184.20	8,512.83	4,244.00	8,587.17	166,000.68	11,638.24
441	SUNSET GRADE SEP FUND		55.59	45.00			
444	WILSON MEDIAN FUND	126.76	245.89	110.00			
451	PARK DEVELOPMENT FUND	888.00	4,023.17	2,280.00	2,394.00	15,071.27	72,687.69
470	CAPITAL IMPROVEMENT FUND	48,229.47	183.30	82.00	28,286.10		
600	AIRPORT FUND	289,275.09	744,029.34	282,449.50	161,251.46	177,729.17	207,888.54
610	TRANSIT FUND	2,286,071.42	2,764,499.23	2,102,449.05	2,033,406.72	2,043,912.49	2,189,363.60
660	WATER FUND	12,050,684.13	13,217,745.68	11,017,866.79	9,470,524.94	8,579,821.10	11,630,420.88
661	WATER CAPITAL FACIL FUND	821,535.31	52,770.13	124,236.52	247,947.62	118,800.61	127,285.23
662	IRRIGATION WATER FUND			2,455.00	35,211.50		86,228.32
663	BUA WATER CAP PROJ FUND		50.00		49,345.74	389,898.75	2,236,274.59
669	BUA WATER - DEBT SERV FD	1,965,401.44	1,965,512.52	1,964,618.02	1,960,494.45	1,776,782.77	1,421,580.08
670	ELECTRIC FUND	38,983,753.82	37,207,721.95	33,345,690.69	29,344,504.68	32,237,421.22	30,882,793.40
672	RATE STABILITY FUND						
673	ELECTRIC IMPROVEMENT FUND	8,428,967.33	11,260,917.58	2,668,396.43	702,256.78	744,369.91	2,143,523.78
674	07 ELEC REV BOND PROJ FD	22,978.62	968,910.12	2,483,240.55	952,903.26	582,223.78	1,428,205.84
675	PUBLIC BENEFIT FUND	1,027,682.10	610,102.63	641,733.31	656,215.89	683,095.03	664,308.55
678	07 ELEC REV BDS DEBT SVC	2,425,971.19	2,432,368.76	2,430,118.74	2,423,050.11	2,424,868.76	2,429,118.76
680	WASTEWATER FUND	4,861,823.27	5,278,844.28	4,060,515.28	3,710,449.10	4,088,580.23	3,685,785.01
681	WASTEWATER CAP FACIL FUND		18,334.00	800,925.00			96,294.25
682	WWTR TERTIARY FUND					254,015.82	
683	BUA W/WATER CAP PROJ FUND	43,819.16	193,728.70	341,292.18	15.47		
685	STATE REVOLVING LOAN FUND			304,288.63	304,288.71	304,288.71	304,288.71
689	BUA WASTEWATER-DEBT SERV	293,764.94	402,762.28	292,398.90	434,668.85	885,728.33	807,953.15
690	REFUSE FUND	1,891,912.90	1,830,608.14	4,446,970.30	4,409,341.96	4,375,950.70	4,230,101.08
700	RISK MANAGEMENT FUND	5,050,989.98	6,696,124.90	4,005,189.10	3,387,347.29	4,051,990.59	2,865,253.32
702	FLEET MAINTENANCE FUND	2,020,876.19	3,122,050.00	1,520,446.91	1,452,051.21	1,402,564.83	1,207,890.64

Disbursements By Fund & Period

Sum of Credit		FY Period					
		23	22	21	20	19	18
Fund	Fund Description						
703	INFORMAT'N SYSTEMS SVC FD	1,246,934.48	1,418,180.61	602,929.18	490,632.70	507,267.19	581,130.49
761	UTL BILL, ACCT & COLL SVC	2,556,234.48	4,244,159.69	2,094,239.00	2,223,670.78	2,171,100.78	2,365,010.47
805	REDEV OBLIGAT'N RETIRE FD	2,246,062.84	2,400,347.59	2,560,023.00	2,383,301.00	2,975,619.00	2,343,159.00
810	SA-LOW/MOD FUND	895,803.73	204,215.00	19,356.00	58,239.42	13,943.02	7,454.85
830	SA-DEBT SERVICE FUND	2,207,576.25	2,192,939.29	2,343,521.79	2,489,118.78	2,458,497.78	2,015,841.76
840	BEA CAPITAL PROJECTS FUND	4,025,157.14	1,477,977.00	1,732,953.91	3,483,800.90	641,262.26	
841	BEA L/M CAP PROJECTS FUND	109.48	286.12	128.00	130,770.04		
850	SA-ADMIN FUND	250.64	5,484.75	3,438.99	2,954,422.38		
003	RIVERSIDE COUNTY MOU FUND					18,613.17	433,157.11
103	SB 300 STREET FUND				74,554.11		
104	ARTICLE 3 SIDEWALK FUND						7.21
190	BANNING HOUSING AUTHORITY						20.41
204	DARE/GREAT FUND						0.07
421	RAMSEY/HIGHLD HOME SIG FD				84,559.99		
480	BEA CAPITAL PROJECTS FUND					141,728.20	1,099,124.33
481	BEA L/M CAP PROJECTS FUND					546,070.61	
Grand Total		150,949,661.54	161,472,771.57	132,824,915.38	119,259,293.84	110,704,186.81	109,735,093.69

Net Cash Flow By Fund & Period

Sum of Amount		FY Period					
		23	22	21	20	19	18
Fund	Fund Description						
001	GENERAL FUND	(2,275,696.42)	(91,864.56)	(800,226.86)	(1,128,238.58)	(575,824.92)	(557,178.58)
002	DEVELOPER DEPOSIT FUND	(280,571.79)	(289,715.33)	(378,294.18)	(236,252.15)	30,213.96	76,067.72
005	ADMIN ALLOWANCE FUND	241,377.44	239,115.00	242,724.01	239,297.50	241,740.00	238,775.00
100	GAS TAX STREET FUND	(42,048.49)	(116,256.75)	417,194.25	(431,977.34)	(13,994.08)	(72,822.54)
101	MEASURE A STREET FUND	503,908.31	(405,774.46)	(425,086.14)	(483,013.45)	78,306.53	357,405.66
102	RMRA (SB1) GAS TAX FUND	(257,270.54)	(92,247.56)	40,528.77	98,717.92	461,608.85	151,515.39
110	CDBG FUND	(48,616.58)	(169,810.30)	152,282.29	(30,762.67)	12,610.02	(13,610.00)
111	LANDSCAPE MAINTENANCE FD	(10,099.11)	(127,895.01)	(54,827.74)	(82,917.13)	(21,109.59)	17,477.32
132	AIR QUALITY IMPROVEMT FD	33,984.27	191,316.75	54,577.74	39,877.77	39,138.76	67,154.58
140	ASSET FORFEIT-POLICE FUND	23.79	(5,427.01)	(266,047.35)	(11,473.47)	307,178.20	(66,439.54)
148	SUPPL LAW ENFORCEMENT FD	(259,654.70)	121,860.61	(84,996.17)	(115,544.26)	125,829.44	61,999.42
150	STATE PARK BOND ACT FUND	(89.32)			(968.39)	14.61	8.45
200	SPECIAL DONATION FUND	5,119.76	(11,156.53)	6,891.99	9,826.48	1,755.82	2,517.02
201	SENIOR CTR ACTIVITIES FD	5,062.93	(934.46)	2,539.93	6,740.88	2,538.81	(2,035.89)
202	ANIMAL CONTROL RESERVE FD	(86.44)			(5,082.31)	76.71	44.38
203	POLICE VOLUNTEER FUND	1,264.37	790.50	798.52	1,413.41	715.93	(131.27)
221	CSCDA-CFD 2020-02 ATWELL	234,916.85		29,981.30			
222	ARPA-AMERICA RESCUE PLAN	3,206,990.42	1,162,337.44	(291,081.60)			
300	CITY ADMIN DEBT SVC FUND	5.00	9.03	55.09	89.33	85.86	232.42
360	SUN LAKES CFD #86-1 FUND	473.35	55.01	201.32	655.29	547.60	316.86
365	WILSON ST #91-1 ASSMT DBT	978.73	113.76	416.27	1,354.91	1,132.29	655.15
370	AREA POLICE COMPUTER FUND	(31,278.66)	(35,869.77)	11,618.47	12,347.53	(11,646.28)	4,311.06
375	FAIR OAKS AD #2004-1 DEBT	(51,438.39)	(584.18)	5,139.73	42,918.74	1,973.65	(20,214.56)
376	CAMEO HOMES FUND	(48,122.41)	71.93	263.18	856.64	715.89	414.22
400	P/FACILITIES DVLP FUND	38,183.23	8,587.96	194,102.51	3,399.41	2,796.04	1,821.54
410	F/FACILITY DEVELOPMENT FD	37,367.52	6,990.47	267,542.03	22,809.14	19,145.09	11,405.08
420	TRAFFIC CONTROL FACIL FD	108,470.00	(239,846.65)	1,662,112.87	20,930.05	7,833.93	4,592.77

Net Cash Flow By Fund & Period

Sum of Amount		FY Period					
		23	22	21	20	19	18
Fund	Fund Description						
430	GENERAL FACILITIES FUND	23,675.91	149.68	260,707.85	(1,969.96)	(158,124.72)	(6,873.76)
441	SUNSET GRADE SEP FUND		251,997.68	360,746.72			158,753.00
444	WILSON MEDIAN FUND	4,973.27	483.03	2,060.38	7,064.89	5,904.08	3,416.19
451	PARK DEVELOPMENT FUND	111,138.41	24,601.08	25,310.01	9,290.92	5,685.55	(9,194.11)
470	CAPITAL IMPROVEMENT FUND	(48,229.47)	(82.00)	(82.00)	(28,286.10)		
600	AIRPORT FUND	(87,960.87)	(53,378.61)	(72,509.20)	(51,047.77)	(2,068.10)	(52,808.68)
610	TRANSIT FUND	(124,107.53)	940,910.58	128,467.68	(470,701.88)	(262,420.99)	(489,876.27)
660	WATER FUND	1,456,255.28	2,557,928.18	1,463,985.77	1,335,196.99	3,091,120.64	(890,662.06)
661	WATER CAPITAL FACIL FUND	(355,783.51)	221,005.46	686,723.95	(98,623.84)	(12,512.98)	(74,216.11)
662	IRRIGATION WATER FUND	17,281.34	2,008.83	4,904.32	(11,198.35)	180,311.52	(75,416.84)
663	BUA WATER CAP PROJ FUND		29,950.00	733,325.75	7,964.44	(365,385.93)	1,640,232.21
669	BUA WATER - DEBT SERV FD	0.00	0.00	0.00	0.00	0.00	1,034,612.50
670	ELECTRIC FUND	(6,956,321.41)	(557,581.36)	(3,832,777.46)	(522,918.35)	(1,861,908.37)	(536,064.95)
672	RATE STABILITY FUND	84,101.62	9,776.16	35,768.64	116,426.22	97,296.47	56,297.18
673	ELECTRIC IMPROVEMENT FUND	(5,764,357.47)	(8,933,824.88)	(2,409,102.77)	218,981.51	(684,326.28)	(2,078,429.79)
674	07 ELEC REV BOND PROJ FD	(22,978.62)	(694,467.92)	2,149,846.79	(952,883.26)	(492,223.78)	7,080,520.15
675	PUBLIC BENEFIT FUND	(291,903.48)	156,723.85	83,581.89	67,861.75	88,117.84	73,952.16
678	07 ELEC REV BDS DEBT SVC	0.00	0.00	0.00	0.00	0.00	1,142,376.72
680	WASTEWATER FUND	354,834.51	(353,658.50)	668,686.07	85,515.76	(119,749.76)	(187,640.35)
681	WASTEWATER CAP FACIL FUND	308,659.10	94,716.97	(670,898.41)	200,683.72	169,953.78	9,263.95
682	WWTR TERTIARY FUND	502,018.62	363,047.17	377,817.20	447,596.03	435,696.18	380,587.51
683	BUA W/WATER CAP PROJ FUND	(43,819.16)	(193,728.70)	(76,731.59)	309.71		16,288.76
685	STATE REVOLVING LOAN FUND	6,663.59	699.20	2,045.28	(293,968.66)	9,014.83	6,446.35
689	BUA WASTEWATER-DEBT SERV	0.00	0.00	0.00	0.00	0.00	152,736.57
690	REFUSE FUND	(653,013.78)	154,203.21	4,774,790.79	(4,799.82)	79,376.24	(143,282.18)
700	RISK MANAGEMENT FUND	(2,225,696.54)	(1,052,469.13)	(802,212.24)	83,984.81	(978,330.72)	(787,173.22)
702	FLEET MAINTENANCE FUND	(348,789.51)	121,142.14	276,670.62	159,539.52	(66,364.16)	(71,192.65)

Net Cash Flow By Fund & Period

Sum of Amount		FY Period					
		23	22	21	20	19	18
Fund	Fund Description						
703	INFORMAT'N SYSTEMS SVC FD	(624,002.56)	(324,872.74)	(202,469.08)	(176.70)	(42,586.10)	4,324.83
761	UTL BILL, ACCT & COLL SVC	(166,061.29)	(488,637.15)	(52,557.51)	(204,963.79)	(111,389.05)	(17,791.20)
805	REDEV OBLIGAT'N RETIRE FD	192,488.16	(138,560.00)	(148,651.00)	336,046.00	(468,935.00)	379,351.00
810	SA-LOW/MOD FUND	(747,726.12)	9,131.54	163,095.60	444,235.27	271,678.41	4,686.02
830	SA-DEBT SERVICE FUND	(211,565.25)	(42,346.40)	(33,543.79)	(355,817.78)	267,121.22	83,584.09
840	BEA CAPITAL PROJECTS FUND	(4,004,077.84)	(1,375,968.68)	(1,732,567.95)	(491,985.80)	(21,127.00)	
841	BEA L/M CAP PROJECTS FUND	(109.48)	(128.00)	(128.00)	0.00	546,070.61	
850	SA-ADMIN FUND	(250.64)	(3,439.00)	20,250.39	(2,920,603.92)	890.66	515.43
003	RIVERSIDE COUNTY MOU FUND					(16,400.01)	345,459.49
103	SB 300 STREET FUND				(73,705.49)	1,112.44	643.67
104	ARTICLE 3 SIDEWALK FUND						(7.18)
190	BANNING HOUSING AUTHORITY						(20.32)
204	DARE/GREAT FUND						(0.07)
421	RAMSEY/HIGHLD HOME SIG FD				(83,597.47)	1,261.74	730.08
480	BEA CAPITAL PROJECTS FUND					(138,710.75)	(1,090,985.41)
481	BEA L/M CAP PROJECTS FUND					(541,098.96)	4,797.87
Grand Total		(18,501,511.60)	(9,130,802.42)	2,972,964.93	(5,071,546.15)	(379,667.33)	6,332,222.24

Payments Per Fund By Period

Sum of Tran Amt	Column Labels					
	23	22	21	20	19	18
Row Labels						
001	9,626,089.87	7,444,966.85	7,786,471.42	6,206,232.61	3,161,321.68	5,048,320.23
002	94,283.60	84,404.63	90,437.75	144,505.40	95,813.74	33,264.80
005	90.00	900.00			5,108.53	
100	852,655.05	64,122.52	215,802.87	271,746.86	58,168.15	162,808.70
101	72,972.18	102,031.79	108,968.52	59,027.60	3,398.40	4,218.56
102	2,778.12	2,628.76	3,488.55	56,736.49	31,893.00	26,910.38
110	19,739.25	1,217.93	1,916.12	1,224.00	7,780.99	379.80
111			32.15	7,008.26	5,657.71	1,488.39
132	278,907.68	6,190.43		13,414.00	50.00	
148		10,859.55	3,174.15	1,027.49	1,864.78	
200	758.00	399.08	2,963.13	1,693.19	5,573.55	
201	3,249.86		4,620.75	23,512.70	14,965.83	1,407.36
222	39,843.31	1,927.67	30,350.23	22,184.37	687.59	1,772.50
370	15,892.44			104.49	828.02	
375	4,766.40	1,048.69	707.24	2,745.00	3,496.50	760.50
420				1,360.55		
430		32,061.55	1,279.06	225.05	753.21	
451	2,607.33					
600	25,643.17	2,797.16	124,108.99	53,225.03	8,601.82	15,095.10
610	182,651.98	316,212.78	435,411.52	169,311.08	16,935.21	16,007.24
660	2,180,644.85	896,213.42	699,576.75	1,136,322.50	365,157.04	1,451,531.35
661	64,584.18	17,813.84	1,582.38	32,705.82	5,366.95	236.93
663						
669	933.23		1,226.56	7,400.17		
670	1,495,049.81	3,392,097.27	2,517,885.41	781,201.74	1,004,430.61	2,139,401.37
673	711,014.01	451,672.61	46,217.85	58,620.14	6,089.00	29,750.77
674	97,051.17	151,675.40				
675	695,899.77	998,290.77	668,123.92	605,515.10	795,369.05	162,497.17
678	1,160.91	1,085.29	697.36	2,385.00	925.00	546.00
680	280,993.19	647,379.32	406,694.92	33,655.01	456,193.51	126,130.92
681	1,406.73	553.47				
683	6,580.00	175,480.00	9,725.97	25,000.00	155.49	
689	210.88	782.62		0.00		
690	1,126,582.88	1,080,507.50	147,475.94	92,669.18	41,945.49	25,636.35
700	103,021.56	59,972.55	359,765.02	300,206.79	236,963.30	109,028.59
702	1,507,397.05	1,083,597.56	673,184.97	1,512,491.56	298,950.82	3,963,202.07
703	59,152.18	54,540.69	29,219.42	46,019.15	36,277.00	1,463,983.89
704	94,436.44	63,315.72	199,986.57	141,799.69	115,233.60	91,154.23
705	19,479.55	8,231.35	6,129.84	17,003.51	131,871.49	21,211.84
761	7,164,786.41	6,946,003.57	5,907,974.33	5,738,123.51	5,131,274.89	4,523,975.24
810	33,608.41	820,791.59	256,014.90	68,532.55	222,380.61	5,737.88
830		65.00	1,507.50	1,912.50	1,184.00	156.00
840	39,785.18	10,331.35	10,711.68	8,052.26	24,616.73	1,573.83
855	78.23					
(blank)	74,367,198.52	68,029,986.69	65,300,276.70	58,078,971.92	55,933,902.44	53,434,807.25
Grand Total	101,273,983.38	92,962,156.97	86,053,710.44	75,723,872.27	68,231,185.73	72,862,995.24

Vendor By Period

Sum of Tran Amt		FY Period					
		23	22	21	20	19	18
Vendor Name	Vendor No						
10-8 RETROFIT , INC	7967			4,423.74			
3 L EXECUTIVE SERVICES	8369	32,977.16					
4IMPRINT	5678	642.37		419.97	6,088.59		1,012.36
72 HOUR LLC-NATIONAL AUTO FLT GRP	6900			87,793.84		339,286.82	
A & A FENCE CO INC	3708						1,226.76
A & A FENCE CO. INC.	7762			1,467.15			
A JUMP N PARTY, INC	6956				350.00	2,856.00	
A.C. PROPANE	8333	3,822.16					
A.C.VROMAN, INC	7419						
A-1 APPLIANCE CENTER	7517					60.23	
AARVIG & ASSOCIATES, APC	8103		30,143.67				
AB FENCE COMPANY, INC	7801			2,402.06	5,232.00		
ABB INC	3798			31,456.54	212,417.28		
ABBOTT, CELIA	7508	195.00	180.00	180.00	319.43	171.52	
ABSOLUTE CONTRACTORS, INC	8014			9,937.00			
ACCULINE CONSULTING, LLC	7689	102,355.00	195,919.25	104,560.00	41,403.60		
ACE ALTERNATORS, GENERATORS	889		205.54	1,275.64	2,878.03	1,443.57	1,471.28
ACE TECHNOLOGIES	6828		650.00	1,450.00	2,227.50		650.00
ACOM SOLUTIONS, INC	6497	5,724.00	4,035.00	3,668.00	3,494.00	3,494.00	3,190.00
ACOSTA, JESSICA	7902	208.36			217.55		
ACTION DOOR CONTROLS INC	4727					195.00	378.56
ADAMSON POLICE PRODUCTS	534			336.66			
ADAPT AD SPECIALTY	8479	3,990.82					
ADK APPRAISALS SERVICES	7617					5,700.00	
ADRIAN, MARION	6613				105.25	230.03	84.32
ADRIAN, TERRY	7525					600.00	
ADS,LLC	7663		5,400.00	4,250.00	18,024.71		
ADVANCE REFRIGERATION & ICE	6734			3,117.37			3,855.63
ADVANCED PROCESSING & IMAGING, INC	5333					19,602.00	19,602.00
ADVANCED TELEMETRY SYSTEMS	1752				960.00		
ADVANCED WORKPLACE STRATEGIES INC	4781	2,446.00	1,971.50	2,269.50	2,518.00	1,993.00	2,572.16
ADVANTAGE DEMOLITION & GRADING	8186		137,669.25				
AETNA LIFE INSURANCE	6917						450.40
AGRISERVE PEST CONTROL, INC.	7947			9,133.44			
AHRENS, JOYCE	6435	159.67	160.17	125.82		12.54	

Vendor By Period

Vendor Name	Vendor No						
AILA, GREBELL	7265	195.00	180.00	313.43	268.59	261.64	257.20
AIR & HOSE SOURCE INC	4956				961.98		427.15
AIR DELIGHTS, INC	7521					898.67	
AIR RESOURCES BOARD	6408				38,079.00	31,893.00	24,744.00
AIRGAS USA, LLC	2454						4,228.21
AIRWAVE COMMUNICATIONS ENTERPRISES	7146		1,300.43	11,703.87	11,362.95	10,672.09	12,767.80
AKINS IT	8054	138,383.17					
ALARCON GARCIA, ANGEL	8135		51.00				
ALARMCO SECURITY SYSTEMS, INC	8053		240.00				
ALBERT A. WEBB ASSOCIATES	3065	138,127.77	224,327.28	272,367.51	115,154.86	140,377.30	32,486.29
ALESHIRE & WYNDER, LLP	4994	4,945.00	2,204.03	19,274.24	16,744.79	3,982.75	27,479.39
ALFARO COMMUNICATIONS CONSTRUCTION	8209		55,625.00				
ALGIERS, LYNETTE	7977	250.00	250.00	250.00			
ALL AMERICAN ASPHALT	6724	366,134.44	2,667,613.26				121,411.97
ALL AMERICAN TOWING	1492	895.00	975.00	275.00			
ALL PURPOSE RENTALS, LLC	1819			203.50	200.20		
ALL SEASONS INSULATION	8434	2,995.00					
ALL STAR ELITE SPORTS	7098	6,014.41	6,144.17	1,103.42	3,706.87	4,607.56	4,347.76
ALL STAR GLASS, INC.	3597	4,333.79	5,605.10	1,118.55	2,550.65	2,291.31	1,860.61
ALL WEATHER, INC	6736			2,250.00	4,500.00	4,500.00	4,400.00
ALLDATA, LLC	5787				1,500.00		1,500.00
ALLEN REBUILT, INC	6643	876.00		702.00		696.00	652.00
ALLEN, MICHAEL	6626				245.88	455.16	111.41
ALLEY BARBER & HAIR STYLING , THE	8413	10,000.00					
ALLGOOD DRIVING SCHOOL, INC	7979	109.20	191.10	109.20			
ALLIANT INSURANCE SERVICES, INC	6775	10,371.00		8,979.00	7,808.00	7,808.00	7,808.00
ALLISON MECHANICAL INC	7545	891.71			8,587.17		
ALLSUP CORPORATION	4869						
ALPERT, ALAN	7825				2,400.00		
AL'S KUBOTA TRACTOR	34	662.13		1,006.70	4,214.01	5,728.86	7,351.39
ALTA PACIFIC BANK - ESCROW ACCOUNT	7438					12,248.84	
ALTA PLANNING + DESIGN INC	8297	140,061.21					
ALTAIR ENGINEERING INC	8311	9,975.00					
ALTEC INDUSTRIES, INC.	1616	329,593.79	9,331.97	24,067.95	31,386.25	8,193.90	6,892.28
ALTERNATIVE TECHNOLOGIES, INC	6482		60.00		500.00	350.00	270.00
ALTURA CREDIT UNION	2298						1,060.00
ALUM-LINE, INC	7732				5,715.00		

Vendor By Period

Vendor Name	Vendor No						
ALVARADO, NAVIL	7853			218.94	161.48		
ALVAREZ, GEORGE	7387						2,000.00
AMAZON BUSINESS	7468	58,313.59	28,652.35	18,099.45	17,429.79	10,949.57	
AMAZON CAPITAL SERVICES, INC.	8146	2,553.52					
AMERICAN CAPITAL ENT, INC	4459						387.13
AMERICAN COUNCIL OF ENG COMPANIES	7580	399.13	396.13	472.46	471.46	585.57	
AMERICAN FORENSIC NURSES	4265	12,929.75	11,938.30	10,594.66	12,767.12	9,040.00	12,920.00
AMERICAN KEY SUPPLY	7653				3,600.00		
AMERICAN NATIONAL RED CROSS	7425					94.31	
AMERICAN PLANNING ASSOCIATION	3348	500.00					
AMERICAN PUBLIC POWER ASSN	908			2,620.00	2,260.00	367.00	
AMERICAN PUBLIC WORKS ASSN	2195		268.75	260.00			
AMERICAN RAMP COMPANY	5452					7,261.32	
AMERICAN ROAD MAINTENANCE INC	8115	19,263.33	364,368.58				
AMERICAN SOCIETY OF CIVIL	3294			300.00	300.00	300.00	300.00
AMERICAN WATER WORKS ASSN	910	622.00	1,974.00	2,180.00	2,163.00	2,317.00	6,883.00
AMESTOY, THOMAS	7485					2,000.00	
AMILIA TECHNOLOGIES USA INC	8261	2,492.50					
AMIRSON, PETE	7160				109.52	42.40	
AMSTADTER, MARJORRIE	7293						600.00
ANDERSON, DENNIS & LUCILLE	7161	241.60	193.04	165.30	249.56	83.10	31.58
ANDERSON, RUSSELL	8058			1,500.00			
ANDRADE, DANIELA	7197			45.25	552.66	585.79	550.11
ANDREWS, GERALD	7316						2,181.05
ANDREWS, LORRAINE	7603	307.00	302.38	279.90	447.94	251.50	
ANGEL AGUILA AKA A&A DJ	7257						
ANGI ENERGY SYSTEMS, LLC	5299		2,187.47		15,516.18	12,556.82	
ANIXTER, INC	7048	274,867.10	757,963.11	333,410.54	570,914.09	113,127.82	54,636.93
ANKENMAN, DAVID	8206		2,400.00				
APPLIED EARTHWORKS, INC	7198						
ARAGON GEOTECHNICAL, INC	6195	5,945.00			9,230.00	6,490.00	7,174.25
ARAMARK UNIFORM & CAREER APPAREL	7743	15,979.71	14,225.76	12,881.85	4,846.04		
ARB/PERP	6063		735.00			570.00	
ARC DOCUMENT SOLUTIONS	8082		6,214.17				
ARCE, PAUL	8331	1,008.00					
ARCHIVESOCIAL, INC	8158	4,788.00	3,591.00				
ARE ANIMAL RESCUE	8117	64,786.23	45,000.00				

Vendor By Period

Vendor Name	Vendor No						
AREIAS, CALEB	7440				30.50	27.65	
ARIAS, JOE	5215		213.50		244.70	82.00	192.00
ARMITAGE, STEVE	4970						150.63
ARMSTRONG, CLIFF	8361	3,000.00					
ARRETCHÉ, RAYMOND	5310						32.00
ARROW STAFFING SERVICE	6456		100.00	20,043.00	69,365.15	89,318.08	64,020.81
ARROWHEAD SCIENTIFIC INC	4925				1,243.55		
ARROYO BACKGROUND INVESTIGATIONS	5132			7,150.00	12,305.00	13,060.38	8,130.00
ARTISTIC MAINTENANCE, INC.	5946	45,876.30	59,794.21	100,855.78	84,980.94	96,833.75	78,975.11
ASBURY ENVIRONMENTAL SERVICES DBA	6899	2,962.88	3,502.76	5,704.87	3,211.55	4,001.00	794.63
ASCAP	4697				363.00	357.00	348.00
ASHTON, LARA	7511					122.50	
ASPEN ENVIRONMENTAL GROUP	5685			333.65	1,514.90	29,135.62	229,448.71
ASSOC OF CA WATER AGENCIES	2146				980.00		
ASSOC OF ENVIRONMENTAL PROF	7581					450.00	
ASSOC OF RIVERSIDE COUNTY	3072	200.00				150.00	
ASSOCIATED BAG COMPANY	921			2,506.64	1,386.10		
AT&T CALNET 2	6175	11,734.78	11,085.99	13,358.56	10,393.29	8,563.94	11,382.56
AT&T GLOBAL CUSTOMER CARE CENTER	4816						3,372.25
AT&T MOBILITY	3844		2,891.80	11,402.03	9,983.44	8,921.16	9,991.65
AT&T MOBILITY LLC	8147	13,901.83	10,377.52				
ATBACKGROUNDS	7667	349.81	605.00	149.39	435.25		
ATG AUTOMOTIVE TRAINING GROUP	7698				418.00		
ATKINSON, ANDELSON, LOYA, RUDD & RO	7460					17,040.00	
ATLAS BUSINESS SOLUTIONS, INC	6810		940.80	806.40	864.00	806.40	844.80
ATWORK FRANCHISE, INC	7526			4,038.72	125,343.78	36,221.60	
ATWORK PERSONNEL SERVICES	7937	20,830.90	117,373.59	72,551.50			
AUER, WILLIAM	6942	1,692.49	3,241.42	110.00	(12.00)	12.00	1,883.30
AURIGA CORPORATION	8259	50,950.00					
AUSTIN, CHANDA	8114	29.25	246.50				
AUSTRUM, RICHARD & DIANA	6457	150.00	150.00	300.00	297.29	279.84	120.71
AUTOMATED GATE SERVICES, INC.	3933	6,531.25	4,605.00	3,971.50	5,948.00		1,771.00
AVERY, ALEXANDRA	6772						4,411.17
AVILA, CHRISTINA	6593	504.00	438.00		98.00	378.00	100.00
AVILA, SOL	7121	5,375.67	3,601.77	138.24	6,821.03	133.84	48.00
AVILA, VINCENT	5872	3,842.90	3,426.49	3,760.73	4,538.45	1,675.06	2,756.11
AVINA, SYLVIA & FLORENCIO	8336	3,000.00					

Vendor By Period

Vendor Name	Vendor No						
A-Z BUS SALES, INC. (COLTON)	2073		33,227.08	13,300.04	29,568.93	4,081.83	12,356.40
B & H FOTO & ELECTRONICS CORP	6638					908.18	3,153.03
BAB STEERING HYDRAULICS INC	6000				2,874.56		
BABCOCK LABORATORIES, INC	6774	63,015.25	42,470.59	49,523.50	31,729.00	34,839.00	24,607.00
BADGETT, STEPHEN H	7324						441.91
BAEZA, HECTOR	5644						112.00
BAKER & HOSTETLER LLP	7715				972.00		
BAKER, CHARLES	8099		(400.00)				
BALLESTEROS, ILIANA	8327	1,800.00					
BANNING CHAMBER OF COMMERCE	7632	8,450.00	2,500.00	10,500.00	21,305.00	75.00	
BANNING GLASS MIRROR & SCREEN	7101	4,349.29	1,944.10	1,384.07	1,985.92		
BANNING OFFICE VENTURE LLC (VANIR)	7410						1,097,207.00
BANNING POLICE EXPLORERS POST 1250	7738	685.00	570.00	992.64	825.00		
BANNING POLICE OFFICERS ASSOC	939			4,762.28	19,350.00	21,600.00	23,750.00
BANNING POLICE OFFICERS ASSOC.	7990	26,392.70	26,476.06	16,617.98			
BANNING SAN GORGONIO PASS AREA	816					620.00	1,605.00
BANNING TECH KNOW	8406	10,000.00					
BANNING UNIFIED SCHOOL DIST.	2637			39,001.36	1,500.00	181.92	
BANNING VETERINARY HOSPITAL	5297	9,093.21	1,426.16				
BARBA, MARTIN	8059			2,400.00			
BARBER, CAROL	7056					111.17	223.62
BARNES & THORNBURG LLP	5559		4,950.00		4,950.00	4,950.00	4,950.00
BARNETT, DAVID	7280						134.68
BARR DOOR, INC	6710	9,910.18					
BARRIBAL, KATHRYN	7217						238.66
BARRILLEAUX, BRENDA	7854	140.13			287.48		
BARSTOW, CINDY M	7144			250.00		300.00	
BARSUGLI, JAMES	8345	1,600.00					
BARTLETT, ROBERT & DEANA	6556				69.62	134.63	142.33
BARTON, JUDITH MARGARET	6733						385.00
BASKENT, GAIL	8176		900.00				
BATTERY SYSTEMS, INC	6312		118.25	6,744.61	4,471.20	2,804.21	4,097.14
BAUDVILLE INC	3573		94.09				347.46
BBVA COMPASS	6392			216,234.43	217,810.23	217,695.26	217,882.55
BEACON BID	8465						
BEAR COMMUNICATIONS, INC	7137					357.73	4,093.42
BEAUMONT BASIN WATERMASTER	4972	86,381.00	34,548.64	40,434.43	26,605.00	36,878.00	40,481.00

Vendor By Period

Vendor Name	Vendor No						
BEAUMONT CHAMBER OF COMMERCE	3628	30.00	525.00	22.00	610.00	190.00	195.00
BEAUMONT CHERRY VALLEY WATER	3674	313,325.97	110,097.88		4,864.81	29,211.72	37,967.94
BEAUMONT DO IT BEST HOME CENTER	6091	14,478.91	12,782.37	10,981.62	16,012.36	14,457.78	12,490.70
BEAUMONT GLASS & DOOR	7400				628.01	347.91	
BEAUMONT GLASS AND DOOR	6522						402.14
BEAUMONT POLICE DEPT	6644					3,481.23	
BEAUMONT POWER EQUIPMENT	7579				123.49	111.32	
BEAUMONT SAFE & LOCK	951	7,545.89	2,532.85	4,725.83	3,048.79	1,681.37	2,017.23
BEAUMONT, CITY OF	3471				488.39		67,997.58
BECERRA, ELADIO	6575	195.00	180.00	321.82	182.69	321.65	
BECHTEL, PETRA	6982	195.00	180.00	160.30	60.26	125.10	165.62
BECKER, BRAD	4850	188.75					
BEDEL, RICHARD	8337	3,000.00					
BEHAVIORAL ANALYSIS TRAINING, INC	7882				962.00		
BELFOR ENVIRONMENTAL, INC	6821				27,943.56	55,403.21	
BELFOR USA GROUP INC	7474						
BELL, FRANK	7022					203.82	471.94
BELL, GLORIA TOTI	8152	25.00	136.50				
BENDER, BEVERLY	6384				137.51	174.39	172.27
BENHAR, DIANA T	7099	3,433.50	3,544.80	130.20	2,859.02	2,097.20	2,884.53
BENNETT, MICHAEL	5577		(12.00)	(20.00)	4,000.00	3,376.02	32.00
BENNETT, SALWYNNE	6902				128.37	136.68	156.80
BERMUDEZ MFG WELDING	7454					2,963.13	
BERNARD, KEVIN	6927						48.00
BERNARDS OFFICE FURNITURE INC	8442						
BERRES, MARK	7407					42.00	168.00
BESSIX, WILLIAM	8188		900.00				
BEST BUY CO., INC.	2896						0.00
BEST EQUIPMENT SERVICE	8172		1,048.16				
BEWEAR CREATIVE INC	7984	14,435.43	6,519.16	18,947.11			
BIBBO, ROBERT & MARCIA	6557	120.03	190.55		205.64	162.67	113.54
BIDDLE CONSULTING GROUP, INC	7702				1,710.64		
BIG TEX TRAILER WORLD	2643	36.59			2,621.69		
BILLHIMER, MARJORIE	5443				233.23	254.10	202.74
BIO-TOX LABORATORIES	2051	11,391.00	10,021.00	13,061.00	17,121.30	10,476.50	14,383.00
BJ'S RENTALS INC	7310				40.00	213.26	200.75
BLACK & VEATCH MGMT CONSULTING	8109	26,700.00	44,200.00				

Vendor By Period

Vendor Name	Vendor No							
BLACK KNIGHT TERMITE & PEST	8256	1,935.00						
BLACK MARKET WINDOW TINT	7769			2,160.00				
BLACK MARKET WINDOW TINT	6911				1,820.00	340.00	180.00	
BLACKFORD, CHARLES	7355				189.33	8.76	208.63	
BLACKWELL, CAROL	7320	315.00	300.00	330.00	389.58	144.32	686.48	
BLAIS & ASSOCIATES, LLC	7612	109,978.00	58,838.25	47,578.73	20,794.94			
BLAISDELL'S BUSINESS PRODUCTS	8271	7,510.16						
BLAKESLEE, DENISE	8376	2,000.00						
BLAND, KATIANA	7303							268.80
BLANK, BARBARA	6628	315.00	650.00	300.00	300.00	248.48	289.45	
BLEIER, TODD	7816	195.00	270.00	360.00	117.85			
BLISS, JAMES	7719				1,500.00			
BLOOMHUFF, NINA	5704	195.00	180.00	162.22	175.61	351.21	154.34	
BLUE SHIELD OF CALIFORNIA	7251	845,612.47	663,064.34	634,286.08	652,588.59	696,036.01	562,468.15	
BLUEBEAM, INC	8338	10,404.00						
BLUMENFELD, PHILLIP & JOAN	7162	82.71	98.55	900.00	201.74			
BMW MANAGEMENT, LLC	7516					5,000.00		
BOA ARCHITECTURE	6870	79,405.00	2,100.00		19,947.50		22,620.00	
BOEHM, REGINA	7116				300.00	2,955.67	2,006.07	
BOGARD, LINCOLN	8420	779.45						
BOGLE, BILL	7567					2,000.00		
BOGLE, JEAN	7568					1,500.00		
BOIES, SANDRA DIANE	6748	195.00	180.00	309.34	353.36			
BOLIN, DIANA	7817	195.00	180.00	324.32	360.24			
BONNER, STARLIN & DOLORES	7720				1,500.00			
BOOTH, CATHY	7085	195.00	180.00	180.00	211.73	231.93	119.26	
BORDEN EXCAVATING INC	8411	94,650.00						
BORISMETRICS	7739		13,500.00	14,296.50	9,585.00			
BOSCH AUTOMOTIVE SER SOL INC	7456					230.00		
BOSTON, LINDA	6362	195.00	180.00		259.06	77.73	136.58	
BOTTOM, THELMA	7828				900.00			
BOUSLOG, STACY	6498				266.76	599.99		
BOWEN, DOROTHY	6436					85.62		
BOWEN, WAYNE	7875	134.80	212.92	233.08	353.63			
BOWSER, CYNTHIA	7888				900.00			
BOYDD PRODUCTS INC	7147	20,903.50						1,583.93
BOYS & GIRLS CLUBS	5351		4,500.00	10,000.00				

Vendor By Period

Vendor Name	Vendor No							
BPS TACTICAL, INC	5542				2,244.44	598.01	1,794.04	
BRAGG CRANE SERVICE	2718			6,515.40				
BRANDON, KATHY	2883						16.00	
BRANNEN MOTOR COMPANY	8399	576,000.00						
BRAX COMPANY, INC	7901							
BREEDEN, DEWAINE	7570					900.00		
BRIANT, HARRIET	7382	201.98	256.21	276.40	417.32	252.63	267.00	
BRIANT, RAY	6250						0.00	
BRIDGESTONE HOSEPOWER, LLC	7291				407.98	4,694.56	2,326.96	
BRIGHTLY SOFTWARE , INC	7880	89,814.16		37,882.25	49,787.46			
BRINK, KATHY	7295						1,500.00	
BROADCAST MICROWAVE SERVICES, INC	7155							
BROADLUX, INC	6182					5,857.67		
BROCK, SARA	8139	496.50	250.00					
BROWN, ANDREW	7412						783.00	
BROWN, ERIC	4044					21.54		
BROWN, GLENN	7356	31.99		160.51	328.24		1.65	
BROWN, KAREN	7964			900.00				
BROWN, STEVEN & DEBRA	7569					2,000.00		
BROWN, TIMOTHY	7855				294.10			
BROWNE, ANTHONY	7896				776.00			
BRUNELLE, DAVID	8403	1,600.00						
BRUNSON, CHRISTOPHER	8332	315.00						
BT SUPPLIES WEST	7311				0.00	8,773.60	6,114.15	
BUCHANAN, CHARLES	7856			80.58	298.07			
BUCKMAN, JACALYN	7994	195.00	180.00	354.22				
BUDD-FALEN LAW OFFICES, LLC.	7651	31,220.00	28,635.00	60,477.34	45,485.96			
BUGS PLUS	7128							
BULCHA, NANCY	7602	192.57	197.44	1,971.93	285.91	60.17		
BUNCH, JAMES & BRENDA	6251	233.11	233.31	230.26	339.58	165.69	275.18	
BURCHINAL, DALE & SUSAN	7572					1,500.00		
BURLINGTON SAFETY LABORATORY	7799	6,540.99	5,289.26	3,482.20	9,794.83			
BURLINGTON SAFETY LABORATORY	972					63.00		
BURNHAM, BARBARA	7386						1,500.00	
BUS & EQUIPMENT REPAIR	4807	4,204.52						
BUSINESS TELECOMMUNICATION	6702	1,609.44	10,426.59	732.76	9,434.40	1,486.44		
BUTCHER, CAROLE	8009			1,800.00				

Vendor By Period

Vendor Name	Vendor No							
C.S. LEGACY CONSTRUCTION, INC	5504	30,101.19						
CA. DEPT OF TRANSPORTATION	998	4,456.95	4,585.83	3,741.40	5,673.01	3,190.99	5,828.46	
CA. ST. BOARD OF EQUAL. - FUEL	2257	2,715.00	2,405.91	3,206.52	2,380.08	17,936.05	3,704.16	
CA. ST. BOARD OF EQUALIZATION	3012	4,727.00	734.00	7,617.00	2,400.00	3,952.00	57,943.00	
CA. ST. DEPT. OF CONSERVATION	994	3,390.18	2,570.41	1,518.10	281.72	46.31	83.36	
CA. ST. DEPT. OF FISH AND WILDLIFE	4385						5,000.00	
CA. ST. DEPT. OF FORESTRY	3220	453.56	1,360.68					
CA. ST. DEPT. OF MOTOR VEHICLES	6444	44,640.00					19.83	
CA. ST. DEPT. OF TOXIC	3153						200.00	
CA. ST. EMPLOYMENT DEV. DEPT.	985	791,166.58	770,408.18	604,161.55	520,634.00	383,486.30	349,669.28	
CA. ST. PUBLIC EMPLOYEES	997	6,336,693.88	6,021,221.65	5,382,702.06	4,796,517.82	4,253,668.46	3,790,972.30	
CABALLERO, DANIEL	7051	1,063.70	2,585.99			157.00	1,981.98	
CABAZON WATER DISTRICT	8394	323,454.22						
CABRERA, YESENIA LOPEZ-	7864	202.34			346.58			
CAL CITIES	2496	14,449.00	13,643.00	13,149.00	14,009.00	15,666.00	13,114.00	
CALACT	3726	1,230.00	560.00	535.00	535.00	510.00	485.00	
CALDER, MAX	7309						216.82	
CALDERON, MARIE	980						500.00	
CALDERON, SANDRA B	4577	250.00		299.95	433.26	1,403.71	833.80	
CALHOUN, RAYMOND	7314				159.52	314.61	307.59	
CALIF BUILDING STANDARDS COMMISSION	6292	759.45	1,822.90	529.20	303.34	369.36	460.80	
CALIFORNIA ASSOC FOR LOCAL ECO DEV	7540					795.00		
CALIFORNIA ASSOCIATION OF CODE	5337	1,125.00	190.00	1,285.00	1,265.00	190.00	958.00	
CALIFORNIA CHAMBER OF COMMERCE	5791				437.89	455.76	449.89	
CALIFORNIA COLLISION CENTER	8017			89.95				
CALIFORNIA DEPT OF TAX AND FEE ADMN	1756	25,791.00	34,911.00	32,759.76	31,179.40	32,367.32	31,826.76	
CALIFORNIA LAW ENFORCE ASSN	3780	8,181.00	6,933.50	5,610.50	5,586.00	5,243.00	5,806.50	
CALIFORNIA LAW ENFORCEMENT ASSOC	6858			(20.00)	540.00	630.00	175.00	
CALIFORNIA MUNICIPAL REVENUE &	3259		150.00	125.00	100.00	100.00	100.00	
CALIFORNIA MUNICIPAL STATISTICS	6811	550.00	500.00	500.00				
CALIFORNIA MUNICIPAL UTILITIES	988				2,889.00		16,381.00	
CALIFORNIA PARK & REC SOCIETY	989	850.00	850.00	850.00	1,841.66	335.00	1,700.00	
CALIFORNIA PEACE OFFICERS' ASSN	1585	1,150.00		1,150.00	1,150.00	1,715.00	1,400.00	
CALIFORNIA POLICE CHIEFS ASSN	3210	10,300.00			1,840.00		419.00	
CALIFORNIA REAL TIME NETWORK	7609					1,000.00		
CALIFORNIA RURAL WATER ASSOCIATION	6455	1,507.00	1,435.00	1,367.00	443.00	1,302.00	1,240.00	
CALIFORNIA STATE TREASURER	7952	119.00		75,400.00				

Vendor By Period

Vendor Name	Vendor No							
CALIFORNIA SURVEYING & DRAFTING SUP	7552						11,869.74	
CALIFORNIA TOOL & WELDING SUPPLY	1648							980.95
CALIFORNIA UTILITIES EMERGENCY ASSO	7669	500.00						
CALIFORNIA WATER ENVIRONMENT	4042	1,395.00	1,723.00	1,915.00	1,718.00	1,635.00		720.00
CALIFORNIA YOUTH SPIRIT CORP, THE	7822				841.40			
CALIFORNIA, STATE OF	992	23,808.00	22,476.05	53,095.29	23,500.00	30,693.00		3,658.00
CALIFORNIA-NEVADA J.A.T.C.	3958	15,416.66	9,000.00	9,000.00	5,000.00	5,100.00		18,575.00
CALIMESA CHAMBER OF COMMERCE	8205		60.00					
CALLAHAN, BRIAN	5171	18,241.72	1,832.19	1,606.49	348.48	163.60		1,793.00
CALYO	7848				6,288.00			
CALOLYMPIC GLOVE & SAFETY CO, INC	95	2,584.30	713.15	2,203.68	1,930.41	3,222.73		
CALPERS 457 PLAN - 450260	4051	694,030.07	715,319.59	687,770.99	736,804.51	696,439.20		714,785.55
CALPROMAX ENGINEERING, INC.	7660				857,102.31			
CAMPA, ERIC	7287	1,229.76	991.49	25.50	4,468.22	702.90		4,359.56
CANALES, SILVERIO	7796	195.00	210.00		179.27			
CANON FINANCIAL SERVICES, INC	7078	20,178.55	18,768.90	11,520.25	11,919.28	10,659.15		11,035.29
CANYON COPY & PRINT, INC	8002							
CANYON SPRINGS ENTERPRISES	8313	503,096.25						
CAPITAL REALTY ANALYSTS, INC	7260	9,700.00	14,700.00		20,900.00	42,500.00		26,200.00
CAPPO	8112	560.00						
CAPRCBM	5663							225.00
CARAHSOFT TECHNOLOGY CORPORATION	7687		2,421.09	7,521.34				
CARDENAS, LUIS	7389							300.00
CAROLLO ENGINEERS	5350	7,879.50						262,652.22
CARON, DOMINIC	8431	2,400.00						
CARPENTER, MELINDA	8357	1,800.00						
CARPER, CATHY	7226					251.72		178.61
CARRANZA, CORY	7163				127.34	40.57		4.26
CARTEGRAPH SYSTEMS LLC	5980	6,153.02	4,928.83	10,662.31	4,199.74	3,908.06		3,722.04
CASC ENGINEERING AND CONSULTING INC	6874	24,390.75	9,318.78	501.00		1,600.00		
CASSADAS, ERICA	7086	250.00				1,804.38		298.00
CASSINO, CINDY	7741				55.80			
CASTANEDA, SANDRA	6396	244.00	178.37	277.88		73.49		300.00
CASTILLO PARTY RENTALS	8393	1,560.00						
CATEGORY FIVE TECH INC	7625					580.00		
CAVANAUGH & ASSOCIATES, P.A.	7472	2,500.00	2,500.00	2,500.00	2,500.00	2,500.00		
CAYO, BENJAMIN	5546				239.39	47.91		

Vendor By Period

Vendor Name	Vendor No						
CCMF	6648	400.00	400.00	400.00	400.00		
CDIAC	7809				1,005.00		
CDW GOVERNMENT, INC	4253	94,738.91	106,158.80	75,799.28	74,598.23	32,708.07	33,658.90
CELL BUSINESS EQUIP-LEASING	7561	10,477.25	8,675.24	3,455.01	3,184.16	1,635.66	
CELL BUSINESS EQUIPMENT (CBE)	7033	12,143.56	11,747.75	15,688.25	37,232.04	24,830.61	15,919.16
CENTER ELECTRIC SERVICES, INC	5307	120,541.29	70,955.18	65,306.82	12,158.68	10,015.59	2,960.16
CESCOLINI, SALLY	6338						117.25
CHACON, ARTHUR	5344	207.25	135.00		136.00	250.00	254.00
CHAPPAROSA, RITA	1588						178.88
CHAPPAROSA, TOM	4903						32.00
CHARLES ABBOTT ASSOCIATES, INC	6901				59,647.54	225,547.78	148,875.40
CHARLES P CROWLEY CO INC	4999					1,593.61	
CHAVEZ, ANNA	6233				122.98	236.65	262.72
CHEMSEARCH	1733				374.04		
CHERRY VALLEY NURSERY AND	2192	3,342.39					
CHEUNG, CHRISTINE	8133		900.00				
CHIEFFO, CATHERINE	7971			6,495.03			
CHIPOTLE MEXICAN GRILL	7477					1,450.00	
CHR SERVICES, INC.	7760		660.00		1,980.00		
CHRIS TAYLOR'S PLUMBING	7770			1,948.89	832.98		
CHRIS TAYLOR'S PLUMBING	6381				1,602.54	1,833.94	6,832.25
CHRISTENSEN, JENNIFER	8044			463.00			
CHRISTY WHITE ASSOCIATES, INC	7436						
CHRISTY WHITE, INC.	7771				32,200.00		
CHURCHWELL WHITE , LLP	7692			3,929.25	7,256.20		
CI SOLUTIONS	5838	1,189.87		2,015.03	620.00	304.04	4,809.42
CI TECHNOLOGIES, INC.	7985	2,400.00	2,400.00	15,800.00			
CIFELLI, STEVEN	8229		3,000.00				
CINTAS CORPORATION	7061	17,308.69	11,984.30	11,249.95	13,520.82	41.07	
CITIZEN'S HEARINGS & APPEALS	7704				500.00		
CITRIX SYSTEMS, INC	6646			1,808.00	1,812.96	1,808.00	1,808.00
CITY CLERKS ASSN OF CALIFORNIA	1476	500.00		27.50	92.50	200.00	
CITY OF BANNING (BNG)	8274	7,005.06					
CITY OF BANNING UTILITIES	7992	7,562.81		7,329.62			
CITY OF REDLANDS	7252				184.13		
CITY OF SANTA ANA	8435	1,250.00					
CIVICPLUS	5418	20,282.54	19,316.70	19,818.31	17,667.26	22,394.62	19,046.00

Vendor By Period

Vendor Name	Vendor No							
CLARK, DOROTHY JEAN	7357	149.73	162.97			44.98	52.98	
CLASS ACTS AUTOBODY, INC.	7403							
CLA-VAL	2125	53,767.13	74,441.24	10,389.71	2,728.82	17,019.37		
CLAYTON, ROCHELLE	7141						360.00	
CLEAN DIESEL SPECIALISTS	8234	271.18						
CLEAN ENERGY	8317	21,518.69						
CLEAN HARBORS ENVIRONMENTAL	8137	25.00						
CLEAVELAND PRICE, INC	7894			8,154.52				
CLIFTONLARSONALLEN LLP	8057	69,994.91	55,115.00					
CLINKSCALE, LAVONIA	6931	195.00	180.00	133.43	271.17	241.31	246.61	
CLYMENS, RONNA	6433				203.72	206.58	195.84	
COAST FITNESS	7930			327.36				
COBB, ROBERT	7747				2,500.00			
CODY, LINDA	6935						118.35	
COFFEY, BENJAMIN	6703	70.00			105.93	907.46	1,173.52	
COLLATZ, ED	7748				2,500.00			
COLLINS, ELIZABETH	5468	195.00	240.00	540.00		83.20	70.31	
COLLINS, GOURLEY	4857						32.00	
COLONIAL INSURANCE	5877	296,321.74	253,781.27	201,374.71	191,502.55	177,552.97	167,163.39	
COLUMBARO, NOLA	7857	99.77	140.90		269.46			
COMBS, CHRISTOPHER	8040		88.45	47.83				
COMCATE SOFTWARE, INC	6863	8,818.50	8,561.66	8,312.29	8,070.18	5,791.44	5,622.76	
COMDIRECT, INC	6464	7,605.00	7,525.00	7,525.00	7,225.00	7,225.00	7,225.00	
COMMERCIAL DOOR COMPANY, INC	2218							
COMMISSO, DOMINICK	7827				2,400.00			
COMMONWEALTH LAND TITLE	6030			(700.00)	700.00			
COMMUNITY WORKS DESIGN GROUP	8238	11,973.72						
COMPETITIVE PAINTING	8307	9,800.00						
COMPRESSED AIR SPECIALTIES	2694						1,057.94	
CONCENTRA MEDICAL CENTERS	8153	6,754.00	3,975.00					
CONSOLIDATED ELECTRICAL	120	1,871.97	3,089.65	6,584.03	1,785.13	1,272.70	3,033.19	
CONTAINER ALLIANCE	8404	4,814.60						
COOK, SHARON	6584		420.00	180.00	360.00	198.02	198.02	
COOK, SUZANNE	7398		985.13	530.00	902.60	300.00	436.00	
COOK, TAYLOR	8155		94.00					
COOPERATIVE PERSONNEL SVCS.	1022	2,150.50	708.00	1,537.80	42,188.90	3,048.30	2,193.50	
COPELAND, RICHARD	7830				3,250.00			

Vendor By Period

Vendor Name	Vendor No						
CORA CONSTRUCTORS, INC	7915			222,947.98			
CORE & MAIN, LP	7772	90,367.77	127,988.00	114,684.40	87,530.03		
CORE AND MAIN, LP	7312				56,459.07	21,014.95	36,250.58
CORE MICROSYSTEMS	7763		4,776.00	4,776.00			
	6025				4,776.00	6,071.00	3,683.00
CORELOGIC INFORMATION SOLUTIONS INC	6214				500.04	1,733.44	1,950.12
CORELOGIC SOLUTIONS, LLC	7773				933.40		
CORNELL, JOE	8380	32.50					
CORNER KEYSTONE CONSTRUCTION CORP	7354						
CORNERS INC	7546					10,000.00	
CORNERSTONE DEVELOPMENT CO.	8000	115,335.00	67,700.00	185,742.50			
CORPORATION SERVICE COMPANY	8102	1,358.00	1,027.00				
CORRAL, DANIEL	7358	21.02	108.45	129.32	155.82		109.01
CORRAL, RAUL	5706						190.40
CORTEZ, TRINIDAD	7619				400.00		
CORTEZ-JASSO, VICTOR	7036		597.90		259.50		97.13
COSENTINO, MARTHA	4418	364.92			185.96		
COSGROVE, EDWARD	7294						2,500.00
COST RECOVERY SYSTEMS, INC	6727	6,750.00	6,250.00	5,500.00	6,750.00	4,250.00	
COTTAGE, GREGORY	4700						64.00
COUNSELING TEAM INTERNATIONAL, THE	2232	8,150.00	9,050.00	8,025.00	8,925.00	6,975.00	7,675.00
COUNTY OF RIVERSIDE DOEH	1901	156.00				98.00	
COUNTY OF RIVERSIDE-ANIMAL CONTROL	7461			167,615.78	154,094.50	130,442.40	
COURTESY CHEVROLET CENTER	7800				28,721.81		
COUSAR, JAMES	8129	769.90	0.00				
COUTS HEATING & COOLING, INC	5345	52,139.35	19,194.64	53,660.46	45,461.13	22,095.82	24,566.12
COX, AMBER	7717				485.00		
COX, CRYSTAL L	7907				126.00		
COZAD & FOX, INC	5257		1,847.50		49,483.20	23,929.60	56,921.70
CRABTREE, JEFFREY	7626	195.00	180.00	231.42	86.61	143.67	
CRAGHEAD, VERONICA	5157					45.00	16.00
CRAIN, MARK	8385	130.00					
CRANOR, TANDY & OLA	7449					0.00	
CRAWFORD, BILL & MARILYN	6253		297.99	314.62	423.50	271.22	1,384.45
CREARTIVE MEDIA & DESIGN	7031				2,289.69		
CREATIVE BUS SALES INC	3412	13,948.01	29,978.51	22,593.96	3,718.08	100,026.77	444,769.39
CREDITRON CORPORATION	6466			7,172.10	5,049.83	1,571.69	5,930.00

Vendor By Period

Vendor Name	Vendor No							
CRIME SCENE STERI-CLEAN, LLC	6507	1,400.00						
CROSBY, JAMES E.	6049		117.90	104.49	80.58	35.78	336.52	
CROSTOWN ELECTRICAL & DATA	8305	12,115.97						
CSMFO	2954	375.00	150.00	110.00	110.00	110.00	570.00	
CUEHIT INC	8191		4,100.00					
CULVER COMPANY	4331				332.60			
CULVER-NEWLIN	7088						2,291.84	
CUMMINS SALES AND SERVICE	4047	1,563.10	2,353.82	1,876.19	2,250.39	4,056.50		
CUMMISKEY, SHERRIE	8051			900.00				
CUNNING, ALISON	6525				349.08	279.00	300.00	
CUSTOM TROPHIES & UNEEK AWARDS	7774	4,469.51	4,915.30	547.90	2,226.52			
CUSTOM TROPHIES & U-NEEK AWARDS	1031				842.61	2,505.82	2,312.05	
CUSTOM TRUCK ONE SOURCE	8160		18,227.51					
CV STRATEGIES	7096	5,091.98	4,533.06	9,637.12	18,706.25	27,314.85		
CWEA SSO-WDR WORKSHOP	3452						310.00	
CYBERTEK	6149				399.00			
CYBERTEK COMPUTER & NETWORKING SVCS	7949		9,173.64	23,088.16				
CYBERTIME NETWORK COMMUNICATIONS	6189	28,916.00	20,792.00	25,990.00	34,728.77	31,188.00	36,888.00	
D&C SOUND	7677		500.00					
D&M JOB INC.	7696	10,608.60	9,890.18	4,281.92	9,591.82			
D.C. HUMPHRYS CO, INC	7481					594.64		
DAFT, BARBARA	7601	123.53		167.03		102.25		
D'AMBROZIA, DENISE	7806		250.00		238.97			
DANGELO CO	5766	21.55		24,952.60	1,142.42	13,090.12	20,513.25	
DANIEL R HOUSER INC	8220	7,275.00	6,000.00					
DANIELS TIRE SERVICE	135		661.04	4,453.41	17,673.13	8,757.16	9,094.84	
DATUIN JR, CORNELIO	5335	1,141.45			85.43		316.00	
DAUGHERTY, DONNA	7826				900.00			
DAUGHERTY, KAYLEE	7538	500.00	550.00			400.00		
DAVILA, BERTHA	7039	195.00	180.00	130.71	171.45	311.74	258.77	
DAVIS, ADELINE	7749				2,000.00			
DAVIS, JOHN	7318						2,000.00	
DAVIS, JONATHEN	7334						240.00	
DAVIS, RANDOLYN	6983	195.00	180.00	180.00	157.79	188.88	193.75	
DAVISON, LOUIS	7858			171.93	370.64			
DBT TRANSPORTATION SERVICES, LLC	7950	23,092.94	6,750.00	6,750.00				
DC FROST ASSOCIATES, INC.	7255							4,587.12

Vendor By Period

Vendor Name	Vendor No						
DE ANDA, JULIE	7346						24.00
DE LA FUENTE, SONJA	6098				250.00	300.00	340.54
DE ROULE, HENRI	7721				259.75		
DEBRA L. REILLY	8106		714.00				
DECALS BY DESIGN, INC	6705					907.67	
DEERE & COMPANY	4917			4,868.15			
DEGUIRE WEED ABATEMENT, INC	7691	267.00		550.00	4,740.00		
DEGUZMAN, MILDRED	6773	195.00	180.00	245.63	117.65	105.69	124.95
DELL MARKETING LP	3787	4,454.49	4,827.54		27,856.38		11,164.29
DELONEY, JAMES DEAN	8373	629.69					
DELTA DENTAL INSURANCE COMPANY	8123	4,853.22	3,715.68				
DELTA DENTAL OF CALIFORNIA	8108	71,737.40	71,971.82				
DEMOSS, DANIEL	8356	1,800.00					
DENSON, LISA	7411						80.80
DEPARTMENT OF GENERAL SERVICES	7895				3,800.00		
DEPARTMENT OF COMMUNITY SERVICES	5667	16,894.76			1,077.39		383.00
DEPT. OF INDUSTRIAL RELATIONS	2492			5,925.00	975.00	2,167.50	731.25
DERRICOTTE, JOHN	7245						551.09
DESAI, AJIT	7600	264.08	260.22	360.37	548.11	202.23	
DESIGN WEST ENGINEERING	7062					3,712.50	14,720.00
DESJARDINS & PANTIZ, LLP	7810				0.00		
DESTEFANO JR, FRED	7266		180.00	317.09	228.28	117.69	206.28
DEUSENBERRY, DANIEL	7070			481.25	43.50	44.00	592.00
DEUTSCHE BANK TRUST CO AMERICAS	6652						2,545,500.00
DEWETT, TOM & LORAY	6255	168.85	187.16		288.11	118.82	27.75
DEX MEDIA	6781					324.07	361.22
DFM ASSOCIATES	1826				57.64	57.64	
DIAMOND ENVIRONMENTAL SERVICES	6517	11,313.81	1,851.41	6,662.60	1,067.00	502.98	793.77
DIAMOND HILLS CHEVROLET BUICK GMC	7082	3,076.02	378.24	906.85	10,983.91	8,357.44	105,925.73
DIAMOND MANUFACTURING INC.	1664			194.75			
DIAZ, ALEJANDRO	5383						2,607.08
DIAZ, RICHARD D	4597				250.00	542.99	215.18
DIAZ, RICK	1050					744.86	
DIFFENDORF, DAVID	8015			900.00			
DIGITAL SCEPTER CORPORATION	7666	8,160.00					
DIMITRIJEVICH, JAMES	6969	(310.00)	300.00		145.32	568.17	154.92
DINGMASTERS	4126				6,216.39		

Vendor By Period

Vendor Name	Vendor No						
DIRECTV	5552			61.25	283.55	240.89	192.25
DISCOUNT BEE REMOVAL	7945			2,347.50			
DISCOUNT CLEANING PRODUCTS, LLC	7662						
DISPLAY SALES CO.	4002					16,840.00	
DIS-TRAN PACKAGED SUBSTATIONS, LLC	7069	235,855.50	67,544.75				139,050.01
DIVISION OF THE STATE ARCHITECT	6603	634.80	416.00	567.20	604.80	597.00	467.10
DLT SOLUTIONS, LLC	5302	7,795.72		1,176.00	196.00	286.65	
DMC POWER INC	8070	14,222.62	13,050.72				
DOBBINS, DEANN LOUISE	7512	208.60	630.00		238.00	294.00	
DOLLAR TREE STORES	6424						
DOMINGUEZ, ALICE	8208		1,800.00				
DOMINIC ROCHA BAND	7256		0.00			1,000.00	
DONAHOO, HAROLD	8060			900.00			
DON'S PETROLEUM EQUIPMENT SERVICES	8165	3,232.50					
DOOLEY ENTERPRISES, INC	634					8,103.34	
DOROTHY RAMON LEARNING CENTER, INC	6377		120.00				
DOTY, MARJORIE	7408				252.99	431.94	166.37
DREAMSEATS LLC	8428	3,916.72					
DRIVELINE SERV OF BANNING, INC	937						
DRIVESAVERS INC	8140		6,120.62				
D'SILVA, OLIVER	7499					270.00	
DSLPROS	7918			4,976.35			
DUDEK	7112	36,289.12		17,635.31			
DUGGAN, LUELLA	7289					353.65	162.22
DUGGINS, LANCE	5397		250.00				32.00
DUKE'S ROOT CONTROL INC	5820	25,000.00			17,000.00		
DUNN, ALLEN A	6256					133.31	231.51
DUNN, SUZANNE	7877			188.17	288.11		
DUNN, TERRY	3204			1,838.26		(16.00)	1,644.00
DYNAMIC BUILDING MAINTENANCE INC	7944	61,674.00	44,002.00	50,288.00			
E CONSERVATION CONSTRUCTION	8320	18,570.00					
E.R. BLOCK PLUMBING	7839	26,992.50	12,604.38	5,071.19			
EA DESIGN AND CONSTRUCTION, INC	8016						
EAGLE AERIAL SOLUTIONS	8263						
EASI FILE	8095		289.35				
EAST VALLEY WATER DISTRICT	6577					400.00	400.00
EASYWORKFORCE SOFTWARE INC.	8021			2,561.20			

Vendor By Period

Vendor Name	Vendor No						
ECCLESTON, CHARLES	7359	202.93	206.93	164.43	220.70	11.72	181.74
ECCLESTONE, CHERYL	7195	195.00	180.00	360.00	288.69	181.36	336.17
ECONO FENCE, INC	7339			9,440.00			55,536.52
ECORP CONSULTING, INC	6924						
ECS IMAGING , INC	4275	26,450.00	41,542.70	38,369.70			
ECWEST	8408	582.88					
EDGELL, ANNIE	6692	195.00	300.00	241.05	293.36	305.74	296.08
EDWARDS, WILLIAM	7614					1,500.00	
EIGHTH IRISH GRUB AND TAP HOUSE LLC	8410	10,000.00					
EL CHICANO NEWSPAPER	7712				812.00		
ELECNOR BELCO ELECTRIC, INC	7281					22,648.98	430,330.52
ELECTRIC POWER SYSTEMS INT, INC.	7380	2,541,609.84	2,735,384.48	2,522,937.87		90,535.00	
ELECTROMARK COMPANY	1479	1,633.86	3,508.81	10,679.60			
ELGEN, ALVIN & MARGARET	7165				321.19	58.65	104.84
ELITE EQUIPMENT	6495					1,289.77	
ELITE FIRE PROTECTION	4588				625.00	2,332.35	2,208.01
ELITE FIRE PROTECTION, INC	7775	2,515.53	310.00	3,138.94			
ELIZONDO, MARIO	3207		213.50		250.00	258.00	220.00
ELLIOTT, PATRICIA	8144	195.00	360.00				
ELLISON, STEFANIE	7360		58.95	33.21	157.13		42.11
ELY, JOHN	8430	2,400.00					
EMPLOYMENT RISK MANAGEMENT	6394		1,682.10				7,318.55
ENEH, OBIORA	7859				312.43		
ENGINEERING RESOURCES OF SO CA	7565	928,547.06	578,752.53	448,974.64	448,182.78	3,783.75	
ENGLAND, JOHN & CAROL	8033			1,200.00			
ENOS, LIBERTY	7421						210.00
ENTERPRISE FM TRUST	7536	211,300.91	204,733.73	227,661.55	63,303.93		
ENTERPRISE RENT-A-CAR	2753					222.60	238.59
ENVIRONMENTAL CONSTRUCTION, INC	7273				200,000.00		2,176,979.04
ENVIRONMENTAL KLEAN-UP DBA	7261						33,024.85
ENZ, BARBARA	6403				347.92	358.38	359.66
EPSILON ENGINEERING	7443					243,928.47	
ERGON ASPHALT AND EMULSIONS, INC	7814				187.68		
ESPINOZA, CARLOS	6843						96.00
ESRI, INC.	3683		400.00	400.00	400.00	400.00	415.50
ESTERSON, LORI	7969	195.00	180.00	372.78			
ETHIER, GREG	8302	195.00					

Vendor By Period

Vendor Name	Vendor No						
EVANS, CORINE	7415						2,500.00
EVERBRIDGE, INC	7534	5,040.00	5,040.00	4,800.00	4,800.00	5,300.00	
EVERYTHING2GO.COM LLC	7352						1,956.00
EVIDENT, INC.	6111			556.90	439.60	807.50	264.73
F.M.THOMAS AIR CONDITIONING,INC	7418					10,962.00	
FABER, DONALD	8203		1,200.00				
FACILITY SOLUTIONS GROUP, INC	7397						
FACTORY MOTOR PARTS	7392			16.15	1,599.73	1,883.01	
FAHNESTOCK, GARY	8061			1,800.00			
FAITH IN ACTION	8436	8,532.17					
FALCON, ESTHER	7130				164.15	189.78	168.09
FALGOUT, SHERYL	7166		85.60		154.00		20.88
FALTO, CONSTANCE	7102	195.00	180.00	261.02	131.72	146.61	176.54
FARLEY, RICHARD & CARLA	6437			139.37		131.86	
FARWEST LINE SPECIALTIES	3689	18,059.58	12,599.15	5,327.53	4,842.44	3,212.85	
FAST LUBE & TUNE	6794	2,397.59	1,811.46	1,419.77	17,669.64	6,348.38	3,128.89
FASTENAL	7267					258.58	219.65
FAWCETT, GERALD	7383						2,500.00
FBINAA	7658				0.00		
FEDERAL LICENSING INC	2594	119.00	120.00				
FEDEX	1078	730.69	1,547.18	1,886.22	810.87	825.23	1,087.26
FEENEY, MICHAEL	7493		180.00	361.32	294.65	309.47	
FELIX, ALBERTO	7041					339.35	2,048.86
FEOLA, JOSEPH	2840	27,036.65		0.00	5,831.65	32.00	2,511.60
FERGUSON ENTERPRISES, LLC	7129					20,461.73	
FERGUSON, MARLENE	6339						137.16
FERGUSON, PRAET & SHERMAN	2829		5,025.50	2,965.50	14,555.17	1,924.00	1,501.50
FERRELLGAS LP	1081	4,641.92	3,743.45	2,089.08	4,513.55	2,071.56	1,833.94
FIELD ENVIRONMENTAL INSTRUMENTS, IN	8038						
FIELD, MATT	2225					164.00	249.00
FIKSE, LEON & HARRIET	7599	18.89	105.41	40.06	115.76	57.20	
FINCHUM, ROY	5614				172.71		40.50
FIRE ETC	6248		1,631.34				2,255.21
FIREHOUSE INNOVATIONS LI INC	8437	9,180.00					
FIRST AMERICAN TITLE COMPANY	7554	4,450.00	1,200.00		1,145.00	2,400.00	
	8468	252,717.00					
FIRST AMERICAN TITLE INSURANCE CO	5751					1,600.00	5,000.00

Vendor By Period

Vendor Name	Vendor No						
FIRST INDUSTRIAL AQUISITION II INC	8418	875,000.00					
FIRST SERVICE	5785					487.55	
FISCHER, JUTTA	6426					107.94	281.69
FISERV, INC	7504						
FISHER, LINDA	7384						1,500.00
FISHER, ROBERT	2544				3,348.52	6,664.42	2,159.00
FISHER, SHARON	7361	207.52	163.25		225.43	96.14	35.32
FITZPATRICK, JIM	7344						2,000.00
FLAMINGO'S EVENT PLANNER	6164	300.00					201.00
FLATH, GEORGE & SANDRA	6257	164.26	168.71	181.98	70.83		55.33
FLEET SERVICES INC	109			1,452.37	6,680.55	3,958.21	3,070.37
FLEET VEHICLE SOURCE	7849						
FLETCHER, TERRI	5651	195.00	210.00	180.00	168.05	165.61	105.97
FLINT, AUSTIN	8451	36.03					
FLOYD SR, ERNEST	6978	164.00			(16.00)		334.00
FLUID COMPONENTS INTERNATIONAL LLC	4927	2,569.76	2,628.76	3,488.55	5,547.19	3,773.88	2,235.16
FLYNN, SHERI	7486	503.17				970.00	
FMB TRUCK OUTFITTERS, INC	7350						571.38
FONSECA, FELIPE	7362		61.38		193.61		30.19
FORD MOTOR CREDIT	7145					81,802.86	81,264.65
FORESTER, CHRISTIAN	7498					600.00	
FORHANE, DONALD	8378	1,600.00					
FORNEY, RANDALL	7797				1,500.00		
FORTEL TRAFFIC, INC.	5990						
FOSTER & FOSTER CONSULTING	8370	17,500.00					
FOSTER, SCOTT	6062	335.89	172.25		223.25		531.12
FOX CINEMA IS DPLACE	8265	10,000.00					
FOX OCCUPATIONAL MEDICAL CENTER	7764		1,385.00	6,260.00	3,625.00		
	5399				2,750.00	2,460.00	3,925.00
FRANCO, JOSE & LAURA	7860			5.18	209.93		
FRANCO, JUAN	7218	452.25	2,295.24	205.24	129.00	291.64	99.35
FRANKLIN, DEBBIE	1096				334.81	562.98	454.65
FRANKLIN, JERRY	8008			1,800.00			
FRED ALLEN ENTERPRISES, INC	7268						318.68
FRED PRYOR SEMINARS	2826				1,323.00	377.00	
FREEDOM FLAG AND POLE, LLC	6168			1,299.00			1,299.00
FREY, KEVIN	8450	491.92					

Vendor By Period

Vendor Name	Vendor No							
FRITTS FORD	7713		937.10	249,025.25	1,665.55			
FROEHLE, PATRICK	7718				1,500.00			
FRONTIER COMMUNICATIONS	7053	71,860.46	65,645.29	65,282.02	54,658.79	50,255.72	50,651.09	
FROST, JEFF	5850						110.50	
FRUGIUELE, EDWARD & LESLIE	7861	244.45	61.54	176.13	328.56			
FRUGIULE, EDWARD	7972			1,800.00				
FRYBARGER, DAVID	7722				2,000.00			
FRYBARGER, JOSEPHINE	7613					1,500.00		
FTOULIS, MIKE	6750				178.66	244.57	101.14	
FUELING & SERVICE TECHNOLOGIES, INC	7491		20,627.61	10,545.57	17,367.32	11,240.07		
FUENTES, RAMON	8224	340.00	236.65					
FUGH, ROBERT	7956			3,000.00				
FUN EXPRESS	7117	3,273.57	3,944.16	4,414.69	1,039.93	747.00	438.01	
FUNNY FACES FACE PAINTING	7879							
G & G ENVIRONMENTAL COMPLIANCE, INC	5602	17,024.10	16,033.56	14,326.91	24,300.71	19,822.25		
G/M BUSINESS INTERIORS	5207			20,030.08	6,957.28			
GALLEHER LUMBER & STEEL	7331						222.86	
GALLS, LLC	6704	7,544.50	17,882.08	2,452.02				
GAMBILL, JOHN	8402	2,400.00						
GAME TIME	4506	6,562.07	5,865.00	1,070.47	15,294.52			
GARBELL, DERRICK	8462	2,400.00						
GARCIA, ARTURO	8200		800.00					
GARCIA, DELPHINA	6340						158.42	
GARCIA, EDITH	7555					43.08		
GARCIA, JAMES	3992			148.52	81.45	339.15		
GARCIA, JANETH	7167			161.29		11.53		
GARDA CL WEST INC	2589	11,337.53	7,902.92	6,627.84	4,690.60	6,149.29	5,604.67	
GARNER, HELEN	7537		150.00	147.56	88.23	84.20		
GAS COMPANY, THE	1375	75,354.22	28,525.25	16,367.02	23,327.31	26,701.82	11,689.08	
GATES, TRAVIS	7467					420.00		
GEELAN, CHRIS	7363		221.72	206.82	305.56	114.66	81.35	
GEOCON WEST INC	8267							
GEOSCIENCE SUPPORT SERVICES INC	4333				8,526.25			
GERBERDING, DAVID	7627				125.16	123.80		
GERDES, PERRY	5309			300.00	182.00	585.00	504.29	
GERVAIS, CAREY & DIGNA	7364				214.97		255.17	
GEYSER EQUIPMENT, LLC	8159		1,629.99					

Vendor By Period

Vendor Name	Vendor No							
GIBSON, JOHN	7353				92.76	282.92	41.87	
GIBSON, MACK & MARY	8062			3,000.00				
GIFFORD, AMBER	6664	15.75		250.00			300.00	
GILLETTE, MAX	7752				2,000.00			
GIRL SCOUTS OF SAN GORGONIO COUNCIL	8316	2,250.00						
GLENN, JANE	8346	1,600.00						
GLICKMAN, SANDRA	7168	204.44	212.03	205.98	325.28	132.68	107.27	
GLOBAL RENTAL COMPANY, INC	7991			7,820.46				
GM FINANCIAL LEASING	7921	26,553.60	3,702.36	3,682.13				
GOBEL, DONALD & HELEN	7957			0.00				
GOFF, CANDACE	7169				307.52			
GOLDEN BELL PRODUCTS INC	3223		18,562.50		19,800.00			
GOLDEN STAR TECHNOLOGY, INC	7912		35,983.47	28,366.91				
GONZALES, REUBEN	8396	503.17						
GONZALEZ, ARMIDA	6536	195.00	180.00	180.00	112.96	226.34	201.42	
GONZALEZ, HELENE	7862				211.44			
GONZALEZ, JOSE	7863	84.08			273.05			
GONZALEZ, OSCAR & MARIA	7598	244.45	174.17	243.72	383.43	73.46		
GOOD GUARD SECURITY	8282	164,304.00						
GOPHER SPORT	7682	348.48	1,410.39		606.64			
GOSCH FORD HEMET	4982	60,871.24						
GOVERNMENT FINANCE OFFICERS ASSN	2077	250.00		225.00	225.00	375.00	375.00	
GOVERNMENT STAFFING SERVICES, INC	6729					48,240.00		
GOVERNMENTJOBS.COM, INC	7235	24,655.81	8,988.20	8,560.19	8,230.95	12,839.00	1,250.00	
GOVINVEST, INC	7927	9,333.00						
GOVLIST INC	7837			12,000.00	12,000.00			
GRAFIX SYSTEMS	6951	5,500.53		4,825.69	3,040.28		653.43	
GRAINGER	448	8,095.75	18,527.98	10,967.74	13,439.26	6,823.70	8,833.78	
GRANDAVE CAPITAL, LLC	8417	250,000.00						
GRANDPOINT BANK - ESCROW ACCOUNT	7321							105,694.99
GRANITE, HARRIET	7365		141.20		109.37			28.71
GRANT MANAGEMENT USA	8414	595.00						
GRANT, SHARON	7795	150.00	150.00	227.76	314.11			
GRAVES & KING LLP	5395		5,306.46	9,287.34	27,410.04	13,356.75		
GRAY, DUSTIN	6888	800.96	183.00		(16.00)	113.28	48.00	
GREAT WESTERN RECREATION LLC	8185		574.27					
GREEN, MELVIN	8025			3,000.00				

Vendor By Period

Vendor Name	Vendor No						
GREEN, NATASHA	7094		1,955.64			347.08	1,884.54
GREEN, VERNON	7343						639.00
GREENLOTS	8037		650.00				
GREYBAR PRINTING	2470	797.06	2,338.70	434.45			
GROWTH DEVELOPMENT MARKETING	7871	132,907.21	202,687.71				
GRUNEWALD, JAMES	8383	140.95					
GUERRERO, CRISTOVAL	6903			1,750.00	2,425.36	1,799.00	1,596.00
GUGLIELMINO, DIANA	7542					1,500.00	
GULLO, TONYA & HOUSOS, KENNETH	8124		708.00				
GUZMAN, SUSANA	7288	195.00	300.00	180.00	342.16	206.15	196.70
H & L CHARTER CO, INC	6308				1,400.00	1,400.00	1,400.00
HAAKER EQUIPMENT COMPANY	205	12,674.25	3,360.54	14,541.07	10,148.72	27,767.52	374.08
HAAS & WILKERSON, INC	7759				4,875.00		
HABITAT FOR HUMANITY	5531				80.00		
HACH COMPANY	1127	14,428.48	1,440.00				
HAFT, ROBERT	7185						80.00
HAGEN, JOHN	7883			203.57	268.14		
HAHN, MICHAEL	7263	91.00		1,041.76	250.00	250.00	394.00
HALLOCK, DENNIS	6232	195.00	270.00	360.00	246.70	172.07	191.32
HALVERSON, ROGER	8213		300.00				
HAMLIN, MARY	8023		524.16				
HAMNER, MATTHEW	7620	300.00	506.75	445.00		14,049.81	
HAMPTON, PATRICIA	5391	195.00	180.00	378.02	356.37	356.01	360.24
HAPPE, DAVID	7611				107.65	118.90	
HARDER, TERRY	6802			78.16	165.34	176.44	80.95
HARDING, JOHN & ANN	7002		31.23		179.25	2.65	16.10
HARDY & HARPER, INC	6817			98,038.11	1,562,692.23		
HARDY, JOHN	6341					387.13	
HARGROVE, JOHN	7777	250.00	250.00		250.00		
HARLOW, BEVERLY	7750				1,500.00		
HARPER, KRIS	4889		274.54	250.00	2,939.12	250.00	401.59
HARRIS, PAULA AND STEVE	7794				900.00		
HASENPFLUG, RICK	6259	240.92	241.20	178.62	308.59	139.29	107.45
HASTINGS, ROBERT	7574					2,000.00	
HATCH, VICTORIA	8446	1,600.00					
HAWK ANALYTICS, INC	8118	4,995.00					
HAWK, EUGENE	6406						

Vendor By Period

Vendor Name	Vendor No						
HAWK, MARGARET	7434	150.00	150.00	150.00	280.27	143.25	
HAWLEY, CAMERON	5553		345.90				366.84
HAWLEY, CLARK	7497					2,000.00	
HAZEN AND SAWYER	6977	25,831.00	19,836.25	73,287.25	11,507.50	18,674.40	740.00
HD SUPPLY WATERWORKS, LTD	1550						3,403.77
HDL COREN & CONE	2920	11,557.50	11,363.75	4,201.25			
HDL SOFTWARE, LLC	3378	3,084.71	2,951.31				2,631.08
HEADLEY, MARTIN	6804	195.00	180.00	135.44	104.01	241.09	297.37
HEALY, PATRICK	8440	1,500.00					
HEAPE, SAMANTHA	8330	3,174.50					
HEARD'S INVESTIGATIONS AND	7900			700.00			
HEISS, SUZANNA	7987	195.00	180.00	95.92			
HEMET MANUFACTURING COMPANY, INC	7330				185,692.68	130,173.43	508,391.36
HEMET OIL COMPANY	3874						20,185.51
HEMET VALLEY TOOL & SUPPLY	4339						141.69
HEMET VALLEY TOOL, INC	7766	2,262.18	1,810.44	1,745.55	103.84		
HENKE, DAVID	8388	2,400.00					
HENRICH, ROBERT	7003			19.95		27.97	
HERC RENTALS INC.	6746	15,272.33	26,498.38	6,717.81	1,227.14	7,956.95	7,601.80
HERNANDEZ, CARLA	7557	7,796.25	4,375.00	126.00	4,376.40	189.00	
HERNANDEZ, VICKIE MARIE	3993				486.00	274.00	609.74
HERRERA, ANITA	7332						55.46
HERRERA, SANDRA	8036	195.00	180.00	360.00			
HERSHEY, BILL	7566					2,500.00	
HERWIG, CAROL & BRUCE	8372	2,400.00					
HESLOP, STEVE	8389	3,000.00					
HI LINE UTILITY SUPPLY	8183		3,730.09				
HIGGINS, BLANCHE	5480			310.50	139.95	140.31	281.48
HIGH SAND, INC. DBA SPLASH CAR SPA	7272					900.00	
HIGHLAND SPRINGS AUTOMOTIVE	5094						
HILL CRANE SERVICE, INC	8375	11,500.00					
HINDERLITER DE LLAMAS & ASSOCIATES	2370	4,800.44	12,633.03	4,006.40	9,906.59	3,364.97	8,945.60
HIXSON, JOSHUA	8145	255.75	218.75				
HOFERER, PATRICK	7385						2,500.00
HOLDER, PHILLIP	2564						2,714.10
HOLT ARCHITECTS INC	5073						14,163.70
HOMAN, LOUIS	7390		301.50	150.00	6,650.00	1,761.41	64.00

Vendor By Period

Vendor Name	Vendor No						
HOME DEPOT #8987	5365	31,569.25	39,891.98	26,687.63	19,994.41	11,849.92	10,320.59
HOO, JILL G	7405					28.00	
HOPKINS, VICKI	7624	195.00	180.00	360.00	266.85	455.31	
HORIZONS CONSTRUCTION CO, INT'L	7999		142,037.30	396,539.69			
HORN, JEFF	7851	189.75	352.50	863.51	143.29		
HORSMAN, CURTIS	8362	2,400.00					
HORTA, MARGARET	6707					227.35	93.84
HORWITZ, MATTHEW	7582					103.70	
HOSEQUICK	7711	535.51	691.23	575.25	682.87		
HOZZ SHOP LLC	7441						
HOWARD, ELI	7751				1,200.00		
HOWLAND, JOHANNE	7500		50.00	1,800.00		2,500.00	
HP ENGINEERING INC	5162						
HR GREEN CALIFORNIA, INC.	7140						2,291.00
HR GREEN PACIFIC, INC	7393				5,346.00	27,594.53	
HUB CONSTRUCTION SPECIALTIES, INC	5264						116.47
HUBBURT, KEVIN	8324	24.75					
HUERTA JR., GILBERT	7697	5,751.20	2,275.00		1,444.80		
HUERTA, JAVIER	8041			27.57			
HUGHES, ALBERT & ANNA	6260				212.32	98.22	
HUNGERLE, HUBERT	7366	127.58	104.80	21.48	187.69	20.29	91.26
HUNTER, MICHAEL	8425	4,198.00					
HYDRO TEK SYSTEMS, INC.	229	449.79		838.51	840.30	513.32	344.95
HYDROTEX PARTNERS, LTD	6448	2,884.12	2,452.16	2,232.44	2,232.44	3,179.17	2,172.50
HYUNDAI MOTOR FINANCE	7946	3,563.57	4,624.59	4,564.59			
I C W A	1805					275.00	275.00
I.B.E.W. LOCAL 47	1146	75,715.67	73,719.69	75,980.48	74,558.02	78,776.53	76,263.99
I.B.E.W. LOCAL 47 (PAC)	4086	360.00	360.00	396.00	396.00	520.00	577.00
IBEW LOCAL 47 RETIREE MEDICAL TRUST	5217	47,184.05	45,832.59	45,950.40	45,513.01	43,053.69	42,184.98
ICMA	2720				400.00	200.00	
ICMA RETIREMENT TRUST 457	2297	10,248.43	9,551.96	24,751.98	55,539.97	23,289.87	30,304.16
ICSC	3596						1,020.00
IMEG CORP	7993		27,638.43	48,935.07			
IML NORTH AMERICA	7530					13,097.00	
IMPERIAL SUPPLIES, LLC	7970		1,039.31	7,418.83			
INDOFF, INC	4115				118.14		13,620.65
INDUSTRIAL RUBBER & SUPPLY, LLC	8167		896.37				

Vendor By Period

Vendor Name	Vendor No							
INDUSTRIAL SCIENTIFIC CORP	5357	3,281.36						
INFOSEND, INC	6490	108,529.81	84,066.03	68,497.08	74,802.11	76,877.70	60,927.07	
INLAND KENWORTH (US) INC	8215							
INLAND POTABLE SERVICES	7270			3,716.50				44,629.00
INLAND WATER WORKS SUPPLY CO.	2274	146,161.25	17,183.01	27,984.09	44,143.78	27,894.74	47,909.54	
INNER-TITE CORP	3748	8,085.57		507.07	21,334.50			
INNOVATIVE EMERGENCY EQUIPMENT	7066	21,324.00	1,038.86	52,660.68	39,264.24	25,377.23	15,112.54	
INNOVATIVE FEDERAL STRATEGIES	6624	39,227.97	36,000.00	32,020.64	33,540.04	28,695.06	32,068.84	
INNOVYZE, INC.	7779	4,095.00		15,210.31	2,815.00			
	7154					2,600.00	1,500.00	
INTEGRITY AUTO SERVICE	7187							837.35
INTERNAL REVENUE SERVICE	2484	4,014,312.26	4,028,021.03	3,289,594.81	3,164,560.07	2,517,237.11	2,509,050.42	
	6192					18.12	1,583.03	
INTERNATIONAL ASSOC FOR PROPERTY	3413				500.00	425.00	50.00	
INTERNATIONAL BUSINESS INFORMATION	7335							18,000.00
INTERNATIONAL CONFERENCE OF POLICE	4938							125.00
INTERNATIONAL E-Z UP, INC	5413					813.29		
INTERNATIONAL INSTITUTE OF	3463		215.00	215.00	225.00	210.00		
INTOXIMETERS, INC	3295					2,746.72		
IPARAMETRICS, LLC	8013		41,430.00					
IRON MOUNTAIN INFORMATION MGMT, LLC	6816	844.20	274.35	2,046.95	5,137.16	5,710.18	6,888.84	
I-SHRED, INC	7097			450.00	400.00	400.00	400.00	
ITRON, INC.	2483	66,705.00	68,415.30	97,171.13		9,628.50		
J & C TRANSMISSION SHOP	7832		1,772.47	2,920.00	75.00			
J & R CONCRETE PRODUCTS, INC.	2740	3,820.17	2,514.89	4,042.25				
J B BOSTICK COMPANY, INC	8157		59,999.94					
J. G. TUCKER & SON INC	5857				611.72			
J.H. DOUGLAS & ASSOCIATES	6544							
J.P. MORGAN CHASE	7522					643.00		
J.P. NELSON & SONS CONSTRUCTION INC	6354	5,190.00	2,510.00		4,450.00			
J.R. FILANC CONSTRUCTION CO INC	4649			33,831.00				
JACKSON LEWIS PC	7444					2,468.00		
JACKSON, JENNIFER	7746		273.60		492.17			
JACKSON, JOHN H.	7670	609.00	294.00		392.00			
JACOBS, TISHA L	6461		118.27	1,691.50	543.16	250.20	272.67	
JACQUES, JANINE	8122		144.00					
JAUREGUI, ROBERTO	7122	3,831.44	530.50	4,327.25	2,358.00	2,367.11	645.00	

Vendor By Period

Vendor Name	Vendor No						
JAVOR, GEORG & SHIRLEY	7597	6.55		207.18	261.84	38.56	
JAYCOX CONSTRUCTION CNG	6908						
JB PAVING & ENGINEERING, INC.	5816			13,320.00			
JENKINS & HOGIN, LLP	7063						93,800.22
JEWS, NICOLE	8232	596.00	222.12				
JIMENEZ, LINDA	7040	4,386.42	4,166.89	4,012.00	3,243.65	692.00	192.00
JMAR ENVIRONMENTAL INC	8426						
JNE POLYGRAPH LLC	8039	7,110.00	5,530.00	4,345.00			
JOE A GONSALVES & SON	5701	27,500.00	3,000.00				
JOHN C CHOE, DDS INC	8454	10,000.00					
JOHNNY RUSSO'S ITALIAN KITCHEN	4067				565.69	727.52	2,798.50
JOHNSON, CHERIE	8154		300.00				
JOHNSON, EVELYN	8379	287.50					
JOHNSON, VIVETTE	7929	195.00	180.00	180.00			
JOHNSON, WILLIAM	8341	2,128.00					
JON'S FLAGS & POLES	3321					211.19	343.72
JON'S FLAGS & POLES, INC	7776	777.57	702.20	920.72	182.16		
JORDAN, KIANA	8210		50.10				
JORDON, TIFFANY	7170				175.85		
JORGENSON LOCKERS	8300						
JOSEPH MCKAY TTEE	8419	875,000.00					
JUSTITIA CONSULTING	7818				1,350.00		
KAIROS CONSTRUCTION	7622						
KAISER FOUNDATION HEALTH	842	516,230.85	485,163.83	464,852.78	458,570.51	492,459.53	391,939.93
KAKISH, BISHARA	8195	195.00	180.00				
KALAPACA, SHIRLEY	6216				239.97	208.33	215.92
KAWECKI, MICHAEL	7212			250.00			96.00
KAYLEE & WILL JAZZ DUO	7791				280.00		
KEITH KILMER	7884	15,409.69	11,029.38	36,958.64	3,948.98		
KELLEY, JOHN	7342						525.00
KELLY, PATRICK	5930	38.25	12.75	25.50	124.00	32.00	2,413.70
KEMIRA WATER SOLUTIONS INC	5794	14,190.19	5,507.83	7,129.10	7,169.62	3,372.15	15,536.05
KEMP, LISA	7753				608.00		
KEN GRODY FORD REDLANDS	7850	31,080.09	27,177.53	15,817.20	2,945.69		
KENNEDY, ELIZABETH	7823				3,000.00		
KESTER, ELIZABETH	5213				3,057.87	4,005.04	2,463.61
KH METALS AND SUPPLY	2265			5.98	1,961.11	504.91	88.00

Vendor By Period

Vendor Name	Vendor No						
KHAN PROPERTIES AND HOLDINGS, LLC	7142	258,486.04		59,469.10	102,146.83	139,806.21	73,095.54
KIEFER SWIM PRODUCTS	7442					119.70	
KIMLEY-HORN AND ASSOCIATES, INC	8101		4,999.00				
KING, BARBARA	7889				1,800.00		
KING, LARYSSA	7733				240.58		
KING, LESLEY	7596			178.76	209.42	120.71	
KLAUSNER, EILEEN	6352				367.82	287.94	302.98
KMET RADIO	7659				750.00		
KNIGHT, ADRIENNE	8422	504.00					
KNIGHT, MEGAN	7807			2,208.07	262.75		
KNORR, KATHY	6314					297.27	100.78
KOBES, JOHN & ROSEMARIE	7595		159.14	89.56	77.68	13.23	
KOLLER, MARIE	7103	274.80	354.30	280.67	275.55	234.57	284.91
KOLLER, MARIE V.	7304					35.70	121.80
KONICA MINOLTA BUSINESS	7926						
KONING & ASSOCIATES	7942			1,707.50			
KOR-IT INC	8377	6,816.30					
KOSMONT & ASSOCIATES, INC	5781	14,107.60	70,693.24				
KOVERMAN, LAVON	6386						360.24
KOWALSKI, JOHN	7706				2,500.00		
KRUEGER, BONNIE	6342					209.78	122.91
KRUG, KNOX & BRENDA	7533					14.75	
KUE, GER	7087				82.67		16.00
KURT, JACK	7594				302.09	372.39	
KUSTOM SIGNALS, INC	4074		339.25		8,068.30	3,754.70	621.37
KV'S FLOORING	7709		72.13		3,532.08		
LJ & L PARTY SUPPLY	6543						280.00
L.O.LYNCH QUALITY WELLS & PUMPS INC	7399		167,471.14	297,109.20		10,333.60	
L.Y. ENVIRONMENTAL, INC	7285						
LA MICHOCANA ICE CREAM PARLORS INC	8455	10,000.00					
LAM, ANGIE	6778		673.50		941.96	112.00	277.98
LANCE, SOLL & LUNGHARD, LLP	4386			60,254.00	58,498.00	55,346.00	36,465.00
LAND ENGINEERING CONSULTANTS, INC	6632			1,839.50			34,789.50
LANDERS, LINN	7480					900.00	
LANDSCAPE DYNAMICS	7239					9,588.00	8,840.00
LANGUAGE TESTING INTERNATIONAL	8141		189.00				
LARA, TORIBIO	6856	195.00	180.00	360.00	344.11	336.02	323.71

Vendor By Period

Vendor Name	Vendor No						
LASKO, ROBERT	7259	250.00					33.28
LAURA'S CUSTOM EMBROIDERY	8050						
LAWNSCAPE SYSTEMS, INC	8162	8,028.00	2,995.00				
LAWRENCE DOORS	7535					4,320.52	
LAWSON PRODUCTS	6515						245.02
LAYNE CHRISTENSEN COMPANY	1618				117,216.09	30,692.30	
LEAC	8148		240.00				
LEADSONLINE, LLC.	8011			3,080.00			
LEAF	6654				1,915.71	2,558.56	5,556.67
LEAGUE OF CA CITIES-RIVERSIDE DIV	2426	560.00	120.00				
LEE, TIANA	7897				629.00		
LEE'S AUTO BODY	1193		31,272.97	7,678.25	12,972.52	5,012.73	
LEGACY EXCAVATING INC	8314	9,400.00					
LEIDOS ENGINEERING, LLC	6701					5,607.46	42,191.80
LEROUGE, JERRY D	7100				715.00		157.50
LESLIE'S SWIMMING POOL SUPPLIES INC	736	2,482.82	2,180.76	5,664.92	4,952.76	4,741.99	7,684.07
LEVEL II, INC	1670	25,251.00	24,174.00	26,872.50	27,412.17	26,635.70	
LEWIS BRISBOIS BISGAARD & SMITH LLP	7059						312.00
LEWIS, DAVID	7479					750.00	
LEXISNEXIS RISK SOLUTIONS	6618	8,241.60	8,238.71	8,045.57	8,027.74	7,528.70	7,696.38
LEYVA, RALPH	8397	144.43					
LIBERTEL ASSOCIATES	4969						
LIEBERT CASSIDY WHITMORE	4249	137,820.84	74,174.42	249,938.50	9,575.15	4,905.00	17,287.00
LIFT TO RISE	8239		1,355.59				
LIFT-IT MANUFACTURING CO. INC.	7829						
LIGHTS CAMERA PHOTO BOOTH LLC	8400	796.05					
LITHOPASS PRINTING, FORMS,	4968				86.20	9,077.60	8,513.93
LIV ABOVE LIFE'S EXPECTATIONS	8423	1,045.00					
LIVINGSTON, TODD	7873	247.40			204.74		
LOADER, MICHAEL	3132			4,012.00	38.95	0.00	20.00
LOCKLIN, SANDRA	7200	0.00	180.00	324.32	215.92	215.92	215.92
LOERA, JACK	6395	1,203.82	250.25	59.50	19.50		
LOFTIS, MILDRED	6345	195.00	180.00	350.76	240.95	243.88	257.99
LOGAN, KIERAN	4803		120.67	93.99		147.40	96.00
LONG, PATRICIA	7707				1,500.00		
LOOPNET	7299			175.90	615.65	791.55	505.00
LOPEZ, ALFONSO	7939	242.00	250.00	164.80			

Vendor By Period

Vendor Name	Vendor No						
LOPEZ, LEILA	3715					17.00	110.98
LOPEZ, MARISOL	8279	179.89					
LOPEZ, PATRICK	8004			600.00			
LOS ANGELES COUNTY AUDITOR CONTROL	7988		4,840.00	21,068.00			
LOS ANGELES TRUCK CENTERS	3163		2,829.84		1,232.04	131,313.44	63.52
LOS DOS GALLOS FOODS INC	8453	10,000.00					
LOZANO SMITH LLP	7550	45,466.40	8,449.50	17,406.62	69,742.13	8,202.87	
LSA ASSOCIATES, INC	6398				1,757.50	580.00	
LUEKER, MARILYN	7833				660.00		
LUGENBEEL, JIM	7478					1,500.00	
LUGRAIN, VALERIE	8476	1,008.00					
LUNA, EDWARD	7524					900.00	
LYNCH, MIKE	5097		202.11	250.00	202.00	(16.00)	618.00
LYNN MERRILL AND ASSOCIATES, INC	7005						34,858.20
M BREY ELECTRIC, INC	6893	29,854.47			6,237.41	825.99	12,591.41
MACDONALD, DOUGLAS	7119	195.00	420.00	116.46	232.57	160.39	101.64
MACFARLANE, DUNCAN	8363	2,400.00					
MACIAS, RUBEN	6813	184.97			1,001.81		96.00
MACIEL, JOSE	6330	195.00	300.00	301.26	217.18	189.47	157.96
MADRIGAL CHAVES, SERGIO	7247	607.00	75.00	355.00	380.00	205.00	615.00
MAGARIAN, MARY	7965			2,400.00			
MANERI SIGN COMPANY INC.	7490				0.00	21,466.90	
MARCO EQUIPMENT COMPANY	5976			100.58	5,560.41		474.84
MARCYNYSZYN, STEVEN	7710			360.00	291.99		
MARIACHI COACHELLA	8326	3,000.00					
MARIN CONSULTING ASSOCIATES	3913				615.00		
MARIN, DENIS	8441	1,200.00					
MARINA LANDSCAPE, INC	6612						
MARIPOSA ECO CONSULTING, INC	7808	9,375.00	960.00		10,000.00		
MARIPOSA LANDSCAPES, INC	8055	180,257.00	69,211.44				
MARTIN, MADALIN	7404				336.18	360.24	180.12
MARTIN, REGINA	7367	199.18	202.76	248.85	358.80	218.17	155.03
MARTIN, VALERIA	7043		3,483.42	250.00	300.00	4,000.00	4,348.00
MARTINEZ, MARTHA	7171				397.53		
MARTINEZ, MATTHEW	6889	250.00			250.00	348.00	64.00
MARTINEZ, PHYLLIS	7543					1,500.00	
MASCORRO, LILIANA	6926	1,292.28	64.06		653.60	415.90	1,648.11

Vendor By Period

Vendor Name	Vendor No							
MASSEY, CHARLES	8177		1,200.00					
MASTEN, STAR	7104	195.00	210.00	180.00	136.58	141.81	142.24	
MASTERLINE CO, INC	8395	5,100.00						
MASUNE INC	4246						299.38	
MATICH CORPORATION	1068	843,644.33						
MATSON, PATRICIA	8194	195.00	270.00					
MAUREEN KANE & ASSOCIATES	8283	1,500.00						
MAXEY, DAVID	7395					184.37	109.69	
MAXWELL, DOYLE & BONNIE	7890				3,000.00			
MAYA, MARIA	8196	195.00	330.00					
MBC MATTRESS COMPANY	7336						2,782.65	
MC ARRON, MARIE	8199		800.00					
MC ARRON, SUSAN	7962	195.00	180.00	94.98				
MC AVOY & MARKHAM	287	11,842.88	34,578.73	515,396.95	102,665.71	161,789.99	615,104.83	
MC CAFFERTY, CLELL	6412						101.71	
MC CALL'S METER SALES	1757	2,733.88	1,190.50	10,041.17	7,647.39	1,944.25		
MCC EQUIPMENT RENTALS, INC	5956		1,408,304.03					
MCCALLUM, CHARLES & MARY	7173						166.69	
MCCLUNE, DEVIN	6890				250.00	348.00	112.00	
MCCLURG, BRUCE	8475	2,400.00						
MCCOY-TORRES, LYNETTE	1072	470.40	119.70					
MCDOWELL, CYNTHIA	6305						164.36	
MCFARLAND, DARLENE	7489	195.00	180.00	263.96	221.83	456.91		
MC GEOUGH, ROBERT	8125		1,200.00					
MCGOVERN, JOHN	7616					1,500.00		
MCKETHAN, CYNTHIA	5122				34.22		77.13	
MCKIM & CREED INC	8318	29,732.00						
MCKIMMEY, CHARLES	7414						2,500.00	
MCLAUGHLIN, CARNELLE	6783					262.25	324.37	
MCLAUGHLIN, LEEANN	7593	117.71	122.62		20.11	16.95		
MCNEESE-SMITH, BILL	6439		104.34	101.75	123.99	39.12	2,000.00	
MCWANE DUCTILE	7326						639,850.80	
MDS CONSULTING	7986		672.00	2,688.00				
MEADOWS, FRANK	7492	195.00	180.00		286.63	620.09		
MEDINA, MOSES	5163			1,500.00	1,500.00	1,500.00	1,708.00	
MEEKS, MARLENE	8334	1,200.00						
MEGATRONICS INTERNATIONAL CORP	4043			2,557.00	2,977.00	2,772.00	2,557.00	

Vendor By Period

Vendor Name	Vendor No							
MEGGER	6494				1,625.00		450.00	
MEINICKE, ALAN	6697	208.05	227.88		166.16			
MENDOZA, ESTEVAN	8374	336.00						
MENDOZA, JUAN	7592		74.18			182.02	16.44	
MENDOZA, SALVADOR	6759						484.04	
MENDOZA, SAMUEL	8340	401.05						
MERAZ, HEIDI H.	3673						199.08	264.59
MERCER, SUSAN	8178		900.00					
MERCFUEL, INC	7980		33,861.56		48,704.39			
MERCHANTS BUILDING MAINTENANCE, LLC	7025					56,599.08	50,049.72	40,496.16
MERCURY DISPOSAL SYSTEM, INC	6604				340.00	340.00	272.00	544.00
MERCURY FUELS, INC	6171					28,209.82	30,702.56	59,866.45
MERGENS, MADELYNE	8329	210.00						
MERLIN JOHNSON CONSTRUCTION, INC	3577	93,452.33	33,076.71	30,400.58		19,404.54	2,304.00	4,016.00
METEAU, ROBERT	7427						1,589.42	1,295.56
MEYER-EVENSON, PATRICIA	7278							142.36
MEYERS FOZI & DWORK LLP	8142		5,859.00					
MEZA, ROSALVA	6488						195.19	160.81
MEZA, TOMMY & GLORIA	7126	405.00		180.00			301.87	196.44
MGT OF AMERICA CONSULTING, LLC	7693					13,640.00		
MICATU, INC	8482	14,325.00						
MICHAEL BAKER INTERNATIONAL, INC	7379	122,579.50	6,000.00			751.09	84,126.62	27,483.61
MICHALEC, MARY	7446	195.00	180.00	119.33		195.44	333.67	
MIDDLETON, SHARON	7458	195.00	180.00	180.00		176.68	194.72	
MIHUN, JEAN	7793					1,500.00		
MIKE ROQUET CONSTRUCTION, INC.	8020	7,477.00		20,843.00				
MIKESELL, JEREMY	8075	612.00	55.00					
MILLER, JONI	6549			511.36		184.33	607.77	701.89
MILLER, KENNETH	7413							2,000.00
MILLER, LARRY & BARBARA	6262	213.54	212.84	215.44		289.31	146.98	191.40
MILLER, NINA	6344	195.00	180.00	324.32		208.40	215.92	215.92
MILLER, THOMAS	7416		300.00			183.40	80.64	429.28
MILOSAVLJEVIC, RAD	7891					2,400.00		
MILSOFT UTILITY SOLUTIONS, INC	7548	25,813.00	11,200.00	5,200.00		7,533.33	16,700.00	
MINJARES, JUAN	8351	503.17						
MISC VENDOR	99001	58,399.23	80,575.63	26,510.11		73,545.27	71,609.27	225,230.29
MITCHELL, BLAKE	8466	202.25						

Vendor By Period

Vendor Name	Vendor No						
MITCHELL, JUDITH	8245		2,400.00				
MITOFF, ROBERT	8179		3,000.00				
MITSUBISHI ELECTRIC & ELECTRONICS	6402	2,970.00		2,844.72	2,788.92	2,734.20	2,680.56
MJ CONSULTING	8149		27,125.00				
MMJ SOLUTIONS, INC	7402						
MOBILE ZOO OF SOUTHERN CALIFORNIA	7473					259.00	
MOHAWK RESOURCES, LTD	7341						10,452.05
MOHR, WAYNE	7730				1,600.00		
MOLEDOR, JEROME	7052			413.00			781.01
MOLINA, SALINE	7368	7.16	36.25	194.02	249.11	159.64	305.02
MONARCH	8354	7,687.50					
MONTAGUE, RICHARD	8461	1,200.00					
MONTES, NATHAN	8136	4,358.25	124.00				
MONTROSE ENVIROMENTAL GROUP, INC	7514				65,555.25	149,696.67	
MOODY, TERRY & SANDRA	6440	155.06	70.07	50.72	184.92		
MOORE FENCE COMPANY, INC	7250						83,365.00
MOORE, DAVID	8447	1,200.00					
MORALES, RENE	7174			70.83	96.42	2.90	13.40
MORALES, VIRIDIANA	8042			204.00			
MORAN TRAVISHONIQUIA L	8401	3.50					
MORENO, ANGELA	6741	195.00	180.00	180.00	266.90	133.48	51.02
MORENO, JOSE	6693	195.00	180.00		322.67	106.47	333.66
MORGAN, AMANDA	7329	39.43			226.20		111.93
MORGAN, DEIDRA J	7406	980.00	686.00		1,188.25	1,302.88	311.50
MORONGO BAND OF MISSION INDIANS	5247	600.00				3,745.00	8,260.00
MORRIS, CARL	5687		207.00		250.00		250.00
MORRISSEY, BRIAN	7175	204.83	221.41	198.87	318.92	58.84	91.70
MORROW, JEFFREY	7064				319.70		185.09
MOSS BROS CDJR SAN BERNARDINO	7319						58.29
MOTION PICTURE LICENSING CORP	7655						
MOTOROLA SOLUTIONS, INC.	1250	20,393.33	18,890.42	115,203.36	120,915.67	89,422.66	123,237.83
MOYER, GEORGE	6822					116.76	767.24
MSDSOONLINE, INC	7539		3,599.00	3,299.00	3,299.00	4,998.00	
MST BACKFLOW	3506					20,608.82	20,919.45
MULLEN & ASSOCIATES, INC	6601						
MULTIFORCE SYSTEMS CORP	5013				915.00	890.00	890.00
MUNCY, JOHN	7754				2,000.00		

Vendor By Period

Vendor Name	Vendor No						
MUNICIPAL CODE CORPORATION	6013	5,688.00	6,406.40	3,595.66	6,913.73	4,784.67	6,941.39
MUNICIPAL EMERGENCY SERVICES INC	8049		8,939.22				
MUNICIPAL MGMT ASSOC OF SO CAL	7462			90.00			
MUNOZ, JUANITA	4653						16.00
MUNOZ, MARIBEL	6370		368.68	250.00		300.00	
MUNOZ, RENE	7564	906.75	415.50	3,831.50	501.25	20.00	
MUNSON, PAM	7802				1,500.00		
MURPHY, PAM	7824				900.00		
MY COI LLC	8322	12,600.00					
MYERING, NEAL	8301	195.00					
MYERS & SONS HI-WAY SAFETY INC.	3909	5,016.50	5,556.18	3,317.55	14,632.98		
MYERS POWER PRODUCTS, INC	5604		176,560.23			41,526.21	722,513.97
N2W ENGINEERING, INC	8001	13,390.00		4,892.00			
NAASZ, CALEB	6827		148.00			205.00	1,122.01
NAPA AUTO PARTS	7805	244.31	160.40	1,038.29	484.19		
NAPA AUTO PARTS	384				1,195.02	2,876.27	505.56
NATIONAL ARBOR DAY FOUNDATION	8047		11,000.00				
NATIONAL BUSINESS FURNITURE, LLC	7978			3,667.30			
NATIONAL RECREATION & PARK ASSOC	1986	175.00	175.00	175.00	175.00		
NATIONAL RESTROOM TRAILERS	7968	52,279.25		55,334.00			
NATIONWIDE RETIREMENT SOLUTIONS	2301	148,774.70	176,305.16	142,781.16	140,736.48	119,253.97	73,834.40
NAUMANN HOBBS MATERIAL HANDLING	7347	7,594.57	373.15		3,436.99	492.98	3,048.35
NAUS, ROBERT	7778		88.18		94.62		
NEITZEL, RONALD	7494					1,500.00	
NELSON, MARY	7768				81.55		
NET TRANSCRIPTS, INC	6668				3,148.16	479.59	159.75
NETHERTON, CAROL & MORRIS	6558	204.97	229.22	220.40	254.09		6.18
NEVINS, PATTY	7306				230.58	4,000.00	130.00
NEW IMAGE AUTO BODY	8427	13,867.33					
NEW, ROBERT & NANCY	6263						171.65
NEWMAN, ED & DIANA	6264						216.37
NEWSDATA LLC	6360	760.00	730.00	720.00	700.00	650.00	650.00
NEXOM INC	7989		18,334.00	18,333.00			
NEXTREQUEST	7519	6,366.94	6,063.75	5,775.00	6,325.00	4,500.00	
NI GOVERNMENT SERVICES, INC	6431						237.96
NICE, JAMES	7865	142.27	214.74	217.94	259.32		
NICOLETTI, ROBERT	7591				21.61	328.04	

Vendor By Period

Vendor Name	Vendor No							
NIETO, FRANCISCO	7563	587.50	3,171.68	1,546.25	130.25	3,553.61		
NIGP	8460	385.00						
NIXON-EGLI EQUIPMENT CO.	1268				1,056.47	4,073.66		
NOBEL SYSTEMS, INC	5153	161,800.00	71,800.00	68,400.00	74,600.00	32,790.00	31,330.00	
NOLAN, MIKE	5575					3,012.00	44.00	
NOLASCO, PAMELA	7703				171.50			
NOLLETTE, BRADY	8225	173.50	25.50					
NORTH AMERICAN RESCUE, LLC	7923			3,051.40				
NORTHERN TOOL & EQUIPMENT CATALOG	7487					172.98		
NOTTINGHAM, MICHAEL	7032	215.25	12.75	88.50	3,152.70	32.00	1,745.00	
NOV PROCESS & FLOW TECH	7556							
NSF INTERNATIONAL	6838						5,850.00	
NUNEZ, VIOLET	7057					257.20	263.86	
OAK VALLEY ANIMAL HOSPITAL	8198		783.00					
OBRY, DAVID & PAMELA	7004				164.32	27.34	90.74	
O'CONNELL, DONNA	7551	355.00		180.00	198.12	285.47		
ODYSSEY POWER CORPORATION	7024			1,249.08	4,033.82			
OFFICE DEPOT	2460	601.18	5,450.55	3,432.88	12,784.40	9,068.62	26,340.49	
OGAZ, LUCY	6559				150.00	537.87	197.82	
OGDEN, GLENN	7369			(92.57)	112.52	113.21	118.58	
OLIN CORPORATION	6226	28,147.06	14,013.21	16,613.84	15,369.94	15,291.00	11,028.51	
OMNI PRO, INC	7925			8,568.99				
ON POINT LAND SURVEYING, INC	8026			2,700.00				
ON TRAC	4587		28.01	82.13	194.96	363.45	356.74	
ONEPAK, INC	7736				577.00			
ONESOURCE DISTRIBUTORS	5076	1,935,699.92	1,195,007.66	164,380.91	129,202.73	18,641.29	150,292.01	
ONLINE UTILITY EXCHANGE	7435	4,061.33	5,019.86	2,699.26	1,726.38	1,337.16		
ONTARIO HYUNDAI	7904	23,860.34						
ONTARIO REFRIGERATION SERVICE INC	8412	0.00						
ONTIVEROS, CONSUELO & PEDRO	6725	195.00		360.00	180.00	195.34	215.61	
ONYX PAVING COMPANY INC	7549					551,996.13		
OPENGOV, INC	7618	57,000.00	68,100.00	45,000.00	45,000.00			
ORAVECZ, DELORAS	6833			4.57	37.62	25.20	34.02	
O'REILLY AUTO PARTS	4076	291.65	816.95	4,862.93	3,300.45	6,333.03	880.92	
ORELLANA, GLADYS	8077		105.00					
ORION SAFETY PRODUCTS	4565				1,731.36	1,578.12		
ORONA, DIANE	7292	195.00	230.00		157.52	466.40		

Vendor By Period

Vendor Name	Vendor No						
OROSZ, FRANK	8364	1,200.00					
ORTEGA, JEANNA	8315	90.00					
ORTEGA, SALVADOR	6834	183.24	186.66	177.42	205.71	13.67	48.81
ORTIZ, ANGELITA	8034			50.15			
OSGOOD TEXTILE	7301						715.00
P&P UNIFORMS	6764	2,917.70	1,458.95	2,481.69	14,238.44	5,058.67	5,403.36
PACIFIC ALARM SERVICE	1277			16,289.00	15,643.56	14,468.52	14,109.88
PACIFIC LIFT & EQUIPMENT CO	7621				3,418.17		
PACIFIC SWEEPING	7924		50,745.25	35,762.78			
PACKHAM & TOOMEY, INC	7787	4,181.24	5,859.87	3,115.00	2,700.63		
PACKHAM & TOOMEY, INC	2686				1,700.00	7,254.62	3,824.50
PAGLIA, JOAN	6708	53.31	111.19	173.95	90.48		
PALENCIA, JUSTIN	8467	608.25					
PALLET PBC	7908	777.98					
PALMER, LAUREEN	8473	3,000.00					
PALOS SPORTS, INC	7115					484.98	383.22
PAPAYA BAY THAI CUISINE	8416	10,000.00					
PAPE MATERIAL HANDLING, INC	7233						124.34
PAPER RECYCLING & SHREDDING	8143		315.00				
PARDEE HOMES	7258			15,285.00			
PARDUS, CATHY	7243					160.21	198.02
PARKER, JEFF	7812				26.45		
PARKES, THOMAS	8010			2,400.00			
PARKHOUSE TIRE, INC.	2487	41,209.54	44,397.96	33,926.76	41,192.88	28,235.54	28,624.19
PARKING & PROPERTY ID	5035						
PARLET'S JEWELRY & LOAN	7377	97.44	134.40	62.72	118.44		62.64
PARS	5191	8,803.05	9,780.32	5,680.72	16,862.41	15,855.29	13,114.23
PARSONS WATER & INFRASTRUCTURE INC	5003						
PARTNERSHIP SOFTWARE, INC.	7668						
PARTS AUTHORITY	7789	26,357.71	15,601.62	18,297.39	8,644.05		
PARTS AUTHORITY METRO, LLC	7079				13,085.82	11,368.18	25,098.63
PASAROW, STEVE	6265	33.36	142.57		181.52		33.41
PASS AUTO CENTER	6852	22,234.90	2,521.91	20,982.34			
PATINO, JORGE	8094	195.00	180.00				
PATTON, CAROLINE	8138	350.67	191.00				
PAUGA, CAROLINE	7513				28.00	147.00	
PAULDING, LINDA	8121		35.00				

Vendor By Period

Vendor Name	Vendor No							
PAY, ROBIN AND COLIN	7792					777.00		
PAYPRO ADMINISTRATORS	5752	1,401.00	8,035.28	1,143.00	1,516.00		1,352.00	1,382.00
PDQ.COM CORPORATION	7701				900.00			
PEABODY ENGINEERING	5503							
PEACEKEEPER PRODUCTS INTERNATIONAL	4943				475.42			
PEGASUS CLAIMS SERVICES, INC	7027			576.22	2,823.26			250.00
PENA, ALEXISS	7716				132.00			
PEREZ, JORGE	6960							316.00
PEREZ, MIKE	6589						194.22	181.76
PEREZ, RAUL	6371						87.90	
PERFECTO PRODUCTS, INC	1812							
PERMA TRESS HAIR SALON	8405	10,000.00						
PERRY, JACOB	8246	84.00						
PERSON, DARLENE	7317							633.00
PETDATA, INC	8093	20.95						
PETERSON, DON	6563						852.22	1,257.05
PETRUCCI, TERESA	8111	195.00	180.00					
PETTY CASH CUSTODIAN - CITY YARDS	870						145.87	
PETTY CASH CUSTODIAN - FINANCE	2507	58.32	79.54		129.06		264.62	144.72
PETTY CASH CUSTODIAN - POLICE	2430	114.00	54.79	40.80	229.55		694.08	92.96
PETTY CASH CUSTODIAN-COMM SVCS	1974	50.80	73.31	83.28	60.94		294.56	337.70
PETTY CASH CUSTODIAN-SR CENTER	3015	68.84		83.33	242.80		243.39	268.18
PHELPS, ROBERT	7370	206.29	210.49	199.65	261.15		56.51	79.61
PHILLIPS, DENISE	7495						2,000.00	
PHILLIPS, TAMMI	7531						470.53	
PI MANUFACTURING CORP.	6006	0.00		88.95	828.08		125.82	
PICABEA, JUAN	7231			231.67	102.37			16.00
PICKLEBALLCENTRAL.COM	7528						559.89	
PIERCE, LAVONNE	6954						122.26	
PIERCE, SONIA	7607				74.87		636.03	
PIHRA	7401							920.00
PINGREE, KYLE	7893			316.95				
PINNACLE PROMOTIONS, INC	7300							1,078.89
PIPE AND PLANT SOLUTIONS, INC	7151							
PITTMAN, DAVID	7506	195.00	240.00	180.00	360.00		163.29	
PLANETBIDS, INC	7209							
PLANTAG, INC	6916			169.80			77.40	

Vendor By Period

Vendor Name	Vendor No							
PLATT, JEFFREY	8481	59.21						
PLAYHOUSE BOWL ASSOCIATION, INC.	3560	12,500.00	12,500.00		12,500.00	12,500.00	12,500.00	
PLUMB LINE SURVEYING, INC	7610					1,440.00		
PLUMBERS DEPOT INC	5043							1,738.26
PMAM CORPORATION	8184	3,000.00						
POLAR KING INTERNATIONAL INC	8266	20,145.54						
POLICE PRODUCTS CORPORATION	7745				1,441.00			
POLLAK, VIDA & BARER	7899				22.00			
POLLARDWATER	8212		266.48					
POLY-CORR INDUSTRIES	6976							1,023.63
POSITIVE PROMOTIONS, INC.	2975							
POULTER, HANNAH	8226	1,258.50	12.75					
POWER MONITORS, INC	6636							
POWERDMS, INC	8368	4,100.00						
POYLE, JAMES	7176				500.00			
PRATT, EDWARD	6875		300.00	342.22	198.02	194.22	191.57	
PRATT, FRANCIS & JUDITH	6266	210.82	216.98	210.18	226.43	77.05	109.71	
PRATT, FRANK	7982			1,800.00				
PRECISION AUTO SERVICE	8407	10,000.00						
PRECISION MATERIAL HANDLING	8254	3,600.00						
PRECISION MATERIAL HANDLING, INC.	7338	10,000.00						2,008.90
PREDELEANU, MIRCEA	7723				1,500.00			
PRE-PAID LEGAL SERVICES, INC	4411	2,943.02	1,587.42	1,820.52	1,964.07	2,576.92	3,153.15	
PRESS-ENTERPRISE, THE	1295	745.90	944.54	1,085.20	2,882.16	7,900.46	8,577.55	
PRES-TECH	2961							
PRICE, RENATA	7502				100.03	186.74		
PRIME SYSTEMS INDUSTRIAL	5825	9,000.00	28,000.00			5,228.81		
PRITCHARD, CHARLES	7835				3,000.00			
PRO SHINE	7634				1,650.00			
PRO-CAST PRODUCTS, INC	8116		34,203.46					
PRO-CRAFT CONSTRUCTION , INC	6196				9,254.81	4,184.60		
PROFORCE LAW ENFORCEMENT	5149			20,156.38		3,745.34		
PROFORMA EXPRESS GRAPHICS	6193		1,367.76	1,161.63		1,141.84	1,163.03	
PROJECT ENERGY SAVERS	8107	5,690.30	5,688.66					
PROMINENT SYSTEMS, INC	6246				39,150.84			
PROMO DIRECT	7729		1,179.05		3,067.83			
PROMOTIONAL WEBSTORES	7276							

Vendor By Period

Vendor Name	Vendor No							
PROMOTIONS NOW	7735				1,060.00			
PRO-MOTORS COLLISION REPAIR	7193	9,506.31	4,944.04			982.77	6,317.21	
PRO-RISE GARAGE DOOR CO	5565	1,425.00		1,235.00		850.00		
PRO-VISION, INC	7204	45,415.79			589.02		1,126.32	
PROVOX SYSTEMS INC	7781			7,500.00	6,545.00			
PRUDENTIAL OVERALL SUPPLY	858	346.10	373.85	511.10	11,621.95	15,186.25	15,685.81	
PRUITT, CARMEN	8293	195.00						
PUBLIC AGENCY RETIREMENT SERVICES	5242	2,100.00	2,100.00	2,100.00	2,100.00	2,100.00	2,100.00	2,100.00
PUBLIC ENGINES, INC.	6132					16,016.40		
PUBLIC ENTITY RISK MANAGEMENT	978	3,657,864.85	2,896,005.00	2,179,071.00	1,807,704.00	1,659,715.00	1,467,590.00	
PUBLIC SECTOR PERSONNEL CONSULTANTS	7124	20,000.00						
PULIDO, ANGELINA	7843	195.00		180.00	180.00			
PULVER, JODEANE V	8168	752.50	80.50					
PUMPING SOLUTIONS INC	7685				1,336.44			
PYRO SPECTACULARS, INC	3111	15,000.00	14,000.00					
QT PETROLEUM ON DEMAND	6855	945.00		13,295.00	1,095.00	1,245.00	995.00	
QUADE, SARAH	8392	13.50						
QUADIENT LEASING USA, INC	6694	2,086.64	1,043.32	1,564.98	2,092.26	1,573.41	1,573.41	
QUADIENT POSTAGE FUNDING	8211	10,000.00	5,998.65					
QUALITROL LLC	7948			29,474.72				
QUALITY FENCE CO. INC	8240	3,640.00						
QUALITY LOGO PRODUCTS	5672					1,690.32	1,879.29	
QUALITY POWER INC.	5925							
QUANTUM ANALYTICAL SERVICES, INC	5438					320.00		
QUINN COMPANY	7271	122,343.78	4,067.26	20,920.83	4,241.91	19,885.15	89.66	
QUINONES, VERONICA	8432	1,600.00						
QUINTANILLA, ANGELA	6320			176.66	81.38	79.30	67.06	
QUINTE PLASTICS, LTD	6567	438.00						
R&A TANK TECHNOLOGIES, LLC	7981			2,840.00				
R.F. MACDONALD CO	6655			1,087.18		5,331.57	3,693.39	
R3 CONSULTING GROUP	7688		14,722.50	23,956.25	30,686.25			
RACEWAY FORD INC	4759		4,646.11			3,125.87	14,881.86	
RADER, WILLIAM	7755				1,500.00			
RADIAN RESEARCH	5991	79,902.92						
RAILROAD MANAGEMENT CO, LLC	4536	1,285.91	1,191.76	1,157.05	1,123.35	1,090.63	1,058.86	
RAMIREZ ARIAS, JUAN	7205	143.00						
RAMSEY, CHRISTOPHER	8237		1,200.00					

Vendor By Period

Vendor Name	Vendor No						
RANCHO PASEO MEDICAL GROUP	4395	500.00	1,590.00	75.00	300.00	875.00	
RANDA, DOUGLAS	7836				673.00		
RANGEL, JACK	7866	8.43			92.00		
RANGEL, SHAWN & TAMMIE	7177				212.95		15.75
RAPID DATA INC.	1639						850.00
RAUM, WILLIAM	6934				408.35	576.16	144.32
RAYMUNDO ENGINEERING CO, INC	7136					18,625.95	
RAYNER, WILLIAM & FRANCES	7958			2,400.00			
RCS INVESTIGATIONS & CONSULTING LLC	6380				6,220.00		5,510.00
RDO EQUIPMENT CO	444	960.37	1,203.81	2,528.09	3,990.95	4,829.72	2,362.46
RDO EQUIPMENT COMPANY	465						0.00
REARDON, MICHAEL & MARSHA	7714				1,500.00		
REAVIS CODE UTILITY SOLUTIONS, LLC	7648	500.00		16,250.00			
RECORD GAZETTE, THE	1555	17,151.40	15,742.19	11,489.38	11,268.60	9,903.30	5,942.44
RECYCLIST	7845	1,000.00			5,000.00		
RED HAWK SERVICES	7290				426.39		5,630.29
REDD, THOMAS	7483					1,500.00	
REDLANDS FORD	237				7,206.57	15,859.12	418.01
REDLANDS FORD, INC	7790				797.05		
REED, BARBARA	7518					363.00	
REED, EDDIE	7820				2,400.00		
REELSTRONG UTILITY FLEET	7943			101,844.45			
REESE, ROBERT & ANN	8130		900.00				
REGENCY-PACIFIC DEVELOPMENT CORP	6361						
REGIONAL GOVERNMENT SERVICES AUTH.	8221	25,843.75					
REGIONAL TRAINING CENTER	2882						517.00
REINHAUSEN MANUFACTURING INC.	7391						
RELIABLE WORKPLACE SOLUTIONS	4344				1,642.10	909.57	9,362.67
RENE'S AQUATICS	1366			1,750.00			
RESOURCEX	8084	25,000.00					
RETAIL LEASE TRAC, INC	7628					1,025.00	
RETURN TO WORK PARTNERS, INC	5971			1,505.00			
REUSCH, DIANA	7724				2,000.00		
REZENDES, DILLON	8243	141.00	12.75				
RHODES, NATHAN	8105		243.00				
RICE TRAILER CO	7881			29,387.50	9,962.50		
RICE, BETTY	5495			77.37	154.70	174.32	183.11

Vendor By Period

Vendor Name	Vendor No						
RICHARDS WATSON GERSHON	7337	639,707.01	404,126.48	531,854.01	586,295.26	509,920.97	253,476.35
RICHARDS, CAROLINE	8197		800.00				
RICHARDS, LORENA	7396	195.00	180.00	322.60	298.37	284.98	178.40
RIDER, RICHARD & MARSA	7313						50.00
RILEY, CHARLES	6231					106.80	193.48
RINALDI, LORETTA	5424	195.00	180.00	68.78	140.28	132.26	65.91
RINCON CONSULTANTS, INC.	8003	8,233.50	51,165.00	29,439.50			
RIOS, BERTA	6571	195.00	180.00	248.42	65.41	71.00	165.55
RITE AID CORPORATION	7973			2,562.00			
RITTER, PEGGY	8006			1,800.00			
RIV. CO. ASSESSOR, LARRY W. WARD	1316					113.75	63.75
RIV. CO. CLERK RECORDER	1327	150.00		7,181.00	3,665.25	926.50	3,909.25
RIV. CO. DEPT OF ENVIRONMENTAL	3097	912.07	1,417.42	366.08	279.00	139.50	148.07
RIV. CO. DIV. OF WEIGHTS & MEASURES	1612	125.20					
RIV. CO. FIRE DEPARTMENT	1643	2,543,592.28	1,608,075.18	2,233,542.14	1,606,799.75	1,597,448.23	1,624,978.54
RIV. CO. FLOOD CONTROL	1321	99,154.00	9,436.00		7,790.72	35,592.00	
RIV. CO. HEALTH SVCS AGENCY	2526	3,548.00	3,040.00	3,155.00	3,429.00	3,309.20	3,029.00
RIV. CO. LAW ENFORCEMENT	3281						100.00
RIV. CO. REGISTRAR OF VOTER	3786	19,784.50					
RIV. CO. SHERIFF'S DEPARTMENT	1642	32,233.00	31,125.00	31,044.00	31,282.00	31,068.00	30,834.00
RIV. CO. SHERIFF'S DEPT.	2478				2,376.00	488.00	1,713.00
RIV. CO. TLMA ADMINISTRATION	1329		306.00	455.00			
RIV. CO. TREASURER	1641				467.84	462.52	
RIVCO EMD	8335	33,750.00					
RIVCOMM, INC	7020				17,492.59		
RIVERA, KATHLEEN	7529	195.00	180.00	125.17	80.38	114.78	
RIVERA, TILLIE	7844			139.73	137.80		
RIVERSIDE COUNTY OFFICE OF ED	3957					120.00	
RIVERSIDE COUNTY PROBATION DEPT	7606					3,481.23	
RIVERSIDE COUNTY SHERIFF DEPARTMENT	1332	37,823.84					
RIVERSIDE COUNTY SHERIFF-PSEC	2938	45,738.75	34,974.94	39,157.96	22,720.00	11,641.24	
RIVERSIDE COUNTY SHERIFF'S DEPT	6221				412.00	3,481.21	
RIVERSIDE POLICE DEPARTMENT	3455		880.00				
RIVERSIDE PUBLIC UTILITIES	4433	16,552,314.31	14,102,539.05	12,553,879.87	12,098,211.55	14,109,515.91	11,239,310.11
RIVERSIDE UNIVERSITY HEALTH SYSTEM	7998	1,200.00	2,400.00	3,600.00			
RIVERSIDE, COUNTY OF	1317	3,568.00	3,645.20	4,034.10	5,764.70	10,593.70	3,812.10
	1319	8,489.49	7,165.73	7,266.66	7,659.02	6,359.59	6,308.11

Vendor By Period

Vendor Name	Vendor No						
ROBBINS, CLIFFORD & NANCY	8202		1,200.00				
ROBERT HALF INTERNATIONAL	5151	125,539.84					
ROBERTSON'S	3314						3,458.20
ROBINSON, BRANDON A	6532	564.58		76.20	472.46	642.05	357.25
ROBINSON, CLARK	8365	1,500.00					
ROBISON, JAMES	8030			2,400.00			
ROBLEE, DAVID	7394		250.00	2,217.19	4,000.00	2,480.77	316.00
ROBLES, DIONA FLEMING	6416					300.00	1,015.99
ROBLES, ISRAEL	7371		145.31	161.54	187.63		32.80
ROBLES, LOURDES	8444	50.72					
ROCHA, LETICIA	6539					323.06	
ROCK, JERRY & MARGE	7725				1,500.00		
ROCKWELL ENGINEERING & EQUIPMENT	8204	36,388.09					
ROCKWELL, AMBER	6071		487.00	570.33	839.04	1,059.24	4,500.00
RODRIGUEZ, FRANK	7178						18.10
RODRIGUEZ, JAMIE	7544					1,200.00	
RODRIGUEZ, MARINA	8207		1,800.00				
ROEBUCK, ALYSSA	8086	918.00	89.25				
ROMAN, ANDREA	7372	143.79	79.05	61.38	163.50	50.72	110.84
ROMO PLANNING GROUP, INC.	6122	68,520.00	210,902.50	140,543.80	67,071.00	228,960.00	84,400.00
RON TURLEY ASSOCIATES INC	1341		5,068.80	4,608.00	4,965.12		8,489.39
RON'S BEE SERVICE	6645	1,900.00	150.00		800.00	2,150.00	1,600.00
ROOT, GARY & JUDITH	6267	161.29	185.76	181.31	194.56	31.94	
ROQUET CONSTRUCTION INC	7277		24,500.00				2,780.00
ROSADO, HERIBERTO	7373		236.61	87.74	152.93		97.44
ROTE, RICHARD	8390	2,400.00					
ROTHFELDER, RAYMOND	7179					403.62	194.45
ROUNDS, CIERRA	7870				137.05		
ROW TRAFFIC SAFETY, INC	6730	10,368.71				4,375.79	4,282.36
ROWELL, JOYCE	5705				343.91	346.49	358.23
ROWLAND, JORDAN	8169	302.00	225.00				
ROWLEY, KATHLEEN	7590	66.41				55.31	
ROYAL WHOLESALE ELECTRIC	5894	8,958.18	14,849.70	17,014.51	18,098.70		
RSG, INC	8091						
RUBIO, RAMON	6289						115.75
RUBIO, SERGIO	7983	209.98		300.00			
RUEHLE, TARA SHAWN M	7305				2,247.00	1,350.30	1,585.50

Vendor By Period

Vendor Name	Vendor No							
RUELAS, ELIAS	7006	195.00	180.00	180.00	180.00	68.31	135.32	
RUFFIN, STEPHEN	6268	228.55	243.30	227.29	326.86	58.59	85.61	
RUGENSTEIN, CHARLES	7374		148.66	175.85	214.53		62.29	
RUIZ, MANUEL RAMIREZ	7831				245.00			
RUNYON SURFACE PREP CO. LLC	8193							
RUSH, ADAM	7631	411.92	129.30		156.64			
RUSSELL, SANDRA	7482					1,500.00		
RWC GROUP	8456	3,768.77						
SAFARI, PATRICK	8448	297.00						
SAFARILAND, LLC	6472				387.44		35.89	
SAFE RESTRAINTS, INC	7127						2,710.24	
SAFEGUARD BUSINESS SYSTEMS INC	4559				323.96	314.47	235.72	
SAFETY MAGNETS	7734				362.99			
SAFETY NETWORK TRAFFIC SIGNS, INC	8104	3,381.32	1,498.80					
SAFETY RESTRAINT CHAIR	7886				2,445.00			
SAFETY VISION, LLC	6225						1,426.02	
SAIGEON, DORIS	5497					298.02	281.62	
SALLEY, CURTIS	7133			142.81	199.66	359.88	144.32	
SALSBURY INDUSTRIES	7532					464.06		
SAMPSON, LAURIE	7113	1,183.43		295.24	27.99	84.00	1,118.45	
SAN BERNARDINO & RIVERSIDE	5064							
SAN BERNARDINO CO SHERIFF'S DEPT	6689			12,550.00	8,100.00	5,205.00	6,790.00	
SAN BERNARDINO CO TREASURER	3762		1,579.32	1,536.54	1,501.28	1,144.88		
SAN BERNARDINO CO. FLEET MGMT	8217		9,000.00					
SAN BERNARDINO COUNTY SHERIFF'S	3857				215.00	1,035.00	200.00	
SAN BERNARDINO COUNTY SUN	3723							
SAN BERNARDINO PUBLIC EMPLOYEES	5998	17,673.02	16,303.15	14,240.91	12,122.70	9,915.43	7,326.40	
SAN GORGONIO MEMORIAL HOSPITAL	1353	1,393.41				60.00	4,118.34	
SAN GORGONIO PASS ROTARY CLUB	3032	(66.00)				50.00	50.00	
SAN GORGONIO PASS WATER AGENCY	3125	13,965.00	23,940.00		49,875.00	69,740.00	196,857.00	
SANCHEZ, ALBERTO	8024	773.36						
SANCHEZ, EATO TANAKA	8027			1,800.00				
SANCHEZ, GABRIELA	7742				76.53			
	7869			244.84	12.75			
SANDERS, ROBERT	5392	195.00	300.00	360.00	342.16	317.27	305.17	
SANDHU, AMRITPAL	8227	98.50	89.25					
SANDOVAL, ANA	5146	250.00		4,000.00	4,151.25	300.00	244.75	

Vendor By Period

Vendor Name	Vendor No						
SANTA ANA WATERSHED PROJ AUTHORITY	6965	24,583.00	23,283.00	15,308.00	16,796.00	13,712.00	14,019.00
SANTANA, GRACE	8113		159.20				
SARGEANT, SUSAN	7105				373.33	359.09	180.12
SARRINGAR, ARYANA DANNIEL	7302						192.50
SATEC, INC	7740						
SATELLITE PHONE STORE	8235	2,771.55					
	7156		2,454.70	2,565.45	2,509.65	1,945.92	2,509.53
SAVACOO, DON	7819				1,200.00		
SAVARD, DANIELE S	5569						200.49
	5914						2,389.37
SAYESKI, CHRISTOPHER	7323		108.50	108.45	216.72	5,152.00	36.00
SBSD-EVOC TRAINING CENTER	3349			2,500.00			100.00
SC FUELS	7727	372,609.80	338,086.42	239,547.68	218,795.94		
SCA OF CA, LLC	8231	85,137.00	6,390.00				
SCCI, INC DBA	5336	4,570.00	3,250.00	4,250.00	5,355.00	3,500.00	3,600.00
SCHLENSKER, PETER & DEBORAH	6133	2,170.00					
SCHOEN, BERNICE	8347	2,400.00					
SCHRADER, LEON	7254						450.00
SCHUELKE, RONALD	7471					154.16	
SCHULZE, DOUG	7501	79.96	300.00		1,767.23	5,750.00	
SCUDIERI, LUCIANO	7237						64.00
SEAFOSS, RICHARD	8127		900.00				
SEDERSTROM, ROBERT D	8358	1,200.00					
SEGOVIA, JESSICA	7744			239.25	31.50		
SEGURA, JENNIFER	6198						2,744.93
SENTRY ESCROW SERVICE INC	5868			453,172.00	237,785.64	54,285.00	
SERRANO INTERPRETING	8171		425.00				
SERRANO, CINDY	7058						96.00
SERRANO, DIANA	7705	457.25	135.00	250.00	850.00		
SERRANO, JEFF	7589	85.08	102.51	167.48	268.96	287.03	
SERVIAM BY WRIGHT LLP	7131	20,842.94	55,627.22	15,086.21	80,008.37	20,532.62	38,342.26
SERVICE SCAPE	7378			49,854.60	52,073.45	77,140.00	
SGP DESIGN AND PRINT	5901	12,496.07	4,402.31	5,641.58	2,852.51	1,331.82	1,873.42
SHAFFER, FRED AND MAHAN, APRIL	7841				622.00		
SHAI DNAGLE, ALEXIS	7756	712.42			1,500.00		
SHAW, ERIC J	7639					221.97	
SHEARER, GARY R	8182		274.76				

Vendor By Period

Vendor Name	Vendor No						
SHELDON, SHANE	7422						350.00
SHELDON, STANLEY	8348	800.00					
SHERMAN, JANET	8180		1,800.00				
SHIPPING CONTAINER DEPOT, INC.	7307						
SHOVE, TED	7230				3,731.29	5,331.69	4,405.08
SHRED-IT USA, LLC	6993	3,672.59	1,759.26	1,866.43	3,357.58	1,914.45	2,178.00
SHUBIN, DEBORAH	1363		250.00	250.00	192.00		390.00
SIBOLE, FRED & KOLEEN	6269					1.76	176.78
SIBOLE, KOLEEN	7876	175.52			50.87		
SIDA, LEONARDO	7284						16.00
SIEMENS INDUSTRY, INC	6611		630.00	25,737.79	16,274.27	15,032.52	13,641.06
SIEMENS MOBILITY INC	8120	1,484.10	23,454.88				
SIG SAUER, INC	6523						212.50
SIGNATURE PUBLIC FUNDING CORP	8359	195,949.81					
SILKLETTER	7728				1,195.00		
SILVER, WILLIAM	8005			1,500.00			
SIMMONS, BEVERLY	8007			900.00			
SIMPLER LIFE EMERGENCY	4009				612.54	597.11	
SIN, KEVIN	7429	264.96		204.97			300.00
SIQUEIROS, JUANA	8415	32.50					
SIRCHIE ACQUITION CO LLC	3716		342.33	109.48	1,012.47	422.98	611.06
SITEONE LANDSCAPE SUPPLY	7095	4,385.45	5,335.85	12,288.14	10,079.54	6,239.27	7,958.69
SKASICK, EUGENE	7757				1,200.00		
SKILLS, INC	7470		6,814.02		4,160.00	20,200.00	
SKINNER, DEBORAH & ROY	7199	195.00	180.00	308.78	261.71	265.51	254.47
SMART & FINAL	1561	2,226.28	2,048.98	294.48	2,474.96	3,774.30	3,619.51
SMITH, BRANDON	6127	4,194.64	520.16	2,619.46	3,577.84	693.00	1,073.00
SMITH, DANIEL	7388						2,000.00
SMITH, JASON	4391	404.00	84.76		259.50	675.75	152.00
SMITH, JOHN	7298	195.00	180.00	180.00	344.63	360.24	360.24
SMITH, LOIS E	6123				322.00	252.00	329.00
SMITH, MICHAEL	8181		1,200.00				
SMITH, RUTH	6367						401.34
SO CAL ARBOR CARE	7476					14,499.00	
SO CAL ARBOR CARE INC	7785	21,477.00					
SO CAL JOINT POLE COMMITTEE	1373	9,031.47	12,993.23	7,740.08	6,963.40	7,563.47	6,792.93
SOAR TECHNOLOGIES, INC	6186						

Vendor By Period

Vendor Name	Vendor No						
SOFTWARE ONE, INC	7083	83,903.07	79,560.17	66,767.20	64,341.39	50,951.90	48,230.08
SOLANO, PATRICIA	7815	195.00	180.00	360.00	180.00		
SOLEX	7469						
SONSRAY FLEET SERVICES	4753			3,339.31	2,672.32	1,385.72	337.11
SONSRAY MACHINERY LLC	6565	14,326.56	7,620.22	14,514.25	29,771.99	4,938.57	4,844.02
SORIANO, RICHARD	7037	805.00	250.00	6,214.62	4,739.00		32.00
SORTO, NILTON	7587					113.97	
SOTO, GABINO	6749				109.81	142.03	331.88
SOUTH COAST AIR QUALITY	1370	6,326.56	5,329.26	5,097.70	5,718.27	4,518.62	6,341.00
SOUTHERN CALIFORNIA ADVANCED	6506						2,650.00
SOUTHERN CALIFORNIA EDISON	1371	27,798.07	22,336.74	14,031.61	10,625.23	9,713.43	12,997.73
SOUTHERN CALIFORNIA EDISON COMPANY	2535	37,162.00	20,180.00		75,232.00	99,968.61	
SOUTHERN CALIFORNIA GAS CO	1376	133,546.45	57,845.01	34,708.86	45,099.14	36,815.96	41,869.42
SOUTHERN CALIFORNIA WEST COAST ELEC	1377	115,392.94	24,106.37	12,909.15	13,255.83	439.40	1,928.00
SOUTHWEST POWER POOL, INC	7488	297.19	243.49		75.77	493.07	
SOWERS, NANCY	7726				900.00		
SPANN, JOHN	8132		2,400.00				
SPEER, AARON	8223		80.00				
SPEER, KAYLA	8222		200.00				
SPEERS, TANNER	8371	102.00					
SPIDAWEB LLC	6762		3,205.00		1,730.00		
SPL INC	8272						
SPOK, INC	6795						289.38
SPORTS FACILITIES GROUP, INC	7562					912.70	
SPRINT	6476					40.00	
SPS VAR, LLC	4796	3,883.00	3,475.00	4,740.00	5,050.00	8,630.00	2,036.66
SSD ALARM	8046		18,164.40	1,063.50			
ST DENIS, ANN	7180					87.38	
STACY BAVOL - NOTARY	6647						285.00
STAFFORD, CHERYL	7246	380.00		250.00	250.00		82.00
STAGECOACH DAYS ASSOCIATION	6989	140,547.29	31,000.00		26,776.00	26,326.00	27,250.00
STANDARD INSURANCE COMPANY	8166	74,417.80	86,192.73				
STANTEC CONSULTING SERVICES, INC	7138		7,511.00	8,903.07	1,478.68	31,463.75	100,089.64
STAPLES BUSINESS ADVANTAGE	7084	39,849.47	30,334.47	32,535.41	48,369.09	18,059.18	
STAPLES TECHNOLOGY SOLUTIONS	7783				56.55		
STARK, MARY	8474	1,200.00					
STAT URGENT CARE	8079		105.00				

Vendor By Period

Vendor Name	Vendor No						
STATE BAR OF CALIFORNIA	3472				497.00		
STATE OF CALIFORNIA	7242						960.00
STATE OF CALIFORNIA DOJ	4000	16,175.96	13,446.96	8,856.96	16,388.96	16,381.96	18,308.96
STATE WATER RESOURCES CONTROL	2452	106,389.36	100,599.34	375,594.43	372,139.11	364,027.71	372,012.71
	6849	280.00	370.00	410.00	350.00	210.00	585.00
	1390						4,341.00
STATEWIDE EMERGENCY SERVICES	8164		3,232.50				
STATEWIDE TOWING & RECOVERY, INC	3952	5,750.00	425.00	1,785.00	2,095.00	2,167.00	2,109.00
STC TRAFFIC INC	8249	46,282.50					
STEEN, MICHAEL	8366	1,200.00					
STEEN, MIKE	1394					164.00	
STEFFENS, JIM	6390				300.00	1,660.02	542.70
STENO GAL REPORTING	6829				1,586.00		
STEPHENS, MANDEEP	6800				296.31		4,000.00
STEPHENS, PATRICK	5995						7,796.00
STERLING TALENT SOLUTIONS	7132	395.24	352.60			1,733.42	2,407.02
STEVEN ENTERPRISES INC	4269		8,968.86		232.65	854.34	973.47
STEWART, TYKE & MARY	7588		16.32	106.62	103.73	3.21	
STOEL RIVES, LLP	7067						61,382.11
STONE, CHERYLL	7001	156.17			160.35	99.98	90.48
STONE, DIANE	6270	235.46	229.11	240.78	366.74	241.16	250.04
STONE, IDA	7264	195.00	180.00	256.44	166.05	163.97	168.42
STONE, PAMELA	5524		649.25	250.00	250.00		3,456.93
STRATEGIC GOVERNMENT RESOURCES	8233	99.00	7,666.67				
STRAYER, BEATRICE	7573					1,500.00	
STRECH PLASTICS, INC	7963			249.98			
STUART, DAMON	5657				250.00	160.76	538.00
STUART, HOLLY	5562				35.53	747.14	300.00
STUMP PRINTING COMPANY, INC	7327						354.74
STUMPF, JANET	7571					2,000.00	
STURM, ADAM	8452	9.17					
STV INCORPORATED	8076	4,872.50	13,352.50				
STYLE ELECTRIC	7241						19,152.74
SUCCESS ESCROW	8247		2,250.00				
SULZER ELECTRO-MECHANICAL SER INC	7623					4,765.78	
SUN LAKES COUNTRY CLUB	2467					4,002.00	
SUN LIFE FINANCIAL	7157			183,410.45	182,613.97	179,720.51	172,704.76

Vendor By Period

Vendor Name	Vendor No						
SUN RIDGE SYSTEMS INC	4772	25,033.75	39,258.00	20,791.00	25,866.00	22,322.00	21,772.00
SUNGARD PUBLIC SECTOR INC	1126						
SUNRISE SERVICES	6617						4,921.16
SUPER SUBS +	4939						
SUPERION	7253	4,442.83	124,244.13	29,639.16	122,945.98	91,680.80	91,862.60
SUPERION, LLC	7961			11,376.24			
SUPERIOR PAVEMENT MARKINGS, INC	6825				4,999.95		
SUPREME AIR DUCT SERVICE	7274						995.00
SURVALENT TECHNOLOGY CORP	6169	15,800.00		38,466.00			12,825.00
SWAINS ELECTRIC	3907			7,699.42	2,100.25		
SWAN ANALYTICAL USA INC	7577				382.51	3,537.27	
SWANK MOTION PICTURES, INC.	7649		2,175.00		1,620.00		
SWENSON, DOUG	7803				800.00		
SWIFTCOMPLY US OPCO, INC	8119		4,459.15				
SYMMES, WILLIAM	6273	1,341.35	181.28	172.04	188.70	16.95	8.00
SYNAGRO-WWT, INC	7152	12,822.31	300,808.84		18,995.74	16,709.80	4,024.04
SYSTEMS INTEGRATED	7737		285,415.00				
SZOYKA, CARL	2910					690.29	639.72
TA, HAI	6760			125.92	291.14	288.13	281.55
TAMMANY, NISSA	5805			3,481.93	44.00		112.00
TANGENT COMPUTER	4937				1,000.00	1,000.00	1,000.00
TASC	5885	97,506.04	128,173.91	118,386.06	102,505.81	79,079.15	99,331.10
TATE, BOBBY	7586		161.52	90.63		93.87	
TAYLOR, RICHARD AND JUDY	8349	1,800.00					
TAYLOR'S PLUMBING LLC	8110	902.64	2,260.50				
TEC EQUIPMENT, INC	7997	3,807.27	4,883.09	5,852.21			
TECHLINE SPORTS LIGHTING LLC	8241	10,121.98					
TECHNOLOGY UNLIMITED INC	5005	825.00	785.00	785.00	785.00	785.00	785.00
TECHSMITH CORPORATION	8384	837.46					
TELEPACIFIC COMMUNICATIONS	6583	35,943.53	36,769.88	32,263.43	29,224.94	26,200.80	24,689.00
TELREPCO	8258						
TEMPLE 57	7780				5,375.00		
TERMINIX COMMERCIAL	1802	11,868.50	1,105.00		3,900.00		2,077.00
TERMINIX INTERNATIONAL	8429	850.00					
TERMONFILS, KEVIN	8085	836.25	219.50				
TERRY, BILLIE	7279				73.43	343.02	195.55
TERRY, KENNETH	7496					1,500.00	

Vendor By Period

Vendor Name	Vendor No							
TESTAMERICA LABORATORIES, INC	6534					695.00		695.00
TETRA TECH INC.	7297							12,957.30
THAVIXAY, JENNIFER	8443	254.81						
THE BREEZ SCREEN LLC	7811				1,204.05			
THE CALIFORNIA ACADEMY FOR	7940			0.00				
THE CART GUY	6742							
THE CERTIF-A-GIFT COMPANY	7351			1,229.12		915.02		
THE HOME DEPOT PRO	8214		3,770.26					
THE K.W.C. COMPANIES, INC.	7348			1,510.12	30,497.05			
THE MEJORANDO GROUP	8012			7,489.92				
THE MOBILE TURTLE	7699	3,060.00	13,020.00	19,080.00	9,465.00			
THE PARK CATALOG	8298							
THE RADAR SHOP INC	7417							
THE SOCO GROUP, INC.	7308				1,079.64	243,549.29		226,188.56
THE UNIVERSITY OF OKLAHOMA	7938			729.00				
THESIER, DEREK	4985	7,870.00	4,156.16	20,262.50	885.33	3,951.25		591.89
THOMPSON COBURN, LLP	6895							400.50
THOMPSON, BETTY	6234							101.07
THOMPSON, JAMES	5778	250.00	250.00	250.00				300.00
THOMSON REUTERS - WEST	1447	226.92	189.10	189.10	213.56	41.48		37.71
THOMSON REUTERS / BARCLAYS	6218					146.43		269.64
THORNTON, CHRIS	5804		148.00	87.40	152.00			414.00
THORNTON, MEL	6766	315.00	300.00	600.00	300.00	439.19		454.76
TIME WARNER CABLE	4412	16,877.98	16,657.40	10,410.83	11,127.15	9,166.52		8,482.00
TIME WARNER CABLE (086811201)	8151	742.77	370.65					
TIME WARNER/CHARTER	8150	5,882.14	4,709.56					
TIMECLOCK PLUS, LLC	8387	1,980.00						
TIPTON, HOWELL	7296							1,500.00
TITAN EMPIRE, INC	7523					29,459.38		
TITAN ENVIRONMENTAL SOLUTIONS, INC	6752		3,915.00	4,800.00				3,198.00
TKE ENGINEERING, INC	6861		2,775.00	12,240.00				
TMG UTILITY ADVISORY SERVICES, INC	7325					3,502.73		38,487.27
T-MOBILE	6743	325.00	1,320.00	408.00		765.00		1,326.00
TOM BELL CHEVROLET	416	267.68	5,586.70					
TOP-LINE INDUSTRIAL SUPPLY, LCC	7976	732.27	879.43	2,235.08				
TORRES, IVANO	6419	249.00						32.00
TOTALPLAN BUSINESS INTERIORS INC	7248							915.00

Vendor By Period

Vendor Name	Vendor No							
TOTAL-WESTERN, INC	4326	22,183.49	3,507.33	3,880.00	9,535.00	3,200.00	2,775.00	
TOWN & COUNTRY ESCROW CORP	7630					475,020.00		
TRANSACT TECHNOLOGIES	5622				267.56		103.24	
TRANSTECH ENGINEERS, INC	7878	31,567.50	147,077.00	30,412.50				
TRANSTRACK SYSTEMS INC	8230	38,466.21	6,000.00					
TRAPANI, SHARON	6296				228.21	290.50	192.72	
TREICHLER, JOHN	6271	22.54	165.02	148.21	71.38	29.04	40.02	
TREJO, JUAN CARLOS	7608					5,000.00		
TREMBLY, CHRIS	7520	345.45	240.86		250.00	434.00		
TRENCH SHORING COMPANY	4540	270.00	2,053.36	2,435.30	1,546.90	954.70	942.00	
TRI COUNTY PUMP COMPANY	6808				20,320.35	19,789.21	9,151.09	
TRI-GLOBAL TECHNOLOGIES, LLC	7874	14,745.00			2,985.00			
TRILLIUM SOLUTIONS, INC	7941	3,000.00	3,000.00	79,830.00				
TRI-POINTE HOMES IE-SD INC	8323	94,680.70						
TRIPP, TORREY	7758				800.00			
TRUCK WORKS, INC	8174	4,755.05						
TRULLION	8304	21,000.00						
TRUNNEL, DEBBIE	8353	8,183.00						
TUINIER, DONALD	7615					1,500.00		
TURBO DATA SYSTEMS INC	2403	1,867.69	1,873.57	1,704.44	2,073.89	2,667.10	2,449.27	
TURBOSCAPE, INC	8081	9,270.00	11,760.00					
U.S. BANK	3590	4,693,560.97	4,749,618.32	4,640,915.83	4,743,239.47	4,608,918.16	4,012,260.07	
ULINE	3623		4,485.88	3,164.78	3,505.17	1,764.55	2,643.23	
ULTIMATE MAINTENANCE SERVICES, INC	7913	1,500.00		30,240.00				
UNDERGROUND SERVICE ALERT	871	1,646.07	1,811.68	1,630.59	1,494.10	1,125.46	865.55	
UNDERHILL, JOHN	6637					435.68		
UNDERHILL, WILLIAM	6803			359.91	205.00	225.98	112.45	
UNITED ROTARY BRUSH CORPORATION	6227				1,413.75	1,771.79	1,766.98	
UNITED SITE SERVICES OF CA, INC.	7510				355.89	462.02		
UNITED STATES POSTAL SERVICE	1422	960.00	904.00	744.00	690.00	865.00	829.00	
	3770				20,000.00	20,000.00	15,000.00	
UNITED TRANSMISSION EXCHANGE	7919	517.50	4,173.94					
	3732				205.00			
UNITED WATER WORKS, INC	6925	23,932.62	3,552.15	34,228.51			190.34	
UNITED WAY OF THE INLAND VALLEY	2269						613.00	
UPLAND SOFTWARE, INC	7731				19,602.00			
URBAN FUTURES INCORPORATED	4124				1,012.50	675.00	2,407.50	

Vendor By Period

Vendor Name	Vendor No						
URBAN HABITAT ENV. LANDSCAPES	7409					9,540.54	
URENA-PEREZ, RITA	8382	32.50					
URIBE, JORGE	7349						215.00
URQUIZO, MARY	7782				343.00		
US GEOLOGICAL SURVEY,	6928			51,962.00	25,616.00	23,125.00	144,973.00
USABLUBOOK	1993	5,898.73	16,550.93		1,508.62	4,086.99	1,110.59
USDA FOREST SERVICE	2577	2,184.22	1,101.89	1,081.49		1,041.91	1,020.08
UTILITY ACCOUNTING EDUCATION	8173		3,125.00				
UTILITY CRANE AND EQUIPMENT	6782	9,473.35	1,317.00		1,470.15		
UTILITY ENERGY FORUM	8433	4,110.00					
UTILITY TREE SERVICE	6753			65,784.50	125,378.40	85,635.00	90,200.00
V & V MANUFACTURING, INC.	1570			594.20	1,483.62	115.24	
V2C GROUP, INC	6915						13,361.00
VACA, YVETTE	7933	3,915.97	213.25	25.50			
VALDEZ, JASON	4444					(16.00)	128.00
VALDIVIA, GILBERT	7186						16.00
VALENCIA, BETTY	8029			900.00			
VALENCIA, MARIBEL	7503	195.00	180.00	277.59	150.04	249.65	
VALLEY POWER SYSTEMS, INC	5230					705.25	4,239.02
VAN WHY, BRUCE & LILLIAN	7181	197.97	88.19	10.36	200.48		109.88
VAN WINKLE, THOMAS	7541					1,500.00	
VAN, GAIL	7286						525.00
VANCE CORPORATION	8175	17,000.00	539,408.58				
VANGUARD UTILITY SERVICE, INC	7139						273,589.33
VARDANYAN, ANDRANIK	8134		24.75				
VARGAS, MARIA	7236	415.75	301.50	76.50	186.00	246.30	
VAUGHN, ALLEN	7974			900.00			
VAUGHN, JAMES	8063			1,200.00			
VCS ENVIRONMENTAL	8296	4,166.40					
VELA, ARTURO	5501	435.57			717.45	232.50	35.72
VELA, ARTURO M	7159	195.00	180.00	180.00	128.99	136.58	278.89
VEOLIA TECHNICAL SOLUTIONS	7847	175.55					
VEOLIA WATER CONTRACT OPERATIONS US	7007	637,326.00	587,394.00	574,749.00	574,749.00	549,135.00	508,797.00
VERIZON WIRELESS SERVICES, LLC	5369	65,278.37	58,837.61	59,870.39	50,070.28	37,481.29	32,990.72
VERSATILE INFORMATION PRODUCTS	445	2,200.00	2,095.00	1,995.00	16,294.62		157.10
VILLA, EVERARDO	7838			25.50	20.00		
VILLEGAS, JOSE	7042	315.00	300.00	600.00	300.00	187.52	189.71

Vendor By Period

Vendor Name	Vendor No						
VINCE, FRANK & THERESA	6442			69.00	155.06		
VIRGINIA TRANSFORMER CORP	7068						362,649.00
VIRTUAL PROJECT MANAGER, LLC	7885	10,000.00	9,000.00	8,000.00			
VISION SECURITY SYSTEMS	6143	33,821.66	9,230.68	34,955.66	27,905.05	17,191.56	4,153.23
VISTA PAINT	1890	10,284.79	10,440.59	2,083.19	1,939.88	1,125.98	3,212.07
VOLVO CONSTRUCTION EQUIPMENT & SALE	5944			1,707.72		727.82	
VON RAJCS, JANET & STEVE	7975			3,000.00			
VORISEK, ADAM	7375	214.16	222.64	314.65	505.59	369.75	247.17
VOSS, MARTHA	7505					147.66	
VULCAN MATERIALS	6650	10,007.81	7,778.69	8,060.17	7,664.79	6,911.80	9,672.43
WAGES, ROBERT & ANN	7182	172.72	200.72	205.34	277.15	83.98	105.62
WALKER, BRIAN	4984	882.28	5,608.99	12.00	3,004.83	12.00	4,053.69
WALKER, LORRAINE	8449	316.32					
WALLACE, A'JA	8189		300.00				
WALLACE, COLLEEN	7576	1,313.70	524.16		1,116.52	310.31	
WALSH, THEADORA	8032			900.00			
WALTER STANLEY COS, LLC	7282	437.31	457.06	233.69	1,000.26	395.07	636.87
WALTON, CHARLES D	6028						
WARE, KENNITH	5139					82.87	645.80
WASHINGTON, MARK	6962	206.28		250.00	146.00		211.00
WASTE MANAGEMENT OF THE IE	1437		23,557.87	1,877.90		1,845.60	8,260.66
WASTE MANAGEMENT OF THE IE	1436	18,795.92	555,376.61	2,415,985.81	2,411,891.76	2,022,703.55	2,229,716.78
WATER ENVIRONMENT FEDERATION	6165	150.00	145.00			20.00	
WATER SYSTEMS OPTIMIZATION, INC.	7657				15,000.00		
WATERLINE ENVIROTECH LTD	4242					2,434.84	
WATERLINE TECHNOLOGIES, INC	6918	8,266.53	4,617.04	440.32	808.00		2,994.31
WATKINS, SHERON	8391	2,400.00					
WAUSAU TILE INC.	1770				609.68		
WCT PRODUCTS, INC	7575	11,444.66		563.27	18,080.66	4,999.00	
WEAVER GRADING INC	7995			47,000.00			
WEBB MUNICIPAL FINANCE, LLC	7680						
WEBSEDGE LIMITED	7080		22,500.00				
WEBSTER, DENNIS	7333				376.48	398.32	340.84
WEBSTER, JAN	8131		3,000.00				
WEBSTER, LON	5390	315.00	300.00	600.00	400.23	348.72	354.94
WECKERLE, CARLTON	7960			25.00			
WEG TRANSFORMERS USA LLC	8192	1,284,540.00	758,400.00				

Vendor By Period

Vendor Name	Vendor No							
WEINBERG, MARK & JUDY	7183	73.88	164.04		219.76	105.71	134.24	
WEKA, INC	7898			2,368,572.81				
WELCH, ART	4687				107.65	240.88	542.35	
WELDOR'S SUPPLY AND STEEL	7249	826.79	363.37	186.43	300.71	785.10	3,505.16	
WELLS FARGO BANK	2256	9,677,631.47	10,026,865.88	8,294,941.34	7,904,921.20	7,340,705.70	6,560,268.86	
	4228	8,000.00	8,000.00	7,600.00	6,900.00	11,671.85	39,217.10	
WELLS FARGO CARD SERVICES INC	4821	494,672.32	341,825.26	123,701.72	119,815.80	59,961.82	38,988.63	
WELLS, KAREN	6387			180.00	172.31	166.87	172.74	
WESCO DISTRIBUTION, INC	2281			34,498.39	15,713.72	33,646.88	5,589.30	
WEST & ASSOCIATES ENGINEERING, INC	8018			19,827.00				
WEST COAST LIGHTS & SIRENS, INC	7515					101.94		
WEST COAST SAFETY SUPPLY CO., INC	3416			355.43			140.79	
WEST COAST SAND & GRAVEL, INC.	7381	15,709.65	5,116.91	12,810.74	6,220.71	6,953.50	412.33	
WEST, KENNETH	7834				1,500.00			
WESTATES APPRAISALS CORP	7509					2,800.00		
WESTERN AUDIO VISUAL & SECURITY	6053			208,609.32	1,285.86			
WESTERN CITY MAGAZINE	584						250.00	
WESTERN CONSTRUCTION SPECIALISTS	8303	225,468.00						
WESTERN ELECTRICITY COORDINATING	6765						476.17	
WESTERN ENERGY INSTITUTE	3328					435.00		
WESTERN EXTERMINATOR COMPANY	7690	190.00	2,800.00	30,447.00	12,845.00			
WESTERN MUNICIPAL WATER DISTRICT	7021	1,150.00	750.00	700.00	700.00	800.00		
WESTERN RIVERSIDE COUNTY	5026	60,781.75	19,143.00	141,646.00	1,052,439.34	4,208.00	5,126.77	
WESTERN UNDERGROUND COMMITTEE REG	3561					1,750.00	675.00	
WESTRICK, FERNE	6560	23.91	159.30	125.82	19.50	8.00	32.19	
WESTRUX INTERNATIONAL INC	143	5,495.18	797.75	818.74	3,537.73	5,094.92	16,212.17	
WHITE BRENNER LLP	8161		5,296.95					
WHITE CAP LP	2836							
WHITE, BEVERLY	6359	195.00	180.00	360.00	295.01	311.11	322.86	
WHITE, THOMAS	8064			1,500.00				
WHITMAN, REQUARDT & ASSOCIATES, LLP	7784			150.00	300.00			
WHITTINGTON, TOM	7798				2,000.00			
WHOLLEY, LISA AND MIKE	7892				1,800.00			
WHOOSTER, INC	7661			1,300.00	1,300.00			
WIEGAND, JOHN & SHARON	6275	173.19	63.82		265.68	25.20	89.52	
WILBUR'S POWER EQUIPMENT	466	4,192.06	3,600.64	817.43				
WILCE, MARLENE	6230	150.00	120.00	260.00	95.27	101.64	168.45	

Vendor By Period

Vendor Name	Vendor No						
WILCOX, ROBERT	8485	117.47					
WILDLIFE CONTROL SERVICE INC	7605			4,100.00	6,360.00	795.00	
WILLCUTT, CRAIG	7315						50.00
WILLDAN ENGINEERING	6184	522,040.00	504,212.50	478,735.00	249,222.50		
WILLDAN FINANCIAL SERVICES	2971	4,446.35	4,374.00	10,070.09	17,395.13	27,839.97	56,638.05
WILLIAM H. STOLTZ, PHD, INC	8048			350.00			
WILLIAM-HILL, ANDREA	7420				658.00	630.00	380.00
WILLIAMS SCOTSMAN, INC	1357	51,477.08					
WILLIAMS, JOHN	7867		227.76	193.38	412.03		
WILLIAMS, JOHN	7585	216.84				102.56	
WILLIAMS, VENKA	5629				257.06	104.58	101.00
WILSON, MILDRED	8035			208.03			
WILSON, STEPHANIE	8201		1,800.00				
WIN-911 SOFTWARE	7206			495.00	495.00	495.00	495.00
WINGLER, PEGGY	6857						176.37
WINTERS, CONCEPCION	6937					125.38	159.53
WINTERS, HEATHER	7584				235.57	1.51	
WIREMAN, RHONDA	6236	195.00	270.00		127.99	306.25	291.93
WISECARVER, COLLETTE	8381	175.00					
WITTMAN ENTERPRISES, LLC	8022	45,856.75	43,005.00	31,770.00			
WOLFSWINKEL, KEVIN	7484					2,500.00	
WOOD, RONALD & JUDY	7868	163.25		120.64	231.60		
WOODARD & CURRAN, INC	7220					15,112.85	629,057.24
WOODS UNLIMITED, INC	7340						2,867.56
WOODSTOCK, WARREN	5655					250.00	
WRCOG	2690	15,019.95	7,882.18	9,929.71	35,249.81	31,584.67	31,577.70
WRIGHT, RALPH	7846		159.50	300.00	315.43		
WURTZ, JAMES	8028		1,437.83	24.45			
W-W MANUFACTURING COMPANY	7700				28,286.10		
XENIA PACIFIC, INC	6662	9,584.64	8,066.29	5,906.32	2,733.60	3,515.35	390.06
XTREME RESCUE INC	8439						
XYLEM DEWATERING SOLUTIONS, INC	6011		59,346.76	3,976.28		4,136.52	
XYLEM WATER SOLUTIONS USA, INC	8071		46,918.12				
YALE/CHASE EQUIPMENT & SERVICES INC	7047						
YANG, CHE	7143		148.96		128.50	142.35	229.55
YAYA CREATIONS	7328						122.52
YEDWALSKY, HARVEY	7106			310.78	198.02	545.24	345.00

Vendor By Period

Vendor Name	Vendor No						
YORK, RICHARD	7376	241.40	268.92	226.11	125.51		492.25
YOUNG, CARLA	5375	711.86	1,302.00		1,527.34	581.02	609.26
YOUNG, RICHARD	7583	171.60	172.60	172.10	219.25	36.10	
YOUNGBLOOD & ASSOCIATES	5135				2,750.00	2,475.00	1,550.00
YOUNGBLOOD, CHELSE	4236			32.97	1,156.21	60.00	
YOUNGBLOOD, RICHARD	2857	38.25	12.75	280.40	199.00		92.00
YUNEX, LLC	8096	3,921.13					
ZENCITY TECHNOLOGIES US, INC	8190	42,000.00	24,000.00				
ZENDEJAS, SARAH	7708				50.00		
ZENNER PERFORMANCE METERS, INC	6499	246,879.65	279,986.73	532,098.66	423,539.64	46,636.50	12,821.79
ZOELLER, SUSAN	5471	195.00	180.00	180.00	111.60	107.80	106.44
Grand Total		76,825,722.75	68,973,553.81	62,586,122.56	56,167,872.63	50,987,142.25	54,441,544.08

Vendor By Fund By Period

Sum of Tran Amt			FY Period					
			23	22	21	20	19	18
Vendor Name	Vendor No	Fund						
3 L EXECUTIVE SERVICES	8369	(blank)	32,977.16					
4IMPRINT	5678	(blank)	642.37		419.97	6,088.59		1,012.36
72 HOUR LLC-NATIONAL AUTO FLT GRP	6900	(blank)			87,793.84		339,286.82	
A JUMP N PARTY, INC	6956	810				350.00	2,856.00	
A.C. PROPANE	8333	610	862.59					
		700	1,097.22					
		702	1,500.77					
		810	361.58					
AARVIG & ASSOCIATES, APC	8103	001		16,900.30				
		670		13,243.37				
AB FENCE COMPANY, INC	7801	001			2,402.06			
		660				5,232.00		
ABBOTT, CELIA	7508	002		180.00				171.52
		661	195.00		180.00			
		673				319.43		
ABSOLUTE CONTRACTORS, INC	8014	002						
		101						
		661						
		673			9,937.00			
		683						
ACCULINE CONSULTING, LLC	7689	002		16,448.00				
		101	62,363.40	97,791.25	104,560.00	16,403.60		
		661	33,411.60					
		683	6,580.00	81,680.00		25,000.00		
ACE ALTERNATORS, GENERATORS	889	001						233.81
		002						
		101		205.54	314.29			
		102			580.73			
		673						
		680				592.69		
		683			380.62			
		700				2,285.34	1,443.57	315.32
		761						
840						391.45		
ACE TECHNOLOGIES	6828	101			1,450.00			650.00
		102						
		673					2,227.50	
		840		650.00				

Vendor By Fund By Period

			23	22	21	20	19	18
Vendor Name	Vendor No	Fund						
ACOM SOLUTIONS, INC	6497	001			3,668.00			
		101	4,439.00	4,035.00		3,494.00		3,190.00
		660	795.00					
		673	490.00					
		840					3,494.00	
ACOSTA, JESSICA	7902	102	208.36					
		840				217.55		
ADAPT AD SPECIALTY	8479	101	3,990.82					
		840						
ADS,LLC	7663	101					18,024.71	
		102						
		660						
		673						
		840		5,400.00	4,250.00			
ADVANCED WORKPLACE STRATEGIES INC	4781	001	1,485.00	1,971.50	2,269.50	2,518.00	1,847.00	
		200					12.00	
		201					134.00	
		702	961.00					
ADVANTAGE DEMOLITION & GRADING	8186	702		137,669.25				
AHRENS, JOYCE	6435	702	159.67	160.17	125.82		12.54	
AILA, GREBELL	7265	702	195.00	180.00	313.43	268.59	261.64	257.20
AIRGAS USA, LLC	2454	001						13.20
		102						1,055.68
		673						1,331.86
		702						1,827.47
AIRWAVE COMMUNICATIONS ENTERPRISES	7146	001				8,837.85	6,202.44	9,090.46
		100				1,262.55	1,944.55	
		610						
		670				1,262.55	2,525.10	1,225.78
		673		1,300.43	3,901.29			
		690						
		702				7,802.58		
705						2,451.56		
AKINS IT	8054	001						
		670	138,383.17					
ALARCON GARCIA, ANGEL	8135	001		51.00				
ALARMCO SECURITY SYSTEMS, INC	8053	001		240.00				
		705						
ALBERT A. WEBB ASSOCIATES	3065	001	92,473.25	110,570.46	140,593.77	55,059.39	92,270.20	11,506.79

Vendor By Fund By Period

			23	22	21	20	19	18
Vendor Name	Vendor No	Fund						
ALBERT A. WEBB ASSOCIATES	3065	100			8,660.48	8,732.00		
		201						
		222			30,350.23			
		660	4,951.25					3,987.00
		670	23,568.64	44,682.57		51,363.47	41,288.10	13,825.00
		675						
		690					0.00	3,167.50
		704				21,542.77		
		761	17,134.63	69,074.25		71,220.26	6,819.00	
		810						
ALESHIRE & WYNDER, LLP	4994	001	3,931.00	527.03	10,711.34	4,031.00	3,593.14	15,912.58
		660			2,359.50	1,295.60		947.61
		670		1,014.00	6,203.40	2,812.74	324.74	7,621.73
		675					64.87	
		690	1,014.00			2,640.18		
		761				5,965.27		1,353.50
		810		663.00				1,643.97
ALFARO COMMUNICATIONS CONSTRUCTION	8209	001		2,900.00				
		810		52,725.00				
ALGIERS, LYNETTE	7977	001	250.00	250.00				
		670			250.00			
ALL AMERICAN ASPHALT	6724	001	336,337.94	836,614.18				62,829.22
		100						
		660	12,500.00					
		670	17,296.50	322,581.05				
		675		384,703.83				54,904.36
		690		223,878.80				
		761		145,782.25				
810		754,053.15						
ALL AMERICAN TOWING	1492	001	225.00	545.00	275.00			
		670	670.00	215.00				
		810		215.00				
ALL SEASONS INSULATION	8434	670	2,995.00					
ALL STAR ELITE SPORTS	7098	001	4,722.28	1,137.85	145.46	1,168.65	2,107.25	1,516.51
		600				1,098.92		
		670		1,011.23	618.44	1,439.30	1,659.43	2,831.25
		675	1,292.13	3,399.66	339.52		840.88	
		690		595.43				
		761						

Vendor By Fund By Period

			23	22	21	20	19	18
Vendor Name	Vendor No	Fund						
ALL STAR GLASS, INC.	3597	001		1,504.22	274.69	1,812.33	555.90	672.88
		600	118.00					
		660	718.99					
		670	1,050.21	2,752.49	285.54	553.32	1,393.91	1,187.73
		675	2,446.59	1,348.39	558.32			
		761				185.00		
		810					341.50	
ALLEN REBUILT, INC	6643	001						316.00
		201	876.00		86.00			
		670						336.00
		810			616.00		696.00	
ALLEY BARBER & HAIR STYLING , THE	8413	670	10,000.00					
ALLGOOD DRIVING SCHOOL, INC	7979	001		54.60	109.20			
		670	27.30	136.50				
		690	81.90					
ALLIANT INSURANCE SERVICES, INC	6775	001	10,371.00					
		690			8,979.00			
		761				7,808.00	7,808.00	7,808.00
ALLISON MECHANICAL INC	7545	001	891.71			8,587.17		
		670						
		810						
AL'S KUBOTA TRACTOR	34	001	547.40		629.12	2,306.81	2,647.16	3,241.28
		100				1,219.48		1,055.99
		430			312.45			
		660						2,333.63
		670				687.72	1,638.30	485.69
		675					1,000.50	
		680						
		690						100.36
		702						
		703						
		704						442.90
705								
761		114.73		65.13				
ALTA PLANNING + DESIGN INC	8297	001	140,061.21					
ALTAIR ENGINEERING INC	8311	001	9,975.00					
ALTEC INDUSTRIES, INC.	1616	001	1,261.40	5,866.30	9,708.77	15,577.30	2,821.26	4,405.80
		201			4,281.52			
		660						

Vendor By Fund By Period

			23	22	21	20	19	18
Vendor Name	Vendor No	Fund						
ALTEC INDUSTRIES, INC.	1616	670	35,137.14	3,465.67	9,060.80	15,808.95	1,679.08	613.43
		675	606.25				3,693.56	1,873.05
		690						
		761	292,589.00		1,016.86			
ALTERNATIVE TECHNOLOGIES, INC	6482	001		60.00		500.00		
		100					350.00	
		670						270.00
		675						
AMAZON BUSINESS	7468	001	3,096.31	3,073.22	5,974.19	8,869.60	7,816.36	
		002	1,772.79					
		100	5,281.42	3,574.97	728.50	4,525.52	259.20	
		111				1,750.84		
		370						99.61
		610	11,972.48	10,540.75	4,044.41			
		660	6,424.82	4,133.35	831.04	403.67	288.86	
		670	446.56			395.76	1,355.42	
		673					(18.77)	
		675				(6.45)		
		680	4,302.49	2,059.79	2,560.51		58.17	
		690				1,101.56	493.26	
		702	6,231.52	2,301.08	1,397.77	389.29	523.14	
703			59.92					
704	1,085.53							
761	17,699.67	2,969.19	2,503.11		74.32			
AMAZON CAPITAL SERVICES, INC.	8146	001	1,771.40					
		100						
		660	47.38					
		670	166.96					
		680	198.94					
		690	230.94					
		702	137.90					
AMERICAN CAPITAL ENT, INC	4459	001					387.13	
AMERICAN COUNCIL OF ENG COMPANIES	7580	001	399.13					
		100				474.75		
		660					589.39	
		670						
		680		396.13			(3.82)	
		690			472.46			
		702					(3.29)	

Vendor By Fund By Period

			23	22	21	20	19	18
Vendor Name	Vendor No	Fund						
AMERICAN FORENSIC NURSES	4265	001	9,379.83	2,152.58				
		600	631.80					
		660		4,505.07	8,212.94	8,440.28	7,460.00	10,650.00
		670	1,871.78					
		675		70.20				
		680		5,210.45	2,381.72	4,326.84	1,580.00	2,270.00
		704	1,046.34					
AMERICAN KEY SUPPLY	7653	660				3,600.00		
		680						
AMERICAN PLANNING ASSOCIATION	3348	680	500.00					
AMERICAN PUBLIC WORKS ASSN	2195	660		268.75	260.00			
AMERICAN RAMP COMPANY	5452	660					7,261.32	
AMERICAN ROAD MAINTENANCE INC	8115	660						
		680	19,263.33	364,368.58				
AMERICAN WATER WORKS ASSN	910	660		1,974.00	286.00	286.00	2,048.00	6,883.00
		680	622.00		1,894.00	1,877.00	269.00	
AMILIA TECHNOLOGIES USA INC	8261	660	2,492.50					
		680						
ANDERSON, DENNIS & LUCILLE	7161	660	241.60	193.04	165.30		83.10	31.58
		680				249.56		
ANDREWS, LORRAINE	7603	660	307.00	302.38		447.94	251.50	
		680			279.90			
ANGI ENERGY SYSTEMS, LLC	5299	660		2,187.47		14,940.71	10,041.15	
		680				575.47	2,515.67	
ANIXTER, INC	7048	001	107,191.74	757,963.11	61,792.39	112,037.47	18,531.99	33,399.39
		100	416.30			94,793.07	4,762.66	5,838.55
		110					4,383.49	
		600			1,590.17			
		610	1,293.00					
		660	2,857.56			271,095.17		
		670	49,415.98		91,092.92	3,458.79		
		675			89,510.08			
		690	2,011.72					
		700			22,167.79			
		702	440.80		20,083.86			
		703	37,224.37					
		704	22,587.94		47,173.33	89,529.59	85,449.68	15,398.99
		761	51,427.69					
ANKENMAN, DAVID	8206	704		2,400.00				

Vendor By Fund By Period

			23	22	21	20	19	18	
Vendor Name	Vendor No	Fund							
ARAGON GEOTECHNICAL, INC	6195	001				(6,110.00)		7,174.25	
		100	5,945.00				12,605.00		
		111							
		610					(6,115.00)		
		704	0.00			15,340.00		0.00	
ARAMARK UNIFORM & CAREER APPAREL	7743	001	11,438.67	10,022.00	6,357.42	2,800.82			
		100	2,233.51	1,432.92	1,172.40	39.69			
		101							
		110							
		111			32.15				
		200		209.08					
		420							
		600	239.03	306.88					
		610	624.56	1.72		495.74			
		660	257.38	1,285.23	630.58	194.50			
		661			377.26				
		670			1,231.53	114.28			
		673			55.50	90.02			
		675			402.24	259.99			
		680			847.20	197.18			
		690	88.44	166.21	314.20	345.71			
		702	435.79	259.87	1,001.41	270.81			
		704	73.86		145.38				
705			37.87	37.30					
761			47.07						
810	588.47	541.85	229.64						
ARB/PERP	6063	610		735.00					
		660					570.00		
ARC DOCUMENT SOLUTIONS	8082	001		3,063.31					
		100		3,150.86					
		610							
		660							
		670							
680									
ARCE, PAUL	8331	001	1,008.00						
ARCHIVESOCIAL, INC	8158	001	4,788.00	3,591.00					
ARE ANIMAL RESCUE	8117	001	64,786.23	45,000.00					
ARIAS, JOE	5215	670						160.00	
		675		213.50		244.70	82.00	32.00	

Vendor By Fund By Period

			23	22	21	20	19	18
Vendor Name	Vendor No	Fund						
ARMSTRONG, CLIFF	8361	675	3,000.00					
ARROW STAFFING SERVICE	6456	001			11,750.40	22,021.31	45,950.21	64,020.81
		100					10,222.24	
		110			1,224.00			
		148			2,203.20			
		660					1,473.99	
		670		100.00	2,417.40	29,765.28	2,199.60	
		675			2,448.00	5,742.85	2,285.26	
		700				1,222.00		
		702				7,592.43	11,912.01	
		703					2,302.93	
		705				3,021.28		
		810					12,971.84	
ARTISTIC MAINTENANCE, INC.	5946	001	45,876.30	59,226.03	100,235.78	52,034.96	45,653.65	78,975.11
		660				17,379.03	8,188.38	
		670		568.18	620.00	15,144.73	30,065.56	
		680				422.22		
		700					12,926.16	
ASBURY ENVIRONMENTAL SERVICES DBA	6899	001	2,962.88	3,502.76	265.00	418.25	2,474.36	390.00
		660			3,960.10	35.00		55.00
		670			55.00	954.00	332.39	
		675			288.77			
		705			383.00	358.25	317.00	349.63
		761			753.00	1,446.05	877.25	
ASSOC OF RIVERSIDE COUNTY	3072	001	200.00				150.00	
ASSOCIATED BAG COMPANY	921	001			2,001.40			
		660				1,386.10		
		670						
		761			505.24			
AT&T CALNET 2	6175	001	6,637.56	5,692.80	4,730.41	2,285.15	6,240.18	3,254.23
		002				3,065.82		
		100						8,128.33
		660	746.09	1,240.25	2,769.32	3,911.13	777.82	
		670	1,737.89	1,415.72	1,436.98	221.80		
		673				215.17		
		675					1,545.94	
		703			2,773.39			
		761	2,613.24	2,737.22	1,648.46	694.22		
AT&T MOBILITY	3844	001		1,445.90	11,402.03	9,983.44	3,423.56	4,444.88

Vendor By Fund By Period

			23	22	21	20	19	18
Vendor Name	Vendor No	Fund						
AT&T MOBILITY	3844	100		1,445.90				
		660						4,435.55
		670					2,199.04	
		675					3,298.56	
		702						1,111.22
AT&T MOBILITY LLC	8147	001	8,991.73	1,400.16				
		703		8,977.36				
		761	4,910.10					
ATBACKGROUNDS	7667	001		152.25	149.39	165.75		
		702	349.81					
		703		426.50		269.50		
		810		26.25				
ATLAS BUSINESS SOLUTIONS, INC	6810	001		940.80	806.40	864.00	806.40	
		670						844.80
ATWORK PERSONNEL SERVICES	7937	001	8,468.57	53,883.54	25,411.75			
		600			9,592.02			
		660		6,029.92				
		670	6,392.10	22,342.55	5,235.65			
		673			3,825.68			
		680		1,042.27				
		690			3,355.81			
		702		3,393.10				
		703	5,970.23	28,354.93	12,138.26			
761		2,327.28	12,992.33					
AUER, WILLIAM	6942	670	1,520.49	101.50	86.00	(12.00)	12.00	24.00
		705	89.25					
		761	82.75	3,139.92	24.00			1,859.30
AURIGA CORPORATION	8259	670	41,450.00					
		761	9,500.00					
AUSTIN, CHANDA	8114	670	15.75	246.50				
		761	13.50					
AUSTRUM, RICHARD & DIANA	6457	670	150.00	150.00	150.00	150.00	142.56	
		761			150.00	147.29	137.28	120.71
AUTOMATED GATE SERVICES, INC.	3933	001	4,473.75	954.00	2,048.00	484.50		1,258.00
		660		3,493.00	230.00	563.50		
		670	652.00			4,900.00		
		705		158.00	1,693.50			295.00
		761	1,405.50					218.00
AVILA, CHRISTINA	6593	001		238.00		98.00	378.00	100.00

Vendor By Fund By Period

			23	22	21	20	19	18
Vendor Name	Vendor No	Fund						
AVILA, CHRISTINA	6593	761	504.00	200.00				
AVILA, SOL	7121	001	709.44	138.96	72.25	6,851.44	121.84	48.00
		660	280.81		65.99	14.00		
		670	155.25	196.75		61.13		
		761	4,230.17	3,266.06		(105.54)	12.00	
AVILA, VINCENT	5872	001	3,842.90		3,718.23	4,144.96	373.20	2,756.11
		660		25.50		290.23	1,081.86	
		670		3,400.99		20.00	220.00	
		761			42.50	83.26		
AVINA, SYLVIA & FLORENCIO	8336	660	3,000.00					
A-Z BUS SALES, INC. (COLTON)	2073	001			323.10		4,081.83	493.08
		430		32,061.55				
		673			12,481.13	29,373.97		11,851.81
		675		1,165.53				
		702				194.96		11.51
		810			495.81			
BABCOCK LABORATORIES, INC	6774	001	24,078.79	11,301.79	4,370.78	1,467.00	6,893.49	7,199.00
		100	237.00	3,228.60	5,130.00	1,479.00	3,882.24	165.00
		451	140.00					
		610		4,794.00	9,293.72	5,044.00	15,497.00	
		660	27,654.80	10,497.80	2,865.00	2,242.00	1,851.98	1,383.00
		670	416.10	3,964.20	3,787.00	1,659.00	4,254.71	14,701.00
		675	245.00	20.00				
		680	7,995.06	3,358.00	3,394.00	1,555.00	1,687.58	1,159.00
		702		3,020.00	15,120.00	12,488.00	772.00	
		704		2,286.20	5,563.00	5,795.00		
		810	931.50					
		1,317.00						
BAKER, CHARLES	8099	670		(400.00)				
BALLESTEROS, ILIANA	8327	670	1,800.00					
BANNING CHAMBER OF COMMERCE	7632	001	770.00		5,250.00	20,165.00		
		670	7,680.00	2,500.00	5,250.00			
		705				1,140.00		
		810					75.00	
BANNING GLASS MIRROR & SCREEN	7101	001	1,709.62	1,359.36	1,235.20			
		610		584.74	148.87	1,985.92		
		705	2,639.67					
BANNING POLICE EXPLORERS POST 1250	7738	660	685.00	570.00	992.64	825.00		
BANNING POLICE OFFICERS ASSOC.	7990	660	14,701.50	8,680.90				

Vendor By Fund By Period

			23	22	21	20	19	18
Vendor Name	Vendor No	Fund						
BANNING POLICE OFFICERS ASSOC.	7990	661	11,691.20	8,851.74	16,617.98			
		670		6,012.28				
		675		2,931.14				
		702						
BANNING TECH KNOW	8406	702	10,000.00					
BANNING VETERINARY HOSPITAL	5297	001	623.50	547.00				
		005	90.00					
		600	1,518.79	879.16				
		660	3,850.83					
		670	1,862.59					
		680	805.75					
		810	189.25					
BARNES & THORNBURG LLP	5559	001		4,950.00				
		005						
		670			4,950.00	4,950.00	4,950.00	
BARR DOOR, INC	6710	001	2,358.87					
		005						
		660	3,864.76					
		670	570.00					
		680						
		810	3,116.55					
BARRILLEAUX, BRENDA	7854	660	140.13					
		680			287.48			
BARSUGLI, JAMES	8345	761	1,600.00					
BASKENT, GAIL	8176	005		900.00				
BATTERY SYSTEMS, INC	6312	001			6,744.61	4,471.20	2,804.21	4,097.14
		600						
		661			(58.80)			
		670			(214.85)			
		675			391.90			
BAUDVILLE INC	3573	001		94.09			347.46	
BEACON BID	8465	001						
BEAUMONT BASIN WATERMASTER	4972	001	86,381.00	34,548.64	40,434.43	26,605.00	36,878.00	40,481.95
BEAUMONT CHAMBER OF COMMERCE	3628	001	30.00	525.00	22.00	225.00	190.00	195.00
		690				385.00		
BEAUMONT CHERRY VALLEY WATER	3674	001	313,325.97	110,097.88		4,864.81	29,211.72	37,967.94
BEAUMONT DO IT BEST HOME CENTER	6091	001	5,801.38	4,149.24	7,011.46	5,403.28	4,283.00	7,469.07

Vendor By Fund By Period

			23	22	21	20	19	18
Vendor Name	Vendor No	Fund						
BEAUMONT DO IT BEST HOME CENTER	6091	002						
		100		119.10	60.30	973.37	1,783.83	
		430					753.21	
		600	31.24	84.58	32.90			4.82
		610	574.00	719.81				4.62
		660	652.81	1,783.82	164.89	1,386.46	2,120.41	719.37
		661						172.93
		670	433.66	1,012.23	771.71	1,951.78	2,515.24	2,099.40
		673		406.42	388.10	5,301.93		
		674						
		675	323.70	18.21	187.38	339.26	100.67	344.31
		680	1,053.01	504.54	232.28	67.93	354.88	49.35
		690		2,232.20	758.54		515.02	
		700	300.19			56.01		
		702	2,736.34		866.47	49.37	1,159.36	589.65
		703		1,513.86	18.31	75.92		341.86
		704	2,164.90			133.76	219.17	
		705				273.29	13.45	695.32
		761		167.82			212.17	
		810		70.54	489.28		427.37	
840	329.45							
855	78.23							
BEAUMONT SAFE & LOCK	951	001	3,653.50	2,532.85		2,933.94	1,681.37	84.00
		100						
		201	99.44					
		600						
		660	57.05		3,231.09			10.29
		670	612.00					14.55
		680			1,494.74			
		702	3,092.18					
		703	31.72					
		705						
761						1,908.39		
810					114.85			
BEAUMONT, CITY OF	3471	001						44,822.57
		100						10,391.24
		600						431.48
		660						370.38
		670				219.28		(370.28)

Vendor By Fund By Period

			23	22	21	20	19	18
Vendor Name	Vendor No	Fund						
BEAUMONT, CITY OF	3471	702				269.11		370.28
		704					11,357.79	
		705						624.12
BECERRA, ELADIO	6575	001					321.65	
		100			143.74			
		600				182.69		
		660			178.08			
		670		180.00				
		704	195.00					
BECHTEL, PETRA	6982	001	195.00			60.26	125.10	165.62
		100			160.30			
		702		180.00				
BECKER, BRAD	4850	001	188.75					
BEDEL, RICHARD	8337	670	3,000.00					
BELL, GLORIA TOTI	8152	670	25.00					
		702		136.50				
BENHAR, DIANA T	7099	001	1,946.00	1,327.90	130.20	1,794.49	1,096.90	1,738.63
		100	360.50	511.35		338.10	193.90	351.40
		600	423.50	624.05			249.90	73.50
		660	231.00	386.40		309.40	386.40	144.90
		670	364.00	348.60		173.60	49.70	323.40
		702	108.50	346.50		243.43	120.40	252.70
BENNETT, MICHAEL	5577	001		(12.00)	(20.00)	4,000.00	3,042.76	20.00
		100					89.26	
		600					20.00	12.00
		660					224.00	
BERNARDS OFFICE FURNITURE INC	8442	600						
BESSIX, WILLIAM	8188	001		900.00				
BEST EQUIPMENT SERVICE	8172	001		1,048.16				
BEWEAR CREATIVE INC	7984	001	6,706.36	2,407.15	15,451.79			
		100			3,495.32			
		600	2,056.46					
		660	4,880.91	4,112.01				
		670	791.70					
BIBBO, ROBERT & MARCIA	6557	001	120.03					
		100						
		660					162.67	
		670		190.55				113.54

Vendor By Fund By Period

			23	22	21	20	19	18
Vendor Name	Vendor No	Fund						
BIBBO, ROBERT & MARCIA	6557	702				205.64		
BIG TEX TRAILER WORLD	2643	001 600	36.59			2,621.69		
BIO-TOX LABORATORIES	2051	001 110 148 222 610 660 670 673 675 680 700 702 704 705 810	1,252.00		1,578.00 961.00 495.00 610.00 1,057.00 7,859.00 547.00 9,975.00	6,126.80 1,641.00 2,938.00 834.50 6,415.50	7,777.50 1,864.50	7,661.00 802.50 4,147.00
BLACK & VEATCH MGMT CONSULTING	8109	660 702 704	26,700.00	32,690.56 11,509.44				
BLACK KNIGHT TERMITE & PEST	8256	001 702 704	1,290.00 645.00					
BLACKWELL, CAROL	7320	702	315.00	300.00	330.00	389.58	144.32	686.48
BLAIS & ASSOCIATES, LLC	7612	001 101 102 110 222 600 660 661 670 673 675 680 690 702	10,403.19 13,662.23 5,033.55 3,300.00 77,579.03	40,103.25 18,735.00	9,130.80 3,575.42 4,815.18 5,789.83 23,367.55 899.95	20,794.94		

Vendor By Fund By Period

			23	22	21	20	19	18
Vendor Name	Vendor No	Fund						
BLAIS & ASSOCIATES, LLC	7612	705 761						
BLAISDELL'S BUSINESS PRODUCTS	8271	001 660 661	772.13 140.31 6,597.72					
BLAKESLEE, DENISE	8376	001	2,000.00					
BLANK, BARBARA	6628	001 675	315.00	650.00	300.00	300.00	248.48	289.45
BLEIER, TODD	7816	001 675	195.00	270.00	360.00	117.85		
BLOOMHUFF, NINA	5704	001 675	195.00	180.00	162.22	175.61	351.21	154.34
BLUE SHIELD OF CALIFORNIA	7251	001 100 660 670 673 674 675	279,891.54 274,804.02 97,051.17 193,865.74	133,487.82 73,239.26 381,912.58 74,424.68	634,286.08	652,588.59	729.00 214,494.99 480,812.02	66,927.63 495,540.52
BLUEBEAM, INC	8338	001 660 670 704	1,828.42 650.06 7,925.52					
BLUMENFELD, PHILLIP & JOAN	7162	670 704	82.71	98.55	900.00	201.74		
BOA ARCHITECTURE	6870	001 100 660 670 675 704 761	4,800.00 7,830.00 40,985.00 25,790.00	2,100.00		19,947.50		3,150.00 19,470.00
BOGARD, LINCOLN	8420	001 761	479.45 300.00					
BOIES, SANDRA DIANE	6748	001 670 680 704	195.00	180.00	309.34	209.04 144.32		
BOLIN, DIANA	7817	001			324.32			

Vendor By Fund By Period

			23	22	21	20	19	18
Vendor Name	Vendor No	Fund						
BOLIN, DIANA	7817	670	195.00			360.24		
		704		180.00				
BOOTH, CATHY	7085	001	195.00			99.85	231.93	
		660				111.88		
		704		180.00	180.00			119.26
BORDEN EXCAVATING INC	8411	660	94,650.00					
BORISMETRICS	7739	001				6,075.00		
		660		3,375.00	2,821.50	3,510.00		
		704		10,125.00	11,475.00			
		761						
BOSTON, LINDA	6362	001	195.00	180.00		107.23		
		670				151.83	77.73	136.58
BOWEN, WAYNE	7875	670	134.80			353.63		
		761		212.92	233.08			
BOYDD PRODUCTS INC	7147	001	20,903.50					
		660						
		670						1,583.93
BOYS & GIRLS CLUBS	5351	660		4,500.00	10,000.00			
BRANNEN MOTOR COMPANY	8399	001	576,000.00					
BRIANT, HARRIET	7382	001	201.98					
		100			276.40	417.32		
		670		256.21				
		810					252.63	267.00
BRIGHTLY SOFTWARE , INC	7880	001	70,383.16			20,000.00		
		100						
		660			37,882.25	29,787.46		
		673	7,531.00					
		810	11,900.00					
BROCK, SARA	8139	001	496.50	250.00				
BROWN, GLENN	7356	001	31.99		160.51	328.24		1.65
BRUNELLE, DAVID	8403	001	1,600.00					
BRUNSON, CHRISTOPHER	8332	675	315.00					
BUCHANAN, CHARLES	7856	670				298.07		
		675			80.58			
BUCKMAN, JACALYN	7994	001		180.00	174.22			
		100			180.00			
		675	195.00					
BULCHA, NANCY	7602	001	192.57		1,971.93	285.91		
		670		197.44			60.17	

Vendor By Fund By Period

			23	22	21	20	19	18
Vendor Name	Vendor No	Fund						
BUNCH, JAMES & BRENDA	6251	001	233.11			339.58	165.69	275.18
		670		233.31	230.26			
BURLINGTON SAFETY LABORATORY	7799	001		2,042.26	3,482.20	7,210.33		
		100		3,247.00				
		670	6,540.99			2,584.50		
		673						
BUS & EQUIPMENT REPAIR	4807	600	296.71					
		660	614.49					
		670	3,139.84					
		675	153.48					
BUSINESS TELECOMMUNICATION	6702	001		499.46	732.76	1,426.82	1,486.44	
		660						
		670	968.56					
		675	640.88	9,927.13		8,007.58		
C.S. LEGACY CONSTRUCTION, INC	5504	001	11,633.89					
		660	4,041.11					
		670	14,426.19					
		673						
		675						
CA. DEPT OF TRANSPORTATION	998	001		4,585.83	1,607.71	1,460.72		1,606.36
		670	(2,069.64)		2,133.69	1,484.67		
		673	2,505.31					
		675	4,021.28			2,727.62	3,190.99	4,222.10
CA. ST. BOARD OF EQUAL. - FUEL	2257	001	1,784.00	686.00	2,606.52		485.78	1,271.51
		100	931.00					
		670		479.00	816.00	494.22		
		675		1,240.91	(216.00)	1,885.86	17,450.27	2,432.65
CA. ST. BOARD OF EQUALIZATION	3012	001		447.00	3,167.00	1,672.00	3,389.00	29,349.00
		110					563.00	
		200				728.00		
		660	979.00		4,450.00			
		670	3,748.00	287.00				
		675						28,594.00
CA. ST. DEPT. OF CONSERVATION	994	001	3,390.18	1,658.51	1,252.51	228.36	6.17	1.27
		670		911.90	137.34	53.36	40.14	7.79
		675			128.25			
		703						74.30
CA. ST. DEPT. OF FORESTRY	3220	675	453.56	1,360.68				
CA. ST. DEPT. OF MOTOR VEHICLES	6444	110	18,600.00					19.83

Vendor By Fund By Period

			23	22	21	20	19	18
Vendor Name	Vendor No	Fund						
CA. ST. DEPT. OF MOTOR VEHICLES	6444	840	26,040.00					
CA. ST. EMPLOYMENT DEV. DEPT.	985	001	606,419.45	770,408.18	30,021.46	180,074.30	383,486.30	349,669.28
		660			210,755.30			
		670			29,103.47			
		675	109,065.19		216,337.45	340,559.70		
		702	75,681.94		117,943.87			
CA. ST. PUBLIC EMPLOYEES	997	001			223,616.01			
		660	242,485.10	(1,382.30)	10,156.59	(459.07)		1,566.64
		675			210,627.23			
		690	235,558.57	467,362.03				
		761	5,858,650.21	5,555,241.92	4,938,302.23	4,796,976.89	4,253,668.46	3,789,405.66
CABALLERO, DANIEL	7051	100						16.00
		761	1,063.70	2,585.99			157.00	1,965.98
CABAZON WATER DISTRICT	8394	100	12,517.75					
		132	277,818.74					
		690	33,117.73					
CABRERA, YESENIA LOPEZ-	7864	132	202.34					
		690				346.58		
CAL CITIES	2496	100		13,543.00		345.00		
		132	500.00	100.00		13,414.00		
		660					15,666.00	12,529.00
		670						585.00
		690	13,949.00		13,149.00	250.00		
CALACT	3726	001						485.00
		148					510.00	
		670	1,230.00	560.00				
		702			535.00	535.00		
CALDERON, SANDRA B	4577	001	250.00			319.86	11.60	785.70
		148			9.95	58.70	1,347.11	
		702			290.00	54.70	45.00	48.10
CALIF BUILDING STANDARDS COMMISSION	6292	702	759.45	1,822.90	529.20	303.34	369.36	460.80
CALIFORNIA ASSOCIATION OF CODE	5337	702	1,125.00	190.00	1,285.00	1,265.00		
		705					190.00	958.00
CALIFORNIA DEPT OF TAX AND FEE ADMN	1756	001	25,791.00		24,055.76		9,186.24	9,058.26
		660		9,431.00		8,878.79	14,122.45	14,124.23
		670		25,480.00		22,300.61		
		680			8,704.00		9,058.63	8,644.27
CALIFORNIA LAW ENFORCE ASSN	3780	001	1,863.00	1,592.50	1,249.50	1,225.00	1,127.00	1,323.00
		660	1,809.00	1,519.00	1,200.50	1,274.00	1,151.50	1,274.00

Vendor By Fund By Period

			23	22	21	20	19	18
Vendor Name	Vendor No	Fund						
CALIFORNIA LAW ENFORCE ASSN	3780	670	1,782.00	1,519.00	1,249.50	1,249.50	1,176.00	1,249.50
		680	2,727.00	2,303.00	1,911.00	1,837.50	1,788.50	1,960.00
CALIFORNIA LAW ENFORCEMENT ASSOC	6858	001			50.00	50.00	20.00	40.00
		660			30.00	450.00	50.00	20.00
		670			(50.00)	20.00	520.00	45.00
		680			(50.00)	20.00	40.00	70.00
CALIFORNIA MUNICIPAL REVENUE &	3259	001					100.00	
		660		150.00				100.00
		670			125.00			
		680				100.00		
CALIFORNIA MUNICIPAL STATISTICS	6811	001	550.00					
		660		500.00				
		670			500.00			
CALIFORNIA MUNICIPAL UTILITIES	988	001				2,889.00		
		660						16,381.00
CALIFORNIA PARK & REC SOCIETY	989	001			550.00	900.00	335.00	1,700.00
		660			150.00	941.66		
		670	850.00		5.00			
		680		850.00	145.00			
CALIFORNIA PEACE OFFICERS' ASSN	1585	001	1,150.00		1,150.00	1,150.00	1,715.00	1,400.00
CALIFORNIA POLICE CHIEFS ASSN	3210	001	10,300.00			1,840.00		419.00
CALIFORNIA RURAL WATER ASSOCIATION	6455	001	1,507.00	1,435.00	1,367.00	443.00	1,302.00	1,240.00
CALIFORNIA STATE TREASURER	7952	001	119.00		75,400.00			
CALIFORNIA UTILITIES EMERGENCY ASSO	7669	001	500.00					
CALIFORNIA WATER ENVIRONMENT	4042	001	1,395.00	1,723.00	1,915.00	1,718.00	1,635.00	180.00
		660						540.00
CALIFORNIA, STATE OF	992	670	23,808.00	22,476.05	53,095.29	23,500.00	30,693.00	3,658.00
CALIFORNIA-NEVADA J.A.T.C.	3958	670	15,416.66	9,000.00	9,000.00	5,000.00	5,100.00	18,575.00
CALIMESA CHAMBER OF COMMERCE	8205	670		60.00				
CALLAHAN, BRIAN	5171	670	18,241.72	1,832.19	1,594.49	120.00		20.00
		673				196.98	163.60	1,773.00
		675			12.00			
		761				31.50		
CALOLYMPIC GLOVE & SAFETY CO, INC	95	001		713.15	2,203.68	1,930.41	3,222.73	
		660	919.69					
		670	775.27					
		675						
		702	889.34					
CALPERS 457 PLAN - 450260	4051	001	168,674.18	233,477.25	326,359.73	736,804.51	351,064.09	

Vendor By Fund By Period

			23	22	21	20	19	18
Vendor Name	Vendor No	Fund						
CALPERS 457 PLAN - 450260	4051	002	28,286.53					
		100			37,392.81			
		600				103,303.00		
		660	173,897.58	140,616.03				
		670	171,210.32	112,919.03	5,189.79			
		675		92,955.19	9,049.45		42,004.64	
		680	151,961.46	135,352.09			263,141.48	
		702					40,228.99	714,785.55
		704				30,334.72		
		810				176,141.49		
		CAMPA, ERIC	7287	702	1,229.76	991.49	25.50	4,468.22
CANALES, SILVERIO	7796	702	195.00	210.00		179.27		
CANON FINANCIAL SERVICES, INC	7078	001		13,508.95	5,498.88	6,811.83	4,009.39	433.68
		002		2,077.82				
		100		891.29				
		110				692.12		
		600				534.33		
		610				554.43		
		660				712.12		179.98
		670		970.68	2,631.29			
		675		1,320.16	718.97		589.85	403.50
		700				5,107.45	6,059.91	9,013.76
		702		20,178.55				1,004.37
761				178.11				
CANYON SPRINGS ENTERPRISES	8313	673	503,096.25					
CAPITAL REALTY ANALYSTS, INC	7260	001				20,900.00		3,800.00
		100						
		660						
		673	9,700.00	1,500.00				
		675		13,200.00			42,500.00	3,500.00
		690						18,900.00
CAPPO	8112	690	560.00					
CARAHSOFT TECHNOLOGY CORPORATION	7687	001		2,421.09	2,421.34			
		660			5,100.00			
CAROLLO ENGINEERS	5350	001	7,879.50					139,497.38
		100						57,510.64
		660						26,323.94
		704						39,320.26
CARON, DOMINIC	8431	001	2,400.00					

Vendor By Fund By Period

			23	22	21	20	19	18
Vendor Name	Vendor No	Fund						
CARPENTER, MELINDA	8357	001	1,800.00					
CARTEGRAPH SYSTEMS LLC	5980	001	6,153.02			4,199.74	3,908.06	3,722.04
		100			5,799.81			
		660		4,928.83	4,862.50			
CASC ENGINEERING AND CONSULTING INC	6874	001	23,591.25	8,995.78			1,600.00	
		100	799.50	323.00				
		660			501.00			
CASSADAS, ERICA	7086	001	250.00					282.00
		100						16.00
		660					1,804.38	
CASTANEDA, SANDRA	6396	001			27.88		17.00	300.00
		100	244.00		250.00		30.16	
		660		178.37			26.33	
CASTILLO PARTY RENTALS	8393	001						
		100	1,560.00					
CAVANAUGH & ASSOCIATES, P.A.	7472	001		2,500.00	2,500.00	2,500.00	2,500.00	
		100						
		660	2,500.00					
CCMF	6648	001	400.00	400.00	400.00	400.00		
CDW GOVERNMENT, INC	4253	001	3,633.39	64,830.33	74,493.56	71,228.98	32,708.07	22,316.10
		002	7,980.93					
		110						158.97
		600	1,202.76					
		610	325.00					1,314.98
		660	37,014.75	29,506.16				
		661	3,048.06					
		663						
		670	2,327.40	11,435.37	605.29			1,570.29
		673						3,941.80
		675	12,289.60	386.94	700.43	3,369.25		1,979.53
		680	4,428.50					
		690	325.00					
		700	19,646.63					
		702	2,269.09					2,217.67
		703						
		704						159.56
		705	247.80					
CELL BUSINESS EQUIP-LEASING	7561	001	8,574.65	3,535.51				
		100		725.66	3,455.01	2,554.43		

Vendor By Fund By Period

			23	22	21	20	19	18	
Vendor Name	Vendor No	Fund							
CELL BUSINESS EQUIP-LEASING	7561	610		362.83		299.87			
		660	751.74						
		670	1,150.86						
		673					1,635.66		
		675		1,844.27					
		690		1,155.82					
		700							
		705		1,051.15					
		761							
		810					329.86		
CELL BUSINESS EQUIPMENT (CBE)	7033	001	5,622.30	895.38					
		100	788.25						
		660	631.66		525.84				
		670	2,014.55	195.63	15,162.41	37,232.04	24,830.61		
		673							
		675		221.16					
		680	1,479.78	2,018.20					
		681	1,406.73	454.03					
		702		7,963.35					
		703							
		705	200.29						
		761							15,919.16
		CENTER ELECTRIC SERVICES, INC	5307	001	47,381.62	70,955.18	21,809.68		
100					33,855.14				
222	22,497.69								
600					3,025.30	9,849.88	5,978.39	1,504.24	
670	4,408.56								
675	46,253.42								
702					6,616.70	2,308.80	4,037.20	1,455.92	
705									
CHACON, ARTHUR	5344	600	207.25			107.00	146.00	124.00	
		702		135.00		29.00	104.00	130.00	
CHERRY VALLEY NURSERY AND	2192	702	3,342.39						
CHEUNG, CHRISTINE	8133	702		900.00					
CHR SERVICES, INC.	7760	702		660.00		1,980.00			
CHURCHWELL WHITE , LLP	7692	702			3,929.25	7,256.20			
CI SOLUTIONS	5838	702	1,189.87		2,015.03	620.00	304.04	4,809.42	
CI TECHNOLOGIES, INC.	7985	702	2,400.00	2,400.00	15,800.00				
CIFELLI, STEVEN	8229	702		3,000.00					

Vendor By Fund By Period

			23	22	21	20	19	18
Vendor Name	Vendor No	Fund						
CINTAS CORPORATION	7061	702	17,308.69	11,984.30	11,249.95	13,520.82	41.07	
CITY CLERKS ASSN OF CALIFORNIA	1476	702	500.00		27.50	92.50	200.00	
CITY OF BANNING (BNG)	8274	702	7,005.06					
CITY OF BANNING UTILITIES	7992	702	7,562.81		7,329.62			
CITY OF SANTA ANA	8435	702	1,250.00					
CIVICPLUS	5418	702	20,282.54	19,316.70	19,818.31	17,667.26	22,394.62	19,046.08
CLARK, DOROTHY JEAN	7357	702	149.73	162.97			44.98	52.98
CLA-VAL	2125	702	53,767.13	74,441.24	10,389.71	2,728.82	17,019.37	
CLEAN DIESEL SPECIALISTS	8234	702	271.18					
CLEAN ENERGY	8317	702	21,518.69					
CLEAN HARBORS ENVIRONMENTAL	8137	702	25.00					
CLIFTONLARSONALLEN LLP	8057	702	69,994.91	55,115.00				
CLINKSCALE, LAVONIA	6931	702	195.00	180.00	133.43	271.17	241.31	246.61
COFFEY, BENJAMIN	6703	702	70.00			105.93	907.46	1,173.52
COLLINS, ELIZABETH	5468	702	195.00	240.00	540.00		83.20	70.31
COLONIAL INSURANCE	5877	001		4,019.14	39,240.96	107,743.79	57,023.28	92,699.05
		002				19,660.15		
		100				2,791.07		
		201					9,506.28	
		660				18,548.62		
		670	552.72			22,018.54	9,437.53	64,444.94
		675			19,268.18	20,740.38	27,821.86	10,019.40
		680					37,887.82	
		702	295,769.02	249,762.13	142,865.57			
		703					19,583.63	
		810					16,292.57	
COLUMBARO, NOLA	7857	001		140.90		269.46		
		810	99.77					
COMBS, CHRISTOPHER	8040	001			47.83			
		673		88.45				
COMCATE SOFTWARE, INC	6863	001				5,965.18	5,791.44	5,622.76
		673	8,818.50	8,561.66				
		810			8,312.29	2,105.00		
COMDIRECT, INC	6464	001			7,525.00			
		670	7,605.00	7,525.00		7,225.00	7,225.00	
		705						7,225.00
COMMUNITY WORKS DESIGN GROUP	8238	001	11,973.72					
		660						
		705						

Vendor By Fund By Period

			23	22	21	20	19	18
Vendor Name	Vendor No	Fund						
COMPETITIVE PAINTING	8307	001 660 670	9,800.00					
CONCENTRA MEDICAL CENTERS	8153	001 610 660 670 680 702	621.00 475.00 373.00 2,875.00 2,410.00	1,635.00 2,340.00				
CONSOLIDATED ELECTRICAL	120	001 675 700 761	1,871.97	3,089.65	6,244.61 274.77 64.65	1,785.13	1,272.70	3,033.19
CONTAINER ALLIANCE	8404	001	4,814.60					
COOK, SHARON	6584	001 675		420.00	180.00	360.00	198.02	198.02
COOK, SUZANNE	7398	001 675				902.60	300.00	436.00
COOK, TAYLOR	8155	001			94.00			
COOPERATIVE PERSONNEL SVCS.	1022	001 600 660 673 702 705	2,150.50	199.00 509.00		36,370.07	1,193.50 562.10 1,292.70	688.30 435.80 1,069.40
CORE & MAIN, LP	7772	001 100 660 670 675 702				16,740.15 501.76 10,382.99 22,954.11 1,647.48 62,457.91		
			90,367.77	112,659.12	15,328.88	87,530.03		
CORE MICROSYSTEMS	7763	001 690		4,776.00		4,776.00		
	6025	001 111 690				4,776.00	2,388.00	3,683.00
							3,683.00	
CORELOGIC SOLUTIONS, LLC	7773	001 111 660				800.04 66.68		

Vendor By Fund By Period

			23	22	21	20	19	18
Vendor Name	Vendor No	Fund						
CORELOGIC SOLUTIONS, LLC	7773	670				66.68		
CORNELL, JOE	8380	001	32.50					
CORNERSTONE DEVELOPMENT CO.	8000	001	115,335.00		185,742.50			
		690		67,700.00				
CORPORATION SERVICE COMPANY	8102	002	531.00	371.00				
		700	787.00	636.00				
		840	40.00	20.00				
CORRAL, DANIEL	7358	700	21.02	108.45	129.32	155.82		109.01
CORTEZ-JASSO, VICTOR	7036	002						48.00
		700		597.90		259.50		49.13
COSENTINO, MARTHA	4418	002	193.92					
		700	171.00			185.96		
COST RECOVERY SYSTEMS, INC	6727	002						
		700	6,750.00	6,250.00	5,500.00	6,750.00	4,250.00	
COUNSELING TEAM INTERNATIONAL, THE	2232	002	4,400.00		4,725.00	700.00	4,050.00	
		700	3,750.00	9,050.00	3,300.00	8,225.00	2,925.00	7,675.00
		840						
COUNTY OF RIVERSIDE DOEH	1901	002	156.00					
		700					98.00	
COUSAR, JAMES	8129	002	769.90	0.00				
COUTS HEATING & COOLING, INC	5345	001						
		002	29,393.62	6,453.97	31,643.89	44,570.91	9,345.00	8,238.80
		700	22,335.73	12,107.92	19,911.17	500.22	11,626.17	16,327.32
		840	410.00	632.75	2,105.40	390.00	1,124.65	
COZAD & FOX, INC	5257	001		979.18				
		002		868.32		28,934.75	23,929.60	
		700				17,670.58		56,921.70
		840				2,877.87		
CRABTREE, JEFFREY	7626	002	195.00	180.00	231.42	86.61		
		700					143.67	
CRAGHEAD, VERONICA	5157	002					45.00	16.00
CRAIN, MARK	8385	002	130.00					
CRAWFORD, BILL & MARILYN	6253	700		297.99	314.62	423.50	271.22	1,384.45
CREATIVE BUS SALES INC	3412	001		3,392.17	11,159.15	3,264.29		
		002	5,657.70	1,022.09				
		100			7,781.64			
		101			145.70			
		148				453.79		
		600			112.87			

Vendor By Fund By Period

			23	22	21	20	19	18
Vendor Name	Vendor No	Fund						
CREATIVE BUS SALES INC	3412	660		17,940.86	472.92			
		670				98,938.51	438,449.94	
		675		2,651.39	2,158.39		1,088.26	6,319.45
		690			215.37			
		700		7,119.85	4,972.00			
		702				547.92		
		840		1,170.46				
CRIME SCENE STERI-CLEAN, LLC	6507	670	1,400.00					
CROSBY, JAMES E.	6049	670		117.90	104.49	80.58	35.78	336.52
CROSSTOWN ELECTRICAL & DATA	8305	670	12,115.97					
		675						
CSMFO	2954	670	375.00		110.00	110.00	110.00	570.00
		675		150.00				
CUEHIT INC	8191	670		4,100.00				
CUMMINS SALES AND SERVICE	4047	670	1,563.10	2,353.82	1,570.17	2,197.04	4,056.50	
		675			306.02	53.35		
CUNNING, ALISON	6525	670				349.08	279.00	300.00
CUSTOM TROPHIES & UNEEK AWARDS	7774	001	4,469.51	4,915.30	547.90	1,908.46		
		670				318.06		
		675						
CUSTOM TRUCK ONE SOURCE	8160	001		3,167.85				
		670		4,790.00				
		675		4,750.70				
		680		5,518.96				
CV STRATEGIES	7096	001	4,891.98	4,533.06	8,419.62	16,478.75		
		002						
		100						
		660				1,217.50		
		670	200.00				11,508.23	
		675					15,806.62	
		702					2,227.50	
CYBERTEK COMPUTER & NETWORKING SVCS	7949	660		9,173.64	18,914.16			
		670			424.00			
		675			3,750.00			
CYBERTIME NETWORK COMMUNICATIONS	6189	001		3,298.00	3,800.00	7,797.00	15,594.00	36,888.00
		100			12,296.00	26,931.77		
		600			2,599.00			
		660		2,599.00				15,594.00
		660			1,900.00			
		680						

Vendor By Fund By Period

			23	22	21	20	19	18
Vendor Name	Vendor No	Fund						
CYBERTIME NETWORK COMMUNICATIONS	6189	690		12,995.00				
		702	28,916.00					
		810			7,295.00			
D&C SOUND	7677	001		500.00				
D&M JOB INC.	7696	001	1,715.75			65.08	1,246.78	
		100					8,248.06	
		660	483.42					53.88
		670	563.84					
		673	2,239.27					
		675						
		700						43.10
		702			9,890.18	4,216.84		
703	5,606.32							
DAFT, BARBARA	7601	001	123.53					
		670					102.25	
		675				167.03		
D'AMBROZIA, DENISE	7806	001				0.00		
		660		250.00				
		675				238.97		
DANGELO CO	5766	001						20,513.25
		670	21.55		11,938.93		604.37	
		675			13,013.67	1,142.42	12,485.75	
DANIEL R HOUSER INC	8220	001	7,275.00	6,000.00				
DANIELS TIRE SERVICE	135	001				199.07	5,209.77	7,504.96
		610				3,481.59	1,677.26	
		670				6,091.85	89.00	120.58
		675				371.74	1,200.72	881.09
		700			661.04	4,453.41	6,916.55	
		702					612.33	580.41
		705						588.21
DATUIN JR, CORNELIO	5335	001	1,141.45			85.43		316.00
DAUGHERTY, KAYLEE	7538	001	500.00	550.00			400.00	
DAVILA, BERTHA	7039	001	195.00	180.00	130.71	171.45	311.74	258.77
DAVIS, RANDOLYN	6983	001	195.00	180.00	180.00	157.79	188.88	193.75
DBT TRANSPORTATION SERVICES, LLC	7950	100	23,092.94	6,750.00	6,750.00			
DEBRA L. REILLY	8106	100		714.00				
DEGUIRE WEED ABATEMENT, INC	7691	001	267.00			3,049.00		
		100				209.00		
		111				418.00		

Vendor By Fund By Period

			23	22	21	20	19	18
Vendor Name	Vendor No	Fund						
DEGUIRE WEED ABATEMENT, INC	7691	660						
		670			275.00	813.00		
		675					251.00	
		680			275.00			
		704						
DEGUZMAN, MILDRED	6773	001	195.00		245.63	117.65	105.69	124.95
		610		180.00				
DELL MARKETING LP	3787	001	4,454.49	4,827.54		27,856.38		11,164.29
DELONEY, JAMES DEAN	8373	610	629.69					
DELTA DENTAL INSURANCE COMPANY	8123	001	3,225.38	2,934.00				
		610	1,627.84	781.68				
DELTA DENTAL OF CALIFORNIA	8108	001	23,180.15					
		132		6,090.43				
		222			1,927.67			
		670	21,361.35	31,734.61				
		673	18,238.42	6,050.98				
		675	8,957.48					
		704		24,284.91				
810		1,883.22						
DEMOSS, DANIEL	8356	704	1,800.00					
DEPARTMENT OF COMMUNITY SERVICES	5667	001				311.39		383.00
		673	16,894.76					
		810				766.00		
DEPT. OF INDUSTRIAL RELATIONS	2492	001			2,925.00	780.00	1,801.25	731.25
		670			3,000.00		366.25	
		810				195.00		
DESAI, AJIT	7600	001	264.08		360.37	548.11	202.23	
		810		260.22				
DESTEFANO JR, FRED	7266	001		180.00	180.00	116.61	117.69	206.28
		610			137.09	111.67		
DEUSENBERRY, DANIEL	7070	001			481.25	43.50	32.00	
		703					12.00	592.00
DEWETT, TOM & LORAY	6255	703	168.85	187.16		288.11	118.82	27.75
DIAMOND ENVIRONMENTAL SERVICES	6517	001	1,080.97		570.76			388.98
		100	1,155.46					
		600						
		660	1,234.13			435.80		75.24
		670			1,962.12			
		675	190.40					

Vendor By Fund By Period

			23	22	21	20	19	18
Vendor Name	Vendor No	Fund						
DIAMOND ENVIRONMENTAL SERVICES	6517	680			2,843.04	631.20	502.98	329.55
		690						
		702	6,264.28	1,851.41				
		703	1,388.57					
		704			1,286.68			
DIAMOND HILLS CHEVROLET BUICK GMC	7082	001	1,228.31					
		660	363.09	323.37	811.85	10,376.80	6,194.63	104,537.05
		670		54.87	95.00	607.11	2,162.81	1,388.68
		673						
		680	1,484.62					
DIAZ, RICHARD D	4597	702				250.00	542.99	215.18
DIGITAL SCEPTER CORPORATION	7666	001	8,160.00					
DIMITRIJEVICH, JAMES	6969	001	(310.00)	300.00		145.32		
		670					568.17	36.85
		703						118.07
DISCOUNT BEE REMOVAL	7945	001			2,347.50			
DIS-TRAN PACKAGED SUBSTATIONS, LLC	7069	001	159,344.00	67,544.75				139,050.01
		675	76,511.50					
DIVISION OF THE STATE ARCHITECT	6603	001	634.80	416.00	567.20	604.80	597.00	467.10
DLT SOLUTIONS, LLC	5302	001				196.00	286.65	
		670						
		840	7,795.72		1,176.00			
DMC POWER INC	8070	001	6,012.07	9,788.04				
		660	3,206.64					
		670	1,603.32					
		704	1,603.32					
		705	1,797.27					
		761		3,262.68				
DOBBINS, DEANN LOUISE	7512	001	163.80			154.00	266.00	
		610	44.80					
		670				70.00		
		704					28.00	
		761		630.00		14.00		
DOMINGUEZ, ALICE	8208	705		1,800.00				
DOMINIC ROCHA BAND	7256	001					1,000.00	
		675						
		704		1,500.00				
		705		(1,500.00)				
DON'S PETROLEUM EQUIPMENT SERVICES	8165	001	3,232.50					

Vendor By Fund By Period

			23	22	21	20	19	18
Vendor Name	Vendor No	Fund						
DOROTHY RAMON LEARNING CENTER, INC	6377	610 704		60.00 60.00				
DREAMSEATS LLC	8428	001 704	269.38 3,647.34					
DRIVESAVERS INC	8140	001 610 704 761		6,120.62				
DUDEK	7112	001 670 705 761	22,318.87 10,293.75 3,676.50		17,375.31 260.00			
DUGGINS, LANCE	5397	001 670		250.00				32.00
DUKE'S ROOT CONTROL INC	5820	001 610 670 761	25,000.00			17,000.00		
DUNN, TERRY	3204	001 660 704 761			1,588.26 250.00		(16.00)	1,596.00 48.00
DYNAMIC BUILDING MAINTENANCE INC	7944	001 660 670 702 761 810	44,672.00 17,002.00 	31,530.00 6,186.00 	18,908.00 21,812.00 9,568.00			
E CONSERVATION CONSTRUCTION	8320	001	18,570.00					
E.R. BLOCK PLUMBING	7839	001 610 660 670 761	14,884.69 7,290.00 4,817.81 	7,754.38 4,850.00	3,071.19 2,000.00			
EAGLE AERIAL SOLUTIONS	8263	001						
EASI FILE	8095	001		289.35				
ECCLESTON, CHARLES	7359	001 761	202.93	206.93	164.43		11.72	181.74
ECCLESTONE, CHERYL	7195	001			180.00	220.70		336.17

Vendor By Fund By Period

			23	22	21	20	19	18	
Vendor Name	Vendor No	Fund							
ECCLESTONE, CHERYL	7195	660	195.00	180.00			181.36		
		670							180.00
		761							288.69
ECONO FENCE, INC	7339	001			9,440.00			55,536.52	
ECS IMAGING , INC	4275	001	26,450.00	40,700.30	38,369.70				
		670		842.40					
ECWEST	8408	670	582.88						
		761							
EDGELL, ANNIE	6692	001	195.00	300.00	180.00	293.36	305.74	134.29	
		810			61.05			161.79	
EIGHTH IRISH GRUB AND TAP HOUSE LLC	8410	001	10,000.00						
ELECTRIC POWER SYSTEMS INT, INC.	7380	001	2,313,944.42	1,088,746.99	1,844,180.04		35,880.00		
		610	83,766.60	278,365.73	89,150.00				
		660		164,579.23			15,267.50		
		670	143,898.82	1,117,072.35	589,607.83		39,387.50		
		761		86,620.18					
ELECTROMARK COMPANY	1479	001		3,508.81	6,360.35				
		670							
		761	1,633.86		4,319.25				
ELITE FIRE PROTECTION, INC	7775	001	2,157.53	310.00					
		670	358.00		2,958.69				
		761			180.25				
ELIZONDO, MARIO	3207	001		213.50				124.00	
		670					258.00	64.00	
		761				250.00		32.00	
ELLIOTT, PATRICIA	8144	001	195.00						
		670		360.00					
ELLISON, STEFANIE	7360	001		58.95	33.21	157.13		42.11	
ELY, JOHN	8430	001	2,400.00						
EMPLOYMENT RISK MANAGEMENT	6394	001		1,682.10				7,318.55	
ENGINEERING RESOURCES OF SO CA	7565	001	824,236.20	270,999.45	278,086.38	178,610.25	3,783.75		
		660		87,277.50					
		670		94,561.12	13,306.71	234,501.78			
		675							
		690			125,914.46	115,917.15			
ENTERPRISE FM TRUST	7536	001	73,536.05	82,439.10	163,363.32	26,634.88			
		100	2,918.48	6,067.87					
		101	2,178.96						

Vendor By Fund By Period

			23	22	21	20	19	18
Vendor Name	Vendor No	Fund						
ENTERPRISE FM TRUST	7536	148		10,859.55				
		370	6,152.49					
		451	2,467.33					
		600	473.32					
		610			13,123.69			
		660	50,298.62	5,221.29	8,575.66			
		670		11,862.40	3,461.38			
		673		1,833.22	1,359.49			
		675		16,090.28	4,038.68			
		680	18,399.29	16,728.42	26,099.48			
		683			7,639.85			
		690		2,047.52				
		702	54,069.98	41,347.01	36,669.05			
		705		6,630.88				
840	806.39	3,606.19						
ENTERPRISE RENT-A-CAR	2753	702					222.60	238.59
EPSILON ENGINEERING	7443	001					27,947.07	
		670					82,438.21	
		705					129,535.19	
		761					4,008.00	
ESRI, INC.	3683	001		400.00	400.00	400.00	400.00	415.50
ESTERSON, LORI	7969	001	195.00		372.78			
		670		180.00				
ETHIER, GREG	8302	670	195.00					
EVERBRIDGE, INC	7534	001	504.00		3,000.00			
		670	4,536.00	5,040.00	600.00	4,800.00	5,300.00	
		704			1,200.00			
FABER, DONALD	8203	001		1,200.00				
FAITH IN ACTION	8436	001	8,532.17					
FALGOUT, SHERYL	7166	001		85.60		154.00		20.88
FALTO, CONSTANCE	7102	001	195.00	180.00	261.02	131.72	146.61	
		670						176.54
FARWEST LINE SPECIALTIES	3689	001	1,799.51					
		660	16,260.07					
		680						
		702		12,599.15	5,327.53	4,842.44	3,212.85	
		810						
FAST LUBE & TUNE	6794	001	664.82	459.57	939.79	17,629.65	884.22	
		100						

Vendor By Fund By Period

			23	22	21	20	19	18
Vendor Name	Vendor No	Fund						
FAST LUBE & TUNE	6794	660	53.16				359.75	
		670	1,438.11	1,351.89	479.98	39.99	2,067.51	
		673					427.62	
		675	106.87					
		680	134.63					
		702						2,609.28
FEDERAL LICENSING INC	2594	680	119.00	120.00				
FEDEX	1078	001	605.66	1,547.18	1,507.32		347.67	498.88
		100						
		610	89.50		378.90	129.31		163.79
		660	31.04			539.50	313.40	
		670				23.59	111.91	
		673				118.47	52.25	143.34
		690	4.49					
702							281.25	
FEENEY, MICHAEL	7493	001			361.32	294.65	309.47	
		673		180.00				
FEOLA, JOSEPH	2840	001	27,036.65		0.00	5,831.65	32.00	2,511.60
FERGUSON, PRAET & SHERMAN	2829	001		5,025.50	1,413.00			
		375				2,745.00	999.00	507.00
		669				7,400.17		
		675			45.00			
		678				2,385.00	925.00	546.00
		680				112.50		
		689				0.00		
		830				1,507.50	1,912.50	
840							292.50	
FERRELLGAS LP	1081	001		761.85		2,670.32		
		100					89.36	660.91
		101					402.25	
		375	1,925.56	1,048.69	707.24			
		660					243.54	655.91
		669	871.84		684.48			
		670				1,843.23	1,336.41	517.12
		678	866.26	1,085.29	697.36			
		680						
		689		782.62				
		830		65.00	0.00			
840		978.26						

Vendor By Fund By Period

			23	22	21	20	19	18
Vendor Name	Vendor No	Fund						
FIKSE, LEON & HARRIET	7599	100			40.06			
		660	18.89			115.76		
		670		105.41			57.20	
FIRE ETC	6248	100						781.19
		660						1,474.02
		670		1,631.34				
FIREHOUSE INNOVATIONS LI INC	8437	660						
		670	9,180.00					
FIRST AMERICAN TITLE COMPANY	7554	100	(750.00)	400.00		750.00		
		660	5,200.00	400.00			1,200.00	
		670		400.00		395.00	1,200.00	
	8468	100	2,267.00					
		660	249,950.00					
		670	500.00					
FIRST INDUSTRIAL AQUISITION II INC	8418	660	875,000.00					
FISHER, ROBERT	2544	100				1,863.00	6,007.42	645.00
		660				1,242.00	24.00	713.00
		670				243.52	633.00	801.00
FISHER, SHARON	7361	100	207.52			225.43		
		660					96.14	
		670		163.25				35.32
FLAMINGO'S EVENT PLANNER	6164	100						
		660						201.00
		670	300.00					
FLATH, GEORGE & SANDRA	6257	100	7.53		181.98			
		660	156.73			70.83		
		670		168.71				55.33
FLETCHER, TERRI	5651	001	195.00	210.00	180.00	168.05	165.61	105.97
FLINT, AUSTIN	8451	001	36.03					
FLOYD SR, ERNEST	6978	001	164.00					
		102						80.00
		670						48.00
		675				(16.00)		206.00
FLUID COMPONENTS INTERNATIONAL LLC	4927	001				4,914.41	3,773.88	2,235.16
		102	2,569.76	2,628.76	3,488.55	632.78		
FLYNN, SHERI	7486	110	503.17				970.00	
FONSECA, FELIPE	7362	001		61.38		193.61		30.19
FORESTER, CHRISTIAN	7498	680					600.00	
FORHANE, DONALD	8378	680	1,600.00					

Vendor By Fund By Period

			23	22	21	20	19	18	
Vendor Name	Vendor No	Fund							
FOSTER & FOSTER CONSULTING	8370	680	17,500.00						
FOSTER, SCOTT	6062	680	335.89	172.25		223.25		531.12	
FOX CINEMA IS DPLACE	8265	680	10,000.00						
FOX OCCUPATIONAL MEDICAL CENTER	7764	001		1,225.00	4,900.00	2,490.00			
		100		80.00	80.00				
		610		80.00	80.00				
		660			160.00	40.00			
		670			65.00	695.00			
		680			40.00	40.00			
		702			110.00	40.00			
		703			270.00	40.00			
		761			555.00	280.00			
	5399	001					120.00	2,045.00	2,163.00
		100						40.00	40.00
		610						80.00	
		660						40.00	90.00
		670						40.00	890.00
		680					2,630.00	40.00	180.00
		702						55.00	
		703						40.00	352.00
761						80.00	210.00		
FRANCO, JUAN	7218	001	452.25	2,045.24		129.00			
		100		250.00					
		610			205.24				
		702							
		761						291.64	99.35
FREY, KEVIN	8450	001	491.92						
FRITTS FORD	7713	001			249,025.25	1,527.85			
		610							
		660							
		670							
		680					77.20		
		702							
		703					12.32		
761			937.10		48.18				
FRONTIER COMMUNICATIONS	7053	001	40,092.15	31,005.40	388.96	29,781.98	23,006.48	28,598.77	
		002						0.00	
		100	1,160.41	3,434.93	11,977.70	6,813.75			
		111							
									1,142.55

Vendor By Fund By Period

			23	22	21	20	19	18
Vendor Name	Vendor No	Fund						
FRONTIER COMMUNICATIONS	7053	200				937.33		
		430			966.61			
		600				2,208.58		
		610	7,341.34	2,775.02				
		660	2,332.96	2,968.73	12,950.91	7,492.73	6,765.12	6,858.32
		670	11,146.01	13,853.64	13,934.54	5,222.87	513.53	3,892.37
		673						3,267.92
		675			4,210.34		221.94	2,814.10
		680	1,204.97	939.21	13,212.37			(615.81)
		690					16,730.71	
		702	3,990.82	2,376.00		959.92		4,456.77
		703	1,346.79	2,271.36	6,075.79	1,241.63		
		704			1,467.36		2,525.75	
		761	3,245.01	6,021.00			492.19	
810			97.44			236.10		
FRUGIUELE, EDWARD & LESLIE	7861	001	244.45	61.54	176.13	328.56		
FUELING & SERVICE TECHNOLOGIES, INC	7491	001		20,627.61	10,545.57	17,367.32	11,240.07	
FUENTES, RAMON	8224	001	340.00	236.65				
FUN EXPRESS	7117	001	2,940.98	2,248.35	4,144.46	1,013.85	545.85	124.63
		600		243.49				
		610					225.52	
		660	92.40					
		670	266.13	785.53		26.08		313.38
		675	(2.13)	(22.22)				
		690			38.41			
		702		(18.41)	231.82			
		703					(24.37)	
		810	(23.81)		707.42			
G & G ENVIRONMENTAL COMPLIANCE, INC	5602	001	15,319.77	16,033.56	14,326.91	20,558.83	1,803.77	
		670	1,704.33				2,422.74	
		675					9,500.71	
		702					6,095.03	
		703						
		810				3,741.88		
G/M BUSINESS INTERIORS	5207	001			20,030.08	2,377.89		
		100						
		610						
		660						

Vendor By Fund By Period

			23	22	21	20	19	18
Vendor Name	Vendor No	Fund						
G/M BUSINESS INTERIORS	5207	670 675 705 810				4,579.39		
GALLS, LLC	6704	001 100 660 690	5,681.28 587.34 1,275.88	17,882.08	2,452.02			
GAMBILL, JOHN	8402	001	2,400.00					
GAME TIME	4506	001 670 675 810	6,562.07	5,865.00	1,070.47	2,270.53 11,604.81 1,419.18		
GARBELL, DERRICK	8462	675	2,400.00					
GARCIA, ARTURO	8200	675		800.00				
GARCIA, EDITH	7555	675					43.08	
GARCIA, JANETH	7167	001 702			161.29		11.53	
GARDA CL WEST INC	2589	001 100 222 660 670 675 702 703 761 810	6,271.11 3,650.91 1,415.51	7,902.92	6,011.40 616.44	1,238.13 598.49 207.65 1,388.19 1,258.14	4,725.15 1,263.19 160.95	5,035.90 568.77
GARNER, HELEN	7537	001 670 680			147.56	85.79 2.44	84.20	
GAS COMPANY, THE	1375	001 100 148 610 660 670 675 680	38,837.86 14.30 1,966.71 7,784.19 12,808.93	16,196.70	9,357.37 531.22 906.73 2,136.89 2,975.12 1,148.72	19,757.97 229.25 1,823.62 1,096.39	17,162.93 7.67	6,076.66 193.90 287.82 3,979.38 152.70 160.84

Vendor By Fund By Period

			23	22	21	20	19	18
Vendor Name	Vendor No	Fund						
GAS COMPANY, THE	1375	690	2,271.04					599.64
		702	8,518.24	3,647.97	217.70	544.95		
		761				104.38	70.58	67.84
		810	3,152.95					170.30
GEELAN, CHRIS	7363	001		221.72	206.82	305.56	114.66	81.35
GEOCON WEST INC	8267	001						
		670						
		703						
GERDES, PERRY	5309	001			300.00			504.29
		670				182.00	80.00	
		675					505.00	
GERVAIS, CAREY & DIGNA	7364	001				214.97		255.17
GEYSER EQUIPMENT, LLC	8159	001		1,629.99				
GIFFORD, AMBER	6664	001	15.75		250.00			300.00
GIRL SCOUTS OF SAN GORGONIO COUNCIL	8316	001	2,250.00					
GLENN, JANE	8346	001	1,600.00					
GLICKMAN, SANDRA	7168	001	204.44	212.03	205.98	325.28	132.68	107.27
GLOBAL RENTAL COMPANY, INC	7991	001			7,820.46			
GM FINANCIAL LEASING	7921	001	404.63	404.63	3,682.13			
		670	1,638.75					
		675	24,510.22	2,488.47				
		702		809.26				
GOLDEN BELL PRODUCTS INC	3223	001				19,800.00		
		201						
		660		18,562.50				
		670						
		675						
		680						
GOLDEN STAR TECHNOLOGY, INC	7912	001		35,983.47	9,489.58			
		660			11,100.69			
		680			7,776.64			
GONZALES, REUBEN	8396	675	1,359.53					
		702	(856.36)					
GONZALEZ, ARMIDA	6536	001			180.00	112.96	226.34	201.42
		702	195.00	180.00				
GONZALEZ, HELENE	7862	001				211.44		
GONZALEZ, JOSE	7863	001				273.05		
		201	84.08					
GONZALEZ, OSCAR & MARIA	7598	001			243.72	383.43	73.46	

Vendor By Fund By Period

			23	22	21	20	19	18
Vendor Name	Vendor No	Fund						
GONZALEZ, OSCAR & MARIA	7598	100 660	244.45	174.17				
GOOD GUARD SECURITY	8282	001 670	145,152.00 19,152.00					
GOPHER SPORT	7682	001 703	348.48	1,410.39		606.44 0.20		
GOSCH FORD HEMET	4982	001 670	60,871.24					
GOVERNMENT FINANCE OFFICERS ASSN	2077	001 670 675	250.00		225.00		375.00	375.00
GOVERNMENTJOBS.COM, INC	7235	001	24,655.81	8,988.20	8,560.19	8,230.95	12,839.00	1,250.00
GOVINVEST,INC	7927	610 690	9,333.00					
GRAFIX SYSTEMS	6951	001 670	5,500.53		4,825.69	3,040.28		653.43
GRAINGER	448	001 100 610 660 670 675 690 702 703 761 810	6,460.54 1,222.35 394.73 18.13	9,248.59 3,810.92 1,914.74 2,869.63 476.09 10.98 197.03	6,777.63 385.41 3,239.45 144.88 294.13 126.24	9,395.79 3,303.47 306.79 433.21	4,364.43 521.88 789.28 1,082.86 65.25	5,848.51 1,799.14 1,186.13
GRANDAVE CAPITAL, LLC	8417	001	250,000.00					
GRANITE, HARRIET	7365	001		141.20		109.37		28.71
GRANT MANAGEMENT USA	8414	670	595.00					
GRANT, SHARON	7795	001 100 600	150.00	150.00	227.76	150.00 164.11		
GRAVES & KING LLP	5395	001 100 610 660 670 690		474.71 413.54 4,418.21	2,636.55 3,074.29 1,574.57 2,001.93	4,806.65 22,603.39	5,476.41 7,880.34	

Vendor By Fund By Period

			23	22	21	20	19	18
Vendor Name	Vendor No	Fund						
GRAY, DUSTIN	6888	001	800.96	183.00		(16.00)	113.28	48.00
GREAT WESTERN RECREATION LLC	8185	001		574.27				
GREEN, NATASHA	7094	001		1,955.64			347.08	1,884.54
GREENLOTS	8037	001		650.00				
GREYBAR PRINTING	2470	001	48.48	2,163.19	317.86			
		610						
		660		121.22				
		670	489.35	54.29	116.59			
		675	259.23					
		702 703						
GROWTH DEVELOPMENT MARKETING	7871	001	115,209.21	65,358.20				
		660	17,698.00					
		670		70,161.00				
		675		67,168.51				
GRUNEWALD, JAMES	8383	001	140.95					
GULLO, TONYA & HOUSOS, KENNETH	8124	001		708.00				
GUZMAN, SUSANA	7288	001		300.00	180.00		105.65	93.62
		660				342.16	100.50	
		670	195.00					103.08
H & L CHARTER CO, INC	6308	001				1,400.00	1,400.00	1,400.00
		702						
HAAKER EQUIPMENT COMPANY	205	001			7,819.78	8,535.17	91.64	
		200	34.24		2,963.13			
		201	1,940.34					
		660					301.70	
		670		3,060.49	888.29	26,781.43	647.21	
		675	10,699.67	300.05	3,758.16	725.26	592.75	(273.13)
		702 703						
HABITAT FOR HUMANITY	5531	001				80.00		
HACH COMPANY	1127	001	14,428.48	1,440.00				
HAHN, MICHAEL	7263	001	91.00		1,041.76			80.00
		670						16.00
		680				250.00	250.00	
		761						298.00
HALLOCK, DENNIS	6232	670	195.00	270.00	360.00	246.70		191.32
		675					172.07	
HALVERSON, ROGER	8213	670		300.00				

Vendor By Fund By Period

			23	22	21	20	19	18
Vendor Name	Vendor No	Fund						
HAMLIN, MARY	8023	670		524.16				
HAMNER, MATTHEW	7620	001		481.25	445.00		2,041.45	
		670					12,008.36	
		675	300.00	25.50				
HAMPTON, PATRICIA	5391	001					198.02	360.24
		702	195.00	180.00	378.02	356.37	157.99	
HAPPE, DAVID	7611	001					118.90	
		670				107.65		
HARDING, JOHN & ANN	7002	670		31.23		179.25	2.65	
		675						16.10
HARDY & HARPER, INC	6817	001				1,562,692.23		
		670			69,739.32			
		675			28,298.79			
HARGROVE, JOHN	7777	001		250.00		250.00		
		201	250.00					
HARPER, KRIS	4889	670				2,939.12	250.00	337.59
		675		274.54	250.00			64.00
HASENPFLUG, RICK	6259	001					139.29	107.45
		702	240.92	241.20	178.62	308.59		
HATCH, VICTORIA	8446	001	1,600.00					
HAWK ANALYTICS, INC	8118	001	4,995.00					
HAWK, MARGARET	7434	001			150.00	95.37		
		660	150.00					
		670				184.90	143.04	
		675					0.21	
		680		150.00				
HAWLEY, CAMERON	5553	670		134.20				341.56
		675		211.70				25.28
HAZEN AND SAWYER	6977	001	6,836.02	6,917.50		863.44	9,926.90	740.00
		660	939.96		55,311.21	3,001.56		
		670	18,055.02	12,624.42	3,705.35			
		675		294.33	1,065.90			
		680			13,204.79			
		690						8,747.50
		702					7,642.50	
HDL COREN & CONE	2920	001			4,201.25			
		670	7,112.50	7,807.50				
		675	4,445.00					
		702		3,556.25				

Vendor By Fund By Period

			23	22	21	20	19	18
Vendor Name	Vendor No	Fund						
HDL SOFTWARE, LLC	3378	001	3,084.71	2,951.31				2,631.08
HEADLEY, MARTIN	6804	001	195.00	180.00			138.52	297.37
		702			135.44	104.01	102.57	
HEALY, PATRICK	8440	001	1,500.00					
HEAPE, SAMANTHA	8330	001	2,390.50					
		670	759.50					
		690	24.50					
HEISS, SUZANNA	7987	660	195.00	180.00	95.92			
HEMET VALLEY TOOL, INC	7766	660	2,262.18	1,810.44	1,745.55	103.84		
HENKE, DAVID	8388	660	2,400.00					
HENRICH, ROBERT	7003	660			19.95		27.97	
HERC RENTALS INC.	6746	001			6,372.19	1,227.14	7,956.95	7,601.80
		660		26,498.38				
		661			345.62			
		670	8,640.35					
		673	6,631.98					
HERNANDEZ, CARLA	7557	001	5,941.25					
		660	1,855.00	4,375.00	126.00	3,430.00		
		670				946.40		
		702					189.00	
HERRERA, SANDRA	8036	702	195.00	180.00	360.00			
HERWIG, CAROL & BRUCE	8372	702	2,400.00					
HESLOP, STEVE	8389	702	3,000.00					
HI LINE UTILITY SUPPLY	8183	702		3,730.09				
HILL CRANE SERVICE, INC	8375	660	11,500.00					
HINDERLITER DE LLAMAS & ASSOCIATES	2370	001		8,428.96				
		100			4,006.40	9,906.59	3,364.97	8,945.60
		660	4,800.44					
		670		2,639.52				
		675		1,564.55				
HIXSON, JOSHUA	8145	001	255.75					
		100		218.75				
HOMAN, LOUIS	7390	001				5,286.00	1,761.41	32.00
		100						32.00
		670		301.50	150.00	1,364.00		
HOME DEPOT #8987	5365	001	14,318.56	1,229.01				
		100		4,748.61				
		110		1,217.93				
		132	386.60					

Vendor By Fund By Period

			23	22	21	20	19	18
Vendor Name	Vendor No	Fund						
HOME DEPOT #8987	5365	375	578.86					
		610		465.41				
		660	686.11	15,612.32				
		669						
		670	576.53	1,205.80				
		675	3,487.25	3,609.17				
		678	294.65					
		680		7,483.59				
		689						
		690	778.03					
		702		1,040.38				
		703		265.77				
		704	41.14					
		705	467.91					
		761	417.33					
		810	9,536.28					
			(blank)		3,013.99	26,687.63	19,994.41	11,849.92
HOPKINS, VICKI	7624	(blank)	195.00	180.00	360.00	266.85	455.31	
HORIZONS CONSTRUCTION CO, INT'L	7999	(blank)		142,037.30	396,539.69			
HORN, JEFF	7851	(blank)	189.75	352.50	863.51	143.29		
HORSMAN, CURTIS	8362	(blank)	2,400.00					
HOSEQUICK	7711	(blank)	535.51	691.23	575.25	682.87		
HOWLAND, JOHANNE	7500	(blank)		50.00	1,800.00		2,500.00	
HUBBURT, KEVIN	8324	(blank)	24.75					
HUERTA JR., GILBERT	7697	(blank)	5,751.20	2,275.00		1,444.80		
HUNGERLE, HUBERT	7366	(blank)	127.58	104.80	21.48	187.69	20.29	91.26
HUNTER, MICHAEL	8425	(blank)	4,198.00					
HYDRO TEK SYSTEMS, INC.	229	(blank)	449.79		838.51	840.30	513.32	344.95
HYDROTEX PARTNERS, LTD	6448	(blank)	2,884.12	2,452.16	2,232.44	2,232.44	3,179.17	2,172.50
HYUNDAI MOTOR FINANCE	7946	(blank)	3,563.57	4,624.59	4,564.59			
I.B.E.W. LOCAL 47	1146	(blank)	75,715.67	73,719.69	75,980.48	74,558.02	78,776.53	76,263.99
I.B.E.W. LOCAL 47 (PAC)	4086	(blank)	360.00	360.00	396.00	396.00	520.00	577.00
IBEW LOCAL 47 RETIREE MEDICAL TRUST	5217	(blank)	47,184.05	45,832.59	45,950.40	45,513.01	43,053.69	42,184.98
ICMA	2720	(blank)				400.00	200.00	
ICMA RETIREMENT TRUST 457	2297	(blank)	10,248.43	9,551.96	24,751.98	55,539.97	23,289.87	30,304.16
IMEG CORP	7993	(blank)		27,638.43	48,935.07			
IMPERIAL SUPPLIES, LLC	7970	(blank)		1,039.31	7,418.83			
INDUSTRIAL RUBBER & SUPPLY, LLC	8167	(blank)		896.37				
INDUSTRIAL SCIENTIFIC CORP	5357	(blank)	3,281.36					

Vendor By Fund By Period

			23	22	21	20	19	18
Vendor Name	Vendor No	Fund						
INFOSEND, INC	6490	(blank)	108,529.81	84,066.03	68,497.08	74,802.11	76,877.70	60,927.07
INLAND KENWORTH (US) INC	8215	(blank)						
INLAND WATER WORKS SUPPLY CO.	2274	(blank)	146,161.25	17,183.01	27,984.09	44,143.78	27,894.74	47,909.54
INNER-TITE CORP	3748	(blank)	8,085.57		507.07	21,334.50		
INNOVATIVE EMERGENCY EQUIPMENT	7066	(blank)	21,324.00	1,038.86	52,660.68	39,264.24	25,377.23	15,112.54
INNOVATIVE FEDERAL STRATEGIES	6624	(blank)	39,227.97	36,000.00	32,020.64	33,540.04	28,695.06	32,068.84
INNOVYZE, INC.	7779	(blank)	4,095.00		15,210.31	2,815.00		
	7154	(blank)					2,600.00	1,500.00
INTERNAL REVENUE SERVICE	2484	(blank)	4,014,312.26	4,028,021.03	3,289,594.81	3,164,560.07	2,517,237.11	2,509,050.42
	6192	(blank)					18.12	1,583.03
INTERNATIONAL INSTITUTE OF	3463	(blank)		215.00	215.00	225.00	210.00	
IPARAMETRICS, LLC	8013	(blank)		41,430.00				
IRON MOUNTAIN INFORMATION MGMT, LLC	6816	(blank)	844.20	274.35	2,046.95	5,137.16	5,710.18	6,888.84
ITRON, INC.	2483	(blank)	66,705.00	68,415.30	97,171.13		9,628.50	
J & C TRANSMISSION SHOP	7832	(blank)		1,772.47	2,920.00	75.00		
J & R CONCRETE PRODUCTS, INC.	2740	(blank)	3,820.17	2,514.89	4,042.25			
J B BOSTICK COMPANY, INC	8157	(blank)		59,999.94				
J. G. TUCKER & SON INC	5857	(blank)				611.72		
J.P. NELSON & SONS CONSTRUCTION INC	6354	(blank)	5,190.00	2,510.00		4,450.00		
JACKSON, JENNIFER	7746	(blank)		273.60		492.17		
JACKSON, JOHN H.	7670	(blank)	609.00	294.00		392.00		
JACOBS, TISHA L	6461	(blank)		118.27	1,691.50	543.16	250.20	272.67
JACQUES, JANINE	8122	(blank)		144.00				
JAUREGUI, ROBERTO	7122	(blank)	3,831.44	530.50	4,327.25	2,358.00	2,367.11	645.00
JAVOR, GEORG & SHIRLEY	7597	(blank)	6.55		207.18	261.84	38.56	
JEWS, NICOLE	8232	(blank)	596.00	222.12				
JIMENEZ, LINDA	7040	(blank)	4,386.42	4,166.89	4,012.00	3,243.65	692.00	192.00
JMAR ENVIRONMENTAL INC	8426	(blank)						
JNE POLYGRAPH LLC	8039	(blank)	7,110.00	5,530.00	4,345.00			
JOE A GONSALVES & SON	5701	(blank)	27,500.00	3,000.00				
JOHN C CHOE, DDS INC	8454	(blank)	10,000.00					
JOHNSON, CHERIE	8154	(blank)		300.00				
JOHNSON, EVELYN	8379	(blank)	287.50					
JOHNSON, VIVETTE	7929	(blank)	195.00	180.00	180.00			
JOHNSON, WILLIAM	8341	(blank)	2,128.00					
JON'S FLAGS & POLES, INC	7776	(blank)	777.57	702.20	920.72	182.16		
JORDAN, KIANA	8210	(blank)		50.10				
JORDON, TIFFANY	7170	(blank)				175.85		
JORGENSON LOCKERS	8300	(blank)						

Vendor By Fund By Period

			23	22	21	20	19	18
Vendor Name	Vendor No	Fund						
JOSEPH MCKAY TTEE	8419	(blank)	875,000.00					
KAISER FOUNDATION HEALTH	842	(blank)	516,230.85	485,163.83	464,852.78	458,570.51	492,459.53	391,939.93
KAKISH, BISHARA	8195	(blank)	195.00	180.00				
KEITH KILMER	7884	(blank)	15,409.69	11,029.38	36,958.64	3,948.98		
KELLY, PATRICK	5930	(blank)	38.25	12.75	25.50	124.00	32.00	2,413.70
KEMIRA WATER SOLUTIONS INC	5794	(blank)	14,190.19	5,507.83	7,129.10	7,169.62	3,372.15	15,536.05
KEN GRODY FORD REDLANDS	7850	(blank)	31,080.09	27,177.53	15,817.20	2,945.69		
KHAN PROPERTIES AND HOLDINGS, LLC	7142	(blank)	258,486.04		59,469.10	102,146.83	139,806.21	73,095.54
KIMLEY-HORN AND ASSOCIATES, INC	8101	(blank)		4,999.00				
KNIGHT, ADRIENNE	8422	(blank)	504.00					
KOBES, JOHN & ROSEMARIE	7595	(blank)		159.14	89.56	77.68	13.23	
KOLLER, MARIE	7103	(blank)	274.80	354.30	280.67	275.55	234.57	284.91
KOR-IT INC	8377	(blank)	6,816.30					
KOSMONT & ASSOCIATES, INC	5781	(blank)	14,107.60	70,693.24				
KUSTOM SIGNALS, INC	4074	(blank)		339.25		8,068.30	3,754.70	621.37
KV'S FLOORING	7709	(blank)		72.13		3,532.08		
L.O.LYNCH QUALITY WELLS & PUMPS INC	7399	(blank)		167,471.14	297,109.20		10,333.60	
LA MICHOCANA ICE CREAM PARLORS INC	8455	(blank)	10,000.00					
LAM, ANGIE	6778	(blank)		673.50		941.96	112.00	277.98
LANCE, SOLL & LUNGHARD, LLP	4386	(blank)			60,254.00	58,498.00	55,346.00	36,465.00
LANGUAGE TESTING INTERNATIONAL	8141	(blank)		189.00				
LARA, TORIBIO	6856	(blank)	195.00	180.00	360.00	344.11	336.02	323.71
LASKO, ROBERT	7259	(blank)	250.00					33.28
LAURA'S CUSTOM EMBROIDERY	8050	(blank)						
LAWNSCAPE SYSTEMS, INC	8162	(blank)	8,028.00	2,995.00				
LAWRENCE DOORS	7535	(blank)					4,320.52	
LAYNE CHRISTENSEN COMPANY	1618	(blank)				117,216.09	30,692.30	
LEAC	8148	(blank)		240.00				
LEADSONLINE, LLC.	8011	(blank)			3,080.00			
LEAGUE OF CA CITIES-RIVERSIDE DIV	2426	(blank)	560.00	120.00				
LEE'S AUTO BODY	1193	(blank)		31,272.97	7,678.25	12,972.52	5,012.73	
LEGACY EXCAVATING INC	8314	(blank)	9,400.00					
LESLIE'S SWIMMING POOL SUPPLIES INC	736	(blank)	2,482.82	2,180.76	5,664.92	4,952.76	4,741.99	7,684.07
LEVEL II, INC	1670	(blank)	25,251.00	24,174.00	26,872.50	27,412.17	26,635.70	
LEXISNEXIS RISK SOLUTIONS	6618	(blank)	8,241.60	8,238.71	8,045.57	8,027.74	7,528.70	7,696.38
LEYVA, RALPH	8397	(blank)	144.43					
LIEBERT CASSIDY WHITMORE	4249	(blank)	137,820.84	74,174.42	249,938.50	9,575.15	4,905.00	17,287.00
LIFT TO RISE	8239	(blank)		1,355.59				
LIGHTS CAMERA PHOTO BOOTH LLC	8400	(blank)	796.05					

Vendor By Fund By Period

			23	22	21	20	19	18
Vendor Name	Vendor No	Fund						
LIV ABOVE LIFE'S EXPECTATIONS	8423	(blank)	1,045.00					
LIVINGSTON, TODD	7873	(blank)	247.40			204.74		
LOADER, MICHAEL	3132	(blank)			4,012.00	38.95	0.00	20.00
LOCKLIN, SANDRA	7200	(blank)	0.00	180.00	324.32	215.92	215.92	215.92
LOERA, JACK	6395	(blank)	1,203.82	250.25	59.50	19.50		
LOFTIS, MILDRED	6345	(blank)	195.00	180.00	350.76	240.95	243.88	257.99
LOGAN, KIERAN	4803	(blank)		120.67	93.99		147.40	96.00
LOPEZ, ALFONSO	7939	(blank)	242.00	250.00	164.80			
LOPEZ, MARISOL	8279	(blank)	179.89					
LOS ANGELES COUNTY AUDITOR CONTROL	7988	(blank)		4,840.00	21,068.00			
LOS ANGELES TRUCK CENTERS	3163	(blank)		2,829.84		1,232.04	131,313.44	63.52
LOS DOS GALLOS FOODS INC	8453	(blank)	10,000.00					
LOZANO SMITH LLP	7550	(blank)	45,466.40	8,449.50	17,406.62	69,742.13	8,202.87	
LUGRAIN, VALERIE	8476	(blank)	1,008.00					
LYNCH, MIKE	5097	(blank)		202.11	250.00	202.00	(16.00)	618.00
M BREY ELECTRIC, INC	6893	(blank)	29,854.47			6,237.41	825.99	12,591.41
MACDONALD, DOUGLAS	7119	(blank)	195.00	420.00	116.46	232.57	160.39	101.64
MACFARLANE, DUNCAN	8363	(blank)	2,400.00					
MACIAS, RUBEN	6813	(blank)	184.97			1,001.81		96.00
MACIEL, JOSE	6330	(blank)	195.00	300.00	301.26	217.18	189.47	157.96
MADRIGAL CHAVES, SERGIO	7247	(blank)	607.00	75.00	355.00	380.00	205.00	615.00
MARIACHI COACHELLA	8326	(blank)	3,000.00					
MARIN, DENIS	8441	(blank)	1,200.00					
MARIPOSA ECO CONSULTING, INC	7808	(blank)	9,375.00	960.00		10,000.00		
MARIPOSA LANDSCAPES, INC	8055	(blank)	180,257.00	69,211.44				
MARTIN, REGINA	7367	(blank)	199.18	202.76	248.85	358.80	218.17	155.03
MARTIN, VALERIA	7043	(blank)		3,483.42	250.00	300.00	4,000.00	4,348.00
MARTINEZ, MATTHEW	6889	(blank)	250.00			250.00	348.00	64.00
MASCORRO, LILIANA	6926	(blank)	1,292.28	64.06		653.60	415.90	1,648.11
MASSEY, CHARLES	8177	(blank)		1,200.00				
MASTEN, STAR	7104	(blank)	195.00	210.00	180.00	136.58	141.81	142.24
MASTERLINE CO, INC	8395	(blank)	5,100.00					
MATICH CORPORATION	1068	(blank)	843,644.33					
MATSON, PATRICIA	8194	(blank)	195.00	270.00				
MAUREEN KANE & ASSOCIATES	8283	(blank)	1,500.00					
MAYA, MARIA	8196	(blank)	195.00	330.00				
MBC MATTRESS COMPANY	7336	(blank)						2,782.65
MC ARRON, MARIE	8199	(blank)		800.00				
MC ARRON, SUSAN	7962	(blank)	195.00	180.00	94.98			

Vendor By Fund By Period

			23	22	21	20	19	18
Vendor Name	Vendor No	Fund						
MC AVOY & MARKHAM	287	(blank)	11,842.88	34,578.73	515,396.95	102,665.71	161,789.99	615,104.83
MC CALL'S METER SALES	1757	(blank)	2,733.88	1,190.50	10,041.17	7,647.39	1,944.25	
MCC EQUIPMENT RENTALS, INC	5956	(blank)		1,408,304.03				
MCCLUNE, DEVIN	6890	(blank)				250.00	348.00	112.00
MCCLURG, BRUCE	8475	(blank)	2,400.00					
MCCOY-TORRES, LYNETTE	1072	(blank)	470.40	119.70				
MCFARLAND, DARLENE	7489	(blank)	195.00	180.00	263.96	221.83	456.91	
MCGEOUGH, ROBERT	8125	(blank)		1,200.00				
MCKIM & CREED INC	8318	(blank)	29,732.00					
MCLAUGHLIN, LEEANN	7593	(blank)	117.71	122.62		20.11	16.95	
MCNEESE-SMITH, BILL	6439	(blank)		104.34	101.75	123.99	39.12	2,000.00
MDS CONSULTING	7986	(blank)		672.00	2,688.00			
MEADOWS, FRANK	7492	(blank)	195.00	180.00		286.63	620.09	
MEEKS, MARLENE	8334	(blank)	1,200.00					
MEGATRONICS INTERNATIONAL CORP	4043	(blank)			2,557.00	2,977.00	2,772.00	2,557.00
MEINICKE, ALAN	6697	(blank)	208.05	227.88	166.16			
MENDOZA, ESTEVAN	8374	(blank)	336.00					
MENDOZA, JUAN	7592	(blank)		74.18		182.02	16.44	
MENDOZA, SAMUEL	8340	(blank)	401.05					
MERCER, SUSAN	8178	(blank)		900.00				
MERCFUEL, INC	7980	(blank)		33,861.56	48,704.39			
MERGENS, MADELYNE	8329	(blank)	210.00					
MERLIN JOHNSON CONSTRUCTION, INC	3577	(blank)	93,452.33	33,076.71	30,400.58	19,404.54	2,304.00	4,016.00
MEYERS FOZI & DWORK LLP	8142	(blank)		5,859.00				
MEZA, TOMMY & GLORIA	7126	(blank)	405.00		180.00		301.87	196.44
MGT OF AMERICA CONSULTING, LLC	7693	(blank)				13,640.00		
MICATU, INC	8482	(blank)	14,325.00					
MICHAEL BAKER INTERNATIONAL, INC	7379	(blank)	122,579.50	6,000.00		751.09	84,126.62	27,483.61
MICHALEC, MARY	7446	(blank)	195.00	180.00	119.33	195.44	333.67	
MIDDLETON, SHARON	7458	(blank)	195.00	180.00	180.00	176.68	194.72	
MIKE ROQUET CONSTRUCTION, INC.	8020	(blank)	7,477.00		20,843.00			
MIKESELL, JEREMY	8075	(blank)	612.00	55.00				
MILLER, LARRY & BARBARA	6262	(blank)	213.54	212.84	215.44	289.31	146.98	191.40
MILLER, NINA	6344	(blank)	195.00	180.00	324.32	208.40	215.92	215.92
MILLER, THOMAS	7416	(blank)		300.00		183.40	80.64	429.28
MILSOFT UTILITY SOLUTIONS, INC	7548	(blank)	25,813.00	11,200.00	5,200.00	7,533.33	16,700.00	
MINJARES, JUAN	8351	(blank)	503.17					
MISC VENDOR	99001	(blank)	58,399.23	80,575.63	26,510.11	73,545.27	71,609.27	225,230.29
MITCHELL, BLAKE	8466	(blank)	202.25					

Vendor By Fund By Period

			23	22	21	20	19	18
Vendor Name	Vendor No	Fund						
MITCHELL, JUDITH	8245	(blank)		2,400.00				
MITOFF, ROBERT	8179	(blank)		3,000.00				
MITSUBISHI ELECTRIC & ELECTRONICS	6402	(blank)	2,970.00		2,844.72	2,788.92	2,734.20	2,680.56
MJ CONSULTING	8149	(blank)		27,125.00				
MOLINA, SALINE	7368	(blank)	7.16	36.25	194.02	249.11	159.64	305.02
MONARCH	8354	(blank)	7,687.50					
MONTAGUE, RICHARD	8461	(blank)	1,200.00					
MONTES, NATHAN	8136	(blank)	4,358.25	124.00				
MOODY, TERRY & SANDRA	6440	(blank)	155.06	70.07	50.72	184.92		
MOORE, DAVID	8447	(blank)	1,200.00					
MORALES, RENE	7174	(blank)			70.83	96.42	2.90	13.40
MORAN TRAVISHONIUQUIA L	8401	(blank)	3.50					
MORENO, ANGELA	6741	(blank)	195.00	180.00	180.00	266.90	133.48	51.02
MORENO, JOSE	6693	(blank)	195.00	180.00		322.67	106.47	333.66
MORGAN, AMANDA	7329	(blank)	39.43			226.20		111.93
MORGAN, DEIDRA J	7406	(blank)	980.00	686.00		1,188.25	1,302.88	311.50
MORONGO BAND OF MISSION INDIANS	5247	(blank)	600.00				3,745.00	8,260.00
MORRIS, CARL	5687	(blank)		207.00		250.00		250.00
MORRISSEY, BRIAN	7175	(blank)	204.83	221.41	198.87	318.92	58.84	91.70
MOTOROLA SOLUTIONS, INC.	1250	(blank)	20,393.33	18,890.42	115,203.36	120,915.67	89,422.66	123,237.83
MSDSOONLINE, INC	7539	(blank)		3,599.00	3,299.00	3,299.00	4,998.00	
MUNICIPAL CODE CORPORATION	6013	(blank)	5,688.00	6,406.40	3,595.66	6,913.73	4,784.67	6,941.39
MUNICIPAL EMERGENCY SERVICES INC	8049	(blank)		8,939.22				
MUNOZ, JUANITA	4653	(blank)						16.00
MUNOZ, MARIBEL	6370	(blank)		368.68	250.00		300.00	
MUNOZ, RENE	7564	(blank)	906.75	415.50	3,831.50	501.25	20.00	
MY COI LLC	8322	(blank)	12,600.00					
MYERING, NEAL	8301	(blank)	195.00					
MYERS & SONS HI-WAY SAFETY INC.	3909	(blank)	5,016.50	5,556.18	3,317.55	14,632.98		
MYERS POWER PRODUCTS, INC	5604	(blank)		176,560.23			41,526.21	722,513.97
N2W ENGINEERING, INC	8001	(blank)	13,390.00		4,892.00			
NAASZ, CALEB	6827	(blank)		148.00			205.00	1,122.01
NAPA AUTO PARTS	7805	(blank)	244.31	160.40	1,038.29	484.19		
NATIONAL ARBOR DAY FOUNDATION	8047	(blank)		11,000.00				
NATIONAL BUSINESS FURNITURE, LLC	7978	(blank)			3,667.30			
NATIONAL RECREATION & PARK ASSOC	1986	(blank)	175.00	175.00	175.00	175.00		
NATIONAL RESTROOM TRAILERS	7968	(blank)	52,279.25		55,334.00			
NATIONWIDE RETIREMENT SOLUTIONS	2301	(blank)	148,774.70	176,305.16	142,781.16	140,736.48	119,253.97	73,834.40
NAUMANN HOBBS MATERIAL HANDLING	7347	(blank)	7,594.57	373.15		3,436.99	492.98	3,048.35

Vendor By Fund By Period

			23	22	21	20	19	18
Vendor Name	Vendor No	Fund						
NAUS, ROBERT	7778	(blank)		88.18		94.62		
NETHERTON, CAROL & MORRIS	6558	(blank)	204.97	229.22	220.40	254.09		6.18
NEW IMAGE AUTO BODY	8427	(blank)	13,867.33					
NEWSDATA LLC	6360	(blank)	760.00	730.00	720.00	700.00	650.00	650.00
NEXOM INC	7989	(blank)		18,334.00	18,333.00			
NEXTREQUEST	7519	(blank)	6,366.94	6,063.75	5,775.00	6,325.00	4,500.00	
NICE, JAMES	7865	(blank)	142.27	214.74	217.94	259.32		
NIETO, FRANCISCO	7563	(blank)	587.50	3,171.68	1,546.25	130.25	3,553.61	
NIGP	8460	(blank)	385.00					
NOBEL SYSTEMS, INC	5153	(blank)	161,800.00	71,800.00	68,400.00	74,600.00	32,790.00	31,330.00
NOLLETTE, BRADY	8225	(blank)	173.50	25.50				
NOTTINGHAM, MICHAEL	7032	(blank)	215.25	12.75	88.50	3,152.70	32.00	1,745.00
OAK VALLEY ANIMAL HOSPITAL	8198	(blank)		783.00				
O'CONNELL, DONNA	7551	(blank)	355.00		180.00	198.12	285.47	
OFFICE DEPOT	2460	(blank)	601.18	5,450.55	3,432.88	12,784.40	9,068.62	26,340.49
OLIN CORPORATION	6226	(blank)	28,147.06	14,013.21	16,613.84	15,369.94	15,291.00	11,028.51
OMNI PRO, INC	7925	(blank)			8,568.99			
ON TRAC	4587	(blank)		28.01	82.13	194.96	363.45	356.74
ONESOURCE DISTRIBUTORS	5076	(blank)	1,935,699.92	1,195,007.66	164,380.91	129,202.73	18,641.29	150,292.01
ONLINE UTILITY EXCHANGE	7435	(blank)	4,061.33	5,019.86	2,699.26	1,726.38	1,337.16	
ONTARIO HYUNDAI	7904	(blank)	23,860.34					
ONTARIO REFRIGERATION SERVICE INC	8412	(blank)	0.00					
ONTIVEROS, CONSUELO & PEDRO	6725	(blank)	195.00		360.00	180.00	195.34	215.61
O'REILLY AUTO PARTS	4076	(blank)	291.65	816.95	4,862.93	3,300.45	6,333.03	880.92
ORELLANA, GLADYS	8077	(blank)		105.00				
ORONA, DIANE	7292	(blank)	195.00	230.00		157.52	466.40	60.00
OROSZ, FRANK	8364	(blank)	1,200.00					
ORTEGA, JEANNA	8315	(blank)	90.00					
ORTEGA, SALVADOR	6834	(blank)	183.24	186.66	177.42	205.71	13.67	48.81
P&P UNIFORMS	6764	(blank)	2,917.70	1,458.95	2,481.69	14,238.44	5,058.67	5,403.36
PACIFIC ALARM SERVICE	1277	(blank)			16,289.00	15,643.56	14,468.52	14,109.88
PACIFIC SWEEPING	7924	(blank)		50,745.25	35,762.78			
PACKHAM & TOOMEY, INC	7787	(blank)	4,181.24	5,859.87	3,115.00	2,700.63		
PAGLIA, JOAN	6708	(blank)	53.31	111.19	173.95	90.48		
PALENCIA, JUSTIN	8467	(blank)	608.25					
PALLET PBC	7908	(blank)	777.98					
PALMER, LAUREEN	8473	(blank)	3,000.00					
PAPAYA BAY THAI CUISINE	8416	(blank)	10,000.00					
PAPER RECYCLING & SHREDDING	8143	(blank)		315.00				

Vendor By Fund By Period

			23	22	21	20	19	18
Vendor Name	Vendor No	Fund						
PARKER, JEFF	7812	(blank)				26.45		
PARKHOUSE TIRE, INC.	2487	(blank)	41,209.54	44,397.96	33,926.76	41,192.88	28,235.54	28,624.19
PARLET'S JEWELRY & LOAN	7377	(blank)	97.44	134.40	62.72	118.44		62.64
PARS	5191	(blank)	8,803.05	9,780.32	5,680.72	16,862.41	15,855.29	13,114.23
PARTS AUTHORITY	7789	(blank)	26,357.71	15,601.62	18,297.39	8,644.05		
PASAROW, STEVE	6265	(blank)	33.36	142.57		181.52		33.41
PASS AUTO CENTER	6852	(blank)	22,234.90	2,521.91	20,982.34			
PATINO, JORGE	8094	(blank)	195.00	180.00				
PATTON, CAROLINE	8138	(blank)	350.67	191.00				
PAULDING, LINDA	8121	(blank)		35.00				
PAYPRO ADMINISTRATORS	5752	(blank)	1,401.00	8,035.28	1,143.00	1,516.00	1,352.00	1,382.00
PEABODY ENGINEERING	5503	(blank)						
PERMA TRESS HAIR SALON	8405	(blank)	10,000.00					
PERRY, JACOB	8246	(blank)	84.00					
PETDATA, INC	8093	(blank)	20.95					
PETRUCCI, TERESA	8111	(blank)	195.00	180.00				
PETTY CASH CUSTODIAN - CITY YARDS	870	(blank)					145.87	
PETTY CASH CUSTODIAN - FINANCE	2507	(blank)	58.32	79.54		129.06	264.62	144.72
PETTY CASH CUSTODIAN - POLICE	2430	(blank)	114.00	54.79	40.80	229.55	694.08	92.96
PETTY CASH CUSTODIAN-COMM SVCS	1974	(blank)	50.80	73.31	83.28	60.94	294.56	337.70
PETTY CASH CUSTODIAN-SR CENTER	3015	(blank)	68.84		83.33	242.80	243.39	268.18
PHELPS, ROBERT	7370	(blank)	206.29	210.49	199.65	261.15	56.51	79.61
PI MANUFACTURING CORP.	6006	(blank)	0.00		88.95	828.08	125.82	
PITTMAN, DAVID	7506	(blank)	195.00	240.00	180.00	360.00	163.29	
PLATT, JEFFREY	8481	(blank)	59.21					
PLAYHOUSE BOWL ASSOCIATION, INC.	3560	(blank)	12,500.00	12,500.00		12,500.00	12,500.00	12,500.00
PLUMBERS DEPOT INC	5043	(blank)						1,738.26
PMAM CORPORATION	8184	(blank)	3,000.00					
POLAR KING INTERNATIONAL INC	8266	(blank)	20,145.54					
POLLARDWATER	8212	(blank)		266.48				
POLY-CORR INDUSTRIES	6976	(blank)						1,023.63
POULTER, HANNAH	8226	(blank)	1,258.50	12.75				
POWER MONITORS, INC	6636	(blank)						
POWERDMS, INC	8368	(blank)	4,100.00					
PRATT, EDWARD	6875	(blank)		300.00	342.22	198.02	194.22	191.57
PRATT, FRANCIS & JUDITH	6266	(blank)	210.82	216.98	210.18	226.43	77.05	109.71
PRECISION AUTO SERVICE	8407	(blank)	10,000.00					
PRECISION MATERIAL HANDLING	8254	(blank)	3,600.00					
PRECISION MATERIAL HANDLING, INC.	7338	(blank)	10,000.00					2,008.90

Vendor By Fund By Period

			23	22	21	20	19	18
Vendor Name	Vendor No	Fund						
PRE-PAID LEGAL SERVICES, INC	4411	(blank)	2,943.02	1,587.42	1,820.52	1,964.07	2,576.92	3,153.15
PRESS-ENTERPRISE, THE	1295	(blank)	745.90	944.54	1,085.20	2,882.16	7,900.46	8,577.55
PRIME SYSTEMS INDUSTRIAL	5825	(blank)	9,000.00	28,000.00			5,228.81	
PRO-CAST PRODUCTS, INC	8116	(blank)		34,203.46				
PROFORMA EXPRESS GRAPHICS	6193	(blank)		1,367.76	1,161.63		1,141.84	1,163.03
PROJECT ENERGY SAVERS	8107	(blank)	5,690.30	5,688.66				
PROMO DIRECT	7729	(blank)		1,179.05		3,067.83		
PRO-MOTORS COLLISION REPAIR	7193	(blank)	9,506.31	4,944.04			982.77	6,317.21
PRO-RISE GARAGE DOOR CO	5565	(blank)	1,425.00		1,235.00		850.00	
PRO-VISION, INC	7204	(blank)	45,415.79			589.02		1,126.32
PRUDENTIAL OVERALL SUPPLY	858	(blank)	346.10	373.85	511.10	11,621.95	15,186.25	15,685.81
PRUITT, CARMEN	8293	(blank)	195.00					
PUBLIC AGENCY RETIREMENT SERVICES	5242	(blank)	2,100.00	2,100.00	2,100.00	2,100.00	2,100.00	2,100.00
PUBLIC ENTITY RISK MANAGEMENT	978	(blank)	3,657,864.85	2,896,005.00	2,179,071.00	1,807,704.00	1,659,715.00	1,467,590.00
PUBLIC SECTOR PERSONNEL CONSULTANTS	7124	(blank)	20,000.00					
PULIDO, ANGELINA	7843	(blank)	195.00		180.00	180.00		
PULVER, JODEANE V	8168	(blank)	752.50	80.50				
PYRO SPECTACULARS, INC	3111	(blank)	15,000.00	14,000.00				
QT PETROLEUM ON DEMAND	6855	(blank)	945.00		13,295.00	1,095.00	1,245.00	995.00
QUADE, SARAH	8392	(blank)	13.50					
QUADIENT LEASING USA, INC	6694	(blank)	2,086.64	1,043.32	1,564.98	2,092.26	1,573.41	1,573.41
QUADIENT POSTAGE FUNDING	8211	(blank)	10,000.00	5,998.65				
QUALITY FENCE CO. INC	8240	(blank)	3,640.00					
QUINN COMPANY	7271	(blank)	122,343.78	4,067.26	20,920.83	4,241.91	19,885.15	89.66
QUINONES, VERONICA	8432	(blank)	1,600.00					
QUINTE PLASTICS, LTD	6567	(blank)	438.00					
R.F. MACDONALD CO	6655	(blank)			1,087.18		5,331.57	3,693.39
R3 CONSULTING GROUP	7688	(blank)		14,722.50	23,956.25	30,686.25		
RACEWAY FORD INC	4759	(blank)		4,646.11			3,125.87	14,881.86
RADIAN RESEARCH	5991	(blank)	79,902.92					
RAILROAD MANAGEMENT CO, LLC	4536	(blank)	1,285.91	1,191.76	1,157.05	1,123.35	1,090.63	1,058.86
RAMIREZ ARIAS, JUAN	7205	(blank)	143.00					
RAMSEY, CHRISTOPHER	8237	(blank)		1,200.00				
RANCHO PASEO MEDICAL GROUP	4395	(blank)	500.00	1,590.00	75.00	300.00	875.00	
RANGEL, JACK	7866	(blank)	8.43			92.00		
RANGEL, SHAWN & TAMMIE	7177	(blank)				212.95		15.75
RDO EQUIPMENT CO	444	(blank)	960.37	1,203.81	2,528.09	3,990.95	4,829.72	2,362.46
REAVIS CODE UTILITY SOLUTIONS, LLC	7648	(blank)	500.00		16,250.00			
RECORD GAZETTE, THE	1555	(blank)	17,151.40	15,742.19	11,489.38	11,268.60	9,903.30	5,942.44

Vendor By Fund By Period

			23	22	21	20	19	18
Vendor Name	Vendor No	Fund						
RECYCLIST	7845	(blank)	1,000.00			5,000.00		
REESE, ROBERT & ANN	8130	(blank)		900.00				
REGIONAL GOVERNMENT SERVICES AUTH.	8221	(blank)	25,843.75					
RENE'S AQUATICS	1366	(blank)			1,750.00			
RESOURCEX	8084	(blank)	25,000.00					
REZENDES, DILLON	8243	(blank)	141.00	12.75				
RHODES, NATHAN	8105	(blank)		243.00				
RICHARDS WATSON GERSHON	7337	(blank)	639,707.01	404,126.48	531,854.01	586,295.26	509,920.97	253,476.35
RICHARDS, CAROLINE	8197	(blank)		800.00				
RICHARDS, LORENA	7396	(blank)	195.00	180.00	322.60	298.37	284.98	178.40
RINALDI, LORETTA	5424	(blank)	195.00	180.00	68.78	140.28	132.26	65.91
RINCON CONSULTANTS, INC.	8003	(blank)	8,233.50	51,165.00	29,439.50			
RIOS, BERTA	6571	(blank)	195.00	180.00	248.42	65.41	71.00	165.55
RIV. CO. CLERK RECORDER	1327	(blank)	150.00		7,181.00	3,665.25	926.50	3,909.25
RIV. CO. DEPT OF ENVIRONMENTAL	3097	(blank)	912.07	1,417.42	366.08	279.00	139.50	148.07
RIV. CO. DIV. OF WEIGHTS & MEASURES	1612	(blank)	125.20					
RIV. CO. FIRE DEPARTMENT	1643	(blank)	2,543,592.28	1,608,075.18	2,233,542.14	1,606,799.75	1,597,448.23	1,624,978.54
RIV. CO. FLOOD CONTROL	1321	(blank)	99,154.00	9,436.00		7,790.72	35,592.00	
RIV. CO. HEALTH SVCS AGENCY	2526	(blank)	3,548.00	3,040.00	3,155.00	3,429.00	3,309.20	3,029.00
RIV. CO. REGISTRAR OF VOTER	3786	(blank)	19,784.50					
RIV. CO. SHERIFF'S DEPARTMENT	1642	(blank)	32,233.00	31,125.00	31,044.00	31,282.00	31,068.00	30,834.00
RIV. CO. TLMA ADMINISTRATION	1329	(blank)		306.00	455.00			
RIVCO EMD	8335	(blank)	33,750.00					
RIVERA, KATHLEEN	7529	(blank)	195.00	180.00	125.17	80.38	114.78	
RIVERSIDE COUNTY SHERIFF DEPARTMENT	1332	(blank)	37,823.84					
RIVERSIDE COUNTY SHERIFF-PSEC	2938	(blank)	45,738.75	34,974.94	39,157.96	22,720.00	11,641.24	
RIVERSIDE POLICE DEPARTMENT	3455	(blank)		880.00				
RIVERSIDE PUBLIC UTILITIES	4433	(blank)	16,552,314.31	14,102,539.05	12,553,879.87	12,098,211.55	14,109,515.91	11,239,310.11
RIVERSIDE UNIVERSITY HEALTH SYSTEM	7998	(blank)	1,200.00	2,400.00	3,600.00			
RIVERSIDE, COUNTY OF	1317	(blank)	3,568.00	3,645.20	4,034.10	5,764.70	10,593.70	3,812.10
	1319	(blank)	8,489.49	7,165.73	7,266.66	7,659.02	6,359.59	6,308.11
ROBBINS, CLIFFORD & NANCY	8202	(blank)		1,200.00				
ROBERT HALF INTERNATIONAL	5151	(blank)	125,539.84					
ROBINSON, BRANDON A	6532	(blank)	564.58		76.20	472.46	642.05	357.25
ROBINSON, CLARK	8365	(blank)	1,500.00					
ROBLEE, DAVID	7394	(blank)		250.00	2,217.19	4,000.00	2,480.77	316.00
ROBLES, DIONA FLEMING	6416	(blank)					300.00	1,015.99
ROBLES, ISRAEL	7371	(blank)		145.31	161.54	187.63		32.80
ROBLES, LOURDES	8444	(blank)	50.72					

Vendor By Fund By Period

			23	22	21	20	19	18
Vendor Name	Vendor No	Fund						
ROCKWELL ENGINEERING & EQUIPMENT	8204	(blank)	36,388.09					
ROCKWELL, AMBER	6071	(blank)		487.00	570.33	839.04	1,059.24	4,500.00
RODRIGUEZ, MARINA	8207	(blank)		1,800.00				
ROEBUCK, ALYSSA	8086	(blank)	918.00	89.25				
ROMAN, ANDREA	7372	(blank)	143.79	79.05	61.38	163.50	50.72	110.84
ROMO PLANNING GROUP, INC.	6122	(blank)	68,520.00	210,902.50	140,543.80	67,071.00	228,960.00	84,400.00
RON TURLEY ASSOCIATES INC	1341	(blank)		5,068.80	4,608.00	4,965.12		8,489.39
RON'S BEE SERVICE	6645	(blank)	1,900.00	150.00		800.00	2,150.00	1,600.00
ROOT, GARY & JUDITH	6267	(blank)	161.29	185.76	181.31	194.56	31.94	
ROQUET CONSTRUCTION INC	7277	(blank)		24,500.00				2,780.00
ROSADO, HERIBERTO	7373	(blank)		236.61	87.74	152.93		97.44
ROTE, RICHARD	8390	(blank)	2,400.00					
ROW TRAFFIC SAFETY, INC	6730	(blank)	10,368.71				4,375.79	4,282.36
ROWLAND, JORDAN	8169	(blank)	302.00	225.00				
ROWLEY, KATHLEEN	7590	(blank)	66.41				55.31	
ROYAL WHOLESALE ELECTRIC	5894	(blank)	8,958.18	14,849.70	17,014.51	18,098.70		
RSG, INC	8091	(blank)						
RUBIO, RAMON	6289	(blank)						115.75
RUBIO, SERGIO	7983	(blank)	209.98		300.00			
RUELAS, ELIAS	7006	(blank)	195.00	180.00	180.00	180.00	68.31	135.32
RUFFIN, STEPHEN	6268	(blank)	228.55	243.30	227.29	326.86	58.59	85.61
RUGENSTEIN, CHARLES	7374	(blank)		148.66	175.85	214.53		62.29
RUNYON SURFACE PREP CO. LLC	8193	(blank)						
RUSH, ADAM	7631	(blank)	411.92	129.30		156.64		
RWC GROUP	8456	(blank)	3,768.77					
SAFARI, PATRICK	8448	(blank)	297.00					
SAFETY NETWORK TRAFFIC SIGNS, INC	8104	(blank)	3,381.32	1,498.80				
SAMPSON, LAURIE	7113	(blank)	1,183.43		295.24	27.99	84.00	1,118.45
SAN BERNARDINO CO TREASURER	3762	(blank)		1,579.32	1,536.54	1,501.28	1,144.88	
SAN BERNARDINO CO. FLEET MGMT	8217	(blank)		9,000.00				
SAN BERNARDINO PUBLIC EMPLOYEES	5998	(blank)	17,673.02	16,303.15	14,240.91	12,122.70	9,915.43	7,326.40
SAN GORGONIO MEMORIAL HOSPITAL	1353	(blank)	1,393.41				60.00	4,118.34
SAN GORGONIO PASS ROTARY CLUB	3032	(blank)	(66.00)				50.00	50.00
SAN GORGONIO PASS WATER AGENCY	3125	(blank)	13,965.00	23,940.00		49,875.00	69,740.00	196,857.00
SANCHEZ, ALBERTO	8024	(blank)	773.36					
SANDERS, ROBERT	5392	(blank)	195.00	300.00	360.00	342.16	317.27	305.17
SANDHU, AMRITPAL	8227	(blank)	98.50	89.25				
SANDOVAL, ANA	5146	(blank)	250.00		4,000.00	4,151.25	300.00	244.75
SANTA ANA WATERSHED PROJ AUTHORITY	6965	(blank)	24,583.00	23,283.00	15,308.00	16,796.00	13,712.00	14,019.00

Vendor By Fund By Period

			23	22	21	20	19	18
Vendor Name	Vendor No	Fund						
SANTANA, GRACE	8113	(blank)		159.20				
SATEC, INC	7740	(blank)						
SATELLITE PHONE STORE	7156	(blank)		2,454.70	2,565.45	2,509.65	1,945.92	2,509.53
	8235	(blank)	2,771.55					
SAYESKI, CHRISTOPHER	7323	(blank)		108.50	108.45	216.72	5,152.00	36.00
SC FUELS	7727	(blank)	372,609.80	338,086.42	239,547.68	218,795.94		
SCA OF CA, LLC	8231	(blank)	85,137.00	6,390.00				
SCCI, INC DBA	5336	(blank)	4,570.00	3,250.00	4,250.00	5,355.00	3,500.00	3,600.00
SCHLENSKER, PETER & DEBORAH	6133	(blank)	2,170.00					
SCHOEN, BERNICE	8347	(blank)	2,400.00					
SCHULZE, DOUG	7501	(blank)	79.96	300.00		1,767.23	5,750.00	
SEAFOSS, RICHARD	8127	(blank)		900.00				
SEDERSTROM, ROBERT D	8358	(blank)	1,200.00					
SERRANO INTERPRETING	8171	(blank)		425.00				
SERRANO, DIANA	7705	(blank)	457.25	135.00	250.00	850.00		
SERRANO, JEFF	7589	(blank)	85.08	102.51	167.48	268.96	287.03	
SGP DESIGN AND PRINT	5901	(blank)	12,496.07	4,402.31	5,641.58	2,852.51	1,331.82	1,873.42
SHADNAGLE, ALEXIS	7756	(blank)	712.42			1,500.00		
SHEARER, GARY R	8182	(blank)		274.76				
SHELDON, STANLEY	8348	(blank)	800.00					
SHERMAN, JANET	8180	(blank)		1,800.00				
SHRED-IT USA, LLC	6993	(blank)	3,672.59	1,759.26	1,866.43	3,357.58	1,914.45	2,178.00
SHUBIN, DEBORAH	1363	(blank)		250.00	250.00	192.00		390.00
SIBOLE, KOLEEN	7876	(blank)	175.52			50.87		
SIEMENS INDUSTRY, INC	6611	(blank)		630.00	25,737.79	16,274.27	15,032.52	13,641.06
SIEMENS MOBILITY INC	8120	(blank)	1,484.10	23,454.88				
SIGNATURE PUBLIC FUNDING CORP	8359	(blank)	195,949.81					
SIN, KEVIN	7429	(blank)	264.96		204.97			300.00
SIQUEIROS, JUANA	8415	(blank)	32.50					
SIRCHIE ACQUISTION CO LLC	3716	(blank)		342.33	109.48	1,012.47	422.98	611.06
SITEONE LANDSCAPE SUPPLY	7095	(blank)	4,385.45	5,335.85	12,288.14	10,079.54	6,239.27	7,958.69
SKILLS, INC	7470	(blank)		6,814.02		4,160.00	20,200.00	
SKINNER, DEBORAH & ROY	7199	(blank)	195.00	180.00	308.78	261.71	265.51	254.47
SMART & FINAL	1561	(blank)	2,226.28	2,048.98	294.48	2,474.96	3,774.30	3,619.51
SMITH, BRANDON	6127	(blank)	4,194.64	520.16	2,619.46	3,577.84	693.00	1,073.00
SMITH, JASON	4391	(blank)	404.00	84.76		259.50	675.75	152.00
SMITH, JOHN	7298	(blank)	195.00	180.00	180.00	344.63	360.24	360.24
SMITH, MICHAEL	8181	(blank)		1,200.00				
SO CAL ARBOR CARE INC	7785	(blank)	21,477.00					

Vendor By Fund By Period

			23	22	21	20	19	18
Vendor Name	Vendor No	Fund						
SO CAL JOINT POLE COMMITTEE	1373	(blank)	9,031.47	12,993.23	7,740.08	6,963.40	7,563.47	6,792.93
SOFTWARE ONE, INC	7083	(blank)	83,903.07	79,560.17	66,767.20	64,341.39	50,951.90	48,230.08
SOLANO, PATRICIA	7815	(blank)	195.00	180.00	360.00	180.00		
SONSRAY FLEET SERVICES	4753	(blank)			3,339.31	2,672.32	1,385.72	337.11
SONSRAY MACHINERY LLC	6565	(blank)	14,326.56	7,620.22	14,514.25	29,771.99	4,938.57	4,844.02
SORIANO, RICHARD	7037	(blank)	805.00	250.00	6,214.62	4,739.00		32.00
SOUTH COAST AIR QUALITY	1370	(blank)	6,326.56	5,329.26	5,097.70	5,718.27	4,518.62	6,341.00
SOUTHERN CALIFORNIA EDISON	1371	(blank)	27,798.07	22,336.74	14,031.61	10,625.23	9,713.43	12,997.73
SOUTHERN CALIFORNIA EDISON COMPANY	2535	(blank)	37,162.00	20,180.00		75,232.00	99,968.61	
SOUTHERN CALIFORNIA GAS CO	1376	(blank)	133,546.45	57,845.01	34,708.86	45,099.14	36,815.96	41,869.42
SOUTHWEST POWER POOL, INC	7488	(blank)	297.19	243.49		75.77	493.07	
SPANN, JOHN	8132	(blank)		2,400.00				
SPEER, AARON	8223	(blank)		80.00				
SPEER, KAYLA	8222	(blank)		200.00				
SPEERS, TANNER	8371	(blank)	102.00					
SPIDAWEB LLC	6762	(blank)		3,205.00		1,730.00		
SPL INC	8272	(blank)						
SPS VAR, LLC	4796	(blank)	3,883.00	3,475.00	4,740.00	5,050.00	8,630.00	2,036.66
SSD ALARM	8046	(blank)		18,164.40	1,063.50			
STAFFORD, CHERYL	7246	(blank)	380.00		250.00	250.00		82.00
STAGECOACH DAYS ASSOCIATION	6989	(blank)	140,547.29	31,000.00		26,776.00	26,326.00	27,250.00
STANDARD INSURANCE COMPANY	8166	(blank)	74,417.80	86,192.73				
STANTEC CONSULTING SERVICES, INC	7138	(blank)		7,511.00	8,903.07	1,478.68	31,463.75	100,089.64
STAPLES BUSINESS ADVANTAGE	7084	(blank)	39,849.47	30,334.47	32,535.41	48,369.09	18,059.18	
STARK, MARY	8474	(blank)	1,200.00					
STAT URGENT CARE	8079	(blank)		105.00				
STATE OF CALIFORNIA DOJ	4000	(blank)	16,175.96	13,446.96	8,856.96	16,388.96	16,381.96	18,308.96
STATE WATER RESOURCES CONTROL	2452	(blank)	106,389.36	100,599.34	375,594.43	372,139.11	364,027.71	372,012.71
	6849	(blank)	280.00	370.00	410.00	350.00	210.00	585.00
	1390	(blank)						4,341.00
STATEWIDE EMERGENCY SERVICES	8164	(blank)		3,232.50				
STATEWIDE TOWING & RECOVERY, INC	3952	(blank)	5,750.00	425.00	1,785.00	2,095.00	2,167.00	2,109.00
STC TRAFFIC INC	8249	(blank)	46,282.50					
STEEN, MICHAEL	8366	(blank)	1,200.00					
STEFFENS, JIM	6390	(blank)				300.00	1,660.02	542.70
STERLING TALENT SOLUTIONS	7132	(blank)	395.24	352.60			1,733.42	2,407.02
STEVEN ENTERPRISES INC	4269	(blank)		8,968.86		232.65	854.34	973.47
STEWART, TYKE & MARY	7588	(blank)		16.32	106.62	103.73	3.21	
STONE, CHERYLL	7001	(blank)	156.17			160.35	99.98	90.48

Vendor By Fund By Period

			23	22	21	20	19	18
Vendor Name	Vendor No	Fund						
STONE, DIANE	6270	(blank)	235.46	229.11	240.78	366.74	241.16	250.04
STONE, IDA	7264	(blank)	195.00	180.00	256.44	166.05	163.97	168.42
STONE, PAMELA	5524	(blank)		649.25	250.00	250.00		3,456.93
STRATEGIC GOVERNMENT RESOURCES	8233	(blank)	99.00	7,666.67				
STUART, DAMON	5657	(blank)				250.00	160.76	538.00
STUART, HOLLY	5562	(blank)				35.53	747.14	300.00
STURM, ADAM	8452	(blank)	9.17					
STV INCORPORATED	8076	(blank)	4,872.50	13,352.50				
SUCCESS ESCROW	8247	(blank)		2,250.00				
SUN RIDGE SYSTEMS INC	4772	(blank)	25,033.75	39,258.00	20,791.00	25,866.00	22,322.00	21,772.00
SUPERION	7253	(blank)	4,442.83	124,244.13	29,639.16	122,945.98	91,680.80	91,862.60
SURVALENT TECHNOLOGY CORP	6169	(blank)	15,800.00		38,466.00			12,825.00
SWANK MOTION PICTURES, INC.	7649	(blank)		2,175.00		1,620.00		
SWIFTCOMPLY US OPCO, INC	8119	(blank)		4,459.15				
SYMMES, WILLIAM	6273	(blank)	1,341.35	181.28	172.04	188.70	16.95	8.00
SYNAGRO-WWT, INC	7152	(blank)	12,822.31	300,808.84		18,995.74	16,709.80	4,024.04
SYSTEMS INTEGRATED	7737	(blank)		285,415.00				
TASC	5885	(blank)	97,506.04	128,173.91	118,386.06	102,505.81	79,079.15	99,331.10
TATE, BOBBY	7586	(blank)		161.52	90.63		93.87	
TAYLOR, RICHARD AND JUDY	8349	(blank)	1,800.00					
TAYLOR'S PLUMBING LLC	8110	(blank)	902.64	2,260.50				
TEC EQUIPMENT, INC	7997	(blank)	3,807.27	4,883.09	5,852.21			
TECHLINE SPORTS LIGHTING LLC	8241	(blank)	10,121.98					
TECHNOLOGY UNLIMITED INC	5005	(blank)	825.00	785.00	785.00	785.00	785.00	785.00
TECHSMITH CORPORATION	8384	(blank)	837.46					
TELEPACIFIC COMMUNICATIONS	6583	(blank)	35,943.53	36,769.88	32,263.43	29,224.94	26,200.80	24,689.00
TELREPCO	8258	(blank)						
TERMINIX COMMERCIAL	1802	(blank)	11,868.50	1,105.00		3,900.00		2,077.00
TERMINIX INTERNATIONAL	8429	(blank)	850.00					
TERMONFILS, KEVIN	8085	(blank)	836.25	219.50				
THAVIXAY, JENNIFER	8443	(blank)	254.81					
THE CART GUY	6742	(blank)						
THE HOME DEPOT PRO	8214	(blank)		3,770.26				
THE MEJORANDO GROUP	8012	(blank)			7,489.92			
THE MOBILE TURTLE	7699	(blank)	3,060.00	13,020.00	19,080.00	9,465.00		
THE PARK CATALOG	8298	(blank)						
THESIER, DEREK	4985	(blank)	7,870.00	4,156.16	20,262.50	885.33	3,951.25	591.89
THOMPSON, JAMES	5778	(blank)	250.00	250.00	250.00			300.00
THOMSON REUTERS - WEST	1447	(blank)	226.92	189.10	189.10	213.56	41.48	37.71

Vendor By Fund By Period

			23	22	21	20	19	18
Vendor Name	Vendor No	Fund						
THORNTON, CHRIS	5804	(blank)		148.00	87.40	152.00		414.00
THORNTON, MEL	6766	(blank)	315.00	300.00	600.00	300.00	439.19	454.76
TIME WARNER CABLE	4412	(blank)	16,877.98	16,657.40	10,410.83	11,127.15	9,166.52	8,482.00
TIME WARNER CABLE (086811201)	8151	(blank)	742.77	370.65				
TIME WARNER/CHARTER	8150	(blank)	5,882.14	4,709.56				
TIMECLOCK PLUS, LLC	8387	(blank)	1,980.00					
TITAN ENVIRONMENTAL SOLUTIONS, INC	6752	(blank)		3,915.00	4,800.00			3,198.00
TKE ENGINEERING, INC	6861	(blank)		2,775.00	12,240.00			
T-MOBILE	6743	(blank)	325.00	1,320.00	408.00		765.00	1,326.00
TOM BELL CHEVROLET	416	(blank)	267.68	5,586.70				
TOP-LINE INDUSTRIAL SUPPLY, LCC	7976	(blank)	732.27	879.43	2,235.08			
TORRES, IVANO	6419	(blank)	249.00					32.00
TOTAL-WESTERN, INC	4326	(blank)	22,183.49	3,507.33	3,880.00	9,535.00	3,200.00	2,775.00
TRANSTECH ENGINEERS, INC	7878	(blank)	31,567.50	147,077.00	30,412.50			
TRANSTRACK SYSTEMS INC	8230	(blank)	38,466.21	6,000.00				
TREICHLER, JOHN	6271	(blank)	22.54	165.02	148.21	71.38	29.04	40.02
TREMBLY, CHRIS	7520	(blank)	345.45	240.86		250.00	434.00	
TRENCH SHORING COMPANY	4540	(blank)	270.00	2,053.36	2,435.30	1,546.90	954.70	942.00
TRI COUNTY PUMP COMPANY	6808	(blank)				20,320.35	19,789.21	9,151.09
TRI-GLOBAL TECHNOLOGIES, LLC	7874	(blank)	14,745.00			2,985.00		
TRILLIUM SOLUTIONS, INC	7941	(blank)	3,000.00	3,000.00	79,830.00			
TRI-POINTE HOMES IE-SD INC	8323	(blank)	94,680.70					
TRUCK WORKS, INC	8174	(blank)	4,755.05					
TRULLION	8304	(blank)	21,000.00					
TRUNNEL, DEBBIE	8353	(blank)	8,183.00					
TURBO DATA SYSTEMS INC	2403	(blank)	1,867.69	1,873.57	1,704.44	2,073.89	2,667.10	2,449.27
TURBOSCAPE, INC	8081	(blank)	9,270.00	11,760.00				
U.S. BANK	3590	(blank)	4,693,560.97	4,749,618.32	4,640,915.83	4,743,239.47	4,608,918.16	4,012,260.07
ULINE	3623	(blank)		4,485.88	3,164.78	3,505.17	1,764.55	2,643.23
ULTIMATE MAINTENANCE SERVICES, INC	7913	(blank)	1,500.00		30,240.00			
UNDERGROUND SERVICE ALERT	871	(blank)	1,646.07	1,811.68	1,630.59	1,494.10	1,125.46	865.55
UNITED STATES POSTAL SERVICE	1422	(blank)	960.00	904.00	744.00	690.00	865.00	829.00
	3770	(blank)				20,000.00	20,000.00	15,000.00
UNITED TRANSMISSION EXCHANGE	7919	(blank)	517.50	4,173.94				
	3732	(blank)				205.00		
UNITED WATER WORKS, INC	6925	(blank)	23,932.62	3,552.15	34,228.51			190.34
URBAN FUTURES INCORPORATED	4124	(blank)				1,012.50	675.00	2,407.50
URENA-PEREZ, RITA	8382	(blank)	32.50					
USABBLUEBOOK	1993	(blank)	5,898.73	16,550.93		1,508.62	4,086.99	1,110.59

Vendor By Fund By Period

			23	22	21	20	19	18
Vendor Name	Vendor No	Fund						
USDA FOREST SERVICE	2577	(blank)	2,184.22	1,101.89	1,081.49		1,041.91	1,020.08
UTILITY ACCOUNTING EDUCATION	8173	(blank)		3,125.00				
UTILITY CRANE AND EQUIPMENT	6782	(blank)	9,473.35	1,317.00		1,470.15		
UTILITY ENERGY FORUM	8433	(blank)	4,110.00					
VACA, YVETTE	7933	(blank)	3,915.97	213.25	25.50			
VALENCIA, MARIBEL	7503	(blank)	195.00	180.00	277.59	150.04	249.65	
VAN WHY, BRUCE & LILLIAN	7181	(blank)	197.97	88.19	10.36	200.48		109.88
VANCE CORPORATION	8175	(blank)	17,000.00	539,408.58				
VARDANYAN, ANDRANIK	8134	(blank)		24.75				
VARGAS, MARIA	7236	(blank)	415.75	301.50	76.50	186.00	246.30	
VCS ENVIRONMENTAL	8296	(blank)	4,166.40					
VELA, ARTURO	5501	(blank)	435.57			717.45	232.50	35.72
VELA, ARTURO M	7159	(blank)	195.00	180.00	180.00	128.99	136.58	278.89
VEOLIA TECHNICAL SOLUTIONS	7847	(blank)	175.55					
VEOLIA WATER CONTRACT OPERATIONS US	7007	(blank)	637,326.00	587,394.00	574,749.00	574,749.00	549,135.00	508,797.00
VERIZON WIRELESS SERVICES, LLC	5369	(blank)	65,278.37	58,837.61	59,870.39	50,070.28	37,481.29	32,990.72
VERSATILE INFORMATION PRODUCTS	445	(blank)	2,200.00	2,095.00	1,995.00	16,294.62		157.10
VILLEGAS, JOSE	7042	(blank)	315.00	300.00	600.00	300.00	187.52	189.21
VIRTUAL PROJECT MANAGER, LLC	7885	(blank)	10,000.00	9,000.00	8,000.00			
VISION SECURITY SYSTEMS	6143	(blank)	33,821.66	9,230.68	34,955.66	27,905.05	17,191.56	4,153.23
VISTA PAINT	1890	(blank)	10,284.79	10,440.59	2,083.19	1,939.88	1,125.98	3,212.07
VOLVO CONSTRUCTION EQUIPMENT & SALE	5944	(blank)			1,707.72		727.82	
VORISEK, ADAM	7375	(blank)	214.16	222.64	314.65	505.59	369.75	247.17
VULCAN MATERIALS	6650	(blank)	10,007.81	7,778.69	8,060.17	7,664.79	6,911.80	9,672.43
WAGES, ROBERT & ANN	7182	(blank)	172.72	200.72	205.34	277.15	83.98	105.62
WALKER, BRIAN	4984	(blank)	882.28	5,608.99	12.00	3,004.83	12.00	4,053.69
WALKER, LORRAINE	8449	(blank)	316.32					
WALLACE, A'JA	8189	(blank)		300.00				
WALLACE, COLLEEN	7576	(blank)	1,313.70	524.16		1,116.52	310.31	
WALTER STANLEY COS, LLC	7282	(blank)	437.31	457.06	233.69	1,000.26	395.07	636.87
WARE, KENNITH	5139	(blank)					82.87	645.80
WASHINGTON, MARK	6962	(blank)	206.28		250.00	146.00		211.00
WASTE MANAGEMENT OF THE IE	1437	(blank)		23,557.87	1,877.90		1,845.60	8,260.66
WASTE MANAGEMENT OF THE IE	1436	(blank)	18,795.92	555,376.61	2,415,985.81	2,411,891.76	2,022,703.55	2,229,716.78
WATER ENVIRONMENT FEDERATION	6165	(blank)	150.00	145.00			20.00	
WATERLINE TECHNOLOGIES, INC	6918	(blank)	8,266.53	4,617.04	440.32	808.00		2,994.31
WATKINS, SHERON	8391	(blank)	2,400.00					
WCT PRODUCTS, INC	7575	(blank)	11,444.66		563.27	18,080.66	4,999.00	
WEBB MUNICIPAL FINANCE, LLC	7680	(blank)						

Vendor By Fund By Period

			23	22	21	20	19	18
Vendor Name	Vendor No	Fund						
WEBSEDGE LIMITED	7080	(blank)		22,500.00				
WEBSTER, JAN	8131	(blank)		3,000.00				
WEBSTER, LON	5390	(blank)	315.00	300.00	600.00	400.23	348.72	354.94
WEG TRANSFORMERS USA LLC	8192	(blank)	1,284,540.00	758,400.00				
WEINBERG, MARK & JUDY	7183	(blank)	73.88	164.04		219.76	105.71	134.24
WELDOR'S SUPPLY AND STEEL	7249	(blank)	826.79	363.37	186.43	300.71	785.10	3,505.16
WELLS FARGO BANK	2256	(blank)	9,677,631.47	10,026,865.88	8,294,941.34	7,904,921.20	7,340,705.70	6,560,268.86
	4228	(blank)	8,000.00	8,000.00	7,600.00	6,900.00	11,671.85	39,217.10
WELLS FARGO CARD SERVICES INC	4821	(blank)	494,672.32	341,825.26	123,701.72	119,815.80	59,961.82	38,988.63
WEST & ASSOCIATES ENGINEERING, INC	8018	(blank)			19,827.00			
WEST COAST SAFETY SUPPLY CO., INC	3416	(blank)			355.43			140.79
WEST COAST SAND & GRAVEL, INC.	7381	(blank)	15,709.65	5,116.91	12,810.74	6,220.71	6,953.50	412.33
WESTERN AUDIO VISUAL & SECURITY	6053	(blank)			208,609.32	1,285.86		
WESTERN CONSTRUCTION SPECIALISTS	8303	(blank)	225,468.00					
WESTERN EXTERMINATOR COMPANY	7690	(blank)	190.00	2,800.00	30,447.00	12,845.00		
WESTERN MUNICIPAL WATER DISTRICT	7021	(blank)	1,150.00	750.00	700.00	700.00	800.00	
WESTERN RIVERSIDE COUNTY	5026	(blank)	60,781.75	19,143.00	141,646.00	1,052,439.34	4,208.00	5,126.77
WESTRICK, FERNE	6560	(blank)	23.91	159.30	125.82	19.50	8.00	32.19
WESTRUX INTERNATIONAL INC	143	(blank)	5,495.18	797.75	818.74	3,537.73	5,094.92	16,212.17
WHITE BRENNER LLP	8161	(blank)		5,296.95				
WHITE CAP LP	2836	(blank)						
WHITE, BEVERLY	6359	(blank)	195.00	180.00	360.00	295.01	311.11	322.86
WHITMAN, REQUARDT & ASSOCIATES, LLP	7784	(blank)			150.00	300.00		
WHOOSTER, INC	7661	(blank)			1,300.00	1,300.00		
WIEGAND, JOHN & SHARON	6275	(blank)	173.19	63.82		265.68	25.20	89.52
WILBUR'S POWER EQUIPMENT	466	(blank)	4,192.06	3,600.64	817.43			
WILCE, MARLENE	6230	(blank)	150.00	120.00	260.00	95.27	101.64	168.45
WILCOX, ROBERT	8485	(blank)	117.47					
WILLDAN ENGINEERING	6184	(blank)	522,040.00	504,212.50	478,735.00	249,222.50		
WILLDAN FINANCIAL SERVICES	2971	(blank)	4,446.35	4,374.00	10,070.09	17,395.13	27,839.97	56,638.05
WILLIAMS SCOTSMAN, INC	1357	(blank)	51,477.08					
WILLIAMS, JOHN	7867	(blank)		227.76	193.38	412.03		
WILLIAMS, JOHN	7585	(blank)	216.84				102.56	
WILSON, MILDRED	8035	(blank)			208.03			
WILSON, STEPHANIE	8201	(blank)		1,800.00				
WIREMAN, RHONDA	6236	(blank)	195.00	270.00		127.99	306.25	291.93
WISECARVER, COLLETTE	8381	(blank)	175.00					
WITTMAN ENTERPRISES, LLC	8022	(blank)	45,856.75	43,005.00	31,770.00			
WOOD, RONALD & JUDY	7868	(blank)	163.25		120.64	231.60		

Vendor By Fund By Period

			23	22	21	20	19	18
Vendor Name	Vendor No	Fund						
WOODARD & CURRAN, INC	7220	(blank)					15,112.85	629,057.24
WRCOG	2690	(blank)	15,019.95	7,882.18	9,929.71	35,249.81	31,584.67	31,577.70
WRIGHT, RALPH	7846	(blank)		159.50	300.00	315.43		
WURTZ, JAMES	8028	(blank)		1,437.83	24.45			
XENIA PACIFIC, INC	6662	(blank)	9,584.64	8,066.29	5,906.32	2,733.60	3,515.35	390.06
XTREME RESCUE INC	8439	(blank)						
XYLEM DEWATERING SOLUTIONS, INC	6011	(blank)		59,346.76	3,976.28		4,136.52	
XYLEM WATER SOLUTIONS USA, INC	8071	(blank)		46,918.12				
YANG, CHE	7143	(blank)		148.96		128.50	142.35	229.55
YORK, RICHARD	7376	(blank)	241.40	268.92	226.11	125.51		492.25
YOUNG, CARLA	5375	(blank)	711.86	1,302.00		1,527.34	581.02	609.26
YOUNG, RICHARD	7583	(blank)	171.60	172.60	172.10	219.25	36.10	
YOUNGBLOOD, RICHARD	2857	(blank)	38.25	12.75	280.40	199.00		92.00
YUNEX, LLC	8096	(blank)	3,921.13					
ZENCITY TECHNOLOGIES US, INC	8190	(blank)	42,000.00	24,000.00				
ZENNER PERFORMANCE METERS, INC	6499	(blank)	246,879.65	279,986.73	532,098.66	423,539.64	46,636.50	12,821.79
ZOELLER, SUSAN	5471	(blank)	195.00	180.00	180.00	111.60	107.80	106.44
RED HAWK SERVICES	7290	(blank)				426.39		5,630.29
ASCAP	4697	001 705 761				363.00	357.00	348.00
RAYNER, WILLIAM & FRANCES	7958	(blank)			2,400.00			
WINTERS, HEATHER	7584	(blank)				235.57	1.51	
DFM ASSOCIATES	1826	703				57.64	57.64	
ENEH, OBIORA	7859	670				312.43		
HAGEN, JOHN	7883	001			203.57	268.14		
HUERTA, JAVIER	8041	(blank)			27.57			
OBRY, DAVID & PAMELA	7004	(blank)				164.32	27.34	90.74
ORAVECZ, DELORAS	6833	(blank)			4.57	37.62	25.20	34.02
LAND ENGINEERING CONSULTANTS, INC	6632	(blank)			1,839.50			34,789.50
OPENGOV, INC	7618	(blank)	57,000.00	68,100.00	45,000.00	45,000.00		
SERVIAM BY WRIGHT LLP	7131	(blank)	20,842.94	55,627.22	15,086.21	80,008.37	20,532.62	38,342.26
WILDLIFE CONTROL SERVICE INC	7605	(blank)			4,100.00	6,360.00	795.00	
A & A FENCE CO INC	3708	001 810						109.52 1,117.24
A & A FENCE CO. INC.	7762	810			1,467.15			
A.C.VROMAN, INC	7419	001						
A-1 APPLIANCE CENTER	7517	001					60.23	
ABB INC	3798	001				161,665.95		

Vendor By Fund By Period

			23	22	21	20	19	18
Vendor Name	Vendor No	Fund						
ABB INC	3798	101						
		660			31,456.54	50,751.33		
		661						
		681						
		683						
ACTION DOOR CONTROLS INC	4727	101						378.56
		102						
		673					195.00	
		840						
ADAMSON POLICE PRODUCTS	534	101						
		102						
		673			336.66			
		840						
ADK APPRAISALS SERVICES	7617	101					2,500.00	
		840					3,200.00	
ADRIAN, MARION	6613	101					81.45	
		660						84.32
		673				32.39	90.04	
		840				72.86	58.54	
ADRIAN, TERRY	7525	673					600.00	
ADVANCE REFRIGERATION & ICE	6734	101			1,008.09			
		102						
		660			247.00			
		673			247.00			2,965.75
		840			1,615.28			889.88
ADVANCED PROCESSING & IMAGING, INC	5333	101						
		102						
		680					19,602.00	
		702						19,602.00
ADVANCED TELEMETRY SYSTEMS	1752	702				960.00		
AETNA LIFE INSURANCE	6917	702						450.40
AGRISERVE PEST CONTROL, INC.	7947	702			9,133.44			
AIR & HOSE SOURCE INC	4956	001				901.64		
		700						131.28
		702				60.34		
		704						295.87
AIR DELIGHTS, INC	7521	001					7.65	
		102						
		660					849.13	

Vendor By Fund By Period

			23	22	21	20	19	18
Vendor Name	Vendor No	Fund						
AIR DELIGHTS, INC	7521	704					41.89	
AIR RESOURCES BOARD	6408	102				38,079.00	31,893.00	24,744.00
ALL PURPOSE RENTALS, LLC	1819	001 670			203.50	200.20		
ALL WEATHER, INC	6736	001 670 675			2,250.00	2,250.00	4,500.00	2,200.00 2,200.00
ALLDATA, LLC	5787	001 675				1,500.00		1,500.00
ALLEN, MICHAEL	6626	001 100 670 690					179.07 98.02 178.07	111.41
ALLSUP CORPORATION	4869	001 660						
ALPERT, ALAN	7825	660				2,400.00		
ALTA PACIFIC BANK - ESCROW ACCOUNT	7438	001 660					0.00 12,248.84	
ALTURA CREDIT UNION	2298	001						1,060.00
ALUM-LINE, INC	7732	001 670				6,099.79 (384.79)		
ALVARADO, NAVIL	7853	001 670			218.94	161.48		
ALVAREZ, GEORGE	7387	001						2,000.00
AMERICAN NATIONAL RED CROSS	7425	660 680					94.31	
AMERICAN PUBLIC POWER ASSN	908	660 680			2,620.00	2,260.00	60.00 307.00	
AMERICAN SOCIETY OF CIVIL	3294	660 680			300.00	300.00	300.00	300.00
AMESTOY, THOMAS	7485	660					2,000.00	
AMIRSON, PETE	7160	660 680				109.52	42.40	
AMSTADTER, MARJORRIE	7293	680						600.00
ANDERSON, RUSSELL	8058	680			1,500.00			
ANDRADE, DANIELA	7197	660 680			36.46 8.79	408.22 144.44	521.47 64.32	324.32 225.79
ANDREWS, GERALD	7316	660						2,181.05
ANGEL AGUILA AKA A&A DJ	7257	660						

Vendor By Fund By Period

			23	22	21	20	19	18
Vendor Name	Vendor No	Fund						
ANGEL AGUILA AKA A&A DJ	7257	680						
APPLIED EARTHWORKS, INC	7198	001 704						
AREIAS, CALEB	7440	675				30.50	27.65	
ARMITAGE, STEVE	4970	675						150.63
ARRETICHE, RAYMOND	5310	670 675						12.00 20.00
ARROWHEAD SCIENTIFIC INC	4925	001				1,243.55		
ARROYO BACKGROUND INVESTIGATIONS	5132	001 670			7,150.00	11,405.00 900.00	13,060.38	8,130.00
ASHTON, LARA	7511	670 705 761					28.00 52.50 42.00	
ASPEN ENVIRONMENTAL GROUP	5685	001 660 670 761			333.65	376.40 1,138.50	27,260.46 1,430.41 444.75	158,965.05 9,113.47 18,657.28 42,712.91
ASSOC OF CA WATER AGENCIES	2146	001				980.00		
ASSOC OF ENVIRONMENTAL PROF	7581	670 761					225.00 225.00	
AT&T GLOBAL CUSTOMER CARE CENTER	4816	001 100						1,874.38 1,497.87
ATG AUTOMOTIVE TRAINING GROUP	7698	001				418.00		
ATKINSON, ANDELSON, LOYA, RUDD & RO	7460	001 670 703					5,500.00 5,500.00 6,040.00	
ATWORK FRANCHISE, INC	7526	001 222 660 670 675 680 703 761			600.62	39,268.75 22,184.37 7,187.38 14,849.05 1,647.46 1,418.74 2,424.24 27,599.02 11,830.97	14,582.53 10,875.61 4,698.82 2,472.90 3,591.74	
AVERY, ALEXANDRA	6772	001 660 670 705 761						4,187.17 80.00 32.00 48.00 64.00

Vendor By Fund By Period

			23	22	21	20	19	18
Vendor Name	Vendor No	Fund						
B & H FOTO & ELECTRONICS CORP	6638	001					663.55	1,878.14
		660						
		670						1,274.89
		761					244.63	
BAB STEERING HYDRAULICS INC	6000	001				544.51		
		660						
		670				2,330.05		
BADGETT, STEPHEN H	7324	001						126.26
		670						315.65
BAEZA, HECTOR	5644	670						112.00
BAKER & HOSTETLER LLP	7715	670				972.00		
BANNING OFFICE VENTURE LLC (VANIR)	7410	660						1,097,207.00
BANNING POLICE OFFICERS ASSOC	939	660			4,762.28	15,250.00	19,500.00	23,750.00
		661				4,100.00	2,100.00	
BANNING SAN GORGONIO PASS AREA	816	702					620.00	1,605.00
BANNING UNIFIED SCHOOL DIST.	2637	702			39,001.36	1,500.00	181.92	
BARBA, MARTIN	8059	600			2,400.00			
BARBER, CAROL	7056	001					111.17	120.04
		600						103.58
BARNETT, DAVID	7280	001						134.68
BARRIBAL, KATHRYN	7217	001						108.52
		810						130.14
BARSTOW, CINDY M	7144	001					300.00	
		680			250.00			
BARTLETT, ROBERT & DEANA	6556	001				69.62	134.63	142.33
BARTON, JUDITH MARGARET	6733	001						227.50
		761						157.50
BBVA COMPASS	6392	001			216,234.43	217,810.23	217,695.26	217,882.55
BEAR COMMUNICATIONS, INC	7137	001					357.73	4,093.42
BEAUMONT GLASS & DOOR	7400	001				628.01		
		660						
		670						347.91
		702						
BEAUMONT GLASS AND DOOR	6522	001					402.14	
BEAUMONT POLICE DEPT	6644	703					3,481.23	
BEAUMONT POWER EQUIPMENT	7579	001				123.49		
		660						12.46
		670						98.86
BEHAVIORAL ANALYSIS TRAINING, INC	7882	660				481.00		

Vendor By Fund By Period

			23	22	21	20	19	18
Vendor Name	Vendor No	Fund						
BEHAVIORAL ANALYSIS TRAINING, INC	7882	702				481.00		
BELFOR ENVIRONMENTAL, INC	6821	001				21,332.11		
		100				6,611.45		
		600					53,493.86	
		660					1,909.35	
		702						
		705						
BELFOR USA GROUP INC	7474	100						
		600						
BELL, FRANK	7022	001					203.82	471.94
BENDER, BEVERLY	6384	001				137.51	174.39	172.27
BENNETT, SALWYNNE	6902	001				128.37	136.68	156.80
BERMUDEZ MFG WELDING	7454	100						
		660						
		670					2,963.13	
		702						
BERNARD, KEVIN	6927	001						48.00
BERRES, MARK	7407	001					42.00	168.00
BEST BUY CO., INC.	2896	001						0.00
BIDDLE CONSULTING GROUP, INC	7702	001				1,710.64		
BILLHIMER, MARJORIE	5443	001				233.23	254.10	
		670						202.74
BJ'S RENTALS INC	7310	702				40.00	213.26	200.75
BLACK MARKET WINDOW TINT	7769	660			1,080.00			
		702			1,080.00			
BLACK MARKET WINDOW TINT	6911	001				380.00		
		702				1,440.00	340.00	180.00
BLACKFORD, CHARLES	7355	702				189.33	8.76	208.63
BLAND, KATIANA	7303	001						268.80
BLISS, JAMES	7719	001				1,500.00		
BMW MANAGEMENT, LLC	7516	704					5,000.00	
BOEHM, REGINA	7116	670				300.00		
		680					2,028.00	
		704					927.67	86.07
		761						1,920.00
BOGLE, BILL	7567	001					2,000.00	
BOGLE, JEAN	7568	001					1,500.00	
BONNER, STARLIN & DOLORES	7720	675				1,500.00		
BOSCH AUTOMOTIVE SER SOL INC	7456	660					230.00	

Vendor By Fund By Period

			23	22	21	20	19	18
Vendor Name	Vendor No	Fund						
BOSCH AUTOMOTIVE SER SOL INC	7456	761						
BOTTOM, THELMA	7828	670				900.00		
BOUSLOG, STACY	6498	001					599.99	
		670				266.76		
BOWEN, DOROTHY	6436	001					85.62	
BOWSER, CYNTHIA	7888	670				900.00		
BPS TACTICAL, INC	5542	001				522.59	598.01	1,196.03
		670				1,721.85		
		680						
		761						598.01
BRAGG CRANE SERVICE	2718	001			6,515.40			
BRANDON, KATHY	2883	001						16.00
BRAX COMPANY, INC	7901	001						
		670						
BREEDEN, DEWAINE	7570	001					900.00	
BRIANT, RAY	6250	761						0.00
BRIDGESTONE HOSEPOWER, LLC	7291	001						1,870.81
		660					3,805.23	
		670				407.98	366.68	
		673						456.15
		761						
		810					522.65	
BRINK, KATHY	7295	660						1,500.00
BROADCAST MICROWAVE SERVICES, INC	7155	001						
		660						
BROADLUX, INC	6182	675					5,857.67	
BROWN, ANDREW	7412	673						783.00
BROWN, ERIC	4044	673					21.54	
BROWN, KAREN	7964	001			900.00			
BROWN, STEVEN & DEBRA	7569	001					2,000.00	
BROWN, TIMOTHY	7855	001				294.10		
BROWNE, ANTHONY	7896	001				776.00		
BT SUPPLIES WEST	7311	001					5,286.18	667.03
		100					498.18	
		660					913.68	3,365.75
		670					2,075.56	2,081.37
		675				(544.21)		
		761				544.21		
BUDD-FALEN LAW OFFICES, LLC.	7651	001	10,500.00	1,190.00				

Vendor By Fund By Period

			23	22	21	20	19	18
Vendor Name	Vendor No	Fund						
BUDD-FALEN LAW OFFICES, LLC.	7651	100				30,505.97		
		670	9,100.00	12,950.00	4,340.00			
		675	11,620.00		13,020.00			
		761		11,205.00				
		810		3,290.00	43,117.34	14,979.99		
BUGS PLUS	7128	001						
		670						
		703						
BURCHINAL, DALE & SUSAN	7572	001				1,500.00		
BURLINGTON SAFETY LABORATORY	972	001						
		600					(4.07)	
		670					67.07	
BURNHAM, BARBARA	7386	001					1,500.00	
BUTCHER, CAROLE	8009	001			1,800.00			
CA. ST. DEPT. OF FISH AND WILDLIFE	4385	001						5,000.00
CA. ST. DEPT. OF TOXIC	3153	110						200.00
CALDER, MAX	7309	001						216.82
CALDERON, MARIE	980	702						500.00
CALHOUN, RAYMOND	7314	001				159.52	314.61	
		702						307.59
CALIFORNIA ASSOC FOR LOCAL ECO DEV	7540	702					795.00	
CALIFORNIA CHAMBER OF COMMERCE	5791	001					(3.69)	451.89
		660						(2.00)
		705				437.89	459.45	
CALIFORNIA COLLISION CENTER	8017	001						
		660			89.95			
CALIFORNIA REAL TIME NETWORK	7609	001					1,000.00	
CALIFORNIA SURVEYING & DRAFTING SUP	7552	001					11,869.74	
CALIFORNIA TOOL & WELDING SUPPLY	1648	001						980.95
CALIFORNIA YOUTH SPIRIT CORP, THE	7822	660				39.20		
		670				802.20		
CALLYO	7848	761				6,288.00		
CALPROMAX ENGINEERING, INC.	7660	702				857,102.31		
CANYON COPY & PRINT, INC	8002	700						
CAPRCBM	5663	001						225.00
CARDENAS, LUIS	7389	001						210.00
		100						90.00
CARPER, CATHY	7226	001					251.72	
		704						178.61

Vendor By Fund By Period

			23	22	21	20	19	18
Vendor Name	Vendor No	Fund						
CARRANZA, CORY	7163	704				127.34	40.57	4.26
CASSINO, CINDY	7741	001				55.80		
CATEGORY FIVE TECH INC	7625	001					580.00	
CAYO, BENJAMIN	5546	001				239.39	47.91	44.63
CDIAC	7809	001				1,005.00		
CESCOLINI, SALLY	6338	702						117.25
CHAPPAROSA, RITA	1588	702						178.88
CHAPPAROSA, TOM	4903	600						16.00
		702						16.00
CHARLES ABBOTT ASSOCIATES, INC	6901	001					3,031.29	
		600				2,952.50		
		670						
		675					24,030.02	
		702				56,695.04	64,067.87	148,875.40
		761					74,463.18	
		810					59,955.42	
CHARLES P CROWLEY CO INC	4999	702					1,593.61	
CHAVEZ, ANNA	6233	702				122.98	236.65	262.72
CHEMSEARCH	1733	702				374.04		
CHIEFFO, CATHERINE	7971	702			6,495.03			
CHIPOTLE MEXICAN GRILL	7477	702					1,450.00	
CHRIS TAYLOR'S PLUMBING	7770	702			1,948.89	832.98		
CHRIS TAYLOR'S PLUMBING	6381	702				1,602.54	1,833.94	6,832.25
CHRISTENSEN, JENNIFER	8044	702			463.00			
CHRISTY WHITE ASSOCIATES, INC	7436	702						
CHRISTY WHITE, INC.	7771	702				32,200.00		
CITIZEN'S HEARINGS & APPEALS	7704	702				500.00		
CITRIX SYSTEMS, INC	6646	702			1,808.00	1,812.96	1,808.00	1,808.00
CITY OF REDLANDS	7252	702				184.13		
CLASS ACTS AUTOBODY, INC.	7403	702						
CLAYTON, ROCHELLE	7141	702						360.00
CLEVELAND PRICE, INC	7894	702			8,154.52			
CLYMENS, RONNA	6433	702				203.72	206.58	195.84
COAST FITNESS	7930	702			327.36			
COBB, ROBERT	7747	702				2,500.00		
CODY, LINDA	6935	702						118.35
COLLATZ, ED	7748	702				2,500.00		
COLLINS, GOURLEY	4857	702						32.00
COMMERCIAL DOOR COMPANY, INC	2218	001						

Vendor By Fund By Period

			23	22	21	20	19	18
Vendor Name	Vendor No	Fund						
COMMERCIAL DOOR COMPANY, INC	2218	705						
COMMISSO, DOMINICK	7827	001				2,400.00		
COMMONWEALTH LAND TITLE	6030	001				700.00		
		690			(700.00)			
COMPRESSED AIR SPECIALTIES	2694	001						600.00
		110						
		610						
		660						457.94
COPELAND, RICHARD	7830	660				2,000.00		
		702				1,250.00		
CORA CONSTRUCTORS, INC	7915	680			222,947.98			
		702						
CORE AND MAIN, LP	7312	001				51,093.88	14,046.32	11,598.53
		100				0.00		2,263.72
		111					5,407.71	345.84
		670				2,545.37		21,652.76
		673				143.91		
		690					1,560.92	389.73
		702				2,675.91		
CORELOGIC INFORMATION SOLUTIONS INC	6214	001				400.04	1,166.76	1,850.12
		111				100.00	250.00	
		670						100.00
		690					316.68	
CORNER KEYSTONE CONSTRUCTION CORP	7354	001						
CORNERS INC	7546	001					10,000.00	
CORRAL, RAUL	5706	700						190.40
CORTEZ, TRINIDAD	7619	002				400.00		
		700						
COSGROVE, EDWARD	7294	700						2,500.00
COTTAGE, GREGORY	4700	002						16.00
		700						48.00
COUNTY OF RIVERSIDE-ANIMAL CONTROL	7461	002					15,236.00	
		700			167,615.78	154,094.50	115,206.40	
COURTESY CHEVROLET CENTER	7800	002				28,721.81		
COX, AMBER	7717	002				485.00		
COX, CRYSTAL L	7907	002				126.00		
CRANOR, TANDY & OLA	7449	002					(1,500.00)	
		700					1,500.00	
CREARTIVE MEDIA & DESIGN	7031	002				2,289.69		

Vendor By Fund By Period

			23	22	21	20	19	18
Vendor Name	Vendor No	Fund						
CREDITRON CORPORATION	6466	670 675			7,172.10	5,049.83	1,571.69	5,930.90
CULVER COMPANY	4331	670				332.60		
CULVER-NEWLIN	7088	670 675						2,291.84
CUMMISKEY, SHERRIE	8051	670			900.00			
CUSTOM TROPHIES & U-NEEK AWARDS	1031	001 670 675 761				540.91 301.70	2,505.82	891.91 1,420.14
CWEA SSO-WDR WORKSHOP	3452	660						310.00
CYBERTEK	6149	001 660 680				399.00		
D.C. HUMPHRYS CO, INC	7481	001					594.64	
D'SILVA, OLIVER	7499	001					270.00	
DAUGHERTY, DONNA	7826	001				900.00		
DAVIS, ADELINE	7749	001				2,000.00		
DAVIS, JOHN	7318	001						2,000.00
DAVIS, JONATHEN	7334	001						240.00
DAVISON, LOUIS	7858	001			171.93	370.64		
DC FROST ASSOCIATES, INC.	7255	100						4,587.13
DE ANDA, JULIE	7346	100						24.00
DE LA FUENTE, SONJA	6098	100				250.00	300.00	340.54
DE ROULE, HENRI	7721	100				259.75		
DECALS BY DESIGN, INC	6705	100					907.67	
DEERE & COMPANY	4917	100			4,868.15			
DENSON, LISA	7411	704						80.80
DEPARTMENT OF GENERAL SERVICES	7895	704				3,800.00		
DERRICOTTE, JOHN	7245	001 670						429.73 121.36
DESIGN WEST ENGINEERING	7062	001 810					1,485.00 2,227.50	14,720.00
DESJARDINS & PANTIZ, LLP	7810	001				0.00		
DEUTSCHE BANK TRUST CO AMERICAS	6652	001 703						1,100,500.00 1,445,000.00
DEX MEDIA	6781	703					324.07	361.22
DIAMOND MANUFACTURING INC.	1664	670			194.75			
DIAZ, ALEJANDRO	5383	670						554.14

Vendor By Fund By Period

			23	22	21	20	19	18
Vendor Name	Vendor No	Fund						
DIAZ, ALEJANDRO	5383	702						2,052.94
DIAZ, RICK	1050	670					535.06	
		702					209.80	
DIFFENDORF, DAVID	8015	675			900.00			
DINGMASTERS	4126	001						
		703				6,216.39		
DIRECTV	5552	001			61.25	169.06	128.89	103.50
		100					23.25	
		600					23.25	
		660				72.24	23.25	
		670				19.00	19.00	
		675						88.75
		702				23.25	23.25	
DISCOUNT CLEANING PRODUCTS, LLC	7662	001						
DISPLAY SALES CO.	4002	001					16,840.00	
DOLLAR TREE STORES	6424	001						
		761						
DONAHOO, HAROLD	8060	001			900.00			
DOOLEY ENTERPRISES, INC	634	001					8,103.34	
DOTY, MARJORIE	7408	001				162.79	139.16	
		610				90.20		
		670					292.78	
		702						166.37
DRIVELINE SERV OF BANNING, INC	937	001						
		670						
DSLPROS	7918	001			4,976.35			
		660						
		704						
DUGGAN, LUELLA	7289	670					155.63	
		704					198.02	162.22
DUNN, ALLEN A	6256	001					133.31	
		670						231.51
DUNN, SUZANNE	7877	001			188.17	288.11		
EA DESIGN AND CONSTRUCTION, INC	8016	001						
EAST VALLEY WATER DISTRICT	6577	001						400.00
		670					400.00	
EASYWORKFORCE SOFTWARE INC.	8021	001						
		670			2,561.20			
ECORP CONSULTING, INC	6924	001						

Vendor By Fund By Period

			23	22	21	20	19	18
Vendor Name	Vendor No	Fund						
ECORP CONSULTING, INC	6924	670 761						
EDWARDS, WILLIAM	7614	001					1,500.00	
EL CHICANO NEWSPAPER	7712	001 670				404.00 408.00		
ELECNOR BELCO ELECTRIC, INC	7281	001 660 761					4,274.89 18,374.09	430,330.52
ELGEN, ALVIN & MARGARET	7165	001				321.19	58.65	104.84
ELITE EQUIPMENT	6495	001					1,289.77	
ELITE FIRE PROTECTION	4588	001 610 660 670				625.00	2,332.35	1,108.25 139.90 959.86
ENGLAND, JOHN & CAROL	8033	761			1,200.00			
ENOS, LIBERTY	7421	001						210.00
ENVIRONMENTAL CONSTRUCTION, INC	7273	702				200,000.00		2,176,979.04
ENVIRONMENTAL KLEAN-UP DBA	7261	001 610 702						1,448.10 7,888.00 23,688.75
ENZ, BARBARA	6403	001 610				347.92	160.36 198.02	359.66
ERGON ASPHALT AND EMULSIONS, INC	7814	001				187.68		
ESPINOZA, CARLOS	6843	001						96.00
EVANS, CORINE	7415	001						2,500.00
EVERYTHING2GO.COM LLC	7352	670						1,956.00
EVIDENT, INC.	6111	001 670			307.46 249.44	439.60	807.50	264.73
F.M.THOMAS AIR CONDITIONING,INC	7418	001 670					10,962.00	
FACILITY SOLUTIONS GROUP, INC	7397	001 670						
FACTORY MOTOR PARTS	7392	001 670			16.15	1,004.64 595.09	423.79 1,459.22	
FAHNESTOCK, GARY	8061	001			1,800.00			
FALCON, ESTHER	7130	001				164.15	189.78	168.09
FARLEY, RICHARD & CARLA	6437	001			139.37		131.86	
FASTENAL	7267	610 702					258.58	164.60 55.05

Vendor By Fund By Period

			23	22	21	20	19	18
Vendor Name	Vendor No	Fund						
FAWCETT, GERALD	7383	610						2,500.00
FBINAA	7658	680				0.00		
FELIX, ALBERTO	7041	001					339.35	2,048.86
FERGUSON ENTERPRISES, LLC	7129	001					20,461.73	
FERGUSON, MARLENE	6339	001						137.16
FIELD ENVIRONMENTAL INSTRUMENTS, IN	8038	100 660						
FIELD, MATT	2225	100 660 670					108.00	72.00 177.00
FINCHUM, ROY	5614	100 670				172.71		40.50
FIRST AMERICAN TITLE INSURANCE CO	5751	100 660					1,600.00	5,000.00
FIRST SERVICE	5785	100 660 670					(8.10)	
FISCHER, JUTTA	6426	100 660 670					107.94	163.08 118.61
FISERV, INC	7504	100 660 670						
FISHER, LINDA	7384	100						1,500.00
FITZPATRICK, JIM	7344	100						2,000.00
FLEET SERVICES INC	109	001 005 100 660 670 675 702 705 761			347.39 640.96 464.02	3,726.07 77.54 1,941.76 42.99 609.38 51.29 231.52	158.53 3,741.55 58.13	1,513.59 1,117.67 243.01 196.10
FLEET VEHICLE SOURCE	7849	001						
FMB TRUCK OUTFITTERS, INC	7350	001 600 610 660						10.72

Vendor By Fund By Period

			23	22	21	20	19	18
Vendor Name	Vendor No	Fund						
FMB TRUCK OUTFITTERS, INC	7350	675						198.75
		690						49.79
		702						312.12
FORD MOTOR CREDIT	7145	680				81,802.86	81,264.65	
FORNEY, RANDALL	7797	680			1,500.00			
FORTEL TRAFFIC, INC.	5990	680						
FRANCO, JOSE & LAURA	7860	001			5.18	209.93		
FRANKLIN, DEBBIE	1096	001				334.81	562.98	454.65
		660				110.28		
		670				34.34		
		680				(34.34)		
		703				(110.28)		
FRANKLIN, JERRY	8008	001			1,800.00			
FRED ALLEN ENTERPRISES, INC	7268	001						304.07
		100						
		610						14.61
FRED PRYOR SEMINARS	2826	001						
		660					149.00	
		670						79.00
		680						149.00
		702					348.00	
		703					128.00	
761					847.00			
FREEDOM FLAG AND POLE, LLC	6168	001			1,299.00		1,299.00	
FROEHLE, PATRICK	7718	001				1,500.00		
FROST, JEFF	5850	001					110.50	
FRUGIULE, EDWARD	7972	001			1,800.00			
FRYBARGER, DAVID	7722	001				2,000.00		
FRYBARGER, JOSEPHINE	7613	001					1,500.00	
FTOULIS, MIKE	6750	001				178.66	244.57	101.14
FUGH, ROBERT	7956	001			3,000.00			
FUNNY FACES FACE PAINTING	7879	001						
GALLEHER LUMBER & STEEL	7331	001						222.86
GARCIA, DELPHINA	6340	001						158.42
GARCIA, JAMES	3992	001					119.11	
		675			148.52			
		702				81.45	220.04	
GATES, TRAVIS	7467	675					420.00	
GEOSCIENCE SUPPORT SERVICES INC	4333	001				4,432.50		

Vendor By Fund By Period

			23	22	21	20	19	18
Vendor Name	Vendor No	Fund						
GEOSCIENCE SUPPORT SERVICES INC	4333	660 690 761				4,093.75		
GERBERDING, DAVID	7627	001				125.16	123.80	
GIBSON, JOHN	7353	001 703				92.76	282.92	40.46 1.41
GIBSON, MACK & MARY	8062	001			3,000.00			
GILLETTE, MAX	7752	001				2,000.00		
GOBEL, DONALD & HELEN	7957	001			0.00			
GOFF, CANDACE	7169	001				307.52		
GOVERNMENT STAFFING SERVICES, INC	6729	670 675					40,800.00 7,440.00	
GOVLIST INC	7837	670			12,000.00	12,000.00		
GRANDPOINT BANK - ESCROW ACCOUNT	7321	001 670						23,395.48 82,299.51
GREEN, MELVIN	8025	001			3,000.00			
GREEN, VERNON	7343	001						639.00
GUERRERO, CRISTOVAL	6903	001 200 201 660 670 690			1,750.00	27.86 1,507.52 889.98	299.00 1,500.00	1,596.00
GUGLIELMINO, DIANA	7542	001					1,500.00	
HAAS & WILKERSON, INC	7759	001 670				4,375.00 500.00		
HAFT, ROBERT	7185	001						80.00
HARDER, TERRY	6802	001 660 690			78.16	85.18 80.16	176.44	80.95
HARDY, JOHN	6341	001					387.13	
HARLOW, BEVERLY	7750	670 761				3,000.00 (1,500.00)		
HARRIS, PAULA AND STEVE	7794	670				900.00		
HASTINGS, ROBERT	7574	001					2,000.00	
HAWK, EUGENE	6406	001 690						140.38 141.60
HAWLEY, CLARK	7497	001					2,000.00	
HD SUPPLY WATERWORKS, LTD	1550	001						3,403.77

Vendor By Fund By Period

			23	22	21	20	19	18
Vendor Name	Vendor No	Fund						
HEARD'S INVESTIGATIONS AND	7900	001 670 675			700.00			
HEMET MANUFACTURING COMPANY, INC	7330	001 660 670				185,692.68	130,173.43	508,391.36
HEMET OIL COMPANY	3874	670						20,185.51
HEMET VALLEY TOOL & SUPPLY	4339	660						141.69
HERNANDEZ, VICKIE MARIE	3993	702				486.00	274.00	609.74
HERRERA, ANITA	7332	702						55.46
HERSHEY, BILL	7566	702					2,500.00	
HIGGINS, BLANCHE	5480	702			310.50	139.95	140.31	281.48
HIGH SAND, INC. DBA SPLASH CAR SPA	7272	702					900.00	
HIGHLAND SPRINGS AUTOMOTIVE	5094	702						
HOFERER, PATRICK	7385	100						2,500.00
HOLDER, PHILLIP	2564	100						2,714.10
HOLT ARCHITECTS INC	5073	100 670						14,163.70
HOO, JILL G	7405	(blank)					28.00	
HORTA, MARGARET	6707	(blank)					227.35	93.84
HORWITZ, MATTHEW	7582	(blank)					103.70	
HOZZ SHOP LLC	7441	(blank)						
HOWARD, ELI	7751	(blank)				1,200.00		
HP ENGINEERING INC	5162	(blank)						
HR GREEN CALIFORNIA, INC.	7140	(blank)						2,291.00
HR GREEN PACIFIC, INC	7393	(blank)				5,346.00	27,594.53	
HUB CONSTRUCTION SPECIALTIES, INC	5264	(blank)						116.47
HUGHES, ALBERT & ANNA	6260	(blank)				212.32	98.22	
I C W A	1805	(blank)					275.00	275.00
I-SHRED, INC	7097	(blank)			450.00	400.00	400.00	400.00
ICSC	3596	(blank)						1,020.00
IML NORTH AMERICA	7530	(blank)					13,097.00	
INDOFF, INC	4115	(blank)				118.14		13,620.65
INLAND POTABLE SERVICES	7270	(blank)			3,716.50			44,629.00
INTEGRITY AUTO SERVICE	7187	(blank)						837.35
INTERNATIONAL ASSOC FOR PROPERTY	3413	(blank)				500.00	425.00	50.00
INTERNATIONAL BUSINESS INFORMATION	7335	(blank)						18,000.00
INTERNATIONAL CONFERENCE OF POLICE	4938	(blank)						125.00
INTERNATIONAL E-Z UP, INC	5413	(blank)					813.29	

Vendor By Fund By Period

			23	22	21	20	19	18
Vendor Name	Vendor No	Fund						
INTOXIMETERS, INC	3295	(blank)					2,746.72	
J.H. DOUGLAS & ASSOCIATES	6544	(blank)						
J.P. MORGAN CHASE	7522	(blank)					643.00	
J.R. FILANC CONSTRUCTION CO INC	4649	(blank)			33,831.00			
JACKSON LEWIS PC	7444	(blank)					2,468.00	
JAYCOX CONSTRUCTION CNG	6908	(blank)						
JB PAVING & ENGINEERING, INC.	5816	(blank)			13,320.00			
JENKINS & HOGIN, LLP	7063	(blank)						93,800.22
JOHNNY RUSSO'S ITALIAN KITCHEN	4067	(blank)				565.69	727.52	2,798.50
JON'S FLAGS & POLES	3321	(blank)					211.19	343.72
JUSTITIA CONSULTING	7818	(blank)				1,350.00		
KAIROS CONSTRUCTION	7622	(blank)						
KALAPACA, SHIRLEY	6216	(blank)				239.97	208.33	215.92
KAWECKI, MICHAEL	7212	(blank)			250.00			96.00
KAYLEE & WILL JAZZ DUO	7791	(blank)				280.00		
KELLEY, JOHN	7342	(blank)						525.00
KEMP, LISA	7753	(blank)				608.00		
KENNEDY, ELIZABETH	7823	(blank)				3,000.00		
KESTER, ELIZABETH	5213	(blank)				3,057.87	4,005.04	2,463.61
KH METALS AND SUPPLY	2265	(blank)			5.98	1,961.11	504.91	88.22
KIEFER SWIM PRODUCTS	7442	(blank)					119.70	
KING, BARBARA	7889	(blank)				1,800.00		
KING, LARYSSA	7733	(blank)				240.58		
KING, LESLEY	7596	(blank)			178.76	209.42	120.71	
KLAUSNER, EILEEN	6352	(blank)				367.82	287.94	302.98
KMET RADIO	7659	(blank)				750.00		
KNIGHT, MEGAN	7807	(blank)			2,208.07	262.75		
KNORR, KATHY	6314	(blank)					297.27	100.78
KOLLER, MARIE V.	7304	(blank)					35.70	121.80
KONICA MINOLTA BUSINESS	7926	(blank)						
KONING & ASSOCIATES	7942	(blank)			1,707.50			
KOVERMAN, LAVON	6386	(blank)						360.24
KOWALSKI, JOHN	7706	(blank)				2,500.00		
KRUEGER, BONNIE	6342	(blank)					209.78	122.91
KRUG, KNOX & BRENDA	7533	(blank)					14.75	
KUE, GER	7087	(blank)				82.67		16.00
KURT, JACK	7594	(blank)				302.09	372.39	
L.J & L PARTY SUPPLY	6543	(blank)						280.00
L.Y. ENVIRONMENTAL, INC	7285	(blank)						

Vendor By Fund By Period

			23	22	21	20	19	18
Vendor Name	Vendor No	Fund						
LANDERS, LINN	7480	(blank)					900.00	
LANDSCAPE DYNAMICS	7239	(blank)					9,588.00	8,840.00
LAWSON PRODUCTS	6515	(blank)						245.02
LEAF	6654	(blank)				1,915.71	2,558.56	5,556.67
LEE, TIANA	7897	(blank)				629.00		
LEIDOS ENGINEERING, LLC	6701	(blank)					5,607.46	42,191.80
LEROUGE, JERRY D	7100	(blank)				715.00		157.50
LEWIS BRISBOIS BISGAARD & SMITH LLP	7059	(blank)						312.00
LEWIS, DAVID	7479	(blank)					750.00	
LIBERTEL ASSOCIATES	4969	(blank)						
LIFT-IT MANUFACTURING CO. INC.	7829	(blank)						
LITHOPASS PRINTING, FORMS,	4968	(blank)				86.20	9,077.60	8,513.93
LONG, PATRICIA	7707	(blank)				1,500.00		
LOOPNET	7299	(blank)			175.90	615.65	791.55	505.00
LOPEZ, LEILA	3715	(blank)					17.00	110.98
LOPEZ, PATRICK	8004	(blank)			600.00			
LSA ASSOCIATES, INC	6398	(blank)				1,757.50	580.00	
LUEKER, MARILYN	7833	(blank)				660.00		
LUGENBEEL, JIM	7478	(blank)					1,500.00	
LUNA, EDWARD	7524	(blank)					900.00	
LYNN MERRILL AND ASSOCIATES, INC	7005	(blank)						34,858.20
MAGARIAN, MARY	7965	(blank)			2,400.00			
MANERI SIGN COMPANY INC.	7490	(blank)				0.00	21,466.90	
MARCO EQUIPMENT COMPANY	5976	(blank)			100.58	5,560.41		474.84
MARCYNYSZYN, STEVEN	7710	(blank)			360.00	291.99		
MARIN CONSULTING ASSOCIATES	3913	(blank)				615.00		
MARINA LANDSCAPE, INC	6612	(blank)						
MARTIN, MADALIN	7404	(blank)				336.18	360.24	180.12
MARTINEZ, MARTHA	7171	(blank)				397.53		
MARTINEZ, PHYLLIS	7543	(blank)					1,500.00	
MASUNE INC	4246	(blank)						299.38
MAXEY, DAVID	7395	(blank)					184.37	109.69
MAXWELL, DOYLE & BONNIE	7890	(blank)				3,000.00		
MC CAFFERTY, CLELL	6412	(blank)						101.71
MCCALLUM, CHARLES & MARY	7173	(blank)						166.69
MCDOWELL, CYNTHIA	6305	(blank)						164.36
MCGOVERN, JOHN	7616	(blank)					1,500.00	
MCKETHAN, CYNTHIA	5122	(blank)				34.22		77.13
MCKIMMEY, CHARLES	7414	(blank)						2,500.00

Vendor By Fund By Period

			23	22	21	20	19	18
Vendor Name	Vendor No	Fund						
MCLAUGHLIN, CARNELLE	6783	(blank)					262.25	324.37
MCWANE DUCTILE	7326	(blank)						639,850.80
MEDINA, MOSES	5163	(blank)			1,500.00	1,500.00	1,500.00	1,708.00
MEGGER	6494	(blank)			1,625.00		450.00	
MENDOZA, SALVADOR	6759	(blank)					484.04	
MERAZ, HEIDI H.	3673	(blank)					199.08	264.59
MERCHANTS BUILDING MAINTENANCE, LLC	7025	(blank)				56,599.08	50,049.72	40,496.16
MERCURY DISPOSAL SYSTEM, INC	6604	(blank)			340.00	340.00	272.00	544.00
MERCURY FUELS, INC	6171	(blank)				28,209.82	30,702.56	59,866.45
METEAU, ROBERT	7427	(blank)					1,589.42	1,295.56
MEYER-EVENSON, PATRICIA	7278	(blank)						142.36
MEZA, ROSALVA	6488	(blank)					195.19	160.81
MIHUN, JEAN	7793	(blank)				1,500.00		
MILLER, JONI	6549	(blank)			511.36	184.33	607.77	701.89
MILLER, KENNETH	7413	(blank)						2,000.00
MILOSAVLYEVIC, RAD	7891	(blank)				2,400.00		
MMJ SOLUTIONS, INC	7402	(blank)						
MOBILE ZOO OF SOUTHERN CALIFORNIA	7473	(blank)					259.00	
MOHAWK RESOURCES, LTD	7341	(blank)						10,452.05
MOHR, WAYNE	7730	(blank)				1,600.00		
MOLEDOR, JEROME	7052	(blank)			413.00			781.01
MONTROSE ENVIROMENTAL GROUP, INC	7514	(blank)				65,555.25	149,696.67	
MOORE FENCE COMPANY, INC	7250	(blank)						83,365.00
MORALES, VIRIDIANA	8042	(blank)			204.00			
MORROW, JEFFREY	7064	(blank)				319.70		185.09
MOSS BROS CDJR SAN BERNARDINO	7319	(blank)						58.29
MOTION PICTURE LICENSING CORP	7655	(blank)						
MOYER, GEORGE	6822	(blank)					116.76	767.24
MST BACKFLOW	3506	(blank)					20,608.82	20,919.45
MULLEN & ASSOCIATES, INC	6601	(blank)						
MULTIFORCE SYSTEMS CORP	5013	(blank)				915.00	890.00	890.00
MUNCY, JOHN	7754	(blank)				2,000.00		
MUNICIPAL MGMT ASSOC OF SO CAL	7462	(blank)			90.00			
MUNSON, PAM	7802	(blank)				1,500.00		
MURPHY, PAM	7824	(blank)				900.00		
NAPA AUTO PARTS	384	(blank)				1,195.02	2,876.27	505.56
NEITZEL, RONALD	7494	(blank)					1,500.00	
NELSON, MARY	7768	(blank)				81.55		
NET TRANSCRIPTS, INC	6668	(blank)				3,148.16	479.59	159.75

Vendor By Fund By Period

			23	22	21	20	19	18
Vendor Name	Vendor No	Fund						
NEVINS, PATTY	7306	(blank)				230.58	4,000.00	130.00
NEW, ROBERT & NANCY	6263	(blank)						171.65
NEWMAN, ED & DIANA	6264	(blank)						216.37
NI GOVERNMENT SERVICES, INC	6431	(blank)						237.96
NICOLETTI, ROBERT	7591	(blank)				21.61	328.04	
NIXON-EGLI EQUIPMENT CO.	1268	(blank)				1,056.47	4,073.66	
NOLAN, MIKE	5575	(blank)					3,012.00	44.00
NOLASCO, PAMELA	7703	(blank)				171.50		
NORTH AMERICAN RESCUE, LLC	7923	(blank)			3,051.40			
NORTHERN TOOL & EQUIPMENT CATALOG	7487	(blank)					172.98	
NOV PROCESS & FLOW TECH	7556	(blank)						
NSF INTERNATIONAL	6838	(blank)						5,850.00
NUNEZ, VIOLET	7057	(blank)					257.20	263.86
ODYSSEY POWER CORPORATION	7024	(blank)			1,249.08	4,033.82		
OGAZ, LUCY	6559	(blank)				150.00	537.87	197.82
OGDEN, GLENN	7369	(blank)			(92.57)	112.52	113.21	118.58
ON POINT LAND SURVEYING, INC	8026	(blank)			2,700.00			
ONEPAK, INC	7736	(blank)				577.00		
ONYX PAVING COMPANY INC	7549	(blank)					551,996.13	
ORION SAFETY PRODUCTS	4565	(blank)				1,731.36	1,578.12	
ORTIZ, ANGELITA	8034	(blank)			50.15			
OSGOOD TEXTILE	7301	(blank)						715.00
PACIFIC LIFT & EQUIPMENT CO	7621	(blank)				3,418.17		
PACKHAM & TOOMEY, INC	2686	(blank)				1,700.00	7,254.62	3,824.50
PALOS SPORTS, INC	7115	(blank)					484.98	383.22
PAPE MATERIAL HANDLING, INC	7233	(blank)						124.34
PARDEE HOMES	7258	(blank)			15,285.00			
PARDUS, CATHY	7243	(blank)					160.21	198.02
PARKES, THOMAS	8010	(blank)			2,400.00			
PARKING & PROPERTY ID	5035	(blank)						
PARSONS WATER & INFRASTRUCTURE INC	5003	(blank)						
PARTNERSHIP SOFTWARE, INC.	7668	(blank)						
PARTS AUTHORITY METRO, LLC	7079	(blank)				13,085.82	11,368.18	25,098.63
PAUGA, CAROLINE	7513	(blank)				28.00	147.00	
PAY, ROBIN AND COLIN	7792	(blank)				777.00		
PDQ.COM CORPORATION	7701	(blank)				900.00		
PEACEKEEPER PRODUCTS INTERNATIONAL	4943	(blank)				475.42		
PEGASUS CLAIMS SERVICES, INC	7027	(blank)			576.22	2,823.26		250.00
PENA, ALEXISS	7716	(blank)				132.00		

Vendor By Fund By Period

			23	22	21	20	19	18
Vendor Name	Vendor No	Fund						
PEREZ, JORGE	6960	(blank)						316.00
PEREZ, MIKE	6589	(blank)					194.22	181.76
PEREZ, RAUL	6371	(blank)					87.90	
PERFECTO PRODUCTS, INC	1812	(blank)						
PERSON, DARLENE	7317	(blank)						633.00
PETERSON, DON	6563	(blank)					852.22	1,257.05
PHILLIPS, DENISE	7495	(blank)					2,000.00	
PHILLIPS, TAMMI	7531	(blank)					470.53	
PICABEA, JUAN	7231	(blank)			231.67	102.37		16.00
PICKLEBALLCENTRAL.COM	7528	(blank)					559.89	
PIERCE, LAVONNE	6954	(blank)					122.26	
PIERCE, SONIA	7607	(blank)				74.87	636.03	
PIHRA	7401	(blank)						920.00
PINGREE, KYLE	7893	(blank)			316.95			
PINNACLE PROMOTIONS, INC	7300	(blank)						1,078.89
PIPE AND PLANT SOLUTIONS, INC	7151	(blank)						
PLANETBIDS, INC	7209	(blank)						
PLANTAG, INC	6916	(blank)			169.80		77.40	
PLUMB LINE SURVEYING, INC	7610	(blank)					1,440.00	
POLICE PRODUCTS CORPORATION	7745	(blank)				1,441.00		
POLLAK, VIDA & BARER	7899	(blank)				22.00		
POSITIVE PROMOTIONS, INC.	2975	(blank)						
POYLE, JAMES	7176	(blank)				500.00		
PRATT, FRANK	7982	(blank)			1,800.00			
PREDELEANU, MIRCEA	7723	(blank)				1,500.00		
PRES-TECH	2961	(blank)						
PRICE, RENATA	7502	(blank)				100.03	186.74	
PRITCHARD, CHARLES	7835	(blank)				3,000.00		
PRO SHINE	7634	(blank)				1,650.00		
PRO-CRAFT CONSTRUCTION , INC	6196	(blank)				9,254.81	4,184.60	
PROFORCE LAW ENFORCEMENT	5149	(blank)			20,156.38		3,745.34	
PROMINENT SYSTEMS, INC	6246	(blank)				39,150.84		
PROMOTIONAL WEBSTORES	7276	(blank)						540.00
PROMOTIONS NOW	7735	(blank)				1,060.00		
PROVOX SYSTEMS INC	7781	(blank)			7,500.00	6,545.00		
PUBLIC ENGINES, INC.	6132	(blank)					16,016.40	
PUMPING SOLUTIONS INC	7685	(blank)				1,336.44		
QUALITROL LLC	7948	(blank)			29,474.72			
QUALITY LOGO PRODUCTS	5672	(blank)					1,690.32	1,879.29

Vendor By Fund By Period

			23	22	21	20	19	18
Vendor Name	Vendor No	Fund						
QUALITY POWER INC.	5925	(blank)						
QUANTUM ANALYTICAL SERVICES, INC	5438	(blank)					320.00	
QUINTANILLA, ANGELA	6320	(blank)			176.66	81.38	79.30	67.06
R&A TANK TECHNOLOGIES, LLC	7981	(blank)			2,840.00			
RADER, WILLIAM	7755	(blank)				1,500.00		
RANDA, DOUGLAS	7836	(blank)				673.00		
RAPID DATA INC.	1639	(blank)						850.00
RAUM, WILLIAM	6934	(blank)				408.35	576.16	144.32
RAYMUNDO ENGINEERING CO, INC	7136	(blank)					18,625.95	
RCS INVESTIGATIONS & CONSULTING LLC	6380	(blank)				6,220.00		5,510.00
RDO EQUIPMENT COMPANY	465	(blank)						0.00
REARDON, MICHAEL & MARSHA	7714	(blank)				1,500.00		
REDD, THOMAS	7483	(blank)					1,500.00	
REDLANDS FORD	237	(blank)				7,206.57	15,859.12	418.01
REDLANDS FORD, INC	7790	(blank)				797.05		
REED, BARBARA	7518	(blank)					363.00	
REED, EDDIE	7820	(blank)				2,400.00		
REELSTRONG UTILITY FLEET	7943	(blank)			101,844.45			
REGENCY-PACIFIC DEVELOPMENT CORP	6361	(blank)						
REGIONAL TRAINING CENTER	2882	(blank)						517.00
REINHAUSEN MANUFACTURING INC.	7391	(blank)						
RELIABLE WORKPLACE SOLUTIONS	4344	(blank)				1,642.10	909.57	9,362.67
RETAIL LEASE TRAC, INC	7628	(blank)					1,025.00	
RETURN TO WORK PARTNERS, INC	5971	(blank)			1,505.00			
REUSCH, DIANA	7724	(blank)				2,000.00		
RICE TRAILER CO	7881	(blank)			29,387.50	9,962.50		
RICE, BETTY	5495	(blank)			77.37	154.70	174.32	183.41
RIDER, RICHARD & MARSA	7313	(blank)						50.00
RILEY, CHARLES	6231	(blank)					106.80	193.48
RITE AID CORPORATION	7973	(blank)			2,562.00			
RITTER, PEGGY	8006	(blank)			1,800.00			
RIV. CO. ASSESSOR, LARRY W. WARD	1316	(blank)					113.75	63.75
RIV. CO. LAW ENFORCEMENT	3281	(blank)						100.00
RIV. CO. SHERIFF'S DEPT.	2478	(blank)				2,376.00	488.00	1,713.00
RIV. CO. TREASURER	1641	(blank)				467.84	462.52	
RIVCOMM, INC	7020	(blank)				17,492.59		
RIVERA, TILLIE	7844	(blank)			139.73	137.80		
RIVERSIDE COUNTY OFFICE OF ED	3957	(blank)					120.00	
RIVERSIDE COUNTY PROBATION DEPT	7606	(blank)					3,481.23	

Vendor By Fund By Period

			23	22	21	20	19	18
Vendor Name	Vendor No	Fund						
RIVERSIDE COUNTY SHERIFF'S DEPT	6221	(blank)				412.00	3,481.21	
ROBERTSON'S	3314	(blank)						3,458.20
ROBISON, JAMES	8030	(blank)			2,400.00			
ROCHA, LETICIA	6539	(blank)					323.06	
ROCK, JERRY & MARGE	7725	(blank)				1,500.00		
RODRIGUEZ, FRANK	7178	(blank)						18.10
RODRIGUEZ, JAMIE	7544	(blank)					1,200.00	
ROTHFELDER, RAYMOND	7179	(blank)					403.62	194.45
ROUNDS, CIERRA	7870	(blank)				137.05		
ROWELL, JOYCE	5705	(blank)				343.91	346.49	358.23
RUEHLE, TARA SHAWN M	7305	(blank)				2,247.00	1,350.30	1,585.50
RUIZ, MANUEL RAMIREZ	7831	(blank)				245.00		
RUSSELL, SANDRA	7482	(blank)					1,500.00	
SAFARILAND, LLC	6472	(blank)				387.44		35.89
SAFE RESTRAINTS, INC	7127	(blank)						2,710.24
SAFEGUARD BUSINESS SYSTEMS INC	4559	(blank)				323.96	314.47	235.72
SAFETY MAGNETS	7734	(blank)				362.99		
SAFETY RESTRAINT CHAIR	7886	(blank)				2,445.00		
SAFETY VISION, LLC	6225	(blank)						1,426.02
SAIGEON, DORIS	5497	(blank)					298.02	281.62
SALLEY, CURTIS	7133	(blank)			142.81	199.66	359.88	144.32
SALSBURY INDUSTRIES	7532	(blank)					464.06	
SAN BERNARDINO & RIVERSIDE	5064	(blank)						
SAN BERNARDINO CO SHERIFF'S DEPT	6689	(blank)			12,550.00	8,100.00	5,205.00	6,790.00
SAN BERNARDINO COUNTY SHERIFF'S	3857	(blank)				215.00	1,035.00	200.00
SAN BERNARDINO COUNTY SUN	3723	(blank)						
SANCHEZ, EATO TANAKA	8027	(blank)			1,800.00			
SANCHEZ, GABRIELA	7742	(blank)				76.53		
	7869	(blank)			244.84	12.75		
SARGEANT, SUSAN	7105	(blank)				373.33	359.09	180.12
SARRINGAR, ARYANA DANNIEL	7302	(blank)						192.50
SAVACOOOL, DON	7819	(blank)				1,200.00		
SAVARD, DANIELE S	5569	(blank)						200.49
	5914	(blank)						2,389.37
SBSD-EVOC TRAINING CENTER	3349	(blank)			2,500.00			100.00
SCHRADER, LEON	7254	(blank)						450.00
SCHUELKE, RONALD	7471	(blank)					154.16	
SCUDIERI, LUCIANO	7237	(blank)						64.00
SEGOVIA, JESSICA	7744	(blank)			239.25	31.50		

Vendor By Fund By Period

			23	22	21	20	19	18
Vendor Name	Vendor No	Fund						
SEGURA, JENNIFER	6198	(blank)						2,744.93
SENTRY ESCROW SERVICE INC	5868	(blank)			453,172.00	237,785.64	54,285.00	
SERRANO, CINDY	7058	(blank)						96.00
SERVICE SCAPE	7378	(blank)			49,854.60	52,073.45	77,140.00	
SHAFFER, FRED AND MAHAN, APRIL	7841	(blank)				622.00		
SHAW, ERIC J	7639	(blank)					221.97	
SHELDON, SHANE	7422	(blank)						350.00
SHIPPING CONTAINER DEPOT, INC.	7307	(blank)						
SHOVE, TED	7230	(blank)				3,731.29	5,331.69	4,405.08
SIBOLE, FRED & KOLEEN	6269	(blank)					1.76	176.78
SIDA, LEONARDO	7284	(blank)						16.00
SIG SAUER, INC	6523	(blank)						212.50
SILKLETTER	7728	(blank)				1,195.00		
SILVER, WILLIAM	8005	(blank)			1,500.00			
SIMMONS, BEVERLY	8007	(blank)			900.00			
SIMPLER LIFE EMERGENCY	4009	(blank)				612.54	597.11	
SKASICK, EUGENE	7757	(blank)				1,200.00		
SMITH, DANIEL	7388	(blank)						2,000.00
SMITH, LOIS E	6123	(blank)				322.00	252.00	329.00
SMITH, RUTH	6367	(blank)						401.34
SO CAL ARBOR CARE	7476	(blank)					14,499.00	
SOAR TECHNOLOGIES, INC	6186	(blank)						
SOLEX	7469	(blank)						
SORTO, NILTON	7587	(blank)					113.97	
SOTO, GABINO	6749	(blank)				109.81	142.03	331.88
SOUTHERN CALIFORNIA ADVANCED	6506	(blank)						2,650.00
SOUTHERN CALIFORNIA WEST COAST ELEC	1377	(blank)	115,392.94	24,106.37	12,909.15	13,255.83	439.40	1,928.00
SOWERS, NANCY	7726	(blank)				900.00		
SPOK, INC	6795	(blank)						289.38
SPORTS FACILITIES GROUP, INC	7562	(blank)					912.70	
SPRINT	6476	(blank)					40.00	
ST DENIS, ANN	7180	(blank)					87.38	
STACY BAVOL - NOTARY	6647	(blank)						285.00
STAPLES TECHNOLOGY SOLUTIONS	7783	(blank)				56.55		
STATE BAR OF CALIFORNIA	3472	(blank)				497.00		
STATE OF CALIFORNIA	7242	(blank)						960.00
STEEN, MIKE	1394	(blank)					164.00	
STENO GAL REPORTING	6829	(blank)				1,586.00		
STEPHENS, MANDEEP	6800	(blank)				296.31		4,000.00

Vendor By Fund By Period

			23	22	21	20	19	18
Vendor Name	Vendor No	Fund						
STEPHENS, PATRICK	5995	(blank)						7,796.00
STOEL RIVES, LLP	7067	(blank)						61,382.11
STRAYER, BEATRICE	7573	(blank)					1,500.00	
STRECH PLASTICS, INC	7963	(blank)			249.98			
STUMP PRINTING COMPANY, INC	7327	(blank)						354.74
STUMPF, JANET	7571	(blank)					2,000.00	
STYLE ELECTRIC	7241	(blank)						19,152.74
SULZER ELECTRO-MECHANICAL SER INC	7623	(blank)					4,765.78	
SUN LAKES COUNTRY CLUB	2467	(blank)					4,002.00	
SUN LIFE FINANCIAL	7157	(blank)			183,410.45	182,613.97	179,720.51	172,704.76
SUNGARD PUBLIC SECTOR INC	1126	(blank)						
SUNRISE SERVICES	6617	(blank)						4,921.16
SUPER SUBS +	4939	(blank)						
SUPERION, LLC	7961	(blank)			11,376.24			
SUPERIOR PAVEMENT MARKINGS, INC	6825	(blank)				4,999.95		
SUPREME AIR DUCT SERVICE	7274	(blank)						995.00
SWAINS ELECTRIC	3907	(blank)			7,699.42	2,100.25		
SWAN ANALYTICAL USA INC	7577	(blank)				382.51	3,537.27	
SWENSON, DOUG	7803	(blank)				800.00		
SZOYKA, CARL	2910	(blank)					690.29	639.72
TA, HAI	6760	(blank)			125.92	291.14	288.13	281.55
TAMMANY, NISSA	5805	(blank)			3,481.93	44.00		112.00
TANGENT COMPUTER	4937	(blank)				1,000.00	1,000.00	1,000.00
TEMPLE 57	7780	(blank)				5,375.00		
TERRY, BILLIE	7279	(blank)				73.43	343.02	195.55
TERRY, KENNETH	7496	(blank)					1,500.00	
TESTAMERICA LABORATORIES, INC	6534	(blank)					695.00	695.00
TETRA TECH INC.	7297	(blank)						12,957.30
THE BREEZ SCREEN LLC	7811	(blank)				1,204.05		
THE CALIFORNIA ACADEMY FOR	7940	(blank)			0.00			
THE CERTIF-A-GIFT COMPANY	7351	(blank)			1,229.12		915.02	
THE K.W.C. COMPANIES, INC.	7348	(blank)			1,510.12	30,497.05		
THE RADAR SHOP INC	7417	(blank)						
THE SOCO GROUP, INC.	7308	(blank)				1,079.64	243,549.29	226,188.56
THE UNIVERSITY OF OKLAHOMA	7938	(blank)			729.00			
THOMPSON COBURN, LLP	6895	(blank)						400.50
THOMPSON, BETTY	6234	(blank)						101.07
THOMSON REUTERS / BARCLAYS	6218	(blank)					146.43	269.64
TIPTON, HOWELL	7296	(blank)						1,500.00

Vendor By Fund By Period

Vendor Name	Vendor No	Fund	23	22	21	20	19	18
TITAN EMPIRE, INC	7523	(blank)					29,459.38	
TMG UTILITY ADVISORY SERVICES, INC	7325	(blank)					3,502.73	38,487.27
TOTALPLAN BUSINESS INTERIORS INC	7248	(blank)						915.88
TOWN & COUNTRY ESCROW CORP	7630	(blank)					475,020.00	
TRANSACT TECHNOLOGIES	5622	(blank)				267.56		103.24
TRAPANI, SHARON	6296	(blank)				228.21	290.50	192.72
TREJO, JUAN CARLOS	7608	(blank)					5,000.00	
TRIPP, TORREY	7758	(blank)				800.00		
TUINIER, DONALD	7615	(blank)					1,500.00	
UNDERHILL, JOHN	6637	(blank)					435.68	
UNDERHILL, WILLIAM	6803	(blank)			359.91	205.00	225.98	112.45
UNITED ROTARY BRUSH CORPORATION	6227	(blank)				1,413.75	1,771.79	1,766.98
UNITED SITE SERVICES OF CA, INC.	7510	(blank)				355.89	462.02	
UNITED WAY OF THE INLAND VALLEY	2269	(blank)						613.00
UPLAND SOFTWARE, INC	7731	(blank)				19,602.00		
URBAN HABITAT ENV. LANDSCAPES	7409	(blank)					9,540.54	
URIBE, JORGE	7349	(blank)						215.00
URQUIZO, MARY	7782	(blank)				343.00		
US GEOLOGICAL SURVEY,	6928	(blank)			51,962.00	25,616.00	23,125.00	144,973.00
UTILITY TREE SERVICE	6753	(blank)			65,784.50	125,378.40	85,635.00	90,200.00
V & V MANUFACTURING, INC.	1570	(blank)			594.20	1,483.62	115.24	
VALDEZ, JASON	4444	(blank)					(16.00)	128.00
VALDIVIA, GILBERT	7186	(blank)						16.00
VALENCIA, BETTY	8029	(blank)			900.00			
VALLEY POWER SYSTEMS, INC	5230	(blank)					705.25	4,239.02
VAN WINKLE, THOMAS	7541	(blank)					1,500.00	
VAN, GAIL	7286	(blank)						525.00
VANGUARD UTILITY SERVICE, INC	7139	(blank)						273,589.33
VAUGHN, ALLEN	7974	(blank)			900.00			
VAUGHN, JAMES	8063	(blank)			1,200.00			
VILLA, EVERARDO	7838	(blank)			25.50	20.00		
VINCE, FRANK & THERESA	6442	(blank)			69.00	155.06		
VIRGINIA TRANSFORMER CORP	7068	(blank)						362,649.00
VON RAJCS, JANET & STEVE	7975	(blank)			3,000.00			
VOSS, MARTHA	7505	(blank)					147.66	
V2C GROUP, INC	6915	(blank)						13,361.00
W-W MANUFACTURING COMPANY	7700	(blank)				28,286.10		
WALSH, THEADORA	8032	(blank)			900.00			
WALTON, CHARLES D	6028	(blank)						

Vendor By Fund By Period

			23	22	21	20	19	18
Vendor Name	Vendor No	Fund						
WATER SYSTEMS OPTIMIZATION, INC.	7657	(blank)				15,000.00		
WATERLINE ENVIROTECH LTD	4242	(blank)					2,434.84	
WAUSAU TILE INC.	1770	(blank)				609.68		
WEAVER GRADING INC	7995	(blank)			47,000.00			
WEBSTER, DENNIS	7333	(blank)				376.48	398.32	340.84
WECKERLE, CARLTON	7960	(blank)			25.00			
WEKA, INC	7898	(blank)			2,368,572.81			
WELCH, ART	4687	(blank)				107.65	240.88	542.35
WELLS, KAREN	6387	(blank)			180.00	172.31	166.87	172.74
WESCO DISTRIBUTION, INC	2281	(blank)			34,498.39	15,713.72	33,646.88	5,589.30
WEST COAST LIGHTS & SIRENS, INC	7515	(blank)					101.94	
WEST, KENNETH	7834	(blank)				1,500.00		
WESTATES APPRAISALS CORP	7509	(blank)					2,800.00	
WESTERN CITY MAGAZINE	584	(blank)						250.00
WESTERN ELECTRICITY COORDINATING	6765	(blank)						476.17
WESTERN ENERGY INSTITUTE	3328	(blank)					435.00	
WESTERN UNDERGROUND COMMITTEE REG	3561	(blank)					1,750.00	675.00
WHITE, THOMAS	8064	(blank)			1,500.00			
WHITTINGTON, TOM	7798	(blank)				2,000.00		
WHOLLEY, LISA AND MIKE	7892	(blank)				1,800.00		
WILLCUTT, CRAIG	7315	(blank)						50.00
WILLIAM H. STOLTZ, PHD, INC	8048	(blank)			350.00			
WILLIAM-HILL, ANDREA	7420	(blank)				658.00	630.00	380.00
WILLIAMS, VENKA	5629	(blank)				257.06	104.58	101.00
WIN-911 SOFTWARE	7206	(blank)			495.00	495.00	495.00	495.00
WINGLER, PEGGY	6857	(blank)						176.37
WINTERS, CONCEPCION	6937	(blank)					125.38	159.53
WOLFSWINKEL, KEVIN	7484	(blank)					2,500.00	
WOODS UNLIMITED, INC	7340	(blank)						2,867.56
WOODSTOCK, WARREN	5655	(blank)					250.00	
YALE/CHASE EQUIPMENT & SERVICES INC	7047	(blank)						
YAYA CREATIONS	7328	(blank)						122.52
YEDWALSKY, HARVEY	7106	(blank)			310.78	198.02	545.24	345.23
YOUNGBLOOD & ASSOCIATES	5135	(blank)				2,750.00	2,475.00	1,550.00
YOUNGBLOOD, CHELSE	4236	(blank)			32.97	1,156.21	60.00	
ZENDEJAS, SARAH	7708	(blank)				50.00		
10-8 RETROFIT , INC	7967	(blank)			4,423.74			
Grand Total			76,825,722.75	68,973,553.81	62,586,122.56	56,167,872.63	50,987,142.25	54,441,544.08

Fund Balance By Period-History

	Ending FY 2017-18	Ending FY 2018-19	Ending FY 2019-20	Ending FY 2020-21	Ending FY 2021-22	Est Ending FY 2022-23
GOVERNMENTAL FUNDS	18,040,489	19,416,386	16,825,898	18,047,597	16,871,095	13,193,745
GENERAL FUND	12,221,568	13,148,557	11,783,397	9,959,952	9,820,215	5,307,257
(001) GENERAL FUND	11,685,047	12,370,392	10,764,066	8,705,321	8,335,828	3,588,279
(002) DEVELOPER DEPOSIT FUND	(27,560)	(27,560)	(27,560)	(33,259)	(44,323)	(51,168)
(005) ADMIN ALLOWANCE FUND	558,208	799,773	1,040,821	1,281,795	1,522,660	1,764,037
(300) CITY ADMINISTRATION DEBT SVC FUND	5,873	5,951	6,071	6,095	6,051	6,110
SPECIAL REVENUE FUNDS	3,289,152	3,836,491	2,712,642	2,938,970	1,889,212	2,397,368
(100) GAS TAX STREET FUND	0	(85,409)	(490,033)	(34,649)	(83,395)	(145,388)
(101) MEASURE A STREET FUND	2,201,513	2,233,868	1,632,262	1,417,806	613,837	1,332,739
(102) RMRA (SB1) GAS TAX FUND	181,772	711,547	768,150	839,412	760,795	523,603
(103) SB 300 STREET FUND	72,687	74,362	0	0	0	0
(110) CDBG FUND	(20,984)	(999)	(41,246)	120,521	(49,374)	(49,533)
(111) LANDSCAPE MAINTENANCE FUND	383,297	358,728	271,437	197,181	80,231	76,854
(132) AIR QUALITY IMPROVEMENT FUND	119,115	159,663	198,407	252,650	440,420	284,303
(140) ASSET FORFEIT-POLICE FUND	278,063	299,910	274,795	7,283	1,852	1,871
(148) SUPPLEMENTAL LAW ENFORCEMENT FUND	2,312	9,551	13,233	13,173	11,026	13,110
(150) STATE PARK BOND ACT FUND	955	977	0	0	0	(88)
(200) SPECIAL DONATION FUND	27,188	27,343	35,670	42,562	31,405	36,526
(201) SENIOR CENTER ACTIVITIES FUND	37,986	40,865	47,483	49,779	48,412	53,297
(202) ANIMAL CONTROL RESERVE FUND	5,012	5,128	0	0	0	(88)
(203) POLICE VOLUNTEER FUND	235	956	2,483	3,270	4,023	5,265
(221) CSCDA-CFD 2020-02 ATWELL	0	0	0	29,981	29,981	264,898
(222) ARPA-AMERICA RESCUE PLAN	0	0	0	0	0	0
CAPITAL IMPROVEMENT FUNDS	2,529,769	2,431,339	2,329,858	5,148,675	5,161,667	5,489,119
(400) POLICE FACILITIES DVLP FUND	20,654	23,632	26,956	220,906	227,480	264,639
(410) FIRE FACILITIES DEVELOPMENT FUND	988,093	1,014,930	1,033,873	1,296,165	1,291,756	1,325,157
(420) TRAFFIC CONTROL FUND	462,647	474,072	434,818	1,900,749	1,896,125	1,998,165
(421) RAMSEY HIGHLAND HOME SIGNAL FUND	82,442	84,343	0	0	0	0
(430) GENERAL FACILITIES FUND	425,665	261,413	266,335	525,675	521,210	543,219
(441) SUNSET GRADE SEPARATION FUND	(612,744)	(612,744)	(612,744)	0	0	0

Fund Balance By Period-History

	Ending FY 2017-18	Ending FY 2018-19	Ending FY 2019-20	Ending FY 2020-21	Ending FY 2021-22	Est Ending FY 2022-23
(444) WILSON MEDIAN FUND	385,771	394,665	400,217	400,254	397,235	401,056
(451) PARK DEVELOPMENT FUND	133,824	135,980	146,437	171,003	193,889	303,284
(470) CAPITAL IMPROVEMENT FUND	643,417	655,049	633,967	633,922	633,974	653,601
PROPRIETARY FUNDS	119,552,898	121,384,211	122,728,501	131,101,107	149,973,540	156,904,798
ENTERPRISE FUNDS	50,117,959	50,113,939	49,727,377	52,727,218	59,029,063	59,293,015
(600) AIRPORT FUND	2,611,326	2,474,277	2,326,081	2,292,892	2,527,340	2,334,590
(610) TRANSIT FUND	(483,651)	(970,272)	(1,529,097)	(957,527)	(783,639)	(1,158,790)
(670) ELECTRIC FUND	62,496,930	62,667,612	62,978,948	67,104,251	74,889,315	80,120,258
(672) RATE STABILITY FUND	6,357,338	6,503,894	6,595,397	6,597,810	6,549,849	6,614,955
(673) ELECTRIC IMPROVEMENT FUND	4,027,329	3,372,407	3,077,817	553,727	(7,480,176)	(12,490,895)
(674) ELECTRIC REVENUE BOND PROJECT FUND	2,307,217	1,868,061	840,658	382,269	649,348	646,486
(675) PUBLIC BENEFIT FUND	899,182	1,024,678	1,078,490	1,173,208	1,331,681	1,027,899
(678) ELECTRIC REVENUE BOND DEBT SERVICE FUND	(29,122,726)	(27,985,764)	(26,797,771)	(25,547,533)	(24,231,834)	(22,853,229)
(690) REFUSE FUND	1,025,014	1,159,046	1,156,853	1,128,120	5,577,178	5,051,740
ENTERPRISE - BANNING UTILITY AUTHORITY FUNDS	70,193,889	74,006,730	76,156,942	82,611,093	96,217,562	104,903,491
(660) WATER FUND	59,178,420	61,647,824	62,693,079	67,166,146	72,038,004	77,585,924
(661) WATER CAPITAL FACILITIES FUND	3,917,813	3,911,836	3,809,365	4,482,573	4,665,749	4,556,272
(662) IRRIGATION WATER FUND	1,180,933	1,370,414	1,352,778	1,353,256	1,343,401	1,356,780
(663) BUA WATER CAPITAL PROJECT FUND	1,751,178	1,545,509	1,552,663	1,552,709	1,582,683	1,586,239
(669) BUA WATER DEBT SERVICE FUND	(24,744,851)	(23,917,520)	(22,864,152)	(21,759,785)	(20,599,430)	(19,381,148)
(680) WASTEWATER FUND	14,247,060	13,591,052	13,161,561	13,595,419	14,312,697	15,367,783
(681) WASTEWATER CAPITAL FACILITY FUND	10,629,800	10,882,183	11,041,195	10,314,487	10,318,298	10,595,161
(682) WASTEWATER TERTIARY FUND	5,535,185	6,016,683	6,443,027	6,788,349	7,088,860	7,565,991
(683) BUA WASTEWATER CAPITAL PROJECT FUND	3,262,867	3,272,532	2,766,304	2,394,633	2,221,716	2,182,283
(685) STATE REVOLVING LOAN FUND	(75,609)	223,585	221,720	522,862	518,961	524,120
(687) WASTEWATER PARTICIPATION CTFS 89	38,296	12,765	6,383	0	2,300,530	2,300,530
(689) BUA WASTEWATER DEBT SERVICE FUND	(4,727,202)	(4,550,134)	(4,026,978)	(3,799,555)	(3,457,120)	(3,219,657)
INTERNAL SERVICE FUNDS	(758,950)	(2,736,457)	(3,155,818)	(4,237,204)	(5,273,085)	(7,291,708)
(700) RISK MANAGEMENT FUND	845,631	(489,846)	(433,305)	(1,443,577)	(2,835,329)	(4,474,487)
(702) FLEET MAINTENANCE FUND	392,809	260,807	257,684	512,453	625,493	155,972

Fund Balance By Period-History

	Ending FY 2017-18	Ending FY 2018-19	Ending FY 2019-20	Ending FY 2020-21	Ending FY 2021-22	Est Ending FY 2022-23
(703) INFORMATION SYSTEMS SERVICE FUND	(465,239)	(526,407)	(599,750)	(864,871)	(1,033,189)	(1,169,681)
(704) BUILDING MAINTENANCE	0	0	0	0	-	-
(705) SUPPORT SERVICES	0	0	0	0	-	-
(761) UTILITY BILLING ADMINISTRATION FUND	(1,532,151)	(1,981,011)	(2,380,446)	(2,441,208)	(2,030,059)	(1,803,511)
SUCCESSOR AGENCY FUNDS	(4,976,269)	(5,315,952)	(5,524,961)	(5,874,843)	(7,918,718)	(7,079,322)
(805) REDEVELOPMENT OBLIGATION RETIREMENT FUND	2,097,235	1,628,300	1,964,346	1,815,695	1,677,135	1,869,623
(810) SUCCESSOR AGENCY LOW/MOD FUND (HOUSING AGENCY)	2,333,520	2,461,576	2,500,207	2,232,075	1,835,265	1,683,301
(830) SUCCESSOR AGENCY DEBT SERVICE FUND	(29,947,920)	(28,297,399)	(27,219,197)	(25,680,582)	(24,537,029)	(23,536,535)
(840) BEA CAPITAL PROJECTS FUND	7,757,464	7,053,226	6,935,086	5,361,980	3,694,093	3,496,756
(841) BEA LOW/MOD CAPITAL PROJECTS FUND	541,798	546,071	546,071	545,943	545,815	545,707
(850) SUCCESSOR AGENCY ADMIN FUND	286,874	11,292,274	9,748,527	9,850,047	8,866,004	8,861,827
(855) 2007 TAPB BOND PROCEEDS FUND	7,851,722	0	0	0	0	0
(856) 2003 TABS BOND PROCEEDS FUND	3,999,685	0	0	0	0	0
(857) 2003 TABS BOND PROCEEDS FUND-LOW/MODERATE	103,353	0	0	0	0	0
Grand Total	132,617,117	135,484,646	134,029,438	143,273,861	158,925,917	163,019,221



CITY OF BANNING STAFF REPORT

TO: BUDGET AND FINANCE COMMITTEE

FROM: Lincoln Bogard, Administrative Services Director

PREPARED BY: Lincoln Bogard, Administrative Services Director

MEETING DATE: May 21, 2024

SUBJECT: FY 2023-24 Budget-To-Actuals and Preliminary Fiscal Year 2024-25 and Fiscal Year 2025-26 Biennial Budget

RECOMMENDATION:

Receive and file and provide feedback on FY 2023-24 Budget-To-Actuals and Preliminary Fiscal Year 2024-25 and Fiscal Year 2025-26 Biennial Budget

BACKGROUND:

Staff will present the current fiscal year-to-date income statement and discuss the preliminary citywide Fiscal Year 2024-25 and Fiscal Year 2025-26 Biennial Budget. The Preliminary budget is still changing and the final Recommended Biennial Budget will be presented to the Budget and Finance Committee for recommendation for approval to Council on the third Tuesday in June. The Proposed and Recommended Biennial Budgets will be presented to Council at the first and second Council Meetings in June.

JUSTIFICATION:

The City of Banning operates under a two-year budget cycle, with a mid-cycle and two mid-year adjustments. The current biennial budget cycle ends on June 30, 2024, and City Council must adopt a budget for the next year (at a minimum) by that time.

The numbers presented are still in draft form and staff is endeavoring to ensure that the General Fund will be operating with a surplus rather than a loss. Currently, proposals have been submitted by departments for consideration. The next phase is to approve or deny those new requests.

FISCAL IMPACT:

[Preliminary Fiscal Year 2024-25 and Fiscal Year 2025-26 Biennial Budget](#)

ALTERNATIVES:

Not applicable. Provide feedback.

ATTACHMENTS:

1. [Analysis of General Fund YTD and Estimated FYE Net Income.pdf](#)

Account Type in General Fund	Expected Outcome	Additional Expected	Fiscal Impact to Budget
------------------------------	------------------	---------------------	-------------------------

Revenues

Taxes	Meet Budget	\$7,500,000	No impact
Building Permits	Meet Budget	\$700,000	No impact
Other Permits	Below Budget	\$2,300,000	\$600,000 shortfall
Internal Service Revenues	Below Budget	\$1,300,000	\$600,000 shortfall
Transfers In - Lease Payments	Meet Budget	\$651,000	No impact
Transfers In - ARPA	Below Budget	\$800,000	\$400,000 shortfall
Miscellaneous Revenues	Meet Budget	\$500,000	No impact
Charges for Services	Meet Budget	\$250,000	No impact
Intergovernmental Revenues	Below Budget	\$505,000	\$25,000 shortfall
Contributions	Below Budget	\$250,000	\$95,000 shortfall
Fines and Forfeitures	Below Budget	\$25,000	\$120,000 shortfall
Use of Money and Property	Meet Budget	\$80,000	No impact
Other Income	Meet Budget	\$0	No impact
Impact of Refuse Fund Revenues	Meet Budget	\$1,165,000	\$1,165,000 increase
Impact of Refuse Fund Balance	Transfer of Fund Balance	\$1,400,000	\$1,400,000 increase

Total Revenues

\$17,426,000

Expenditures

Salaries and Benefits	Meet Budget	\$2,900,000	No impact
(33-11) Professional Services	Below Budget	\$700,000	\$320,000 savings
(33-53) Engineering Services	Below Budget	\$600,000	\$400,000 savings
(33-93) Fire Suppression Services	Above Budget	\$1,800,000	\$50,000 increase
Other Professional Services	Below Budget	\$390,000	\$130,000 savings
Contractual Services	Below Budget	\$145,000	\$100,000 savings
Utilities	Over Budget	\$170,000	\$320,000 increase
Special Programs	Below Budget	\$90,000	\$45,000 savings
Departmental Supplies	Below Budget	\$70,000	\$75,000 savings
Non-Capitalized Assets	Meet Budget	\$10,000	\$30,000 savings
Rentals and Leases	Meet Budget	\$35,000	No impact
Employee Reimbursements	Below Budget	\$10,000	\$10,000 savings
Technical Supplies	Below Budget	\$1,000	\$5,000 savings
Transfers Out	Over Budget	\$2,100,000	\$610,000 increase
Capital Expenditures	Below Budget	\$80,000	\$300,000 savings
Maintenance and Repairs	Below Budget	\$65,000	\$210,000 savings
Other Expenditures	Over Budget	\$1,000	\$6,000 increase
Fund 705 Expense reclass	Transfer of Expenses	(\$190,000)	\$190,000 savings
Impact of Refuse Fund Expenses	Below Budget	\$1,100,000	\$300,000 savings

Total Expenditures

\$10,077,000

Unrealized Net Income through Fiscal Year End

\$7,349,000

Year-To-Date (YTD) Net Loss

(\$7,264,780)

Estimated FY 2023-24 Net Loss

\$84,220

Friday, May 17, 2024