CITY OF BISHOP

CITY COUNCIL MEETING AGENDA

City Council Chambers - 301 West Line Street - Bishop, California
MONDAY, JUNE 22, 2026 - 6:00 PM

NOTICE TO THE PUBLIC: Please be advised this meeting is accessible to the public in person, on the City of Bishop website, or on the local government cable channel 12. In compliance with the Americans with Disabilities Act of 1990, if you need special assistance to participate in this meeting, please contact the City Clerk at 760-873-5863 Extension 124. Notification at least 48 hours prior to the meeting will enable the City to make reasonable arrangements to ensure accessibility to this meeting. [28 CFR 35.102.35.104 ADA Title II].

The public is encouraged to participate or observe this meeting by:

1. **Attending this meeting in person at the City of Bishop City Council Chambers located at 301 West Line Street in Bishop, California.**
2. **Observing this meeting live from the City of Bishop website at: https://www.cityofbishop.com/government/city_council/index.php**
3. **Observe this meeting live from the local government cable channel 12.**

Public comments may be made:

1. **In person: Members of the public desiring to speak on a matter appearing on the agenda should ask the Mayor for the opportunity to be heard when the item comes up for Council consideration (or complete a speaker card prior to the meeting). Comments for all agenda items are limited to a speaking time of three minutes unless modified by the Mayor.**
2. **In writing: Go to http://bishop-ca.granicus.com/ViewPublisher.php?view_id=8 to submit an "eComment" for the corresponding meeting. Please note that eComment submissions closes at 3:00 p.m. on the day of the meeting. You may also hand deliver public comments to the City drop/payment box located at the Church Street entrance to City Hall on or before the deadline noted above. All written public comments received prior to the above noted time will be distributed to the Council for their review and consideration prior to the meeting. All written public comments received after that time will be provided to the Council at the earliest possibility. Please note written public comments received will not be read aloud at the meeting.**

Any writing that is a public record that relates to an agenda item for open session distributed less than 72 hours prior to the meeting will be available for public inspection at City Hall, 377 West Line Street, Bishop, California during normal business hours. Government Code 54957.5(b)(1). Copies will also be provided at the appropriate meeting.

1. **CALL TO ORDER** - 6:00 p.m. Monday, June 22, 2026

2. **MOMENT OF SILENCE**

3. **PLEDGE OF ALLEGIANCE** - Mayor Muchovej will lead the pledge of allegiance.

4. **ROLL CALL**

5. **PUBLIC COMMENT**
NOTICE TO THE PUBLIC: This time is set aside to receive public comment on matters not calendared on the agenda. When recognized by the Mayor, please state your name and address for the record and please limit your comments to three minutes. Under California law the City Council is prohibited from generally discussing or taking action on items not included in the agenda; however, the City Council will listen to all public comment but will not generally discuss the matter or take action on it.

6. **PRESENTATIONS**

A. **PRESENTATION - Eastern Sierra Council of Governments Update** - Presented by Eastern Sierra Council of Governments (ESCOG) Executive Director Elaine Kabala.
ESCOG Presentation - June 22, 2026

B. **PRESENTATION - Eastern Sierra Regional Housing Study Housing Toolkit** - Presented by BAE Urban Economics Principal Aaron Nousaine.
Eastern Sierra Housing Toolkit Presentation

7. **DEPARTMENT REPORTS**
Updates on department activities will be given by the Department Heads and/or their staff.

A. Fire Department - Fire Chief Bret Russell
B. Police Department - Police Chief Nate Derr
C. Community Services Department - Community Services Manager Daniel McElroy
D. Planning Department - Principal Planner Ana Budnyk
E. Administration - City Administrator Pam Foster

8. **BISHOP AREA CHAMBER OF COMMERCE & INFORMATION CENTER UPDATE**
Prepared and presented by Bishop Area Chamber of Commerce and Information Center Executive Director Tawni Thomson.

A. **Bishop Area Chamber of Commerce and Information Center Update Report - June 22, 2026**
BACCIC Report - June 22, 2026
Elevate Leadership Program Flyer 2026

9. **CONSENT CALENDAR**
NOTICE TO THE PUBLIC: All matters under the Consent Calendar are considered routine by the City and will be acted on by one motion.

A. **April 2026 Budget Report**
Recommended Action: City Council to review and accept the April 2026 Budget Report.
April 2026 Budget Report

B. **April 2026 Financial Reports**

Recommended Action: City Council to review and accept the April 2026 Financial Reports.

April 2026 Bank Reconciliation Report
April 2026 Combined Cash Report
April 2026 Investment Portfolio Report
April 2026 Warrant Register Report

C. **2025-26 Fiscal Year End Budget Adjustment Proposal**
Recommended Action: City Council to review and approve the 2025-26 Fiscal Year End Budget Adjustment Proposal.

2025-26 Fiscal Year End Budget Adjustment Proposal

D. **Approval of FY 2025-26 Interfund Transfer and Related Budget Adjustment**
Recommended Action: Approve the proposed interfund transfer and related budget adjustment.

E. **Consideration and Approval of an Application to the Governor's Office of Business and Economic Development on Behalf of the City of Bishop Seeking Designation of Census Tract 06027000400 as an Opportunity Zone 2.0.**
Recommended Action: Authorize the City Administrator to submit an application to the Governor's Office of Business and Economic Development on behalf of the City of Bishop seeking designation of Census Tract 06027000400 as an Opportunity Zone 2.0. Applications are due July 25, 2026.

F. **Planning Commission - Cancellation Notice**

Planning Commission Meeting Cancellation Notice - 06 23 2026

G. **IT Services Agreement Extension Letter for July 1, 2026 - June 30, 2027**
Recommended Action: Council consideration to accept the Letter of Extension provided by Carmichael Business Technologies (CBT) to extend their IT services agreement with the City of Bishop for an additional one (1) year period from July 1, 2026 through June 30, 2027.

IT Support Services Agreement - Approved by City Council 06 26 2023
CBT IT Support Services Agreement Extension Letter 07 01 2026 - 06 30 2027

H. **Approval of Letter of Support for Assembly Bill 1560 – Prohibiting Individuals with Public Corruption Charges from Lobbying**
Recommended Action: Approve the of Letter of Support for Assembly Bill 1560 – Prohibiting Individuals with Public Corruption Charges from Lobbying and authorize the Mayor to sign.

Letter of Support - AB 1560

I. **Approval of a letter of support for JMT Wilderness Conservancy Reds Meadow Valley Restoration Project Grant Application to the Wildlife Conservation Board**
Recommended Action: Approve a letter of support JMT Wilderness Conservancy Reds Meadow Valley Restoration Project Grant Application to the Wildlife Conservation Board and authorize the Mayor to sign.

Letter of Support - Wildlife Conservation Board

10. PUBLIC HEARING AND ACTION

A. **Public Hearing and Resolution Amending the Permanent Local Housing Allocation (PLHA) Program Reuse Plan**
Recommended Action: Conduct a public hearing and adopt a resolution, by title only, amending the City's Permanent Local Housing Allocation (PLHA) Reuse Plan to add Activity (9) – Homeownership Opportunities, including but not limited to Down Payment Assistance Programs.
Resolution - Amending the PLHA Program Reuse Plan 2026 06 22

11. NEW BUSINESS

A. **Planning Commission - Screening Committee Recommended Appointment**
Recommended Action: Council consideration to appoint John Loomis to a four-year term ending March 25, 2030, on the Planning Commission.
Statement of Interest from John Loomis

B. **State of California Department of Transportation (Caltrans) Bishop Pavement Project Design Change**
Recommended Action: Council consideration to review and approve the proposed Bishop Pavement Project design change.
Caltrans Proposed Design Change - Curb Ramp 25 & 26

C. **Discussion and Action Regarding the City's Automated License Plate Reader (ALPR) Program and Flock Safety System**
Recommended Action: Conduct a discussion regarding the City's Automated License Plate Reader (ALPR) Program and provide direction to staff to:
1. Continue utilizing the current Flock Safety ALPR system;
2. Direct staff to solicit proposals from alternative vendors for consideration;
3. Discontinue the use of ALPR technology within the City of Bishop.

D. **Authorization to Advertise for Bids - Field 6 Rehabilitation Project**
Recommended Action: City Council to authorize the advertisement and solicitation for the Field 6 Rehabilitation Project and authorize the City Administrator to take actions to proceed with the bidding process.
Field 6 Site Map.pdf
Field 6 Plans
Field6_BICs_Bid
Field6_TechSpecs_Bid
Field 6 Bid Estimate

E. **Adoption of the Bishop City Park Master Plan**
Recommended Action:
- Adopt the Bishop City Park Master Plan as the City's guiding document for future park development, improvements, maintenance, and recreational facility planning.
- Authorize staff to utilize the Master Plan in establishing future capital improvement priorities, grant applications, and funding strategies.

Bishop Parks Master Plan Final
Appendix A - Public Comments
Appendix B - Existing Facilities Summary
Appendix C - Preliminary Estimate

12. FUTURE AGENDA ITEMS

13. COUNCIL AND COMMITTEE REPORTS

14. ADJOURNMENT

Monday, July 13, 2026 at 6:00 p.m. Regular Meeting in the City Council Chambers

EASTERN SIERRA COUNCIL OF GOVERNMENTS

Agenda

- Review Approved Programs of Work
- Update on Current Community Economic Resiliency Projects – Sierra Jobs First
- Looking Ahead
  - Comprehensive Economic Development Strategy
  - Inyo Mono Broadband Coalition
  - Proposition 4 Funding

II. Purposes

2.01 The ESCOG shall continue to be organized to: (1) provide a forum for discussion and study of regional issues of interest to the Member Agencies; (2) identify and plan for the solution of selected regional issues requiring multi-governmental cooperation; (3) facilitate actions and agreements among the Member Agencies for specific project development; (4) conduct other region wide functions as the Members deem appropriate.

2.02 In addition to the above, the ESCOG shall be organized to identify funding sources and to apply for and receive funding for the planning and implementation of programs of regional impact or significance, and to implement such programs, upon approval of the governing bodies of each Member Agency.

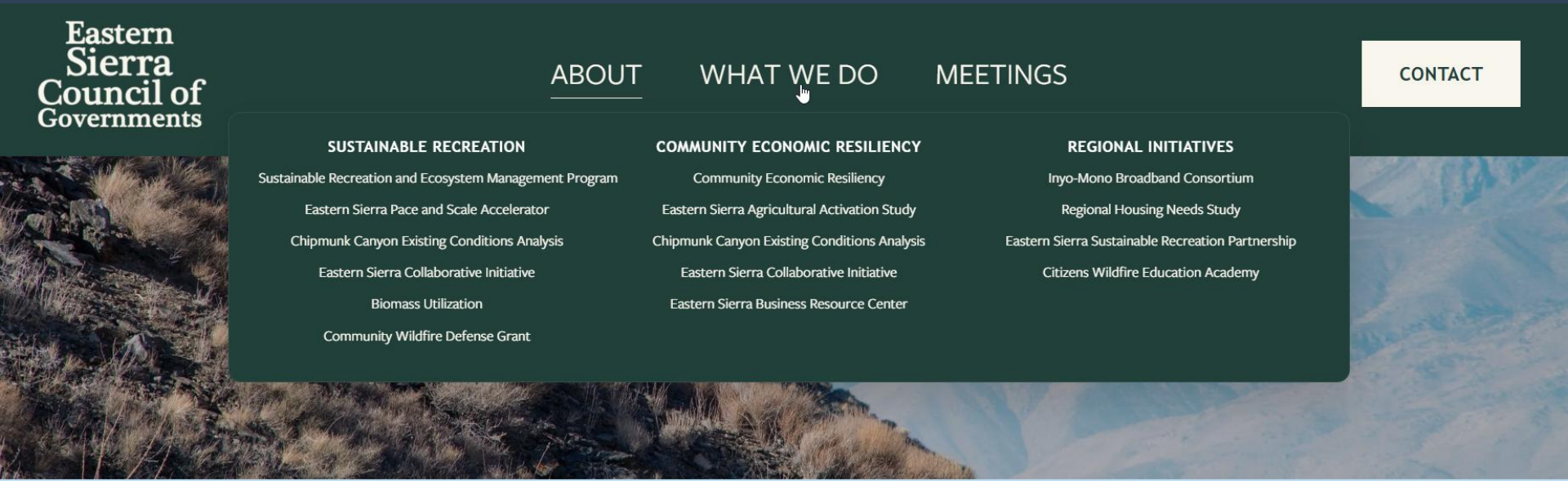

ORGANIZATIONAL DOCUMENTS

Member Agency Approved Programs of Work:

1. Sustainable Recreation and Ecosystem Management Program

2. Community Economic Resiliency Program

3. Inyo Mono Broadband Coalition

Sierra Jobs First Update

- Business Resource Center Catalyst Funding
- Chipmunk Canyon Existing Conditions Analysis
- Eastern Sierra Collaborative Initiative

EASTERN SIERRA
Business Resource Center

News & Events

Empower Hours: Money Basics & Communication Styles

We're pleased to announce the next two sessions of our popular Empower Hour lunchtime learning series. Empower Hour June 23: Smart Money Basics: Credit, Budgeting

Read More »

Elevate Leadership: 4-Month Leadership & Management Training Kicking Off In September

Elevate your leadership. Hone your management skills. Grow your business. Shapethe future of our community. Build lasting professional relationships. Program is led by local Maitri

Read More »

Free Training: Traffic Control & Flagging – June 16

The Bishop-Paiute Tribe will soon begin construction on the Tribal Broadband Project- When that happens, the contractor, B3 Communications, will be hiring certified flaggers throughout

Read More »

Free Event June 11: Intro To Entrepreneurship

Register Now Have a business idea, but no idea where to start? This free workshop, presented by the Tribal Employment Rights Office is for you!

Sierra Founders Academy: Summer Teen Bootcamp August 7-9

Collaborate, Connect, Learn, and Compete at the Sierra Founders Academy Youth Business Pitch Camp! The BRC is pleased to welcome fellow Sierra Jobs First

Share Your Expertise: Lead An Empower Hour At The BRC

Do you have a professional skillset that you feel is a valuable addition to any small business owner's arsenal? If so, we are seeking experts

Chipmunk Canyon Existing Conditions Analysis

Process and Outcomes

- Defining the project area
- Groundtruthing existing data
- Conducting use analysis and establishing trail traffic data
  - Trail counters
  - User surveys and public input map
  - Visitor origin analysis
  - Use profile report
- Identifying funding and next steps mechanisms
- Leadership committee

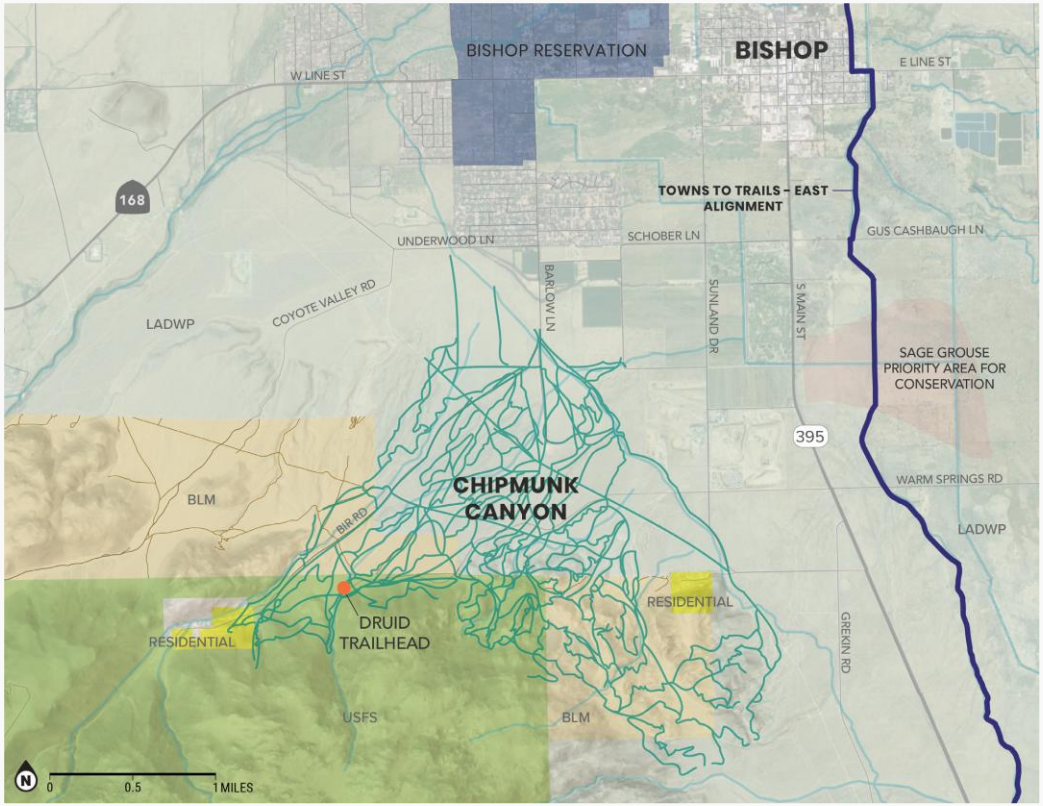

CALIFORNIA JOBS FIRST
Sierra Region

Chipmunk Canyon Existing Conditions Analysis

Surveys and Public Input Map

- Initial results (6/12)
  - **290 - survey form submissions**
    - (281 unique respondents)
  - **218 - map suggestions/comments** (
    - 70 unique participants)

Leadership Committee:

- BLM
- USFS
- LADWP
- Bishop Paiute Tribe
- ESCOG Subcommittee Representatives
- Bishop Area Bike Organization

- Report published in September 2026

Save the Date

The Co-LAB Summit

Advancing Regional Collaboration in the Eastern Sierra

July 9-10, 2026
Bishop, CA

Join regional leaders and practitioners for a three-day summit exploring the collaborative work shaping the future of the Eastern Sierra.

Building on momentum already underway across the region, the summit will bring together diverse perspectives to address shared challenges, elevate emerging opportunities, and strengthen regional partnerships.

Brought to you by:

Eastern Sierra Council of Governments

| **Panels** | **Speakers** |

| **Interactive Sessions** | **Networking** |

| **Showcase of Innovation & Partnership** |

Find out more:

CALIFORNIA JOBS FIRST
Sierra Region

EASTERN SIERRA AGRICULTURE ACTIVATION PLAN

GOALS:

Address challenges facing farmers and ranchers
Enhance economic opportunities
Support environmental stewardship
Strengthen local food systems & community resilience

The Eastern Sierra Agriculture Activation Plan will provide local government, agricultural producers, and project partners with an **actionable plan** including regionally informed **strategies and resources.**

Eastern Sierra Council of Governments

Counties of Inyo and Mono
Agricultural Commissioner's Office

California Jobs First
Sierra Region

PLENA
PLANNING + DE

EASTERN SIERRA AGRICULTURE ACTIVATION PLAN

Plan Deliverables: Strategies Across Six Areas

Strategic roadmap informed by extensive stakeholder engagement with producers, business owners and local residents
Strategies prioritized for development and implementation by feasibility, impact, cost, and timeline.

01

LAND ACCESS

Addressing long-term stability through lease amendments, land sharing, and succession planning.

02

LAND MANAGEMENT

Focus on irrigation efficiency, fire mitigation, and invasive weed management supported by cross-sector collaboration.

03

PRODUCT DIVERSIFICATION

Expanding local processing, storage, and clarifying regulatory compliance.

04

SERVICE DIVERSIFICATION

Start-up guides and zoning recommendations to support agritourism.

05

MARKETS & MARKETING

Regional directories, tourist market capture, business marketing education, and local shelf space initiatives.

06

EDUCATION & WORKFORCE

Youth engagement pipeline, business training, and community food education.

EASTERN SIERRA AGRICULTURE ACTIVATION PLAN

Project Timeline: January- August 2026

COMPLETE

STAKEHOLDER ENGAGEMENT

Interviews, Surveys, and Shareback Session finished.

COMPLETE

STRATEGY DEVELOPMENT

Priority establishment and strategy drafting complete.

IN PROGRESS

PARTNER ENGAGEMENT

Actively engaging strategy program partners.

NEXT STEPS

FINAL PLAN & DELIVERY

Tiered priorities finalization and plan delivery.

Roadmap Milestones:

- January - April: Data collection and stakeholder interviews and surveys, stakeholder input synthesis, shareback session
- May - June: Tiered Strategy prioritization and formulation
- July - August: Partner engagement, Final strategy development, presentation, and plan hand-off

Looking Ahead

- Comprehensive Economic Development Strategy
  - Economic Development District Designation Process
- Inyo Mono Broadband Coalition Funding Award
- Proposition 4 Sierra Nevada Conservancy Landscape Grant Invitation

EASTERN SIERRA REGIONAL HOUSING TOOLKIT

Presentation to the Bishop City Council
June 22, 2026

Collective Housing Committee (CHC)

County of Mono

Town of
Mammoth Lakes

ESCOG

County of Inyo

City of Bishop

BAE Urban Economics
SMR Development

Regional Housing Needs | 2025

Households across the region exhibit significant unmet housing needs, defined to include households that overpay for housing, live in overcrowded or substandard conditions, unhoused persons, and households with workers who commute in but would prefer to live in the region if adequate housing options were available.

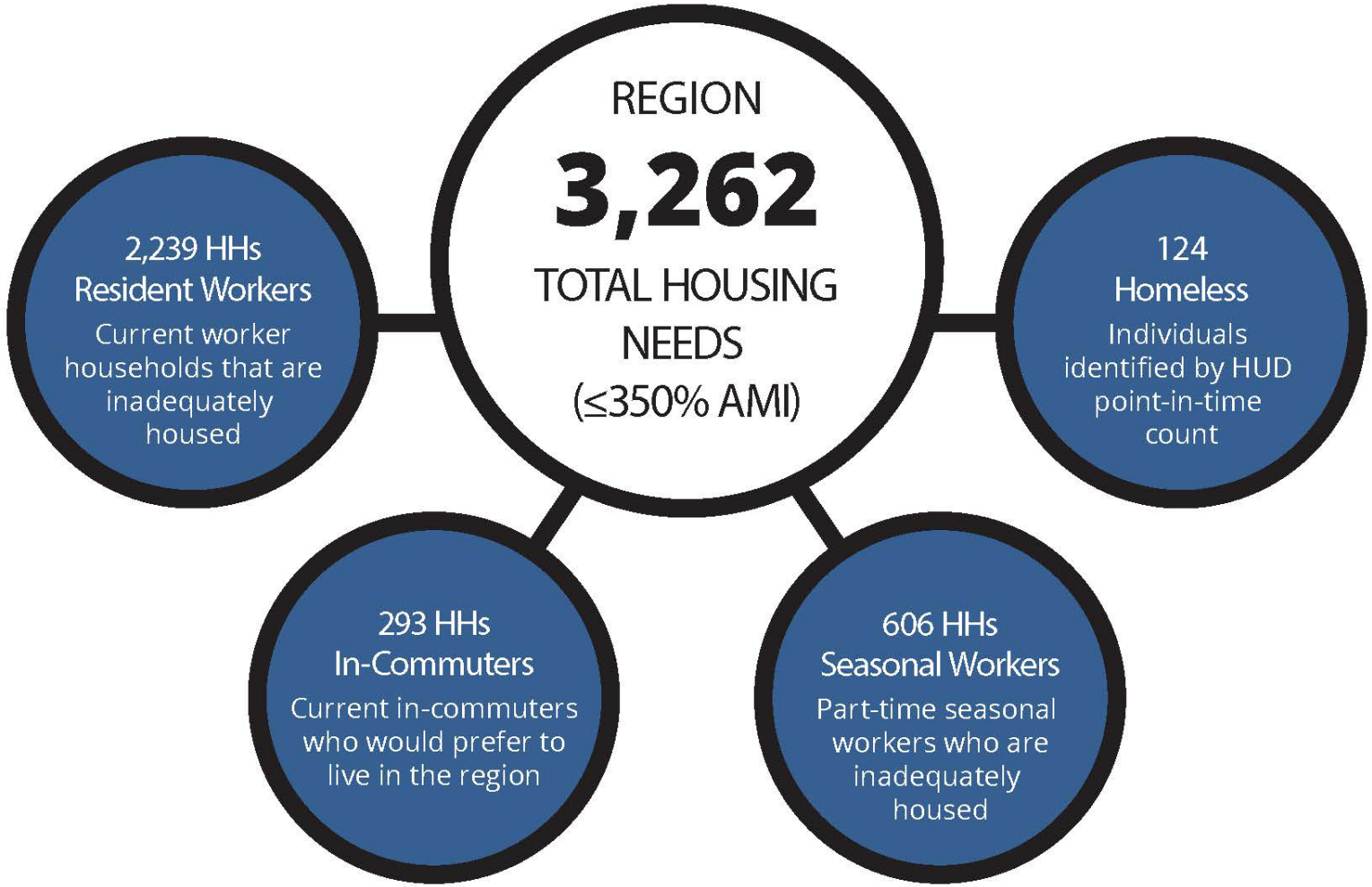

Totals by Sub Area

Resident Workforce HHs

Inyo County: 705
Bishop: 302
Mono County: 467
Mammoth Lakes: 765

In-Commuter HHs

Inyo County: 112
Bishop: 71
Mono County: 30
Mammoth Lakes: 80

Seasonal Worker HHs

Inyo County: 89
Bishop: 34
Mono County: 169
Mammoth Lakes: 314

Homeless

Inyo County: 25
Bishop: 55
Mono County: 33
Mammoth Lakes: 11

Total, All

Inyo County: 931
Bishop: 462
Mono County: 699
Mammoth Lakes: 1,170

Housing Needs Bridge | City of Bishop

Households in the City of Bishop, and greater Bishop area, demonstrate unmet housing needs across a range of incomes, with rents being affordable at ~120% of AMI, and single-family ownership at ~200% of AMI

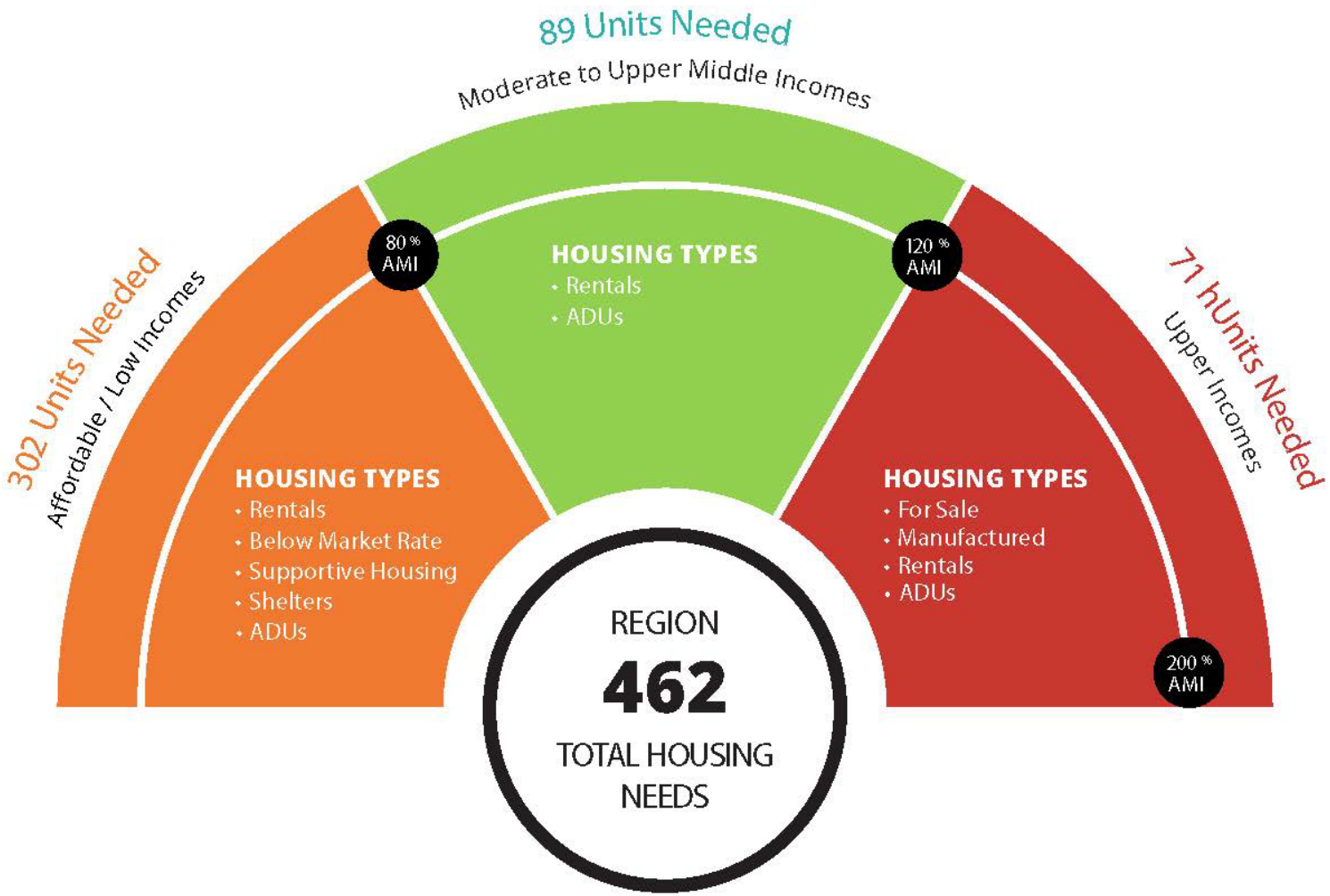

Supply Additions/Programs

- Three proposed projects (~200 units), each at a different stage of approvals
  - Silver Peaks Apartments *(60 multifamily rental units; 16 ownership townhomes)*
  - Bishop Commons Apartments (100 multifamily rental units)

Note: Unmet housing needs can be met through not just new construction, but also renovation and affordability buydowns.

Housing Needs by Unit Size | City of Bishop

The largest concentrations of unmet housing needs are among households that may be best served by smaller studio and one-bedroom housing units, which are largely undersupplied in the region.

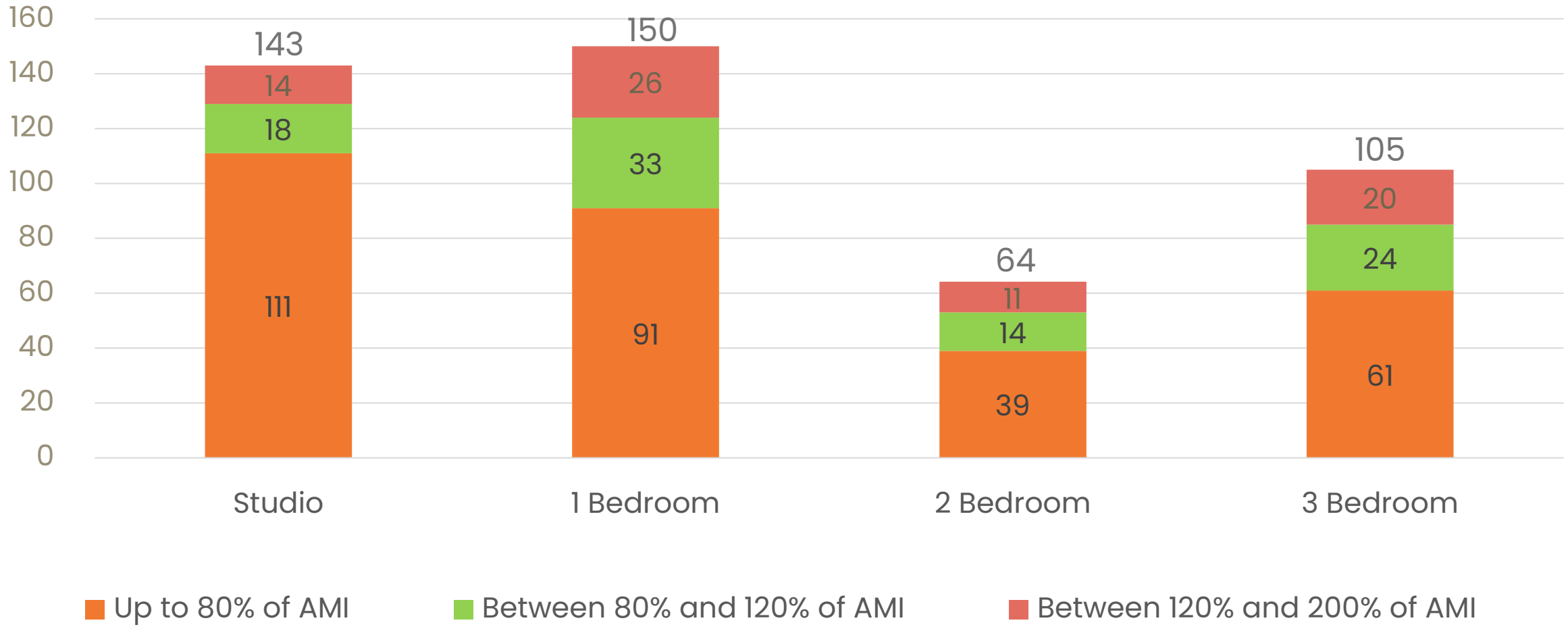

Housing Element vs. Toolkit | How They Relate

The Toolkit is designed as a menu, not a mandate. It is designed to complement, not to replace, the housing goals, policies, and programs being implemented through state-certified General Plan Housing Elements.

Housing Elements

What it is?
State-mandated, legally binding component of each jurisdiction's General Plan. Independently certified by HCD.

Purpose
Identify sites and programs to meet each jurisdiction's **Regional Housing Needs Allocation (RHNA)**. Noncertification risks financial penalties loss of permitting authority.

Scope
Jurisdiction-specific. Each city/county manages its own process independently.

Current Cycle
City of Bishop: 6th Cycle, 2021–2029

Regional Toolkit

What it is?
A voluntary menu of program, policy, and funding options prepared by the CHC for its five member jurisdictions.

Purpose
Facilitate progress by sharing tools, administrative capacity, and funding leverage across the region. The **housing need estimates** are provided for informational purposes.

Scope
Designed for use by any/all CHC jurisdictions. Implementation is voluntary. Opportunities for collaboration.

Key Distinction
A menu, not a mandate. Tools can be vetted, and adopted individually or regionally, based on capacity and priorities.

Toolkit Content Overview | What's included?

The Toolkit is organized into three tiers of housing tools, reflecting the CHC's collective assessment of appetite, readiness, capacity (fiscal and human capital), and implementation timeline.

Near-Term Tools

Implementation within 1-3 years

9 Tools

- Low-Income Housing Tax Credit (LIHTC) Development
- Accessory Dwelling Units (ADUs)
- Mobile / Manufactured Home Communities
- Occupancy & Local Employment Deed Restrictions
- Downpayment Assistance & Shared Equity Programs
- Safe Parking / Camping Sites
- Adaptive Reuse of Existing Structures
- Disaster Preparedness & Recovery
- Locally Controlled Funding Source(s)

Longer-Term Tools

Implementation within 3-7+ years

5 Tools

- Expanded Housing Sites Inventory
- Public/Private Property Owner Negotiations
- Infrastructure Planning & Investment
- Fee Waivers, Deferrals & Financial Incentives
- Regional Housing Authority or Finance Authority

Other Tools

Lower priority; may be of future interest

11 Tools

- Rent-to-Own Programs
- Rehabilitation & Energy Efficiency
- Mobile Home Park Preservation
- STR Regulation Enhancements
- Community Land Trust (CLT)
- Regional Community Foundation
- Employer-Assisted Housing
- Housing Cooperative
- Regional Transportation Strategies
- Coordinated Public Land Negotiations
- No Net Loss Policies

Questions and Discussion

Elaine Kabala, Eastern Sierra Council of Gov'ts
ekabala@escog.ca.gov

Sandra Moberly, Mono County
smoberly@mono.ca.gov

Nolan Bobroff, Town of Mammoth Lakes
nbobroff@townofmammothlakes.ca.gov

Meaghan McCamman, Inyo County
mmccamman@inyocounty.us

Anastasiia Budnyk, City of Bishop
ABudnyk@cityofbishop.com

Shellan Rodriguez, SMR Development
shellan@smrdevelopment.com

Aaron Nousaine, BAE Urban Economics
aaronnousaine@bae1.com

escog.ca.gov/housing-needs

Housing Needs at a Glance | Regional Overview

3,262
Households with Unmet Housing Needs

9,500+
Vacant housing units region-wide (~7,650 vacant second homes)

71%
Of employers say housing affects recruiting and retention

Need by Income Level

Below 80% AMI (Lower Income)

Most concentrated share of need in the greater Bishop area; renters most cost-burdened

80–120% AMI (Moderate / Workforce)

Important affordability gaps among moderate-income households in the greater Bishop area

Above 120% AMI (Upper Income)

Less acute in and around Bishop, where market-rate housing is more attainable than elsewhere in region

Structural Market Barriers

- High construction costs vs. achievable rents/prices
- Land scarcity — majority of land is federally managed (BLM, USFS, NPS, LADWP)
- ~3,400 short-term rentals locking up housing stock (mostly Mammoth Lakes and June Lake)
- Stock skewed toward large single-family homes; much of the workforce needs studios & 1-BRs
- Diverse housing needs and resources
- Infrastructure capacity constraints
- Lack of adequate funding for housing programs

Near-Term Tools | Implementable within 1-3 years

Low-Income Housing Tax Credit (LIHTC)

Target: Up to 80% AMI • Timeline: Near-term for pipeline; mid-term for new projects

City of Bishop: Existing status. Support applications through land dedications, fee waivers, and letters of support.

LIHTC is the primary federal financing tool for low-income affordable housing. Local governments play critical roles, such as contributing land, waiving/deferring fees, providing local loans/grants as leverageable gap funding.

Accessory Dwelling Units (ADUs)

Target: 60–120% AMI • Timeline: 6–18 months to launch a basic program

City of Bishop: Existing status. Pre-approved plan library and a low-interest construction loan fund recommended.

ADUs leverage private land and capital with minimal subsidy. Key program elements: pre-approved plan library (shared regionally), fee waivers, owner outreach, revolving loan fund. Launch costs: $50k–$150k; revolving fund: $500k–$2M.

Occupancy & Local Employment Deed Restrictions

Target: Any income; resident/seasonal workforce • Timeline: 6–18 months for template & enabling ordinance

City of Bishop: Not yet adopted. Mammoth Lakes offers an existing model; a regional template is available for Bishop to adapt.

Deed restrictions limiting occupancy to local workers preserve housing for the workforce without requiring large capital subsidies. Must be carefully designed to comply with fair housing law. One-time legal/consulting cost: $50k–$100k.

Near-Term Tools | Implementable within 1-3 years *(cont.)*

Adaptive Reuse of Existing Structures

Target: 60–120% AMI • Timeline: 12–36 months depending on project complexity

City of Bishop: Existing status. Particularly applicable where developable land is limited.

Converts underutilized lodging and commercial buildings to residential use. Leverages Project Homekey and 4% LIHTC/tax-exempt bond financing. Requires zoning flexibility and streamlined entitlement.

Disaster Preparedness & Recovery

Target: All workforce households; manufactured home residents • Timeline: 6–24 months for planning & pre-positioning

City of Bishop: Interested status. Wildfire and seismic hazard exposure makes pre-positioning important.

Integrates housing into emergency management. Pre-positions jurisdictions to access FEMA HMGP, HUD CDBG-DR, and other disaster recovery funding quickly with hazard data system, recovery plan, pre-approved replacement housing.

Locally Controlled Funding Source(s)

Target: Supports all other tools requiring capital • Timeline: Ballot measure timeline varies; 12–24 months typical

City of Bishop: Not yet designated. TOT and sales tax measures are potential city-level mechanisms.

Local funding provides stable, flexible capital to leverage state/federal grants and to deploy on local terms. Options are TOT set-aside, parcel tax, sales tax, or charter city authority, among others. Require voter approval under Prop. 218.

Longer-Term Tools | Lower Priority or Longer Time Horizon

These five strategies are currently lower priority, or require more time, resources, or political groundwork.

1. **Expanded Housing Sites Inventory** Timeline: 3–5 yrs
   Proactively identify and evaluate candidate sites beyond Housing Element minimums, including land banking and engagement with BLM, USFS, and LADWP on potential land exchanges.

2. **Public/Private Property Owner Negotiations** Timeline: 2–4 yrs
   Coordinate interagency strategy for negotiating access to federally managed and privately owned land for workforce housing. Requires sustained relationship-building with BLM, USFS, LADWP, and private landholders.

3. **Infrastructure Planning & Investment** Timeline: 3–7 yrs
   Identify infrastructure constraints (water, sewer, roads) limiting housing opportunity sites and coordinate multijurisdictional investment strategies. Key housing sites often require cross-boundary infrastructure solutions.

4. **Fee Waivers, Deferrals & Financial Incentives** Timeline: 3–12 months
   Adopt formal fee waiver/deferral ordinance for qualified affordable and workforce housing projects. Even deferrals (without waivers) significantly improve feasibility by reducing pre-development cash requirements.

5. **Regional Housing Authority or Finance Authority** Timeline: 3–5 yrs
   Establish a Joint Powers Authority (JPA) to consolidate housing program administration, expand bonding capacity, and provide a dedicated governance structure for regional housing investment. Requires all CHC members.

Other Potential Housing Tools

These eleven tools were considered and recognized as legitimate and potentially effective, but did not align with expected appetite, readiness, capacity (fiscal and human capital), and implementation timelines. These tools may be pursued independently or may become higher priorities as market conditions change.

Tool / Program	Summary
Inclusionary Housing & Commercial Linkage Fees	Market-rate development provides affordable units or pays in-lieu fees.
Short-Term Rental (STR) Regulation	Licensing caps, good neighbor requirements, and active enforcement.
Rent Incentive Programs (Lease-to-Locals)	Pay owners to rent to local workers and/or lower rents; convert STRs and second homes.
Rent-to-Own Housing Programs	Lease-purchase and shared-equity pathways to ownership (80–150% AMI).
Rehabilitation, Weatherization & Energy Efficiency	Repair and efficiency upgrades that preserve existing naturally occurring affordable stock.
Mobile/Manufactured Home Park Preservation	Closure ordinances, park expansions, and resident-ownership (ROC) conversions.
Rental Housing Inspection Programs	Fee-funded inspections ensuring health and safety standards for rental units.
Community Land Trust (CLT)	Nonprofit holds land for permanent affordability via ground lease; rental and ownership.
Community Foundation	Endowment and charitable capital dedicated to workforce housing.
Housing Cooperative (Co-op)	Resident-owned, limited-equity housing; another pathway to ownership.
Regional Transportation Strategies	Transit and rideshare widen the effective workforce housing market.

Housing Tools Implementation Status (1 of 4)

Status by jurisdiction across the full tool set. **E** = Existing **I** = Interested / Exploring

Policy / Program Tool	Inyo	Bishop	Mono	Mammoth
Housing Supply Expansion				
Housing Sites Inventory	E	E	E	E
Publicly Owned Sites for Development	E	E	E	E
Safe Parking / Camping Sites	I		I	E
Temporary Reuse of Public Facilities	I			
Adaptive Reuse of Existing Structures	I	E	I	E
Low-Income Tax Credit Development	I	E		E
Support Proposed Housing Projects	E	E	E	E
Infrastructure Enhancements	I	E	I	
Accessory Dwelling Unit Programs	E	E	E	E
Seasonal Workforce Housing			I	E
Mobile / Manufactured Home Communities	E		E	E

Housing Tools Implementation Status (2 of 4)

Status by jurisdiction across the full tool set. **E** = Existing **I** = Interested / Exploring

Policy / Program Tool	Inyo	Bishop	Mono	Mammoth
Regulatory & Incentive Reform				
By-Right Development and Project Streamlining	E	E	E	E
Non-Monetary Incentives for Desired Project Types		E	I	E
Flexible Development Standards for Innovation	E	E		
Inclusionary Housing and Commercial Linkage Policies	E		E	E
Fee Waivers, Deferrals, and Other Financial Incentives	E		E	E
Utilization & Preservation				
No Net Loss Policies		E		E
Occupancy / Employment Deed Restrictions	I		E	E
Rental Housing Inspection Programs	E		I	E
Employer Master Leasing Programs	I	I	I	

Housing Tools Implementation Status (3 of 4)

Status by jurisdiction across the full tool set. **E** = Existing **I** = Interested / Exploring

Policy / Program Tool	Inyo	Bishop	Mono	Mammoth
Utilization & Preservation (cont.)				
Rent Incentive Programs (Lease-to-Locals; Rooted Renters)				E
Purchase and Deed Restriction Programs		I	I	E
Downpayment Assistance and Shared Equity Programs	I	I	I	E
Rent-to-Own Housing Programs		I	I	
Rehabilitation, Weatherization, Energy Efficiency	E	I	I	
Mobile/Manufactured Home Preservation		E	I	E
Short-Term Rental (STR) Regulation	E		E	E
Disaster Preparedness and Recovery	I	I	I	E

Housing Tools Implementation Status (4 of 4)

Status by jurisdiction across the full tool set. **E** = Existing **I** = Interested / Exploring

Policy / Program Tool	Inyo	Bishop	Mono	Mammoth
Funding & Financing Tools				
Locally Controlled Funding Source(s)			E	E
State/Federal Grants/Loans	E	E	E	E
Support Pursuit of Tax Credits and Other Gap Funding	E	E	E	E
Governance & Regional Coordination				
Community Land Trust (CLT)			I	
Housing Cooperative (Co-op)			I	
Regional Housing Authority	I		I	
Regional Housing Finance Authority	I		I	
Regional Community Foundation			I	
Regional Transportation Strategies	E		I	E
Coordinated Negotiation with Public Landowners	E	E	I	E
Coordinated Negotiation with Large Employers				E

Bishop Area Chamber of Commerce & Information Center

Report to Bishop City Council for Monday June 22, 2026

Information Center Update: Open since mid-May in new location at 218 South Main Street, Suite A. We are pleased with how the information center is set up. Exterior of building including signage still needs work. Unfortunately, we were not approved for the T-Mobile Main Street America Grant to renovate the façade.

As anticipated, we are seeing far fewer guests each day in the new location. Since we have been open, we have recorded a 63% decrease in guest interactions. May 11 through June 16 in 2026, we assisted 724 individuals. In the same time period last year, we helped 1,940 people.

The information center is currently open Tuesday through Saturday 10am – 5pm.

We are working on a campaign to promote the new location that will include paid social and search ads as well as flyers at all our hotel partners.

Recent Projects & Events:

- 5/17-5/21: US Travel Association IPW Conference in partnership with High Sierra Visitors Council
- 5/27: Networking Mixer at Inyo Council for the Arts
- 5/28: Lunch & Learn workshop about proposed Eastern Sierra Community Foundation
- 6/7-6/13: CHSRA State Finals Rodeo Championship
- Redesign and reprint of Inyo-Mono Fishing Locations Map

Upcoming Projects & Events:

- Co-sponsoring Elevate Leadership Program with Maitri Leadership and Eastern Sierra Business Resource Center (flyer attached)
- Update and reprint Bishop Visitor Guide Magazine
- Update and reprint Fall Colors Guide Map
- Familiarization tours for local front-line hospitality providers
- 8/11: Networking Mixer at Alta One Federal Credit Union
- 8/29-9/2: Fam Tours for French Tour Operators and Media

Chamber Board Elections:

Election ballots were mailed to all chamber members and will be counted on 6/23. Election results will be announced at Chamber Board Meeting on 6/24/26.

2026-2027 Budget & Program of Work:

- Working now to develop budget and marketing programs for next fiscal year.

Lodging Metrics:

- May occupancy for Bishop hotels was 68.7%, flat year over year.
- May ADR was $161 (7% higher than last year).
- June occupancy is tracking about 6% lower than last year.

MAITRI
LEADERSHIP

ELEVATE LEADERSHIP DEVELOPMENT PROGRAM

Elevate your leadership. Hone your management skills. Grow your business. Shape the future of our community. Build lasting professional relationships.

Join our 4 month leadership and management program for local Eastern Sierra business leaders @ the Eastern Sierra Business Resource Center in Bishop, CA

Session Schedule:

9/22 from 8:30am-4:30pm
- Deepen your Self-Awareness as a Leader

10/6 from 8:30am-12:30pm
- Enhance Management Effectiveness with EQ and Coaching

10/20 from 8:30am-12:30pm
- Navigate Difficult Conversations with Confidence

11/3 from 8:30am-12:30pm
- Motivate and Develop a High Performing Team

11/17 from 8:30am-12:30pm
- Cultivate Resilience in You and Your Organization

12/1 from 8:30-1:00pm
- Craft Your Long-term Vision and Strategy

Program is led by local Maitri Leadership facilitators JaRae Birkeland and Jered Cherry and includes 1:1 coaching and two personal leadership assessments

Cost:
$650 (subsidized) for Bishop Chamber Members
$850 for non-Chamber Members

Application Link:

Sponsored by:

BISHOP CHAMBER OF COMMERCE

EASTERN SIERRA Business Resource Center

Spots are limited. Scholarships available.
Deadline to apply is August 15, 2026

For questions about the program please email **contact@maitrileadership.com**

APRIL 2026
BUDGET REPORT

TABLE OF CONTENTS

PAGES 3-4	GENERAL FUND REVENUE
PAGES 5-15	GENERAL FUND EXPENSES
PAGE 16	SEWER FUND REVENUE
PAGE 17	SEWER FUND EXPENSES
PAGE 18	GAS TAX FUND REVENUE
PAGE 19	GAS TAX FUND EXPENSES
PAGE 20	WATER FUND REVENUE
PAGE 21	WATER FUND EXPENSES
PAGE 22	MEASURE A FUND REVENUE
PAGE 23	MEASURE A FUND EXPENSES
PAGE 24	SUNRISE MHP REVENUE
PAGE 25	SUNRISE MHP EXPENSES
PAGE 26	STREETS & SIDEWALK IMP. REVENUE
PAGE 27	STREETS & SIDEWALK IMP. EXPENSES
PAGE 28	HEAVY EQUIPMENT REPLACEMENT FUND REVENUE
PAGE 29	PROPERTY/HOUSING DEVELOPMENT FUND REVENUE
PAGE 30	PROPERTY/HOUSING DEVELOPMENT FUND EXPENSES
PAGE 31	PLHA FUND REVENUE
PAGE 32	COPS FUND REVENUE
PAGE 33	COPS FUND EXPENSES
PAGE 34	E. LINE ST. BRIDGE REPLACEMENT FUND REVENUE
PAGE 35	E. LINE ST. BRIDGE REPLACEMENT FUND EXPENSES
PAGE 36	S. WARREN ST. IMPROVEMENT FUND REVENUE
PAGE 37	S. WARREN ST. IMPROVEMENT FUND EXPENSES

CITY OF BISHOP
REVENUES WITH COMPARISON TO BUDGET
FOR THE 10 MONTHS ENDING APRIL 30, 2026

GENERAL FUND

		PERIOD ACTUAL	YTD ACTUAL	BUDGET	UNEARNED	PCNT
	REVENUE					
001-000-31010	PROPERTY TAXES SECURED	.00	379,894.51	670,000.00	290,105.49	56.7
001-000-31020	PROPERTY TAXES UNSECURED	.00	55,839.03	50,000.00	(5,839.03)	111.7
001-000-31030	PROPERTY TAXES PRIOR YR.	.00	7,106.60	6,000.00	(1,106.60)	118.4
001-000-31031	PROPERTY TAXES UNSECURED PY	.00	2,363.91	.00	(2,363.91)	.0
001-000-31050	PROPERTY TAX HOMEOWNERS	.00	1,300.24	2,600.00	1,299.76	50.0
001-000-31060	PROPERTY TAX MISC.	.00	.00	10,000.00	10,000.00	.0
001-000-31065	VLF SWAP/PROPERTY TAX IN LIEU	.00	226,417.45	386,000.00	159,582.55	58.7
001-000-31066	VEHICLE LICENSE FEE IN EXCESS	.00	5,893.84	8,000.00	2,106.16	73.7
001-000-31120	SALES TAX	342,015.59	3,232,586.84	5,150,000.00	1,917,413.16	62.8
001-000-31126	DWP WATER AGREEMENT PAYMENT	.00	249,134.00	249,134.00	.00	100.0
001-000-31128	SALES TAX 1/2% - PUBLIC SAFETY	.00	7,771.01	15,000.00	7,228.99	51.8
001-000-31130	TRANSIENT OCCUPANCY TAX	432,765.32	2,840,974.56	3,550,000.00	709,025.44	80.0
001-000-31131	TOT PENALTIES	7.61	16,695.52	2,000.00	(14,695.52)	834.8
001-000-31150	REAL PROPERTY TRANSFER	310.75	4,347.22	6,000.00	1,652.78	72.5
001-000-32010	BUSINESS LICENSES	(303.00)	72,593.70	68,000.00	(4,593.70)	106.8
001-000-32015	SHORT-TERM RENTALS	.00	4,820.00	6,000.00	1,180.00	80.3
001-000-32030	PARKING PERMITS	.00	7,320.00	7,000.00	(320.00)	104.6
001-000-32040	USE PERMITS	1.46	1,503.46	3,000.00	1,496.54	50.1
001-000-32041	ENVIRONMENTAL APPLICATION FEE	.00	.00	500.00	500.00	.0
001-000-32050	BUILDING PERMITS	24,886.05	162,388.58	145,000.00	(17,388.58)	112.0
001-000-32051	PLANNING FEE	150.00	975.34	3,100.00	2,124.66	31.5
001-000-32080	ELECTRICAL FRANCHISE	49,848.55	49,848.55	52,000.00	2,151.45	95.9
001-000-32081	CELL TOWER FRANCHISE	.00	33,870.97	45,420.00	11,549.03	74.6
001-000-32082	CANNABIS DEVELOPMENT FEES	.00	30,000.00	75,000.00	45,000.00	40.0
001-000-32090	TV FRANCHISE	.00	7,087.55	8,400.00	1,312.45	84.4
001-000-33010	INTEREST ON BANK DEPOSITS	43,928.32	426,179.08	480,000.00	53,820.92	88.8
001-000-33020	RENTAL OF REAL PROPERTY	10,117.07	106,922.90	70,000.00	(36,922.90)	152.8
001-000-33021	INTEREST - GASB 87	.00	.00	42,000.00	42,000.00	.0
001-000-34040	REIMB. FOR HIGHWAY SWEEPING	8,833.32	39,749.94	53,000.00	13,250.06	75.0
001-000-34047	REIMBURSEMENT FROM BUSD	20,000.00	60,000.00	80,000.00	20,000.00	75.0
001-000-34050	MISC. REV. CAPITAL REPLACEMENT	.00	31,331.00	31,331.00	.00	100.0
001-000-34083	FIRE INSPECTION FEES	50.00	1,250.00	1,000.00	(250.00)	125.0
001-000-34094	LOCAL RESPONSE STANDBY	.00	.00	1,000.00	1,000.00	.0
001-000-34095	STRIKE TEAM/OES/CAL FIRE	.00	185,001.17	110,000.00	(75,001.17)	168.2
001-000-34120	PEACE OFFICER S&T	.00	2,636.57	7,000.00	4,363.43	37.7
001-000-34121	RAN REIMBURSEMENT	.00	7,127.67	28,275.00	21,147.33	25.2
001-000-34124	BUDGET ACT 2013/LAW ENF.	.00	17.96	17.96	.00	100.0
001-000-34125	PARKING CITATIONS	1,051.73	10,815.40	15,000.00	4,184.60	72.1
001-000-34126	TOW FEES	250.00	3,155.00	3,300.00	145.00	95.6
001-000-34135	MANDATED COSTS REIMBURSEMENT	.00	1,512.00	23,900.00	22,388.00	6.3
001-000-34141	PD GRANTS	.00	53,223.13	49,629.00	(3,594.13)	107.2
001-000-34145	4850/DISABILITY PAY REIMB.	1,137.27	10,552.74	9,415.47	(1,137.27)	112.1
001-000-35020	STRONG MOTION INST. PROGRAM	423.32	3,433.05	800.00	(2,633.05)	429.1
001-000-35060	CBSC/BUILDING PERMIT	82.00	618.04	200.00	(418.04)	309.0
001-000-36010	SALE OF CITY PROPERTY	.00	1.00	1.00	.00	100.0
001-000-36030	MISCELLANEOUS REVENUE	1,880.88	9,411.04	11,100.00	1,688.96	84.8
001-000-36031	RETIREE MEDICAL COPAY	.00	1,597.20	2,600.00	1,002.80	61.4
001-000-36040	FINGERPRINTING & REPORTS	1,953.00	22,652.60	22,500.00	(152.60)	100.7
001-000-36041	SUBPOENAS	.00	60.00	30.00	(30.00)	200.0
001-000-36042	AB109/REALIGNMENT	.00	965.76	103,900.00	102,934.24	.9
001-000-36074	SUMMER PROGRAM TUITION	13,020.00	38,330.00	41,000.00	2,670.00	93.5
001-000-36078	AFTER SCHOOL PROGRAM	8,871.00	72,582.00	80,000.00	7,418.00	90.7

CITY OF BISHOP
REVENUES WITH COMPARISON TO BUDGET
FOR THE 10 MONTHS ENDING APRIL 30, 2026

GENERAL FUND

		PERIOD ACTUAL	YTD ACTUAL	BUDGET	UNEARNED	PCNT
001-000-37010	SPECIAL EVENT INSURANCE	580.00	2,980.00	1,850.00	(1,130.00)	161.1
001-000-39250	SOFTBALL	20,000.00	20,000.00	17,000.00	(3,000.00)	117.7
001-000-39251	SOCCER	.00	4,800.00	4,800.00	.00	100.0
001-000-39255	VOLLEYBALL	.00	1,800.00	1,700.00	(100.00)	105.9
001-000-39270	AEROBIC, DANCE, ZUMBA	.00	.00	600.00	600.00	.0
001-000-39275	FACILITY RENTAL FEE	548.07	2,292.07	2,000.00	(292.07)	114.6
001-000-39280	YOUTH PROGRAM	.00	1,200.00	500.00	(700.00)	240.0
001-000-39281	GYMNASTICS	5,500.00	20,380.00	28,000.00	7,620.00	72.8
001-000-39290	POOL - PUBLIC SWIM	.00	16,388.00	26,000.00	9,612.00	63.0
001-000-39291	POOL - RENTALS	.00	11,010.00	11,010.00	.00	100.0
001-000-39292	POOL - SWIM LESSONS	5,390.00	18,830.00	21,000.00	2,170.00	89.7
001-000-39293	POOL - CONCESSIONS	.00	2,416.00	3,580.00	1,164.00	67.5
001-000-39294	POOL - WATER FITNESS	.00	2,358.00	8,000.00	5,642.00	29.5
001-000-39999	REVENUE -TRANSFERS IN	.00	700,000.00	700,000.00	.00	100.0
	TOTAL REVENUE	993,298.31	9,294,312.20	12,611,193.43	3,316,881.23	73.7
	TOTAL FUND REVENUE	993,298.31	9,294,312.20	12,611,193.43	3,316,881.23	73.7

CITY OF BISHOP
EXPENDITURES WITH COMPARISON TO BUDGET
FOR THE 10 MONTHS ENDING APRIL 30, 2026

GENERAL FUND

		PERIOD ACTUAL	YTD ACTUAL	BUDGET	UNEXPENDED	PCNT
	CITY COUNCIL					
001-010-51001	FULL TIME SALARIES	2,538.50	27,198.21	33,500.00	6,301.79	81.2
001-010-51006	VISION INSURANCE	40.91	450.01	600.00	149.99	75.0
001-010-51007	HEALTH INSURANCE	9,755.48	100,436.92	117,785.00	17,348.08	85.3
001-010-51008	DENTAL INSURANCE	444.22	4,886.42	5,582.00	695.58	87.5
001-010-51011	MEDICARE TAX	21.08	238.62	490.00	251.38	48.7
001-010-51017	PARS-ARS	33.00	363.00	440.00	77.00	82.5
001-010-51025	RETIREE HEALTH INSURANCE	1,331.00	12,502.00	20,000.00	7,498.00	62.5
001-010-51043	DISABILITY INSURANCE	52.75	580.25	660.00	79.75	87.9
001-010-52011	ADVERTISING & PRINTING	.00	633.75	1,000.00	366.25	63.4
001-010-52012	OFFICE SUPPLIES & POSTAGE	.74	117.92	400.00	282.08	29.5
001-010-52013	COMMUNICATIONS	117.20	1,300.22	1,700.00	399.78	76.5
001-010-52014	MEETINGS & TRAVEL	3,567.44	12,363.12	15,000.00	2,636.88	82.4
001-010-52015	PROFESSIONAL SERVICES	.00	3,660.30	7,000.00	3,339.70	52.3
001-010-52016	INSURANCE	.00	392.50	750.00	357.50	52.3
001-010-52018	SPECIAL DEPARTMENT SUPPLIES	.00	7,544.80	11,000.00	3,455.20	68.6
001-010-52019	MISC. DUES & SUBSCRIPTIONS	.00	3,745.00	3,800.00	55.00	98.6
001-010-52030	ESCOG	.00	25,000.00	25,000.00	.00	100.0
001-010-52045	IT	435.00	10,845.14	23,000.00	12,154.86	47.2
001-010-55100	CITY COST PLAN	.00	(37,749.00)	(37,749.00)	.00	(100.0)
	TOTAL CITY COUNCIL	18,337.32	174,509.18	229,958.00	55,448.82	75.9

CITY OF BISHOP
EXPENDITURES WITH COMPARISON TO BUDGET
FOR THE 10 MONTHS ENDING APRIL 30, 2026

GENERAL FUND

		PERIOD ACTUAL	YTD ACTUAL	BUDGET	UNEXPENDED	PCNT
	ADMINISTRATION					
001-011-51001	FULL TIME SALARIES	27,913.81	394,021.75	447,126.39	53,104.64	88.1
001-011-51002	PART TIME SALARIES	3,732.03	16,439.12	43,400.00	26,960.88	37.9
001-011-51004	OVERTIME WAGES	.00	364.49	600.00	235.51	60.8
001-011-51006	VISION INSURANCE	40.35	528.71	659.00	130.29	80.2
001-011-51007	HEALTH INSURANCE	2,567.23	26,430.77	29,847.84	3,417.07	88.6
001-011-51008	DENTAL INSURANCE	461.62	5,845.06	6,600.00	754.94	88.6
001-011-51010	WORKER'S COMPENSATION	.00	7,846.42	7,846.42	.00	100.0
001-011-51011	MEDICARE TAX	448.42	6,080.92	7,300.00	1,219.08	83.3
001-011-51013	HOLIDAY PAYOUT	.00	10,173.69	10,173.69	.00	100.0
001-011-51016	CAR ALLOWANCE	300.00	3,800.00	5,000.00	1,200.00	76.0
001-011-51017	PARS-ARS	48.52	213.72	590.00	376.28	36.2
001-011-51022	PARS SYSTEM	.00	8,814.96	12,000.00	3,185.04	73.5
001-011-51024	DEFERRED COMPENSATION	602.96	10,576.83	13,520.00	2,943.17	78.2
001-011-51025	RETIREE HEALTH INSURANCE	4,947.99	50,823.39	60,030.00	9,206.61	84.7
001-011-51027	PERS EE/ER	3,159.95	45,108.62	57,000.00	11,891.38	79.1
001-011-51029	PERS LS UAL	.00	199,338.28	199,338.28	.00	100.0
001-011-51042	UNEMPLOYMENT INSURANCE	.00	.00	1,500.00	1,500.00	.0
001-011-51043	DISABILITY & LIFE INSURANCE	152.79	1,952.74	2,200.00	247.26	88.8
001-011-51046	OPEB	2,755.97	39,171.59	48,150.00	8,978.41	81.4
001-011-52008	ADMINISTRATION FEES	2,024.20	17,136.26	26,000.00	8,863.74	65.9
001-011-52009	TRAINING	164.94	1,070.79	4,000.00	2,929.21	26.8
001-011-52011	ADVERTISING & PRINTING	.00	54.38	1,000.00	945.62	5.4
001-011-52012	OFFICE SUPPLIES & POSTAGE	1,973.41	19,220.97	22,000.00	2,779.03	87.4
001-011-52013	COMMUNICATIONS	168.00	2,275.46	2,900.00	624.54	78.5
001-011-52014	MEETINGS & TRAVEL	.00	9,565.86	10,500.00	934.14	91.1
001-011-52015	PROFESSIONAL SERVICES	25,122.48	121,901.39	240,700.00	118,798.61	50.6
001-011-52018	SPECIAL DEPARTMENT SUPPLIES	35.91	7,098.62	8,400.00	1,301.38	84.5
001-011-52019	MISC. DUES & SUBSCRIPTIONS	180.29	1,586.39	2,000.00	413.61	79.3
001-011-52045	IT	290.40	17,301.30	18,000.00	698.70	96.1
001-011-52126	SENIOR W/S PROGRAM DISCOUNT	.00	.00	8,500.00	8,500.00	.0
001-011-53020	VEHICLE OPERATION	.00	543.32	777.88	234.56	69.9
001-011-55099	CONTINGENCY	.00	7,872.00	33,000.00	25,128.00	23.9
001-011-55100	CITY COST PLAN	.00	(165,532.00)	(165,532.00)	.00	(100.0)
	TOTAL ADMINISTRATION	77,091.27	867,625.80	1,165,127.50	297,501.70	74.5

CITY OF BISHOP
EXPENDITURES WITH COMPARISON TO BUDGET
FOR THE 10 MONTHS ENDING APRIL 30, 2026

GENERAL FUND

		PERIOD ACTUAL	YTD ACTUAL	BUDGET	UNEXPENDED	PCNT
	FINANCE					
001-012-51001	FULL TIME SALARIES	12,278.08	131,319.39	160,000.00	28,680.61	82.1
001-012-51004	OVERTIME WAGES	.00	364.46	500.00	135.54	72.9
001-012-51006	VISION INSURANCE	21.48	236.28	283.00	46.72	83.5
001-012-51007	HEALTH INSURANCE	3,003.66	30,924.00	34,920.85	3,996.85	88.6
001-012-51008	DENTAL INSURANCE	249.51	2,744.61	3,000.00	255.39	91.5
001-012-51010	WORKER'S COMPENSATION	.00	3,321.65	3,321.65	.00	100.0
001-012-51011	MEDICARE TAX	172.52	1,857.23	2,410.00	552.77	77.1
001-012-51025	RETIREE HEALTH INSURANCE	598.95	6,152.13	7,314.00	1,161.87	84.1
001-012-51027	PERS EE/ER	1,001.88	10,738.24	13,100.00	2,361.76	82.0
001-012-51029	PERS LS UAL	.00	290.84	290.84	.00	100.0
001-012-51043	DISABILITY & LIFE INSURANCE	70.47	758.84	835.75	76.91	90.8
001-012-51046	OPEB	1,257.26	13,446.93	16,400.00	2,953.07	82.0
001-012-52007	BANK FEES	1,895.37	19,194.13	26,200.00	7,005.87	73.3
001-012-52011	ADVERTISING & PRINTING	.00	.00	200.00	200.00	.0
001-012-52012	OFFICE SUPPLIES & POSTAGE	850.09	4,606.68	5,000.00	393.32	92.1
001-012-52014	MEETINGS & TRAVEL	.00	.00	1,000.00	1,000.00	.0
001-012-52015	PROFESSIONAL SERVICES	.00	59,898.49	64,000.00	4,101.51	93.6
001-012-52018	SPECIAL DEPARTMENT SUPPLIES	31.57	3,979.09	4,000.00	20.91	99.5
001-012-52019	MISC. DUES & SUBSCRIPTIONS	20.00	228.93	500.00	271.07	45.8
001-012-52045	IT	2,548.90	26,476.45	31,000.00	4,523.55	85.4
001-012-55100	CITY COST PLAN	.00	(50,167.00)	(50,167.00)	.00	(100.0)
	TOTAL FINANCE	23,999.74	266,371.37	324,109.09	57,737.72	82.2
	TREASURER					
001-013-51001	FULL TIME SALARIES	69.23	1,206.58	1,900.00	693.42	63.5
001-013-51011	MEDICARE TAX	1.00	17.43	28.00	10.57	62.3
001-013-51017	PARS-ARS	.90	16.20	25.00	8.80	64.8
001-013-52045	IT	.00	.00	30.00	30.00	.0
	TOTAL TREASURER	71.13	1,240.21	1,983.00	742.79	62.5
	LEGAL SERVICES					
001-014-52015	PROFESSIONAL SERVICES	16,433.09	127,478.83	180,000.00	52,521.17	70.8
001-014-55040	LITIGATION SERVICES	.00	19,688.35	20,000.00	311.65	98.4
001-014-55100	CITY COST PLAN	.00	(24,252.00)	(24,252.00)	.00	(100.0)
	TOTAL LEGAL SERVICES	16,433.09	122,915.18	175,748.00	52,832.82	69.9
	INSURANCE					
001-015-52016	INSURANCE	72.00	416,833.00	427,300.00	10,467.00	97.6
001-015-55100	CITY COST PLAN	.00	(59,216.00)	(59,216.00)	.00	(100.0)
	TOTAL INSURANCE	72.00	357,617.00	368,084.00	10,467.00	97.2

CITY OF BISHOP
EXPENDITURES WITH COMPARISON TO BUDGET
FOR THE 10 MONTHS ENDING APRIL 30, 2026

GENERAL FUND

		PERIOD ACTUAL	YTD ACTUAL	BUDGET	UNEXPENDED	PCNT
	BUILDINGS AND GROUNDS					
001-016-51002	PART TIME SALARIES	2,255.00	59,499.49	69,290.00	9,790.51	85.9
001-016-51011	MEDICARE TAX	32.70	862.79	1,006.00	143.21	85.8
001-016-51017	PARS-ARS	29.32	773.57	901.00	127.43	85.9
001-016-51029	PERS LS UAL	.00	1,191.94	1,191.94	.00	100.0
001-016-52010	UTILITIES	3,094.91	43,876.13	60,000.00	16,123.87	73.1
001-016-52011	ADVERTISING & PRINTING	.00	.00	200.00	200.00	.0
001-016-52013	COMMUNICATIONS	1,230.21	5,663.14	5,800.00	136.86	97.6
001-016-52015	PROFESSIONAL SERVICES	.00	9,807.43	10,000.00	192.57	98.1
001-016-52017	WASTE FEES	192.45	1,962.95	4,200.00	2,237.05	46.7
001-016-52018	SPECIAL DEPARTMENT SUPPLIES	59.14	1,373.06	7,000.00	5,626.94	19.6
001-016-52045	IT	115.42	1,473.53	2,400.00	926.47	61.4
001-016-53020	VEHICLE OPERATION	105.01	1,616.24	4,000.00	2,383.76	40.4
001-016-54023	BUILDING OPERATION	1,484.10	8,009.43	10,000.00	1,990.57	80.1
001-016-56029	CAPITAL EQUIPMENT REPLACEMENT	.00	11,538.22	23,600.00	12,061.78	48.9
001-016-57000	LEASE PRINCIPAL	628.50	6,285.00	7,548.00	1,263.00	83.3
	TOTAL BUILDINGS AND GROUNDS	9,226.76	153,932.92	207,136.94	53,204.02	74.3
	IT					
001-017-52015	PROFESSIONAL SERVICES	.00	64,934.20	69,640.00	4,705.80	93.2
001-017-55100	CITY COST PLAN	.00	(9,651.00)	(9,651.00)	.00	(100.0)
	TOTAL IT	.00	55,283.20	59,989.00	4,705.80	92.2
	COMMUNITY PROMOTIONS					
001-019-52130	ECONOMIC DEVELOPMENT	.00	55,000.00	110,000.00	55,000.00	50.0
001-019-52131	COMMUNITY SUPPORT	3,750.00	45,413.23	116,253.00	70,839.77	39.1
	TOTAL COMMUNITY PROMOTIONS	3,750.00	100,413.23	226,253.00	125,839.77	44.4

CITY OF BISHOP
EXPENDITURES WITH COMPARISON TO BUDGET
FOR THE 10 MONTHS ENDING APRIL 30, 2026

GENERAL FUND

		PERIOD ACTUAL	YTD ACTUAL	BUDGET	UNEXPENDED	PCNT
	POLICE DEPARTMENT					
001-020-51001	FULL TIME SALARIES	156,960.92	1,620,101.75	2,015,963.12	395,861.37	80.4
001-020-51002	PART TIME SALARIES	472.65	4,650.58	45,200.00	40,549.42	10.3
001-020-51003	PART TIME RESERVES	.00	88.00	5,000.00	4,912.00	1.8
001-020-51004	OVERTIME WAGES	16,241.44	171,731.15	162,000.00	(9,731.15)	106.0
001-020-51005	WATCH COMMAND SALARIES	670.95	2,205.74	3,792.50	1,586.76	58.2
001-020-51006	VISION INSURANCE	245.91	2,689.67	3,284.00	594.33	81.9
001-020-51007	HEALTH INSURANCE	51,842.15	511,240.16	549,500.00	38,259.84	93.0
001-020-51008	DENTAL INSURANCE	2,611.52	28,726.72	32,700.00	3,973.28	87.9
001-020-51010	WORKER'S COMPENSATION	.00	168,854.78	168,854.78	.00	100.0
001-020-51011	MEDICARE TAX	2,492.57	25,895.83	32,536.73	6,640.90	79.6
001-020-51013	HOLIDAY PAYOUT	.00	11,957.12	11,957.12	.00	100.0
001-020-51014	FIELD TRAINING	740.00	1,300.00	2,400.00	1,100.00	54.2
001-020-51015	SHIFT DIFFERENTIAL PAY	2,617.84	28,176.06	34,800.00	6,623.94	81.0
001-020-51017	PARS-ARS	58.65	157.09	677.70	520.61	23.2
001-020-51024	DEFERRED COMPENSATION	440.30	4,714.45	7,558.40	2,843.95	62.4
001-020-51025	RETIREE HEALTH INSURANCE	35,132.55	367,124.59	415,000.00	47,875.41	88.5
001-020-51027	PERS EE/ER	36,245.08	365,194.00	460,000.00	94,806.00	79.4
001-020-51029	PERS LS UAL	.00	785,273.34	785,273.34	.00	100.0
001-020-51043	DISABILITY & LIFE INSURANCE	944.30	10,296.95	12,000.00	1,703.05	85.8
001-020-51046	OPEB	15,497.10	161,130.17	202,000.00	40,869.83	79.8
001-020-52006	RECRUITMENT	.00	7,000.00	7,000.00	.00	100.0
001-020-52009	TRAINING	2,662.59	15,723.74	20,000.00	4,276.26	78.6
001-020-52010	UTILITIES	212.18	12,425.03	19,000.00	6,574.97	65.4
001-020-52011	OUTREACH	.00	7,000.00	7,000.00	.00	100.0
001-020-52012	OFFICE SUPPLIES & POSTAGE	85.12	1,113.60	3,000.00	1,886.40	37.1
001-020-52013	COMMUNICATIONS	4,116.93	37,614.08	42,400.00	4,785.92	88.7
001-020-52014	MEETINGS & TRAVEL	3,079.13	21,432.14	20,000.00	(1,432.14)	107.2
001-020-52015	PROFESSIONAL SERVICES	(1,363.06)	18,416.61	18,000.00	(416.61)	102.3
001-020-52017	WASTE FEES	.00	.00	350.00	350.00	.0
001-020-52018	SPECIAL DEPARTMENT SUPPLIES	47.85	29,116.40	29,000.00	(116.40)	100.4
001-020-52019	MISC. DUES & SUBSCRIPTIONS	1,199.99	3,991.90	3,800.00	(191.90)	105.1
001-020-52021	FINGERPRINT FEES	1,720.00	10,235.00	13,000.00	2,765.00	78.7
001-020-52024	PROPERTY TAXES	.00	.00	20.00	20.00	.0
001-020-52045	IT	292.57	30,088.29	29,000.00	(1,088.29)	103.8
001-020-53020	VEHICLE OPERATION	(50.00)	44,950.00	45,000.00	50.00	99.9
001-020-54023	BUILDING OPERATION	16.63	3,810.90	6,000.00	2,189.10	63.5
001-020-54024	AB 109/REALIGNMENT EXPENSE	.00	1,498.14	103,900.00	102,401.86	1.4
001-020-54025	RAN REIMBURSEMENT	.00	18,307.14	28,275.00	9,967.86	64.8
001-020-56028	CAPITAL EQUIPMENT	.00	44,649.74	120,000.00	75,350.26	37.2
001-020-56030	LOAN PAYMENT	.00	22,144.29	23,000.00	855.71	96.3
001-020-57000	LEASE PRINCIPAL	2,645.98	26,459.80	31,800.00	5,340.20	83.2
	TOTAL POLICE DEPARTMENT	337,879.84	4,627,484.95	5,520,042.69	892,557.74	83.8

CITY OF BISHOP
EXPENDITURES WITH COMPARISON TO BUDGET
FOR THE 10 MONTHS ENDING APRIL 30, 2026

GENERAL FUND

		PERIOD ACTUAL	YTD ACTUAL	BUDGET	UNEXPENDED	PCNT
	FIRE DEPARTMENT					
001-021-51001	FULL TIME SALARIES	15,761.19	136,740.82	175,000.00	38,259.18	78.1
001-021-51002	PART TIME SALARIES	578.74	2,991.27	9,342.50	6,351.23	32.0
001-021-51003	STRIKE TEAM PAY	.00	85,667.03	100,000.00	14,332.97	85.7
001-021-51004	OVERTIME WAGES	.00	5,673.38	7,000.00	1,326.62	81.1
001-021-51006	VISION INSURANCE	26.13	233.81	344.00	110.19	68.0
001-021-51007	HEALTH INSURANCE	7,502.04	44,687.88	56,000.00	11,312.12	79.8
001-021-51008	DENTAL INSURANCE	295.15	2,573.13	3,658.00	1,084.87	70.3
001-021-51009	CITY FIRE CALLOUTS	.00	30,111.29	50,000.00	19,888.71	60.2
001-021-51010	WORKER'S COMPENSATION	.00	14,489.71	14,489.71	.00	100.0
001-021-51011	MEDICARE TAX	230.21	3,889.51	5,171.14	1,281.63	75.2
001-021-51017	PARS-ARS	7.53	1,137.16	2,151.12	1,013.96	52.9
001-021-51018	DUTY TIME	162.57	2,726.23	3,400.00	673.77	80.2
001-021-51024	DEFERRED COMPENSATION	.00	38.36	1,000.00	961.64	3.8
001-021-51025	RETIREE HEALTH INSURANCE	986.21	10,934.54	12,000.00	1,065.46	91.1
001-021-51027	PERS EE/ER	2,233.56	20,134.76	26,000.00	5,865.24	77.4
001-021-51029	PERS LS UAL	.00	6,302.62	6,302.62	.00	100.0
001-021-51041	FIREMAN'S LIFE INSURANCE	.00	4,096.04	4,600.00	503.96	89.0
001-021-51042	UNEMPLOYMENT INSURANCE	.00	.00	500.00	500.00	.0
001-021-51043	DISABILITY & LIFE INSURANCE	95.58	813.58	1,150.00	336.42	70.8
001-021-51046	OPEB	1,235.87	13,090.74	17,400.00	4,309.26	75.2
001-021-52006	RECRUITMENT	.00	.00	1,500.00	1,500.00	.0
001-021-52009	TRAINING	2,429.21	12,688.94	15,000.00	2,311.06	84.6
001-021-52010	UTILITIES	1,328.92	13,981.59	16,000.00	2,018.41	87.4
001-021-52011	ADVERTISING & PRINTING	.00	.00	1,200.00	1,200.00	.0
001-021-52012	OFFICE SUPPLIES & POSTAGE	4.89	97.52	600.00	502.48	16.3
001-021-52013	COMMUNICATIONS	2,612.55	9,844.51	12,000.00	2,155.49	82.0
001-021-52014	MEETINGS & TRAVEL	1,708.61	6,196.36	7,000.00	803.64	88.5
001-021-52015	PROFESSIONAL SERVICES	2,409.46	23,834.41	35,000.00	11,165.59	68.1
001-021-52017	WASTE FEES	152.21	1,591.61	2,500.00	908.39	63.7
001-021-52018	SPECIAL DEPARTMENT SUPPLIES	5,710.16	57,282.77	80,000.00	22,717.23	71.6
001-021-52019	MISC. DUES & SUBSCRIPTIONS	282.06	300.93	1,500.00	1,199.07	20.1
001-021-52045	IT	272.98	4,857.70	8,000.00	3,142.30	60.7
001-021-53020	VEHICLE OPERATION	2,217.86	15,924.69	30,000.00	14,075.31	53.1
001-021-53022	OFFICE EQUIPMENT OPERATION	.00	363.73	1,000.00	636.27	36.4
001-021-54023	BUILDING OPERATION	107.48	448.25	2,500.00	2,051.75	17.9
001-021-55024	RENTALS	250.00	1,734.35	2,000.00	265.65	86.7
001-021-55101	REFUNDS	.00	.00	200.00	200.00	.0
001-021-56028	CAPITAL EQUIPMENT	59,301.27	385,551.27	396,625.00	11,073.73	97.2
	TOTAL FIRE DEPARTMENT	107,902.44	921,030.49	1,108,134.09	187,103.60	83.1

CITY OF BISHOP
EXPENDITURES WITH COMPARISON TO BUDGET
FOR THE 10 MONTHS ENDING APRIL 30, 2026

GENERAL FUND

		PERIOD ACTUAL	YTD ACTUAL	BUDGET	UNEXPENDED	PCNT
	BUILDING					
001-022-51001	FULL TIME SALARIES	2,710.57	26,369.42	40,000.00	13,630.58	65.9
001-022-51006	VISION INSURANCE	3.07	40.02	60.00	19.98	66.7
001-022-51007	HEALTH INSURANCE	.00	465.74	500.00	34.26	93.2
001-022-51008	DENTAL INSURANCE	35.64	403.17	550.00	146.83	73.3
001-022-51010	WORKER'S COMPENSATION	.00	983.42	983.42	.00	100.0
001-022-51011	MEDICARE TAX	39.30	382.13	600.00	217.87	63.7
001-022-51022	PARS SYSTEM	.00	53.63	53.63	.00	100.0
001-022-51024	DEFERRED COMPENSATION	119.80	1,273.03	1,820.00	546.97	70.0
001-022-51025	RETIREE HEALTH INSURANCE	1,197.90	12,304.26	14,000.00	1,695.74	87.9
001-022-51027	PERS EE/ER	157.86	2,107.53	3,500.00	1,392.47	60.2
001-022-51043	DISABILITY & LIFE INSURANCE	10.58	125.68	160.00	34.32	78.6
001-022-51046	OPEB	198.09	2,619.45	3,700.00	1,080.55	70.8
001-022-52012	OFFICE SUPPLIES & POSTAGE	.00	237.34	500.00	262.66	47.5
001-022-52013	COMMUNICATIONS	36.43	364.78	600.00	235.22	60.8
001-022-52014	MEETINGS & TRAVEL	.00	.00	5,000.00	5,000.00	.0
001-022-52015	PROFESSIONAL SERVICES	21,821.09	69,455.16	105,000.00	35,544.84	66.2
001-022-52018	SPECIAL DEPARTMENT SUPPLIES	51.22	2,500.34	13,500.00	10,999.66	18.5
001-022-52019	MISC. DUES & SUBSCRIPTIONS	132.00	7,576.13	16,260.00	8,683.87	46.6
001-022-52045	IT	.00	216.80	900.00	683.20	24.1
001-022-53020	VEHICLE OPERATION	.00	.00	500.00	500.00	.0
	TOTAL BUILDING	26,513.55	127,478.03	208,187.05	80,709.02	61.2

CITY OF BISHOP
EXPENDITURES WITH COMPARISON TO BUDGET
FOR THE 10 MONTHS ENDING APRIL 30, 2026

GENERAL FUND

		PERIOD ACTUAL	YTD ACTUAL	BUDGET	UNEXPENDED	PCNT
	STREET MAINTENANCE					
001-023-51001	FULL TIME SALARIES	15,681.97	161,886.08	205,105.37	43,219.29	78.9
001-023-51002	PART TIME SALARIES	165.96	1,819.67	5,000.00	3,180.33	36.4
001-023-51004	OVERTIME WAGES	61.51	3,103.89	4,600.00	1,496.11	67.5
001-023-51006	VISION INSURANCE	25.48	284.25	366.00	81.75	77.7
001-023-51007	HEALTH INSURANCE	4,311.68	44,651.69	53,000.00	8,348.31	84.3
001-023-51008	DENTAL INSURANCE	294.36	3,325.39	3,844.00	518.61	86.5
001-023-51010	WORKER'S COMPENSATION	.00	4,582.31	4,582.31	.00	100.0
001-023-51011	MEDICARE TAX	229.65	2,414.29	3,310.58	896.29	72.9
001-023-51017	PARS-ARS	22.60	44.14	102.00	57.86	43.3
001-023-51018	DUTY TIME	451.80	4,943.67	6,000.00	1,056.33	82.4
001-023-51022	PARS SYSTEM	1,435.13	15,132.18	19,000.00	3,867.82	79.6
001-023-51024	DEFERRED COMPENSATION	412.66	4,204.20	5,500.00	1,295.80	76.4
001-023-51025	RETIREE HEALTH INSURANCE	4,107.36	41,564.34	47,800.00	6,235.66	87.0
001-023-51027	PERS EE/ER	2,016.05	22,234.94	27,900.00	5,665.06	79.7
001-023-51029	PERS LS UAL	.00	6,206.69	6,206.69	.00	100.0
001-023-51043	DISABILITY & LIFE INSURANCE	90.52	995.84	1,145.00	149.16	87.0
001-023-51046	OPEB	1,446.91	16,290.53	20,000.00	3,709.47	81.5
001-023-52010	UTILITIES	4,870.41	48,002.93	65,000.00	16,997.07	73.9
001-023-52012	OFFICE SUPPLIES & POSTAGE	2.17	174.97	1,200.00	1,025.03	14.6
001-023-52013	COMMUNICATIONS	173.74	1,618.20	2,000.00	381.80	80.9
001-023-52014	MEETINGS & TRAVEL	.00	541.48	3,000.00	2,458.52	18.1
001-023-52015	PROFESSIONAL SERVICES	.00	788.62	5,400.00	4,611.38	14.6
001-023-52017	WASTE FEES	132.85	3,129.79	4,500.00	1,370.21	69.6
001-023-52018	SPECIAL DEPARTMENT SUPPLIES	1,173.37	15,031.41	53,500.00	38,468.59	28.1
001-023-52019	MISC. DUES & SUBSCRIPTIONS	262.40	896.35	1,900.00	1,003.65	47.2
001-023-52024	PROPERTY TAXES	.00	.00	300.00	300.00	.0
001-023-52045	IT	96.79	1,688.31	5,200.00	3,511.69	32.5
001-023-53020	VEHICLE OPERATION	834.12	13,507.60	23,000.00	9,492.40	58.7
001-023-55024	LEASE PROFIT AND LOSS	.00	74,298.45	68,000.00	(6,298.45)	109.3
001-023-56028	CAPITAL EQUIPMENT	.00	33,845.03	34,254.74	409.71	98.8
001-023-56031	CAPITAL IMPROVEMENT PROGRAM	.00	350,000.00	350,000.00	.00	100.0
001-023-56034	LEASE PRINCIPAL	473.93	4,739.30	5,700.00	960.70	83.2
001-023-59999	TRANSFERS OUT	.00	110,000.00	110,000.00	.00	100.0
	TOTAL STREET MAINTENANCE	38,773.42	991,946.54	1,146,416.69	154,470.15	86.5

CITY OF BISHOP
EXPENDITURES WITH COMPARISON TO BUDGET
FOR THE 10 MONTHS ENDING APRIL 30, 2026

GENERAL FUND

		PERIOD ACTUAL	YTD ACTUAL	BUDGET	UNEXPENDED	PCNT
	PARKS AND RECREATION					
001-031-51001	FULL TIME SALARIES	25,519.25	274,558.69	332,000.00	57,441.31	82.7
001-031-51002	PART TIME SALARIES	30,378.86	174,467.35	215,250.00	40,782.65	81.1
001-031-51004	OVERTIME WAGES	.00	7,522.82	8,000.00	477.18	94.0
001-031-51006	VISION INSURANCE	58.30	641.61	775.00	133.39	82.8
001-031-51007	HEALTH INSURANCE	12,682.12	130,629.23	147,443.59	16,814.36	88.6
001-031-51008	DENTAL INSURANCE	677.24	7,453.34	8,200.00	746.66	90.9
001-031-51010	WORKER'S COMPENSATION	.00	9,049.53	9,049.53	.00	100.0
001-031-51011	MEDICARE TAX	784.38	6,365.05	8,060.00	1,694.95	79.0
001-031-51017	PARS-ARS	395.83	2,265.66	2,910.00	644.34	77.9
001-031-51022	PARS SYSTEM	4,306.10	46,110.91	56,030.00	9,919.09	82.3
001-031-51024	DEFERRED COMPENSATION	410.10	4,388.86	5,356.00	967.14	81.9
001-031-51025	RETIREE HEALTH INSURANCE	5,382.30	55,345.80	62,568.00	7,222.20	88.5
001-031-51027	PERS EE/ER	4,797.88	51,455.78	62,500.00	11,044.22	82.3
001-031-51029	PERS LS UAL	.00	12,851.60	12,851.60	.00	100.0
001-031-51042	UNEMPLOYMENT INSURANCE	.00	.00	1,500.00	1,500.00	.0
001-031-51043	DISABILITY & LIFE INSURANCE	189.20	2,025.81	2,200.00	174.19	92.1
001-031-51046	OPEB	2,606.06	27,891.69	33,700.00	5,808.31	82.8
001-031-52009	TRAINING	.00	46.67	1,500.00	1,453.33	3.1
001-031-52010	UTILITIES	1,768.40	45,225.29	50,000.00	4,774.71	90.5
001-031-52011	ADVERTISING & PRINTING	.00	480.00	500.00	20.00	96.0
001-031-52012	OFFICE SUPPLIES & POSTAGE	.00	51.80	300.00	248.20	17.3
001-031-52013	COMMUNICATIONS	310.12	5,254.84	6,500.00	1,245.16	80.8
001-031-52014	MEETINGS & TRAVEL	.00	204.67	2,000.00	1,795.33	10.2
001-031-52015	PROFESSIONAL SERVICES	44,670.25	120,776.32	190,325.00	69,548.68	63.5
001-031-52017	WASTE FEES	2,528.72	21,626.23	31,900.00	10,273.77	67.8
001-031-52018	SPECIAL DEPARTMENT SUPPLIES	8,390.54	87,960.24	100,000.00	12,039.76	88.0
001-031-52019	MISC. DUES & SUBSCRIPTIONS	20.00	509.00	2,500.00	1,991.00	20.4
001-031-52045	IT	1,128.29	18,851.10	21,000.00	2,148.90	89.8
001-031-53020	VEHICLE OPERATION	451.30	5,533.45	9,500.00	3,966.55	58.3
001-031-53021	SPECIAL EQUIPMENT OPERATION	751.70	1,460.25	9,500.00	8,039.75	15.4
001-031-55024	RENTALS	.00	73,271.81	70,595.00	(2,676.81)	103.8
001-031-55025	CHAMBER OF COMMERCE	.00	.00	1,000.00	1,000.00	.0
001-031-55050	PARK RENOVATION	.00	15,000.00	30,000.00	15,000.00	50.0
001-031-56027	CAPITAL IMPROVEMENT	45,692.50	95,698.75	217,970.00	122,271.25	43.9
001-031-56028	CAPITAL EQUIPMENT	.00	22,137.63	49,000.00	26,862.37	45.2
001-031-57000	LEASE PRINCIPAL	628.50	6,285.00	7,560.00	1,275.00	83.1
001-031-58030	URBAN GREENING GRANT	809.99	7,968.70	50,000.00	42,031.30	15.9
	TOTAL PARKS AND RECREATION	195,337.93	1,341,365.48	1,820,043.72	478,678.24	73.7

CITY OF BISHOP
EXPENDITURES WITH COMPARISON TO BUDGET
FOR THE 10 MONTHS ENDING APRIL 30, 2026

GENERAL FUND

		PERIOD ACTUAL	YTD ACTUAL	BUDGET	UNEXPENDED	PCNT
	PLANNING					
001-034-51001	FULL TIME SALARIES	8,400.32	91,314.16	113,466.30	22,152.14	80.5
001-034-51002	PART TIME SALARIES	.00	250.00	2,000.00	1,750.00	12.5
001-034-51006	VISION INSURANCE	9.67	108.57	150.00	41.43	72.4
001-034-51007	HEALTH INSURANCE	2,567.23	26,593.79	31,000.00	4,406.21	85.8
001-034-51008	DENTAL INSURANCE	105.18	1,160.87	1,350.00	189.13	86.0
001-034-51010	WORKER'S COMPENSATION	.00	2,380.07	2,380.07	.00	100.0
001-034-51011	MEDICARE TAX	115.22	1,252.38	1,732.00	479.62	72.3
001-034-51017	PARS-ARS	.00	3.25	30.00	26.75	10.8
001-034-51022	PARS SYSTEM	.00	18.77	18.77	.00	100.0
001-034-51024	DEFERRED COMPENSATION	.00	1.79	100.00	98.21	1.8
001-034-51025	RETIREE HEALTH INSURANCE	1,197.90	12,304.26	14,000.00	1,695.74	87.9
001-034-51027	PERS EE/ER	685.46	7,978.68	11,000.00	3,021.32	72.5
001-034-51029	PERS LS UAL	.00	1,196.58	1,196.58	.00	100.0
001-034-51043	DISABILITY & LIFE INSURANCE	52.89	585.04	700.00	114.96	83.6
001-034-51046	OPEB	860.20	9,299.00	11,400.00	2,101.00	81.6
001-034-52012	OFFICE SUPPLIES & POSTAGE	14.14	1,729.56	2,500.00	770.44	69.2
001-034-52013	COMMUNICATIONS	36.43	364.71	550.00	185.29	66.3
001-034-52014	MEETINGS & TRAVEL	.00	2,112.47	5,500.00	3,387.53	38.4
001-034-52015	PROFESSIONAL SERVICES	5,000.00	9,552.06	72,000.00	62,447.94	13.3
001-034-52018	SPECIAL DEPARTMENT SUPPLIES	65.26	643.59	2,500.00	1,856.41	25.7
001-034-52019	MISC. DUES & SUBSCRIPTIONS	20.00	721.80	1,000.00	278.20	72.2
001-034-52045	IT	372.15	4,332.58	6,000.00	1,667.42	72.2
001-034-53025	LAFCO	.00	15,000.00	15,000.00	.00	100.0
	TOTAL PLANNING	19,502.05	188,903.98	295,573.72	106,669.74	63.9
	AFTER SCHOOL PROGRAM					
001-035-51002	PART TIME SALARIES	(605.46)	61,454.69	69,800.00	8,345.31	88.0
001-035-51011	MEDICARE TAX	(8.79)	891.09	1,015.00	123.91	87.8
001-035-51017	PARS-ARS	(7.87)	798.76	910.00	111.24	87.8
001-035-52010	UTILITIES	.00	.00	3,500.00	3,500.00	.0
001-035-52015	PROFESSIONAL SERVICES	.00	172.98	250.00	77.02	69.2
001-035-52018	SPECIAL DEPARTMENT SUPPLIES	706.68	5,246.22	12,000.00	6,753.78	43.7
001-035-52045	IT	114.20	1,068.22	1,200.00	131.78	89.0
	TOTAL AFTER SCHOOL PROGRAM	198.76	69,631.96	88,675.00	19,043.04	78.5

CITY OF BISHOP
EXPENDITURES WITH COMPARISON TO BUDGET
FOR THE 10 MONTHS ENDING APRIL 30, 2026

GENERAL FUND

		PERIOD ACTUAL	YTD ACTUAL	BUDGET	UNEXPENDED	PCNT
	POOL					
001-037-51002	PART TIME SALARIES	5,307.81	116,249.26	224,020.00	107,770.74	51.9
001-037-51011	MEDICARE TAX	76.96	1,685.59	3,300.00	1,614.41	51.1
001-037-51017	PARS-ARS	69.00	1,511.28	2,950.00	1,438.72	51.2
001-037-52009	TRAINING	295.00	743.36	2,500.00	1,756.64	29.7
001-037-52010	UTILITIES	3,936.06	9,227.26	30,000.00	20,772.74	30.8
001-037-52013	COMMUNICATIONS	60.72	607.90	1,000.00	392.10	60.8
001-037-52014	MEETINGS & TRAVEL	.00	2,000.00	2,000.00	.00	100.0
001-037-52015	PROFESSIONAL SERVICES	192.00	1,956.57	5,000.00	3,043.43	39.1
001-037-52018	SPECIAL DEPARTMENT SUPPLIES	12,810.80	48,287.30	68,000.00	19,712.70	71.0
001-037-52045	IT	543.92	5,156.05	6,300.00	1,143.95	81.8
001-037-52047	CONCESSIONS	.00	3,024.27	4,000.00	975.73	75.6
001-037-53021	SPECIAL EQUIPMENT OPERATION	.00	3,908.86	7,000.00	3,091.14	55.8
001-037-56028	CAPITAL EQUIPMENT	.00	.00	15,000.00	15,000.00	.0
	TOTAL POOL	23,292.27	194,357.70	371,070.00	176,712.30	52.4
	SUMMER CAMP					
001-038-51002	PART TIME SALARIES	137.65	15,944.86	40,210.00	24,265.14	39.7
001-038-51011	MEDICARE TAX	2.00	231.18	585.00	353.82	39.5
001-038-51017	PARS-ARS	1.79	207.31	525.00	317.69	39.5
001-038-52010	UTILITIES	.00	.00	500.00	500.00	.0
001-038-52011	ADVERTISING & PRINTING	.00	.00	450.00	450.00	.0
001-038-52015	PROFESSIONAL SERVICES	.00	5,000.00	10,000.00	5,000.00	50.0
001-038-52018	SPECIAL DEPARTMENT SUPPLIES	.00	3,978.03	8,200.00	4,221.97	48.5
001-038-52045	IT	.00	.00	150.00	150.00	.0
	TOTAL SUMMER CAMP	141.44	25,361.38	60,620.00	35,258.62	41.8
	TOTAL FUND EXPENDITURES	898,523.01	10,587,468.60	13,377,151.49	2,789,682.89	79.2
	NET REVENUE OVER EXPENDITURES	94,775.30	(1,293,156.40)	(765,958.06)	527,198.34	(168.8)

CITY OF BISHOP
REVENUES WITH COMPARISON TO BUDGET
FOR THE 10 MONTHS ENDING APRIL 30, 2026

SEWER FUND

		PERIOD ACTUAL	YTD ACTUAL	BUDGET	UNEXPENDED	PCNT
	REVENUE					
002-000-33010	INTEREST ON BANK DEPOSITS	11,602.00	105,376.90	121,800.00	16,423.10	86.5
002-000-39016	CONNECTION FEE	.00	44,200.00	.00	(44,200.00)	.0
002-000-39017	SEWER MISCELLANEOUS	.00	1,562.09	46,000.00	44,437.91	3.4
002-000-39020	SEWER SERVICE COLLECTION	119,665.29	1,196,182.80	1,410,000.00	213,817.20	84.8
002-000-39023	SEWER SERVICE PENALTIES	125.76	2,058.88	1,600.00	(458.88)	128.7
002-000-39075	INTERGOVERNMENTAL REVENUE	.00	.00	675,000.00	675,000.00	.0
	TOTAL REVENUE	131,393.05	1,349,380.67	2,254,400.00	905,019.33	59.9
	TOTAL FUND REVENUE	131,393.05	1,349,380.67	2,254,400.00	905,019.33	59.9

CITY OF BISHOP
EXPENDITURES WITH COMPARISON TO BUDGET
FOR THE 10 MONTHS ENDING APRIL 30, 2026

SEWER FUND

		PERIOD ACTUAL	YTD ACTUAL	BUDGET	UNEXPENDED	PCNT
	SEWER					
002-051-51001	FULL TIME SALARIES	19,349.43	203,663.18	260,000.00	56,336.82	78.3
002-051-51002	PART TIME SALARIES	258.16	2,897.19	6,000.00	3,102.81	48.3
002-051-51004	OVERTIME WAGES	.00	2,745.09	8,684.00	5,938.91	31.6
002-051-51006	VISION INSURANCE	33.92	384.49	512.00	127.51	75.1
002-051-51007	HEALTH INSURANCE	6,706.99	70,121.55	88,000.00	17,878.45	79.7
002-051-51008	DENTAL INSURANCE	391.56	4,427.57	5,381.00	953.43	82.3
002-051-51010	WORKER'S COMPENSATION	.00	6,444.52	6,444.52	.00	100.0
002-051-51011	MEDICARE TAX	282.82	3,029.00	4,258.26	1,229.26	71.1
002-051-51017	PARS-ARS	3.36	37.69	110.00	72.31	34.3
002-051-51018	DUTY TIME	702.80	7,690.16	9,200.00	1,509.84	83.6
002-051-51022	PARS SYSTEM	2,232.44	23,563.89	28,600.00	5,036.11	82.4
002-051-51024	DEFERRED COMPENSATION	418.92	4,172.70	4,900.00	727.30	85.2
002-051-51025	RETIREE HEALTH INSURANCE	4,107.36	41,564.34	47,000.00	5,435.66	88.4
002-051-51027	PERS EE/ER	2,837.26	30,710.18	39,000.00	8,289.82	78.7
002-051-51029	PERS LS UAL	.00	161,843.94	161,843.94	.00	100.0
002-051-51043	DISABILITY & LIFE INSURANCE	121.10	1,335.83	1,590.00	254.17	84.0
002-051-51046	OPEB	1,882.04	20,556.65	26,000.00	5,443.35	79.1
002-051-52010	UTILITIES	1,338.79	16,513.13	27,500.00	10,986.87	60.1
002-051-52012	OFFICE SUPPLIES & POSTAGE	1,733.66	4,239.17	7,300.00	3,060.83	58.1
002-051-52013	COMMUNICATIONS	173.74	1,642.60	2,700.00	1,057.40	60.8
002-051-52014	MEETINGS & TRAVEL	.00	2,775.05	4,000.00	1,224.95	69.4
002-051-52015	PROFESSIONAL SERVICES	1,513.55	48,650.80	73,548.00	24,897.20	66.2
002-051-52017	WASTE FEES	470.50	4,436.31	5,600.00	1,163.69	79.2
002-051-52018	SPECIAL DEPARTMENT SUPPLIES	4,701.22	63,518.17	74,300.00	10,781.83	85.5
002-051-52019	MISC. DUES & SUBSCRIPTIONS	262.40	2,031.84	3,800.00	1,768.16	53.5
002-051-52045	IT	96.79	2,088.31	2,700.00	611.69	77.3
002-051-53020	VEHICLE OPERATION	746.05	6,654.08	20,000.00	13,345.92	33.3
002-051-55023	SMALL CLAIMS	.00	.00	100.00	100.00	.0
002-051-55024	RENTALS	.00	254.40	1,000.00	745.60	25.4
002-051-55100	CITY COST PLAN	.00	165,264.00	165,264.00	.00	100.0
002-051-55101	REFUNDS	.00	84.00	2,000.00	1,916.00	4.2
002-051-56025	DEPRECIATION	.00	.00	170,900.00	170,900.00	.0
002-051-56027	CAPITAL IMPROVEMENT	.00	29,518.37	718,000.00	688,481.63	4.1
002-051-56028	CAPITAL EQUIPMENT	.00	33,845.03	44,254.74	10,409.71	76.5
002-051-57000	LEASE PRINCIPAL	473.93	4,739.30	5,800.00	1,060.70	81.7
	TOTAL SEWER	50,838.79	971,442.53	2,026,290.46	1,054,847.93	47.9
	TOTAL FUND EXPENDITURES	50,838.79	971,442.53	2,026,290.46	1,054,847.93	47.9
	NET REVENUE OVER EXPENDITURES	80,554.26	377,938.14	228,109.54	(149,828.60)	165.7

CITY OF BISHOP
REVENUES WITH COMPARISON TO BUDGET
FOR THE 10 MONTHS ENDING APRIL 30, 2026

GAS TAX

		PERIOD ACTUAL	YTD ACTUAL	BUDGET	UNEXPENDED	PCNT
	REVENUE					
003-000-39100	SECTION 2105	1,820.12	17,467.27	23,000.00	5,532.73	75.9
003-000-39110	SECTION 2107-5	.00	1,000.00	1,000.00	.00	100.0
003-000-39120	SECTION 2107	2,511.12	22,966.00	32,000.00	9,034.00	71.8
003-000-39130	SECTION 2106	1,551.82	15,114.60	19,500.00	4,385.40	77.5
003-000-39135	MISC/PROP 42	2,284.37	27,210.43	37,000.00	9,789.57	73.5
003-000-39139	SB 1	8,462.47	79,341.44	99,094.00	19,752.56	80.1
	TOTAL REVENUE	16,629.90	163,099.74	211,594.00	48,494.26	77.1
	TOTAL FUND REVENUE	16,629.90	163,099.74	211,594.00	48,494.26	77.1

CITY OF BISHOP
EXPENDITURES WITH COMPARISON TO BUDGET
FOR THE 10 MONTHS ENDING APRIL 30, 2026

GAS TAX

		PERIOD ACTUAL	YTD ACTUAL	BUDGET	UNEXPENDED	PCNT
	GAS TAX					
003-030-51001	FULL TIME SALARIES	5,700.48	60,922.87	74,200.00	13,277.13	82.1
003-030-51002	PART TIME SALARIES	92.20	1,077.61	1,400.00	322.39	77.0
003-030-51004	OVERTIME WAGES	.00	645.21	1,144.00	498.79	56.4
003-030-51006	VISION INSURANCE	10.76	118.00	150.00	32.00	78.7
003-030-51007	HEALTH INSURANCE	2,395.38	24,601.07	27,981.45	3,380.38	87.9
003-030-51008	DENTAL INSURANCE	123.94	1,359.72	1,500.00	140.28	90.7
003-030-51010	WORKER'S COMPENSATION	.00	1,830.83	1,830.83	.00	100.0
003-030-51011	MEDICARE TAX	83.47	906.68	1,160.00	253.32	78.2
003-030-51017	PARS-ARS	1.20	14.04	20.00	5.96	70.2
003-030-51018	DUTY TIME	251.00	2,746.49	3,300.00	553.51	83.2
003-030-51022	PARS SYSTEM	797.31	8,385.87	10,270.00	1,884.13	81.7
003-030-51024	DEFERRED COMPENSATION	96.13	921.43	1,300.00	378.57	70.9
003-030-51027	PERS EE/ER	939.66	9,973.96	12,500.00	2,526.04	79.8
003-030-51029	PERS LS UAL	.00	2,688.12	2,688.12	.00	100.0
003-030-51043	DISABILITY & LIFE INSURANCE	38.53	412.05	480.00	67.95	85.8
003-030-51046	OPEB	583.70	6,167.96	7,700.00	1,532.04	80.1
003-030-52018	SPECIAL DEPARTMENT SUPPLIES	.00	.00	16,000.00	16,000.00	.0
	TOTAL GAS TAX	11,113.76	122,771.91	163,624.40	40,852.49	75.0
	TOTAL FUND EXPENDITURES	11,113.76	122,771.91	163,624.40	40,852.49	75.0
	NET REVENUE OVER EXPENDITURES	5,516.14	40,327.83	47,969.60	7,641.77	84.1

CITY OF BISHOP
REVENUES WITH COMPARISON TO BUDGET
FOR THE 10 MONTHS ENDING APRIL 30, 2026

WATER FUND

		PERIOD ACTUAL	YTD ACTUAL	BUDGET	UNEXPENDED	PCNT
	REVENUE					
004-000-33010	INTEREST ON BANK DEPOSITS	10,216.77	96,554.58	80,000.00	(16,554.58)	120.7
004-000-33020	RENTAL OF REAL PROPERTY	.00	1,604.68	.00	(1,604.68)	.0
004-000-39012	WATER SERVICE COLLECTION	94,589.18	945,893.52	1,100,000.00	154,106.48	86.0
004-000-39013	WATER SERVICE PENALTIES	99.24	1,622.40	1,200.00	(422.40)	135.2
004-000-39016	WATER CONNECTION FEE	.00	44,200.00	.00	(44,200.00)	.0
004-000-39017	WATER MISCELLANEOUS	250.00	5,023.08	48,000.00	42,976.92	10.5
	TOTAL REVENUE	105,155.19	1,094,898.26	1,229,200.00	134,301.74	89.1
	TOTAL FUND REVENUE	105,155.19	1,094,898.26	1,229,200.00	134,301.74	89.1

CITY OF BISHOP
EXPENDITURES WITH COMPARISON TO BUDGET
FOR THE 10 MONTHS ENDING APRIL 30, 2026

WATER FUND

		PERIOD ACTUAL	YTD ACTUAL	BUDGET	UNEXPENDED	PCNT
	WATER					
004-050-51001	FULL TIME SALARIES	15,714.07	166,248.48	217,049.16	50,800.68	76.6
004-050-51002	PART TIME SALARIES	221.28	2,466.23	6,000.00	3,533.77	41.1
004-050-51004	OVERTIME WAGES	215.29	2,517.80	9,194.00	6,676.20	27.4
004-050-51006	VISION INSURANCE	28.48	318.03	429.00	110.97	74.1
004-050-51007	HEALTH INSURANCE	5,840.18	59,976.35	76,000.00	16,023.65	78.9
004-050-51008	DENTAL INSURANCE	329.00	3,699.23	4,505.00	805.77	82.1
004-050-51010	WORKER'S COMPENSATION	.00	5,408.80	5,408.80	.00	100.0
004-050-51011	MEDICARE TAX	232.73	2,477.44	3,600.65	1,123.21	68.8
004-050-51017	PARS-ARS	2.86	31.92	110.00	78.08	29.0
004-050-51018	DUTY TIME	602.40	6,591.56	7,800.00	1,208.44	84.5
004-050-51022	PARS SYSTEM	1,913.51	20,201.55	24,700.00	4,498.45	81.8
004-050-51024	DEFERRED COMPENSATION	320.59	3,169.56	3,900.00	730.44	81.3
004-050-51025	RETIREE HEALTH INSURANCE	5,476.48	55,419.12	62,000.00	6,580.88	89.4
004-050-51027	PERS EE/ER	2,445.54	26,327.68	32,600.00	6,272.32	80.8
004-050-51029	PERS LS UAL	.00	125,338.78	125,338.78	.00	100.0
004-050-51043	DISABILITY & LIFE INSURANCE	101.74	1,116.83	1,400.00	283.17	79.8
004-050-51046	OPEB	1,549.56	16,793.90	21,200.00	4,406.10	79.2
004-050-52010	UTILITIES	.00	46,680.04	58,000.00	11,319.96	80.5
004-050-52012	OFFICE SUPPLIES & POSTAGE	665.83	6,025.83	6,800.00	774.17	88.6
004-050-52013	COMMUNICATIONS	154.13	1,472.44	3,700.00	2,227.56	39.8
004-050-52014	MEETINGS & TRAVEL	.00	2,378.92	4,000.00	1,621.08	59.5
004-050-52015	PROFESSIONAL SERVICES	587.45	59,850.38	104,148.00	44,297.62	57.5
004-050-52017	WASTE FEES	54.74	668.83	1,670.00	1,001.17	40.1
004-050-52018	SPECIAL DEPARTMENT SUPPLIES	24,100.66	62,964.14	51,000.00	(11,964.14)	123.5
004-050-52019	MISC. DUES & SUBSCRIPTION	187.20	1,772.16	3,800.00	2,027.84	46.6
004-050-52020	WATER CONSERVATION PROGRAM	.00	100.00	1,300.00	1,200.00	7.7
004-050-52045	IT	88.69	1,961.31	2,700.00	738.69	72.6
004-050-53020	VEHICLE OPERATION	547.74	6,022.08	20,000.00	13,977.92	30.1
004-050-55023	SMALL CLAIMS	.00	.00	200.00	200.00	.0
004-050-55024	RENTALS	.00	254.40	3,000.00	2,745.60	8.5
004-050-55100	CITY COST PLAN	.00	160,881.00	160,881.00	.00	100.0
004-050-55101	REFUNDS	.00	66.00	3,000.00	2,934.00	2.2
004-050-56025	DEPRECIATION	.00	.00	218,000.00	218,000.00	.0
004-050-56027	CAPITAL IMPROVEMENT	1,195.00	47,781.25	2,561,395.00	2,513,613.75	1.9
004-050-56028	CAPITAL EQUIPMENT	.00	33,529.96	34,154.73	624.77	98.2
004-050-57000	LEASE PRINCIPAL	631.91	6,319.10	7,596.00	1,276.90	83.2
	TOTAL WATER	63,207.06	936,831.10	3,846,580.12	2,909,749.02	24.4
	TOTAL FUND EXPENDITURES	63,207.06	936,831.10	3,846,580.12	2,909,749.02	24.4
	NET REVENUE OVER EXPENDITURES	41,948.13	158,067.16	(2,617,380.12)	(2,775,447.28)	6.0

CITY OF BISHOP
REVENUES WITH COMPARISON TO BUDGET
FOR THE 10 MONTHS ENDING APRIL 30, 2026

TUT MEASURE A

		PERIOD ACTUAL	YTD ACTUAL	BUDGET	UNEXPENDED	PCNT
	REVENUE					
010-000-39722	TUT MEASURE A	.00	626,272.80	800,000.00	173,727.20	78.3
	TOTAL REVENUE	.00	626,272.80	800,000.00	173,727.20	78.3
	TOTAL FUND REVENUE	.00	626,272.80	800,000.00	173,727.20	78.3

CITY OF BISHOP
EXPENDITURES WITH COMPARISON TO BUDGET
FOR THE 10 MONTHS ENDING APRIL 30, 2026

TUT MEASURE A

		PERIOD ACTUAL	YTD ACTUAL	BUDGET	UNEXPENDED	PCNT
	DEPARTMENT 000					
010-000-59999	TRANSFERS OUT	.00	700,000.00	700,000.00	.00	100.0
	TOTAL DEPARTMENT 000	.00	700,000.00	700,000.00	.00	100.0
	TOTAL FUND EXPENDITURES	.00	700,000.00	700,000.00	.00	100.0
	NET REVENUE OVER EXPENDITURES	.00	(73,727.20)	100,000.00	173,727.20	(73.7)

CITY OF BISHOP
REVENUES WITH COMPARISON TO BUDGET
FOR THE 10 MONTHS ENDING APRIL 30, 2026

SUNRISE MHP

		PERIOD ACTUAL	YTD ACTUAL	BUDGET	UNEXPENDED	PCNT
	REVENUE					
012-000-33010	INTEREST ON BANK DEPOSITS	1,656.99	15,427.83	15,000.00	(427.83)	102.9
012-000-39735	UTILITIES CLEARING ACCOUNT	2,765.00	28,875.00	39,400.00	10,525.00	73.3
012-000-39750	RENTS - ASSISTED UNITS	558.00	6,915.00	8,000.00	1,085.00	86.4
012-000-39760	RENTS - UNASSISTED UNITS	8,335.00	86,620.00	99,000.00	12,380.00	87.5
	TOTAL REVENUE	13,314.99	137,837.83	161,400.00	23,562.17	85.4
	TOTAL FUND REVENUE	13,314.99	137,837.83	161,400.00	23,562.17	85.4

CITY OF BISHOP
EXPENDITURES WITH COMPARISON TO BUDGET
FOR THE 10 MONTHS ENDING APRIL 30, 2026

SUNRISE MHP

		PERIOD ACTUAL	YTD ACTUAL	BUDGET	UNEXPENDED	PCNT
	SUNRISE MHP					
012-095-51001	FULL TIME SALARIES	1,186.28	12,774.26	15,800.00	3,025.74	80.9
012-095-51002	PART TIME SALARIES	2,157.75	19,481.40	24,000.00	4,518.60	81.2
012-095-51006	VISION INSURANCE	3.06	33.35	50.00	16.65	66.7
012-095-51007	HEALTH INSURANCE	667.48	6,810.77	7,770.00	959.23	87.7
012-095-51008	DENTAL INSURANCE	35.64	388.34	440.00	51.66	88.3
012-095-51010	WORKER'S COMPENSATION	.00	481.62	481.62	.00	100.0
012-095-51011	MEDICARE TAX	46.83	451.27	597.00	145.73	75.6
012-095-51017	PARS-ARS	28.05	259.42	324.00	64.58	80.1
012-095-51022	PARS SYSTEM	133.74	1,429.43	1,780.00	350.57	80.3
012-095-51024	DEFERRED COMPENSATION	12.74	136.19	170.00	33.81	80.1
012-095-51027	PERS EE/ER	212.98	2,277.18	2,950.00	672.82	77.2
012-095-51029	PERS LS UAL	.00	8,978.82	8,978.82	.00	100.0
012-095-51043	DISABILITY & LIFE INSURANCE	9.28	95.49	130.00	34.51	73.5
012-095-51046	OPEB	121.48	1,297.89	1,690.00	392.11	76.8
012-095-52010	UTILITIES	1,199.11	40,930.20	44,000.00	3,069.80	93.0
012-095-52012	OFFICE SUPPLIES & POSTAGE	.00	.74	100.00	99.26	.7
012-095-52015	PROFESSIONAL SERVICES	364.00	1,597.20	5,000.00	3,402.80	31.9
012-095-52017	WASTE FEES	657.12	5,742.37	7,500.00	1,757.63	76.6
012-095-52018	SPECIAL DEPARTMENT SUPPLIES	1,039.90	3,060.24	7,500.00	4,439.76	40.8
012-095-52045	IT	.00	.00	100.00	100.00	.0
012-095-53020	VEHICLE OPERATION	.00	.00	1,200.00	1,200.00	.0
012-095-55100	CITY COST PLAN	.00	20,422.00	20,422.00	.00	100.0
012-095-56027	CAPITAL IMPROVEMENT	.00	.00	50,000.00	50,000.00	.0
	TOTAL SUNRISE MHP	7,875.44	126,648.18	200,983.44	74,335.26	63.0
	TOTAL FUND EXPENDITURES	7,875.44	126,648.18	200,983.44	74,335.26	63.0
	NET REVENUE OVER EXPENDITURES	5,439.55	11,189.65	(39,583.44)	(50,773.09)	28.3

CITY OF BISHOP
REVENUES WITH COMPARISON TO BUDGET
FOR THE 10 MONTHS ENDING APRIL 30, 2026

STREETS-SIDEWALK IMPROVEMENT

		PERIOD ACTUAL	YTD ACTUAL	BUDGET	UNEXPENDED	PCNT
	REVENUE					
019-000-33010	INTEREST ON BANK DEPOSITS	6,202.13	58,308.04	45,000.00	(13,308.04)	129.6
019-000-39999	TRANSFERS IN	.00	250,000.00	250,000.00	.00	100.0
	TOTAL REVENUE	6,202.13	308,308.04	295,000.00	(13,308.04)	104.5
	TOTAL FUND REVENUE	6,202.13	308,308.04	295,000.00	(13,308.04)	104.5

CITY OF BISHOP
EXPENDITURES WITH COMPARISON TO BUDGET
FOR THE 10 MONTHS ENDING APRIL 30, 2026

STREETS-SIDEWALK IMPROVEMENT

		PERIOD ACTUAL	YTD ACTUAL	BUDGET	UNEXPENDED	PCNT
	STREETS-SIDEWALK IMPROVEMENT					
019-040-59999	TRANSFERS OUT	.00	.00	1,419,213.00	1,419,213.00	.0
	TOTAL STREETS-SIDEWALK IMPROVEMENT	.00	.00	1,419,213.00	1,419,213.00	.0
	TOTAL FUND EXPENDITURES	.00	.00	1,419,213.00	1,419,213.00	.0
	NET REVENUE OVER EXPENDITURES	6,202.13	308,308.04	(1,124,213.00)	(1,432,521.04)	27.4

CITY OF BISHOP
REVENUES WITH COMPARISON TO BUDGET
FOR THE 10 MONTHS ENDING APRIL 30, 2026

HEAVY EQUIPMENT REPLACEMENT

		PERIOD ACTUAL	YTD ACTUAL	BUDGET	UNEXPENDED	PCNT
	SOURCE 000					
022-000-33010	INTEREST ON BANK DEPOSITS	587.36	4,932.08	5,200.00	267.92	94.9
022-000-39999	TRANSFERS IN	.00	100,000.00	100,000.00	.00	100.0
	TOTAL SOURCE 000	587.36	104,932.08	105,200.00	267.92	99.8
	TOTAL FUND REVENUE	587.36	104,932.08	105,200.00	267.92	99.8
	NET REVENUE OVER EXPENDITURES	587.36	104,932.08	105,200.00	267.92	99.8

CITY OF BISHOP
REVENUES WITH COMPARISON TO BUDGET
FOR THE 10 MONTHS ENDING APRIL 30, 2026

PROPERTY/HOUSING DEVELOPMENT

		PERIOD ACTUAL	YTD ACTUAL	BUDGET	UNEXPENDED	PCNT
	SOURCE 000					
023-000-33010	INTEREST ON BANK DEPOSITS	155.89	2,373.72	2,600.00	226.28	91.3
	TOTAL SOURCE 000	155.89	2,373.72	2,600.00	226.28	91.3
	TOTAL FUND REVENUE	155.89	2,373.72	2,600.00	226.28	91.3

CITY OF BISHOP
EXPENDITURES WITH COMPARISON TO BUDGET
FOR THE 10 MONTHS ENDING APRIL 30, 2026

PROPERTY/HOUSING DEVELOPMENT

		PERIOD ACTUAL	YTD ACTUAL	BUDGET	UNEXPENDED	PCNT
	DEPARTMENT 000					
023-000-55026	CONTRACT SERVICES	12,736.51	37,425.06	50,485.00	13,059.94	74.1
	TOTAL DEPARTMENT 000	12,736.51	37,425.06	50,485.00	13,059.94	74.1
	TOTAL FUND EXPENDITURES	12,736.51	37,425.06	50,485.00	13,059.94	74.1
	NET REVENUE OVER EXPENDITURES	(12,580.62)	(35,051.34)	(47,885.00)	(12,833.66)	(73.2)

CITY OF BISHOP
REVENUES WITH COMPARISON TO BUDGET
FOR THE 10 MONTHS ENDING APRIL 30, 2026

PLHA FUND

		PERIOD ACTUAL	YTD ACTUAL	BUDGET	UNEXPENDED	PCNT
	SOURCE 000					
026-000-33011	INTEREST ON BANK DEPOSITS	1,344.37	8,917.73	8,000.00	(917.73)	111.5
	TOTAL SOURCE 000	1,344.37	8,917.73	8,000.00	(917.73)	111.5
	TOTAL FUND REVENUE	1,344.37	8,917.73	8,000.00	(917.73)	111.5
	NET REVENUE OVER EXPENDITURES	1,344.37	8,917.73	8,000.00	(917.73)	111.5

CITY OF BISHOP
REVENUES WITH COMPARISON TO BUDGET
FOR THE 10 MONTHS ENDING APRIL 30, 2026

C.O.P.S.

		PERIOD ACTUAL	YTD ACTUAL	BUDGET	UNEXPENDED	PCNT
	REVENUE					
033-000-33010	INTEREST ON BANK DEPOSITS	1,226.16	10,218.29	10,800.00	581.71	94.6
033-000-39967	COPS/AB 1913	.00	172,440.21	172,000.00	(440.21)	100.3
	TOTAL REVENUE	1,226.16	182,658.50	182,800.00	141.50	99.9
	TOTAL FUND REVENUE	1,226.16	182,658.50	182,800.00	141.50	99.9

CITY OF BISHOP
EXPENDITURES WITH COMPARISON TO BUDGET
FOR THE 10 MONTHS ENDING APRIL 30, 2026

C.O.P.S.

		PERIOD ACTUAL	YTD ACTUAL	BUDGET	UNEXPENDED	PCNT
	C.O.P.S.					
033-033-51004	OVERTIME WAGES	.00	.00	85,000.00	85,000.00	.0
033-033-52015	PROFESSIONAL SERVICES	6,816.90	10,162.99	15,000.00	4,837.01	67.8
033-033-52018	SPECIAL DEPARTMENT SUPPLIES	1,272.47	17,479.75	36,467.70	18,987.95	47.9
033-033-52019	MISC. DUES & SUBSCRIPTIONS	.00	10,000.00	10,000.00	.00	100.0
033-033-53020	VEHICLE OPERATION	4,946.02	16,598.02	15,000.00	(1,598.02)	110.7
033-033-56028	CAPITAL EQUIPMENT	.00	.00	8,532.30	8,532.30	.0
033-033-57000	LEASE PRINCIPAL	5,008.26	65,443.08	90,000.00	24,556.92	72.7
	TOTAL C.O.P.S.	18,043.65	119,683.84	260,000.00	140,316.16	46.0
	TOTAL FUND EXPENDITURES	18,043.65	119,683.84	260,000.00	140,316.16	46.0
	NET REVENUE OVER EXPENDITURES	(16,817.49)	62,974.66	(77,200.00)	(140,174.66)	81.6

CITY OF BISHOP
REVENUES WITH COMPARISON TO BUDGET
FOR THE 10 MONTHS ENDING APRIL 30, 2026

STIP E. LINE ST. BRIDGE REPL.

		PERIOD ACTUAL	YTD ACTUAL	BUDGET	UNEXPENDED	PCNT
	REVENUE					
054-000-39925	PROJECT REVENUE	.00	127,695.00	127,695.00	.00	100.0
054-000-39999	TRANSFERS IN	.00	110,000.00	110,000.00	.00	100.0
	TOTAL REVENUE	.00	237,695.00	237,695.00	.00	100.0
	TOTAL FUND REVENUE	.00	237,695.00	237,695.00	.00	100.0

CITY OF BISHOP
EXPENDITURES WITH COMPARISON TO BUDGET
FOR THE 10 MONTHS ENDING APRIL 30, 2026

STIP E. LINE ST. BRIDGE REPL.

		PERIOD ACTUAL	YTD ACTUAL	BUDGET	UNEXPENDED	PCNT
	DEPARTMENT 000					
054-000-55026	CONTRACT SERVICES	6,325.00	31,951.00	110,000.00	78,049.00	29.1
	TOTAL DEPARTMENT 000	6,325.00	31,951.00	110,000.00	78,049.00	29.1
	TOTAL FUND EXPENDITURES	6,325.00	31,951.00	110,000.00	78,049.00	29.1
	NET REVENUE OVER EXPENDITURES	(6,325.00)	205,744.00	127,695.00	(78,049.00)	161.1

CITY OF BISHOP
REVENUES WITH COMPARISON TO BUDGET
FOR THE 10 MONTHS ENDING APRIL 30, 2026

S WARREN ST. IMPROVEMENT

		PERIOD ACTUAL	YTD ACTUAL	BUDGET	UNEXPENDED	PCNT
	REVENUE					
055-000-39520	INTERGOVERNMENTAL REVENUE	.00	.00	1,000,000.00	1,000,000.00	.0
055-000-39999	TRANSFERS IN	.00	.00	1,419,213.00	1,419,213.00	.0
	TOTAL REVENUE	.00	.00	2,419,213.00	2,419,213.00	.0
	TOTAL FUND REVENUE	.00	.00	2,419,213.00	2,419,213.00	.0

CITY OF BISHOP
EXPENDITURES WITH COMPARISON TO BUDGET
FOR THE 10 MONTHS ENDING APRIL 30, 2026

S WARREN ST. IMPROVEMENT

		PERIOD ACTUAL	YTD ACTUAL	BUDGET	UNEXPENDED	PCNT
	DEPARTMENT 000					
055-000-56027	CAPITAL IMPROVEMENT	.00	.00	2,419,213.00	2,419,213.00	.0
	TOTAL DEPARTMENT 000	.00	.00	2,419,213.00	2,419,213.00	.0
	TOTAL FUND EXPENDITURES	.00	.00	2,419,213.00	2,419,213.00	.0
	NET REVENUE OVER EXPENDITURES	.00	.00	.00	.00	.0

April 2026
Bank Reconciliation Report

Report Criteria:

Print Outstanding Checks and Deposits and Bank and Book adjustments

Eastern Sierra Checking (Eastern Sierra Checking) (1)

April 30, 2026

Account: 99900010110

Bank Statement Balance:	1,661,626.89	Book Balance Previous Month:	1,369,527.19
Outstanding Deposits:	261,234.06	Total Receipts:	1,534,511.01
Outstanding Checks:	251,966.91	Total Disbursements:	1,233,144.17
Bank Adjustments:	.01-	Book Adjustments:	.00
Bank Balance:	1,670,894.03	Book Balance:	1,670,894.03
		Proof (Bank balance less book balance):	.00

Outstanding Deposits Section

Deposit Number	Deposit Amount	Deposit Number	Deposit Amount	Deposit Number	Deposit Amount	Deposit Number	Deposit Amount
19	280.00	1008	191.08-	1034	128.00-	1057	101.00
1108	88.29-	1110	565.46	1132	1,472.00-	1137	370.00-
1145	359.00	1158	43.65-	1159	64.00-	1168	468.75-
1213	185.00-	1234	558.40	1238	238,138.13	1239	813.62
1240	105.00-	1246	20,735.97	1247	398.25	1256	2,400.00
Grand Totals:							261,234.06

Deposits cleared: 79 items Deposits Outstanding: 20 items

Outstanding Checks Section

Check Number	Check Amount	Check Number	Check Amount	Check Number	Check Amount	Check Number	Check Amount
3	142.50	5	.01	5	281.25	1092	19.83
1639	38.00	1644	38.00	2443	165.48	3849	74.99
4696	1,623.97	4738	250.29	4877	6,920.00	5119	457.64
5546	119.89	6366	313.36	6412	100.00	6693	48.03
6948	668.91	7108	4,602.50	7258	144.96	7412	18.58
7420	18.58	7859	1,076.50	8324	66.50	8752	110.82
9412	203.50	9861	.11	9941	46.25	10994	75.00
11079	14.30	11879	340.50	12044	33.25	12086	31.99
12129	2,898.00	12474	36.94	12488	31.17	12493	36.94
12502	166.23	12613	120.00	13215	25.00	13247	30.35
13262	43.86	13272	103.89	13366	210.55	13407	40.00
13729	312.42	14058	2.74	14245	33.00	14258	80.00
14301	6,383.62	14398	5,226.25	14450	111.28	14508	150.00
14857	2,197.22-	14857	2,197.22	14866	500.00	14919	19.68-
14919	19.68	15185	277.05	15193	75.91	15212	94.89
15228	690.25	15370	350.00	15390	30.00	15395	7.13
15431	60.76	15479	20.35	15523	6,332.36	15560	3,675.07
15571	124.30	15586	46.17	15589	46.17	15613	160.00
15626	322.50	15634	200.00	15659	189.09	15688	6,675.08
15696	120.00	15702	200.00	15703	191.35	15704	371.52
15706	1,920.00	15708	6,332.36	15710	2,059.32	15714	567.50
15715	920.45	15719	236.50	15724	12,561.51	15727	1,649.00
15729	236.50	15730	236.50	15733	229.62	15736	76.00
15741	72.00	15742	1,320.00	15743	560.91	15744	290.19

Check Number	Check Amount	Check Number	Check Amount	Check Number	Check Amount	Check Number	Check Amount
15745	500.00	15746	826.10	15747	1,358.63	15748	118,602.53
15749	432.20	15750	154.76	15751	124.30	15752	554.00
15753	662.38	15754	672.86	15755	250.00	15756	489.50
15757	303.80	15758	1,686.17	15759	192.00	15760	15.34
15787	371.52	15788	25.00	15789	2,189.06	75403	8.00
41726204	38,433.45	71125300	.73-				
Grand Totals:							251,966.91

Checks cleared: 242 items Checks Oustanding: 118 items

Bank Adjustments Section

Description	Amount	Description	Amount
Reconciliation off by 0.01	.01-		
Grand Totals:			.01-

Book Adjustments Section

APRIL 2026
COMBINED CASH REPORT

CITY OF BISHOP
COMBINED CASH
APRIL 30, 2026

COMBINED CASH ACCOUNTS

999-000-10110	CASH IN BANK	1,666,273.55
999-000-10111	LAIF INVESTMENT	933,454.47
999-000-10112	CASH EASTERN SIERRA BANK	.00
999-000-10113	CASH IN COUNTY TREASURY	.00
999-000-10115	CASH IN BANK XPRESS BILLPAY	30,491.24
999-000-10116	CALIFORNIA CLASS INVESTMENT	22,373,368.17
999-000-10117	CASH IN BANK STRIPE	.00
999-000-10175	CASH CLEARING UTILITIES	14,948.87
999-000-10176	BUSINESS CASH CLEARING	.00
999-000-10177	DEPOSITS IN TRANSIT	.00
	TOTAL COMBINED CASH	25,018,536.30
999-000-10100	CASH ALLOCATED TO FUNDS	(25,018,536.30)
	TOTAL UNALLOCATED CASH	.00

CASH ALLOCATION RECONCILIATION

1	ALLOCATION TO GENERAL FUND	12,144,599.00
2	ALLOCATION TO SEWER FUND	3,207,535.78
3	ALLOCATION TO GAS TAX	527,055.90
4	ALLOCATION TO WATER FUND	2,824,567.14
5	ALLOCATION TO RFPD	503,655.54
6	ALLOCATION TO IMBC FIDUCIARY	.00
7	ALLOCATION TO LOCAL TRANSPORTATION FUND	187,785.82
8	ALLOCATION TO BOND AND TRUST FUND	152,226.97
9	ALLOCATION TO TRAFFIC SAFETY	8,141.29
10	ALLOCATION TO TUT MEASURE A	1,814,616.30
11	ALLOCATION TO ASSET FORFEITURE	5,782.62
12	ALLOCATION TO SUNRISE MHP	458,096.87
13	ALLOCATION TO GENERAL FIXED ASSETS	.00
15	ALLOCATION TO WATER IMPROVEMENT	.00
18	ALLOCATION TO FUND 018	.00
19	ALLOCATION TO STREETS-SIDEWALK IMPROVEMENT	1,714,665.41
21	ALLOCATION TO CANINE DONATION	8,012.54
22	ALLOCATION TO HEAVY EQUIPMENT REPLACEMENT	162,384.43
23	ALLOCATION TO PROPERTY/HOUSING DEVELOPMENT	43,096.47
24	ALLOCATION TO BAWA	54,465.59
25	ALLOCATION TO GENERAL CAPITAL PROJECTS	.00
26	ALLOCATION TO PLHA FUND	371,670.86
29	ALLOCATION TO FUND 029	.00
33	ALLOCATION TO C.O.P.S.	338,990.20
37	ALLOCATION TO HOME FUNDS/WILLOW ST	128,632.26
54	ALLOCATION TO STIP E. LINE ST. BRIDGE REPL.	216,333.83
55	ALLOCATION TO S WARREN ST. IMPROVEMENT	.00
57	ALLOCATION TO SEIBU TO SCHL BIKE PATH	.00
58	ALLOCATION TO PINE TO PARK/STIP	.00
59	ALLOCATION TO WEST JAY STREET	.00
60	ALLOCATION TO STIP-SPRUCE/YANEY/HANBY	.00
61	ALLOCATION TO E. LINE ST. IMPROVEMENTS	.00
62	ALLOCATION TO PLAYGROUND EQUIPMENT PROJECT	.00
70	ALLOCATION TO HOME OWNER ASSIST PRGM	128,100.00

CITY OF BISHOP
COMBINED CASH
APRIL 30, 2026

71	ALLOCATION TO SILVER PEAK/IMACA	.00
72	ALLOCATION TO VALLEY APTS/13 CDBG 8972	18,121.48
	TOTAL ALLOCATIONS TO OTHER FUNDS	25,018,536.30
	ALLOCATION FROM COMBINED CASH FUND - 999-000-10100	(25,018,536.30)
	ZERO PROOF IF ALLOCATIONS BALANCE	.00

April 2026
Investment Portfolio Report

Investment Accounts

LAIF

Statement Period: April 2026

Ending Balance: $933,454.47

Average Monthly Yield (Accrued Quarterly): 3.811%

California Class

Statement Period: April 2026

Ending Balance: $22,373,368.17

Average Monthly Yield (Accrued Monthly): 3.692%

Combined City of Bishop Investments

Statement Period: April 2026

Ending Balance: $23,306,822.64

Average Monthly Yield: 3.697%

Local Agency Investment Fund
P.O. Box 942809
Sacramento, CA 94209-0001
(916) 653-3001

June 05, 2026

LAIF Home
PMIA Average Monthly Yields

CITY OF BISHOP

CITY ADMINISTRATOR
P.O. BOX 1236
BISHOP, CA 93514

Tran Type Definitions

Account Number: 98-14-086

April 2026 Statement

Effective Date	Transaction Date	Tran Type	Confirm Number	Web Confirm Number	Authorized Caller	Amount
4/15/2026	4/14/2026	QRD	1798400	N/A	SYSTEM	9,058.70

Account Summary

Total Deposit:	9,058.70	Beginning Balance:	924,395.77
Total Withdrawal:	0.00	Ending Balance:	933,454.47

PMIA/LAIF Performance Report
as of 06/03/26

Quarterly Performance
Quarter Ended 03/31/26

LAIF Apportionment Rate[2]:	3.98
LAIF Earnings Ratio[2]:	0.00010906180047888
LAIF Administrative Cost[1]*:	0.24
LAIF Fair Value Factor[1]:	0.999980831
PMIA Daily[1]:	3.82
PMIA Quarter to Date[1]:	3.92
PMIA Average Life[1]:	261

PMIA Average Monthly Effective Yields[1]

May	**3.810**
April	3.811
March	3.826
February	3.871
January	3.931
December	4.025

Pooled Money Investment Account
Monthly Portfolio Composition [1]
04/30/26
$183.4 billion

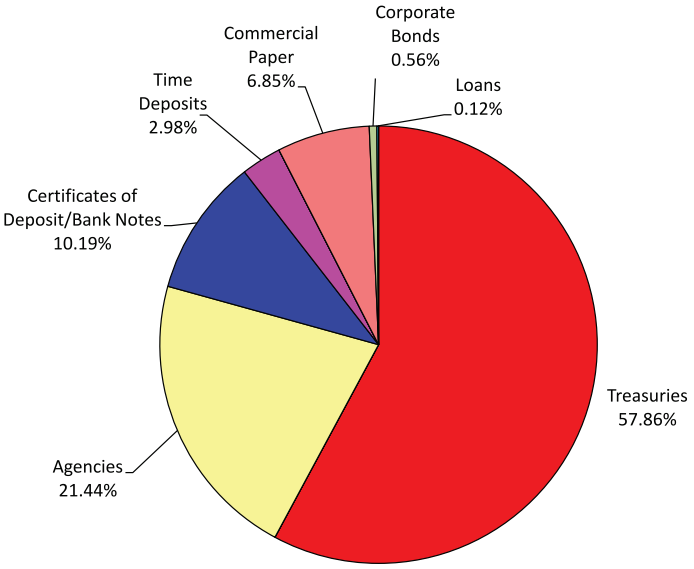

Chart does not include $803,000.00 in mortgages, which equates to 0.001%. Percentages may not total 100% due to rounding.

Daily rates are now available here. **View PMIA Daily Rates**

Notes: The apportionment rate includes interest earned on the CalPERS Supplemental Pension Payment pursuant to Government Code 20825 (c)(1) .

**The percentage of administrative cost equals the total administrative cost divided by the quarterly interest earnings. The law provides that administrative costs are not to exceed 5% of quarterly EARNINGS of the fund. However, if the 13-week Daily Treasury Bill Rate on the last day of the fiscal year is below 1%, then administrative costs shall not exceed 8% of quarterly EARNINGS of the fund for the subsequent fiscal year.*

Source:
[1] State of California, Office of the Treasurer
[2] State of California, Office of the Controller

California CLASS

Summary Statement

Apr 30, 2026

Investor ID CA-01-0180

0000 7 -0000734 PDF 944625

City of Bishop
377 W Line Street
Bishop, CA 93514

California CLASS

California CLASS

Average Monthly Yield 3.6918%

		Beginning Balance	Contributions	Withdrawals	Income Earned	Income Earned YTD	Average Daily Balance	Month End Balance
CA-01-0180-0001	City of Bishop	22,555,506.88	0.00	250,000.00	67,861.29	271,395.23	22,366,102.26	22,373,368.17
TOTAL		**22,555,506.88**	**0.00**	**250,000.00**	**67,861.29**	**271,395.23**	**22,366,102.26**	**22,373,368.17**

Account Number: CA-01-0180-0001

City of Bishop

Account Summary

Average Monthly Yield: 3.6918%

	Beginning Balance	Contributions	Withdrawals	Income Earned	Income Earned YTD	Average Daily Balance	Month End Balance
California CLASS	22,555,506.88	0.00	250,000.00	67,861.29	271,395.23	22,366,102.26	22,373,368.17

Transaction Activity

Transaction Date	Transaction Description	Contributions	Withdrawals	Balance	Transaction Number
04/01/2026	Beginning Balance			22,555,506.88	
04/08/2026	Withdrawal		250,000.00		18759
04/30/2026	Income Dividend Reinvestment	67,861.29			
04/30/2026	Ending Balance			22,373,368.17	

California CLASS

California CLASS

Date	Dividend Rate	Daily Yield
04/01/2026	0.000101363	3.6987%
04/02/2026	0.000404136	3.6878%
04/03/2026	0.000000000	3.6878%
04/04/2026	0.000000000	3.6878%
04/05/2026	0.000000000	3.6878%
04/06/2026	0.000101144	3.6918%
04/07/2026	0.000100968	3.6853%
04/08/2026	0.000100593	3.6717%
04/09/2026	0.000100089	3.6533%
04/10/2026	0.000300831	3.6601%
04/11/2026	0.000000000	3.6601%
04/12/2026	0.000000000	3.6601%
04/13/2026	0.000100847	3.6809%
04/14/2026	0.000101276	3.6966%
04/15/2026	0.000101894	3.7191%
04/16/2026	0.000102498	3.7412%
04/17/2026	0.000305820	3.7208%
04/18/2026	0.000000000	3.7208%
04/19/2026	0.000000000	3.7208%
04/20/2026	0.000101174	3.6929%
04/21/2026	0.000101092	3.6899%
04/22/2026	0.000101103	3.6903%
04/23/2026	0.000101099	3.6901%
04/24/2026	0.000304035	3.6991%
04/25/2026	0.000000000	3.6991%
04/26/2026	0.000000000	3.6991%
04/27/2026	0.000101378	3.7003%
04/28/2026	0.000100579	3.6711%
04/29/2026	0.000101056	3.6885%
04/30/2026	0.000101450	3.7029%

Performance results are shown net of all fees and expenses and reflect the reinvestment of dividends and other earnings. Many factors affect performance including changes in market conditions and interest rates and in response to other economic, political, or financial developments. Investment involves risk including the possible loss of principal. No assurance can be given that the performance objectives of a given strategy will be achieved. **Past performance is no guarantee of future results. Any financial and/or investment decision may incur losses.**

APRIL 2026
WARRANT REGISTER REPORT

TO: CITY COUNCIL/CITY ADMINISTRATOR

FROM: FINANCE DIRECTOR

DATE: JUNE 5, 2026

SUBJECT: APPROVAL OF WARRANT REGISTER FOR THE MONTH OF APRIL 2026

COMMERCIAL WARRANTS

CHECK #14857,14917,15554-15760,

15787-15759

AMOUNT ISSUED: $560,462.90

MANUAL CHECKS & PAYROLL WARRANTS

AMOUNT ISSUED: $672,681.27

TOTAL AMOUNT ISSUED: $1,233,144.17

Journal	Payee or Description	Date	Check Number	Amount
CD	Pilot Thomas March 2026 Inv. 374401	04/16/2026	1	9,057.89
CD	TOY B of A Credit Card Payment April 2026	04/30/2026	2	5,456.93
CD	GOMEZ B of A Credit Card Payment April 2026	04/30/2026	3	1,484.02
CD	Gonzalez B of A Credit Card payment April 2026	04/30/2026	4	753.98
CD	4/29/26 Deposit $0.01 Write Off (Memo in Deposit Support)	04/29/2026	5	.01
CD	Foster B of A Credit Card payment April 2026	04/30/2026	6	9,307.04
CD	Grisham B of A Credit Card payment April 2026	04/30/2026	7	7,035.18
CD	Cleland B of A Credit Card April 2026	04/30/2026	8	2,606.46
CD	CalPERS EPMC & ADJ - 3/2/26-3/15/26	04/30/2026	9	1,097.90
CD	Gamino B of A Credit Card payment April 2026	04/30/2026	10	20.00
CD	Marcellin B of A Credit Card payment April 2026	04/30/2026	11	2,123.23
CD	Russell B of A Credit Card payment April 2026	04/30/2026	12	5,035.19
CD	Reynolds B of A Credit Card payment April 2026	04/30/2026	13	1,665.47
CD	CalPERS EPMC & EDJ - 3/16/26-3/29/26	04/30/2026	14	738.37
CD	CalPERS EPMC & EDJ - 3/30/26-4/12/26	04/30/2026	15	2,117.54
CD	Poole B of A Credit Card April 2026	04/30/2026	16	1,493.61
CD	McElroy B of A Credit Card April 2026	04/30/2026	17	1,513.71
CD	Milici B of A Credit Card payment April 2026	04/30/2026	18	2,062.74
CD	CALPERS Retiree Med & ADJ - April Bill, May Premium	04/30/2026	19	73,030.47
CD	Paymentech Fee March 2026	04/30/2026	20	519.84
CD	Paymentech Fee March 2026	04/30/2026	21	719.57
CD	Xpress BillPay Fee March 2026	04/30/2026	22	640.68
CD	Bamboo HR April-May 2026	04/30/2026	23	2,089.65
CD	April 2026 Enterprise Lease Payment	04/30/2026	24	10,491.01
CDA	QUADIENT FINANCE USA, INC	04/01/2026	14857	2,197.22-
CDA	ALPINE PAINT OF BISHOP	04/01/2026	14919	19.68-
CDA	ALPINE PAINT OF BISHOP	04/01/2026	15554	101.50
CDA	CARMICHAEL BUSINESS TECH.	04/01/2026	15555	345.20
CDA	DEPT OF WATER AND POWER	04/01/2026	15556	101.49
CDA	Dewey Services Inc	04/01/2026	15557	1,604.00
CDA	EAN SERVICES, LLC	04/01/2026	15558	218.56
CDA	ESO SOLUTIONS, INC	04/01/2026	15559	2,162.70
CDA	ESRI, INC.	04/01/2026	15560	3,675.07
CDA	FEDEX	04/01/2026	15561	25.88
CDA	HELIX ENVIRONMENTAL PLANNING, INC	04/01/2026	15562	3,704.75
CDA	HUNT PROPANE, INC.	04/01/2026	15563	1,494.48
CDA	INYO COUNTY RECYCLING & WASTE MANAGEMENT	04/01/2026	15564	354.25
CDA	Inyo Register	04/01/2026	15565	110.60
CDA	Kiley & Associates LLC	04/01/2026	15566	2,000.00
CDA	L.N Curtis & Sons	04/01/2026	15567	542.62
CDA	LIFE-ASSIST, INC.	04/01/2026	15568	655.90
CDA	MISSION LINEN & UNIFORM	04/01/2026	15569	63.43
CDA	Miwall Corporation	04/01/2026	15570	2,674.55
CDA	MSA-DENTAL POOL	04/01/2026	15571	124.30
CDA	Pamela Foster	04/01/2026	15572	150.00
CDA	Pilot Thomas Logistics LLC	04/01/2026	15573	108.70
CDA	PROFORCE MARKETING, INC	04/01/2026	15574	1,719.28
CDA	PTS	04/01/2026	15575	85.00
CDA	QUADIENT FINANCE USA, INC	04/01/2026	15576	4,304.68
CDA	RAMONS AUTO DETAIL	04/01/2026	15577	550.00
CDA	Rojas Communications Group	04/01/2026	15578	2,500.00
CDA	SCMAF	04/01/2026	15579	100.00
CDA	Signalscape, Inc	04/01/2026	15580	16,910.00
CDA	SOUTHERN CALIFORNIA EDISON	04/01/2026	15581	1,479.42
CDA	THE HARTFORD	04/01/2026	15582	196.50
CDA	UNDERGROUND SERVICE ALERT	04/01/2026	15583	35.80
CDA	VISION SERVICE PLAN	04/01/2026	15584	30.68
CDA	Willdan Engineering	04/01/2026	15585	4,933.50

Journal	Payee or Description	Date	Check Number	Amount
CDP	WEATHERFORD, JOHN	04/03/2026	15586	46.17
CDP	UNDERHILL, CHERYL L.	04/03/2026	15587	110.11
CDP	SANTANA, FRANCISCO	04/03/2026	15588	1,547.14
CDP	MANUELITO, LISA	04/03/2026	15589	46.17
CDP	GRISHAM, AMANDA R	04/03/2026	15590	3,294.94
CDP	NAVALES, RYAN	04/03/2026	15591	1,365.36
CDP	JACKSON, THOMAS E.	04/03/2026	15592	766.62
CDP	POOL, PRESTON	04/03/2026	15593	675.73
CDP	MADERA, JOCELYN	04/03/2026	15594	94.89
CDP	GONZALEZ, ROBERT	04/03/2026	15595	38.79
CDP	ENNIS, JERRY	04/03/2026	15596	958.48
CDP	ENNIS, KAREN	04/03/2026	15597	944.48
CDP	DERR, LEVI	04/03/2026	15598	170.80
CDP	RUSSELL, BRET	04/03/2026	15599	3,856.04
CDP	Partridge, Kimberlee L	04/03/2026	15600	46.17
CDP	RAGER, ARIANA	04/03/2026	15601	145.22
CDP	LOWDEN, MIKE	04/03/2026	15602	38.79
CDP	DONDERO, JESIAH	04/03/2026	15603	227.73
CDP	CORTES, GETHSEMANIE	04/03/2026	15604	277.63
CDP	HERNANDEZ, JOCELYN	04/03/2026	15605	175.12
CDP	LIND, ERIN	04/03/2026	15606	103.87
CDA	JIM REYNOLDS	04/06/2026	15607	322.50
CDA	JOSE GARCIA	04/06/2026	15608	665.25
CDA	Phil West	04/06/2026	15609	322.50
CDPT	AMERICAN FIDELITY	04/07/2026	15610	371.52
CDPT	US BANK TRUST WESTERN REGION	04/07/2026	15611	1,609.44
CDA	Best Best & Krieger	04/08/2026	15612	58.80
CDA	Bishop Drug Screen	04/08/2026	15613	160.00
CDA	BISHOP PAIUTE TRIBAL	04/08/2026	15614	34.00
CDA	BROWN'S SUPPLY	04/08/2026	15615	66.38
CDA	BSK ASSOCIATES	04/08/2026	15616	952.64
CDA	CASELLE, INC.	04/08/2026	15617	2,301.00
CDA	DEPT OF WATER AND POWER	04/08/2026	15618	2,493.33
CDA	Dewey Services Inc	04/08/2026	15619	124.00
CDA	FRONTIER	04/08/2026	15620	255.29
CDA	HELIX ENVIRONMENTAL PLANNING, INC	04/08/2026	15621	7,860.00
CDA	HIGH COUNTRY LUMBER	04/08/2026	15622	3,645.74
CDA	HUNT PROPANE, INC.	04/08/2026	15623	469.10
CDA	INYO COUNTY ADMINISTRATION	04/08/2026	15624	18,791.73
CDA	INYO COUNTY RECYCLING & WASTE MANAGEMENT	04/08/2026	15625	370.25
CDA	KARLA JIMENEZ	04/08/2026	15626	322.50
CDA	KERI DAVIS	04/08/2026	15627	5,000.00
CDA	L.N Curtis & Sons	04/08/2026	15628	554.63
CDA	MISSION LINEN & UNIFORM	04/08/2026	15629	79.68
CDA	MORALES ROOTER	04/08/2026	15630	240.00
CDA	MR. K. AUTOMOTIVE SERVICE INC.	04/08/2026	15631	142.36
CDA	National Medical Services	04/08/2026	15632	496.00
CDA	OPTIMUM	04/08/2026	15633	1,199.11
CDA	PEREZ QUALITY TIRES	04/08/2026	15634	200.00
CDA	PREFERRED SEPTIC	04/08/2026	15635	3,512.20
CDA	QUADIENT LEASING USA, INC.	04/08/2026	15636	434.78
CDA	RAMONS AUTO DETAIL	04/08/2026	15637	350.00
CDA	Robin Ludovico	04/08/2026	15638	322.50
CDA	SOUTHERN CALIFORNIA EDISON	04/08/2026	15639	10.75
CDA	STEVE'S AUTO & TRUCK PART	04/08/2026	15640	888.39
CDA	THE FED-UP STORE	04/08/2026	15641	953.87
CDA	VERIZON BUSINESS	04/08/2026	15642	162.31
CDP	UNDERHILL, CHERYL L.	04/17/2026	15643	63.94

Journal	Payee or Description	Date	Check Number	Amount
CDP	SANTANA, FRANCISCO	04/17/2026	15644	1,258.73
CDP	GRISHAM, AMANDA R	04/17/2026	15645	2,209.53
CDP	NAVALES, RYAN	04/17/2026	15646	1,348.08
CDP	JACKSON, THOMAS E.	04/17/2026	15647	766.62
CDP	POOL, PRESTON	04/17/2026	15648	658.69
CDP	MADERA, JOCELYN	04/17/2026	15649	284.67
CDP	GRAVES, KANO	04/17/2026	15650	218.41
CDP	ENNIS, JERRY	04/17/2026	15651	958.48
CDP	ENNIS, KAREN	04/17/2026	15652	944.48
CDP	DERR, LEVI	04/17/2026	15653	227.73
CDP	RUSSELL, BRET	04/17/2026	15654	3,856.04
CDP	RAGER, ARIANA	04/17/2026	15655	162.30
CDP	MULLNER, LOLA	04/17/2026	15656	279.25
CDP	DONDERO, JESIAH	04/17/2026	15657	770.04
CDP	NOTT, CADENCE	04/17/2026	15658	90.04
CDP	JOHNSON, BRADY	04/17/2026	15659	189.09
CDP	CORTES, GETHSEMANIE	04/17/2026	15660	68.34
CDP	HERNANDEZ, JOCELYN	04/17/2026	15661	179.39
CDP	del Giudice, Teb	04/17/2026	15662	897.73
CDP	Arslan, Paul	04/17/2026	15663	94.89
CDA	711 MATERIALS, INC	04/16/2026	15664	.00
CDA	Aris Electric	04/16/2026	15665	.00
CDA	AT&T Mobility LLC	04/16/2026	15666	.00
CDA	BISHOP LOCKSMITH	04/16/2026	15667	.00
CDA	BISHOP VOLUNTEER FIRE	04/16/2026	15668	.00
CDA	BRIAN HOHENSTEIN	04/16/2026	15669	494.50
CDA	CA DEPARTMENT OF TAX & FEE ADMIN.	04/16/2026	15670	200.00
CDA	CALIFORNIA BROADBAND	04/16/2026	15671	1,225.69
CDA	CALIFORNIA BUILDING STANDARDS COMMISSION	04/16/2026	15672	365.40
CDA	CANON FINANCIAL SERVICES	04/16/2026	15673	1,483.55
CDA	CARMICHAEL BUSINESS TECH.	04/16/2026	15674	2,590.16
CDA	Comcast Business	04/16/2026	15675	762.36
CDA	COMMUNITY PRINTING	04/16/2026	15676	14.14
CDA	DEPT OF CONSERVATION-DIV	04/16/2026	15677	2,584.49
CDA	DEPT OF WATER AND POWER	04/16/2026	15678	1,975.02
CDA	DIVISION OF THE STATE ARCHITECT	04/16/2026	15679	121.20
CDA	EASTERN SIERRA INTERPRETIVE ASSOC.	04/16/2026	15680	3,750.00
CDA	Eastside Sparkle LLC	04/16/2026	15681	1,355.00
CDA	FEDEX	04/16/2026	15682	16.05
CDA	FRONTIER	04/16/2026	15683	806.34
CDA	HUNT PROPANE, INC.	04/16/2026	15684	1,796.03
CDA	Inyo Register	04/16/2026	15685	166.40
CDA	JIM REYNOLDS	04/16/2026	15686	236.50
CDA	Jones Mayer	04/16/2026	15687	13,645.08
CDA	KIEFER AQUATICS	04/16/2026	15688	6,675.08
CDA	L.N Curtis & Sons	04/16/2026	15689	77.60
CDA	LANDSCAPE SOLUTIONS	04/16/2026	15690	6,289.00
CDA	MISSION LINEN & UNIFORM	04/16/2026	15691	204.44
CDA	MR. K. AUTOMOTIVE SERVICE INC.	04/16/2026	15692	164.90
CDA	QUILL CORP	04/16/2026	15693	379.37
CDA	RAMONS AUTO DETAIL	04/16/2026	15694	450.00
CDA	SOUTHERN CALIFORNIA EDISON	04/16/2026	15695	2,964.43
CDA	The Sierra Reader/ El Sol de la Sierra	04/16/2026	15696	120.00
CDA	WESTERN NEVADA SUPPLY CO.	04/16/2026	15697	2,326.46
CDA	Wood Rodgers Inc	04/16/2026	15698	88,866.65
CDA	711 MATERIALS, INC	04/16/2026	15699	522.46
CDA	Aris Electric	04/16/2026	15700	4,500.00
CDA	AT&T Mobility LLC	04/16/2026	15701	936.78

Journal	Payee or Description	Date	Check Number	Amount
CDA	BISHOP LOCKSMITH	04/16/2026	15702	200.00
CDA	BISHOP VOLUNTEER FIRE	04/16/2026	15703	191.35
CDPT	AMERICAN FIDELITY	04/20/2026	15704	371.52
CDPT	AMERICAN FIDELITY	04/20/2026	15705	2,774.22
CDPT	BPOA	04/20/2026	15706	1,920.00
CDPT	COBEA	04/20/2026	15707	55.50
CDPT	MSA-DENTAL POOL	04/20/2026	15708	6,332.36
CDPT	TEXAS LIFE INSURANCE COMPANY	04/20/2026	15709	551.58
CDPT	THE HARTFORD	04/20/2026	15710	2,059.32
CDPT	U.S Bank PARS Account #: 6746050100	04/20/2026	15711	32,349.13
CDPT	US BANK TRUST WESTERN REGION	04/20/2026	15712	10,818.23
CDPT	US BANK TRUST WESTERN REGION	04/20/2026	15713	1,862.44
CDPT	VISION SERVICE PLAN	04/20/2026	15714	567.50
CDA	ATKINSON, ANDELSON, LOYA, RUUD AND ROMO	04/22/2026	15715	920.45
CDA	CARMICHAEL BUSINESS TECH.	04/22/2026	15716	618.00
CDA	DEPT OF JUSTICE	04/22/2026	15717	1,720.00
CDA	DEPT OF WATER AND POWER	04/22/2026	15718	5,615.99
CDA	Dominic Jahn	04/22/2026	15719	236.50
CDA	Ferguson US Holdings Inc	04/22/2026	15720	22,533.20
CDA	FRONTIER	04/22/2026	15721	187.67
CDA	Haaker Equipment Company	04/22/2026	15722	3,246.47
CDA	HUNT PROPANE, INC.	04/22/2026	15723	736.48
CDA	INYO COUNTY ADMINISTRATION	04/22/2026	15724	12,561.51
CDA	INYO COUNTY BUILDING & SAFETY	04/22/2026	15725	18,750.00
CDA	KAREN SCHWARTZ	04/22/2026	15726	60.61
CDA	LIEBERT CASSIDY WHITMORE	04/22/2026	15727	1,649.00
CDA	MR. K. AUTOMOTIVE SERVICE INC.	04/22/2026	15728	122.46
CDA	Nina Potter	04/22/2026	15729	236.50
CDA	OLIVIA HARTSHORN	04/22/2026	15730	236.50
CDA	OPTIMUM	04/22/2026	15731	312.18
CDA	PARS PHASE II SYSTEMS	04/22/2026	15732	1,000.00
CDA	PERRY MOTORS, INC.	04/22/2026	15733	229.62
CDA	QUADIENT LEASING USA, INC.	04/22/2026	15734	515.31
CDA	RAMONS AUTO DETAIL	04/22/2026	15735	550.00
CDA	SHREDPRO, INC	04/22/2026	15736	76.00
CDA	SOUTHERN CALIFORNIA EDISON	04/22/2026	15737	134.66
CDA	Urine Luck Portables and Septic	04/22/2026	15738	410.00
CDA	VERIZON WIRELESS	04/22/2026	15739	4,733.60
CDA	Willdan Engineering	04/22/2026	15740	6,253.50
CDA	AIRMEDCARE NETWORK	04/29/2026	15741	72.00
CDA	Arkance USA LLC	04/29/2026	15742	1,320.00
CDA	BSK ASSOCIATES	04/29/2026	15743	560.91
CDA	DEPT OF WATER AND POWER	04/29/2026	15744	290.19
CDA	DEPT OF WATER AND POWER	04/29/2026	15745	500.00
CDA	FRONTIER	04/29/2026	15746	826.10
CDA	HUNT PROPANE, INC.	04/29/2026	15747	1,358.63
CDA	L.N Curtis & Sons	04/29/2026	15748	118,602.53
CDA	Mammoth Hospital	04/29/2026	15749	432.20
CDA	MR. K. AUTOMOTIVE SERVICE INC.	04/29/2026	15750	154.76
CDA	MSA-DENTAL POOL	04/29/2026	15751	124.30
CDA	NORTHERN INYO HEALTHCARE DISTRICT	04/29/2026	15752	554.00
CDA	PARS PHASE II SYSTEMS	04/29/2026	15753	662.38
CDA	PERRY MOTORS, INC.	04/29/2026	15754	672.86
CDA	RAMONS AUTO DETAIL	04/29/2026	15755	250.00
CDA	SIERRA SECURITY SYSTEMS	04/29/2026	15756	489.50
CDA	TARGET SPECIALTY PRODUCTS	04/29/2026	15757	303.80
CDA	US Foods, Inc.	04/29/2026	15758	1,686.17
CDA	Valley Health Team, Inc	04/29/2026	15759	192.00

Journal	Payee or Description	Date	Check Number	Amount
CDA	VISION SERVICE PLAN	04/29/2026	15760	15.34
CDPT	AMERICAN FIDELITY	04/30/2026	15787	371.52
CDPT	Franchise Tax Board	04/30/2026	15788	25.00
CDPT	US BANK TRUST WESTERN REGION	04/30/2026	15789	2,189.06
CDP	DIRECT DEPOSIT TOTAL	04/03/2026	92201	131,021.25
CDP	DIRECT DEPOSIT TOTAL	04/17/2026	92202	131,204.58
CDPT	EMPLOYMENT DEV. DEPT.	04/07/2026	40326200	6,996.00
CDPT	GREAT-WEST LIFE & ANNUITY	04/07/2026	40326201	3,856.70
CDPT	IRS	04/07/2026	40326202	22,046.36
CDPT	PERS	04/07/2026	40326203	38,305.68
CDPT	PERS DEFERRED COMP	04/07/2026	40326204	2,030.57
CDPT	CALPERS MEDICAL	04/20/2026	41726200	122,512.00
CDPT	EMPLOYMENT DEV. DEPT.	04/20/2026	41726201	7,027.00
CDPT	GREAT-WEST LIFE & ANNUITY	04/20/2026	41726202	3,856.70
CDPT	IRS	04/20/2026	41726203	22,299.92
CDPT	PERS	04/20/2026	41726204	38,433.45
CDPT	PERS DEFERRED COMP	04/20/2026	41726205	2,030.57
	Grand Totals:			1,233,144.17

Agenda Item: 9.C
Date of Meeting: June 22, 2026
Department: Finance

STAFF REPORT

To:	City Council
From:	Ethan Aukee
Subject:	**2025-26 Fiscal Year End Budget Adjustment Proposal**
Prepared On:	June 16, 2026
Attachments:	2025-26 Fiscal Year End Budget Adjustment Proposal

---

Background/History:
Annually, the City reviews its budget as the end of the fiscal year approaches to ensure that all spending is appropriated and all potential revenues are considered. Additionally, this review focuses on reallocating previously approved spending through the lens of effective use of approved funds in a timely manner that supports department goals and Council priorities.

Analysis/Discussion:
General Fund
General Fund revenue increases by $481,356.50, driven primarily by Transient Occupancy Tax performance exceeding expectations.
General Fund expenditure decreased by $149,022.15, driven primarily total capital outlay or project related outlay not fully actualized. Much of the adjustment within General Fund expenses focuses on accurately adjusting personnel costs and reallocating any balance as needed to support operations.

Sewer Fund
Sewer Fund revenue decreases by $476,394.28, driven primarily by a decrease in expected Intergovernmental Revenue. At the start of the fiscal year, the budget for this revenue segment included potential revenue earned prior to CIPP and BAWA Planning Grant being initiated. The decrease is subject to project/program timing, the City expects to earn the decreased amount of revenue in subsequent fiscal years.
Sewer Fund expenditure decreases by $538,919.42. This decrease primarily corresponds to the intergovernmental revenue decrease, as the spending associated with the intergovernmental revenue is subject to the same project/program timing parameters. The City expects to incur this capital outlay in subsequent fiscal years.

Gas Tax Fund
Gas Tax Fund revenue remains neutral.
Gas Tax Fund expenditure decreases by $4,999.73, driven primarily by a decrease in

operating expenses.

Water Fund
Water Fund revenue increases by $48,664.70, driven primarily by increases to collections and interest earned. Interest earned is higher than expected due to project timing associated with the W. Line St. Water Main Replacement Project.
Water Fund expenditure decreases by $12,560.67, driven primarily by personnel costs totaling less than initially forecasted.

Local Transportation Fund
Local Transportation Fund revenue increases by $62,859.00, driven by RSTP revenue earned.

TUT Measure A Fund
TUT Measure A Fund revenue increases by $106,272.80, driven by revenue earned in the prior year being recognized in the current year. The revenue was not available or measurable at the end of the prior year, therefore, it's being recognized as earned in the current year.
TUT Measure A Fund expenditure remains neutral.

SMHP Fund
SMHP Fund revenue increases by $4,236.00, the adjustment is immaterial and no noteworthy points to highlight.
SMHP Fund expenditure decreases by $3,506.97. Operating expenses are increased to allow for unexpected professional service needs, and capital outlay is decreased based on timing associated with completing a concrete driveway project.

Street & Sidewalk Improvement Fund
Street & Sidewalk Improvement Fund revenue increases by $15,000 due to interest earnings exceeding initial expectations. The variance is due to project timing associated with the S. Warren St. Improvement Project.
Street & Sidewalk Improvement Fund expenditure decreases by $1,419,213.00. The budgeted transfer out is removed as the project timing of the S. Warren St. Improvement Project varied from May-June to early FY 2026-27.

Heavy Equipment Replacement Fund
Heavy Equipment Replacement Fund revenue remains neutral.

Property/Housing Development Fund
Property/Housing Development Fund revenue remains neutral.
Property/Housing Development Fund expenditure increases by $30,036.53. This adjustment increases the expenditure budget to incorporate the remaining cash within the fund. This adjustment is proposed to ensure that all potential expenditure within the fund is approved, as the expense timing is unclear with the City's accrual period approaching.

PLHA Fund
PLHA Fund revenue increases by $1,300.00 due to interest earnings exceeding initial forecasts.

COPS Fund
COPS Fund revenue increases by $29,200.00, due primarily to program revenue exceeding

initial forecasts.
COPS Fund expenditure increases by $17,597.30, due to increased operating expenses and decreased overtime wages.

STIP E. Line St. Bridge Replacement Fund
Revenue and expenditure within this fund remain neutral.

S. Warren St. Improvement Fund
S. Warren St. Improvement Fund revenue and expenditure both decrease by $2,419,213.00. This is due to the project timing associated with the S. Warren St. Improvement Project. The City expects to earn the associated revenue and incur the associated capital outlay in FY 2026-27.

Impacts to Council Goals and Strategic Planning Priorities:
There are no impacts directly associated with the budget adjustment proposal, other than impacts associated with the project timing described earlier in this report.

Budget Impacts:
The budgetary impacts are outlined within the budget adjustment proposal and analysis section of this report.

Legal Review:
Legal review is not required for this item.

Recommended Action:
City Council to review and approve the 2025-26 Fiscal Year End Budget Adjustment Proposal.

Approved By: Ethan Aukee 6/16/2026
Approved By: Robin Picken 6/16/2026
Approved By: Pam Foster 6/16/2026
Approved By:

Account Number	Account Title	Reference Balance	Existing Budget	Variance	Adjusted Budget	Variance
General Fund Revenue						
001-000-31010	Property Taxes Secured	$ 379,894.51	$ 670,000.00	$ 290,105.49	$ 670,000.00	$ -
001-000-31020	Property Taxes Unsecured	$ 55,839.03	$ 50,000.00	$ (5,839.03)	$ 55,839.03	$ 5,839.03
001-000-31030	Property Taxes Prior Yr.	$ 7,106.60	$ 6,000.00	$ (1,106.60)	$ 7,106.60	$ 1,106.60
001-000-31031	Property Taxes Unsecured PY	$ 2,363.91	$ -	$ (2,363.91)	$ 2,363.91	$ 2,363.91
001-000-31050	Property Tax Homeowners	$ 1,300.24	$ 2,600.00	$ 1,299.76	$ 2,600.00	$ -
001-000-31060	Property Tax Misc.	$ -	$ 10,000.00	$ 10,000.00	$ 10,000.00	$ -
001-000-31065	VLF Swap/Property Tax In Lieu	$ 226,417.45	$ 386,000.00	$ 159,582.55	$ 452,000.00	$ 66,000.00
001-000-31066	Vehicle License Fee In Excess	$ 5,893.84	$ 8,000.00	$ 2,106.16	$ 6,000.00	$ (2,000.00)
001-000-31120	Sales Tax	$ 3,232,586.84	$ 5,150,000.00	$ 1,917,413.16	$ 5,150,000.00	$ -
001-000-31126	DWP Water Agreement Payment	$ 249,134.00	$ 249,134.00	$ -	$ 249,134.00	$ -
001-000-31128	Sales Tax 1/2% - Public Safety	$ 7,771.01	$ 15,000.00	$ 7,228.99	$ 10,000.00	$ (5,000.00)
001-000-31130	Transient Occupancy Tax	$ 3,215,085.86	$ 3,550,000.00	$ 334,914.14	$ 3,800,000.00	$ 250,000.00
001-000-31131	TOT Penalties	$ 16,695.52	$ 2,000.00	$ (14,695.52)	$ 16,695.52	$ 14,695.52
001-000-31150	Real Property Transfer	$ 5,465.10	$ 6,000.00	$ 534.90	$ 6,000.00	$ -
001-000-32010	Business Licenses	$ 70,098.30	$ 68,000.00	$ (2,098.30)	$ 68,000.00	$ -
001-000-32015	Short-Term Rentals	$ 4,820.00	$ 6,000.00	$ 1,180.00	$ 4,820.00	$ (1,180.00)
001-000-32030	Parking Permits	$ 8,320.00	$ 7,000.00	$ (1,320.00)	$ 8,320.00	$ 1,320.00
001-000-32040	Use Permits	$ 1,580.46	$ 3,000.00	$ 1,419.54	$ 1,580.46	$ (1,419.54)
001-000-32041	Environmental Application Fee	$ -	$ 500.00	$ 500.00	$ -	$ (500.00)
001-000-32050	Building Permits	$ 176,124.98	$ 145,000.00	$ (31,124.98)	$ 176,124.98	$ 31,124.98
001-000-32051	Planning Fee	$ 1,200.34	$ 3,100.00	$ 1,899.66	$ 1,200.34	$ (1,899.66)
001-000-32080	Electrical Franchise	$ 49,848.55	$ 52,000.00	$ 2,151.45	$ 49,848.55	$ (2,151.45)
001-000-32081	Cell Tower Franchise	$ 41,570.97	$ 45,420.00	$ 3,849.03	$ 45,420.00	$ -
001-000-32082	Cannabis Development Fees	$ 30,000.00	$ 75,000.00	$ 45,000.00	$ 75,000.00	$ -
001-000-32090	TV Franchise	$ 9,341.57	$ 8,400.00	$ (941.57)	$ 9,341.57	$ 941.57
001-000-33010	Interest On Bank Deposits	$ 426,179.08	$ 480,000.00	$ 53,820.92	$ 500,000.00	$ 20,000.00
001-000-33020	Rental Of Real Property	$ 116,035.98	$ 70,000.00	$ (46,035.98)	$ 70,000.00	$ -
001-000-33021	Interest - GASB 87	$ -	$ 42,000.00	$ 42,000.00	$ 42,000.00	$ -
001-000-34040	Reimb. For Highway Sweeping	$ 44,166.60	$ 53,000.00	$ 8,833.40	$ 53,000.00	$ -
001-000-34047	Reimbursement From BUSD	$ 60,000.00	$ 80,000.00	$ 20,000.00	$ 80,000.00	$ -
001-000-34050	Misc. Rev. Capital Replacement	$ 31,331.00	$ 31,331.00	$ -	$ 31,331.00	$ -

Account Number	Account Title	Reference Balance	Existing Budget	Variance	Adjusted Budget	Variance
001-000-34083	Fire Inspection Fees	$ 2,799.78	$ 1,000.00	$ (1,799.78)	$ 1,300.00	$ 300.00
001-000-34094	Local Response Standby	$ -	$ 1,000.00	$ 1,000.00	$ -	$ (1,000.00)
001-000-34095	Strike Team/OES/Cal Fire	$ 185,001.17	$ 110,000.00	$ (75,001.17)	$ 185,001.17	$ 75,001.17
001-000-34120	Peace Officer S&T	$ 2,636.57	$ 7,000.00	$ 4,363.43	$ 7,000.00	$ -
001-000-34121	RAN Reimbursement	$ 7,127.67	$ 28,275.00	$ 21,147.33	$ 28,275.00	$ -
001-000-34122	DVROS - State	$ 7.28	$ -	$ (7.28)	$ 7.28	$ 7.28
001-000-34124	Budget Act 2013/Law Enf.	$ 17.96	$ 17.96	$ -	$ 17.96	$ -
001-000-34125	Parking Citations	$ 11,614.80	$ 15,000.00	$ 3,385.20	$ 14,000.00	$ (1,000.00)
001-000-34126	Tow Fees	$ 3,280.00	$ 3,300.00	$ 20.00	$ 3,300.00	$ -
001-000-34135	Mandated Costs Reimbursement	$ 1,512.00	$ 23,900.00	$ 22,388.00	$ 23,900.00	$ -
001-000-34141	PD Grants	$ 53,223.13	$ 49,629.00	$ (3,594.13)	$ 49,629.00	$ -
001-000-34145	4850/Disability Pay Reimb.	$ 17,701.29	$ 9,415.47	$ (8,285.82)	$ 17,701.29	$ 8,285.82
001-000-35020	Strong Motion Inst. Program	$ 3,501.56	$ 800.00	$ (2,701.56)	$ 3,501.56	$ 2,701.56
001-000-35060	CBSC/Building Permit	$ 641.04	$ 200.00	$ (441.04)	$ 641.04	$ 441.04
001-000-36010	Sale Of City Property	$ 1.00	$ 1.00	$ -	$ 1.00	$ -
001-000-36030	Miscellaneous Revenue	$ 9,979.06	$ 11,100.00	$ 1,120.94	$ 11,100.00	$ -
001-000-36031	Retiree Medical Copay	$ 1,597.20	$ 2,600.00	$ 1,002.80	$ 2,600.00	$ -
001-000-36040	Fingerprinting & Reports	$ 25,148.60	$ 22,500.00	$ (2,648.60)	$ 25,148.60	$ 2,648.60
001-000-36041	Subpoenas	$ 60.00	$ 30.00	$ (30.00)	$ 60.00	$ 30.00
001-000-36042	AB109/Realignment	$ 31,943.52	$ 103,900.00	$ 71,956.48	$ 103,900.00	$ -
001-000-36074	Summer Program Tuition	$ 50,960.00	$ 41,000.00	$ (9,960.00)	$ 50,960.00	$ 9,960.00
001-000-36078	After School Program	$ 72,685.00	$ 80,000.00	$ 7,315.00	$ 75,000.00	$ (5,000.00)
001-000-37010	Special Event Insurance	$ 3,065.00	$ 1,850.00	$ (1,215.00)	$ 3,065.00	$ 1,215.00
001-000-39250	Softball	$ 20,000.00	$ 17,000.00	$ (3,000.00)	$ 20,000.00	$ 3,000.00
001-000-39251	Soccer	$ 4,800.00	$ 4,800.00	$ -	$ 4,800.00	$ -
001-000-39255	Volleyball	$ 1,800.00	$ 1,700.00	$ (100.00)	$ 1,800.00	$ 100.00
001-000-39270	Aerobic, Dance, Zumba	$ -	$ 600.00	$ 600.00	$ 600.00	$ -
001-000-39275	Facility Rental Fee	$ 3,133.07	$ 2,000.00	$ (1,133.07)	$ 3,133.07	$ 1,133.07
001-000-39280	Youth Program	$ 1,200.00	$ 500.00	$ (700.00)	$ 1,200.00	$ 700.00
001-000-39281	Gymnastics	$ 20,380.00	$ 28,000.00	$ 7,620.00	$ 22,000.00	$ (6,000.00)
001-000-39290	Pool - Public Swim	$ 25,241.00	$ 26,000.00	$ 759.00	$ 26,000.00	$ -
001-000-39291	Pool - Rentals	$ 21,390.00	$ 11,010.00	$ (10,380.00)	$ 21,390.00	$ 10,380.00
001-000-39292	Pool - Swim Lessons	$ 20,060.00	$ 21,000.00	$ 940.00	$ 21,000.00	$ -
001-000-39293	Pool - Concessions	$ 3,068.75	$ 3,580.00	$ 511.25	$ 3,580.00	$ -

Account Number	Account Title	Reference Balance	Existing Budget	Variance	Adjusted Budget	Variance
001-000-39294	Pool - Water Fitness	$ 2,712.00	$ 8,000.00	$ 5,288.00	$ 4,000.00	$ (4,000.00)
001-000-39999	Revenue -Transfers In	$ 700,000.00	$ 700,000.00	$ -	$ 700,000.00	$ -
001-000-40008	Urban Greening Grant	$ -	$ 108,000.00	$ 108,000.00	$ 111,212.00	$ 3,212.00
		$ 9,784,460.19	$ 12,719,193.43	$ 2,934,733.24	$ 13,200,549.93	$ 481,356.50

City Council Expenditure

Account Number	Account Title	Reference Balance	Existing Budget	Variance	Adjusted Budget	Variance
001-010-51001	Full Time Salaries	$ 29,736.71	$ 33,500.00	$ 3,763.29	$ 33,500.00	$ -
001-010-51006	Vision Insurance	$ 490.92	$ 600.00	$ 109.08	$ 490.92	$ (109.08)
001-010-51007	Health Insurance	$ 110,192.40	$ 117,785.00	$ 7,592.60	$ 110,192.40	$ (7,592.60)
001-010-51008	Dental Insurance	$ 5,330.64	$ 5,582.00	$ 251.36	$ 5,330.64	$ (251.36)
001-010-51011	Medicare Tax	$ 267.56	$ 490.00	$ 222.44	$ 490.00	$ -
001-010-51017	PARS-ARS	$ 396.00	$ 440.00	$ 44.00	$ 440.00	$ -
001-010-51025	Retiree Health Insurance	$ 12,502.00	$ 20,000.00	$ 7,498.00	$ 14,600.00	$ (5,400.00)
001-010-51043	Disability Insurance	$ 633.00	$ 660.00	$ 27.00	$ 700.00	$ 40.00
001-010-52011	Advertising & Printing	$ 956.47	$ 1,000.00	$ 43.53	$ 1,200.00	$ 200.00
001-010-52012	Office Supplies & Postage	$ 117.92	$ 400.00	$ 282.08	$ 500.00	$ 100.00
001-010-52013	Communications	$ 1,464.61	$ 1,700.00	$ 235.39	$ 1,800.00	$ 100.00
001-010-52014	Meetings & Travel	$ 13,879.81	$ 15,000.00	$ 1,120.19	$ 15,000.00	$ -
001-010-52015	Professional Services	$ 3,660.30	$ 7,000.00	$ 3,339.70	$ 7,000.00	$ -
001-010-52016	Insurance	$ 392.50	$ 750.00	$ 357.50	$ 750.00	$ -
001-010-52018	Special Department Supplies	$ 7,573.89	$ 11,000.00	$ 3,426.11	$ 11,000.00	$ -
001-010-52019	Misc. Dues & Subscriptions	$ 3,745.00	$ 3,800.00	$ 55.00	$ 4,200.00	$ 400.00
001-010-52030	ESCOG	$ 25,000.00	$ 25,000.00	$ -	$ 25,000.00	$ -
001-010-52045	IT	$ 11,095.64	$ 23,000.00	$ 11,904.36	$ 23,000.00	$ -
001-010-55100	City Cost Plan	$ (37,749.00)	$ (37,749.00)	$ -	$ (37,749.00)	$ -
		$ 189,686.37	$ 229,958.00	$ 40,271.63	$ 217,444.96	$ (12,513.04)

Administration
Expenditure

Account Number	Account Title	Reference Balance	Existing Budget	Variance	Adjusted Budget	Variance
001-011-51001	Full Time Salaries	$ 427,299.41	$ 447,126.39	$ 19,826.98	$ 470,000.00	$ 22,873.61
001-011-51002	Part Time Salaries	$ 20,588.32	$ 43,400.00	$ 22,811.68	$ 30,000.00	$ (13,400.00)
001-011-51004	Overtime Wages	$ 364.49	$ 600.00	$ 235.51	$ 600.00	$ -
001-011-51006	Vision Insurance	$ 574.46	$ 659.00	$ 84.54	$ 574.46	$ (84.54)
001-011-51007	Health Insurance	$ 28,998.00	$ 29,847.84	$ 849.84	$ 28,998.00	$ (849.84)
001-011-51008	Dental Insurance	$ 6,369.34	$ 6,600.00	$ 230.66	$ 6,369.34	$ (230.66)
001-011-51010	Worker's Compensation	$ 7,846.42	$ 7,846.42	$ -	$ 7,846.42	$ -
001-011-51011	Medicare Tax	$ 6,620.70	$ 7,300.00	$ 679.30	$ 7,300.00	$ -
001-011-51013	Holiday Payout	$ 10,173.69	$ 10,173.69	$ -	$ 10,173.69	$ -
001-011-51016	Car Allowance	$ 4,050.00	$ 5,000.00	$ 950.00	$ 4,750.00	$ (250.00)
001-011-51017	PARS-ARS	$ 267.65	$ 590.00	$ 322.35	$ 590.00	$ -
001-011-51022	PARS System	$ 8,814.96	$ 12,000.00	$ 3,185.04	$ 8,814.96	$ (3,185.04)
001-011-51024	Deferred Compensation	$ 11,434.13	$ 13,520.00	$ 2,085.87	$ 13,520.00	$ -
001-011-51025	Retiree Health Insurance	$ 50,823.39	$ 60,030.00	$ 9,206.61	$ 57,000.00	$ (3,030.00)
001-011-51027	PERS EE/ER	$ 48,657.09	$ 57,000.00	$ 8,342.91	$ 57,000.00	$ -

Account Number	Account Title	Reference Balance	Existing Budget	Variance	Adjusted Budget	Variance
001-011-51029	PERS LS UAL	$ 199,338.28	$ 199,338.28	$ -	$ 199,338.28	$ -
001-011-51042	Unemployment Insurance	$ -	$ 1,500.00	$ 1,500.00	$ 1,500.00	$ -
001-011-51043	Disability & Life Insurance	$ 2,126.45	$ 2,200.00	$ 73.55	$ 2,200.00	$ -
001-011-51046	OPEB	$ 42,481.93	$ 48,150.00	$ 5,668.07	$ 48,150.00	$ -
001-011-52008	Administration Fees	$ 18,814.66	$ 26,000.00	$ 7,185.34	$ 26,000.00	$ -
001-011-52009	Training	$ 1,781.79	$ 4,000.00	$ 2,218.21	$ 4,000.00	$ -
001-011-52011	Advertising & Printing	$ 654.38	$ 1,000.00	$ 345.62	$ 1,000.00	$ -
001-011-52012	Office Supplies & Postage	$ 20,913.27	$ 22,000.00	$ 1,086.73	$ 25,000.00	$ 3,000.00
001-011-52013	Communications	$ 2,275.46	$ 2,900.00	$ 624.54	$ 2,900.00	$ -
001-011-52014	Meetings & Travel	$ 9,585.86	$ 10,500.00	$ 914.14	$ 10,500.00	$ -
001-011-52015	Professional Services	$ 146,953.57	$ 240,700.00	$ 93,746.43	$ 240,700.00	$ -
001-011-52018	Special Department Supplies	$ 7,337.64	$ 8,400.00	$ 1,062.36	$ 9,000.00	$ 600.00
001-011-52019	Misc. Dues & Subscriptions	$ 1,810.34	$ 2,000.00	$ 189.66	$ 2,300.00	$ 300.00
001-011-52045	IT	$ 17,355.30	$ 18,000.00	$ 644.70	$ 20,000.00	$ 2,000.00
001-011-52126	Senior W/S Program Discount	$ -	$ 8,500.00	$ 8,500.00	$ 8,500.00	$ -
001-011-53020	Vehicle Operation	$ 543.32	$ 777.88	$ 234.56	$ 800.00	$ 22.12
001-011-55099	Contingency	$ 33,000.00	$ 33,000.00	$ -	$ 33,000.00	$ -
001-011-55100	City Cost Plan	$ (165,532.00)	$ (165,532.00)	$ -	$ (165,532.00)	$ -
		$ 972,322.30	$ 1,165,127.50	$ 192,805.20	$ 1,172,893.15	$ 7,765.65

Finance Expenditure

Account Number	Account Title	Reference Balance	Existing Budget	Variance	Adjusted Budget	Variance
001-012-51001	Full Time Salaries	$ 143,597.48	$ 160,000.00	$ 16,402.52	$ 162,000.00	$ 2,000.00
001-012-51004	Overtime Wages	$ 364.46	$ 500.00	$ 135.54	$ 500.00	$ -
001-012-51006	Vision Insurance	$ 257.76	$ 283.00	$ 25.24	$ 257.76	$ (25.24)
001-012-51007	Health Insurance	$ 33,927.66	$ 34,920.85	$ 993.19	$ 33,927.66	$ (993.19)
001-012-51008	Dental Insurance	$ 2,994.12	$ 3,000.00	$ 5.88	$ 2,994.12	$ (5.88)
001-012-51010	Worker's Compensation	$ 3,321.65	$ 3,321.65	$ -	$ 3,321.65	$ -
001-012-51011	Medicare Tax	$ 2,032.50	$ 2,410.00	$ 377.50	$ 2,410.00	$ -
001-012-51025	Retiree Health Insurance	$ 6,152.13	$ 7,314.00	$ 1,161.87	$ 6,800.00	$ (514.00)
001-012-51027	PERS EE/ER	$ 11,740.12	$ 13,100.00	$ 1,359.88	$ 13,100.00	$ -
001-012-51029	PERS LS UAL	$ 290.84	$ 290.84	$ -	$ 290.84	$ -
001-012-51043	Disability & Life Insurance	$ 829.31	$ 835.75	$ 6.44	$ 829.31	$ (6.44)
001-012-51046	OPEB	$ 14,704.19	$ 16,400.00	$ 1,695.81	$ 17,000.00	$ 600.00
001-012-52007	Bank Fees	$ 20,128.41	$ 26,200.00	$ 6,071.59	$ 27,000.00	$ 800.00
001-012-52011	Advertising & Printing	$ -	$ 200.00	$ 200.00	$ -	$ (200.00)
001-012-52012	Office Supplies & Postage	$ 4,961.33	$ 5,000.00	$ 38.67	$ 5,600.00	$ 600.00
001-012-52014	Meetings & Travel	$ -	$ 1,000.00	$ 1,000.00	$ -	$ (1,000.00)
001-012-52015	Professional Services	$ 62,338.49	$ 64,000.00	$ 1,661.51	$ 65,500.00	$ 1,500.00
001-012-52018	Special Department Supplies	$ 4,016.59	$ 4,000.00	$ (16.59)	$ 4,500.00	$ 500.00
001-012-52019	Misc. Dues & Subscriptions	$ 248.93	$ 500.00	$ 251.07	$ 500.00	$ -
001-012-52045	IT	$ 28,819.45	$ 31,000.00	$ 2,180.55	$ 31,000.00	$ -
001-012-55100	City Cost Plan	$ (50,167.00)	$ (50,167.00)	$ -	$ (50,167.00)	$ -
		$ 290,558.42	$ 324,109.09	$ 33,550.67	$ 327,364.34	$ 3,255.25

Treasurer Expenditure

Account Number	Account Title	Reference Balance	Existing Budget	Variance	Adjusted Budget	Variance
001-013-51001	Full Time Salaries	$ 1,345.04	$ 1,900.00	$ 554.96	$ 1,900.00	$ -
001-013-51011	Medicare Tax	$ 19.43	$ 28.00	$ 8.57	$ 28.00	$ -
001-013-51017	PARS-ARS	$ 18.00	$ 25.00	$ 7.00	$ 25.00	$ -
001-013-52045	IT	$ -	$ 30.00	$ 30.00	$ 30.00	$ -
		$ 1,382.47	$ 1,983.00	$ 600.53	$ 1,983.00	$ -

Legal Expenditure

Account Number	Account Title	Reference Balance	Existing Budget	Variance	Adjusted Budget	Variance
001-014-52015	Professional Services	$ 140,525.07	$ 180,000.00	$ 39,474.93	$ 180,000.00	$ -
001-014-55040	Litigation Services	$ 19,688.35	$ 20,000.00	$ 311.65	$ 20,000.00	$ -
001-014-55100	City Cost Plan	$ (24,252.00)	$ (24,252.00)	$ -	$ (24,252.00)	$ -
		$ 135,961.42	$ 175,748.00	$ 39,786.58	$ 175,748.00	$ -

Insurance Expenditure

Account Number	Account Title	Reference Balance	Existing Budget	Variance	Adjusted Budget	Variance
001-015-52016	Insurance	$ 416,833.00	$ 427,300.00	$ 10,467.00	$ 422,300.00	$ (5,000.00)
001-015-55100	City Cost Plan	$ (59,216.00)	$ (59,216.00)	$ -	$ (59,216.00)	$ -
		$ 357,617.00	$ 368,084.00	$ 10,467.00	$ 363,084.00	$ (5,000.00)

Buildings & Grounds Expenditure

Account Number	Account Title	Reference Balance	Existing Budget	Variance	Adjusted Budget	Variance
001-016-51002	Part Time Salaries	$ 64,009.49	$ 69,290.00	$ 5,280.51	$ 71,000.00	$ 1,710.00
001-016-51011	Medicare Tax	$ 928.19	$ 1,006.00	$ 77.81	$ 1,030.00	$ 24.00
001-016-51017	PARS-ARS	$ 832.21	$ 901.00	$ 68.79	$ 940.00	$ 39.00
001-016-51029	PERS LS UAL	$ 1,191.94	$ 1,191.94	$ -	$ 1,191.94	$ -
001-016-52010	Utilities	$ 47,095.67	$ 60,000.00	$ 12,904.33	$ 58,000.00	$ (2,000.00)
001-016-52011	Advertising & Printing	$ -	$ 200.00	$ 200.00	$ 200.00	$ -
001-016-52013	Communications	$ 5,828.65	$ 5,800.00	$ (28.65)	$ 7,000.00	$ 1,200.00
001-016-52015	Professional Services	$ 9,937.43	$ 10,000.00	$ 62.57	$ 12,000.00	$ 2,000.00
001-016-52017	Waste Fees	$ 2,392.85	$ 4,200.00	$ 1,807.15	$ 3,000.00	$ (1,200.00)
001-016-52018	Special Department Supplies	$ 4,347.34	$ 7,000.00	$ 2,652.66	$ 6,000.00	$ (1,000.00)
001-016-52045	IT	$ 1,473.53	$ 2,400.00	$ 926.47	$ 2,200.00	$ (200.00)
001-016-53020	Vehicle Operation	$ 1,860.38	$ 4,000.00	$ 2,139.62	$ 3,000.00	$ (1,000.00)
001-016-54023	Building Operation	$ 9,648.17	$ 10,000.00	$ 351.83	$ 13,000.00	$ 3,000.00
001-016-56029	Capital Equipment Replacement	$ 11,538.22	$ 23,600.00	$ 12,061.78	$ 23,600.00	$ -
001-016-57000	Lease Principal	$ 6,285.00	$ 7,548.00	$ 1,263.00	$ 7,548.00	$ -
		$ 167,369.07	$ 207,136.94	$ 39,767.87	$ 209,709.94	$ 2,573.00

IT Expenditure

Account Number	Account Title	Reference Balance	Existing Budget	Variance	Adjusted Budget	Variance
001-017-52015	Professional Services	$ 66,793.76	$ 69,640.00	$ 2,846.24	$ 69,640.00	$ -
001-017-55100	City Cost Plan	$ (9,651.00)	$ (9,651.00)	$ -	$ (9,651.00)	$ -
		$ 57,142.76	$ 59,989.00	$ 2,846.24	$ 59,989.00	$ -

Community Promotions
Expenditure

Account Number	Account Title	Reference Balance	Existing Budget	Variance	Adjusted Budget	Variance
001-019-52130	Economic Development	$ 67,500.00	$ 110,000.00	$ 42,500.00	$ 110,000.00	$ -
001-019-52131	Community Support	$ 62,866.23	$ 116,253.00	$ 53,386.77	$ 116,253.00	$ -
		$ 130,366.23	$ 226,253.00	$ 95,886.77	$ 226,253.00	$ -

Police Department
Expenditure

Account Number	Account Title	Reference Balance	Existing Budget	Variance	Adjusted Budget	Variance
001-020-51001	Full Time Salaries	$ 1,769,366.96	$ 2,015,963.12	$ 246,596.16	$ 1,990,963.12	$ (25,000.00)
001-020-51002	Part Time Salaries	$ 4,835.53	$ 45,200.00	$ 40,364.47	$ 10,000.00	$ (35,200.00)
001-020-51003	Part Time Reserves	$ 88.00	$ 5,000.00	$ 4,912.00	$ 2,500.00	$ (2,500.00)
001-020-51004	Overtime Wages	$ 191,168.18	$ 162,000.00	$ (29,168.18)	$ 162,000.00	$ -
001-020-51005	Watch Command Salaries	$ 2,226.48	$ 3,792.50	$ 1,566.02	$ 3,792.50	$ -
001-020-51006	Vision Insurance	$ 2,935.58	$ 3,284.00	$ 348.42	$ 2,935.58	$ (348.42)
001-020-51007	Health Insurance	$ 559,374.09	$ 549,500.00	$ (9,874.09)	$ 559,374.09	$ 9,874.09
001-020-51008	Dental Insurance	$ 31,338.24	$ 32,700.00	$ 1,361.76	$ 31,338.24	$ (1,361.76)
001-020-51010	Worker's Compensation	$ 168,854.78	$ 168,854.78	$ -	$ 168,854.78	$ -
001-020-51011	Medicare Tax	$ 28,348.03	$ 32,536.73	$ 4,188.70	$ 32,536.73	$ -
001-020-51013	Holiday Payout	$ 11,957.12	$ 11,957.12	$ -	$ 11,957.12	$ -
001-020-51014	Field Training	$ 1,400.00	$ 2,400.00	$ 1,000.00	$ 2,400.00	$ -
001-020-51015	Shift Differential Pay	$ 31,185.47	$ 34,800.00	$ 3,614.53	$ 34,800.00	$ -
001-020-51017	PARS-ARS	$ 173.96	$ 677.70	$ 503.74	$ 300.00	$ (377.70)
001-020-51024	Deferred Compensation	$ 5,154.75	$ 7,558.40	$ 2,403.65	$ 6,700.00	$ (858.40)
001-020-51025	Retiree Health Insurance	$ 367,124.59	$ 415,000.00	$ 47,875.41	$ 406,000.00	$ (9,000.00)
001-020-51027	PERS EE/ER	$ 399,074.03	$ 460,000.00	$ 60,925.97	$ 455,000.00	$ (5,000.00)
001-020-51029	PERS LS UAL	$ 785,273.34	$ 785,273.34	$ -	$ 785,273.34	$ -
001-020-51043	Disability & Life Insurance	$ 11,256.96	$ 12,000.00	$ 743.04	$ 12,000.00	$ -
001-020-51046	OPEB	$ 176,196.96	$ 202,000.00	$ 25,803.04	$ 202,000.00	$ -
001-020-52006	Recruitment	$ 7,000.00	$ 7,000.00	$ -	$ 7,000.00	$ -
001-020-52009	Training	$ 16,975.74	$ 20,000.00	$ 3,024.26	$ 20,000.00	$ -
001-020-52010	Utilities	$ 12,474.89	$ 19,000.00	$ 6,525.11	$ 19,000.00	$ -
001-020-52011	Outreach	$ 7,000.00	$ 7,000.00	$ -	$ 7,000.00	$ -
001-020-52012	Office Supplies & Postage	$ 1,293.76	$ 3,000.00	$ 1,706.24	$ 2,500.00	$ (500.00)

Account Number	Account Title	Reference Balance	Existing Budget	Variance	Adjusted Budget	Variance
001-020-52013	Communications	$ 42,565.83	$ 42,400.00	$ (165.83)	$ 44,900.00	$ 2,500.00
001-020-52014	Meetings & Travel	$ 25,334.47	$ 20,000.00	$ (5,334.47)	$ 27,000.00	$ 7,000.00
001-020-52015	Professional Services	$ 18,675.65	$ 18,000.00	$ (675.65)	$ 20,000.00	$ 2,000.00
001-020-52017	Waste Fees	$ -	$ 350.00	$ 350.00	$ 350.00	$ -
001-020-52018	Special Department Supplies	$ 29,116.40	$ 29,000.00	$ (116.40)	$ 34,000.00	$ 5,000.00
001-020-52019	Misc. Dues & Subscriptions	$ 4,031.89	$ 3,800.00	$ (231.89)	$ 5,000.00	$ 1,200.00
001-020-52021	Fingerprint Fees	$ 12,323.00	$ 13,000.00	$ 677.00	$ 14,500.00	$ 1,500.00
001-020-52024	Property Taxes	$ -	$ 20.00	$ 20.00	$ 20.00	$ -
001-020-52045	IT	$ 30,088.29	$ 29,000.00	$ (1,088.29)	$ 34,000.00	$ 5,000.00
001-020-53020	Vehicle Operation	$ 44,950.00	$ 45,000.00	$ 50.00	$ 48,000.00	$ 3,000.00
001-020-54023	Building Operation	$ 4,655.81	$ 6,000.00	$ 1,344.19	$ 6,000.00	$ -
001-020-54024	AB 109/Realignment Expense	$ 31,498.14	$ 103,900.00	$ 72,401.86	$ 103,900.00	$ -
001-020-54025	Ran Reimbursement	$ 18,307.14	$ 28,275.00	$ 9,967.86	$ 28,275.00	$ -
001-020-56028	Capital Equipment	$ 114,649.42	$ 120,000.00	$ 5,350.58	$ 120,000.00	$ -
001-020-56030	Loan Payment	$ 22,144.29	$ 23,000.00	$ 855.71	$ 23,000.00	$ -
001-020-57000	Lease Principal	$ 26,459.80	$ 31,800.00	$ 5,340.20	$ 31,800.00	$ -
		$ 5,016,877.57	$ 5,520,042.69	$ 503,165.12	$ 5,476,970.50	$ (43,072.19)

Fire Department
Expenditure

Account Number	Account Title	Reference Balance	Existing Budget	Variance	Adjusted Budget	Variance
001-021-51001	Full Time Salaries	$ 153,362.27	$ 175,000.00	$ 21,637.73	$ 175,000.00	$ -
001-021-51002	Part Time Salaries	$ 3,105.12	$ 9,342.50	$ 6,237.38	$ 6,000.00	$ (3,342.50)
001-021-51003	Strike Team Pay	$ 85,667.03	$ 100,000.00	$ 14,332.97	$ 100,000.00	$ -
001-021-51004	Overtime Wages	$ 6,186.68	$ 7,000.00	$ 813.32	$ 7,000.00	$ -
001-021-51006	Vision Insurance	$ 259.94	$ 344.00	$ 84.06	$ 259.94	$ (84.06)
001-021-51007	Health Insurance	$ 50,335.79	$ 56,000.00	$ 5,664.21	$ 50,335.79	$ (5,664.21)
001-021-51008	Dental Insurance	$ 2,868.28	$ 3,658.00	$ 789.72	$ 2,868.28	$ (789.72)
001-021-51009	City Fire Callouts	$ 31,213.79	$ 45,398.00	$ 14,184.21	$ 45,398.00	$ -
001-021-51010	Worker's Compensation	$ 14,489.71	$ 14,489.71	$ -	$ 14,489.71	$ -
001-021-51011	Medicare Tax	$ 4,186.14	$ 5,171.14	$ 985.00	$ 5,171.14	$ -
001-021-51017	PARS-ARS	$ 1,152.00	$ 2,151.12	$ 999.12	$ 2,151.12	$ -
001-021-51018	Duty Time	$ 5,144.06	$ 3,400.00	$ (1,744.06)	$ 7,000.00	$ 3,600.00
001-021-51024	Deferred Compensation	$ 39.79	$ 1,000.00	$ 960.21	$ 200.00	$ (800.00)
001-021-51025	Retiree Health Insurance	$ 10,934.54	$ 12,000.00	$ 1,065.46	$ 12,000.00	$ -
001-021-51027	PERS EE/ER	$ 22,528.27	$ 26,000.00	$ 3,471.73	$ 26,000.00	$ -
001-021-51029	PERS LS UAL	$ 6,302.62	$ 6,302.62	$ -	$ 6,302.62	$ -
001-021-51041	Fireman's Life Insurance	$ 4,096.04	$ 4,600.00	$ 503.96	$ 5,200.00	$ 600.00
001-021-51042	Unemployment Insurance	$ -	$ 500.00	$ 500.00	$ 500.00	$ -
001-021-51043	Disability & Life Insurance	$ 909.16	$ 1,150.00	$ 240.84	$ 1,150.00	$ -
001-021-51046	OPEB	$ 14,414.71	$ 17,400.00	$ 2,985.29	$ 17,400.00	$ -

Account Number	Account Title	Reference Balance	Existing Budget	Variance	Adjusted Budget	Variance
001-021-52006	Recruitment	$ -	$ 1,500.00	$ 1,500.00	$ -	$ (1,500.00)
001-021-52009	Training	$ 12,688.94	$ 15,000.00	$ 2,311.06	$ 15,000.00	$ -
001-021-52010	Utilities	$ 15,668.62	$ 16,000.00	$ 331.38	$ 19,500.00	$ 3,500.00
001-021-52011	Advertising & Printing	$ 41.60	$ 1,200.00	$ 1,158.40	$ 500.00	$ (700.00)
001-021-52012	Office Supplies & Postage	$ 97.52	$ 600.00	$ 502.48	$ 600.00	$ -
001-021-52013	Communications	$ 10,760.91	$ 12,000.00	$ 1,239.09	$ 13,000.00	$ 1,000.00
001-021-52014	Meetings & Travel	$ 6,196.36	$ 7,000.00	$ 803.64	$ 7,000.00	$ -
001-021-52015	Professional Services	$ 26,648.53	$ 42,500.00	$ 15,851.47	$ 42,500.00	$ -
001-021-52017	Waste Fees	$ 1,987.69	$ 2,500.00	$ 512.31	$ 2,500.00	$ -
001-021-52018	Special Department Supplies	$ 67,622.43	$ 88,175.00	$ 20,552.57	$ 88,175.00	$ -
001-021-52019	Misc. Dues & Subscriptions	$ 355.93	$ 1,500.00	$ 1,144.07	$ 1,500.00	$ -
001-021-52045	IT	$ 4,869.70	$ 8,000.00	$ 3,130.30	$ 8,000.00	$ -
001-021-53020	Vehicle Operation	$ 22,674.78	$ 30,000.00	$ 7,325.22	$ 30,000.00	$ -
001-021-53022	Office Equipment Operation	$ 363.73	$ 1,000.00	$ 636.27	$ 1,000.00	$ -
001-021-54023	Building Operation	$ 582.02	$ 2,500.00	$ 1,917.98	$ 2,500.00	$ -
001-021-55024	Rentals	$ 1,734.35	$ 2,000.00	$ 265.65	$ 2,000.00	$ -
001-021-55101	Refunds	$ -	$ 200.00	$ 200.00	$ 200.00	$ -
001-021-56028	Capital Equipment	$ 385,551.27	$ 385,552.00	$ 0.73	$ 385,552.00	$ -
		$ 975,040.32	$ 1,108,134.09	$ 133,093.77	$ 1,103,953.60	$ (4,180.49)

Building Expenditure

Account Number	Account Title	Reference Balance	Existing Budget	Variance	Adjusted Budget	Variance
001-022-51001	Full Time Salaries	$ 29,162.35	$ 40,000.00	$ 10,837.65	$ 36,000.00	$ (4,000.00)
001-022-51006	Vision Insurance	$ 43.09	$ 60.00	$ 16.91	$ 43.09	$ (16.91)
001-022-51007	Health Insurance	$ 465.74	$ 500.00	$ 34.26	$ 465.74	$ (34.26)
001-022-51008	Dental Insurance	$ 438.81	$ 550.00	$ 111.19	$ 438.81	$ (111.19)
001-022-51010	Worker's Compensation	$ 983.42	$ 983.42	$ -	$ 983.42	$ -
001-022-51011	Medicare Tax	$ 422.62	$ 600.00	$ 177.38	$ 600.00	$ -
001-022-51022	PARS System	$ 53.63	$ 53.63	$ -	$ 53.63	$ -
001-022-51024	Deferred Compensation	$ 1,392.83	$ 1,820.00	$ 427.17	$ 1,820.00	$ -
001-022-51025	Retiree Health Insurance	$ 12,304.26	$ 14,000.00	$ 1,695.74	$ 14,000.00	$ -
001-022-51027	PERS EE/ER	$ 2,227.73	$ 3,500.00	$ 1,272.27	$ 3,000.00	$ (500.00)
001-022-51043	Disability & Life Insurance	$ 136.26	$ 160.00	$ 23.74	$ 160.00	$ -
001-022-51046	OPEB	$ 2,770.27	$ 3,700.00	$ 929.73	$ 3,400.00	$ (300.00)
001-022-52012	Office Supplies & Postage	$ 252.34	$ 500.00	$ 247.66	$ 500.00	$ -
001-022-52013	Communications	$ 437.55	$ 600.00	$ 162.45	$ 600.00	$ -
001-022-52014	Meetings & Travel	$ -	$ 5,000.00	$ 5,000.00	$ -	$ (5,000.00)
001-022-52015	Professional Services	$ 70,704.66	$ 105,000.00	$ 34,295.34	$ 105,000.00	$ -
001-022-52018	Special Department Supplies	$ 2,522.95	$ 13,500.00	$ 10,977.05	$ 5,000.00	$ (8,500.00)
001-022-52019	Misc. Dues & Subscriptions	$ 7,580.13	$ 16,260.00	$ 8,679.87	$ 16,260.00	$ -
001-022-52045	IT	$ 216.80	$ 900.00	$ 683.20	$ 900.00	$ -
001-022-53020	Vehicle Operation	$ -	$ 500.00	$ 500.00	$ 500.00	$ -
		$ 132,115.44	$ 208,187.05	$ 76,071.61	$ 189,724.69	$ (18,462.36)

Streets Maintenance
Expenditure

Account Number	Account Title	Reference Balance	Existing Budget	Variance	Adjusted Budget	Variance
001-023-51001	Full Time Salaries	$ 177,863.22	$ 205,105.37	$ 27,242.15	$ 205,105.37	$ -
001-023-51002	Part Time Salaries	$ 1,902.65	$ 5,000.00	$ 3,097.35	$ 3,000.00	$ (2,000.00)
001-023-51004	Overtime Wages	$ 3,455.71	$ 4,600.00	$ 1,144.29	$ 4,600.00	$ -
001-023-51006	Vision Insurance	$ 309.82	$ 366.00	$ 56.18	$ 309.82	$ (56.18)
001-023-51007	Health Insurance	$ 48,983.89	$ 53,000.00	$ 4,016.11	$ 48,983.89	$ (4,016.11)
001-023-51008	Dental Insurance	$ 3,620.85	$ 3,844.00	$ 223.15	$ 3,620.85	$ (223.15)
001-023-51010	Worker's Compensation	$ 4,582.31	$ 4,582.31	$ -	$ 4,582.31	$ -
001-023-51011	Medicare Tax	$ 2,654.84	$ 3,310.58	$ 655.74	$ 3,310.58	$ -
001-023-51017	PARS-ARS	$ 71.02	$ 102.00	$ 30.98	$ 102.00	$ -
001-023-51018	Duty Time	$ 5,395.47	$ 6,000.00	$ 604.53	$ 6,500.00	$ 500.00
001-023-51022	PARS System	$ 16,567.30	$ 19,000.00	$ 2,432.70	$ 19,000.00	$ -
001-023-51024	Deferred Compensation	$ 4,616.22	$ 5,500.00	$ 883.78	$ 5,500.00	$ -
001-023-51025	Retiree Health Insurance	$ 41,564.34	$ 47,800.00	$ 6,235.66	$ 46,000.00	$ (1,800.00)
001-023-51027	PERS EE/ER	$ 24,132.36	$ 27,900.00	$ 3,767.64	$ 27,500.00	$ (400.00)
001-023-51029	PERS LS UAL	$ 6,206.69	$ 6,206.69	$ -	$ -	$ (6,206.69)
001-023-51043	Disability & Life Insurance	$ 1,086.68	$ 1,145.00	$ 58.32	$ 1,145.00	$ -
001-023-51046	OPEB	$ 17,644.74	$ 20,000.00	$ 2,355.26	$ 20,000.00	$ -

Account Number	Account Title	Reference Balance	Existing Budget	Variance	Adjusted Budget	Variance
001-023-52010	Utilities	$ 56,418.09	$ 65,000.00	$ 8,581.91	$ 63,000.00	$ (2,000.00)
001-023-52012	Office Supplies & Postage	$ 174.97	$ 1,200.00	$ 1,025.03	$ 1,200.00	$ -
001-023-52013	Communications	$ 1,831.31	$ 2,000.00	$ 168.69	$ 2,300.00	$ 300.00
001-023-52014	Meetings & Travel	$ 541.48	$ 3,000.00	$ 2,458.52	$ 3,000.00	$ -
001-023-52015	Professional Services	$ 923.62	$ 5,400.00	$ 4,476.38	$ 5,400.00	$ -
001-023-52017	Waste Fees	$ 3,673.76	$ 4,500.00	$ 826.24	$ 4,500.00	$ -
001-023-52018	Special Department Supplies	$ 19,566.74	$ 53,500.00	$ 33,933.26	$ 42,000.00	$ (11,500.00)
001-023-52019	Misc. Dues & Subscriptions	$ 902.35	$ 1,900.00	$ 997.65	$ 1,900.00	$ -
001-023-52024	Property Taxes	$ -	$ 300.00	$ 300.00	$ -	$ (300.00)
001-023-52045	IT	$ 1,728.21	$ 5,200.00	$ 3,471.79	$ 3,500.00	$ (1,700.00)
001-023-53020	Vehicle Operation	$ 16,930.95	$ 23,000.00	$ 6,069.05	$ 23,000.00	$ -
001-023-55024	Lease Profit And Loss	$ 74,298.45	$ 68,000.00	$ (6,298.45)	$ 75,000.00	$ 7,000.00
001-023-56028	Capital Equipment	$ 33,845.03	$ 34,254.74	$ 409.71	$ 33,845.03	$ (409.71)
001-023-56031	Capital Improvement Program	$ 350,000.00	$ 350,000.00	$ -	$ 350,000.00	$ -
001-023-56034	Lease Principal	$ 4,739.30	$ 5,700.00	$ 960.70	$ 5,700.00	$ -
001-023-59999	Transfers Out	$ 110,000.00	$ 110,000.00	$ -	$ 110,000.00	$ -
		$ 1,036,232.37	$ 1,146,416.69	$ 110,184.32	$ 1,123,604.85	$ (22,811.84)

Parks & Recreation
Expenditure

Account Number	Account Title	Reference Balance	Existing Budget	Variance	Adjusted Budget	Variance
001-031-51001	Full Time Salaries	$ 300,008.70	$ 332,000.00	$ 31,991.30	$ 333,500.00	$ 1,500.00
001-031-51002	Part Time Salaries	$ 199,411.11	$ 215,250.00	$ 15,838.89	$ 230,000.00	$ 14,750.00
001-031-51004	Overtime Wages	$ 7,831.87	$ 8,000.00	$ 168.13	$ 9,000.00	$ 1,000.00
001-031-51006	Vision Insurance	$ 699.91	$ 775.00	$ 75.09	$ 699.91	$ (75.09)
001-031-51007	Health Insurance	$ 143,311.34	$ 147,443.59	$ 4,132.25	$ 143,311.34	$ (4,132.25)
001-031-51008	Dental Insurance	$ 8,130.58	$ 8,200.00	$ 69.42	$ 8,130.58	$ (69.42)
001-031-51010	Worker's Compensation	$ 9,049.53	$ 9,049.53	$ -	$ 9,049.53	$ -
001-031-51011	Medicare Tax	$ 7,085.85	$ 8,060.00	$ 974.15	$ 8,400.00	$ 340.00
001-031-51017	PARS-ARS	$ 2,589.95	$ 2,910.00	$ 320.05	$ 3,000.00	$ 90.00
001-031-51022	PARS System	$ 50,417.01	$ 56,030.00	$ 5,612.99	$ 56,030.00	$ -
001-031-51024	Deferred Compensation	$ 4,798.96	$ 5,356.00	$ 557.04	$ 5,500.00	$ 144.00
001-031-51025	Retiree Health Insurance	$ 55,345.80	$ 62,568.00	$ 7,222.20	$ 61,000.00	$ (1,568.00)
001-031-51027	PERS EE/ER	$ 56,118.25	$ 62,500.00	$ 6,381.75	$ 62,500.00	$ -
001-031-51029	PERS LS UAL	$ 12,851.60	$ 12,851.60	$ -	$ 12,851.60	$ -
001-031-51042	Unemployment Insurance	$ -	$ 1,500.00	$ 1,500.00	$ 1,500.00	$ -
001-031-51043	Disability & Life Insurance	$ 2,215.01	$ 2,200.00	$ (15.01)	$ 2,215.01	$ 15.01
001-031-51046	OPEB	$ 30,497.75	$ 33,700.00	$ 3,202.25	$ 34,000.00	$ 300.00
001-031-52009	Training	$ 396.67	$ 1,500.00	$ 1,103.33	$ 1,000.00	$ (500.00)
001-031-52010	Utilities	$ 50,259.69	$ 50,000.00	$ (259.69)	$ 55,500.00	$ 5,500.00
001-031-52011	Advertising & Printing	$ 480.00	$ 500.00	$ 20.00	$ 500.00	$ -

Account Number	Account Title	Reference Balance	Existing Budget	Variance	Adjusted Budget	Variance
001-031-52012	Office Supplies & Postage	$ 51.80	$ 300.00	$ 248.20	$ 300.00	$ -
001-031-52013	Communications	$ 5,735.02	$ 6,500.00	$ 764.98	$ 7,000.00	$ 500.00
001-031-52014	Meetings & Travel	$ 204.67	$ 2,000.00	$ 1,795.33	$ 1,000.00	$ (1,000.00)
001-031-52015	Professional Services	$ 166,571.90	$ 192,985.00	$ 26,413.10	$ 192,985.00	$ -
001-031-52017	Waste Fees	$ 25,864.78	$ 31,900.00	$ 6,035.22	$ 29,000.00	$ (2,900.00)
001-031-52018	Special Department Supplies	$ 100,150.47	$ 100,000.00	$ (150.47)	$ 120,000.00	$ 20,000.00
001-031-52019	Misc. Dues & Subscriptions	$ 648.99	$ 2,500.00	$ 1,851.01	$ 1,800.00	$ (700.00)
001-031-52045	IT	$ 19,172.57	$ 21,000.00	$ 1,827.43	$ 21,000.00	$ -
001-031-53020	Vehicle Operation	$ 7,649.50	$ 9,500.00	$ 1,850.50	$ 9,500.00	$ -
001-031-53021	Special Equipment Operation	$ 4,115.42	$ 9,500.00	$ 5,384.58	$ 9,500.00	$ -
001-031-55024	Rentals	$ 73,271.81	$ 70,595.00	$ (2,676.81)	$ 73,271.81	$ 2,676.81
001-031-55025	Chamber of Commerce	$ -	$ 1,000.00	$ 1,000.00	$ 1,000.00	$ -
001-031-55050	Park Renovation	$ 15,000.00	$ 30,000.00	$ 15,000.00	$ 30,000.00	$ -
001-031-56027	Capital Improvement	$ 102,116.25	$ 225,120.00	$ 123,003.75	$ 225,120.00	$ -
001-031-56028	Capital Equipment	$ 22,137.63	$ 49,000.00	$ 26,862.37	$ 49,000.00	$ -
001-031-57000	Lease Principal	$ 6,285.00	$ 7,560.00	$ 1,275.00	$ 7,560.00	$ -
001-031-58030	Urban Greening Grant	$ 9,735.47	$ 50,000.00	$ 40,264.53	$ 14,000.00	$ (36,000.00)
		$ 1,500,210.86	$ 1,829,853.72	$ 329,642.86	$ 1,829,724.78	$ (128.94)

Planning Expenditure

Account Number	Account Title	Reference Balance	Existing Budget	Variance	Adjusted Budget	Variance
001-034-51001	Full Time Salaries	$ 99,714.48	$ 113,466.30	$ 13,751.82	$ 113,466.30	$ -
001-034-51002	Part Time Salaries	$ 250.00	$ 2,000.00	$ 1,750.00	$ 750.00	$ (1,250.00)
001-034-51006	Vision Insurance	$ 118.24	$ 150.00	$ 31.76	$ 118.24	$ (31.76)
001-034-51007	Health Insurance	$ 29,161.02	$ 31,000.00	$ 1,838.98	$ 29,161.02	$ (1,838.98)
001-034-51008	Dental Insurance	$ 1,266.05	$ 1,350.00	$ 83.95	$ 1,266.05	$ (83.95)
001-034-51010	Worker's Compensation	$ 2,380.07	$ 2,380.07	$ -	$ 2,380.07	$ -
001-034-51011	Medicare Tax	$ 1,369.67	$ 1,732.00	$ 362.33	$ 1,732.00	$ -
001-034-51017	PARS-ARS	$ 3.25	$ 30.00	$ 26.75	$ 30.00	$ -
001-034-51022	PARS System	$ 18.77	$ 18.77	$ -	$ 18.77	$ -
001-034-51024	Deferred Compensation	$ 1.79	$ 100.00	$ 98.21	$ 100.00	$ -
001-034-51025	Retiree Health Insurance	$ 12,304.26	$ 14,000.00	$ 1,695.74	$ 14,000.00	$ -
001-034-51027	PERS EE/ER	$ 8,664.14	$ 11,000.00	$ 2,335.86	$ 10,500.00	$ (500.00)
001-034-51029	PERS LS UAL	$ 1,196.58	$ 1,196.58	$ -	$ 1,196.58	$ -
001-034-51043	Disability & Life Insurance	$ 637.93	$ 700.00	$ 62.07	$ 700.00	$ -
001-034-51046	OPEB	$ 10,159.20	$ 11,400.00	$ 1,240.80	$ 11,400.00	$ -
001-034-52012	Office Supplies & Postage	$ 1,798.33	$ 2,500.00	$ 701.67	$ 2,500.00	$ -
001-034-52013	Communications	$ 437.48	$ 550.00	$ 112.52	$ 700.00	$ 150.00
001-034-52014	Meetings & Travel	$ 2,131.47	$ 5,500.00	$ 3,368.53	$ 3,200.00	$ (2,300.00)
001-034-52015	Professional Services	$ 9,552.06	$ 72,000.00	$ 62,447.94	$ 25,000.00	$ (47,000.00)
001-034-52018	Special Department Supplies	$ 697.95	$ 2,500.00	$ 1,802.05	$ 1,800.00	$ (700.00)
001-034-52019	Misc. Dues & Subscriptions	$ 721.80	$ 1,000.00	$ 278.20	$ 1,000.00	$ -
001-034-52045	IT	$ 4,350.58	$ 6,000.00	$ 1,649.42	$ 6,000.00	$ -
001-034-53025	LAFCO	$ 15,000.00	$ 15,000.00	$ -	$ 15,000.00	$ -
		$ 201,935.12	$ 295,573.72	$ 93,638.60	$ 242,019.03	$ (53,554.69)

After School Program
Expenditure

Account Number	Account Title	Reference Balance	Existing Budget	Variance	Adjusted Budget	Variance
001-035-51002	Part Time Salaries	$ 66,462.62	$ 69,800.00	$ 3,337.38	$ 71,000.00	$ 1,200.00
001-035-51011	Medicare Tax	$ 963.68	$ 1,015.00	$ 51.32	$ 1,029.50	$ 14.50
001-035-51017	PARS-ARS	$ 863.88	$ 910.00	$ 46.12	$ 923.00	$ 13.00
001-035-52010	Utilities	$ -	$ 3,500.00	$ 3,500.00	$ 3,500.00	$ -
001-035-52015	Professional Services	$ 172.98	$ 250.00	$ 77.02	$ 250.00	$ -
001-035-52018	Special Department Supplies	$ 6,127.83	$ 12,000.00	$ 5,872.17	$ 12,000.00	$ -
001-035-52045	IT	$ 1,068.22	$ 1,200.00	$ 131.78	$ 1,400.00	$ 200.00
		$ 75,659.21	$ 88,675.00	$ 13,015.79	$ 90,102.50	$ 1,427.50

Pool Expenditure

Account Number	Account Title	Reference Balance	Existing Budget	Variance	Adjusted Budget	Variance
001-037-51002	Part Time Salaries	$ 131,493.65	$ 224,020.00	$ 92,526.35	$ 215,000.00	$ (9,020.00)
001-037-51011	Medicare Tax	$ 1,906.64	$ 3,300.00	$ 1,393.36	$ 3,300.00	$ -
001-037-51017	PARS-ARS	$ 1,709.43	$ 2,950.00	$ 1,240.57	$ 2,950.00	$ -
001-037-52009	Training	$ 743.36	$ 2,500.00	$ 1,756.64	$ 2,500.00	$ -
001-037-52010	Utilities	$ 17,356.95	$ 30,000.00	$ 12,643.05	$ 30,000.00	$ -
001-037-52013	Communications	$ 729.18	$ 1,000.00	$ 270.82	$ 1,000.00	$ -
001-037-52014	Meetings & Travel	$ 2,000.00	$ 2,000.00	$ -	$ 2,000.00	$ -
001-037-52015	Professional Services	$ 2,076.17	$ 5,000.00	$ 2,923.83	$ 5,000.00	$ -
001-037-52018	Special Department Supplies	$ 51,398.02	$ 68,000.00	$ 16,601.98	$ 68,000.00	$ -
001-037-52045	IT	$ 5,357.36	$ 6,300.00	$ 942.64	$ 7,500.00	$ 1,200.00
001-037-52047	Concessions	$ 3,630.21	$ 4,000.00	$ 369.79	$ 4,500.00	$ 500.00
001-037-53021	Special Equipment Operation	$ 3,908.86	$ 7,000.00	$ 3,091.14	$ 10,000.00	$ 3,000.00
001-037-56028	Capital Equipment	$ -	$ 15,000.00	$ 15,000.00	$ 15,000.00	$ -
		$ 222,309.83	$ 371,070.00	$ 148,760.17	$ 366,750.00	$ (4,320.00)

Summer Camp Expenditure						
Account Number	**Account Title**	**Reference Balance**	**Existing Budget**	**Variance**	**Adjusted Budget**	**Variance**
001-038-51002	Part Time Salaries	$ 18,744.64	$ 40,210.00	$ 21,465.36	$ 40,210.00	$ -
001-038-51011	Medicare Tax	$ 271.78	$ 585.00	$ 313.22	$ 585.00	$ -
001-038-51017	PARS-ARS	$ 243.70	$ 525.00	$ 281.30	$ 525.00	$ -
001-038-52010	Utilities	$ -	$ 500.00	$ 500.00	$ 500.00	$ -
001-038-52011	Advertising & Printing	$ -	$ 450.00	$ 450.00	$ 450.00	$ -
001-038-52015	Professional Services	$ 5,000.00	$ 10,000.00	$ 5,000.00	$ 10,000.00	$ -
001-038-52018	Special Department Supplies	$ 4,066.22	$ 8,200.00	$ 4,133.78	$ 8,200.00	$ -
001-038-52045	IT	$ -	$ 150.00	$ 150.00	$ 150.00	$ -
		$ 28,326.34	$ 60,620.00	$ 32,293.66	$ 60,620.00	$ -
General Fund Expenditure		$ 11,491,113.10	$ 13,386,961.49	$ 1,895,848.39	$ 13,237,939.34	$ (149,022.15)

Sewer Fund Revenue

Account Number	Account Title	Reference Balance	Existing Budget	Variance	Adjusted Budget	Variance
002-000-33010	Interest on Bank Deposits	$ 105,376.90	$ 121,800.00	$ 16,423.10	$ 121,800.00	$ -
002-000-39016	Connection Fee	$ 44,200.00	$ -	$ (44,200.00)	$ 44,200.00	$ 44,200.00
002-000-39017	Sewer Miscellaneous	$ 1,562.09	$ 46,000.00	$ 44,437.91	$ 1,562.09	$ (44,437.91)
002-000-39020	Sewer Service Collection	$ 1,315,848.09	$ 1,410,000.00	$ 94,151.91	$ 1,430,000.00	$ 20,000.00
002-000-39023	Sewer Service Penalties	$ 2,203.58	$ 1,600.00	$ (603.58)	$ 2,203.58	$ 603.58
002-000-39075	Intergovernmental Revenue	$ 178,240.05	$ 675,000.00	$ 496,759.95	$ 178,240.05	$ (496,759.95)
		$ 1,647,430.71	$ 2,254,400.00	$ 606,969.29	$ 1,778,005.72	$ (476,394.28)

Sewer Fund Expenditure

Account Number	Account Title	Reference Balance	Existing Budget	Variance	Adjusted Budget	Variance
002-051-51001	Full Time Salaries	$ 223,318.53	$ 260,000.00	$ 36,681.47	$ 260,000.00	$ -
002-051-51002	Part Time Salaries	$ 3,026.27	$ 6,000.00	$ 2,973.73	$ 5,000.00	$ (1,000.00)
002-051-51004	Overtime Wages	$ 2,883.19	$ 8,684.00	$ 5,800.81	$ 6,500.00	$ (2,184.00)
002-051-51006	Vision Insurance	$ 418.56	$ 512.00	$ 93.44	$ 418.56	$ (93.44)
002-051-51007	Health Insurance	$ 76,860.49	$ 88,000.00	$ 11,139.51	$ 76,860.49	$ (11,139.51)
002-051-51008	Dental Insurance	$ 4,820.84	$ 5,381.00	$ 560.16	$ 4,820.84	$ (560.16)
002-051-51010	Worker's Compensation	$ 6,444.52	$ 6,444.52	$ -	$ 6,444.52	$ -
002-051-51011	Medicare Tax	$ 3,321.97	$ 4,258.26	$ 936.29	$ 4,258.26	$ -
002-051-51017	PARS-ARS	$ 39.37	$ 110.00	$ 70.63	$ 110.00	$ -
002-051-51018	Duty Time	$ 8,392.96	$ 9,200.00	$ 807.04	$ 10,500.00	$ 1,300.00
002-051-51022	PARS System	$ 25,796.32	$ 28,600.00	$ 2,803.68	$ 29,000.00	$ 400.00
002-051-51024	Deferred Compensation	$ 4,590.62	$ 4,900.00	$ 309.38	$ 5,300.00	$ 400.00
002-051-51025	Retiree Health Insurance	$ 41,564.34	$ 47,000.00	$ 5,435.66	$ 47,000.00	$ -
002-051-51027	PERS EE/ER	$ 33,435.49	$ 39,000.00	$ 5,564.51	$ 39,000.00	$ -
002-051-51029	PERS LS UAL	$ 161,843.94	$ 161,843.94	$ -	$ 161,843.94	$ -
002-051-51043	Disability & Life Insurance	$ 1,457.40	$ 1,590.00	$ 132.60	$ 1,457.40	$ (132.60)
002-051-51046	OPEB	$ 22,382.50	$ 26,000.00	$ 3,617.50	$ 26,000.00	$ -
002-051-52010	Utilities	$ 18,796.24	$ 27,500.00	$ 8,703.76	$ 26,000.00	$ (1,500.00)
002-051-52012	Office Supplies & Postage	$ 4,550.30	$ 7,300.00	$ 2,749.70	$ 6,300.00	$ (1,000.00)
002-051-52013	Communications	$ 1,873.55	$ 2,700.00	$ 826.45	$ 2,700.00	$ -
002-051-52014	Meetings & Travel	$ 2,775.05	$ 4,000.00	$ 1,224.95	$ 4,000.00	$ -

Account Number	Account Title	Reference Balance	Existing Budget	Variance	Adjusted Budget	Variance
002-051-52015	Professional Services	$ 48,862.01	$ 73,548.00	$ 24,685.99	$ 73,548.00	$ -
002-051-52017	Waste Fees	$ 5,293.83	$ 5,600.00	$ 306.17	$ 6,600.00	$ 1,000.00
002-051-52018	Special Department Supplies	$ 64,283.95	$ 74,300.00	$ 10,016.05	$ 78,000.00	$ 3,700.00
002-051-52019	Misc. Dues & Subscriptions	$ 2,037.84	$ 3,800.00	$ 1,762.16	$ 3,800.00	$ -
002-051-52045	IT	$ 2,128.21	$ 2,700.00	$ 571.79	$ 3,000.00	$ 300.00
002-051-53020	Vehicle Operation	$ 8,975.10	$ 20,000.00	$ 11,024.90	$ 20,000.00	$ -
002-051-55023	Small Claims	$ -	$ 100.00	$ 100.00	$ 100.00	$ -
002-051-55024	Rentals	$ 254.40	$ 1,000.00	$ 745.60	$ 1,000.00	$ -
002-051-55100	City Cost Plan	$ 165,264.00	$ 165,264.00	$ -	$ 165,264.00	$ -
002-051-55101	Refunds	$ 84.00	$ 2,000.00	$ 1,916.00	$ 2,000.00	$ -
002-051-56025	Depreciation	$ -	$ 170,900.00	$ 170,900.00	$ 170,900.00	$ -
002-051-56027	Capital Improvement	$ 29,518.37	$ 718,000.00	$ 688,481.63	$ 200,000.00	$ (518,000.00)
002-051-56028	Capital Equipment	$ 33,845.03	$ 44,254.74	$ 10,409.71	$ 33,845.03	$ (10,409.71)
002-051-57000	Lease Principal	$ 4,739.30	$ 5,800.00	$ 1,060.70	$ 5,800.00	$ -
		$ 1,013,878.49	$ 2,026,290.46	$ 1,012,411.97	$ 1,487,371.04	$ (538,919.42)

Gas Tax Fund Revenue

Account Number	Account Title	Reference Balance	Existing Budget	Variance	Adjusted Budget	Variance
003-000-39100	Section 2105	$ 17,467.27	$ 23,000.00	$ 5,532.73	$ 23,000.00	$ -
003-000-39110	Section 2107-5	$ 1,000.00	$ 1,000.00	$ -	$ 1,000.00	$ -
003-000-39120	Section 2107	$ 22,966.00	$ 32,000.00	$ 9,034.00	$ 32,000.00	$ -
003-000-39130	Section 2106	$ 15,114.60	$ 19,500.00	$ 4,385.40	$ 19,500.00	$ -
003-000-39135	Misc/Prop 42	$ 27,210.43	$ 37,000.00	$ 9,789.57	$ 37,000.00	$ -
003-000-39139	SB 1	$ 79,341.44	$ 99,094.00	$ 19,752.56	$ 99,094.00	$ -
		$ 163,099.74	$ 211,594.00	$ 48,494.26	$ 211,594.00	$ -

Gas Tax Fund
Expenditure

Account Number	Account Title	Reference Balance	Existing Budget	Variance	Adjusted Budget	Variance
003-030-51001	Full Time Salaries	$ 66,695.82	$ 74,200.00	$ 7,504.18	$ 74,200.00	$ -
003-030-51002	Part Time Salaries	$ 1,123.71	$ 1,400.00	$ 276.29	$ 1,600.00	$ 200.00
003-030-51004	Overtime Wages	$ 694.53	$ 1,144.00	$ 449.47	$ 1,144.00	$ -
003-030-51006	Vision Insurance	$ 128.81	$ 150.00	$ 21.19	$ 128.81	$ (21.19)
003-030-51007	Health Insurance	$ 27,007.88	$ 27,981.45	$ 973.57	$ 27,007.88	$ (973.57)
003-030-51008	Dental Insurance	$ 1,484.27	$ 1,500.00	$ 15.73	$ 1,484.27	$ (15.73)
003-030-51010	Worker's Compensation	$ 1,830.83	$ 1,830.83	$ -	$ 1,830.83	$ -
003-030-51011	Medicare Tax	$ 993.24	$ 1,160.00	$ 166.76	$ 1,160.00	$ -
003-030-51017	PARS-ARS	$ 14.64	$ 20.00	$ 5.36	$ 30.00	$ 10.00
003-030-51018	Duty Time	$ 2,997.49	$ 3,300.00	$ 302.51	$ 4,000.00	$ 700.00
003-030-51022	PARS System	$ 9,183.17	$ 10,270.00	$ 1,086.83	$ 10,500.00	$ 230.00
003-030-51024	Deferred Compensation	$ 1,017.20	$ 1,300.00	$ 282.80	$ 1,400.00	$ 100.00
003-030-51027	PERS EE/ER	$ 10,892.04	$ 12,500.00	$ 1,607.96	$ 13,000.00	$ 500.00
003-030-51029	PERS LS UAL	$ 2,688.12	$ 2,688.12	$ -	$ 2,688.12	$ -
003-030-51043	Disability & Life Insurance	$ 450.76	$ 480.00	$ 29.24	$ 450.76	$ (29.24)
003-030-51046	OPEB	$ 6,752.68	$ 7,700.00	$ 947.32	$ 8,000.00	$ 300.00
003-030-52018	Special Department Supplies	$ -	$ 16,000.00	$ 16,000.00	$ 10,000.00	$ (6,000.00)
		$ 133,955.19	$ 163,624.40	$ 29,669.21	$ 158,624.67	$ (4,999.73)

Water Fund Revenue

Account Number	Account Title	Reference Balance	Existing Budget	Variance	Adjusted Budget	Variance
004-000-33010	Interest On Bank Deposits	$ 96,554.58	$ 80,000.00	$ (16,554.58)	$ 105,000.00	$ 25,000.00
004-000-33020	Rental Of Real Property	$ 1,604.68	$ -	$ (1,604.68)	$ 1,604.68	$ 1,604.68
004-000-39012	Water Service Collection	$ 1,040,482.70	$ 1,100,000.00	$ 59,517.30	$ 1,120,000.00	$ 20,000.00
004-000-39013	Water Service Penalties	$ 1,736.94	$ 1,200.00	$ (536.94)	$ 1,736.94	$ 536.94
004-000-39016	Water Connection Fee	$ 44,200.00	$ -	$ (44,200.00)	$ 44,200.00	$ 44,200.00
004-000-39017	Water Miscellaneous	$ 5,323.08	$ 48,000.00	$ 42,676.92	$ 5,323.08	$ (42,676.92)
		$ 1,189,901.98	$ 1,229,200.00	$ 39,298.02	$ 1,277,864.70	$ 48,664.70

Water Fund Expenditure

Account Number	Account Title	Reference Balance	Existing Budget	Variance	Adjusted Budget	Variance
004-050-51001	Full Time Salaries	$ 182,198.24	$ 217,049.16	$ 34,850.92	$ 212,000.00	$ (5,049.16)
004-050-51002	Part Time Salaries	$ 2,576.87	$ 6,000.00	$ 3,423.13	$ 4,500.00	$ (1,500.00)
004-050-51004	Overtime Wages	$ 2,636.17	$ 9,194.00	$ 6,557.83	$ 8,000.00	$ (1,194.00)
004-050-51006	Vision Insurance	$ 346.22	$ 429.00	$ 82.78	$ 346.22	$ (82.78)
004-050-51007	Health Insurance	$ 65,752.63	$ 76,000.00	$ 10,247.37	$ 65,752.63	$ (10,247.37)
004-050-51008	Dental Insurance	$ 4,024.81	$ 4,505.00	$ 480.19	$ 4,024.81	$ (480.19)
004-050-51010	Worker's Compensation	$ 5,408.80	$ 5,408.80	$ -	$ 5,408.80	$ -
004-050-51011	Medicare Tax	$ 2,715.50	$ 3,600.65	$ 885.15	$ 3,600.65	$ -
004-050-51017	PARS-ARS	$ 33.35	$ 110.00	$ 76.65	$ 110.00	$ -
004-050-51018	Duty Time	$ 7,193.96	$ 7,800.00	$ 606.04	$ 9,000.00	$ 1,200.00
004-050-51022	PARS System	$ 22,115.08	$ 24,700.00	$ 2,584.92	$ 25,000.00	$ 300.00
004-050-51024	Deferred Compensation	$ 3,489.30	$ 3,900.00	$ 410.70	$ 4,200.00	$ 300.00
004-050-51025	Retiree Health Insurance	$ 55,419.12	$ 62,000.00	$ 6,580.88	$ 62,000.00	$ -
004-050-51027	PERS EE/ER	$ 28,657.37	$ 32,600.00	$ 3,942.63	$ 32,600.00	$ -
004-050-51029	PERS LS UAL	$ 125,338.78	$ 125,338.78	$ -	$ 125,338.78	$ -
004-050-51043	Disability & Life Insurance	$ 1,217.60	$ 1,400.00	$ 182.40	$ 1,217.60	$ (182.40)
004-050-51046	OPEB	$ 18,310.43	$ 21,200.00	$ 2,889.57	$ 21,200.00	$ -
004-050-52010	Utilities	$ 56,735.02	$ 58,000.00	$ 1,264.98	$ 62,000.00	$ 4,000.00
004-050-52012	Office Supplies & Postage	$ 6,238.34	$ 6,800.00	$ 561.66	$ 7,500.00	$ 700.00
004-050-52013	Communications	$ 1,698.61	$ 3,700.00	$ 2,001.39	$ 3,700.00	$ -
004-050-52014	Meetings & Travel	$ 2,378.92	$ 4,000.00	$ 1,621.08	$ 4,000.00	$ -

Account Number	Account Title	Reference Balance	Existing Budget	Variance	Adjusted Budget	Variance
004-050-52015	Professional Services	$ 73,007.88	$ 104,148.00	$ 31,140.12	$ 104,148.00	$ -
004-050-52017	Waste Fees	$ 778.31	$ 1,670.00	$ 891.69	$ 1,670.00	$ -
004-050-52018	Special Department Supplies	$ 65,249.98	$ 75,233.00	$ 9,983.02	$ 75,233.00	$ -
004-050-52019	Misc. Dues & Subscription	$ 1,951.16	$ 3,800.00	$ 1,848.84	$ 3,800.00	$ -
004-050-52020	Water Conservation Program	$ 100.00	$ 1,300.00	$ 1,200.00	$ 1,300.00	$ -
004-050-52045	IT	$ 1,995.51	$ 2,700.00	$ 704.49	$ 3,000.00	$ 300.00
004-050-53020	Vehicle Operation	$ 7,282.96	$ 20,000.00	$ 12,717.04	$ 20,000.00	$ -
004-050-55023	Small Claims	$ -	$ 200.00	$ 200.00	$ 200.00	$ -
004-050-55024	Rentals	$ 2,629.63	$ 3,000.00	$ 370.37	$ 3,000.00	$ -
004-050-55100	City Cost Plan	$ 160,881.00	$ 160,881.00	$ -	$ 160,881.00	$ -
004-050-55101	Refunds	$ 66.00	$ 3,000.00	$ 2,934.00	$ 3,000.00	$ -
004-050-56025	Depreciation	$ -	$ 218,000.00	$ 218,000.00	$ 218,000.00	$ -
004-050-56027	Capital Improvement	$ 47,781.25	$ 2,537,162.00	$ 2,489,380.75	$ 2,537,162.00	$ -
004-050-56028	Capital Equipment	$ 33,529.96	$ 34,154.73	$ 624.77	$ 33,529.96	$ (624.77)
004-050-57000	Lease Principal	$ 6,319.10	$ 7,596.00	$ 1,276.90	$ 7,596.00	$ -
		$ 996,057.86	$ 3,846,580.12	$ 2,850,522.26	$ 3,834,019.45	$ (12,560.67)

Local Transportation Fund Revenue

Account Number	Account Title	Reference Balance	Existing Budget	Variance	Adjusted Budget	Variance
007-000-39510	From Local Agency	$ 62,859.00	$ -	$ (62,859.00)	$ 62,859.00	$ 62,859.00
		$ 62,859.00	$ -	$ (62,859.00)	$ 62,859.00	$ 62,859.00

TUT Measure A Fund Revenue

Account Number	Account Title	Reference Balance	Existing Budget	Variance	Adjusted Budget	Variance
010-000-39722	TUT Measure A	$ 626,272.80	$ 800,000.00	$ 173,727.20	$ 906,272.80	$ 106,272.80
		$ 626,272.80	$ 800,000.00	$ 173,727.20	$ 906,272.80	$ 106,272.80

TUT Measure A Fund Expenditure

Account Number	Account Title	Reference Balance	Existing Budget	Variance	Adjusted Budget	Variance
010-000-59999	Transfers Out	$ 700,000.00	$ 700,000.00	$ -	$ 700,000.00	$ -
		$ 700,000.00	$ 700,000.00	$ -	$ 700,000.00	$ -

SMHP Fund Revenue

Account Number	Account Title	Reference Balance	Existing Budget	Variance	Adjusted Budget	Variance
012-000-33010	Interest On Bank Deposits	$ 15,427.83	$ 15,000.00	$ (427.83)	$ 16,000.00	$ 1,000.00
012-000-39735	Utilities Clearing Account	$ 34,490.00	$ 39,400.00	$ 4,910.00	$ 39,300.00	$ (100.00)
012-000-39750	Rents - Assisted Units	$ 8,031.00	$ 8,000.00	$ (31.00)	$ 8,031.00	$ 31.00
012-000-39760	Rents - Unassisted Units	$ 102,305.00	$ 99,000.00	$ (3,305.00)	$ 102,305.00	$ 3,305.00
		$ 160,253.83	$ 161,400.00	$ 1,146.17	$ 165,636.00	$ 4,236.00

SMHP Fund Expenditure

Account Number	Account Title	Reference Balance	Existing Budget	Variance	Adjusted Budget	Variance
012-095-51001	Full Time Salaries	$ 13,960.55	$ 15,800.00	$ 1,839.45	$ 15,800.00	$ -
012-095-51002	Part Time Salaries	$ 21,536.40	$ 24,000.00	$ 2,463.60	$ 24,000.00	$ -
012-095-51006	Vision Insurance	$ 36.41	$ 50.00	$ 13.59	$ 50.00	$ -
012-095-51007	Health Insurance	$ 7,478.26	$ 7,770.00	$ 291.74	$ 7,478.26	$ (291.74)
012-095-51008	Dental Insurance	$ 423.98	$ 440.00	$ 16.02	$ 440.00	$ -
012-095-51010	Worker's Compensation	$ 481.62	$ 481.62	$ -	$ 481.62	$ -
012-095-51011	Medicare Tax	$ 497.29	$ 597.00	$ 99.71	$ 597.00	$ -
012-095-51017	PARS-ARS	$ 286.14	$ 324.00	$ 37.86	$ 324.00	$ -
012-095-51022	PARS System	$ 1,563.17	$ 1,780.00	$ 216.83	$ 1,800.00	$ 20.00
012-095-51024	Deferred Compensation	$ 148.93	$ 170.00	$ 21.07	$ 200.00	$ 30.00
012-095-51027	PERS EE/ER	$ 2,470.13	$ 2,950.00	$ 479.87	$ 3,100.00	$ 150.00
012-095-51029	PERS LS UAL	$ 8,978.82	$ 8,978.82	$ -	$ 8,978.82	$ -
012-095-51043	Disability & Life Insurance	$ 104.77	$ 130.00	$ 25.23	$ 104.77	$ (25.23)
012-095-51046	OPEB	$ 1,419.37	$ 1,690.00	$ 270.63	$ 1,800.00	$ 110.00
012-095-52010	Utilities	$ 43,676.33	$ 44,000.00	$ 323.67	$ 45,000.00	$ 1,000.00
012-095-52012	Office Supplies & Postage	$ 0.74	$ 100.00	$ 99.26	$ 100.00	$ -
012-095-52015	Professional Services	$ 1,838.20	$ 5,000.00	$ 3,161.80	$ 10,000.00	$ 5,000.00
012-095-52017	Waste Fees	$ 6,956.61	$ 7,500.00	$ 543.39	$ 8,000.00	$ 500.00
012-095-52018	Special Department Supplies	$ 3,594.13	$ 7,500.00	$ 3,905.87	$ 7,500.00	$ -
012-095-52045	IT	$ -	$ 100.00	$ 100.00	$ 100.00	$ -
012-095-53020	Vehicle Operation	$ -	$ 1,200.00	$ 1,200.00	$ 1,200.00	$ -
012-095-55100	City Cost Plan	$ 20,422.00	$ 20,422.00	$ -	$ 20,422.00	$ -
012-095-56027	Capital Improvement	$ -	$ 50,000.00	$ 50,000.00	$ 40,000.00	$ (10,000.00)
		$ 135,873.85	$ 200,983.44	$ 65,109.59	$ 197,476.47	$ (3,506.97)

Street & Sidewalk Improvement Fund Revenue

Account Number	Account Title	Reference Balance	Existing Budget	Variance	Adjusted Budget	Variance
019-000-33010	Interest on Bank Deposits	$ 58,308.04	$ 45,000.00	$ (13,308.04)	$ 60,000.00	$ 15,000.00
019-000-39999	Transfers In	$ 250,000.00	$ 250,000.00	$ -	$ 250,000.00	$ -
		$ 308,308.04	$ 295,000.00	$ (13,308.04)	$ 310,000.00	$ 15,000.00

Street & Sidewalk Improvement Fund Expenditure

Account Number	Account Title	Reference Balance	Existing Budget	Variance	Adjusted Budget	Variance
019-040-59999	Transfers Out	$ -	$ 1,419,213.00	$ 1,419,213.00	$ -	$ (1,419,213.00)
		$ -	$ 1,419,213.00	$ 1,419,213.00	$ -	$ (1,419,213.00)

Heavy Equipment Replacement Fund Revenue

Account Number	Account Title	Reference Balance	Existing Budget	Variance	Adjusted Budget	Variance
022-000-33010	Interest on Bank Deposits	$ 4,932.08	$ 5,200.00	$ 267.92	$ 5,200.00	$ -
022-000-39999	Transfers In	$ 100,000.00	$ 100,000.00	$ -	$ 100,000.00	$ -
		$ 104,932.08	$ 105,200.00	$ 267.92	$ 105,200.00	$ -

Property/Housing Development Fund Revenue

Account Number	Account Title	Reference Balance	Existing Budget	Variance	Adjusted Budget	Variance
023-000-33010	Interest on Bank Deposits	$ 2,373.72	$ 2,600.00	$ 226.28	$ 2,600.00	$ -
		$ 2,373.72	$ 2,600.00	$ 226.28	$ 2,600.00	$ -

Property/Housing Development Fund Expenditure

Account Number	Account Title	Reference Balance	Existing Budget	Variance	Adjusted Budget	Variance
023-000-55026	Contract Services	$ 53,188.86	$ 50,485.00	$ (2,703.86)	$ 80,521.53	$ 30,036.53
		$ 53,188.86	$ 50,485.00	$ (2,703.86)	$ 80,521.53	$ 30,036.53

PLHA Fund Revenue

Account Number	Account Title	Reference Balance	Existing Budget	Variance	Adjusted Budget	Variance
026-000-33011	Interest On Bank Deposits	$ 8,917.73	$ 8,000.00	$ (917.73)	$ 9,300.00	$ 1,300.00
		$ 8,917.73	$ 8,000.00	$ (917.73)	$ 9,300.00	$ 1,300.00

COPS Fund Revenue

Account Number	Account Title	Reference Balance	Existing Budget	Variance	Adjusted Budget	Variance
033-000-33010	Interest On Bank Deposits	$ 10,218.29	$ 10,800.00	$ 581.71	$ 11,000.00	$ 200.00
033-000-39967	COPS/AB 1913	$ 172,440.21	$ 172,000.00	$ (440.21)	$ 201,000.00	$ 29,000.00
		$ 182,658.50	$ 182,800.00	$ 141.50	$ 212,000.00	$ 29,200.00

COPS Fund Expenditure

Account Number	Account Title	Reference Balance	Existing Budget	Variance	Adjusted Budget	Variance
033-033-51004	Overtime Wages	$ -	$ 85,000.00	$ 85,000.00	$ 75,000.00	$ (10,000.00)
033-033-52015	Professional Services	$ 15,033.61	$ 15,000.00	$ (33.61)	$ 20,000.00	$ 5,000.00
033-033-52018	Special Department Supplies	$ 25,213.55	$ 36,467.70	$ 11,254.15	$ 42,000.00	$ 5,532.30
033-033-52019	Misc. Dues & Subscriptions	$ 10,065.00	$ 10,000.00	$ (65.00)	$ 10,065.00	$ 65.00
033-033-53020	Vehicle Operation	$ 25,592.90	$ 15,000.00	$ (10,592.90)	$ 32,000.00	$ 17,000.00
033-033-56028	Capital Equipment	$ 8,532.30	$ 8,532.30	$ -	$ 8,532.30	$ -
033-033-57000	Lease Principal	$ 65,443.08	$ 90,000.00	$ 24,556.92	$ 90,000.00	$ -
		$ 149,880.44	$ 260,000.00	$ 110,119.56	$ 277,597.30	$ 17,597.30

STIP E. Line St. Bridge Replacement Fund Revenue

Account Number	Account Title	Reference Balance	Existing Budget	Variance	Adjusted Budget	Variance
054-000-39925	Project Revenue	$ 127,695.00	$ 127,695.00	$ -	$ 127,695.00	$ -
054-000-39999	Transfers In	$ 110,000.00	$ 110,000.00	$ -	$ 110,000.00	$ -
		$ 237,695.00	$ 237,695.00	$ -	$ 237,695.00	$ -

STIP E. Line St. Bridge Replacement Fund Expenditure

Account Number	Account Title	Reference Balance	Existing Budget	Variance	Adjusted Budget	Variance
054-000-55026	Contract Services	$ 37,161.25	$ 110,000.00	$ 72,838.75	$ 110,000.00	$ -
		$ 37,161.25	$ 110,000.00	$ 72,838.75	$ 110,000.00	$ -

S. Warren St. Improvement Fund Revenue

Account Number	Account Title	Reference Balance	Existing Budget	Variance	Adjusted Budget	Variance
055-000-39520	Intergovernmental Revenue	$ -	$ 1,000,000.00	$ 1,000,000.00	$ -	$ (1,000,000.00)
055-000-39999	Transfers In	$ -	$ 1,419,213.00	$ 1,419,213.00	$ -	$ (1,419,213.00)
		$ -	$ 2,419,213.00	$ 2,419,213.00	$ -	$ (2,419,213.00)

S. Warren St. Improvement Fund Expenditure

Account Number	Account Title	Reference Balance	Existing Budget	Variance	Adjusted Budget	Variance
055-000-56027	Capital Improvement	$ -	$ 2,419,213.00	$ 2,419,213.00	$ -	$ (2,419,213.00)
		$ -	$ 2,419,213.00	$ 2,419,213.00	$ -	$ (2,419,213.00)

Agenda Item: 9.D
Date of Meeting: June 22, 2026
Department: Finance

STAFF REPORT

To:	City Council
From:	Ethan Aukee
Subject:	**Approval of FY 2025-26 Interfund Transfer and Related Budget Adjustment**
Prepared On:	June 17, 2026

Background/History:
In October 2025, the City's Public Works Director obtained approval of Task Order 25-TO-05 and a related budget adjustment for the East Line Street Bridge Replacement. Following progress/completion of the task order, it was understood that application/project fees would be due upon application submission, and the fees would be payable to the State Water Resources Control Board and to the California Department of Fish and Wildlife. In October, $10,000.00 was included in the budget adjustment as an estimation of the costs associated with the application/project fees. The actual fee amounts are now determined and the two separate fees total $13,625.25.

Analysis/Discussion:
In order to properly appropriate and account for the discrepancy between estimate and actual cost, an interfund transfer in the amount of the discrepancy is required. The amount of the interfund transfer would equal $3,625.25 and would be a transfer from the General Fund to the project fund. The use of the transfer mechanism establishes a General Fund contribution with no expectation of repayment from the project fund.

Impacts to Council Goals and Strategic Planning Priorities:
None.

Budget Impacts:
Increase expense/transfer out account 001-023-59999 in the amount of $3,625.25 and increase revenue/transfer in account 054-000-39999 in the amount of $3,625.25.

Legal Review:
Legal review is not required for this item.

Recommended Action:
Approve the proposed interfund transfer and related budget adjustment.

Approved By: Ethan Aukee 6/17/2026
Approved By: Robin Picken 6/17/2026
Approved By: Pam Foster 6/17/2026
Approved By:

Agenda Item: 9.E
Date of Meeting: June 22, 2026
Department: Administration

STAFF REPORT

To: City Council

From: Pam Foster

Subject: **Consideration and Approval of an Application to the Governor's Office of Business and Economic Development on Behalf of the City of Bishop Seeking Designation of Census Tract 06027000400 as an Opportunity Zone 2.0.**

Background/History:

The federal Opportunity Zone program was established to encourage long-term private investment in economically distressed communities by providing tax incentives to investors who make qualified investments within designated Opportunity Zones. Proposed Opportunity Zone 2.0 legislation would provide states with the opportunity to nominate eligible census tracts for renewed or expanded designation.

The City of Bishop and the Bishop Paiute Tribe share a Census Tract and a common interest in fostering economic development, increasing investment opportunities, supporting housing development, and expanding access to capital within the community. Designation of the applicable census tract as an Opportunity Zone 2.0 would position the area to compete for private investment and encourage projects that create jobs, expand housing options, and strengthen the local economy.

Analysis/Discussion:

Submission of an application does not obligate the City to any financial commitment or specific development project. Rather, it provides the opportunity for the Governor's Office to consider the Bishop and Bishop Paiute Tribe census tract for designation should Opportunity Zone 2.0 be authorized and implemented.

The Governor's office will be recommending 25% of the State's eligible Census Tract's for designation. This application is the first step in the process of a potential designation.

Impacts to Council Goals and Strategic Planning Priorities:
Having the City designated as an Opportunity Zone would help to further Strategic Plan Priorities:

- 2.1 Address the shortage of affordable housing
- 2.2 Support real estate development within the city

- 2.4 Collaborate with regional partners
- 2.5 Pursue external funding opportunities

Budget Impacts:
There are no budgetary impacts associated with applying for OZ 2.0.

Legal Review:
None.

Recommended Action:
Authorize the City Administrator to submit an application to the Governor's Office of Business and Economic Development on behalf of the City of Bishop seeking designation of Census Tract 06027000400 as an Opportunity Zone 2.0. Applications are due July 25, 2026.

Approved By: Pam Foster 6/16/2026
Approved By:
Approved By:
Approved By:

City of Bishop
Planning Commission

There will be no Planning Commission Meeting
Tuesday, June 23, 2026

The next regularly scheduled meeting will be
July 28, 2026

Bishop City Council Chambers
301 West Line Street
Bishop, CA 93514
760-873-8458

City of Bishop
Professional Consultant Services Agreement
with
Carmichael Business Technology
for
Information Technology (IT) Support Services

1. PARTIES AND DATE

This AGREEMENT is made and entered into this 1st day of July, 2023 ("Effective Date"), by and between the City of Bishop, a municipal corporation, organized under the laws of the State of California, with its principal place of business at 377 West Line Street, Bishop, California, 93514 ("City") and Carmichael Business Technology, a California Corporation, with its principal place of business at 272 Sierra Manor Road, Suite A, Mammoth Lakes, California 93546-8736 ("Consultant"). City and Consultant are sometimes individually referred to herein as "Party" and collectively as "Parties."

W I T N E S S E T H :

A. WHEREAS, City proposes to utilize the services of Consultant as an independent contractor to render such professional consulting services for IT Support Services ("Project"), as more fully described herein; and

B. WHEREAS, Consultant represents that it has that degree of specialized expertise contemplated within California Government Code Section 37103, and holds all necessary licenses to practice and perform the services herein contemplated; and

C. WHEREAS, City and Consultant desire to contract for the specific services described in Exhibit A ("Scope of Services"), which is attached hereto and made a part of this Agreement and desire to set forth their rights, duties and liabilities in connection with the services to be performed; and

D. WHEREAS, no official or employee of City has a financial interest, within the provisions of Sections 1090-1092 of the California Government Code, in the subject matter of this Agreement.

NOW, THEREFORE, for and in consideration of the mutual covenants and conditions contained herein, the parties hereby agree as follows:

2. SERVICES PROVIDED BY CONSULTANT

2.1 General Scope of Services. Consultant promises and agrees to furnish to the City all labor, materials, tools, equipment, services, and incidental and customary work necessary to fully and adequately supply the professional consulting services necessary for the Project ("Services"). The Services are more particularly described in Exhibit A attached hereto and incorporated herein by reference. All Services shall be subject to, and performed in accordance with, this Agreement, the exhibits attached hereto and incorporated herein by reference, and all applicable local, state and federal laws, rules and regulations.

2.2 Professional Practices. All professional services to be provided by Consultant pursuant to this Agreement shall be provided by personnel experienced in their respective fields and in a manner consistent with the standards of care, diligence and skill ordinarily exercised by professional consultants in similar fields and circumstances in accordance with sound professional practices. Consultant also warrants that it is familiar with all laws that may affect its performance of this Agreement and shall advise City of any changes in any laws that may affect Consultant's performance of this Agreement.

2.3 Performance to Satisfaction of City. Consultant agrees to perform all the work to the complete satisfaction of the City and within the hereinafter specified. Evaluations of the work will be done by the City Administrator or his or her designee. If the quality of work is not satisfactory, City in its discretion has the right to:

(a) Meet with Consultant to review the quality of the work and resolve the matters of concern;

(b) Require Consultant to repeat the work at no additional fee until it is satisfactory; and/or

(c) Terminate the Agreement as hereinafter set forth.

2.4 Warranty. Consultant warrants that it shall perform the services required by this Agreement in compliance with all applicable Federal and California employment laws, including, but not limited to, those laws related to minimum hours and wages; occupational health and safety; fair employment and employment practices; workers' compensation insurance and safety in employment; and all other Federal, State and local laws and ordinances applicable to the services required under this Agreement. Consultant shall indemnify and hold harmless City from and against all claims, demands, payments, suits, actions, proceedings, and judgments of every nature and description including attorneys' fees and costs, presented, brought, or recovered against City for, or on account of any liability under any of the above-mentioned laws, which may be incurred by reason of Consultant's performance under this Agreement.

2.5 Non-Exclusive Agreement. Consultant acknowledges that City may enter into agreements with other consultants for services similar to the services that are subject to this Agreement or may have its own employees perform services similar to those services contemplated by this Agreement.

3. COMPENSATION AND BILLING

3.1 Compensation. Consultant shall receive compensation, including authorized reimbursements, for all Services rendered under this Agreement at the rates set forth in Exhibit A ("Fee Schedule") attached hereto and incorporated herein by reference. Additional Services may be authorized, as described below, and if authorized, will be compensated at the rates and manner set forth in this Agreement.

3.2 Additional Services. As used herein, "Additional Services" means any work which is determined by City to be necessary for the proper completion of the Project, but which the Parties did not reasonably anticipate would be necessary at the execution of this Agreement. Consultant shall not perform, nor be compensated for, Additional Services without written authorization from the City. It is specifically understood that oral

requests and/or approvals of such additional services or additional compensation shall be barred and are unenforceable.

3.3 Method of Billing. Within 10 calendar days following the end of the preceding month in which services are performed or expenses incurred under this Agreement, Consultant shall submit to City an invoice to the City. Said invoice shall be based on the total of all Consultant's services which have been completed to City's sole satisfaction. The invoice shall indicate work completed and hours of Services rendered by Consultant. The invoice shall describe the amount of Services provided since the initial commencement date, or since the start of the subsequent billing periods, as appropriate, through the date of the invoice. City shall, within 45 days of receiving such invoice, review the invoice and pay all non-disputed and approved charges thereon. Any additional services approved and performed pursuant to this Agreement shall be designated as "Additional Services" and shall identify the number of the authorized change order, where applicable, on all invoices. Should the City dispute an invoice, the City shall promptly set forth in writing the nature, extent, and scope of the dispute. The parties shall meet and confer in an effort to resolve the dispute prior to either party taking any action, including termination of this Agreement and initiation of legal proceedings.

3.4 Reimbursement for Expenses. Consultant shall not be reimbursed for any expenses unless authorized in writing by City, or included in Exhibit B of this Agreement.

3.5 Records and Audits. Consultant shall maintain full and accurate records with respect to all services and matters covered under this Agreement. City shall have free access at all reasonable times to such records, and the right to examine and audit the same and to make transcripts therefrom, and to inspect all program data, documents, proceedings and activities. Consultant shall maintain an up to date list of key personnel and telephone numbers for emergency contact after normal business hours. Records of Consultant's services relating to this Agreement and funds received from City shall be maintained in accordance with generally recognized accounting principles and shall be made available to City for inspection and/or audit at mutually convenient times for a period of 5 years from the date of performance of said services.

4. TIME OF PERFORMANCE

4.1 Commencement and Completion of Work. The professional services to be performed pursuant to this Agreement shall commence within 5 days from the Effective Date of this Agreement.

4.2 Excusable Delays. Neither party shall be responsible for delays or lack of performance resulting from acts beyond the reasonable control of the party or parties. Such acts shall include, but not be limited to, acts of God, fire, strikes, material shortages, compliance with laws or regulations, riots, acts of war, or any other conditions beyond the reasonable control of a party.

5. TERM AND TERMINATION

5.1 Term. Unless earlier terminated in accordance with Paragraph 5.2 below, the AGREEMENT will continue in full force and effect from the Effective Date through June 30, 2024. Upon mutual written AGREEMENT, the term of this AGREEMENT may be extended annually for an additional one (1) year period. Consultant shall complete the Services within the term of this Agreement, and shall meet any other established schedules and deadlines.

5.2 Notice of Termination. Notwithstanding the provision in paragraph 5.1 above, City may, by written notice to Consultant, terminate the whole or any part of this Agreement at any time and without cause by giving written notice to Consultant of such termination, and specifying the effective date thereof, at least 30 days before the effective date of such termination. Upon termination, Consultant shall be compensated only for those services which have been adequately rendered to City, and Consultant shall be entitled to no further compensation. Consultant may not terminate this Agreement except for cause.

5.3 Compensation. In the event of termination, City shall pay Consultant for reasonable costs incurred and professional services satisfactorily performed up to and including the date of City's written notice of termination. Compensation for work in progress shall be prorated based on the percentage of work completed as of the effective date of termination in accordance with the fees set forth herein.

5.4 Documents. In the event of termination of this Agreement, all finished or unfinished Documents and Data and other information of any kind prepared by Consultant in its performance of this Agreement shall be delivered to the City within 10 days of delivery of termination notice to Consultant, at no cost to City. Any use of uncompleted documents without specific written authorization from Consultant shall be at City's sole risk and without liability or legal expense to Consultant.

5.5 Other Services. In the event this Agreement is terminated in whole or in part as provided herein, City may procure, upon such terms and in such manner as it may determine appropriate, services similar to those terminated.

6. INSURANCE

6.1 Insurance General. Consultant shall procure and maintain at all times during the term of this Agreement insurance as set forth in Exhibit B ("Insurance Requirements") attached hereto. Proof of insurance shall consist of a Certificate of Insurance provided on IOS-CGL form CG 00 01 11 85 or 88 executed by Consultant's insurer and in a form approved by the City Attorney.

6.2 Time for Compliance. Consultant shall not commence work under this Agreement until it has provided evidence satisfactory to the City that it has secured all insurance required under this section. In addition, Consultant shall not allow any sub-consultant to commence work on any subcontract until it has provided evidence satisfactory to the City that the sub-consultant has secured all insurance required under this section.

7. GENERAL PROVISIONS

7.1 Entire Agreement. This Agreement constitutes the entire agreement between the parties with respect to any matter referenced herein and supersedes any and all other prior writings and oral negotiations. This Agreement may be modified only in writing, and signed by the parties in interest at the time of such modification. The terms of this Agreement shall prevail over any inconsistent provision in any other contract document appurtenant hereto, including exhibits to this Agreement.

7.2 City's Representative. The City hereby designates City Administrator, or his/her designee, to act as its representative in all matters pertaining to the administration and performance of this Agreement ("City's Representative"). The City's Representative shall have the power to act on behalf of the City for review and approval of all products submitted by Consultant, but not the authority to enlarge the Scope of Work or change the total compensation due to Consultant under this Agreement. The City's Representative shall be authorized to act on City's behalf and to execute all necessary documents which enlarge the Scope of Work or change the Consultant's total compensation subject to the provisions contained in Section 3.1 of this Agreement. Consultant shall not accept direction or orders from any person other than the City Administrator, City's Representative or designee.

7.3 Consultant's Representative. Consultant hereby designates Chris Carmichael, or his/her designee, to act as its representative for the performance of this Agreement ("Consultant's Representative"). Consultant's Representative shall have full authority to represent and act on behalf of the Consultant for all purposes under this Agreement. The Consultant's Representative shall supervise and direct the Services, using his/her best skill and attention, and shall be responsible for all means, methods, techniques, sequences, and procedures and for the satisfactory coordination of all portions of the Services under this Agreement.

7.4 Notices. Any notices, documents, correspondence or other communications concerning this Agreement or the work hereunder may be provided by personal delivery, facsimile or mail and shall be addressed as set forth below. Such communication shall be deemed served or delivered: a) at the time of delivery if such communication is sent by personal delivery; b) at the time of transmission if such communication is sent by facsimile; and c) 48 hours after deposit in the U.S. Mail as reflected by the official U.S. postmark if such communication is sent through regular United States mail.

Consultant:
Carmichael Business Technology
Physical: 272 Sierra Manor Road, Suite A
Mail: Post Office Box 8736
Mammoth Lakes, California 93546-8736
Chris Carmichael
chris@mammothit.com
sarah@mammothit.com

City:
City of Bishop
377 West Line Street
Bishop, California 93514
Deston Dishion, City Administrator
ddishion@cityofbishop.com

7.5 Attorneys' Fees. In the event that litigation is brought by any party in connection with this Agreement, the prevailing party shall be entitled to recover from the opposing party all costs and expenses, including reasonable attorneys' fees, incurred by the prevailing party in the exercise of any of its rights or remedies hereunder or the enforcement of any of the terms, conditions, or provisions hereof.

7.6 Governing Law. This Agreement shall be governed by and construed under the laws of the State of California without giving effect to that body of laws pertaining to conflict of laws. In the event of any legal action to enforce or interpret this Agreement, the parties hereto agree that the sole and exclusive venue shall be a court of competent jurisdiction located in Inyo County, California.

7.7 Assignment. Consultant shall not voluntarily or by operation of law assign, transfer, sublet or encumber all or any part of Consultant's interest in this Agreement without City's prior written consent. Any attempted assignment, transfer, subletting or encumbrance shall be void and shall constitute a breach of this Agreement and cause for termination of this Agreement. Regardless of City's consent, no subletting or assignment shall release Consultant of Consultant's obligation to perform all other obligations to be performed by Consultant hereunder for the term of this Agreement. If assignment or transfer is authorized by City, this Agreement shall be binding on the successors and assigns of the parties.

7.8 Indemnification.
7.8.1 *Scope of Indemnity.* To the fullest extent permitted by law, Consultant shall defend, indemnify and hold the City, its directors, officials, officers, employees, volunteers and agents free and harmless from any and all claims, whether they are named or unnamed, demands, causes of action, costs, expenses, liability, loss, damage or injury of any kind, in law or equity, to property or persons, including wrongful death, in any manner arising out of, pertaining to, or incident to any alleged acts, errors or omissions, or willful misconduct of Consultant, its officials, officers, employees, subcontractors, consultants or agents in connection with the performance of the Consultant's Services, the Project or this Agreement, including without limitation the payment of all consequential damages, expert witness fees and attorneys fees and other related costs and expenses. Notwithstanding the foregoing, to the extent Consultant's Services are subject to Civil Code Section 2782.8, the above indemnity shall be limited, to the extent required by Civil Code Section 2782.8, to claims that arise out of, pertain to, or relate to the negligence, recklessness, or willful misconduct of the Consultant. Except for willful misconduct or breach of contract, Consultant's liability shall not exceed the scope of insurance coverage.

7.8.2 *The City's Scope of Indemnity.* To the fullest extent permitted by law, the City shall defend, indemnify and hold Consultant, its directors, officials, officers, employees, volunteers and agents free and harmless from any and all claims, demands, causes of action, costs, expenses, liability, loss, damage or injury of any kind, in law or equity, to property or persons, including wrongful death, in any manner arising out of, pertaining to, or incident to any willful misconduct of the City, its officials, officers, employees, subcontractors, consultants or agents in connection with the Project or this Agreement, including without limitation the payment of all consequential damages, expert witness fees and attorneys fees and other related costs and expenses. Notwithstanding the foregoing, to the extent the City's obligations hereunder are subject to Civil Code Section 2782.8, the above indemnity shall be limited, to the extent required by Civil Code Section 2782.8, to claims that arise out of, pertain to, or relate to the negligence, recklessness, or willful misconduct of the City. Except for willful misconduct or breach of contract, the City's liability shall not exceed the scope of insurance coverage.

7.9 Independent Contractor. Consultant is and shall be acting at all times as an independent contractor and not as an employee of City. Consultant shall have no power to incur any debt, obligation, or liability on behalf of City or otherwise act on behalf of City as an agent. Neither City nor any of its agents shall have control over the conduct of Consultant or any of Consultant's employees, except as set forth in this Agreement. Consultant shall not, at any time, or in any manner, represent that it or any of its or employees are in any manner agents or employees of City. Consultant shall secure, at its sole expense, and be responsible for any and all payment of Income Tax, Social Security, State Disability Insurance Compensation, Unemployment Compensation, and other payroll deductions for Consultant and its officers, agents, and employees, and all business licenses, if any are required, in connection with the services to be performed hereunder. Consultant shall indemnify and hold City harmless from any and all taxes, assessments, penalties, and interest asserted against City by reason of the independent contractor relationship created by this Agreement. Consultant further agrees to indemnify and hold City harmless from any failure of Consultant to comply with the applicable worker's compensation laws. City shall have the right to offset against the amount of any fees due to Consultant under this Agreement any amount due to City from Consultant as a result of Consultant's failure to promptly pay to City any reimbursement or indemnification arising under this paragraph.

7.10 Substitution of Key Personnel. Consultant has represented to City that certain key personnel will perform and coordinate the Services under this Agreement. Should one or more of such personnel become unavailable, Consultant may substitute other personnel of at least equal competence upon written approval of City. In the event that City and Consultant cannot agree as to the substitution of key personnel, City shall be entitled to terminate this Agreement for cause. As discussed below, any personnel who fail or refuse to perform the Services in a manner acceptable to the City, or who are determined by the City to be uncooperative, incompetent, a threat to the adequate or timely completion of the Project or a threat to the safety of persons or property, shall be promptly removed from the Project by the Consultant at the request of the City.

7.11 Coordination of Services. Consultant agrees to work closely with City staff in the performance of Services and shall be available to City's staff, consultants and other staff at all reasonable times.

7.12 Standard of Care; Performance of Employees. Consultant shall perform all Services under this Agreement in a skillful and competent manner, consistent with the standards generally recognized as being employed by professionals in the same discipline in the State of California. Consultant represents and maintains that it is skilled in the professional calling necessary to perform the Services. Consultant warrants that all employees and sub-consultants shall have sufficient skill and experience to perform the Services assigned to them. Finally, Consultant represents that it, its employees and sub-consultants have all licenses, permits, qualifications and approvals of whatever nature that are legally required to perform the Services, and that such licenses and approvals shall be maintained throughout the term of this Agreement. As provided for in the indemnification provisions of this Agreement, Consultant shall perform, at its own cost and expense and without reimbursement from the City, any services necessary to correct errors or omissions which are caused by the Consultant's failure to comply with the standard of care provided for herein. Any employee of the Consultant or its sub-consultants who is determined by the City to be uncooperative, incompetent, a threat to the adequate or timely completion of the Project, a threat to the safety of persons or property, or any employee who fails or refuses to perform the Services in a manner acceptable to the City, shall be promptly removed from the Project by the Consultant and shall not be re-employed to perform any of the Services or to work on the Project.

7.13 Laws and Regulations. Consultant shall keep itself fully informed of and in compliance with all local, state and federal laws, rules and regulations in any manner affecting the performance of the Project or the Services, including all Cal/OSHA requirements, and shall give all notices required by law. Consultant shall be liable for all violations of such laws and regulations in connection with Services. If Consultant performs any work knowing it to be contrary to such laws, rules and regulations, Consultant shall be solely responsible for all costs arising therefrom. Consultant shall defend, indemnify and hold City, its officials, directors, officers, employees, agents, and volunteers free and harmless, pursuant to the indemnification provisions of this Agreement, from any claim or liability arising out of any failure or alleged failure to comply with such laws, rules or regulations.

7.14 Safety. Consultant shall execute and maintain its work so as to avoid injury or damage to any person or property. In carrying out its Services, the Consultant shall at all times be in compliance with all applicable local, state and federal laws, rules and regulations, and shall exercise all necessary precautions for the safety of employees appropriate to the nature of the work and the conditions under which the work is to be performed. Safety precautions, where applicable, shall include, but shall not be limited to: (A) adequate life protection and life saving equipment and procedures; (B) instructions in accident prevention for all employees and sub-consultants, such as safe walkways, scaffolds, fall protection ladders, bridges, gang planks, confined space procedures, trenching and shoring, equipment and other safety devices, equipment and wearing apparel as are necessary or lawfully required to prevent accidents or injuries; and (C) adequate facilities for the proper inspection and maintenance of all safety measures.

7.16 Ownership of Materials and Confidentiality.

7.16.1 *Documents and Data; Licensing of Intellectual Property.* All findings, reports, documents, information and data including, but not limited to, computer tapes or

discs, files and tapes furnished or prepared by Consultant or any of its subcontractors in the course of performance of this Agreement, shall be and remain the sole property of City. This Agreement creates a non-exclusive and perpetual license for City to copy, use, modify, reuse, or sublicense any and all copyrights, designs, and other intellectual property embodied in plans, specifications, studies, drawings, estimates, and other documents or works of authorship fixed in any tangible medium of expression, including but not limited to, physical drawings or data magnetically or otherwise recorded on any form of electronic media, which are prepared or caused to be prepared by Consultant under this Agreement ("Documents and Data"). Consultant shall require all sub-consultants to agree in writing that City is granted a non-exclusive and perpetual license for any Documents and Data the sub-consultant prepares under this Agreement. Consultant represents and warrants that Consultant has the legal right to license any and all Documents and Data. Consultant makes no such representation and warranty in regard to Documents and Data which were prepared by design professionals other than Consultant or provided to Consultant by the City. City shall not be limited in any way in its use of the Documents and Data at any time, provided that any such use not within the purposes intended by this Agreement shall be at City's sole risk. The foregoing provisions are subject and subordinate to existing intellectual property rights of any third parties, including without limitation, software manufacturers and licensors.

7.16.2 *Confidentiality.* Employees of Consultant in the course of their duties may have access to financial, accounting, statistical, and personnel data of private individuals and employees of City. Consultant covenants that all data, documents, discussion, or other information developed or received by Consultant or provided for performance of this Agreement are deemed confidential and shall not be disclosed by Consultant without written authorization by City. City shall grant such authorization if disclosure is required by law. All City data shall be returned to City upon the termination of this Agreement. Consultant's covenant under this Section shall survive the termination of this Agreement.

7.16.3 *Confidential Information.* The City shall refrain from releasing Consultant's proprietary information ("Proprietary Information") unless the City's legal counsel determines that the release of the Proprietary Information is required by the California Public Records Act or other applicable state or federal law, or order of a court of competent jurisdiction, in which case the City shall notify Consultant of its intention to release Proprietary Information. Consultant shall have 5 working days after receipt of the Release Notice to give City written notice of Consultant's objection to the City's release of Proprietary Information. City shall not release the Proprietary Information after receipt of the Objection Notice unless either: (1) Consultant fails to fully indemnify, defend (with City's choice of legal counsel), and hold City harmless from any legal action brought to compel such release; and/or (2) a final and non-appealable order by a court of competent jurisdiction requires that City release such information.

7.17 Cooperation; Further Acts. The Parties shall fully cooperate with one another, and shall take any additional acts or sign any additional documents as may be necessary, appropriate or convenient to attain the purposes of this Agreement.

In the event any claim or action is brought against City relating to Consultant's performance or services rendered under this Agreement, Consultant shall render any

reasonable assistance and cooperation which City might require.

7.18 Time of Essence. Time is of the essence for each and every provision of this Agreement.

7.19 City's Right to Employ Other Consultants. City reserves the right to employ other consultants in connection with this Project provided however, such other consultants do not unreasonably interfere with the performance by, or benefits to, Consultant pursuant to this Agreement.

7.20 Construction; References; Captions. Since the Parties or their agents have participated fully in the preparation of this Agreement, the language of this Agreement shall be construed simply, according to its fair meaning, and not strictly for or against any Party. In the event an ambiguity or question of intent or interpretation arises with respect to this Agreement, this Agreement shall be construed as if drafted jointly by the parties and in accordance with its fair meaning. There shall be no presumption or burden of proof favoring or disfavoring any party by virtue of the authorship of any of the provisions of this Agreement. Any term referencing time, days or period for performance shall be deemed calendar days and not work days. All references to Consultant include all personnel, employees, agents, and sub-consultants of Consultant, except as otherwise specified in this Agreement. All references to City include its elected officials, officers, employees, agents, and volunteers except as otherwise specified in this Agreement. The captions of the various articles and paragraphs are for convenience and ease of reference only, and do not define, limit, augment, or describe the scope, content, or intent of this Agreement.

7.21 Amendment; Modification. No supplement, modification, or amendment of this Agreement shall be binding unless executed in writing and signed by both Parties.

7.22 Waiver. The delay or failure of either party at any time to require performance or compliance by the other of any of its obligations or agreements shall in no way be deemed a waiver of those rights to require such performance or compliance. No waiver of any provision of this Agreement shall be effective unless in writing and signed by a duly authorized representative of the party against whom enforcement of a waiver is sought. The waiver of any right or remedy in respect to any occurrence or event shall not be deemed a waiver of any right or remedy in respect to any other occurrence or event, nor shall any waiver constitute a continuing waiver.

7.23 No Third-Party Beneficiaries. This Agreement is entered into for the sole benefit of City and Consultant and no other parties are intended to be direct or incidental beneficiaries of this Agreement and no third party shall have any right in, under or to this Agreement.

7.24 Invalidity; Severability. If any provision of this Agreement is determined by a court of competent jurisdiction to be unenforceable in any circumstance, such determination shall not affect the validity or enforceability of the remaining terms and provisions hereof or of the offending provision in any other circumstance. Notwithstanding the foregoing, if the value of this Agreement, based upon the substantial benefit of the bargain for any party, is materially impaired, which

determination made by the presiding court or arbitrator of competent jurisdiction shall be binding, then both parties agree to substitute such provision(s) through good faith negotiations.

7.25 Prohibited Interests. Consultant maintains and warrants that it has not employed nor retained any company or person, other than a bona fide employee working solely for Consultant, to solicit or secure this Agreement. Further, Consultant warrants that it has not paid nor has it agreed to pay any company or person, other than a bona fide employee working solely for Consultant, any fee, commission, percentage, brokerage fee, gift or other consideration contingent upon or resulting from the award or making of this Agreement. For breach or violation of this warranty, City shall have the right to rescind this Agreement without liability. For the term of this Agreement, no member, officer or employee of City, during the term of his or her service with City, shall have any direct interest in this Agreement, or obtain any present or anticipated material benefit arising therefrom.

7.26 Non-discrimination. In performing this Agreement, Consultant shall not engage in, nor permit its agents to engage in, discrimination in employment of persons because of their race, religion, color, national origin, ancestry, age, physical handicap, medical condition, marital status, sexual gender or sexual orientation, except as permitted pursuant to Section 12940 of the Government Code. Such non-discrimination shall include, but not be limited to, all activities related to initial employment, upgrading, demotion, transfer, recruitment or recruitment advertising, layoff or termination.

7.27 Labor Certification. By its signature hereunder, Consultant certifies that it is aware of the provisions of Section 3700 of the California Labor Code which require every employer to be insured against liability for Worker's Compensation or to undertake self-insurance in accordance with the provisions of that Code, and agrees to comply with such provisions before commencing the performance of the Services.

7.28 Authority to Enter Agreement. Consultant has all requisite power and authority to conduct its business and to execute, deliver, and perform the Agreement. Each Party warrants that the individuals who have signed this Agreement have the legal power, right, and authority to make this Agreement and bind each respective Party.

7.29 Counterparts. This Agreement may be signed in counterparts, each of which shall constitute an original. All counterparts shall be construed together and shall constitute one agreement.

7.30 Subcontracting. Consultant shall not subcontract any portion of the work required by this Agreement, except as expressly stated herein, without prior written approval of City. Subcontracts, if any, shall contain a provision making them subject to all provisions stipulated in this Agreement.

7.31 Public Records Act Disclosure. Consultant has been advised and is aware that this Agreement and all reports, documents, information and data, including, but not limited to, computer tapes, discs or files furnished or prepared by Consultant, or any of its subcontractors, pursuant to this Agreement and provided to City may be subject to public disclosure as required by the California Public Records Act (California

Government Code Section 6250 et seq.). Exceptions to public disclosure may be those documents or information that qualify as trade secrets, as that term is defined in the California Government Code Section 6254.7, and of which Consultant informs City of such trade secret. The City will endeavor to maintain as confidential all information obtained by it that is designated as a trade secret. The City shall not, in any way, be liable or responsible for the disclosure of any trade secret including, without limitation, those records so marked if disclosure is deemed to be required by law or by order of the Court.

7.32 Conflict of Interest. Consultant and its officers, employees, associates and sub-consultants, if any, will comply with all conflict of interest statutes of the State of California applicable to Consultant's services under this agreement, including, but not limited to, the Political Reform Act (Government Code Sections 81000, et seq.) and Government Code Section 1090. During the term of this Agreement, Consultant and its officers, employees, associates and sub-consultants shall not, without the prior written approval of the City Representative, perform work for another person or entity for whom Consultant is not currently performing work that would require Consultant or one of its officers, employees, associates or sub-consultants to abstain from a decision under this Agreement pursuant to a conflict of interest statute.

7.33 Responsibility for Errors. Consultant shall be responsible for its work and results under this Agreement. Consultant, when requested, shall furnish clarification and/or explanation as may be required by the City's representative, regarding any services rendered under this Agreement at no additional cost to City. In the event that an error or omission attributable to Consultant occurs, then Consultant shall, at no cost to City, provide all necessary design drawings, estimates and other Consultant professional services necessary to rectify and correct the matter to the sole satisfaction of City and to participate in any meeting required with regard to the correction.

7.34 Prohibited Employment. Consultant will not knowingly employ any regular employee of City while this Agreement is in effect.

7.35 Order of Precedence. In the event of an inconsistency in this Agreement and any of the attachments, the terms set forth in this Agreement shall prevail. If, and to the extent this Agreement incorporates by reference any provision of any document, such provision shall be deemed a part of this Agreement. Nevertheless, if there is any conflict among the terms and conditions of this Agreement and those of any such provision or provisions so incorporated by reference, this Agreement shall govern over the document referenced.

7.36 Costs. Each party shall bear its own costs and fees incurred in the preparation and negotiation of this Agreement and in the performance of its obligations hereunder except as expressly provided herein.

7.37 PERS Eligibility Indemnification. In the event that Consultant or any employee, agent, or subcontractor of Consultant providing services under this Agreement claims or is determined by a court of competent jurisdiction or the California Public Employees Retirement System (PERS) to be eligible for enrollment in PERS as an employee of the City, Consultant shall indemnify, defend, and hold harmless City for the payment of any

employee and/or employer contributions for PERS benefits on behalf of Consultant or its employees, agents, or subcontractors, as well as for the payment of any penalties and interest on such contributions, which would otherwise be the responsibility of City.

Notwithstanding any other agency, state or federal policy, rule, regulation, law or ordinance to the contrary, Consultant and any of its employees, agents, and subcontractors providing service under this Agreement shall not qualify for or become entitled to, and hereby agree to waive any claims to, any compensation, benefit, or any incident of employment by City, including but not limited to eligibility to enroll in PERS as an employee of City and entitlement to any contribution to be paid by City for employer contribution and/or employee contributions for PERS benefits.

7.38 Benefits. Consultant will not be eligible for any paid benefits for federal, social security, state workers' compensation, unemployment insurance, professional insurance, medical/dental, California Public Employees Retirement System ("PERS") or fringe benefits offered by the City.

7.39 Release of Information. Consultant shall not make public information releases or otherwise publish information obtained or produced by it as a result of, or in connection with, the performance of services under this Agreement without the prior written authorization from the City Representative.

7.40 Political Activity/Lobbying Certification. Consultant may not conduct any activity, including any payment to any person, officer, or employee of any governmental agency or body or member of Congress in connection with the awarding of any federal contract, grant, loan, intended to influence legislation, administrative rulemaking or the election of candidates for public office during time compensated under the representation that such activity is being performed as a part of this Agreement.

7.41 Licenses, Permits, and Fees. Consultant shall obtain a City of Bishop Business License and any and all other permits and licenses required for the services to be performed under this Agreement.

7.42 Taxpayer Identification Number. Consultant shall provide City with a complete Request for Taxpayer Identification Number and Certification, Form W 9, as issued by the Internal Revenue Service.

7.43 Change in Name, Ownership or Control. Consultant shall notify the City Representative, in writing, of any change in name, ownership or control of Consultant. Change of ownership or control of Consultant may require an amendment to the Agreement.

7.44 Covenants and Conditions. Each term and each provision of this Agreement to be performed by Consultant shall be construed to be both a covenant and a condition.

7.45 Use of City's Name. Consultant shall not publish or use any advertising, sales promotion, or publicity in matters relating to services, equipment, products, reports, and material furnished by Consultant in which City's name is used, or its identity implied

without the City Representative's prior written approval.

IN WITNESS WHEREOF, the parties hereto have caused this Agreement to be executed by and through their respective authorized officers, as of the date first above written.

CITY OF BISHOP

By: _____ Date: 6/29/23
Deston Dishion, City Administrator

CONSULTANT

By: _____ Date: 6/28/23
Chris Carmichael

20183839
Taxpayer Identification Number

APPROVED AS TO FORM

By: _____
Dean J. Pucci, City Attorney

Exhibit A
Scope of Services and Fees

IT Support Scope of Services and Terms

Carmichael Technology Management group is responsible for helping to manage the various aspects of technology in the city, including, but not limited to:
The day-to-day support and maintenance of all systems which are currently in use by the City, and any additional systems that may be added in the future. This includes trouble ticket creation and resolution, general IT expertise and advice regarding the City of Bishop IT systems.

Work Items Included:

1. Troubleshoot, diagnose, and resolve routine and advanced hardware, software, network, and peripheral problems.
2. Provide reliable, prompt, year-round, daily support for the district.
3. Deliver support via remote control to all campuses and provide regular onsite visits.
4. Manage vendor relationships for all software and hardware purchases including receipt, set up and returns as necessary.
5. Identify trends in trouble tickets and recommend/implement appropriate fixes to reduce the amount and turnaround time on those call types.
6. Prepare documentation and provide one on one or group training as required to facilitate the accomplishment of City of Bishop staff goals.
7. Manage internal and vendor led hardware and software installations upgrades and projects.
8. Define and recommend appropriate software configurations and standards.
9. Develop and document systems to track hardware, software, and peripheral purchases.
10. Negotiate and define necessary vendor support and licensing agreements

11. **Carmichael Business Technology Preventative Maintenance –**

    a. An automated system created by Carmichael Business Technology. It utilizes a combination of monitors with auto correction, best of breed software packages, and industry standard system settings to provide a stable, efficient, and secure network.
    b. It is designed to reduce the need for onsite visits as much as possible.
    c. Carmichael Business Technology Preventative Maintenance is provided for all computers and servers.
    d. **Onsite backup –** Backups are done daily to onsite drive sources for complete backups.
    e. **Cloud backup** – Secondary Backup to our cloud servers.
    f. **Remote Access** - Remote access to computers over internet.

g. **Disaster Recovery Software -** Using our software allows the consultant to take your broken machine and set up a new machine with different hardware.
h. **Anti-Virus -** All computers on this system have their antivirus software continually updated and monitored by us. The cost for antivirus is included in the monthly fee.
i. **Anti-Spyware –** Spyware protection is provided.
j. **Anti-Malware -** Scans and cleans Malware daily.
k. **Third Party Application Updates -** Application such as Adobe Flash, Adobe Reader, Java, etc. are kept up to date on a weekly basis.
l. **Daily System Clean -** Our software will clean your temporary files, unneeded remnants and various other items which slow down your system.
m. **Microsoft Patches and Security Updates -** Your system is guaranteed to always have the latest Microsoft patches and security updates to keep it secure and reliable.
n. **Easy Remote Control -** We can access your machine no matter where you are without you having to initiate a connection to us. You can turn this on and off as you require.
o. **Automated Problem Resolution -** Many common problems will be auto-resolved by our software without you knowing there was even a problem.
p. **Monitoring -** Vital system statistics, hard drive space processor and memory load, failing applications, backup failures, and others as requested.
q. **Monthly/Weekly Reports -** Full reporting is available on what we are doing to help your system run smoothly.
r. Reports can be generated on a regular basis for backup, inventory, system stability, error correction, and auto fixes and are available upon request.
s. All Information Technology (IT) labor necessary to keep the City of Bishop IT systems running smoothly without errors, even in the event of a catastrophic failure.

Fees and Payment:

1. IT Support: $4,240/month for 67 workstations and 2 servers as shown on attached list of CBT supported computers.

Term:

1. Agreement renews annually on July 1st.
2. Cancellation of the agreement would require 30 days written notice prior to renewal date.

Work items not included:

1. This agreement does not cover hardware, software or licensing purchased outside of the scope of this document.
2. Upgrades and projects with labor more than $2,120. To be billed at a 20% discount off our normal hourly rates.

Exhibit B
Insurance Requirements

Without limiting Consultant's indemnification of Agency, and prior to commencement of work and/or services under this Agreement, Consultant shall obtain, provide, and maintain at its own expense during the term of this Agreement, policies of insurance of the type and amounts described below and in a form satisfactory to Agency.

General liability insurance. Consultant shall maintain commercial general liability insurance with coverage at least as broad as Insurance Services Office form CG 00 01, in an amount not less than $1,000,000 per occurrence, $2,000,000 general aggregate, for bodily injury, personal injury, and property damage. The policy must include contractual liability that has not been amended. Any endorsement restricting standard ISO "insured contract" language will not be accepted.

Automobile liability insurance. Consultant shall maintain automobile insurance at least as broad as Insurance Services Office form CA 00 01 covering bodily injury and property damage for all activities of the Consultant arising out of or in connection with Work to be performed under this Agreement, including coverage for any owned, hired, non-owned, or rented vehicles, in an amount not less than 1,000,000 combined single limit for each accident.

Professional liability (errors & omissions) insurance. Consultant shall maintain professional liability insurance that covers the Services to be performed in connection with this Agreement, in the minimum amount of $1,000,000 per claim and $2,000,000 in the aggregate. Any policy inception date, continuity date, or retroactive date must be before the effective date of this agreement and Consultant agrees to maintain continuous coverage through a period no less than three years after completion of the services required by this agreement.

Workers' compensation insurance. Consultant shall maintain Workers' Compensation Insurance (statutory limits) and Employer's Liability insurance (with limits of at least $1,000,000).

Consultant shall submit to Agency, along with the certificate of insurance, a Waiver of Subrogation endorsement in favor of Agency, its officers, agents, employees, and volunteers.

Cyber security and privacy liability. Consultant shall procure and maintain insurance with limits of $1,000,000 per occurrence/loss, $2,000,000 general aggregate, which shall include the following coverage:

a. Liability arising from the theft, dissemination and/or use of confidential or personally identifiable information; including but not limited to personally identifiable information (PII), protected health information (PHI), security codes, access codes, passwords, etc.

b. Network security liability arising from the unauthorized use of, access to, or tampering with computer systems, including hacker or denial of service attacks.

c. Liability arising from introducing a computer virus into or otherwise causing damage to vendor (first-party) or customer's (third party) computer, computer system, network, or similarly related property and the data, software, and programs.

d. Liability arising from professional misconduct or lack of the requisite skill required for performing services defined in the contract or agreement.

e. Costs associated with restoring, updating, or replacing data.

f. Costs associated with a privacy breach, including notification costs, customer support, forensics, crises management, public relations consulting, legal services of a privacy attorney, credit monitoring, and identity fraud resolution services for affected individuals.

If coverage is maintained on a claims-made basis, consultant shall maintain such coverage for an additional three (3) years following termination of the contract.

Cyber technology errors and omissions. Consultant shall procure and maintain insurance with limits of $1,000,000 per occurrence/loss, $2,000,000 general aggregate, which shall include the following coverage:

a. Liability arising from the unauthorized release of information for which an entity has the legal obligation to keep private, such as personally identifiable information (PII) and protected health information(PHI).

b. Network security liability arising from the unauthorized use of, access to, or tampering with computer systems, including hacker or denial of service attacks.

c. Liability arising from the failure of technology products (software and hardware) required under the contract for Consultant to properly perform the intended services.

d. Claims alleging the failure of computer security that result in the transmission of malicious code, deletion, destruction or alteration of data, or the denial of service.

e. Electronic Media Liability arising from personal injury, plagiarism or misappropriation of ideas, domain name infringement or improper deep-linking or framing, and infringement or violation of intellectual property rights.

f. Liability arising from the rendering, or failure to render, professional services.

g. Defense costs in regulatory proceedings (state and federal) involving a violation of privacy laws or intellectual property rights.

h. Crisis management and other expert services.

If coverage is maintained on a claims-made basis, the Consultant shall maintain such coverage for an additional three (3) years following termination of the contract.

Other provisions or requirements

Proof of insurance. Consultant shall provide certificates of insurance and required endorsements to Agency as evidence of the insurance coverage required herein. Insurance certificates and endorsements must be approved by Agency's Risk Manager

prior to commencement of performance. Current certification of insurance shall be kept on file with Agency for the contract period and any additional length of time required thereafter. Agency reserves the right to require complete, certified copies of all required insurance policies, at any time.

Duration of coverage. Consultant shall procure and maintain for the contract period, and any additional length of time required thereafter, insurance against claims for injuries to persons or damages to property, or financial loss which may arise from or in connection with the performance of the Work hereunder by Consultant, their agents, representatives, employees, or subconsultants.

Primary/noncontributing. Coverage provided by Consultant shall be primary and any insurance or self-insurance procured or maintained by Agency shall not be required to contribute with it. The limits of insurance required herein may be satisfied by a combination of primary and umbrella or excess insurance. Any umbrella or excess insurance shall contain or be endorsed to contain a provision that such coverage shall also apply on a primary and non-contributory basis for the benefit of Agency before the Agency's own insurance or self-insurance shall be called upon to protect it as a named insured.

Agency's rights of enforcement. In the event any policy of insurance required under this Agreement does not comply with these specifications or is canceled and not replaced, Agency has the right but not the duty to obtain the insurance it deems necessary, and any premium paid by Agency will be promptly reimbursed by Consultant or Agency will withhold amounts sufficient to pay premium from Consultant payments. In the alternative, Agency may cancel this Agreement.

Acceptable insurers. All insurance policies shall be issued by an insurance company currently authorized by the Insurance Commissioner to transact business of insurance or is on the List of Approved Surplus Line Insurers in the State of California, with an assigned policyholders' Rating of A- (or higher) and Financial Size Category Class VII (or larger) in accordance with the latest edition of Best's Key Rating Guide, unless otherwise approved by the Agency's Risk Manager.

Waiver of subrogation. All insurance coverage maintained or procured pursuant to this agreement shall be endorsed to waive subrogation against Agency, its elected or appointed officers, agents, officials, employees, and volunteers or shall specifically allow Consultant or others providing insurance evidence in compliance with these specifications to waive their right of recovery prior to a loss. Consultant hereby waives its own right of recovery against Agency and shall require similar written express waivers and insurance clauses from each of its subconsultants.

Enforcement of contract provisions (non estoppel). Consultant acknowledges and agrees that any actual or alleged failure on the part of the Agency to inform Consultant of non-compliance with any requirement imposes no additional obligations on the Agency nor does it waive any rights hereunder.

Requirements not limiting. Requirements of specific coverage features or limits contained in this Section are not intended as a limitation on coverage, limits or other

requirements, or a waiver of any coverage normally provided by any insurance. Specific reference to a given coverage feature is for purposes of clarification only as it pertains to a given issue and is not intended by any party or insured to be all inclusive, or to the exclusion of other coverage, or a waiver of any type. If the Consultant maintains higher limits than the minimums shown above, the Agency requires and shall be entitled to coverage for the higher limits maintained by the Consultant. Any available insurance proceeds in excess of the specified minimum limits of insurance and coverage shall be available to the Agency.

Notice of cancellation. Consultant agrees to oblige its insurance agent or broker and insurers to provide the Agency with a thirty (30) day notice of cancellation (except for nonpayment for which a ten (10) day notice is required) or nonrenewal of coverage for each required coverage. If any of the Consultant's insurers are unwilling to provide such notice, then Consultant shall have the responsibility of notifying the Agency immediately in the event of Consultant's failure to renew any of the required insurance coverages, or insurer's cancellation or non-renewal.

Additional insured status. General liability, automobile liability, and umbrella/excess liability insurance policies shall provide or be endorsed to provide that Agency and its officers, officials, employees, agents, and volunteers shall be additional insureds under such policies.

Prohibition of undisclosed coverage limitations. None of the coverages required herein will be in compliance with these requirements if they include any limiting endorsement of any kind that has not been first submitted to Agency and approved of in writing.

Separation of insureds. A severability of interests provision must apply for all additional insureds ensuring that Consultant's insurance shall apply separately to each insured against whom claim is made or suit is brought, except with respect to the insurer's limits of liability. The policy(ies) shall not contain any cross-liability exclusions.

Pass through clause. Consultant agrees to ensure that its subconsultants, subcontractors, and any other party who is brought onto or involved in the project/service by Consultant (hereinafter collectively "Subcontractor"), provide the same minimum insurance coverage and endorsements required of Consultant under this Agreement. Consultant agrees to monitor and review all such coverage and assumes all responsibility for ensuring that such coverage is provided in conformity with the requirements of this section. However, in the event Consultant's Subcontractor cannot comply with this requirement, which proof must be submitted to the Agency, Consultant may still be able to utilize the Subcontractor provided Consultant shall be required to ensure that its Subcontractor provide and maintain insurance coverage and endorsements sufficient to the specific risk of exposure involved with Subcontractor's scope of work and services, with limits less than required of the Consultant, but in all other terms consistent with the Consultant's requirements under this Agreement. This provision does not relieve the Consultant of its contractual obligations under the Agreement and/or limit its liability to the amount of insurance coverage provided by its subcontractors. This provision is intended solely to provide Consultant with the ability to utilize a Subcontractor who may be otherwise qualified to perform the work or services

but may not carry the same insurance limits as required of the Consultant under this Agreement given the limited scope of work or services provided by the subcontractor. Consultant agrees that upon request, all agreements with Subcontractors, and others engaged in the project and/or services, will be submitted to Agency for review.

Agency's right to revise specifications. The Agency reserves the right at any time during the term of the contract to change the amounts and types of insurance required by giving the Consultant ninety (90) days advance written notice of such change. If such change results in substantial additional cost to the Consultant, the Agency and Consultant may renegotiate Consultant's compensation.

Self-insured retentions. Any self-insured retentions must be declared to and approved by Agency. Agency reserves the right to require that self-insured retentions be eliminated, lowered, or replaced by a deductible, or require proof of ability to pay losses and related investigations, claim administration, and defense expenses within the retention through confirmation from the underwriter.

Timely notice of claims. Consultant shall give Agency prompt and timely notice of claims made or suits instituted that arise out of or result from Consultant's performance under this Agreement, and that involve or may involve coverage under any of the required liability policies.

Additional insurance. Consultant shall also procure and maintain, at its own cost and expense, any additional kinds of insurance, which in its own judgment may be necessary for its proper protection and prosecution of the work.

CBT
TECHNOLOGY MANAGEMENT GROUP

WWW.CBTMammoth.com

June 15, 2026

City Council
Attn: Robin Picken
City of Bishop
377 W. Line Street
Bishop, CA 93514

To the City of Bishop City Council,

This letter is to officially request that the current Information Technology (IT) Support Services agreement that was entered into on July 1, 2023 between the City of Bishop and Carmichael Business Technology (CBT) be extended for an additional one-year period from July 1, 2026 to June 30, 2027.

We value our relationship with the City and hope to extend this agreement again next year. Thank you.

Sincerely,

Sarah Carmichael
CBT Inc.

Agenda Item: 9.H
Date of Meeting: June 22, 2026
Department: Administration

STAFF REPORT

To:	City Council
From:	Pam Foster
Subject:	**Approval of Letter of Support for Assembly Bill 1560 – Prohibiting Individuals with Public Corruption Charges from Lobbying**
Prepared On:	June 16, 2026
Attachments:	Letter of Support - AB 1560

Background/History:
Assemblyman David Tangipa's legislative package includes AB1560 which strengthens California's laws addressing public corruption in the political process by prohibiting individuals convicted of a crime of public corruption from serving as a lobbyist for 12 years following that conviction. The Assemblyman has asked for the City of Bishop's support of this bill.

Analysis/Discussion:
The proposed letter of support is written to Scott Wiener, Chair of the Senate Elections and Constitutional Amendments Committee. It outlines why the City of Bishop supports this reform.

Impacts to Council Goals and Strategic Planning Priorities:
None.

Budget Impacts:
None.

Legal Review:
None.

Recommended Action:
Approve the of Letter of Support for Assembly Bill 1560 – Prohibiting Individuals with Public Corruption Charges from Lobbying and authorize the Mayor to sign.

Approved By: Pam Foster 6/16/2026
Approved By:
Approved By:
Approved By:

CITY OF BISHOP

377 West Line Street – Bishop, CA 93514
P.O. Box 1236 – Bishop, CA 93515
City Hall (760) 873-5863 – Fax (760) 873-4873

June 22, 2026

The Honorable Scott Wiener, Chair
Senate Elections and Constitutional Amendments Committee
1020 N. Street, Suite 533
Sacramento, CA 95814

Re: Support for AB 1560 – Prohibiting Individuals with Public Corruption Charges from Lobbying

Dear Chair Wiener,

The City of Bishop is writing to express our support for AB 1560, a bill that would prohibit anyone charged with public corruption from becoming a registered lobbyist in California. Over the years, our state has seen several high-profile cases in which individuals found guilty of public corruption-related charges continue working in an industry where public trust is essential. Allowing those facing such serious charges to lobby only encourages the problem. California cannot afford to let individuals with a record of unethical behavior influence policy and shape decisions that affect all Californians.

AB 1560 is a straightforward, common-sense reform that protects the integrity of our government. By keeping those facing corruption charges out of the lobbying process, this bill will help restore public trust, promote fairness, and ensure that decisions are guided by the public interest rather than by what benefits individuals with questionable morals.

Passing AB 1560 is a critical step toward a more transparent and accountable government. California deserves a lobbying system that reflects our values, not one that rewards misconduct.

Sincerely,

Stephen Muchovej
Mayor

Agenda Item: 9.I
Date of Meeting: June 22, 2026
Department: Administration

STAFF REPORT

To:	City Council
From:	Pam Foster
Subject:	**Approval of a letter of support for JMT Wilderness Conservancy Reds Meadow Valley Restoration Project Grant Application to the Wildlife Conservation Board**
Prepared On:	June 16, 2026
Attachments:	Letter of Support - Wildlife Conservation Board

Background/History:
The JMT Wilderness Committee has requested a letter of support for their grant application to restore, through active restoration techniques, two large meadows and 6 campgrounds situated in Reds Meadow Valley west of Mammoth Lakes.

Analysis/Discussion:
The WCB Grant process requires Support Letters from the surrounding communities and nonprofits. Bishop would be joining Inyo County, the Town of Mammoth Lakes, Trout Unlimited, American Rivers, the California Branch of the Nature Conservancy, Sierra Meadows Partnership, Yosemite Conservancy and others, in providing that support.

Impacts to Council Goals and Strategic Planning Priorities:
None.

Budget Impacts:
None.

Legal Review:
None.

Recommended Action:
Approve a letter of support JMT Wilderness Conservancy Reds Meadow Valley Restoration Project Grant Application to the Wildlife Conservation Board and authorize the Mayor to sign.

Approved By: Pam Foster 6/16/2026
Approved By:
Approved By:
Approved By:

CITY OF BISHOP

377 West Line Street – Bishop, CA 93514
P.O. Box 1236 – Bishop, CA 93515
City Hall (760) 873-5863 – Fax (760) 873-4873

June 22, 2026

Wildlife Conservation Board
Charlton "Chuck" Bonham, WCB Chairman
Dr. Jennifer Norris, WCB Executive Director
P.O. Box 944209
Sacramento, CA 94244-2090

RE: JMT Wilderness Conservancy Reds Meadow Valley Restoration Project—
2026 WCB Implementation Grant Application

Dear Mr. Bonham and Dr. Norris:

The City of Bishop supports the above-referenced Wildlife Conservation Board (WCB) grant application submitted by the JMT Wilderness Conservancy (JMT Wild) and urge your approval. This grant will fund restoration of the meadow eco-systems and riparian corridor along 6 miles of the Middle Fork of the San Joaquin River adjacent to the John Muir Trail (JMT). The area is in Reds Meadow Valley (RMV) west of the Town of Mammoth Lakes and is a prime recreational access point for the Sierra Nevada.

The San Joaquin is one of the critical river ways in California, the longest and most biodiverse. With its three forks, the Middle Fork that moves through Reds Meadow Valley is supplied from the headwaters in the Ansel Adams Wilderness bordered by the Ritter Range and highlighted by Thousand Island Lake. This region is not only vital as a natural resource for the State but is also a source of prime wilderness recreation.

We understand that the project will employ Low-Tech Process-Based Restoration (LTPBR) techniques to focus on restoring the important and sensitive meadows and riparian areas within RMV. In addition to internal and peripheral restoration, its six public campgrounds will also be reorganized to re-locate campsites out of meadows and riparian areas to more durable terrain which is able to sustain recreation within these sensitive environments.

High elevation meadows and riparian terrain such as those within RMV are especially important, as they retain water and sustain year-round flows to California's great rivers, improve water quality, store carbon, and are biodiversity hotspots. Restored wet meadows also serve as natural firebreaks and support overall forest health.

The City of Bishop strongly supports such restoration projects and respectfully asks for your approval of the WCB Implementation Grant application submitted by JMT Wilderness Conservancy.

Sincerely,

Stephen Muchovej
Mayor

Agenda Item: 10.A
Date of Meeting: June 22, 2026
Department: Planning

STAFF REPORT

To:	City Council
From:	Ana Budnyk
Subject:	**Public Hearing and Resolution Amending the Permanent Local Housing Allocation (PLHA) Program Reuse Plan**
Prepared On:	June 18, 2026
Attachments:	Resolution - Amending the PLHA Program Reuse Plan 2026 06 22

Background/History:

The City of Bishop receives annual funding through the State of California's Permanent Local Housing Allocation (PLHA) Program established under Senate Bill 2. The PLHA Program provides a permanent source of funding to local governments for housing-related activities that address local housing needs.

The City's currently adopted PLHA Reuse Plan identifies Activity (2): The predevelopment, development, acquisition, rehabilitation, and preservation of affordable rental and ownership housing, including Accessory Dwelling Units (ADUs), serving households earning up to 120 percent of Area Median Income (AMI). While this activity remains eligible and available for future use, staff has identified a need to expand the City's PLHA Reuse Plan to include additional eligible activities authorized by State PLHA Guidelines.

The proposed amendment would add Activity (9): Homeownership Opportunities, including but not limited to Down Payment Assistance Programs. This amendment does not eliminate or modify Activity (2); rather, it provides the City with an additional implementation option for future PLHA funding.

Analysis/Discussion:

The proposed amendment is intended to increase the City's flexibility in utilizing PLHA funds and to better address local housing needs. Staff believes that adding Activity (9) offers several advantages:

• Expands opportunities for first-time and moderate-income homebuyers to purchase homes within the City.

• Supports households earning up to 120 percent of Area Median Income, consistent with the

income levels already identified in the City's PLHA program activities.

• Provides a more direct and efficient means of assisting local households when compared to development-oriented housing projects that may require lengthy timelines, environmental review, construction oversight, and complex affordability monitoring.

• Reduces administrative burden on both the City and project participants by allowing PLHA funds to be administered through a targeted down payment assistance program.

• Creates an additional tool to address housing affordability challenges while promoting long-term housing stability and wealth-building opportunities for local residents.

Impacts to Council Goals and Strategic Planning Priorities:
This change would support Strategic Plan Goal 2.1 - Address the shortage of affordable housing.

Budget Impacts:
None.

Legal Review:
City Attorney Pucci has reviewed this item and finds it complies with the law.

Recommended Action:
Conduct a public hearing and adopt a resolution, by title only, amending the City's Permanent Local Housing Allocation (PLHA) Reuse Plan to add Activity (9) – Homeownership Opportunities, including but not limited to Down Payment Assistance Programs.

Approved By: Robin Picken 6/18/2026
Approved By: Dean Pucci 6/18/2026
Approved By: Pam Foster 6/18/2026
Approved By:

RESOLUTION NO. 2026-____

A RESOLUTION OF THE CITY COUNCIL OF THE CITY OF BISHOP, STATE OF CALIFORNIA, AUTHORIZING THE APPLICATION AND AMENDING THE PERMANENT LOCAL HOUSING ALLOCATION (PLHA) PLAN FOR THE PERMANENT LOCAL HOUSING ALLOCATION PROGRAM

WHEREAS, the Department of Housing and Community Development is authorized to provide up to $296 million under the SB 2 Permanent Local Housing Allocation Program Formula Component from the Building Homes and Jobs Trust Fund for assistance to Cities and Counties (as described in Health and Safety Code section 50470 et seq.(Chapter 364, Statutes of 2017 (SB 2)); and

WHEREAS, the State of California (the "State"), Department of Housing and Community Development ("Department") issued a Notice of Funding Availability ("NOFA") dated 10/15/2024 under the Permanent Local Housing Allocation (PLHA) Program; and

WHEREAS, the City of Bishop is an eligible Local government who has applied for program funds to administer one or more eligible activities, or a Local or Regional Housing Trust Fund to whom an eligible Local government delegated its PLHA formula allocation; and

WHEREAS, the Department may approve funding allocations for PLHA Program, subject to the terms and conditions of the Guidelines, NOFA, Program requirements, the Standard Agreement, and other contracts between the Department and PLHA grant recipients.

NOW, THEREFORE, BE IT RESOLVED by the City Council of the City of Bishop as follows:

1. If Applicant receives a grant of PLHA funds from the Department pursuant to the above referenced PLHA NOFA, it represents and certifies that it will use all such funds in a manner consistent and in compliance with all applicable state and federal statutes, rules, regulations, and laws, including without limitation all rules and laws regarding the PLHA Program, as well as any and all contracts Applicant may have with the Department.

2. Applicant is hereby authorized and directed to receive a PLHA grant, in an amount not to exceed the five-year estimate of the PLHA formula allocations, as stated in Appendix B of the current NOFA for the City of Bishop in accordance with all applicable rules and laws.

3. Applicant hereby agrees to use the PLHA funds for eligible activities as approved by the Department and in accordance with all Program requirements, Guidelines, other

rules, and laws, as well as in a manner consistent and in compliance with the Standard Agreement and other contracts between the Applicant and the Department.

4. Pursuant to Sections 302(c)(4) and 302(c)(5) of the Guidelines, Applicant's PLHA Plan Amendment for the 2020-2023 Allocations is attached to this resolution, and Applicant hereby adopts this PLHA Plan Amendment and certifies compliance with all public notice, public comment, and public hearing requirements in accordance with the Guidelines.

5. Pursuant to Applicant's certification in this resolution, the PLHA funds will be expended only for eligible Activities and consistent with all program requirements.

6. Applicant certifies that, if funds are used for the acquisition, construction or rehabilitation of for-sale housing projects or units within for-sale housing projects, the grantee shall record a deed restriction against the property that will ensure compliance with one of the requirements stated in Guidelines Section 302(c)(6)(A), (B) and (C).

7. Applicant certifies that, if funds are used for the development of an Affordable Rental Housing Development, the Local government shall make PLHA assistance in the form of a low-interest, deferred loan to the Sponsor of the Project, and such loan shall be evidenced through a Promissory Note secured by a Deed of Trust and a Regulatory Agreement shall restrict occupancy and rents in accordance with a Local government-approved underwriting of the Project for a term of at least 55 years.

8. Applicant shall be subject to the terms and conditions as specified in the Standard Agreement, the PLHA Program Guidelines and any other applicable SB 2 Guidelines published by the Department.

9. The City Administrator is authorized to execute the PLHA Program Application, the PLHA Standard Agreement and any subsequent amendments or modifications thereto, as well as any other documents which are related to the Program or the PLHA grant awarded to Applicant, as the Department may deem appropriate.

10. The City Council of the City of Bishop hereby consents to, adopts, and ratifies this resolution.

11. Effective Date: This Resolution shall take effect immediately upon adoption.

PASSED, APPROVED AND ADOPTED this 22nd day of June 2026.

_____
Stephen Muchovej, Mayor

ATTEST: _____
Robin Picken, City Clerk

PLHA Formula - Amendment for years 2021, 2022, 2023

Rev. M.10/28/24

Eligible Applicant Type:	**NonEntitlement**				
Local Government Recipient of PLHA Formula Allocation:			Bishop		
2020 PLHA Formula Allocation Amount:	n/a	2019 Allowable Local Admin (5%):	n/a	Admin requested?	Yes
2021 PLHA Formula Allocation Amount:	n/a	2020 Allowable Local Admin (5%):	n/a	Admin requested?	Yes
2022 PLHA Formula Allocation Amount:	n/a	2021 Allowable Local Admin (5%):	n/a	Admin requested?	Yes
2023 PLHA Formula Allocation Amount:	n/a	2022 Allowable Local Admin (5%):	n/a	Admin requested?	Yes

Instructions: If the Local Government Recipient of the PLHA Formula Allocation delegated its PLHA formula allocation to a Local Housing Trust Fund or to another Local Government, the Applicant (for which information is required below) is the Local Housing Trust Fund or administering Local Government. The PLHA award will be made to the Applicant (upon meeting threshold requirements) and the Applicant is responsible for meeting all program requirements throughout the term of the Standard Agreement.

The 302(c)(4) Plan template worksheet requires first choosing one or more of the Eligible Activities listed below. If "Yes" is clicked, the 302(c)(4) Plan worksheet opens a series of questions about what precise activities are planned. Some specific activities, such as providing downpayment assistance to lower-income households for acquisition of an affordable home, could be included under either Activity 2 or 9. Please only choose one of those Activities; don't list the downpayment assistance under both Activities. **Please note that 40% of each allocation you are requesting to amend with this application MUST be allocated to an activity that supports Homeownership in accordance with the NOFA. Ownership activities are 2,3,4,7,8,9 (activities 2,3,4, & 8 will only count as ownership if the funds will go towards ownership sub activities as opposed to rental housing sub activities including ADU's)**

If the PLHA funds are used for the same Activity but for different Area Median Income (AMI) level, select the highest AMI level the Activity will serve (you can always go lower than what is listed but you may not serve higher than what is listed without completing a plan amendment in the future).

For each year (2021-2023), allocations must equal 100% annually including the allowable administrative costs of up to 5%.

§300 Eligible Applicants

§300(a) and **(b)** Eligible Applicants for the Entitlement and Non-Entitlement formula component described in Section §100(b)(1) and (2) are limited to the metropolitan cities and urban counties allocated a grant for the federal fiscal year 2017 pursuant to the federal CDBG formula specified in 42 USC, Section §5306 and Non-entitlement local governments.

Applicant:	City of Bishop								
Address:	377 West Line St								
City:	Bishop	State:	CA	Zip:	93514	County:	Inyo		
Auth Rep Name:	Pam Foster	Title:	City Administrator	Auth Rep. Email:	pfoster@cityofbishop.ca.gov			Phone:	760-873-5863
Address:	377 West Line St			City:	Bishop	State:	CA	Zip Code:	93514
Contact Name:		Title:		Contact Email:				Contact Phone:	
Address:				City:		State:		Zip Code:	

§300(d) Is Applicant delegated by another Local government to administer on its behalf its formula allocation of program funds?					No
§300(d) If Applicant answered "Yes" above, has the Applicant attached the legally binding agreement required by §300(c) and (d)?			A sample agreement can be found by double clicking on the icon to the right	Document	N/A
File Name:	**Application and/or Adopting the PLHA Plan (2020-2023 Allocations) Reso**	Pursuant to section 302(c)(4) of the Guidelines, Applicant's PLHA Plan for 2020-2023 allocations is attached to this resolution, and Applicant certifies compliance with all public notice, comment, and hearing requirements in accordance with the Guidelines.		Uploaded to HCD?	
File Name:	**Gov TIN**	Provide a signed Gov't TIN Form		Uploaded to HCD?	
File Name:	**Applicant Delegation Agreement**	Legally binding agreement between Delegating and Administering Local Governments (sample provided—just click on icon in row 19, column AH)		Uploaded to HCD?	

§301 Eligible Activities

§301(a) Eligible activities are limited to the following:	**Select below:**
§301(a)(1) The predevelopment, development, acquisition, rehabilitation, and preservation of multifamily, residential live-work, rental housing that is affordable to Extremely low-,Very low-, Low-, or Moderate-income households, including necessary operating subsidies.	
§301(a)(2) The predevelopment, development, acquisition, rehabilitation, and preservation of affordable rental and ownership housing, including Accessory Dwelling Units (ADUs), that meets the needs of a growing workforce earning up to 120 percent of AMI, or 150 percent of AMI in high-cost areas. ADUs shall be available for occupancy for a term of no less than 30 days.	**Yes**
§301(a)(3) Matching portions of funds placed into Local or Regional Housing Trust Funds.	
§301(a)(4) Matching portions of funds available through the Low- and Moderate-Income Housing Asset Fund pursuant to subdivision (d) of HSC Section 34176.	
§301(a)(5) Capitalized Reserves for services connected to the preservation and creation of new permanent supportive housing.	
§301(a)(6) Assisting persons who are experiencing or At-risk of homelessness, including, but not limited to, providing rapid re-housing, rental assistance, supportive/case management services that allow people to obtain and retain housing, operating and capital costs for navigation centers and emergency shelters, and the new construction, rehabilitation, and preservation of permanent and transitional housing.	
§301(a)(7) Accessibility modifications in Lower-income Owner-occupied housing.	
§301(a)(8) Efforts to acquire and rehabilitate foreclosed or vacant homes and apartments.	
§301(a)(9) Homeownership opportunities, including, but not limited to, down payment assistance.	**Yes**

§301(a)(10) Fiscal incentives made by a county to a city within the county to incentivize approval of one or more affordable housing Projects, or matching funds invested by a county in an affordable housing development Project in a city within the county, provided that the city has made an equal or greater investment in the Project. The county fiscal incentives shall be in the form of a grant or low-interest loan to an affordable housing Project. Matching funds investments by both the county and the city also shall be a grant or low-interest deferred loan to the affordable housing Project.	

Agenda Item: 11.A
Date of Meeting: June 22, 2026
Department: Planning

STAFF REPORT

To:	City Council
From:	Robin Picken
Subject:	**Planning Commission - Screening Committee Recommended Appointment**
Prepared On:	June 12, 2026
Attachments:	Statement of Interest from John Loomis

Background/History:
Pursuant to the City Council Standards and Procedures Manual Section 5. Procedures for Appointments to Boards/Commissions/Committees, the City initiated a recruitment process that included:

- Public advertisement of the vacancies
- Direct notification to City Council Members
- Encouragement for both incumbents and new applicants to apply
- Applicants residing within the City limits
- Submission of completed and timely applications to the City Clerk

All appointees must not be current City employees or serving on any other City board, committee, or commission, unless otherwise permitted by statute. The standard term of service for Planning Commissioners is four years, unless filling an unexpired vacancy.

Recruitment & Interview Process

The City received a total of two applications and the Screening Committee conducted interviews with two candidates on Thursday, June 11, 2026.

The Screening Committee was composed of the following individuals:

- Karen Kong, Council Member
- Karen Schwartz, Council Member
- Pam Foster, City Administrator

- Ana Budnyk, Principal Planner

The Screening Committee evaluates candidates based on several factors, including:

- Commitment to public service
- Availability to attend regular and special meetings
- Qualifications and relevant experience
- Attendance record of incumbents (when applicable)

Analysis/Discussion:

After the conclusion of interviews held on Thursday, June 11, 2026, the Screening Committee announced their decision to nominate John Loomis to the City Council to fill the scheduled vacancy on the Planning Commission.

There are three Planning Commissioners whose terms expire in 2026—in January, July, and November. To streamline the interview and appointment process, staff recommends aligning these terms so that all three Commissioners share a single expiration date of **March 25, 2030**.

Impacts to Council Goals and Strategic Planning Priorities:
It is important for the City to appoint an engaged member of the public to serve on the City's Planning Commission.

Planning Commissioners are crucial for shaping a city's future by advising the City Council on land use, recommending updates to zoning codes, reviewing development projects for compliance, holding public hearings, and ensuring growth aligns with community goals and the City's general plan. They act as a public forum, balancing community needs with development, and while they recommend, the final decision often rests with the City Council.

Budget Impacts:
There are no budget impacts. The City has an approved budget to pay each of the five Planning Commissioners $50.00 per calendar month in which a commission meeting is held and attended pursuant to Bishop Municipal Code Section 2.24.040 - Compensation.

Legal Review:
City Attorney Pucci has reviewed this item and finds that the recommended action complies with the law.

Recommended Action:
Council consideration to appoint John Loomis to a four-year term ending March 25, 2030, on the Planning Commission.

Approved By: Ana Budnyk
Approved By: Pam Foster 6/15/2026
Approved By: Ethan Aukee 6/15/2026
Approved By: Dean Pucci 6/15/2026

In the space provided below, summarize briefly why you wish to serve the City of Bishop on a Board or Commission. Include any special qualifications you have which are particularly appropriate to the position for which you are applying. **This is a very important section and must be completed for your application to be given consideration.**

I WISH TO GIVE BACK TO THE CITY OF BISHOP AND BE OF SERVICE TO HER RESIDENTS.

I BELIEVE MY EXPERIENCE AS A PLANNING COMMISSIONER FOR 8 YEARS; A COMMERCIAL AND RESIDENTIAL REAL ESTATE BROKER AND DEVELOPER FOR 25 YEARS; A PROJECT COORDINATOR IN THE HOUSING AND COMMUNITY DEVELOPMENT DEPARTMENT; AND A CODE ENFORCEMENT OFFICER—ALL FOR THE CITY OF LANCASTER GIVE ME A UNIQUE EXPERIENCE AND BACKGROUND TO SERVE BISHOP AS A PLANNING COMMISSIONER.

I GREW UP IN BISHOP AND ATTENDED ELEMENTARY SCHOOL HERE UNTIL MY FATHER MOVED OUR FAMILY TO LANCASTER AFTER PURCHASING A BUSINESS THERE. I ALWAYS WISHED TO RETURN HERE AND AFTER RETIRING FROM THE CITY OF LANCASTER I MOVED TO BISHOP IN 2017.

I WAS A PLANNING COMMISSIONER DURING LANCASTER'S RAPID GROWTH IN THE 1980s THRU 2000. AFTER INCORPORATION IN 1977, THE COMMISSION PRESIDED OVER AN ENTIRE REWRITE OF ALL ORDINANCES; DEVELOPMENT OF A GENERAL PLAN; A NEW ZONING MAP; STANDARDS OF DEVELOPMENT; AND ASSOCIATED DOCUMENTS—NOT TO MENTION ALL OF THE PUBLIC HEARINGS PRIOR TO ADOPTION. AFTER 8 YEARS OF MONTHLY PUBLIC HEARINGS I BELIEVE I HAVE LEARNED TO LISTEN AND CONSIDER CITIZEN CONCERNS WITHOUT BEING CONTROVERSIAL.

I BELIEVE IT IS THE COMMISSION'S JOB TO LISTEN TO THE STAFF RECOMMENDATIONS, THE CITIZEN'S CONCERNS, AND TO IMPLEMENT THE POLICIES AND DIRECTIONS OF THE CITY COUNCIL.

6/3/26
Date

Signature

Rev. 06/25/14

Agenda Item: 11.B
Date of Meeting: June 22, 2026
Department: Administration

STAFF REPORT

To:	City Council
From:	Robin Picken
Subject:	**State of California Department of Transportation (Caltrans) Bishop Pavement Project Design Change**
Prepared On:	June 16, 2026
Attachments:	Caltrans Proposed Design Change - Curb Ramp 25 & 26

Background/History:
Caltrans has been actively working on and constructing the Bishop Pavement project. Part of the scope is to add Rectangular Rapid Flashing Beacons (RRFB's) to high-profile pedestrian crosswalks, which includes the crosswalk at MacIver. When construction laid out the per plan location of the RRFB, it was discovered that it would not fit. Caltrans Design is proposing to reconstruct the NE corner of MacIver into a bulbed-out curb ramp to allow space for the RRFB and its foundation. This will also change the current layout from a multidirectional ramp to 2 directional ramps.

Analysis/Discussion:
The bulbed-out design has a bigger impact to the area than the original design. The design is necessary to install the RRFB and improve pedestrian safety and mobility at the intersection. The current curb ramps are not ADA compliant.

Impacts to Council Goals and Strategic Planning Priorities:
None.

Budget Impacts:
None.

Legal Review:
City Attorney Pucci has reviewed this item and finds it complies with the law.

Recommended Action:
Council consideration to review and approve the proposed Bishop Pavement Project design change.

Approved By: Pam Foster 6/16/2026
Approved By:

Approved By:
Approved By:

Dist	COUNTY	ROUTE	POST MILES TOTAL PROJECT	SHEET No.	TOTAL SHEETS
09	Iny	168,395	17.6/18.3, 114.9/117.8	91	340

REGISTERED CIVIL ENGINEER DATE

4-22-24
PLANS APPROVAL DATE

REGISTERED PROFESSIONAL ENGINEER No. Exp. CIVIL STATE OF CALIFORNIA

THE STATE OF CALIFORNIA OR ITS OFFICERS OR AGENTS SHALL NOT BE RESPONSIBLE FOR THE ACCURACY OR COMPLETENESS OF SCANNED COPIES OF THIS PLAN SHEET.

NOTES:

1. FOR DETAILS NOT SHOWN, SEE STANDARD PLAN A88A.
2. STATION LINE IS "MAC".

CURVE DATA

Curve #	R	Δ	T	L
1	10.00′	030° 35′ 14"	2.73′	5.34′
2	10.00′	030° 00′ 00"	2.68′	5.24′
3	10.00′	091° 02′ 48"	10.18′	15.89′
4	7.50′	091° 02′ 48"	7.64′	11.92′

REGISTERED PROFESSIONAL ENGINEER MATTHEW SCHOBER No. 70489 Exp. 9/30/26 CIVIL STATE OF CALIFORNIA

MARK	DATE	DESCRIPTIONS	BY	CH'D
30	6/8/26	ADDED BULBOUT AND CURB RAMPS	DS	MS

REVISIONS

09-374704
CONTRACT CHANGE ORDER NO. 30
SHEET X OF X

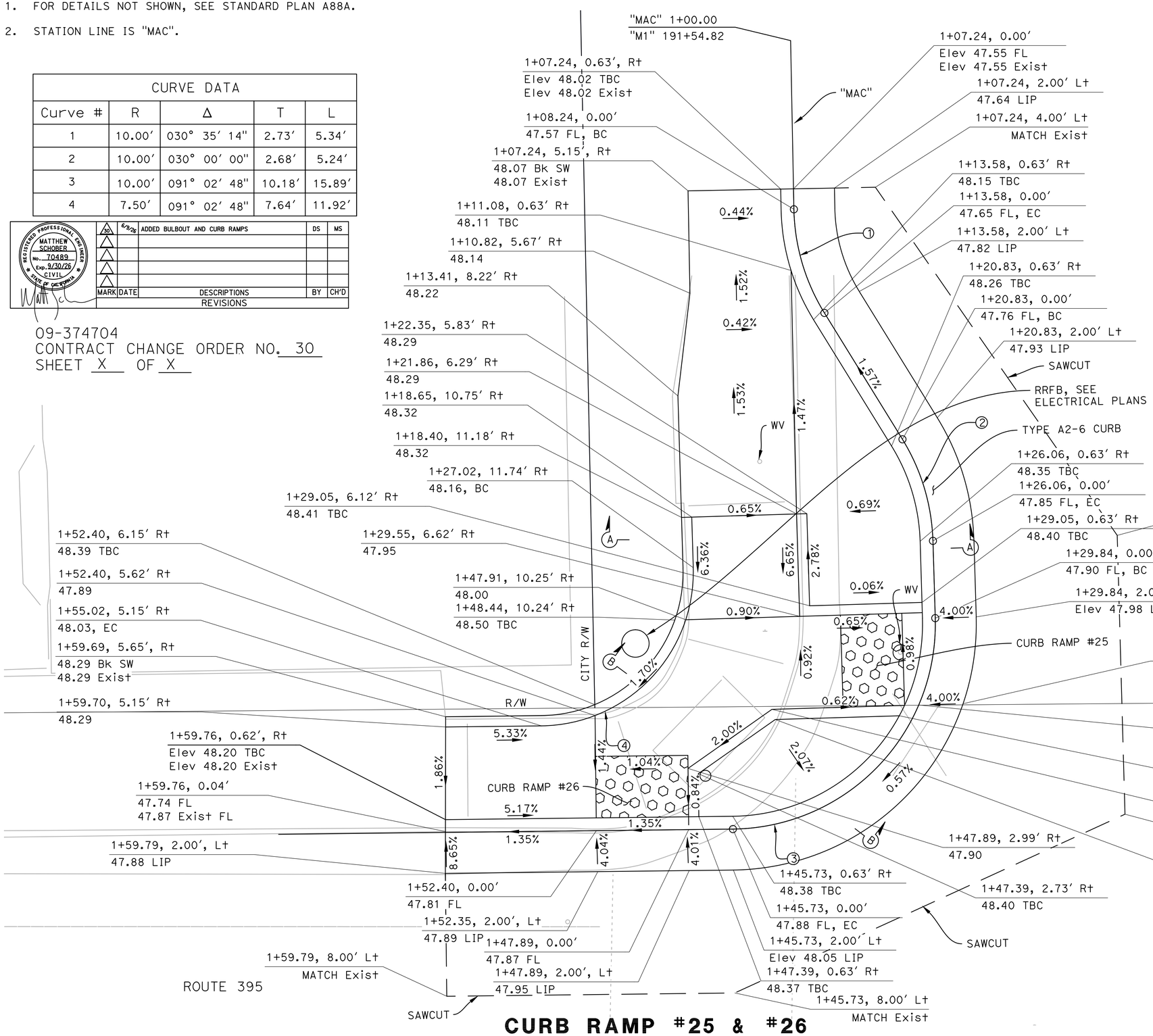

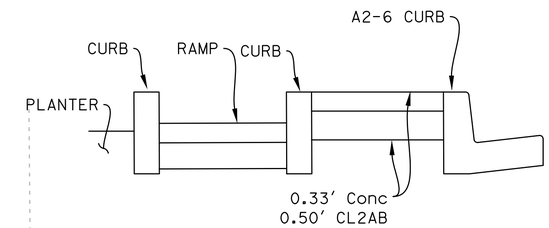

SECTION A-A
NO SCALE

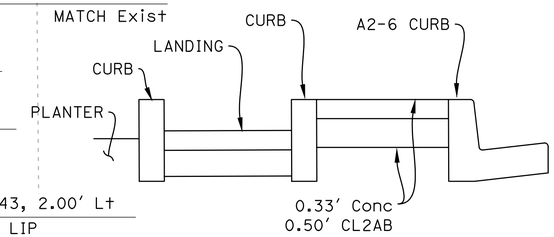

SECTION B-B
NO SCALE

CURB RAMP #25 & #26

CONSTRUCTION DETAILS

SCALE: 1"=2.5′ **C-46b**

STATE OF CALIFORNIA - DEPARTMENT OF TRANSPORTATION **ENGINEERING**

FUNCTIONAL SUPERVISOR: BRAD ROCKWELL

CALCULATED-DESIGNED BY: CHRISTINE KATZ

CHECKED BY

REVISED BY / DATE REVISED

LAST REVISION 10/27/23 — DATE PLOTTED => 10-Jun-2026 — TIME PLOTTED => 13:22

Agenda Item: 11.C
Date of Meeting: June 22, 2026
Department: Police

STAFF REPORT

To:	City Council
From:	Nate Derr
Subject:	**Discussion and Action Regarding the City's Automated License Plate Reader (ALPR) Program and Flock Safety System**
Prepared On:	June 16, 2026

Background/History:

The Bishop Police Department implemented the Flock Safety Automated License Plate Reader (ALPR) system to assist with criminal investigations, recovery of stolen vehicles, identification of wanted suspects, and the investigation of crimes occurring within the City of Bishop and surrounding region.

The system consists of strategically placed ALPR cameras located along major transportation corridors and public roadways. Cameras are not located in residential neighborhoods and are not directed at private residences. The system captures license plate information and vehicle descriptors, including make, model, color, and distinguishing characteristics.

The City also operates traditional closed-circuit security cameras at the Tesla Lot and Talmage Park. These cameras are not ALPR cameras and are not connected to the Flock information-sharing network.

Since implementation, the Flock system has assisted in approximately 85 criminal investigations involving:

- Stolen vehicles
- Stolen license plates
- Theft investigations
- Vandalism investigations
- Drug trafficking investigations
- Wanted felony suspects
- Kidnapping

The Bishop Police Department currently serves as the primary law enforcement agency for the City of Bishop and relies upon modern technology to assist with criminal investigations and public safety efforts.

Analysis/Discussion:

Since concerns regarding the ALPR system were raised, City staff and Police Department personnel have undertaken significant public outreach efforts.

These efforts have included:

- Multiple public City Council meetings where the ALPR program was discussed.
- Publicly available ALPR policies and annual reports.
- A public meeting with concerned citizens held on June 10, 2026.
- Multiple individual meetings with concerned citizens.
- Demonstrations of the Flock system and explanation of how information is collected, stored, searched, and accessed.
- Discussions regarding privacy concerns, data retention, information sharing, and legal compliance.

Staff has worked extensively to answer questions and provide factual information regarding the operation of the system.

As part of the review process, staff requested and received additional information from Flock Safety regarding:

- Data storage practices
- Data transfer and encryption methods
- Cybersecurity protections
- Audit capabilities
- Artificial intelligence technologies utilized by the platform

Information provided by Flock Safety indicates that the system utilizes computer vision and machine-learning technologies to identify vehicle characteristics such as:

- License plate numbers
- Vehicle make
- Vehicle model
- Vehicle color
- Vehicle characteristics

The system does not utilize facial recognition technology.

Data is encrypted during transmission and storage and access is restricted to authorized personnel. User activity is logged and auditable.

The Bishop Police Department participates in the Flock Safety information-sharing network which allows authorized law enforcement agencies to share ALPR information for legitimate law enforcement purposes.

This information sharing assists agencies with:

- Locating stolen vehicles
- Identifying suspect vehicles
- Locating wanted persons
- Investigating crimes occurring across jurisdictional boundaries

The Bishop Police Department does not share live video feeds through the Flock network.

The Department's participation in information sharing has been conducted in compliance with California law, including Senate Bill 54 (SB 54).

During discussions with concerned citizens, staff offered and discussed several possible compromises, including:

- Disabling information sharing with outside agencies.
- Restricting information-sharing permissions.
- Reviewing camera locations.
- Reviewing retention periods.
- Reviewing and modifying policy language.

Staff advised concerned citizens that the City remains open to reviewing alternative technologies or vendors.

As of the date of this report, staff has not received a list of alternative vendors or alternative technological solutions for evaluation.

A primary concern raised during public discussions has been whether the City should continue utilizing a networked ALPR platform or move to traditional closed-circuit camera systems.

Traditional security cameras can be effective investigative tools. However, they typically require officers or investigators to manually review footage and identify relevant information. This process can be labor intensive and may delay investigations.

Modern ALPR technology uses automated analysis to rapidly identify vehicles associated with criminal activity and provides investigators with information in near real time.

The principal value of the Flock system is not solely the capture of license plate information but the ability to rapidly compare information across jurisdictions and provide investigative leads at modern technology speeds.

Criminal activity frequently crosses jurisdictional boundaries. Stolen vehicles, wanted persons, narcotics trafficking, organized theft rings, and other criminal activity routinely move between cities and counties.

The Flock network allows agencies to identify those connections quickly and efficiently.

California law enforcement history provides several examples demonstrating the importance of information sharing between agencies.

One of the most notable examples is the investigation of the Golden State Killer. Crimes were committed across multiple jurisdictions over many years and were investigated by numerous agencies. Investigators later determined that connecting information from multiple jurisdictions was critical to ultimately identifying the suspect.

Similarly, statewide systems for missing persons, child abductions, auto theft investigations, and organized retail theft investigations have been expanded because criminal activity frequently crosses jurisdictional boundaries.

Modern law enforcement information-sharing systems were developed in response to lessons learned from cases where critical information was not readily available to neighboring agencies.

The ability to share information quickly is now considered a standard law enforcement practice throughout California.

Automated License Plate Reader technology is currently utilized by neighboring cities, counties, and law enforcement agencies throughout the Eastern Sierra region and California.

If the City of Bishop were to discontinue ALPR technology entirely, the Bishop Police Department would become the only local law enforcement agency in the immediate region not utilizing this investigative tool.

Impacts to Council Goals and Strategic Planning Priorities:
Having this ALPR system aligns with the City of Bishop Strategic plan Objectives:
4.2- Support a connected and engaged community where all residents feel represented and informed.
4.6- Investing in modernizing business functions and streamlining processes.
5.3 Continue to address crime trends through strategic operations and address crime rates through proactive law enforcement and innovative police practices.

Budget Impacts:

The City has invested roughly $200,000 in the Flock Safety system and associated public safety camera infrastructure.

Should the City elect to discontinue the system, the City would not realize the full value of this investment and may incur additional costs associated with removal, replacement, or procurement of alternative technology.

Legal Review:
City Attorney Pucci has reviewed this item and finds it complies with the law.

Recommended Action:
Conduct a discussion regarding the City's Automated License Plate Reader (ALPR) Program

and provide direction to staff to:

1. Continue utilizing the current Flock Safety ALPR system;
2. Direct staff to solicit proposals from alternative vendors for consideration;
3. Discontinue the use of ALPR technology within the City of Bishop.

Approved By: Ethan Aukee 6/16/2026
Approved By: Robin Picken 6/16/2026
Approved By: Dean Pucci 6/18/2026
Approved By: Pam Foster 6/18/2026

Agenda Item: 11.D
Date of Meeting: June 22, 2026
Department: Community Services

STAFF REPORT

To:	City Council
From:	Dan McElroy
Subject:	**Authorization to Advertise for Bids - Field 6 Rehabilitation Project**
Attachments:	Field 6 Site Map.pdf Field 6 Plans Field6_BICs_Bid Field6_TechSpecs_Bid Field 6 Bid Estimate

---

Background/History:
The Field 6 Rehabilitation Project was identified as a priority project in the City's Strategic Plan. An engineering vendor, Wood Rodgers was selected to draft the design plans, engineering estimate, and specifications for this project. Documents for the Field 6 Rehabilitation Project have been completed and are ready for public bidding.

Analysis/Discussion:
The Field 6 Rehabilitation Project is now at a stage where construction bids can be solicited. Advertising for bids will allow qualified contractors to submit competitive proposals for completing work. Community Services staff will evaluate all bids received and return to the City Council with a recommendation for contract award at a future meeting.

Impacts to Council Goals and Strategic Planning Priorities:
The Field 6 Rehabilitation Project was identified as a priority project in the City of Bishop Strategic Plan in 2025.

Budget Impacts:
If allowed to move forward, the budget impacts will be $1,294,00 to the 2026-2027 Parks Budget Capital Improvement 001-031-56027, for the construction of the Field 6 Rehabilitation Project.

Legal Review:
Attorney Pucci has reviewed this item and finds that the recommended action complies with the law.

Recommended Action:
City Council to authorize the advertisement and solicitation for the Field 6 Rehabilitation

Project and authorize the City Administrator to take actions to proceed with the bidding process.

Approved By: Dean Pucci 6/18/2026
Approved By: Pam Foster 6/18/2026
Approved By:
Approved By:

Search Bing Maps

Sign in

Directions



© 2026 TomTom, © OpenStreetMap, © Vexcel Imaging

Privacy Terms

IMPROVEMENT PLANS FOR

BISHOP CITY PARK
FIELD 6 REHABILITATION - PHASE 1

PROJECT NO. 26-PARKS-02

BISHOP, INYO COUNTY, CALIFORNIA

CLIENT:

CITY OF BISHOP DEPARTMENT OF PUBLIC WORKS
377 WEST LINE STREET
BISHOP, CALIFORNIA 93514
PHONE: (760) 873-8458

BASIS OF BEARINGS AND ELEVATION:

CALIFORNIA COORDINATE SYSTEM NAD 83, ZONE 4 (EPOCH 2017.50), AS DETERMINED BY OPUS SOLUTION OF ESLS CONTROL POINT. ELEVATIONS DETERMINED USING NAVD88, GEOID 2018.

PT. VALUES: NORTHING: 2385127.3751
EASTING: 6737493.8448
ELEVATION: 4147.27

NOTE:

ALL DISTANCES SHOWN HEREON ARE GROUND DISTANCES. USE A SCALE FACTOR OF 0.99983069 TO OBTAIN GRID DISTANCES.

SURVEY PERFORMED AND PROVIDED BY ESLS

SHEET INDEX:

DWG	SHEET DESCRIPTION
T-1	TITLE SHEET
N-1	GENERAL NOTES, ABBREVIATIONS, & LEGEND
DM-1 to DM-2	DEMOLITION PLAN
EC-1	EROSION & SEDIMENT CONTROL PLAN
S-1 to S-3	SITE PLAN
G-1 to G-2	GRADING PLAN
CF-1	EARTHWORK CUT/FILL VISUAL
TC-1	TRAFFIC CONTROL PLAN
CD-1 - CD-5	CIVIL DETAILS
L-1	LANDSCAPE NOTES
L-2 to L-3	IRRIGATION PLAN
L-4 to L-5	IRRIGATION DETAILS
L-6 to L-7	PLANTING PLAN
L-8	PLANTING DETAILS
E-1	ELECTRICAL LEGEND & DRAWING SCHEDULE
E-2	ELECTRICAL SPECIFICATIONS
E-3	ONELINE DIAGRAM & LOAD CALCULATION
E-4	ELECTRICAL SITE PLAN

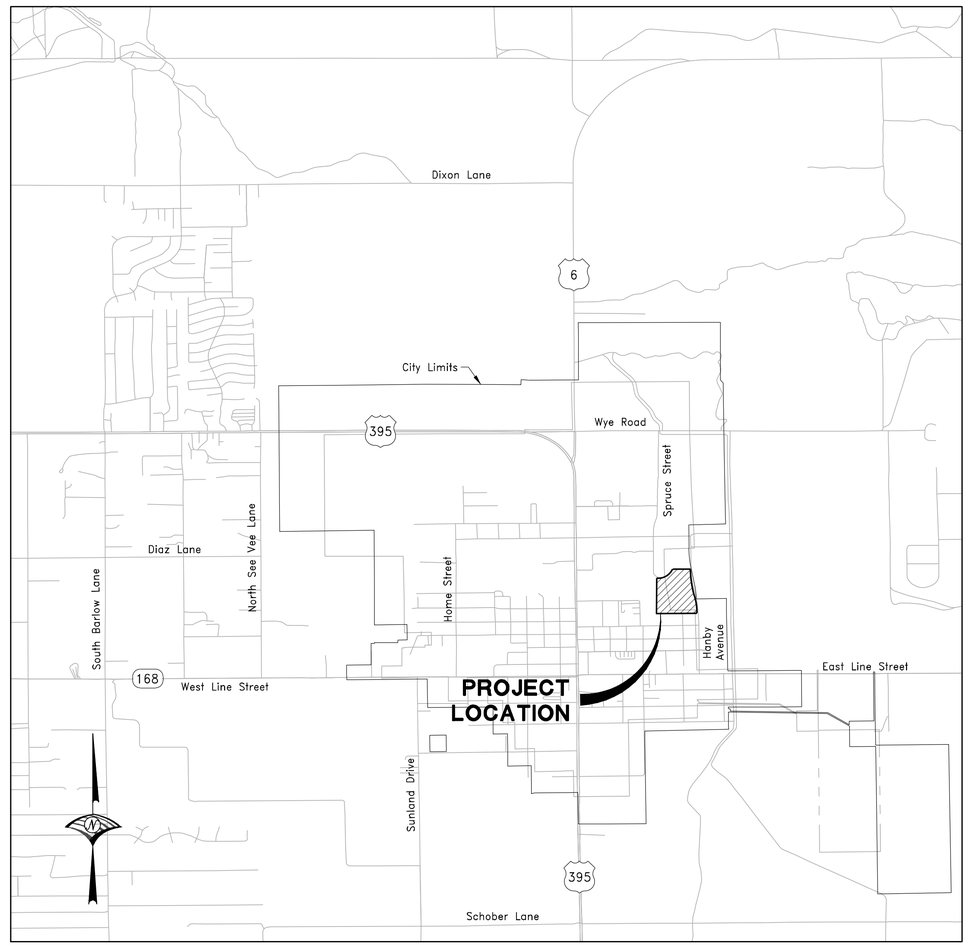

LOCATION MAP
NOT TO SCALE

APPROVALS:

PAM FOSTER
CITY OF BISHOP – CITY ADMINISTRATOR

DATE

ELECTRICAL:

PK ELECTRICAL
681 SIERRA ROSE DRIVE,
SUITE B
RENO, NV 89511
(775) 826-9010

DESIGN ENGINEER:

WOOD RODGERS
BUILDING RELATIONSHIPS ONE PROJECT AT A TIME
1361 Corporate Boulevard Tel 775.823.4068
Reno, NV 89502 Fax 775.823.4066

MICHAEL A. DAVIDSON, P.E.
PRINCIPAL ENGINEER

6/17/2026
DATE

FOR BIDDING PURPOSES ONLY

NO.	DESCRIPTION	DATE

DATE: JUNE 2026
SCALE: NTS
DRAWN BY: BLA
DESIGNED BY: BLA
CHECKED BY: MAD

PROFESSIONAL ENGINEER STATE OF NEVADA
MICHAEL A. DAVIDSON
EXP: 12/31/26
CIVIL
No. 19870
6/17/2026

WOOD RODGERS
BUILDING RELATIONSHIPS ONE PROJECT AT A TIME
1361 Corporate Blvd Tel 775.823.4068
Reno, NV 89502 Fax 775.823.4066

IMPROVEMENT PLANS FOR
BISHOP CITY PARK
FIELD 6 REHABILITATION

TITLE SHEET

PROJECT NO.
8715.004

DRAWING
T-1

n:\Jobs\8715_City Of Bishop\T008_Field 6 Final Design\Civil\Dwg\C01_BFR_T01.dwg 6/17/2026 11:42 AM Bryce Albright

GENERAL NOTES:

1. ALL CONSTRUCTION AND MATERIALS SHALL CONFORM WITH AMERICAN WATER WORKS ASSOCIATION (AWWA), AMERICAN INSTITUTE OF STEEL CONSTRUCTION (AISC), AMERICAN CONCRETE INSTITUTE (ACI), THE AMERICAN SOCIETY FOR TESTING AND MATERIALS (ASTM), THE AMERICAN WELDING SOCIETY (AWS), CITY OF BISHOP SPECIFICATIONS FOR DOMESTIC WATER AND SANITARY SEWER SYSTEMS, LATEST EDITION, AND CALTRANS STANDARD SPECIFICATIONS AND STANDARD PLANS, LATEST EDITION. CONFLICTS OR QUESTIONS REGARDING THE SPECIFICATIONS SHALL BE BROUGHT TO THE ATTENTION OF THE CITY OF BISHOP REPRESENTATIVE FOR RESOLUTION.

2. CONTRACTOR SHALL COMPLY WITH ALL FEDERAL, STATE, AND CITY OF BISHOP SAFETY REGULATIONS AND SHALL MAINTAIN THE WORK AREA IN A SAFE CONDITION 24 HOURS PER DAY UNTIL THE PROJECT IS COMPLETE. WORKER AND PUBLIC SAFETY IS THE SOLE RESPONSIBILITY OF THE CONTRACTOR NOT CITY OF BISHOP.

4. THE CONTRACTOR SHALL BE REQUIRED TO PREPARE, SUBMIT FOR APPROVAL AND ABIDE BY ALL TRAFFIC CONTROL PLANS AS REQUIRED BY CITY OF BISHOP. THE CONTRACTOR SHALL REVIEW AND UNDERSTAND THE CONDITIONS OF THE PERMITS PRIOR TO HIS/HER BID.

5. SYMBOLS ARE NOT TO SCALE AND DO NOT NECESSARILY REPRESENT ACTUAL LOCATIONS OF FACILITIES.

6. CONTRACTOR SHALL VERIFY CONSTRUCTION METHODS AND OVERALL JOB APPROACH WITH CITY OF BISHOP AND ENGINEER PRIOR TO CONSTRUCTION.

7. CONTRACTOR SHALL CONTROL DUST IN ACCORDANCE WITH GREAT BASIN UNIFIED AIR POLLUTION DISTRICT AIR QUALITY REGULATIONS.

8. THE CONTRACTOR REALIZES THAT INCLEMENT (WINTER WEATHER) MAY OCCUR DURING THE PROPOSED WORK. NO ADDITIONAL PAYMENTS SHALL BE GRANTED FOR PROTECTING THE WORK IN PROGRESS AND DELAYS DUE TO INCLEMENT WEATHER CONDITIONS.

9. THE CONTRACTOR SHALL MAINTAIN A NEAT AND LEGIBLE DRAWING SET DENOTING ANY FIELD CHANGES THAT DEVIATE FROM THE APPROVED DESIGN ON A DAILY BASIS. PRIOR TO CITY OF BISHOP'S ACCEPTANCE OF THE IMPROVEMENTS AND FINAL PAYMENT THE CONTRACTOR IS TO PRESENT THIS DRAWING SET, WHICH REFLECTS ALL FIELD CHANGES TO CITY OF BISHOP'S PROJECT REPRESENTATIVE.

10. THE CONTRACTOR SHALL BE RESPONSIBLE FOR ALL STAKING AND LAYOUT OF IMPROVEMENTS.

11. THE CONTRACTOR SHALL PURSUE THE WORK IN A CONTINUOUS AND DILIGENT MANNER, CONFORMING TO ALL THE PERTINENT SAFETY REGULATIONS, TO ENSURE A TIMELY COMPLETION OF THE PROJECT.

12. ALL EXISTING UTILITY LOCATIONS, SIZES, AND DESCRIPTIONS AS SHOWN ON THESE DRAWINGS ARE FROM SURFACE OBSERVATIONS USED IN CONJUNCTION WITH AVAILABLE RECORDS, REFERENCE MAPS, DRAWINGS, AND VERBAL STATEMENTS SUPPLIED BY UTILITY COMPANIES, AND MAY NOT BE WHOLLY ACCURATE OR RELIABLE. THE CONTRACTOR SHALL NOTIFY ALL UTILITY COMPANIES WHICH MAY BE AFFECTED BY THE WORK TO OBTAIN ASSISTANCE IN THE LOCATION OF EXISTING MAINS AND SERVICE CONNECTIONS. THE CONTRACTOR SHALL ALSO CALL U.S.A. (1-800-227-2600) PRIOR TO BEGINNING WORK. ANY DAMAGE TO UTILITIES CAUSED BY OPERATION OF THE CONTRACTOR SHALL BE REPAIRED BY THE CONTRACTOR AT NO COST TO THE CITY OF BISHOP. THE CONTRACTOR SHALL SUBMIT TO THE ENGINEER, A LIST OF ALL UTILITY APPURTENANCES ENCOUNTERED DURING CONSTRUCTION INCLUDING STATION AND OFFSET.

13. THE CONTRACTOR SHALL VERIFY ALL UTILITY DEPTHS PRIOR TO ANY WORK. THE CONTRACTOR SHALL, AT ALL TIMES DURING CONSTRUCTION, PROTECT EXISTING IMPROVEMENTS ON AND AROUND THE SITE, INCLUDING, BUT NOT LIMITED TO, PAVEMENT, CURB & GUTTER, SIDEWALK, LANDSCAPING, SIGNAGE, STORM & SANITARY SEWERS, AND ALL UTILITIES FROM DAMAGE THROUGHOUT CONSTRUCTION. THE CONTRACTOR SHALL ASSUME SOLE RESPONSIBILITY FOR THE REPAIR OF ANY IMPROVEMENTS (EXISTING OR PROPOSED) DAMAGED THROUGHOUT THE COURSE OF CONSTRUCTION. THERE SHALL BE NO DIRECT PAYMENT FOR THIS WORK UNLESS OTHERWISE INDICATED.

14. CONTRACTOR SHALL IMMEDIATELY NOTIFY THE ENGINEER OF DISCREPANCIES BETWEEN THE INFORMATION SHOWN ON THESE DRAWINGS AND THE CONDITIONS EXISTING IN THE FIELD. THE CONTRACTOR SHALL COMPARE ALL DRAWINGS AND VERIFY THE FIGURES BEFORE LAYING OUT THE WORK AND WILL BE RESPONSIBLE FOR ANY ERRORS WHICH MIGHT HAVE BEEN AVOIDED THEREBY. IF THE CONTRACTOR FAILS TO NOTIFY THE OWNER OR THEIR REPRESENTATIVE IN A TIMELY MANNER OF ANY APPARENT ERROR OR OMISSION ON THE PLANS OR SPECIFICATIONS, THE CONTRACTOR SHALL BE RESPONSIBLE FOR CORRECTING WORK INCORRECTLY DONE AT THE CONTRACTOR'S EXPENSE.

15. THE CONTRACTOR SHALL BE RESPONSIBLE FOR ENSURING ALL UTILITY COVERS WITHIN THE CONSTRUCTION LIMITS ARE SET FLUSH WITH THE FINISH GRADE.

16. NO CONTRACTOR STAGING AREAS HAVE BEEN SECURED DURING THE PREPARATION OF THESE PLANS. THE CONTRACTOR IS RESPONSIBLE FOR SECURING HIS OWN STAGING AREAS SUFFICIENT FOR CONSTRUCTION. CONTRACTOR SHALL PROVIDE WRITTEN PERMISSION TO ENGINEER FOR USE OF ANY PRIVATE PROPERTY FOR STAGING PURPOSES.

17. PAYMENT FOR WORK SHOWN ON THESE PLANS EITHER SPECIFIED OR INFERRED, BUT NOT INCLUDED IN THE BID PROPOSAL SHALL BE CONSIDERED AS INCLUDED IN THE PRICE PAID FOR OTHER ITEMS OF WORK.

18. TRAFFIC CONTROL, CONSTRUCTION SIGNS, AND BARRICADES SHALL CONFORM TO THE REQUIREMENTS OF THE CALIFORNIA M.U.T.C.D. MANUAL AND THE GUIDELINES FOR TRAFFIC CONTROL IN WORK ZONES, LATEST EDITION.

19. THE CONTRACTOR SHALL COOPERATE WITH ANY OTHER CONTRACTORS OR UTILITY FORCES WORKING WITHIN THE CONSTRUCTION AREA.

20. THE USE OF POTABLE WATER FROM THE PUBLIC WATER SYSTEM FOR CONSTRUCTION PURPOSES IS PROHIBITED UNLESS OTHERWISE APPROVED BY THE CITY OF BISHOP. CONTRACTOR IS RESPONSIBLE FOR PROVIDING WATER FOR USE DURING CONSTRUCTION OPERATIONS AT NO ADDITIONAL COST TO THE PROJECT. CONTACT CITY OF BISHOP FOR PUBLIC WATER USAGE.

21. DURING THE ENTIRE DURATION OF THIS CONSTRUCTION CONTRACT, THE CONTRACTOR SHALL IMPLEMENT STRINGENT DUST CONTROL MEASURES IN ACCORDANCE WITH THE TERMS OF THE APPROVED DUST CONTROL PERMIT AND GREAT BASIN UNIFIED AIR POLLUTION DISTRICT RULES AND REGULATIONS. THE CONTRACTOR IS REQUIRED TO SUPPRESS DUST AT ALL TIMES, 24 HOURS A DAY, SEVEN (7) DAYS A WEEK, REGARDLESS OF WHEN CONSTRUCTION ACTIVITIES ARE OCCURRING.

22. AT LOCATIONS WHERE UNDERGROUND FACILITIES CROSS EXISTING FACILITIES THE CONTRACTOR SHALL EXPOSE THE EXISTING FACILITY AND VERIFY THAT SUFFICIENT HORIZONTAL AND VERTICAL CLEARANCE EXISTS FOR THE NEW FACILITY TO BE CONSTRUCTED IN SUBSTANTIAL COMPLIANCE WITH THE PLANS. AT LOCATIONS WHERE NEW UNDERGROUND FACILITIES ARE TO BE CONNECTED TO EXISTING FACILITIES THE CONTRACTOR SHALL EXPOSE THE EXISTING FACILITY AND VERIFY THAT THE CONNECTION CAN BE MADE AS SHOWN ON THE PLANS. THIS VERIFICATION SHALL BE DONE PRIOR TO ANY CONSTRUCTION. ANY CONFLICTS SHALL BE BROUGHT TO THE ENGINEER'S ATTENTION AS SOON AS THEY ARE DISCOVERED.

23. MATERIAL GENERATED FROM SITE DEMOLITION AND GRADING ACTIVITIES MAY BE DISPOSED OF AT THE FOLLOWING LOCATION:

    BISHOP-SUNLAND LANDFILL
    110 SUNLAND RESERVATION ROAD
    BISHOP, CA 93514

ABBREVIATIONS:

AB	AGGREGATE BASE
AC	ASPHALT CONCRETE PAVEMENT
AD	ALGEBRAIC DIFFERENCE
ADJ	ADJUST
ANG PNT	ANGLE POINT
APP'D	APPROVED
APPROX	APPROXIMATE
ARV	AIR VACUUM RELIEF VALVE
BC	BEGIN CURVE
BFP	BACKFLOW PREVENTOR
BVCE	BEGIN VERTICAL CURVE ELEVATION
BVCS	BEGIN VERTICAL CURVE STATION
BM	BENCH MARK
BOW	BACK OF WALK
C&G	CURB AND GUTTER
C, CL	CENTER LINE
CB	CATCH BASIN
CH	CHORD
CLINK	CENTURY LINK
CMU	CONCRETE MASONRY UNIT
COB	CITY OF BISHOP
CONST	CONSTRUCT
CR	CURB RETURN
CT	COURT
CTB	CEMENT TREATED BASE
DI	DROP INLET
DIP	DUCTILE IRON PIPE
DR	DRIVE
DRWY	DRIVEWAY
E	EAST
EX, (E)	EXISTING
EC	END CURVE
ELEV	ELEVATION
EP	EDGE OF PAVEMENT
EVCE	END OF VERTICAL CURVE ELEVATION
EVCS	END OF VERTICAL CURVE STATION
FES	FLARED END SECTION
FFC	FRONT FACE OF CURB
FG	FINISH GRADE
FH	FIRE HYDRANT
F	FLOW LINE, FL
GB	GRADE BREAK
GR	GRATE
GV	GAS VALVE
HP	HIGH POINT
ICV	IRRIGATION CONTROL VALVE
IE	INVERT ELEVATION
IISNS	INTERNALLY ILLUMINATED STREET NAME SIGN
JP	JOINT POLE
K	CURVE COEFFICIENT
L, LT	LEFT
LF	LINEAR FEET
LS	LANDSCAPE
MAX	MAXIMUM
MH	MANHOLE
MIN	MINIMUM
N	NORTH
OAE OR	APPROVED EQUAL
OH	OVERHEAD
PC	POINT OF CURVATURE
PCC	PORTLAND CEMENT CONCRETE
POC	POINT OF COMPOUND CURVE
PE	PERMANENT EASEMENT
P.G.	PROFILE GRADE
PI	POINT OF INTERSECTION
P.PL	PROPERTY LINE
PT	POINT OF TANGENCY
PTC	PERMISSION TO CONSTRUCT
PVC	POINT OF VERTICAL CURVATURE
PVI	POINT OF VERTICAL INTERSECTION
PVT	POINT OF VERTICAL TANGENCY
QPL	QUALIFIED PRODUCTS LIST
R_'	RADIUS
R&R	REMOVE & REPLACE
RBM	ROADBED MODIFICATION
RCP	REINFORCED CONCRETE PIPE
PP	POWER POLE
RC	POINT OF REVERSE CURVATURE
PBS	PLANTMIX BITUMINOUS SURFACE
PUE	PUBLIC UTILITY EASEMENT
RP	RADIUS POINT
R, RT	RIGHT
R/W, ROW	RIGHT OF WAY
S=	SLOPE IN PERCENT
S	SOUTH
SD	STORM DRAIN
SDMH	STORM DRAIN MANHOLE
SHT	SHEET
S MON	SURVEY MONUMENT
SL	STREET LIGHT
STA	STATION
SS	SANITARY SEWER
SSCO	SANITARY SEWER CLEANOUT
SSMH	SANITARY SEWER MANHOLE
SW	SIDEWALK
T	TANGENT
TBC	TOP BACK OF CURB
TBW	TOP BACK OF WALK
TC	TOP OF CURB
TCE	TEMPORARY CONSTRUCTION EASEMENT
TYP	TYPICAL
TEL	TELEPHONE
TR	TRAFFIC RATED
TS	TRAFFIC SIGNAL
TV	TELEVISION
UG	UNDERGROUND
UST	UNDERGROUND STORAGE TANK
W	WEST
WM	WATER MAIN
WV	WATER VALVE

LEGEND:

- EXISTING BUILDING
- SAWCUT LINE (FULL DEPTH)
- CENTERLINE ALIGNMENT
- RIGHT OF WAY (ROW)
- PARCEL BOUNDARY
- SD — SD — EXISTING STORM DRAIN
- SD — PROPOSED STORM DRAIN
- SS — SS — EXISTING SANITARY SEWER
- W — W — EXISTING WATER
- I — I — EXISTING IRRIGATION
- EXISTING ABANDONED WATER
- G — G — EXISTING GAS
- FUEL — FUEL — EXISTING UNDERGROUND FUEL
- T — T — EXISTING TELEPHONE
- FO — FO — EXISTING FIBER OPTIC
- E(OH) — E(OH) — EXISTING ELECTRICAL OVERHEAD
- E — E — EXISITNG UNDERGROUND ELECTRICAL
- SSFM — SSFM — EXISITNG SANITARY SEWER FORCE MAIN
- SD — EXISTING ABANDONED SD
- SS — EXISTING ABANDONED SS
- EXISTING GUARDRAIL
- EXISTING RETAINING WALL
- PROPOSED RETAINING WALL

EXISTING	PROPOSED	
		DROP INLET
		STORM DRAIN MANHOLE
		SANITARY SEWER MANHOLE
		FIRE HYDRANT
		FIRE SERVICE
		METER
		VALVE
		UTILITY VAULT / UTILITY MANHOLE
		PULL BOX
		STREET LIGHT
		TRANSFORMER
		POWER POLE
		GUY WIRE
		TRAFFIC SIGN
		FENCE

- PROPOSED GRADE BREAK
- 1.0% — PROPOSED SLOPE INDICATOR
- ±405.42 FG — PROPOSED GRADE
- 3 — DETAIL OR SECTION NUMBER
- CD-2 — SHEET INDEX
- +96/42' — STATION AND OFFSET TO APPROXIMATE REMOVAL LIMITS
- 4496.32 — PROPOSED CENTERLINE GRADES
- 4496.3 — EXISTING GROUND AT CENTERLINE

NOTE:
LOCATIONS OF ALL EXISTING UTILITIES ARE APPROXIMATE. CONTRACTOR SHALL FIELD VERIFY THE LOCATION OF ALL EXISTING UTILITIES AND PROTECT AS NECESSARY.

811 Know what's below. Call before you dig.

FOR BIDDING PURPOSES ONLY

NO.	DESCRIPTION	DATE

DATE: JUNE 2026
SCALE: H: NTS V:
DRAWN BY: BLA
DESIGNED BY: BLA
CHECKED BY: MAD

MICHAEL A. DAVIDSON
EXP: 12/31/26
CIVIL
No. 19870
STATE OF NEVADA
PROFESSIONAL ENGINEER
6/17/2026

WOOD RODGERS
BUILDING RELATIONSHIPS ONE PROJECT AT A TIME
1361 Corporate Blvd
Reno, NV 89502
Tel 775.823.4068
Fax 775.823.4066

CITY OF BISHOP
"THE COUNTY SEAT"
ESTD. 1866

IMPROVEMENT PLANS FOR
BISHOP CITY PARK
FIELD 6 REHABILITATION
GENERAL NOTES, ABBREVIATIONS & LEGNED

PROJECT NO.
8715.004

DRAWING
N-1

J:\Jobs\8715_City Of Bishop\T008_Field 6 Final Design\Civil\Dwg\C02_BFR_N01.dwg 6/17/2026 11:42 AM Bryce Albright

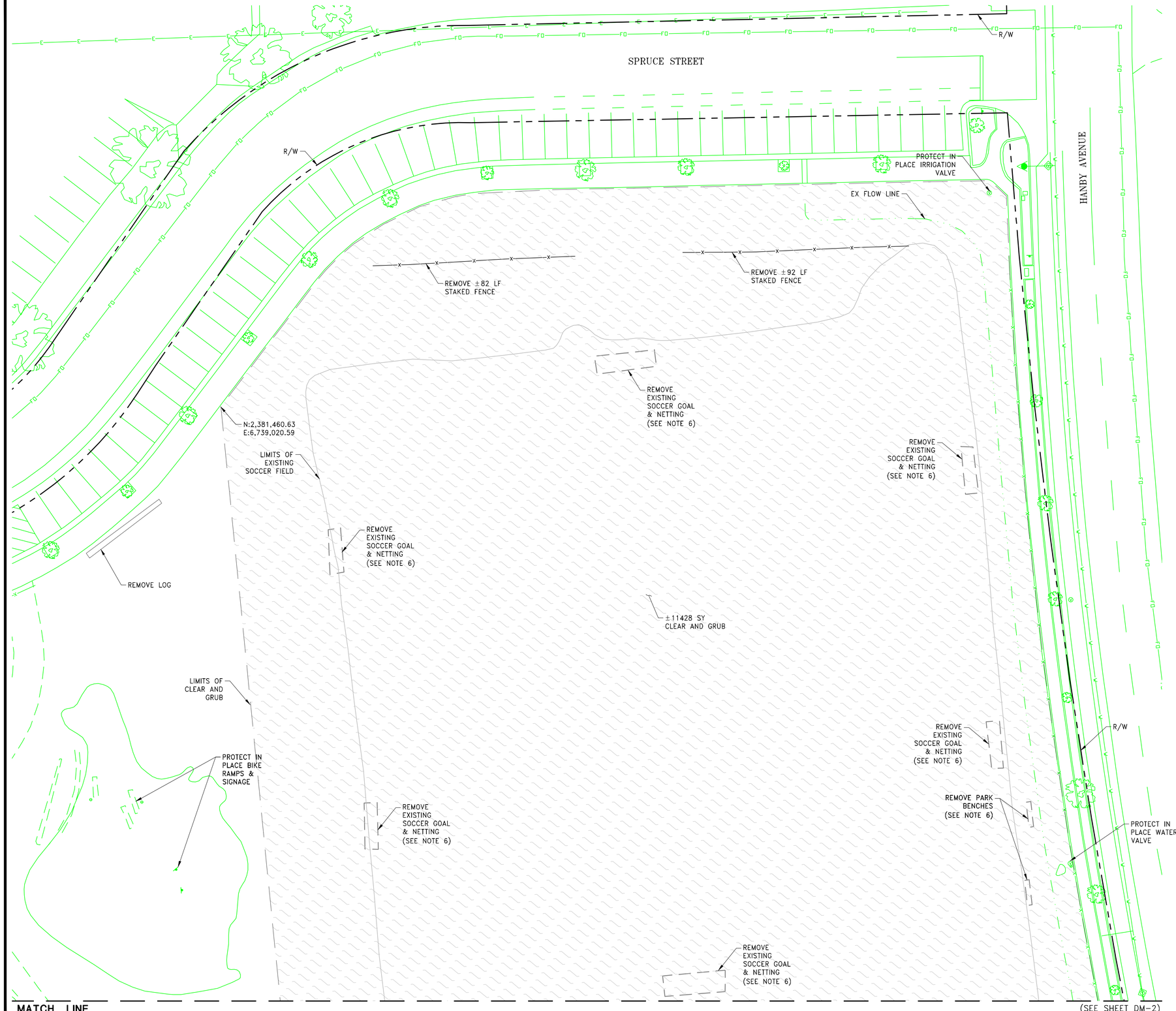

20' 10' 0 20'

SCALE: 1" = 20'

LEGEND:

- CLEAR AND GRUB
- REMOVE BIKE PARK SOIL MOUND
- LIMITS OF CLEAR AND GRUB
- PROTECT IN PLACE

DEMOLITION NOTES:

1. CURB & GUTTER, SIDEWALK, AND DRIVEWAY REMOVAL LIMITS ARE APPROXIMATE. LIMITS SHALL BE ADJUSTED IN THE FIELD TO EXISTING JOINTS UNLESS OTHERWISE APPROVED.
2. EXISTING LANDSCAPING LOCATED OUTSIDE OF THE PROJECT LIMITS SHALL BE PROTECTED IN PLACE UNLESS NOTED OTHERWISE. EXISTING BUSHES AND TREES REQUIRING TRIMMING SHALL BE CONSIDERED INCIDENTAL TO THE PROJECT WITH NO DIRECT PAYMENT UNLESS OTHERWISE APPROVED.
3. CONTRACTOR TO REMOVE IRRIGATION WITHIN THE DEMOLITION LIMITS AND RESTORE IRRIGATION TO WORKING CONDITION AS NECESSARY. INCLUDING BUT NOT LIMITED TO RELOCATING/REPLACING IRRIGATION WIRING, PIPE AND SPRINKLER HEADS (NO DIRECT PAYMENT).
4. CLEARING AND GRUBBING SHALL INCLUDE, BUT NOT BE LIMITED TO, REMOVAL OF EXISTING TREES, BUSHES, GROUND COVER, ROCKS, BOULDERS, AND IRRIGATION APPURTENANCE.
5. CONTRACTOR SHALL WORK WITH THE CITY TO TEST THE EXISTING IRRIGATION SYSTEM WITHIN THE PROJECT AREA AND VIDEO DOCUMENT ANY DEFICIENCIES, SUCH AS OVERSPRAY, COVERAGE, ETC. PRIOR TO BEGINNING DEMOLITION ACTIVITIES. CONTRACTOR SHALL REPLACE MAINLINES, LATERALS, FITTINGS, SPRAY HEADS, NOZZLES, AND OTHER IRRIGATION COMPONENTS AS NEEDED TO COMPLETE PROJECT WORK. CONTRACTOR SHALL WORK WITH THE CITY TO ADJUST SPRAY HEADS TO PREVENT OVERSPRAY ONTO PAVED SURFACES, INCLUDING SIDEWALKS. DURING CONSTRUCTION, CONTRACTOR SHALL PROVIDE TEMPORARY MEASURES TO MAINTAIN IRRIGATION TO IMPACTED ZONES WITHIN THE PROJECT AREA.
6. THE CONTRACTOR SHALL COORDINATE WITH THE CITY TO SALVAGE EQUIPMENT REMOVED FROM THE SITE, INCLUDING BUT NOT LIMITED TO SOCCER EQUIPMENT AND IRRIGATION APPURTENANCES. THE CONTRACTOR SHALL COORDINATE WITH THE CITY A LOCATION TO STORE OR DELIVER SALVAGED MATERIALS.
7. MATERIAL GENERATED FROM SITE DEMOLITION AND GRADING ACTIVITIES MAY BE DISPOSED OF AT THE FOLLOWING LOCATION:

   BISHOP–SUNLAND LANDFILL
   110 SUNLAND RESERVATION ROAD
   BISHOP, CA 93514

FOR BIDDING PURPOSES ONLY

NO.	DESCRIPTION	DATE

DATE: JUNE 2026
SCALE: 1"=20'
DRAWN BY: BLA
DESIGNED BY: BLA
CHECKED BY: MAD

PROFESSIONAL ENGINEER STATE OF NEVADA
MICHAEL A. DAVIDSON
EXP: 12/31/26
CIVIL
No. 19870
6/17/2026

WOOD RODGERS
BUILDING RELATIONSHIPS ONE PROJECT AT A TIME
1361 Corporate Blvd
Reno, NV 89502
Tel 775.823.4068
FAX 775.823.4065

CITY OF BISHOP

IMPROVEMENT PLANS FOR
BISHOP CITY PARK FIELD 6 REHABILITATION

DEMOLITION PLAN

PROJECT NO.
8715.004

DRAWING
DM-1

G:\Jobs\8715_City Of Bishop\TOOB_Field 6 Final Design\Civil\Dwg\C03_BFP_DM01.dwg 6/17/2026 11:42 AM Bryce Albright

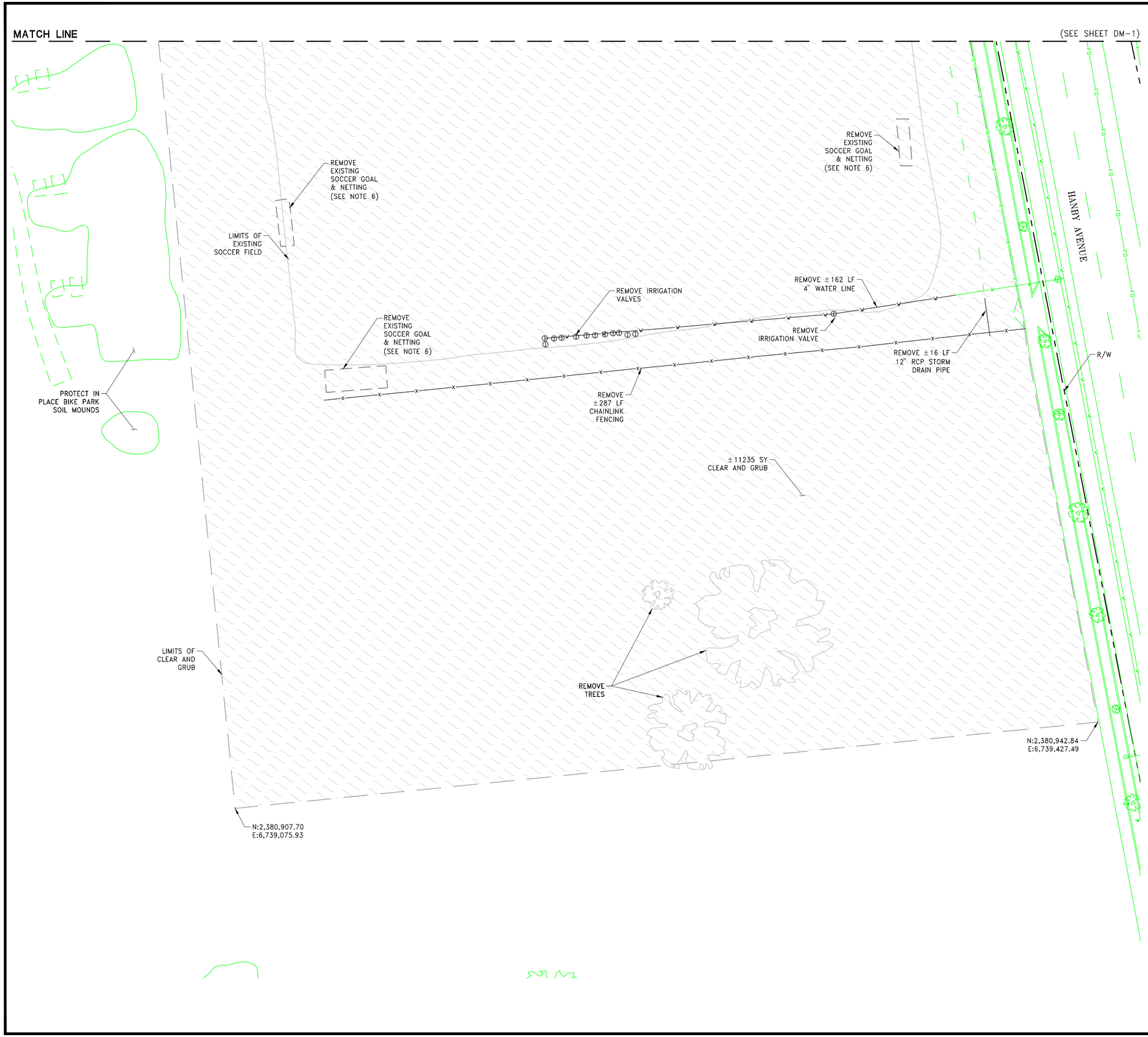

20' 10' 0 20'

SCALE: 1" = 20'

LEGEND:

- CLEAR AND GRUB
- REMOVE BIKE PARK SOIL MOUND
- LIMITS OF CLEAR AND GRUB
- PROTECT IN PLACE

DEMOLITION NOTES:

1. CURB & GUTTER, SIDEWALK, AND DRIVEWAY REMOVAL LIMITS ARE APPROXIMATE. LIMITS SHALL BE ADJUSTED IN THE FIELD TO EXISTING JOINTS UNLESS OTHERWISE APPROVED.
2. EXISTING LANDSCAPING LOCATED OUTSIDE OF THE PROJECT LIMITS SHALL BE PROTECTED IN PLACE UNLESS NOTED OTHERWISE. EXISTING BUSHES AND TREES REQUIRING TRIMMING SHALL BE CONSIDERED INCIDENTAL TO THE PROJECT WITH NO DIRECT PAYMENT UNLESS OTHERWISE APPROVED.
3. CONTRACTOR TO REMOVE IRRIGATION WITHIN THE DEMOLITION LIMITS AND RESTORE IRRIGATION TO WORKING CONDITION AS NECESSARY. INCLUDING BUT NOT LIMITED TO RELOCATING/REPLACING IRRIGATION WIRING, PIPE AND SPRINKLER HEADS (NO DIRECT PAYMENT).
4. CLEARING AND GRUBBING SHALL INCLUDE, BUT NOT BE LIMITED TO, REMOVAL OF EXISTING TREES, BUSHES, GROUND COVER, ROCKS, BOULDERS, AND IRRIGATION APPURTENANCE.
5. CONTRACTOR SHALL WORK WITH THE CITY TO TEST THE EXISTING IRRIGATION SYSTEM WITHIN THE PROJECT AREA AND VIDEO DOCUMENT ANY DEFICIENCIES, SUCH AS OVERSPRAY, COVERAGE, ETC. PRIOR TO BEGINNING DEMOLITION ACTIVITIES. CONTRACTOR SHALL REPLACE MAINLINES, LATERALS, FITTINGS, SPRAY HEADS, NOZZLES, AND OTHER IRRIGATION COMPONENTS AS NEEDED TO COMPLETE PROJECT WORK. CONTRACTOR SHALL WORK WITH THE CITY TO ADJUST SPRAY HEADS TO PREVENT OVERSPRAY ONTO PAVED SURFACES, INCLUDING SIDEWALKS. DURING CONSTRUCTION, CONTRACTOR SHALL PROVIDE TEMPORARY MEASURES TO MAINTAIN IRRIGATION TO IMPACTED ZONES WITHIN THE PROJECT AREA.
6. THE CONTRACTOR SHALL COORDINATE WITH THE CITY TO SALVAGE EQUIPMENT REMOVED FROM THE SITE, INCLUDING BUT NOT LIMITED TO SOCCER EQUIPMENT AND IRRIGATION APPURTENANCES. THE CONTRACTOR SHALL COORDINATE WITH THE CITY A LOCATION TO STORE OR DELIVER SALVAGED MATERIALS.
7. MATERIAL GENERATED FROM SITE DEMOLITION AND GRADING ACTIVITIES MAY BE DISPOSED OF AT THE FOLLOWING LOCATION:

   BISHOP–SUNLAND LANDFILL
   110 SUNLAND RESERVATION ROAD
   BISHOP, CA 93514

FOR BIDDING PURPOSES ONLY

NO.	DESCRIPTION	DATE

DATE: JUNE 2026
SCALE: 1"=20'
DRAWN BY: BLA
DESIGNED BY: BLA
CHECKED BY: MAD

PROFESSIONAL ENGINEER — STATE OF NEVADA — MICHAEL A. DAVIDSON — EXP: 12/31/26 — CIVIL — No. 19870 — 6/17/2026

WOOD RODGERS
BUILDING RELATIONSHIPS ONE PROJECT AT A TIME
1361 Corporate Blvd
Reno, NV 89502
Tel 775.823.4068
FAX 775.823.4069

CITY OF BISHOP — Mono County — Est. 1903

IMPROVEMENT PLANS FOR
BISHOP CITY PARK FIELD 6 REHABILITATION

DEMOLITION PLAN

PROJECT NO. 8715.004

DRAWING **DM-2**

J:\Jobs\8715_City Of Bishop\1008_Field 6 Final Design\Civil\Dwg\C03_BFR_DM02.dwg 6/17/2026 11:43 AM Bryce Albright

186

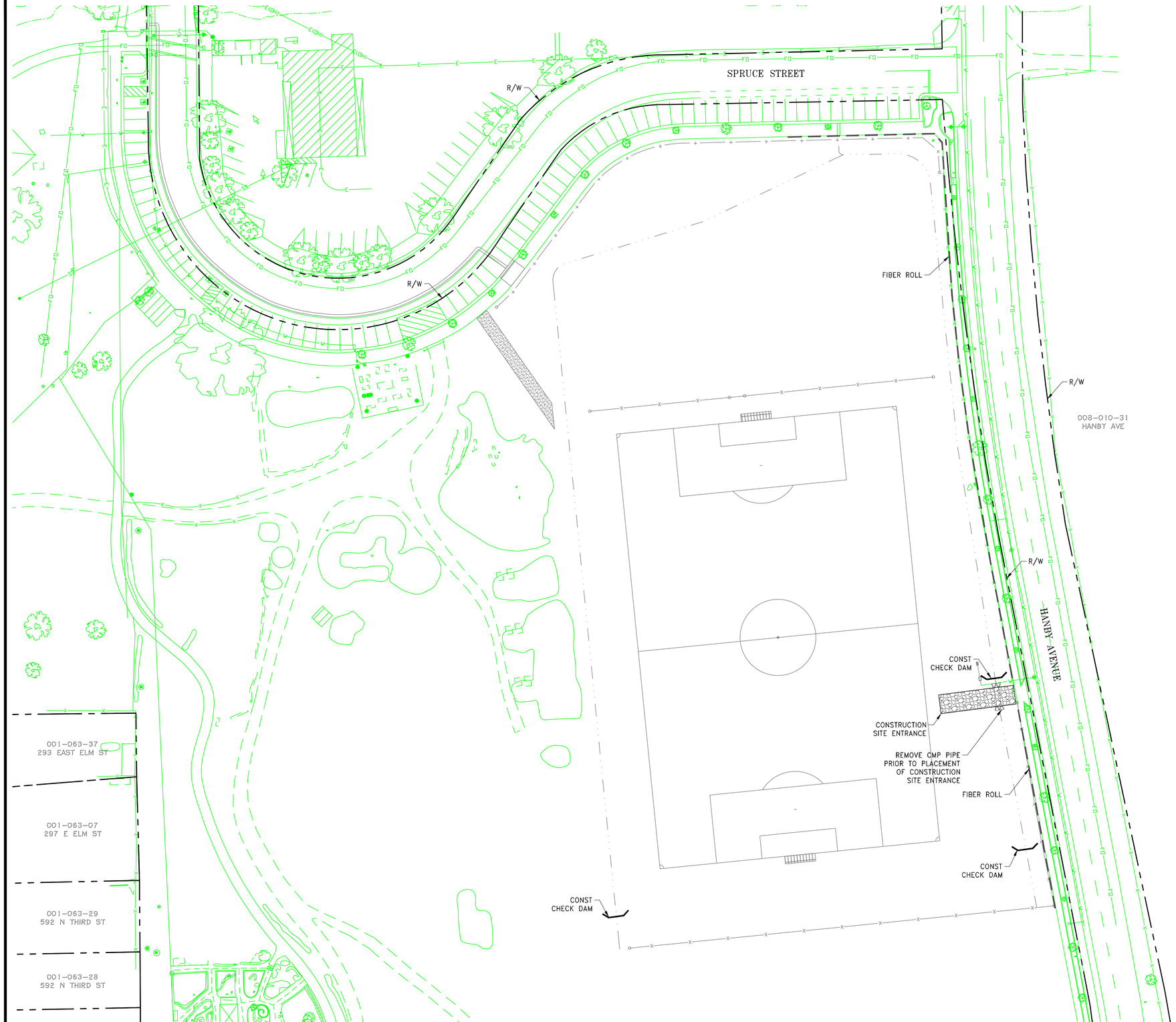

40' 20' 0 40'

SCALE: 1" = 40'

LEGEND:

- CONSTRUCTION SITE ENTRANCE (1 / CD-4)
- CHECK DAM (1 / CD-3)
- FIBER ROLL (1 / CD-2)

NOTES:

1. THE CONTRACTOR SHALL EACH DAY REMOVE ALL SEDIMENT, MUD, CONSTRUCTION DEBRIS, OR OTHER POTENTIAL POLLUTANTS THAT MAY HAVE BEEN DISCHARGED TO, OR ACCUMULATE IN, WATERS OF THE US AS A RESULT OF CONSTRUCTION ACTIVITIES ASSOCIATED WITH THIS SITE DEVELOPMENT OR CONSTRUCTION PROJECT. SUCH MATERIALS SHALL BE PREVENTED FROM ENTERING THE STORM SEWER SYSTEM.
2. ADDITIONAL CONSTRUCTION SITE DISCHARGE BEST MANAGEMENT PRACTICES MAY BE REQUIRED OF THE CONTRACTOR DUE TO UNFORESEEN EROSION PROBLEMS OR IF THE SUBMITTED PLAN DOES NOT MEET THE PERFORMANCE STANDARDS SPECIFIED BY THE PROJECT.
3. TEMPORARY OR PERMANENT STABILIZATION PRACTICES WILL BE INSTALLED ON DISTURBED AREAS AS SOON AS PRACTICABLE AND NO LATER THAN 14 DAYS AFTER THE CONSTRUCTION ACTIVITY IN THAT PORTION OF THE SITE HAS TEMPORARILY OR PERMANENTLY CEASED.
4. AT A MINIMUM, THE CONTRACTOR SHALL INSPECT ALL DISTURBED AREAS, AREAS USED FOR STORAGE OF MATERIALS AND EQUIPMENT THAT ARE EXPOSED TO PRECIPITATION, VEHICLE ENTRANCE AND EXIT LOCATIONS AND ALL BMPs WEEKLY, PRIOR TO A FORECASTED RAIN EVENT AND WITHIN 24 HOURS AFTER ANY ACTUAL RAIN EVENT. THE CONTRACTOR SHALL UPDATE OR MODIFY THE STORMWATER POLLUTION PREVENTION PLAN AS NECESSARY. SOME EXCEPTIONS TO WEEKLY INSPECTIONS MAY APPLY, SUCH AS FROZEN GROUND CONDITIONS OR SUSPENSION OF LAND DISTURBANCE ACTIVITIES.
5. ACCUMULATED SEDIMENT IN BMPs SHALL BE REMOVED WITHIN SEVEN DAYS AFTER A STORMWATER RUNOFF EVENT OR PRIOR TO THE NEXT ANTICIPATED STORM EVENT WHICHEVER IS EARLIER. SEDIMENT MUST BE REMOVED WHEN BMP DESIGN CAPACITY HAS BEEN REDUCED BY 30 PERCENT OR MORE.
6. CONTRACTOR SHALL CREATE A LOCATION FOR HANDLING AND DISPOSING OF CONCRETE AND CEMENT AND FOR VEHICLE MAINTENANCE.
7. MATERIAL GENERATED FROM SITE DEMOLITION AND GRADING ACTIVITIES MAY BE DISPOSED OF AT THE FOLLOWING LOCATION:

   BISHOP-SUNLAND LANDFILL
   110 SUNLAND RESERVATION ROAD
   BISHOP, CA 93514

FOR BIDDING PURPOSES ONLY

NO.	DESCRIPTION	DATE

DATE: JUNE 2026
SCALE: 1"=40'
DRAWN BY: BLA
DESIGNED BY: BLA
CHECKED BY: MAD

PROFESSIONAL ENGINEER — STATE OF NEVADA — MICHAEL A. DAVIDSON — EXP: 12/31/26 — CIVIL — No. 19870 — 6/17/2026

WOOD RODGERS
BUILDING RELATIONSHIPS ONE PROJECT AT A TIME
1361 Corporate Blvd
Reno, NV 89502
Tel 775.823.4068
FAX. 775.823.4065

CITY OF BISHOP — ESTD. 1903 — 4th CLASS

IMPROVEMENT PLANS FOR
BISHOP CITY PARK FIELD 6 REHABILITATION
EROSION & SEDIMENT CONTROL PLAN

PROJECT NO. 8715.004

DRAWING
EC-1

J:\Jobs\8715_City Of Bishop\T008_Field 6 Final Design\Civil\Dwg\C04_EPR_EC01.dwg 6/17/2026 11:43 AM Bryce Albright

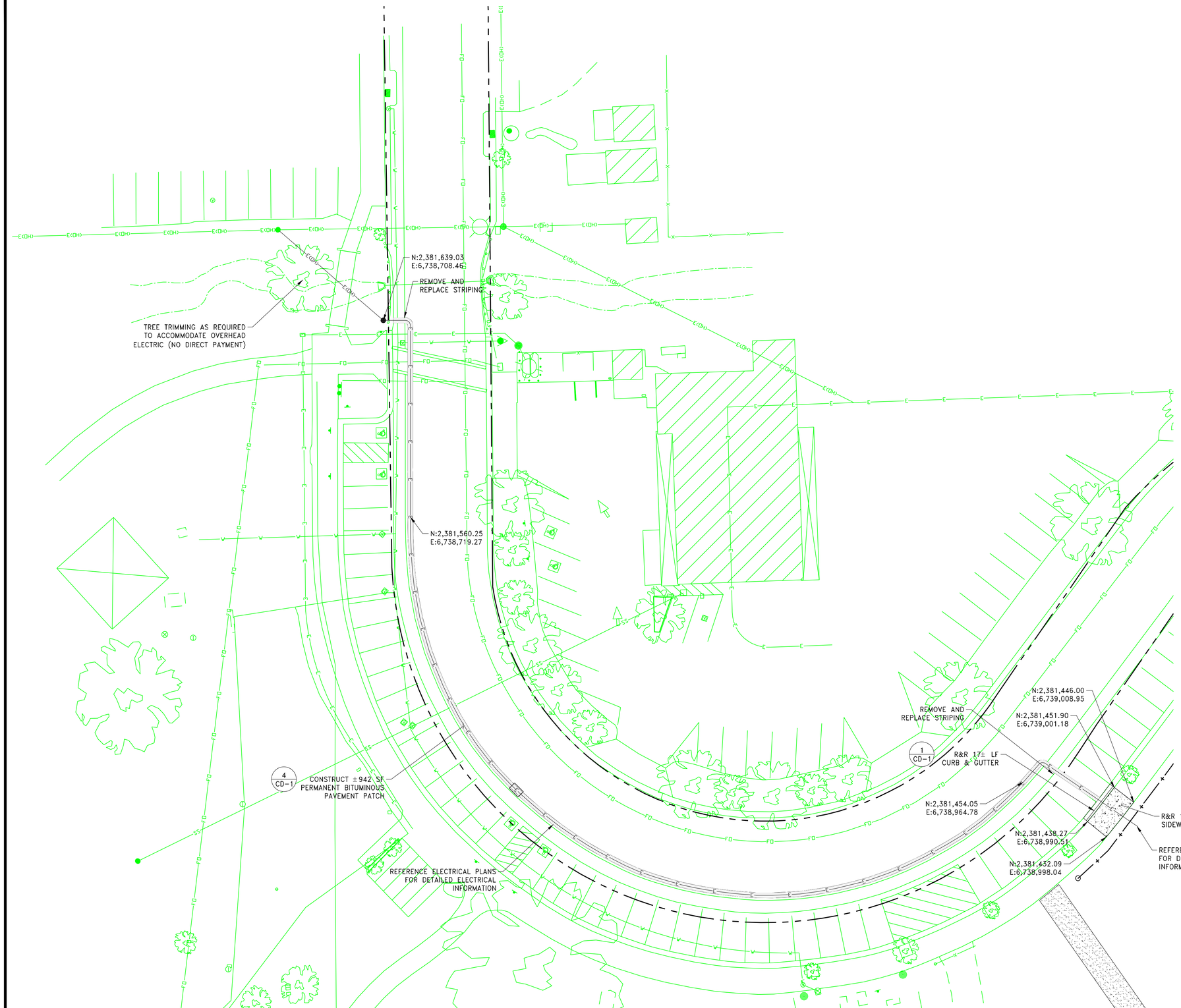

20' 10' 0 20'

SCALE: 1" = 20'

LEGEND:

- PERMANENT BITUMINOUS PAVEMENT PATCHING
- SIDEWALK
- CURB & GUTTER
- EXISTING IMPROVEMENTS (PROTECT IN PLACE)

SITE PLAN NOTES:

1. ALL EXISTING UTILITY COVERS, VALVE BOXES, SURVEY MONUMENTS, AND MANHOLES, ARE TO BE PROTECTED IN PLACE UNLESS OTHERWISE NOTED.
2. REFERENCE DM SHEETS FOR GENERAL PROTECT IN PLACE NOTES.
3. EXISTING LANDSCAPING LOCATED WITHIN THE PROJECT LIMITS SHALL BE PROTECTED IN PLACE UNLESS NOTED OTHERWISE. BUSHES AND TREES REQUIRING TRIMMING TO PERMIT CONSTRUCTION SHALL BE CONSIDERED INCIDENTAL TO THE PROJECT WITH NO DIRECT PAYMENT UNLESS OTHERWISE APPROVED.

FOR BIDDING PURPOSES ONLY

NO.	DESCRIPTION	DATE

DATE: JUNE 2026
SCALE: 1"=20'
DRAWN BY: BLA
DESIGNED BY: BLA
CHECKED BY: MAD

PROFESSIONAL ENGINEER — STATE OF NEVADA — MICHAEL A. DAVIDSON — EXP: 12/31/26 — CIVIL — No. 19870 — 6/17/2026

WOOD RODGERS
BUILDING RELATIONSHIPS ONE PROJECT AT A TIME
1361 Corporate Blvd
Reno, NV 89502
Tel 775.823.4068
FAX 775.823.4065

CITY OF BISHOP — THE COUNTY SEAT — ESTD. 1903

IMPROVEMENT PLANS FOR
BISHOP CITY PARK FIELD 6 REHABILITATION

SITE PLAN

PROJECT NO. 8715.004

DRAWING S-1

s:\Jobs\8715_City Of Bishop\T008_Field 6 Final Design\Civil\Dwg\C05_BFR_S01.dwg 6/17/2026 11:43 AM Bryce Albright

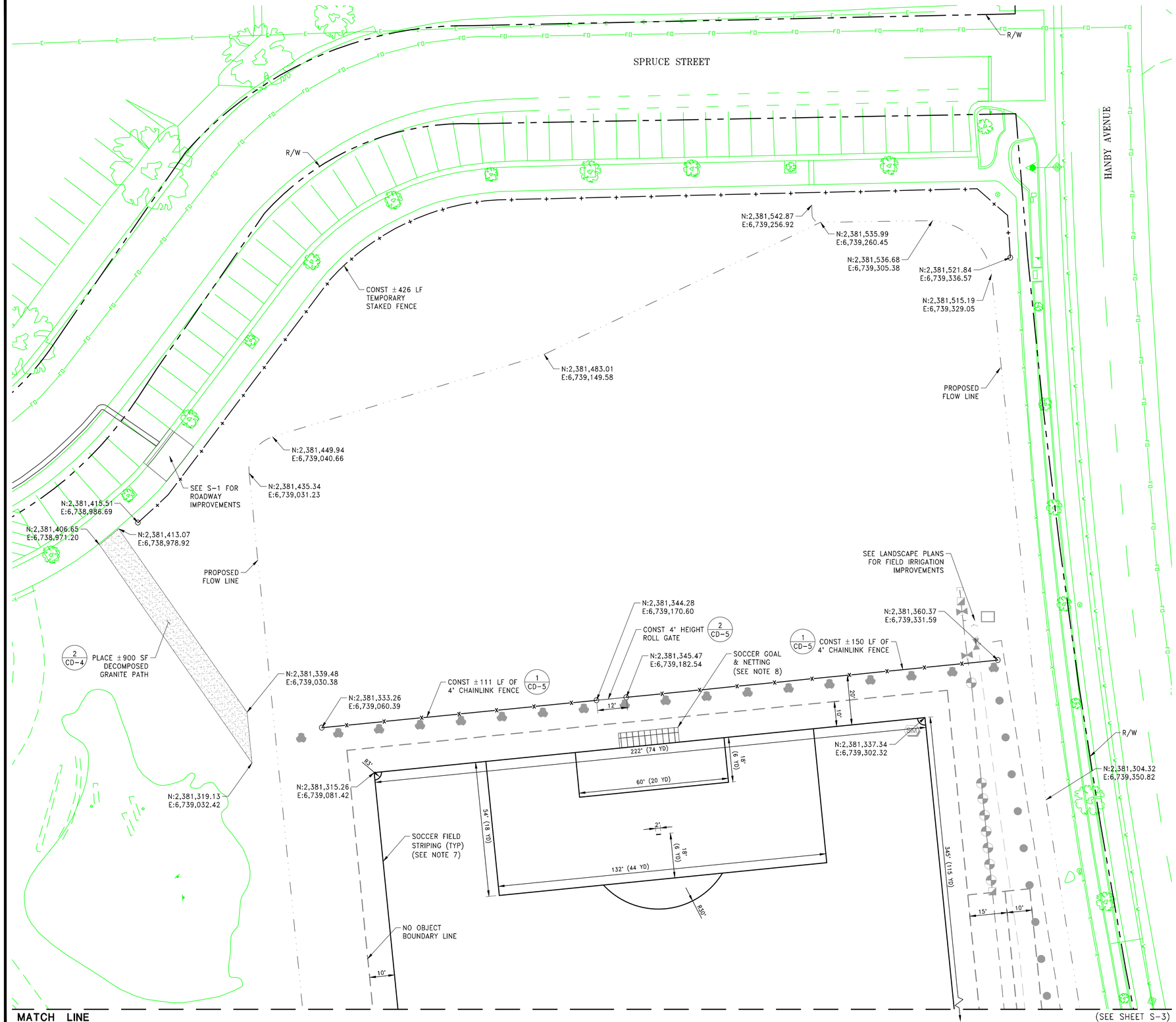

20' 10' 0 20'

SCALE: 1" = 20'

LEGEND:

- TEMPORARY STAKED FENCE
- FLOW LINE
- CHAINLINK FENCE
- SOCCER FIELD STRIPING
- NO OBJECT BOUNDARY LINE (FOR INFORMATION ONLY)
- CMP PIPE
- CMP FLARED END SECTION
- EXISTING IMPROVEMENTS (PROTECT IN PLACE)

SITE PLAN NOTES:

1. ALL EXISTING UTILITY COVERS, VALVE BOXES, SURVEY MONUMENTS, AND MANHOLES, ARE TO BE PROTECTED IN PLACE UNLESS OTHERWISE NOTED.
2. REFERENCE DM SHEETS FOR GENERAL PROTECT IN PLACE NOTES.
3. EXISTING LANDSCAPING LOCATED WITHIN THE PROJECT LIMITS SHALL BE PROTECTED IN PLACE UNLESS NOTED OTHERWISE. BUSHES AND TREES REQUIRING TRIMMING TO PERMIT CONSTRUCTION SHALL BE CONSIDERED INCIDENTAL TO THE PROJECT WITH NO DIRECT PAYMENT UNLESS OTHERWISE APPROVED.
4. SHOULD ANY PREHISTORIC OR HISTORIC REMAINS/ARTIFACTS BE DISCOVERED DURING SITE DEVELOPMENT, WORK SHALL TEMPORARILY BE HALTED AT THE SPECIFIC SITE AND THE STATE HISTORIC PRESERVATION OFFICE OF THE DEPARTMENT OF MUSEUMS, LIBRARY AND ARTS SHALL BE NOTIFIED TO RECORD AND PHOTOGRAPH THE SITE. THE PERIOD OF TEMPORARY DELAY SHALL BE LIMITED TO A MAXIMUM OF TWO (2) WORKING DAYS FROM THE DATE OF NOTIFICATION.
5. LANDSCAPING AND IRRIGATION REMOVAL AND REPAIR ADJACENT TO IMPROVEMENTS MAY BE REQUIRED AND ARE CONSIDERED INCIDENTAL TO PROJECT.
6. THE SOCCER FIELD HAS A DIMENSION OF 115 YARDS BY 74 YARDS.
7. SOCCER FIELD STRIPING SHALL BE 4" SOLID WHITE KRYLON LINE-UP BULK ATHLETIC FIELD MARKING PAINT OR APPROVED EQUAL. TOTAL STRIPING LENGTH ±2170 FT.
8. SOCCER GOAL SHALL BE SOCCER INNOVATIONS 8x24 PREMIER PRO OR APPROVED EQUAL.
9. SEE LANDSCAPE PLANS FOR DETAILED DESIGN OF LANDSCAPE AND IRRIGATION AREAS.

FOR BIDDING PURPOSES ONLY

NO.	DESCRIPTION	DATE

DATE: JUNE 2026
SCALE: 1"=20'
DRAWN BY: BLA
DESIGNED BY: BLA
CHECKED BY: MAD

PROFESSIONAL ENGINEER STATE OF NEVADA
MICHAEL A. DAVIDSON
EXP: 12/31/26
CIVIL
No. 19870
6/17/2026

WOOD RODGERS
BUILDING RELATIONSHIPS ONE PROJECT AT A TIME
1361 Corporate Blvd
Reno, NV 89502
Tel 775.823.4068
Fax 775.823.4065

CITY OF BISHOP
Est. 1903
Inyo County
Pop. 3,800

IMPROVEMENT PLANS FOR
BISHOP CITY PARK FIELD 6 REHABILITATION

SITE PLAN

PROJECT NO. 8715.004

DRAWING
S-2

J:\Jobs\8715_City Of Bishop\1008_Field 6 Final Design\Civil\Dwg\C05_BFR_S02.dwg 6/17/2026 11:49 AM Bryce Albright

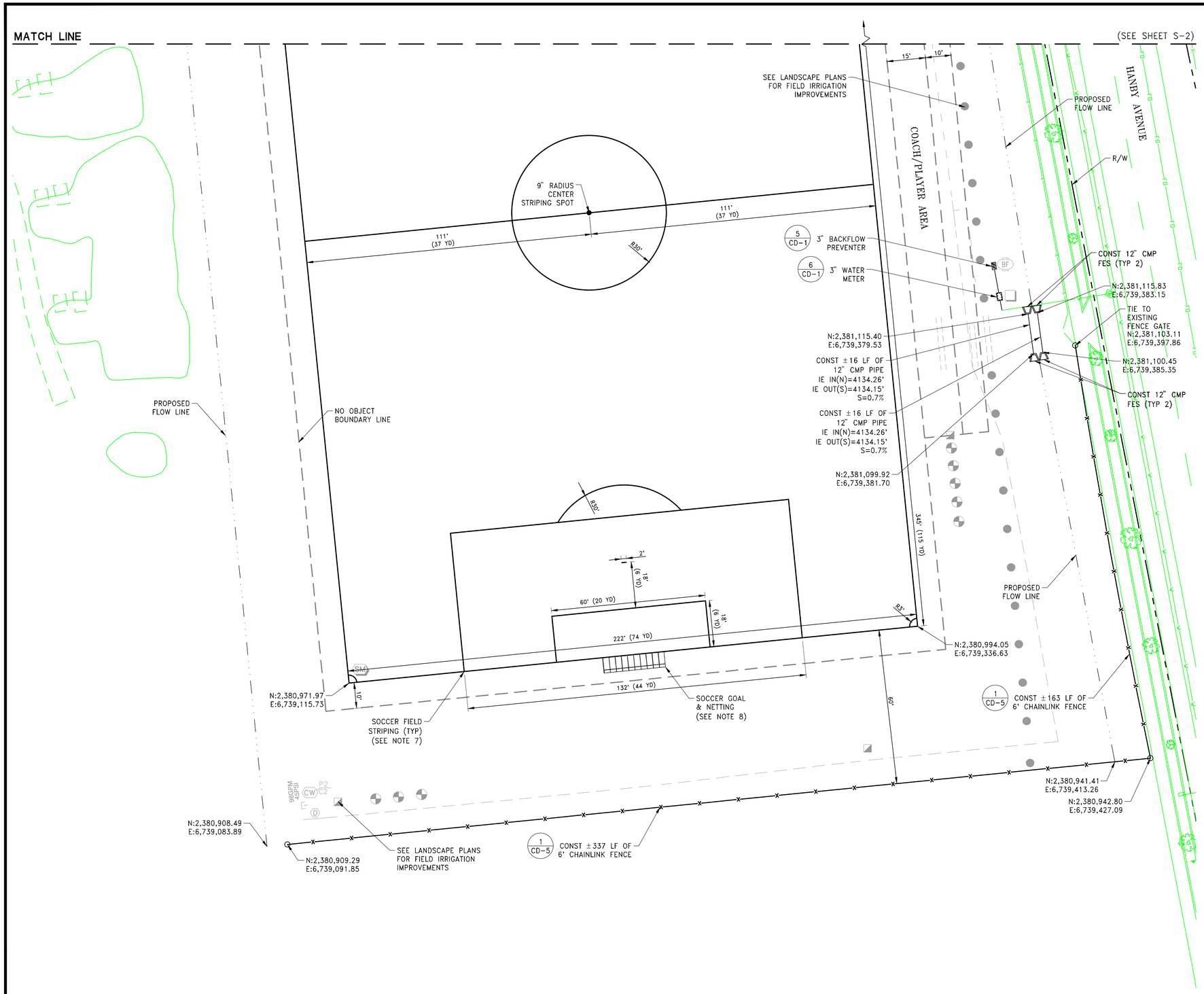

20' 10' 0 20'

SCALE: 1" = 20'

LEGEND:

- TEMPORARY STAKED FENCE
- FLOW LINE
- CHAINLINK FENCE
- SOCCER FIELD STRIPING
- NO OBJECT BOUNDARY LINE (FOR INFORMATION ONLY)
- CMP PIPE
- CMP FLARED END SECTION
- EXISTING IMPROVEMENTS (PROTECT IN PLACE)

SITE PLAN NOTES:

1. ALL EXISTING UTILITY COVERS, VALVE BOXES, SURVEY MONUMENTS, AND MANHOLES, ARE TO BE PROTECTED IN PLACE UNLESS OTHERWISE NOTED.
2. REFERENCE DM SHEETS FOR GENERAL PROTECT IN PLACE NOTES.
3. EXISTING LANDSCAPING LOCATED WITHIN THE PROJECT LIMITS SHALL BE PROTECTED IN PLACE UNLESS NOTED OTHERWISE. BUSHES AND TREES REQUIRING TRIMMING TO PERMIT CONSTRUCTION SHALL BE CONSIDERED INCIDENTAL TO THE PROJECT WITH NO DIRECT PAYMENT UNLESS OTHERWISE APPROVED.
4. SHOULD ANY PREHISTORIC OR HISTORIC REMAINS/ARTIFACTS BE DISCOVERED DURING SITE DEVELOPMENT, WORK SHALL TEMPORARILY BE HALTED AT THE SPECIFIC SITE AND THE STATE HISTORIC PRESERVATION OFFICE OF THE DEPARTMENT OF MUSEUMS, LIBRARY AND ARTS SHALL BE NOTIFIED TO RECORD AND PHOTOGRAPH THE SITE. THE PERIOD OF TEMPORARY DELAY SHALL BE LIMITED TO A MAXIMUM OF TWO (2) WORKING DAYS FROM THE DATE OF NOTIFICATION.
5. LANDSCAPING AND IRRIGATION REMOVAL AND REPAIR ADJACENT TO IMPROVEMENTS MAY BE REQUIRED AND ARE CONSIDERED INCIDENTAL TO PROJECT.
6. THE SOCCER FIELD HAS A DIMENSION OF 115 YARDS BY 74 YARDS.
7. SOCCER FIELD STRIPING SHALL BE 4" SOLID WHITE KRYLON LINE-UP BULK ATHLETIC FIELD MARKING PAINT OR APPROVED EQUAL. TOTAL STRIPING LENGTH ±2170 FT.
8. SOCCER GOAL SHALL BE SOCCER INNOVATIONS 8x24 PREMIER PRO OR APPROVED EQUAL.
9. SEE LANDSCAPE PLANS FOR DETAILED DESIGN OF LANDSCAPE AND IRRIGATION AREAS.

FOR BIDDING PURPOSES ONLY

NO.	DESCRIPTION	DATE

DATE: JUNE 2026
SCALE: 1"=20'
DRAWN BY: BLA
DESIGNED BY: BLA
CHECKED BY: MAD

PROFESSIONAL ENGINEER STATE OF NEVADA
MICHAEL A. DAVIDSON
EXP: 12/31/26
CIVIL
No. 19870
6/17/2026

WOOD RODGERS
BUILDING RELATIONSHIPS ONE PROJECT AT A TIME
Tel 775.823.4068
1361 Corporate Blvd
Reno, NV 89502
FAX 775.823.4066

CITY OF BISHOP
Inyo County
Est. 1903

IMPROVEMENT PLANS FOR
BISHOP CITY PARK FIELD 6 REHABILITATION

SITE PLAN

PROJECT NO. 8715.004

DRAWING
S-3

J:\Jobs\8715_City Of Bishop\1008_Field 6 Final Design\Civil\Dwg\CD5_BFR_S03.dwg 6/17/2026 11:55 AM Bryce Albright

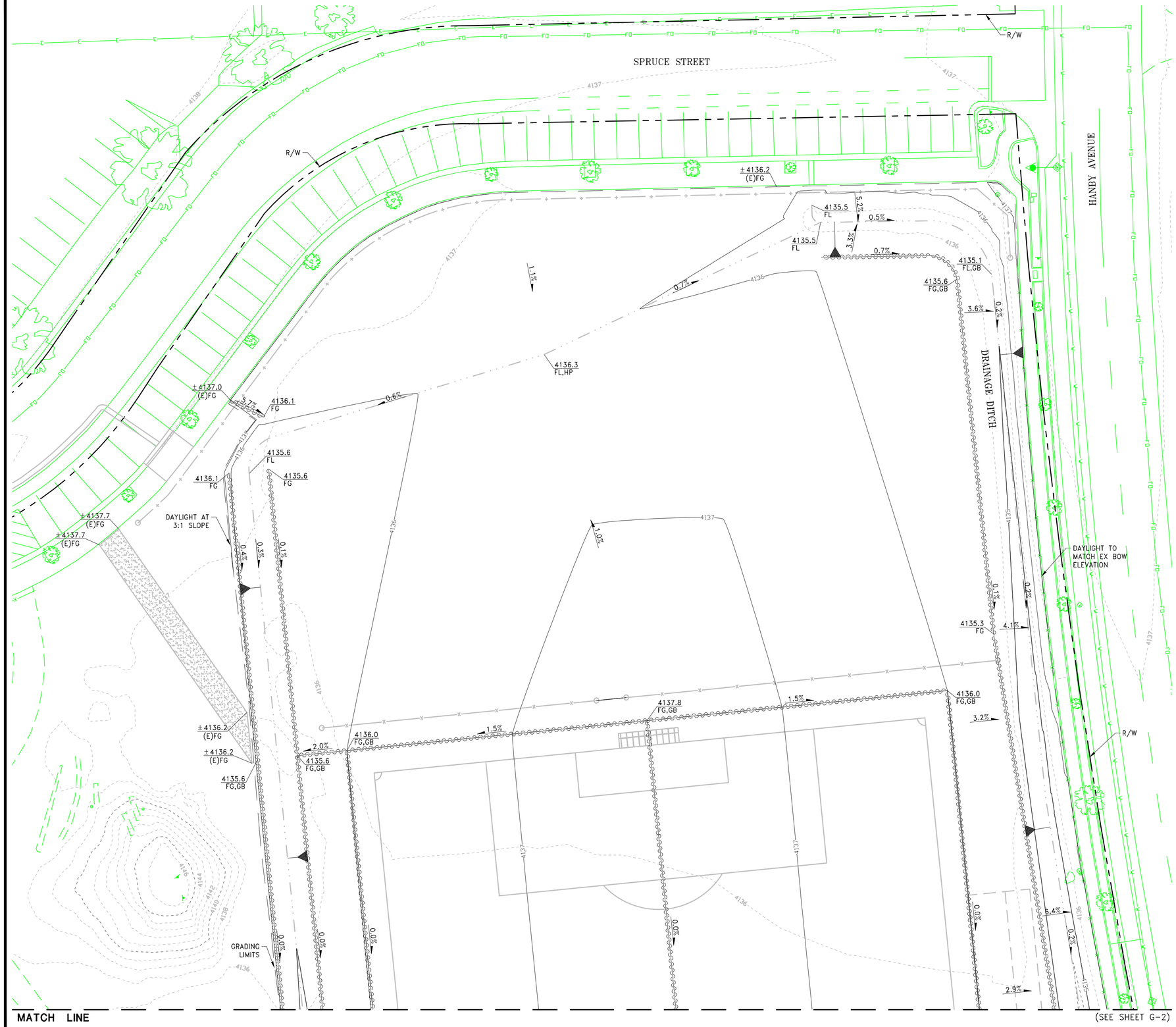

20' 10' 0 20'

SCALE: 1" = 20'

LEGEND:

GRADE BREAK

EXISTING IMPROVEMENTS (PROTECT IN PLACE)

GRADING NOTES:

1. REFER TO IRRIGATION PLANS FOR ALL IRRIGATION SYSTEM CONNECTION INFORMATION.
2. EXISTING UTILITY TIE-IN INFORMATION HAS BEEN OBTAINED FROM FIELD SURVEY WHERE EXISTING IMPROVEMENTS COULD BE LOCATED. CONTRACTOR TO VERIFY ACCURACY OF INFORMATION PRIOR TO CONSTRUCTION AND TO NOTIFY ENGINEER OF ANY DISCREPANCIES FOUND BEFORE COMMENCING WORK.

FOR BIDDING PURPOSES ONLY

NO.	DESCRIPTION	DATE

DATE: JUNE 2026
SCALE: 1"=20'
DRAWN BY: BLA
DESIGNED BY: BLA
CHECKED BY: MAD

PROFESSIONAL ENGINEER STATE OF NEVADA
MICHAEL A. DAVIDSON
EXP: 12/31/26
CIVIL
No. 19870
6/17/2026

WOOD RODGERS
BUILDING RELATIONSHIPS ONE PROJECT AT A TIME
Tel 775.823.4068
1361 Corporate Blvd
Reno, NV 89502
FAX 775.823.4066

CITY OF BISHOP
Pro Cultu Agri Pro Cultu

IMPROVEMENT PLANS FOR
BISHOP CITY PARK FIELD 6 REHABILITATION
GRADING PLAN

PROJECT NO. 8715.004

DRAWING
G-1

J:\Jobs\8715_City Of Bishop\1008_Field 6 Final Design\Civil\Dwg\C06_BFR_G01.dwg 6/17/2026 11:44 AM Bryce Albright

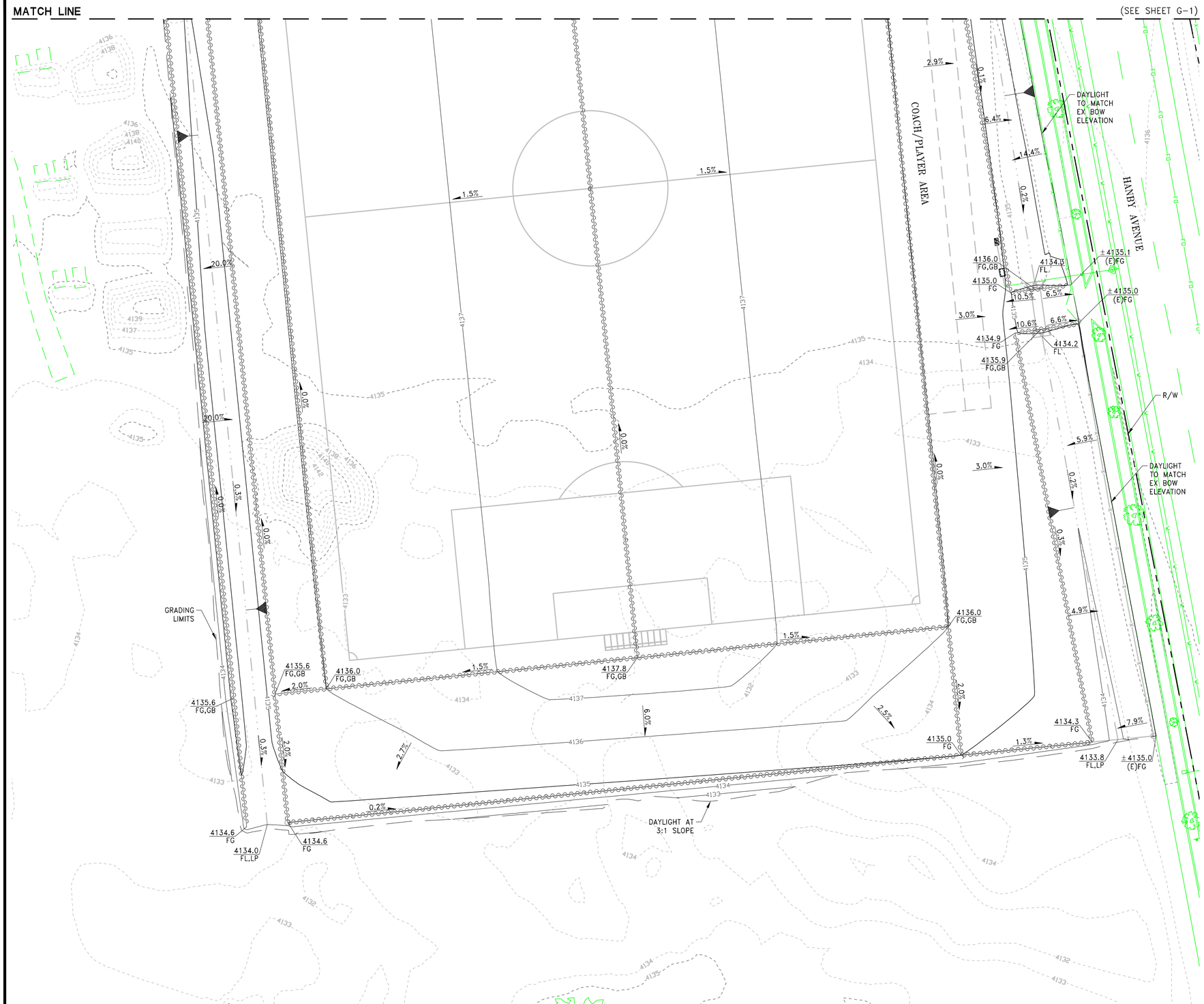

20' 10' 0 20'

SCALE: 1" = 20'

LEGEND:

GRADE BREAK

EXISTING IMPROVEMENTS (PROTECT IN PLACE)

GRADING NOTES:

1. REFER TO IRRIGATION PLANS FOR ALL IRRIGATION SYSTEM CONNECTION INFORMATION.
2. EXISTING UTILITY TIE-IN INFORMATION HAS BEEN OBTAINED FROM BOTH RECORD DRAWINGS AND FIELD SURVEY WHERE EXISTING IMPROVEMENTS COULD BE LOCATED. CONTRACTOR TO VERIFY ACCURACY OF INFORMATION PRIOR TO CONSTRUCTION AND TO NOTIFY ENGINEER OF ANY DISCREPANCIES FOUND BEFORE COMMENCING WORK.

FOR BIDDING PURPOSES ONLY

NO.	DESCRIPTION	DATE

DATE: JUNE 2026
SCALE: 1"=20'
DRAWN BY: BLA
DESIGNED BY: BLA
CHECKED BY: MAD

PROFESSIONAL ENGINEER — STATE OF NEVADA — MICHAEL A. DAVIDSON — EXP: 12/31/26 — CIVIL — No. 19870 — 6/17/2026

WOOD RODGERS
BUILDING RELATIONSHIPS ONE PROJECT AT A TIME
1361 Corporate Blvd
Reno, NV 89502
Tel 775.823.4068
FAX 775.823.4069

CITY OF BISHOP — Inyo County — Est. 1903

IMPROVEMENT PLANS FOR
BISHOP CITY PARK FIELD 6 REHABILITATION
GRADING PLAN

PROJECT NO. 8715.004

DRAWING G-2

J:\Jobs\8715_City Of Bishop\1008_Field 6 Final Design\Civil\Dwg\CKR_BFR_G02.dwg 6/17/2026 11:45 AM Bryce Albright

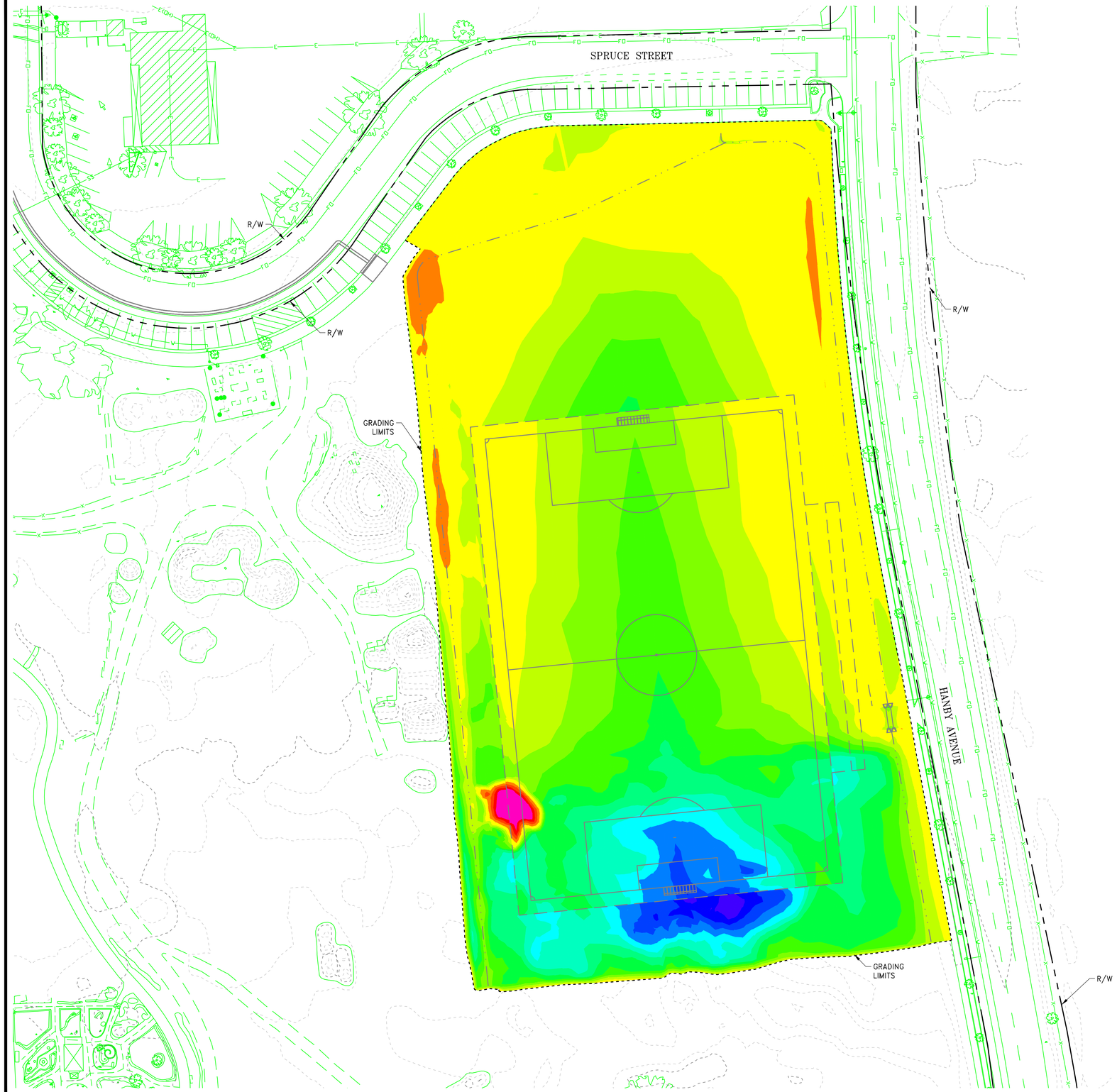

40' 20' 0 40'

SCALE: 1" = 40'

LEGEND:

- 8' CUT TO >4' CUT
- 4' CUT TO >3' CUT
- 3' CUT TO >2' CUT
- 2' CUT TO >1' CUT
- 1' CUT TO >EX
- EX TO <0.5' FILL
- 0.5' FILL TO <1' FILL
- 1' FILL TO <1.5' FILL
- 1.5' FILL TO <2' FILL
- 2' FILL TO <2.5' FILL
- 2.5' FILL TO <3' FILL
- 3' FILL TO <3.5' FILL
- 3.5' FILL TO <4' FILL
- 4' FILL TO <4.5' FILL
- 4.5' FILL TO <5' FILL
- 5' FILL TO <5.5' FILL
- 5.5' FILL TO <6' FILL

NOTES:

1. SEE GRADING PLAN SHEETS FOR PROPOSED GRADING.

FOR BIDDING PURPOSES ONLY

NO.	DESCRIPTION	DATE

DATE: JUNE 2026
SCALE: 1"=40'
DRAWN BY: BLA
DESIGNED BY: BLA
CHECKED BY: MAD

MICHAEL A. DAVIDSON
EXP: 12/31/26
CIVIL
No. 19870
STATE OF NEVADA
PROFESSIONAL ENGINEER
6/17/2026

WOOD RODGERS
BUILDING RELATIONSHIPS ONE PROJECT AT A TIME
5361 Corporate Blvd
Reno, NV 89502
Tel 775.823.4068
Fax 775.823.4066

CITY OF BISHOP
Est. 1903
Pop. 3,800

IMPROVEMENT PLANS FOR
BISHOP CITY PARK FIELD 6 REHABILITATION

EARTHWORK CUT/FILL VISUAL

PROJECT NO.
8715.004

DRAWING
CF-1

a:\jobs\8715_City Of Bishop\TOWB_Field 6 Final Design\Civil\Dwg\C07_BFR_CF01.dwg 6/17/2026 11:45 AM Bryce Albright

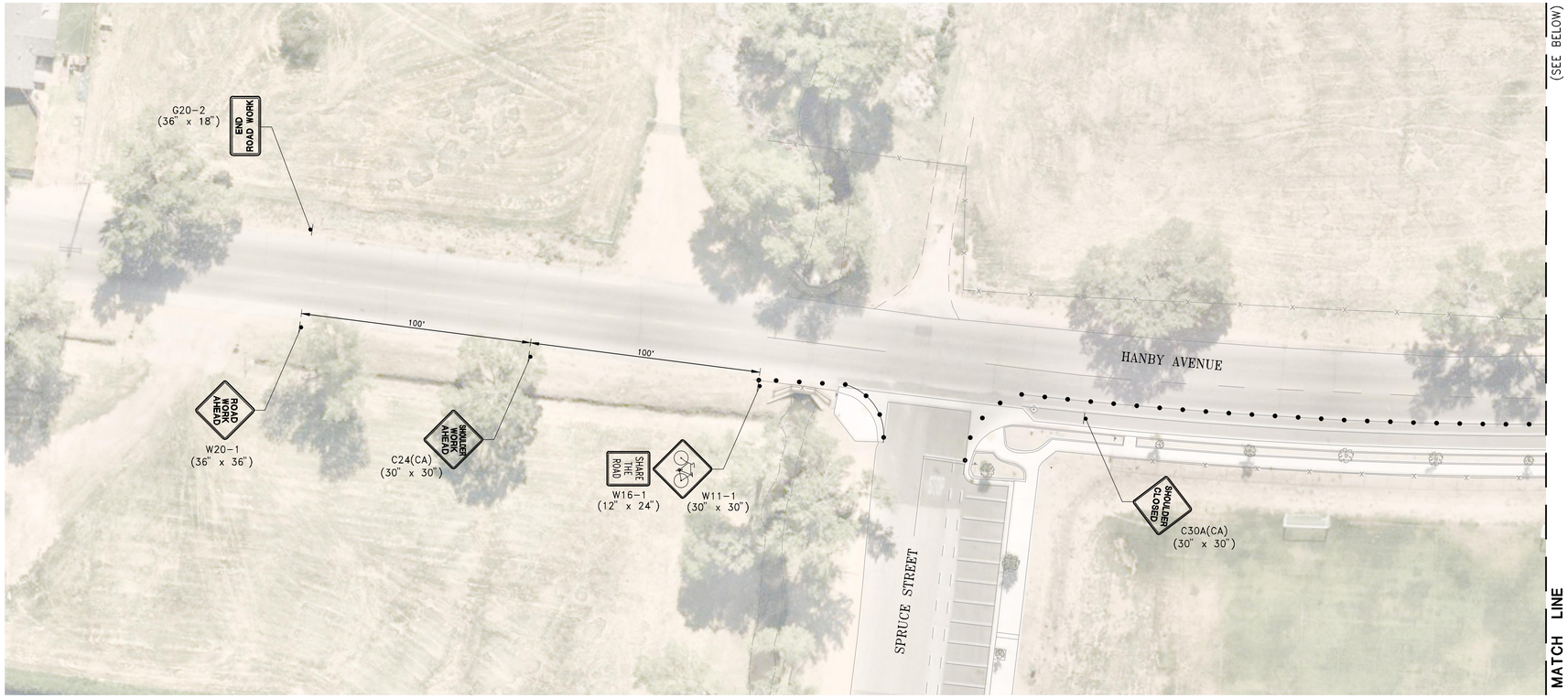

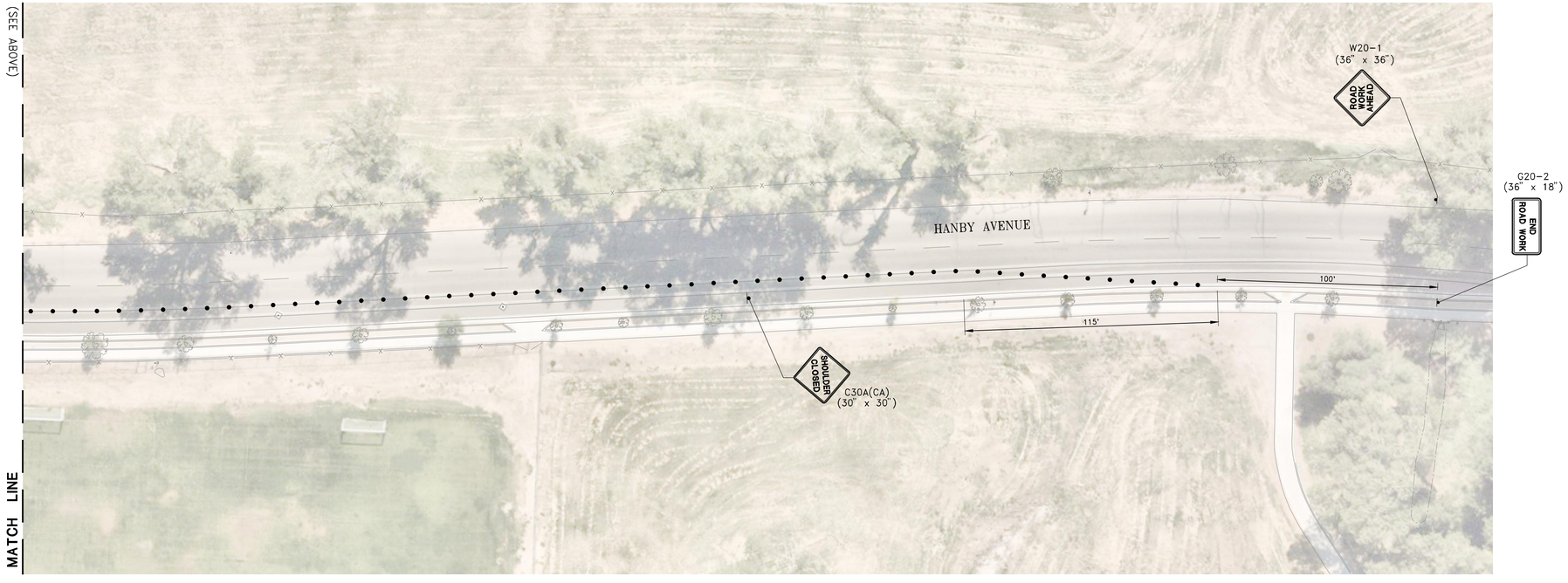

30' 15' 0 30'

SCALE: 1" = 30'

LEGEND:

EXISTING IMPROVEMENTS (PROTECT IN PLACE)

TRAFFIC CONE

TRAFFIC SIGN (TYPE AS SHOWN)

TRAFFIC CONTROL NOTES:

1. DRIVEWAYS SHALL REMAIN OPEN AND OPERATIONAL THROUGHOUT THE DURATION OF CONSTRUCTION.

FOR BIDDING PURPOSES ONLY

NO.	DESCRIPTION	DATE

DATE: JUNE 2026
SCALE: 1" = 30'
DRAWN BY: BLA
DESIGNED BY: BLA
CHECKED BY: MAD

PROFESSIONAL ENGINEER STATE OF NEVADA
MICHAEL A. DAVIDSON
EXP: 12/31/26
CIVIL
No. 19870
6/17/2026

WOOD RODGERS
BUILDING RELATIONSHIPS ONE PROJECT AT A TIME
1361 Corporate Blvd
Reno, NV 89502
Tel 775.823.4068
FAX 775.823.4066

CITY OF BISHOP
ESTABLISHED 1903
PLACER COUNTY
CALIFORNIA

IMPROVEMENT PLANS FOR
BISHOP CITY PARK FIELD 6 REHABILITATION

TRAFFIC CONTROL PLAN

PROJECT NO.
8715.004

DRAWING
TC-1

J:\Jobs\8715_City Of Bishop\T008_Field 6 Final Design\Civil\Dwg\C08_BFR_TC01.dwg 6/17/2026 11:45 AM Bryce Albright

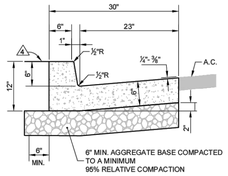

TYPE 1A

NOTES:

1. CONCRETE SHALL BE GENERAL USE CONCRETE. MATERIAL SHALL CONFORM TO SECTION 204 OF THE SPWC.
2. AGGREGATE BASE MATERIAL UNDER AND BEHIND CURB AND GUTTER SHALL BE CLASS 2 CRUSHED AGGREGATE BASE. MATERIALS SHALL CONFORM TO SPWC SECTION 203.
3. WEAKENED PLANE JOINTS SHALL BE EVERY 10 FEET AND LOCATED ON THE BACK, TOP AND FACE OF THE CURB AND THE TOP OF THE GUTTER PAN.
4. CURB & GUTTER SECTIONS SHALL BE PLACED SEPARATELY FROM SIDEWALK SECTIONS. WHEN SIDEWALK IS NOT REQUIRED DIRECTLY BEHIND THE CURB, BACKFILL TO TOP OF CURB FOR A HORIZONTAL DISTANCE OF 12" FROM BACK FACE OF CURB AND COMPACT TO 90% RELATIVE COMPACTION.
5. FOR REPLACEMENT OF EXISTING CURB AND GUTTER, MATCH EXISTING TYPE.

REVISION	DATE	APPROVED BY PUBLIC WORKS DIRECTOR	STANDARD DETAILS FOR PUBLIC WORKS CONSTRUCTION	DRAWING No.
		DATE	CURB AND GUTTER DETAILS	1-6
				SCALE: NOT TO SCALE

1 CD-1 **CURB & GUTTER**
N.T.S.

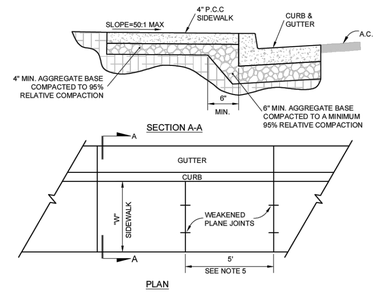

PLAN

NOTES:

1. CONCRETE SHALL BE GENERAL USE CONCRETE. MATERIAL SHALL CONFORM TO SECTION 204 OF THE SPWC.
2. AGGREGATE BASE MATERIAL UNDER SIDEWALKS SHALL BE CLASS 2 AGGREGATE BASE. MATERIALS SHALL CONFORM TO SECTION 203 OF THE SPWC, AS ADOPTED BY CITY COUNCIL.
3. SIDEWALK WIDTH "W" SHALL BE 4'-2" MIN. IN ALL LOCATIONS WITH 60" PASSING SPACE EVERY 200' ON RESIDENTIAL STREETS AND 6 FT MIN. ON COLLECTOR AND ARTERIAL STREETS.
4. WEAKENED PLANE JOINTS SHALL BE CONSTRUCTED AT 5 FT' INTERVALS.
5. ALL ADJACENT CONCRETE REMOVAL SHALL BE TO NEAT SAW CUT LINES AT RIGHT ANGLES TO NEW SIDEWALK. DOWEL INTO EXISTING ADJACENT CONCRETE SIDEWALK WITH A MINIMUM OF TWO (2) No. 4 REINFORCEMENT BARS EQUALLY SPACED ACROSS WIDTH "W". DOWELS SHALL PENETRATE A MINIMUM OF 4" INTO EXISTING CONCRETE.
6. SIDEWALKS SHALL NOT BE POURED MONOLITHICALLY WITH CURBS.
7. TUNNELING AND/OR BORING IS NOT ALLOWED.

REVISION	DATE	APPROVED BY PUBLIC WORKS DIRECTOR	STANDARD DETAILS FOR PUBLIC WORKS CONSTRUCTION	DRAWING No.
		DATE	SIDEWALK DETAIL	1-4
				SCALE: NOT TO SCALE

2 CD-1 **SIDEWALK**
N.T.S.

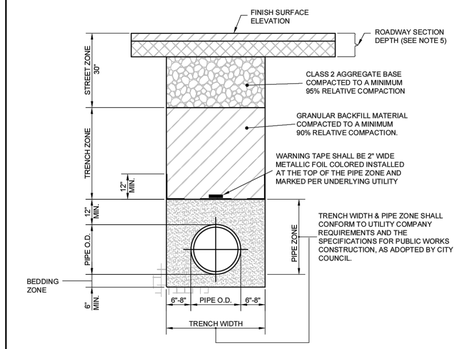

NOTES:

1. THE FOLLOWING APPLIES THROUGH EXCAVATION AND BACKFILL.
2. IN UNSUITABLE AREAS AS SHOWN ON THE PLANS OR DIRECTED BY THE ENGINEER, MINIMMUM THICKNESS OF BEDDING SHALL BE 18 INCHES.
3. SLURRY CEMENT BACKFILL MAY BE USED IN PLACE OF COMPACTED MATERIAL AND IN PLACE OF AGGREGATE BASE IN THE TRENCH ZONE AND THE STREET ZONE. NOT LESS THAN 70 PUNDS AND NOT MORE THAN 75 POUNDS OF CEMENT SHALL BE USED FOR EACH CUBIC YARD OF SLURRY CEMENT BACKFILL.
4. SAWCUT EXISTING ASPHALT TO A CLEAN STRAIGHT VERTICAL EDGE.
5. REPAVE TRENCH WITH 4" MIN. A.C. OVER 6" MIN. A.B. IN PAVED AREAS.
6. BEDDING MATERIAL SHALL CONFORM TO OWNING-UTILITY COMPANY REQUIREMENTS AND AS APPROVED BY THE CITY OF BISHOP. FOR CITY-OWNED UTILITIES, BEDDING MATERIAL SHALL BE SAND BEDDING, COMPACTED TO MINIMUM 90% RELATIVE COMPACTION. MATERIAL SHALL CONFORM TO SECTION 201 OF THE SPWC.

REVISION	DATE	APPROVED BY PUBLIC WORKS DIRECTOR	STANDARD DETAILS FOR PUBLIC WORKS CONSTRUCTION	DRAWING No.
		DATE	UTILITY TRENCH EXCAVATION / BACKFILL	1-11
				SCALE: NOT TO SCALE

3 CD-1 **UTILITY TRENCH**
N.T.S.

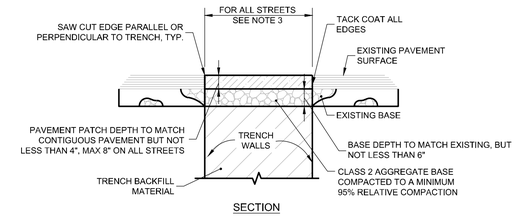

SECTION

NOTES:

1. AN EXCAVATION/ENCROACHMENT PERMIT MUST BE OBTAINED FROM CITY OF BISHOP PRIOR TO CUTTING ANY PUBLIC RIGHT-OF-WAY.
2. IF SAW CUT IS WITHIN 2 FEET OF AN EXISTING PAVEMENT EDGE OR EXISTING PAVEMENT PATCH, REMOVE EXISTING PAVEMENT TO THAT EDGE AND REPLACE ENTIRE SECTION.
3. ALL PERMANENT PATCH REPLACEMENT REQUIREMENTS ARE MINIMUM WIDTHS ONLY AND INCLUDES ALL AREAS WHERE THE ASPHALT PAVEMENT HAS BEEN UNDERMINED. THE CITY ENGINEER MAY REQUIRE WIDER PATCH SECTIONS OR OTHERWISE ALTER THESE REQUIREMENTS.
4. PAVEMENT MATERIAL SHALL BE TYPE A HMA. MATERIAL AND CONSTRUCTION SHALL CONFORM TO SECTION 39 OF THE LATEST EDITION OF THE CALTRANS STANDARD PLANS.
5. AGGREGATE BASE MATERIAL UNDER BITUMINOUS PAVEMENT PATCH SHALL BE CLASS 2 AGGREGATE BASE. MATERIALS SHALL CONFORM TO SECTION 26 OF THE LATEST EDITION OF THE CALTRANS STANDARD SPECIFICATIONS.
6. FOR P.C.C. CURB REPLACEMENT, SAW CUT EXISTING PAVEMENT 24 INCHES MIN. FROM GUTTER LIP LINE, REMOVE AND REPLACE PAVEMENT TO SAW CUT EDGES. CONCRETE MAY BE POURED NEAT AGAINST EXISTING EDGE OF ASPHALT IF APPROVED BY CITY ENGINEER.

4 CD-1 **PERMANENT BITUMINOUS PAVEMENT PATCHING**
N.T.S.

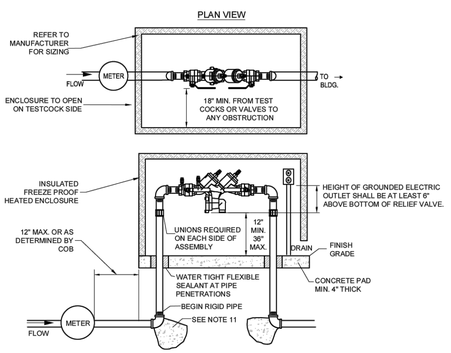

REVISION	DATE	APPROVED BY PUBLIC WORKS DIRECTOR	STANDARD DETAILS FOR PUBLIC WORKS CONSTRUCTION	DRAWING No.
		DATE	PRESSURE PRINCIPLE ASSEMBLY - IRRIGATION YEAR-ROUND	2-1A
				SCALE: NOT TO SCALE

5 CD-1 **BACKFLOW PREVENTER**
N.T.S.

NOTES:

1. ASSEMBLY SHALL BE A USC APPROVED LEAD FREE DEVICE.
2. THE RP SHALL BE INSTALLED ABOVE GRADE.
3. GROUNDED ELECTRIC SUPPLY SHALL BE A MINIMUM OF 6" ABOVE BOTTOM OF RELIEF VALVE AND STUBBED TO THE OUTSIDE.
4. NO STOP AND WASTE VALVES.
5. FREEZE PROOF INSULATED BOX AND 1 SOURCE OF HEAT ARE REQUIRED. 2 SOURCES OF HEAT ARE STRONGLY RECOMMENDED.
6. INSULATED BOX SHALL SWING CLEAR OF ASSEMBLY TO PROVIDE CLEARANCES SHOWN OR INSULATED BOX SHALL BE SIZED TO PROVIDE CLEARANCES SHOWN.
7. SPRING LOADED LID REQUIRED ON LARGE BOXES.
8. THERMAL EXPANSION PROTECTION IS REQUIRED IN ANY DOMESTIC WATER SUPPLY SYSTEM THAT IS DOWNSTREAM FROM A BACKFLOW PREVENTION DEVICE. REFERENCE: UNIFORM PLUMBING CODE.
9. INSPECTION BY CITY OF BISHOP PERSONNEL REQUIRED BEFORE METER IS SET OR SERVICE IS ACTIVATED.
10. IF INITIAL TEST DONE BY COB FIELD PERSONNEL FAILS, RETESTING OF BACKFLOW ASSEMBLY IS REQUIRED WITHIN 7 DAYS AFTER METER IS SET OR SERVICE ACTIVATION. COPY OF TEST RESULTS TO BE FORWARDED TO THE CITY OF BISHOP BY A CERTIFIED ASSEMBLY TESTER WITHIN THAT SAME TIMEFRAME.
11. MINIMUM DIMENSIONS FOR THE THRUST BLOCK BEARING AREA FOR PIPE 2" AND SMALLER SHALL BE 8" X 8" AND 12" IN DEPTH. ALL OTHER SIZES TO BE DETERMINED BY ENGINEER.

REVISION	DATE	APPROVED BY PUBLIC WORKS DIRECTOR	STANDARD DETAILS FOR PUBLIC WORKS CONSTRUCTION	DRAWING No.
		DATE	NOTES - PRESSURE PRINCIPLE ASSEMBLY - IRRIGATION YEAR-ROUND	2-1B
				SCALE: NOT TO SCALE

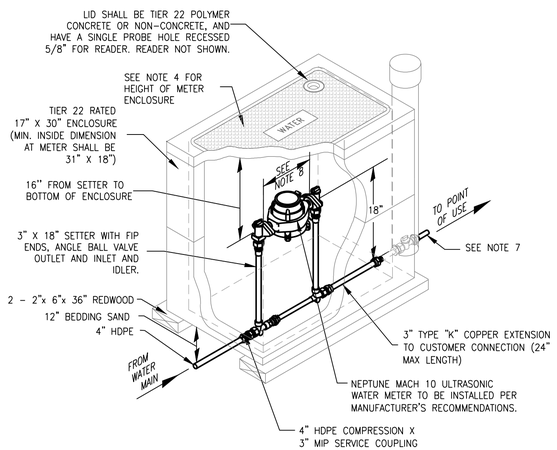

NOTES:

1. COVER SHALL BE HUBBELL, JENSEN PRECAST, OLDCASTLE, OR CHANNELL AND HAVE:
   ANSI/SCTE 77 TIER 22 RATING (SEE NOTE 3);
   WEIGHT OF LESS THAN 50 POUNDS (UNLESS APPROVED BY THE AUTHORITY); AND
   PROBE HOLE RECESSED 5/8" TO ALLOW FOR FLUSH MOUNT OF READER
2. METER AND READER SUPPLIED AND INSTALLED BY THE CITY.
3. FOR NON-DELIBERATE TRAFFIC AREAS USE 17" X 30" ANSI/SCTE 77 TIER 22 BOX AND COVER. FOR DELIBERATE TRAFFIC AREAS USE 17" X 30" ENCLOSURE APPROVED FOR TRAFFIC RATED H/20 LOADING AND REMOTE READER ENCLOSURE. SEE DETAIL 10K-18 10K-19.
4. TOP OF METER ENCLOSURE SHALL BE SET 0.2 FEET ABOVE HIGHEST FINISHED GRADE SURROUNDING ENCLOSURE WITHIN LANDSCAPED AREAS, AND SHALL BE SET FLUSH WITH SURROUNDING FINISH GRADE IN PAVED AREAS. ENCLOSURE MAY BE ONE PIECE 24" IN HEIGHT OR BE 12" ENCLOSURE WITH A 12" RISER.
5. ENCLOSURE TO BE BACKFILLED WITH WATER PIPE BEDDING SAND ONLY, SEE SECTION 5, TRENCH BEDDING & BACKFILL.
6. 4' X 4' INSULATING BLANKET TO BE INSTALLED ABOVE METER AND BELOW READER.
7. IF SERVICE LINE IS IRON PIPE, GALVANIZED OR BARE STEEL, INSTALL A DIELECTRIC UNION ON THE SETTER. USE A MALE ADAPTER TO CONNECT THE SERVICE LINE. COAT THE ADAPTER AND ONE FOOT OF SERVICE LINE WITH MASTIC.
8. DISTANCE BETWEEN FLANGES SHALL BE 17.25".
9. UPON AUTHORITY APPROVAL 18" SETTER MAY BE REPLACED WITH TALLER SETTERS.
10. CONTRACTOR TO INSTALL IDLER WITH ALL SETTERS.
11. CONTRACTOR TO INSTALL SOLID PLUG IN PROBE HOLE OF LID.
12. ALL COMPONENTS IN CONTACT WITH WATER SHALL BE NSF-61 CERTIFIED.

6 CD-1 **3" WATER METER**
N.T.S.

FOR BIDDING PURPOSES ONLY

NO.	DESCRIPTION	DATE

DATE: JUNE 2026
SCALE: H:1"=20' V:
DRAWN BY: BLA
DESIGNED BY: BLA
CHECKED BY: MAD

PROFESSIONAL ENGINEER — MICHAEL A. DAVIDSON — EXP: 12/31/26 — CIVIL — No. 19870 — STATE OF NEVADA
6/17/2026

WOOD RODGERS
BUILDING RELATIONSHIPS ONE PROJECT AT A TIME
1361 Corporate Blvd
Reno, NV 89502
Tel 775.823.4068
FAX. 775.823.4065

CITY OF BISHOP — "THE COUNTY SEAT" — EST. 1903

IMPROVEMENT PLANS FOR
BISHOP CITY PARK FIELD 6 REHABILITATION
CIVIL DETAILS

PROJECT NO. 8715.004

DRAWING
CD-1

J:\Jobs\8715_City Of Bishop\T008_Field 6 Final Design\Civil\Dwg\CD9_BFR_CD01.dwg 6/17/2026 11:46 AM Bryce Albright

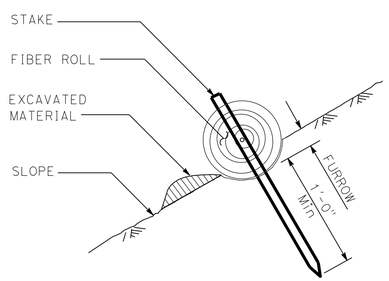

SECTION

TEMPORARY FIBER ROLL (TYPE 1)

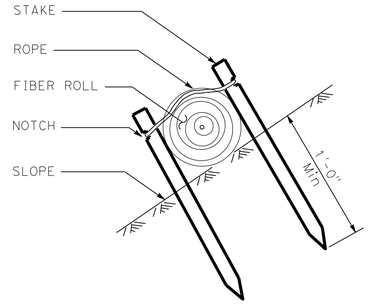

SECTION

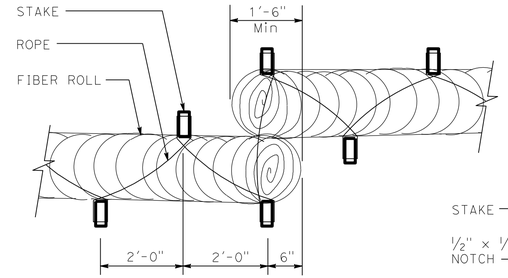

PLAN

TEMPORARY FIBER ROLL (TYPE 2)

NOTES:

1. Temporary fiber roll spacing varies depending upon slope inclination.
2. Installations shown in the perspectives are for slope inclination of 10:1 and steeper.

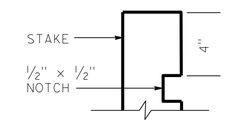

ELEVATION

STAKE NOTCH DETAIL

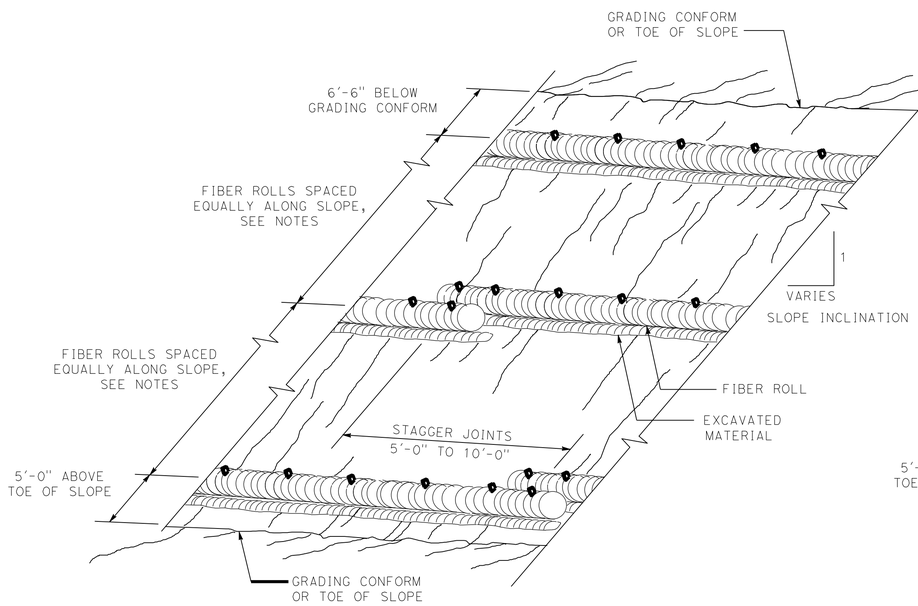

PERSPECTIVE

TEMPORARY FIBER ROLL (TYPE 1)

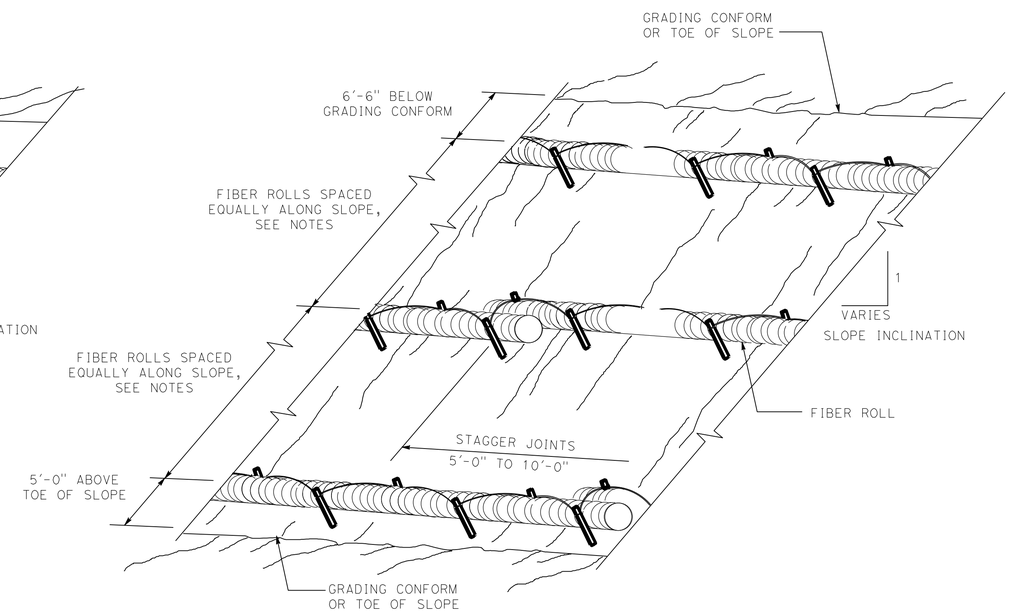

PERSPECTIVE

TEMPORARY FIBER ROLL (TYPE 2)

1 / CD-2 **TEMPORARY FIBER ROLL**
N.T.S.

FOR BIDDING PURPOSES ONLY

NO.	DESCRIPTION	DATE

DATE: JUNE 2026
SCALE: H:1"=20' V:
DRAWN BY: BLA
DESIGNED BY: BLA
CHECKED BY: MAD

PROFESSIONAL ENGINEER STATE OF NEVADA
MICHAEL A. DAVIDSON
EXP: 12/31/26
CIVIL
No. 19870
6/17/2026

WOOD RODGERS
BUILDING RELATIONSHIPS ONE PROJECT AT A TIME
3301 Corporate Blvd
Reno, NV 89502
Tel 775.823.4068
Fax 775.823.4066

CITY OF BISHOP

IMPROVEMENT PLANS FOR
BISHOP CITY PARK FIELD 6 REHABILITATION

CIVIL DETAILS

PROJECT NO. 8715.004

DRAWING
CD-2

4:\Jobs\8715_City Of Bishop\T008_Field 6 Final Design\Civil\Dwg\CD9_BFR_CD02.dwg 6/17/2026 11:46 AM Bryce Albright

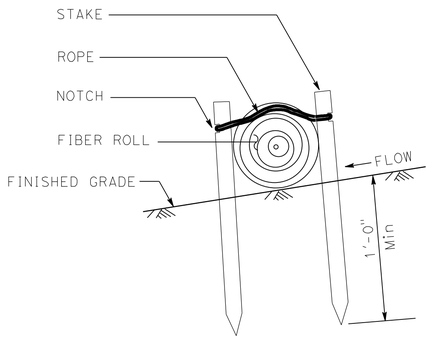

SECTION

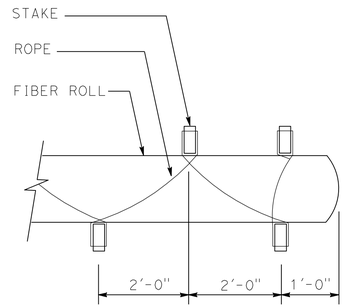

PLAN

STAKING AND LASHING DETAIL

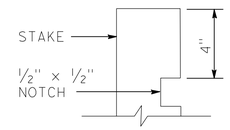

ELEVATION

STAKE NOTCH DETAIL

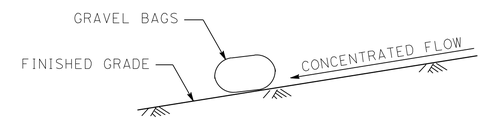

SECTION

TEMPORARY CHECK DAM (TYPE 2)

NOTE:

1. Spillway depth "d" shall be maintained to prevent flanking of concentrated flow around the ends of each check dam.

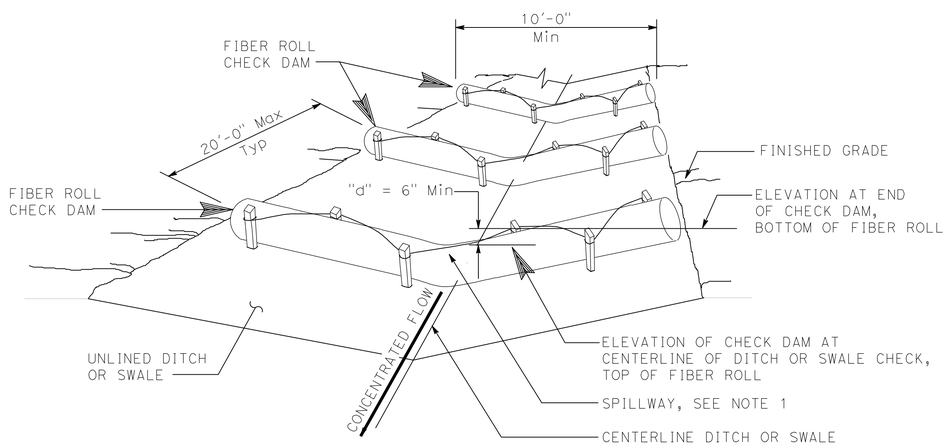

PERSPECTIVE

TEMPORARY CHECK DAM (TYPE 1)

Total of 3 check dams shown

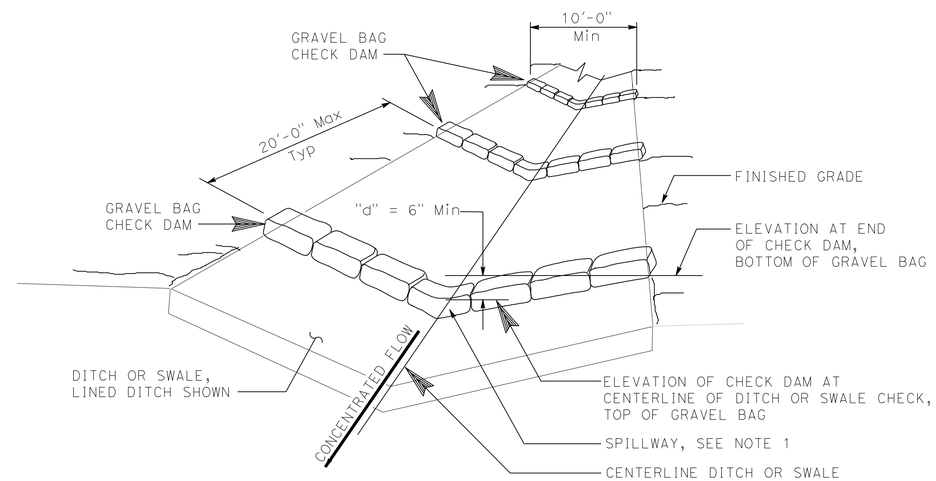

PERSPECTIVE

TEMPORARY CHECK DAM (TYPE 2)

Total of 3 check dams shown

1 / CD-3 **TEMPORARY CHECK DAM**
N.T.S.

FOR BIDDING PURPOSES ONLY

NO.	DESCRIPTION	DATE

DATE: JUNE 2026
SCALE: H:1"=20' V:
DRAWN BY: BLA
DESIGNED BY: BLA
CHECKED BY: MAD

PROFESSIONAL ENGINEER STATE OF NEVADA
MICHAEL A. DAVIDSON
EXP: 12/31/26
CIVIL
No. 19870
6/17/2026

WOODROGERS
BUILDING RELATIONSHIPS ONE PROJECT AT A TIME
Tel 775.823.4068
1361 Corporate Blvd
Reno, NV 89502
FAX 775.823.4066

CITY OF BISHOP

IMPROVEMENT PLANS FOR
BISHOP CITY PARK
FIELD 6 REHABILITATION

CIVIL DETAILS

PROJECT NO.
8715.004

DRAWING
CD-3

z:\Jobs\8715_City Of Bishop\1008_Field 6 Final Design\Civil\Dwg\CD9_BFR_CD03.dwg 6/17/2026 11:46 AM Bryce Albright

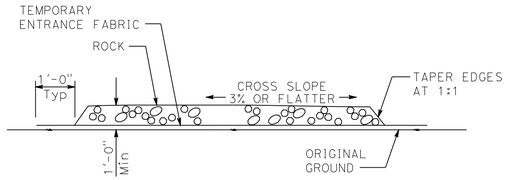

SECTION A-A

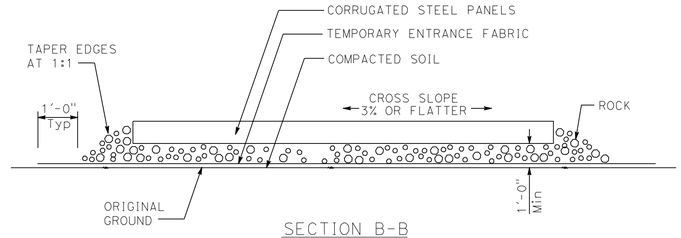

SECTION B-B

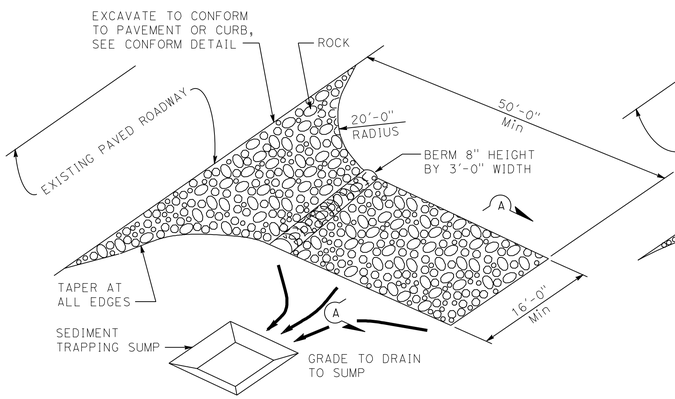

PERSPECTIVE

TEMPORARY CONSTRUCTION ENTRANCE (TYPE 1)

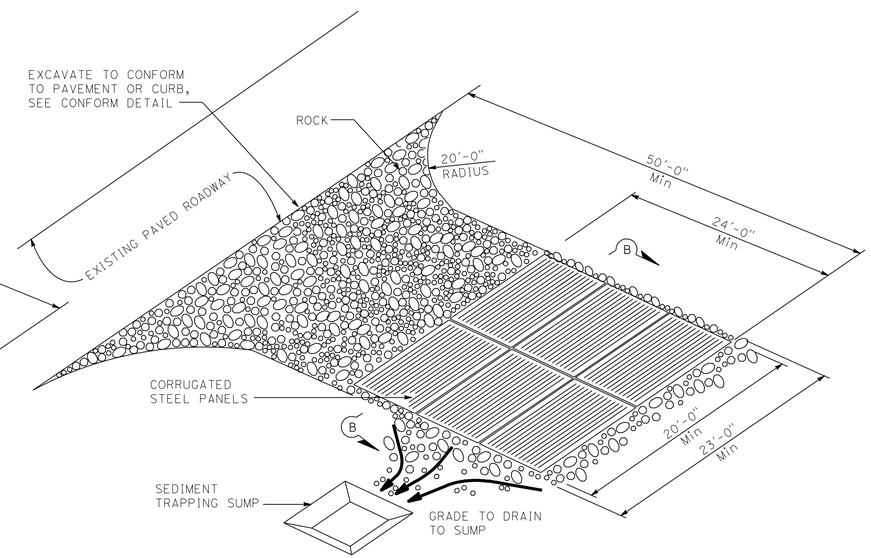

PERSPECTIVE

TEMPORARY CONSTRUCTION ENTRANCE (TYPE 2)

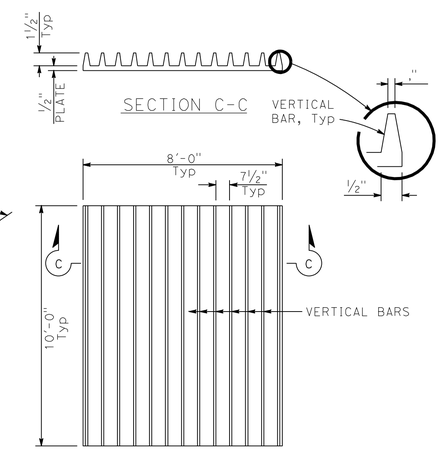

PLAN

TYPICAL CORRUGATED STEEL PANEL DETAIL

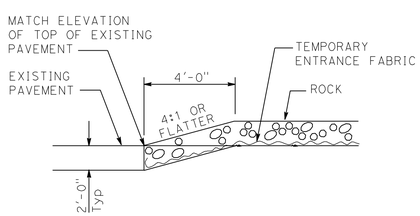

SECTION

CONFORM DETAIL

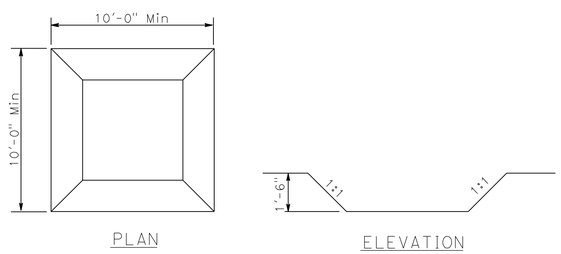

PLAN ELEVATION

SEDIMENT TRAPPING SUMP

1 / CD-4 **TEMPORARY CONSTRUCTION ENTRANCE**
N.T.S.

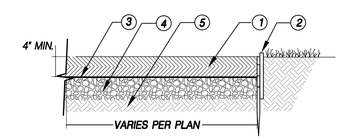

KEY

1. *DECOMPOSED GRANITE WITH STABILIZER COMPACTED TO 90% R.D, INSTALL IN 2 LIFTS.*
2. *4" STEEL CONTAINMENT BAND AND STAKE.*
3. *WEED BARRIER FABRIC.*
4. *AGGREGATE BASE, COMPACTED TO 95% R.D.*
5. *COMPACTED SUBGRADE TO 90% R.D.*

2 / CD-4 **DECOMPOSED GRANITE PATH WITH STEEL EDGE**
N.T.S.

FOR BIDDING PURPOSES ONLY

NO.	DESCRIPTION	DATE

DATE: JUNE 2026
SCALE: H:1"=20' V:
DRAWN BY: BLA
DESIGNED BY: BLA
CHECKED BY: MAD

PROFESSIONAL ENGINEER STATE OF NEVADA
MICHAEL A. DAVIDSON
EXP: 12/31/26
CIVIL
No. 19870
6/17/2026

WOOD RODGERS
BUILDING RELATIONSHIPS ONE PROJECT AT A TIME
Tel 775.823.4068
4561 Corporate Blvd
FAX 775.823.4065
Reno, NV 89502

CITY OF BISHOP

IMPROVEMENT PLANS FOR
BISHOP CITY PARK FIELD 6 REHABILITATION

CIVIL DETAILS

PROJECT NO. 8715.004

DRAWING
CD-4

z:\Jobs\8715_City Of Bishop\1008_Field 6 Final Design\Civil\Dwg\CD9_BFR_CD04.dwg 6/17/2026 11:46 AM Bryce Albright

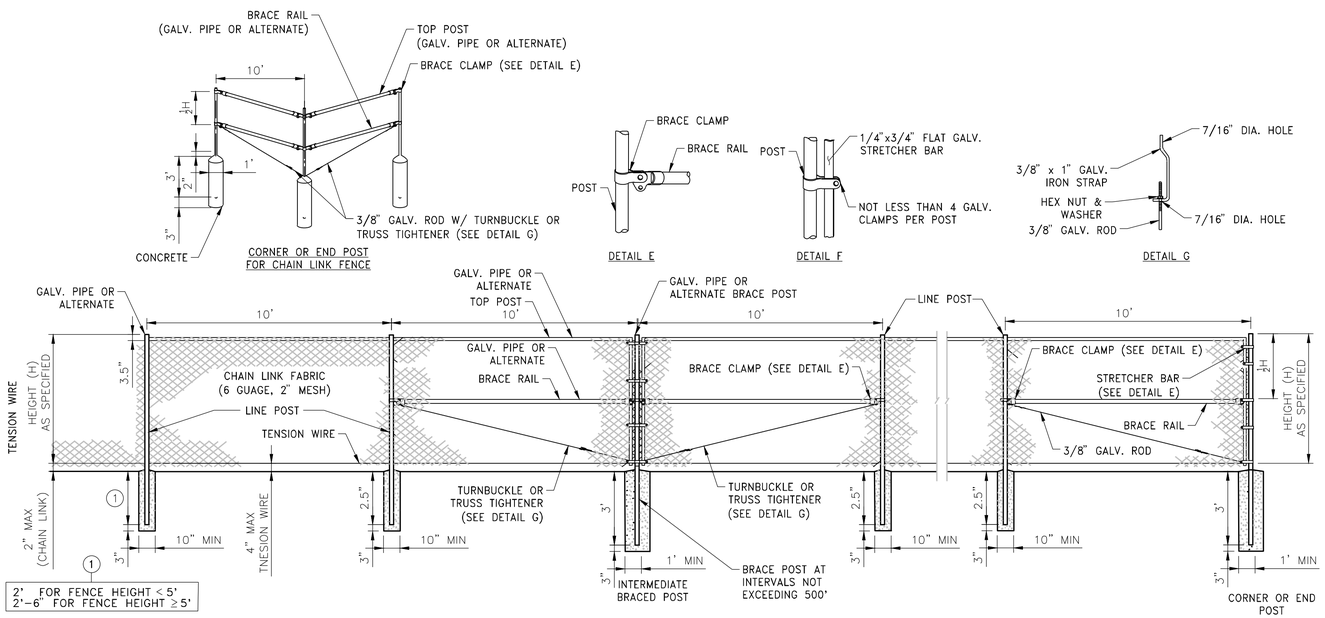

SIZE OF POSTS

	CORNER, END, PULL AND BRACE POSTS					LINE POSTS					TOP POST AND BRACE RAIL				
FENCE HEIGHT	ROUND PIPE O.D.	MIN. WT. (LBS/L.F.) CLASS 1	MIN. WT. (LBS/L.F.) CLASS 2	TYPE II	MIN. WT. (LBS/L.F.)	ROUND PIPE O.D.	MIN. WT. (LBS/L.F.) CLASS 1	MIN. WT. (LBS/L.F.) CLASS 2	C-SECTION DIMENSIONS	MIN. WT. (LBS/L.F.)	ROUND PIPE O.D.	MIN. WT. (LBS/L.F.) CLASS 1	MIN. WT. (LBS/L.F.) CLASS 2	C-SECTION DIMENSIONS	MIN. WT. (LBS/L.F.)
3' to 7'	2.875"	3.65	2.64	3.5"x3.5"	4.85	2.375"	2.72	1.94	1.875"x1.625"	1.60	1.625"	2.27	1.45	1.625"x1.250"	1.35

1 / CD-5 **4' TO 8' HIGH CHAINLINK FENCE**
N.T.S.

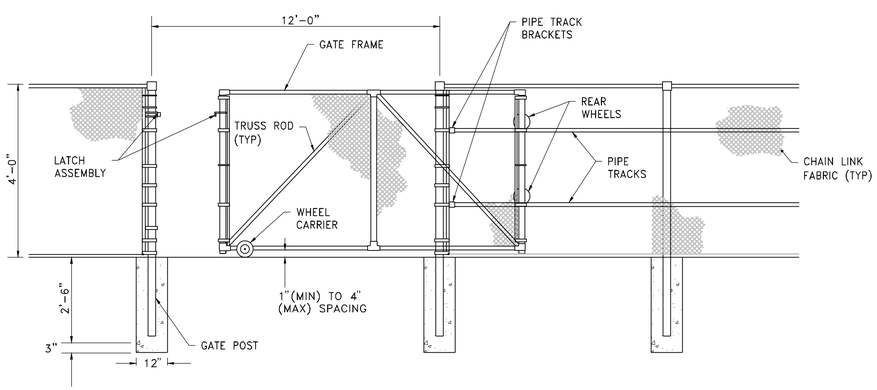

2 / CD-5 **4' HIGH ROLLING GATE**
N.T.S.

NOTES:

1. CHAIN-LINK FENCING SHALL CONSIST OF GALVANIZED CHAIN-LINK FABRIC (6 GAUGE) ON TYPE II TUBULAR STEEL POSTS.
2. ALL POSTS TOPS SHALL BE FITTED WITH SUITABLE FINIALS.
3. BRACES SHALL BE SPACED APPROXIMATELY 12" BELOW TOP OF TERMINAL POSTS AND SHALL EXTEND FROM END, GATE OR CORNER POSTS TO FIRST ADJACENT LINE POST.
4. ALL FITTINGS SHALL BE HOT-DIPPED GALVANIZED MALLEABLE, CAST IRON, OR PRESSED STEEL.
5. FABRIC SHALL BE FASTENED TO LINE POSTS WITH FABRIC BANDS SPACED APPROXIMATELY 14" APART, AND TO TOP TENSION WIRE AND BOTTOM TENSION WIRE WITH HOG RINGS OR TIE WIRES SPACED APPROXIMATELY 24" APART.
6. CLEARANCE BETWEEN BOTTOM OF GATE AND ORIGINAL GROUND SHALL BE 1" MAXIMUM ON TORTOISE FENCES ONLY.
7. HARDWARE CLOTH TO BE ATTACHED TO CHAIN LINK FENCE FABRIC WITH HOG RINGS AT 12" MAXIMUM SPACING TO BE INSTALLED OUTSIDE OF PIT.
8. DITCH SHALL BE BACKFILLED WITH EXCAVATED MATERIAL AND COMPACTED AS DIRECTED BY THE ENGINEER.

FOR BIDDING PURPOSES ONLY

NO.	DESCRIPTION	DATE

DATE: JUNE 2026
SCALE: H:1"=20' V:
DRAWN BY: BLA
DESIGNED BY: BLA
CHECKED BY: MAD

PROFESSIONAL ENGINEER STATE OF NEVADA
MICHAEL A. DAVIDSON
EXP: 12/31/26
CIVIL
No. 19870
6/17/2026

WOOD RODGERS
BUILDING RELATIONSHIPS ONE PROJECT AT A TIME
Tel 775.823.4068
4561 Corporate Blvd
Fax 775.823.4066
Reno, NV 89502

CITY OF BISHOP

IMPROVEMENT PLANS FOR
BISHOP CITY PARK FIELD 6 REHABILITATION
CIVIL DETAILS

PROJECT NO. 8715.004

DRAWING
CD-5

J:\Jobs\8715_City Of Bishop\T008_Field 6 Final Design\Civil\Dwg\CD9_BFR_CD05.dwg 6/17/2026 11:41 AM Bryce Albright

IRRIGATION NOTES

1. THE DESIGN OF THE IRRIGATION SYSTEM IS DIAGRAMMATIC. CONTRACTOR MUST MAKE NECESSARY FIELD ADJUSTMENTS TO GUARANTEE HEAD-TO-HEAD COVERAGE FOR ALL PLANTER AND TURF AREAS. CONTRACTOR MUST ALSO MAKE MINOR ADJUSTMENTS TO ACCOMMODATE FIELD CONDITIONS NOT SPECIFICALLY NOTED ON THE PLANS AND TO MINIMIZE OVERSPRAY ONTO AREAS ADJACENT TO THE IRRIGATION SYSTEM.
2. THE IRRIGATION SYSTEM IS DESIGNED WITH A MINIMUM OPERATING PRESSURE STATED ON THE DRAWINGS. CONTRACTOR SHALL TEST THE AVAILABLE STATIC WATER PRESSURE AND NOTIFY THE LANDSCAPE ARCHITECT OF ANY CONFLICTS BETWEEN STATED PRESSURE AND ACTUAL PRESSURE. CONTRACTOR IS RESPONSIBLE FOR MODIFICATIONS TO THE SYSTEM DESIGN IN THE EVENT OF INADEQUATE PRESSURE.
3. IRRIGATION TAP IS EXISTING. SEE SITE CIVIL SITE PLANS FOR NEW METER AND BACKFLOW INFORMATION.
4. LOCATION OF THE IRRIGATION CONTROLLER SHALL BE INCONSPICUOUS AND PLACED IN PLANTER AREAS AND SCREENED WITH PLANT MATERIAL WHERE POSSIBLE.
5. ALL IRRIGATION MAINLINES AND LATERAL LINES SHALL BE FLUSHED PRIOR TO INSTALLATION OF SPRINKLERS.
6. CONTRACTOR MUST CONTACT LANDSCAPE ARCHITECT TO SCHEDULE AN IRRIGATION COVERAGE TEST A MINIMUM OF 48 HOURS PRIOR TO THE MEETING DATE. LANDSCAPE ARCHITECT WILL PROVIDE CONTRACTOR WRITTEN APPROVAL OF THE IRRIGATION COVERAGE PRIOR TO INSTALLATION OF PLANT MATERIAL. ANY PLANT MATERIAL INSTALLED PRIOR TO IRRIGATION COVERAGE APPROVAL BY LANDSCAPE ARCHITECT IS SUBJECT TO REMOVAL PENDING MODIFICATIONS TO THE IRRIGATION SYSTEM.
7. THE IRRIGATION CONTRACTOR SHALL NOT WILLFULLY INSTALL THE SYSTEM AS DESIGNED WHEN IT IS OBVIOUS IN THE FIELD THAT UNKNOWN OBSTRUCTION OR GRADE DIFFERENCES EXIST THAT WERE NOT KNOWN DURING THE DESIGN PROCESS. SUCH CONDITIONS SHALL BE BROUGHT TO THE ATTENTION OF THE OWNER'S AUTHORIZED REPRESENTATIVE, OTHERWISE THE IRRIGATION CONTRACTOR MUST ASSUME FULL RESPONSIBILITY FOR ANY NECESSARY REVISIONS.

PLANTING NOTES

1. UPON AWARD OF CONTRACT, CONTRACTOR SHALL IMMEDIATELY CONTACT LANDSCAPE ARCHITECT IF ANY PLANT MATERIAL IS NOT AVAILABLE AND NOTIFY LANDSCAPE ARCHITECT OF PROPOSED PLANT SUBSTITUTES. FINAL PLANT SUBSTITUTES SHALL BE APPROVED IN WRITING BY LANDSCAPE ARCHITECT PRIOR TO ORDERING. ANY PLANT SUBSTITUTES SHALL NOT ALTER THE CONTRACTORS BID UNLESS A CREDIT IS DUE TO THE OWNER.
2. PLANT SYMBOL LOCATIONS ARE INFORMATIONAL AND SUBJECT TO MINOR FIELD REVISIONS BASED ON ACTUAL CONDITIONS. CONTRACTOR MUST REVIEW FIELD CONDITIONS AND NOTIFY LANDSCAPE ARCHITECT IF ANY MAJOR REVISIONS ARE REQUIRED.
3. THE CONTRACTOR MUST CONTACT LANDSCAPE ARCHITECT A MINIMUM OF 48 HOURS IN ADVANCE OF PLANT DELIVERY TO THE PROJECT SITE TO SCHEDULE A PLANT INSPECTION FOR WRITTEN APPROVAL OF PLANT MATERIAL. ANY PLANT MATERIAL INSTALLED PRIOR TO WRITTEN APPROVAL BY LANDSCAPE ARCHITECT IS SUBJECT TO REMOVAL AND REPLACEMENT AT NOT COST TO THE OWNER.
4. EXCAVATED PLANT PITS SHALL PROVIDE ADEQUATE DRAINAGE FOR PLANT SURVIVAL. CONTRACTOR SHALL FILL EXCAVATED PLANT PITS WITH WATER AND ENSURE THAT ALL PLANT PITS DRAIN WITHIN ONE HOUR.
5. AFTER PLANTING IS COMPLETE, A PRE-EMERGENT WEED KILLER SHALL BE USED TO CONTROL WEEDS ON ALL NON-TURF AREAS.
6. PLANTER AREAS SHALL HAVE A MINIMUM SLOPE OF 1.5-2% AND A MAXIMUM SLOPE OF 2:1.
7. TURF AREAS SHALL HAVE A MINIMUM SLOPE OF 2% AND A MAXIMUM SLOPE OF 4:1.
8. CONTRACTOR TO LOCATE ALL TREES NO CLOSER THAN FIVE FEET FROM BUILDING AND THREE FEET FROM CURBS OR WALKS.
9. CONTRACTOR SHALL INSTALL LINEAR ROOT BARRIERS ADJACENT TO ANY HARDSCAPE LOCATED WITHIN FIVE FEET OF A TREE PLANTING. SEE SPECIFICATIONS FOR FURTHER INFORMATION.
10. ALL NURSERY STAKES SHALL BE REMOVED PRIOR TO THE START OF THE MAINTENANCE PERIOD.
11. SOIL TESTING:
    - A. COORDINATE SOIL TESTING IN AN EXPEDITIOUS AND TIMELY MANNER AS REQUIRED FOR ON-SITE MATERIALS. RESPONSIBILITY OF CONTRACTING WITH A SOIL LABORATORY SHALL BE BORNE BY CONTRACTOR. COST OF SAMPLING AND TESTING SHALL BE INCLUDED IN CONTRACT PRICE. CONTRACTOR SHALL COLLECT SAMPLES IN THE PRESENCE OF OWNER'S REPRESENTATIVE. SAMPLE LOCATION TO BE IDENTIFIED ON THE PLAN BY THE CONTRACTOR.
    - B. A SOIL FERTILITY ANALYSIS SHALL BE PERFORMED FOR THIS PROJECT.
    - C. EACH SAMPLE SHALL BE SUBMITTED TO A LABORATORY. THE LABORATORY MUST BE APPROVED BY THE OWNER. SUBMIT SAMPLE SIZES AS REQUIRED BY LABORATORY.
    - D. AS A MINIMUM, SOIL SAMPLES SHALL BE ANALYZED FOR: PH, SALINITY, AMMONIA, PHOSPHATE, POTASSIUM, CALCIUM, MAGNESIUM, BORON, AND SODIUM LEVELS. LABORATORY TO PROVIDE APPRAISAL OF CHEMICAL PROPERTIES, INCLUDING PARTICLE SIZE AND RECOMMENDATIONS FOR TYPES AND QUANTITIES OF AMENDMENTS AND FERTILIZERS.
    - E. RESULTS OF SOIL TESTING SHALL BE PROVIDED TO LANDSCAPE ARCHITECT, WITH AMENDMENT RECOMMENDATIONS APPROVED BY LANDSCAPE ARCHITECT AND OWNER'S REPRESENTATIVE.
    - F. SOIL TESTING FOR PRODUCTION LANDSCAPES SHALL COMPLY WITH MODEL WATER EFFICIENT LANDSCAPE ORDINANCE.

IMPORTANT NOTE REGARDING CERTIFICATE OF COMPLETION REQUIREMENTS:

IRRIGATED LANDSCAPE AREA SHALL REQUIRE THE OWNER / DEVELOPER TO SUBMIT A CERTIFICATE OF COMPLETION AND ASSOCIATED DOCUMENTS PER THE MODEL WATER EFFICIENT LANDSCAPE REQUIREMENTS.

CERTIFICATE OF COMPLETION SHALL CONTAIN THE FOLLOWING SIX (6) ELEMENTS:

1. PROJECT INFORMATION SHEET THAT CONTAINS:
   - -DATE
   - -PROJECT NAME
   - -PROJECT APPLICANT NAME, TELEPHONE AND MAILING ADDRESS
   - -PROJECT ADDRESS AND LOCATION
   - -PROPERTY OWNER NAME, TELEPHONE AND MAILING ADDRESS
2. CERTIFICATION BY EITHER THE SIGNER OF THE LANDSCAPE DESIGN PLAN OR LICENSE LANDSCAPE CONTRACTOR WHO INSTALLED THE LANDSCAPING AND IRRIGATION:
   - -WHERE SIGNIFICANT CHANGES ARE MADE IN THE FIELD DURING CONSTRUCTION "AS-BUILT" OR RECORD DRAWINGS SHALL BE INCLUDED.
   - -A COPY OF THE IRRIGATION PLAN OR RECORD DRAWINGS SHALL BE PLACED WITH THE IRRIGATION CONTROLLER.
3. IRRIGATION SCHEDULING PARAMETERS USED TO SET THE CONTROLLER.
4. LANDSCAPE AND IRRIGATION MAINTENANCE SCHEDULE
5. IRRIGATION AUDIT REPORT
6. SOIL ANALYSIS REPORT, IF NOT SUBMITTED WITH LANDSCAPE DOCUMENT PACKAGE

LANDSCAPE DOCUMENT PACKAGE

PROJECT INFORMATION:
- DATE: JUNE 17, 2026
- APPLICANT: WOOD RODGERS, INC.
- PROJECT ADDRESS: BISHOP REGIONAL PARK FIELD 6, BISHOP, CA)
- TOTAL LANDSCAPE AREA: REFER TO W.E.L.O. CALCULATIONS ON THIS SHEET
- PROJECT TYPE: NEW; CITY INSTALLED, CITY MAINTAINED
- WATER SUPPLY TYPE: POTABLE
- PROJECT CONTACTS: COREY KAZINEC, ASLA - ASSOCIATE LANDSCAPE ARCHITECT

WATER EFFICIENT LANDSCAPE WORKSHEET:
- HYDROZONE INFORMATION TABLE: SEE THIS SHEE
- WATER BUDGET CALCULATIONS: SEE THIS SHEET

SOIL MANAGEMENT REPORT: SEE PLANTING NOTE #11 THIS SHEET
LANDSCAPE DESIGN PLAN: SEE PLANTING SHEETS L-6 THRU L-8
IRRIGATION DESIGN PLAN: SEE IRRIGATION SHEETS L-2 THRU L-5
GRADING DESIGN PLAN: SEE GRADING SHEETS G-1 AND G-2.

WATER EFFICIENT LANDSCAPE ORDINANCE STATEMENT:
"I AGREE TO COMPLY WITH THE REQUIREMENTS OF THE WATER EFFICIENT LANDSCAPE ORDINANCE AND SUBMIT A COMPLETE LANDSCAPE DOCUMENT PACKAGE."

WATER EFFICIENT LANDSCAPE WORKSHEET PER FIELD 6 POC A - PHASE 1

(AS REQUIRED BY THE M.W.E.L.O.)

REFERENCE EVAPOTRANSPIRATION (ETO)	58.2	MAWA ETAF	0.45
		REGULAR LANDSCAPE AVG. ETAF	1.00

HYDROZONE / PLANT TYPE	VALVE #	PLANT FACTOR (PF)	IRRIGATION METHOD	IRRIGATION EFFICIENCY (IE)	ETAF (PF/IE)	LANDSCAPE AREA (SQ.FT.)	ETAF x AREA	ESTIMATED TOTAL WATER USE (ETWU)
REGULAR LANDSCAPE AREAS								
ZONE 1 / NON IRRIGATED SEED		0	NON-IRRIGATED	0.81	0.00	84,698	-	-
					TOTALS	84,698	-	
SPECIAL LANDSCAPE AREAS								
*RECREATION TURF AREAS	ALL PHASE 1 TURF VALVES				1	123,028	123,028.00	4,439,342.35
					TOTALS	123,028	123,028.00	
							TOTAL LANDSCAPE AREA	207,726
							ETWU TOTAL	4,439,342.35
							MAXIMUM ALLOWED WATER ALLOWANCE (MAWA)	5,814,651.54

NOTES:

1	IRRIGATION EFFICIENCY	
	SPRAY	0.75
	DRIP	0.81
2	PLANT FACTOR	
	LOW	0.1-0.3
	MED	0.4-0.6
	HIGH	0.7-1
3	REGULAR LANDSCAPE AVG. ETAF CALCS	
	TOTAL ETAF x AREA	(B)
	TOTAL AREA	(A)
	AVERAGE ETAF	B / A

4	ETAF for MAWA CALCS (MAX. FOR REGULAR AREA	
	RESIDENTIAL	0.55
	ALL OTHERS	0.45
5	MAWA (ANNUAL GALLONS ALLOWED)	
	= (ETO)(0.62)[(ETAF X LA)+((1-ETAF) X SLA)]	
6	ETWU	
	= (ETO)(0.62)[(ETAF)(LA)+SLA]	
7	SITEWIDE LANDSCAPE ETAF CALCS	
	TOTAL ETAF x AREA (REGULAR AREA + SPECIAL	(B+D)
	TOTAL AREA (REGULAR AREA + SPECIAL	(A+C)
	SITEWIDE ETAF	(B+D) / (A+C)

IMPORTANT NOTE REGARDING IRRIGATION DESIGN EFFICIENCY: THE IRRIGATION SYSTEM HYDRAULICS, CONTROLLER OPERATION, NOZZLE SELECTION, HEAD SPACING AND PLACEMENT ARE DESIGNED TO BE IN CONFORMANCE WITH THE MODEL WATER EFFICIENT LANDSCAPE ORDINANCE (AB 1881). THE IRRIGATION DESIGN IS INTENDED TO OPERATE WITH A MINIMUM DISTRIBUTION UNIFORMITY OF 75% FOR OVERHEAD SPRAY DEVICES AND 81% FOR RIP SYSTEM DEVICES UPON COMPLETION. WHILE THE DESIGN IS DIAGRAMMATIC THE CONTRACTOR SHALL ENSURE THAT THE MINIMUM DISTRIBUTION UNIFORMITY IS MET BY MAKING MINOR YET VIABLE ADJUSTMENTS IN THE FIELD DURING THE CONSTRUCTION PROCESS. CONTRACTOR SHALL CONTACT THE LANDSCAPE ARCHITECT IMMEDIATELY IF FOR ANY REASON HE/SHE FORESEES THAT THE SYSTEM, AS DESIGNED, CAN NOT MEET THE MINIMUM DISTRIBUTION UNIFORMITY SPECIFIED.

CONTROLLER IRRIGATION SCHEDULE POC A - PHASE 1

										ESTABLISHMENT PERIOD (6 MONTHS) RUN TIME IN MINUTES PER DAY												MAINTENANCE PERIOD RUN TIME IN MINUTES PER DAY											
VALVE	GPM	PLANT TYPE	PLANT FACTOR	HYRDOZONE/ WATER USE	IRRIGATION METHOD	IRRIGATION EFFICIENCY	DESIGN PRESSURE (PSI)	PRECIP RATE (IN/HR)	WATERING DAYS PER WEEK	JAN	FEB	MAR	APR	MAY	JUN	JUL	AUG	SEP	OCT	NOV	DEC	JAN	FEB	MAR	APR	MAY	JUN	JUL	AUG	SEP	OCT	NOV	DEC
A1	28.50	TURF	0.8	HIGH	ROTARY	0.75	45	0.62	5	11	14	25	32	39	45	47	43	32	22	13	9	9	12	21	27	32	37	39	36	27	18	11	7
A2	39.20	TURF	0.8	HIGH	ROTOR	0.75	80	0.89	5	7	10	18	22	27	31	32	30	23	15	9	6	6	8	15	19	23	26	27	25	19	13	8	5
A3	78.40	TURF	0.8	HIGH	ROTOR	0.75	80	0.89	5	7	10	18	22	27	31	32	30	23	15	9	6	6	8	15	19	23	26	27	25	19	13	8	5
A4	58.80	TURF	0.8	HIGH	ROTOR	0.75	80	0.89	5	7	10	18	22	27	31	32	30	23	15	9	6	6	8	15	19	23	26	27	25	19	13	8	5
A5	78.40	TURF	0.8	HIGH	ROTOR	0.75	80	0.89	5	7	10	18	22	27	31	32	30	23	15	9	6	6	8	15	19	23	26	27	25	19	13	8	5
A6	58.80	TURF	0.8	HIGH	ROTOR	0.75	80	0.89	5	7	10	18	22	27	31	32	30	23	15	9	6	6	8	15	19	23	26	27	25	19	13	8	5
A7	78.40	TURF	0.8	HIGH	ROTOR	0.75	80	0.89	5	7	10	18	22	27	31	32	30	23	15	9	6	6	8	15	19	23	26	27	25	19	13	8	5
A8	78.40	TURF	0.8	HIGH	ROTOR	0.75	80	0.89	5	7	10	18	22	27	31	32	30	23	15	9	6	6	8	15	19	23	26	27	25	19	13	8	5
A9	78.40	TURF	0.8	HIGH	ROTOR	0.75	80	0.89	5	7	10	18	22	27	31	32	30	23	15	9	6	6	8	15	19	23	26	27	25	19	13	8	5
A10	78.40	TURF	0.8	HIGH	ROTOR	0.75	80	0.89	5	7	10	18	22	27	31	32	30	23	15	9	6	6	8	15	19	23	26	27	25	19	13	8	5
A11	58.80	TURF	0.8	HIGH	ROTOR	0.75	80	0.89	5	7	10	18	22	27	31	32	30	23	15	9	6	6	8	15	19	23	26	27	25	19	13	8	5
A12	78.40	TURF	0.8	HIGH	ROTOR	0.75	80	0.89	5	7	10	18	22	27	31	32	30	23	15	9	6	6	8	15	19	23	26	27	25	19	13	8	5
A13	12.70	TURF	0.8	HIGH	ROTARY	0.75	45	0.62	5	11	14	25	32	39	45	47	43	32	22	13	9	9	12	21	27	32	37	39	36	27	18	11	7
A14	78.40	TURF	0.8	HIGH	ROTOR	0.75	80	0.89	5	7	10	18	22	27	31	32	30	23	15	9	6	6	8	15	19	23	26	27	25	19	13	8	5
A15	39.20	TURF	0.8	HIGH	ROTOR	0.75	80	0.89	5	7	10	18	22	27	31	32	30	23	15	9	6	6	8	15	19	23	26	27	25	19	13	8	5
A16	58.80	TURF	0.8	HIGH	ROTOR	0.75	80	0.89	5	7	10	18	22	27	31	32	30	23	15	9	6	6	8	15	19	23	26	27	25	19	13	8	5

CONTROLLER SCHEDULE NOTES:
1. RUN TIME IN MINUTES PER DAY SHALL OCCUR ON EACH WATERING DAY PER WEEK.
   IRRIGATION REQUIRED = WEEKLY ETO*PF/ IE
   RUNTIME = IR*60/PR*WATERING DAYS
2. CONTROLLERS SHALL BE PROGRAMMED USING MULTIPLE PROGRAM FEATURES IN ORDER TO OBTAIN THE MAXIMUM FLOW DEMAND. IF NECESSARY, PROGRAM MULTIPLE VALVES TO RUN SIMULTANEOUSLY SO THAT THE MAXIMUM FLOW DEMAND IS MET.
3. RUN TIMES IN MINUTES PER DAY SHALL BE DIVIDED INTO THE NECESSARY AMOUNT OF CYCLES TO AVOID RUNOFF.
4. REFER TO MODEL WATER EFFICIENT LANDSCAPE ORDINANCE CALCULATIONS FOR ADDITIONAL WATER USE AND EVAPOTRANSPIRATION INFORMATION.

"FOR BIDDING PURPOSES ONLY"

NO.	DESCRIPTION	DATE

DATE: JUNE 17, 2026
SCALE: H: V:
DRAWN BY: P. MALDONADO
DESIGNED BY: P.M./C.W.K.
CHECKED BY: C.W.K.

LICENSED LANDSCAPE ARCHITECT · COREY W. KAZINEC · No. 5283 · Expiration Date 01-31-26 · STATE OF CALIFORNIA

WOOD RODGERS
BUILDING RELATIONSHIPS ONE PROJECT AT A TIME
1361 Corporate Blvd
Reno, NV 89502
Tel 775.823.4068
Fax 775.823.4068

CITY OF BISHOP · INYO COUNTY, CALIFORNIA

IMPROVEMENT PLANS FOR
BISHOP CITY PARK FIELD 6 REHABILITATION
LANDSCAPE NOTES

PROJECT NO. 8715.004

DRAWING L-1

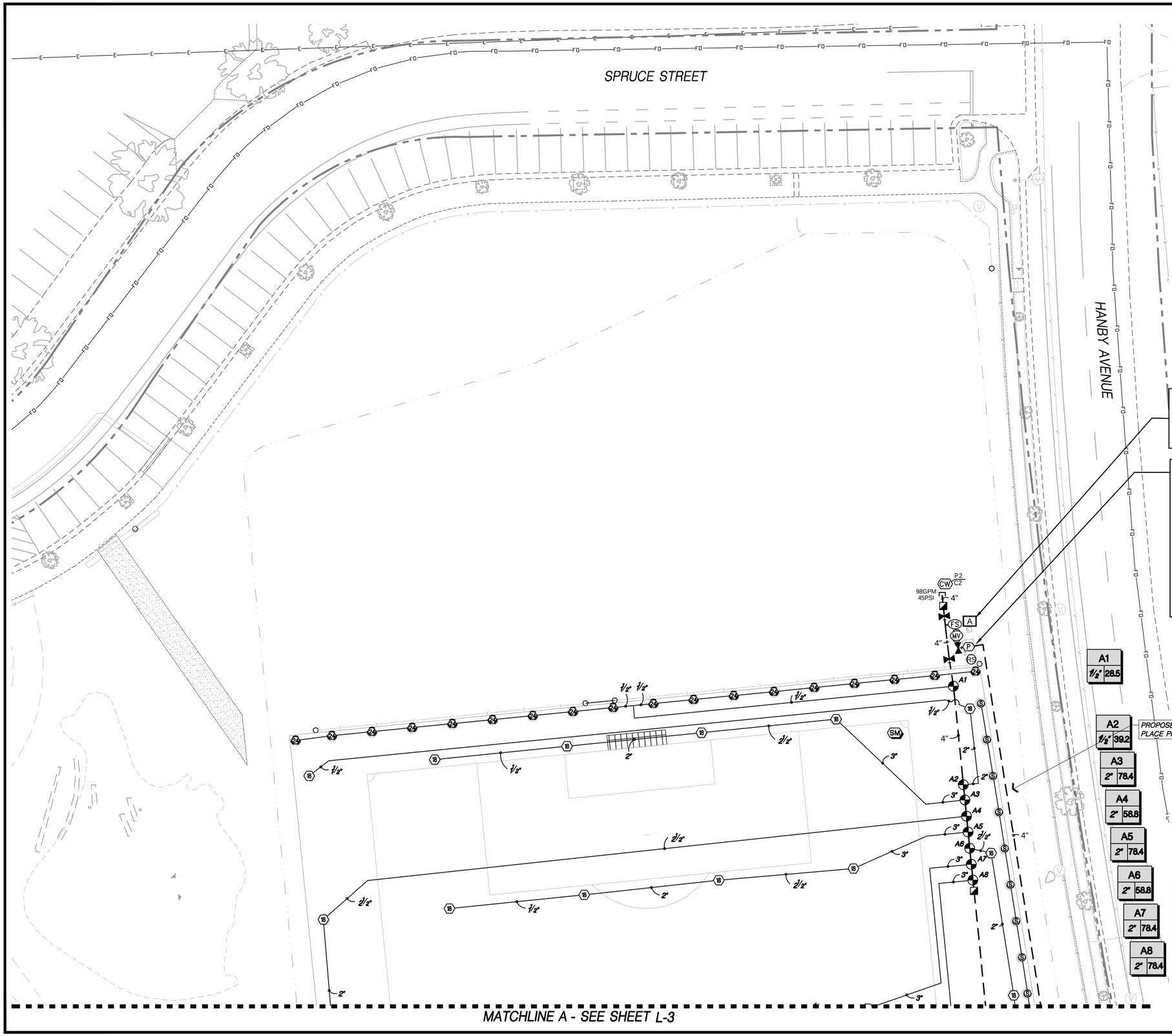

A1	1½" 28.5
A2	1½" 39.2
A3	2" 78.4
A4	2" 58.8
A5	2" 78.4
A6	2" 58.8
A7	2" 78.4
A8	2" 78.4

PROPOSED MAINLINE PIPE SHOWN DIAGRAMMATICALLY. PLACE PIPE MINIMUM OF 2' FROM SWALE TOP OF SLOPE

CONTROLLER LOCATION:

CONTRACTOR SHALL INSTALL A 2-WIRE CONTROLLER PER MANUFACTURE SPECIFICATIONS. REFER TO ELECTRICAL SHEETS BY "PK ELECTRICAL" FOR POWER AND ELECTRICAL DETAILS. FINAL LOCATION SHALL BE IN THE PLANTER AREA & APPROVED BY THE CITY.

P.O.C. 'A' NOTE:

- 3" METER & BACKFLOW PER CIVIL PLANS. VERIFY LOCATION OF EXISTING 4" SERVICE LINE IN THIS APPROXIMATE LOCATION IN THE FIELD.
- 3" CLASS 315 PIPE SHALL RUN FROM BACKFLOW TO THE SPECIFIED BOOSTER PUMP IN THE APPROXIMATE LOCATION SHOWN ON THE PLANS.
- 3" MAINLINE DOWNSTREAM OF THE PUMP TO THE MASTER VALVE AND FLOW SENSOR.
- 4" MAINLINE AFTER MASTER VALVE. INSTALL PER THESE PLANS.

IRRIGATION DESIGN IS BASED ON:

- 95 GPM MAX. FLOW FOR PHASE 1
- 55 PSI MIN. AT THE TAP UPSTREAM OF THE METER. CONTACT LANDSCAPE ARCHITECT IMMEDIATELY IF PRESSURE UPSTREAM OF THE METER DIFFERS GRATER THAN 10% OF THE STATED PSI.
- 80 PSI BOOST FROM THE PUMP FOR PHASE 1

REFER TO ELECTRICAL SHEETS BY "PK ELECTRICAL" FOR POWER AND ELECTRICAL DETAILS.

SEE SHEET L-1 FOR LANDSCAPE NOTES

SEE SHEET L-4 & L-5 FOR IRRIGATION LEGEND AND DETAILS

IMPORTANT TRACE WIRE NOTE:

ALL MAINLINE AND LATERAL PIPE SHALL INCLUDE TRACE WIRE PER CITY OF BISHOP REQUIREMENTS

IMPORTANT NOTE:

IRRIGATION MAINLINE, LATERAL LINE, AND VALVES ARE SHOWN DIAGRAMMATICALLY IN PAVING AREAS FOR CLARITY ONLY. INSTALL THESE COMPONENTS IN PLANTING AREA ADJACENT TO EDGE OF HARDSCAPE. COORDINATE SLEEVE LOCATIONS UNDER PAVING.

MODEL WATER EFFICIENT LANDSCAPE ORDINANCE IRRIGATION DESIGN PLAN STATEMENT, SIGNATURE AND DATE:

"I HAVE COMPLIED WITH THE CRITERIA OF THE ORDINANCE AND APPLIED THEM ACCORDINGLY FOR THE EFFICIENT USE OF WATER IN THE IRRIGATION DESIGN PLAN."

NORTH 0 20 40 80

"FOR BIDDING PURPOSES ONLY"

NO.	DESCRIPTION	DATE

DATE: JUNE 17, 2026
SCALE: H: V:
DRAWN BY: P. MALDONADO
DESIGNED BY: P.M./C.W.K.
CHECKED BY: C.W.K.

LICENSED LANDSCAPE ARCHITECT · STATE OF CALIFORNIA · CHRIS W. KAZ · LAE No. 5283 · Expires 12-31-26

WOOD RODGERS
BUILDING RELATIONSHIPS ONE PROJECT AT A TIME
1361 Corporate Blvd
Reno, NV 89502
Tel 775.823.4068
Fax 775.823.4066

CITY OF BISHOP · Inyo County · California

IMPROVEMENT PLANS FOR
BISHOP CITY PARK FIELD 6 REHABILITATION
IRRIGATION PLAN

PROJECT NO. 8715.004

DRAWING L-2

201

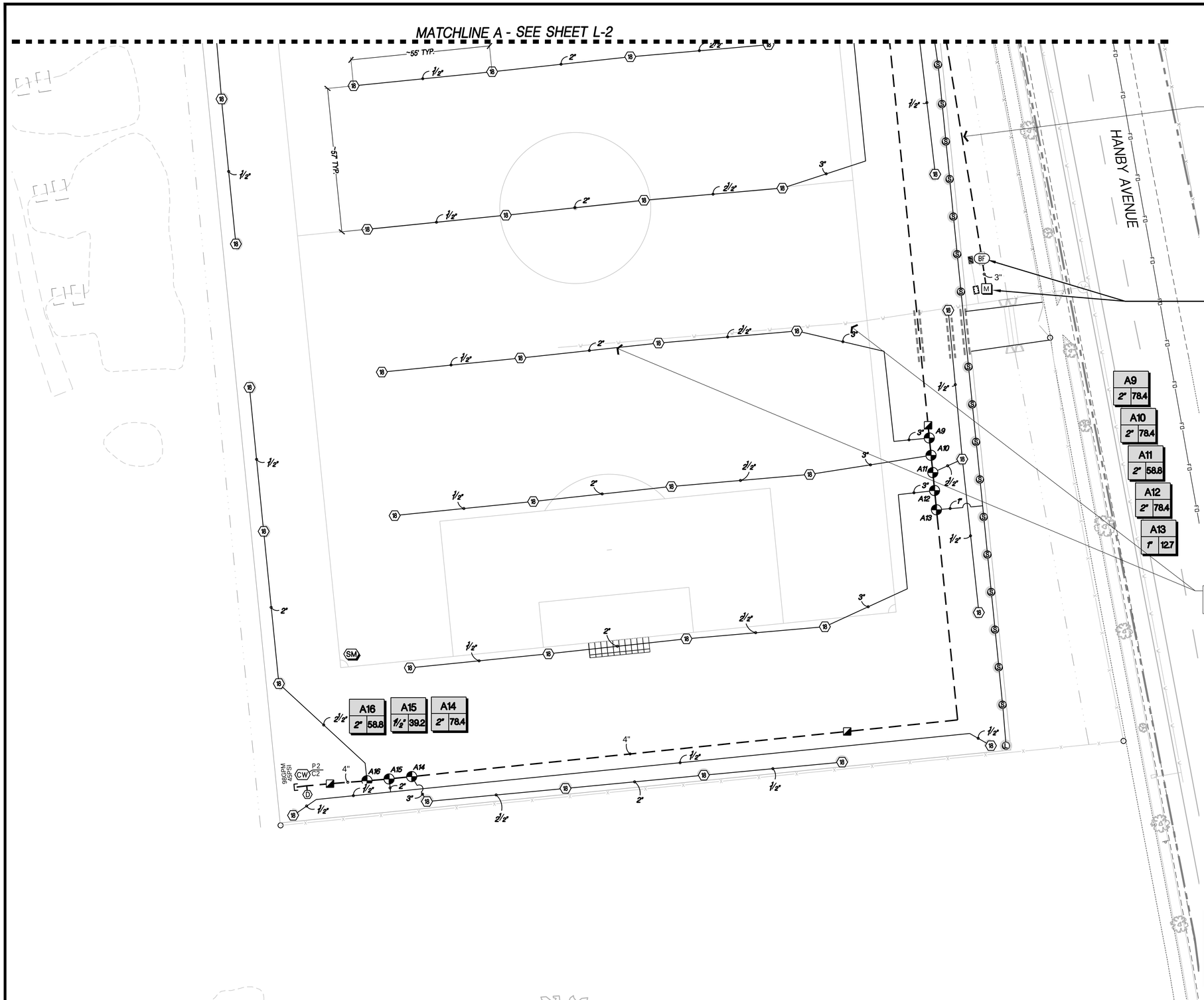

P.O.C. 'A' NOTE:

- 3" METER & BACKFLOW PER CIVIL PLANS. VERIFY LOCATION OF EXISTING 4" SERVICE LINE IN THIS APPROXIMATE LOCATION IN THE FIELD.
- 3" CLASS 315 PIPE SHALL RUN FROM BACKFLOW TO THE SPECIFIED BOOSTER PUMP IN THE APPROXIMATE LOCATION SHOWN ON THE PLANS.
- 3" MAINLINE DOWNSTREAM OF THE PUMP TO THE MASTER VALVE AND FLOW SENSOR.
- 4" MAINLINE AFTER MASTER VALVE. INSTALL PER THESE PLANS.

IRRIGATION DESIGN IS BASED ON:

- 95 GPM MAX. FLOW FOR PHASE 1
- 55 PSI MIN. AT THE TAP UPSTREAM OF THE METER. CONTACT LANDSCAPE ARCHITECT IMMEDIATELY IF PRESSURE UPSTREAM OF THE METER DIFFERS GRATER THAN 10% OF THE STATED PSI.
- 80 PSI BOOST FROM THE PUMP FOR PHASE 1

REFER TO ELECTRICAL SHEETS BY "PK ELECTRICAL" FOR POWER AND ELECTRICAL DETAILS.

ALL EXISTING IRRIGATION EQUIPMENT DOWNSTREAM OF THE PROPOSED 3" METER SHALL BE REMOVED TO THE SATISFACTION OF THE CITY REPRESENTATIVE. SEE DEMOLITION PLAN FOR MORE INFORMATION.

SEE SHEET L-1 FOR LANDSCAPE NOTES

SEE SHEET L-4 & L-5 FOR IRRIGATION LEGEND AND DETAILS

IMPORTANT TRACE WIRE NOTE:

ALL MAINLINE AND LATERAL PIPE SHALL INCLUDE TRACE WIRE PER CITY OF BISHOP REQUIREMENTS

IMPORTANT NOTE:

IRRIGATION MAINLINE, LATERAL LINE, AND VALVES ARE SHOWN DIAGRAMMATICALLY IN PAVING AREAS FOR CLARITY ONLY. INSTALL THESE COMPONENTS IN PLANTING AREA ADJACENT TO EDGE OF HARDSCAPE. COORDINATE SLEEVE LOCATIONS UNDER PAVING.

MODEL WATER EFFICIENT LANDSCAPE ORDINANCE IRRIGATION DESIGN PLAN STATEMENT, SIGNATURE AND DATE:

"I HAVE COMPLIED WITH THE CRITERIA OF THE ORDINANCE AND APPLIED THEM ACCORDINGLY FOR THE EFFICIENT USE OF WATER IN THE IRRIGATION DESIGN PLAN."

NORTH 0 20 40 80

"FOR BIDDING PURPOSES ONLY"

NO.	DESCRIPTION	DATE

DATE: JUNE 17, 2026
SCALE: H: V:
DRAWN BY: P. MALDONADO
DESIGNED BY: P.M./C.W.K.
CHECKED BY: C.W.K.

LICENSED LANDSCAPE ARCHITECT · CHRISTOPHER W. KAZINEC · No. 5283 · STATE OF CALIFORNIA · Expires 12-31-26 · Renewal Date · Seal

WOOD RODGERS
BUILDING RELATIONSHIPS ONE PROJECT AT A TIME
1361 Corporate Blvd
Reno, NV 89502
Tel 775.823.4068
Fax 775.823.4068

CITY OF BISHOP · INYO COUNTY, CALIFORNIA

IMPROVEMENT PLANS FOR
BISHOP CITY PARK FIELD 6 REHABILITATION
IRRIGATION PLAN

PROJECT NO. 8715.004

DRAWING L-3

KEY

1. IRRIGATION CONTROLLER MOUNTED WITHIN VANDAL RESISTANT PEDESTAL ENCLOSURE. SEE IRRIGATION LEGEND AND SPECIFICATIONS FOR FURTHER INFORMATION.
2. 3/4" POWER CONDUIT: SIZE, TYPE, DEPTH PER LOCAL CODE.
3. GROUND WIRE CONDUIT MIN 1 1/2", GROUND PER ASIC GUIDELINES.
4. CONCRETE PEDESTAL BASE.
5. FINISH GRADE.
6. CONDUIT FOR CONTROL WIRES SIZE AS REQUIRED.
7. COMPACTED SUBGRADE TO 90% R.D.

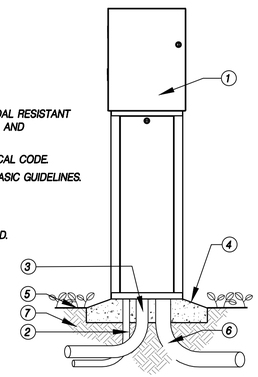

A PEDESTAL CONTROLLER

N.T.S. WR-IR-CONT-01

KEY

1. 3/8" U-BOLT FOR PADLOCK CONTRACTOR SHALL PROVIDE KEYS TO OWNER.
2. CONCRETE PAD, SLOPE TO DRAIN AT 2%. PAD SHALL INCLUDE CONCRETE EMBED FRAME FROM PLACE WATERWORKS MODEL# PW/E1A-E SIZED AS NECESSARY.
3. ENCLOSURES SHALL BE PLACER WATERWORKS INSULATED MODEL# PW/E1A-W SIZED AS NECESSARY.

NOTES:

1. REFER TO BACKFLOW PREVENTER DETAIL FOR FURTHER INFORMATION.
2. INSTALL ENCLOSURE PER MANUFACTURER'S RECOMMENDATIONS.
3. ENCLOSURE SHALL BE DARK GREEN IN COLOR AS PAINTED BY THE MANUFACTURER.
4. REFER TO PLAN SHEETS FOR MORE INFORMATION.

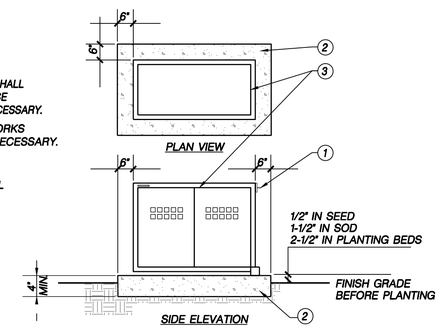

B BACKFLOW PREVENTER ENCLOSURE

NOT TO SCALE WR-IR-09

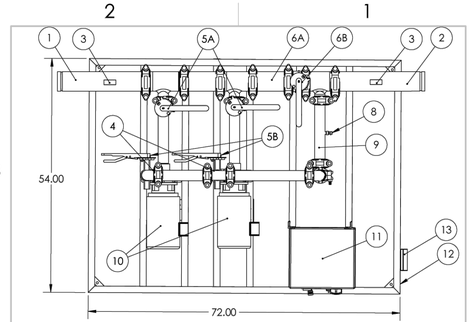

ITEM NO.	CUSTOMFLOW REFERENCE NUMBER: 40/180WR06152024-1-(2)10VFD-208-3	QTY.
1	4" SUCTION GROOVED FOR FLANGE CONNECTION	1
2	4" DISCHARGE GROOVED FOR FLANGE CONNECTION	1
3	0-160 PRESSURE GAUGE	2
4	2.5" AN 7811-3 GROOVED CHECK VALVE	1
5A	2.5"AN 7721-3 GROOVED BUTTERFLY VALVE FOR ISOLATION	1
5B	2.5"AN 7721-3 GROOVED BUTTERFLY VALVE FOR ISOLATION	1
6A	4" BYPASS FOR OPERATION DURING MAINTENANCE	1
6B	4"AN 7721-3 GROOVED BUTTERFLY VALVE WITH YELLOW HANDLE FOR BYPASS	1
7	CUSTOM TEMPERATURE SWITCH ON EACH PUMP	1
8	EFECTOR PRESSURE TRANSDUCER 2424 0-200 PSI	1
9	1/4" NPT HOLE WITH PLUG	1
10	2X BERKELEY PUMP B1.5ZPL5 WITH BRONZE IMPELLER, RATED FOR 90 GPM EACH AT 80 PSI INCREASE WITH 10 HP 3-PHASE , 3450 RPM, 208-230/460V ODP MOTOR	1
11	PUMP CONTROL PANEL MODEL 2X CF230-3-3-1.6KL WITH MITSUBISHI FR-D720-318-NA VFD, 50-AMP CIRCUIT BREAKER WITH 208V THREE-PHASE INPUT & THREE-PHASE OUTPUT WITH (2) PUMP START RELAY TERMINALS, 150 VA CONTROL TRANSFORMER, RELAY-RESET FOR CUSTOM TEMPERATURE SWITCH.	1
12	ALUMINUM 4 DOOR ENCLOSURE SIZE 72"X54"X48", SLANTED ROOF, POWDER COATED DARK GREEN COLOR, ALUMINUM BRACKETS AND STEEL HARDWARE.	1
NOTE 1:	SYSTEM DIAGHRAMM TANK WILL BE INCLUDED.	1
NOTE 2:	LEVEL CONCRETE PAD SIZE 78"X60", 4" THICK AND 1" ABOVE SURROUNDING GRADE. TOOL EDGES 1/2". NOTE THE INLET/OUTLET ARE LOCATED ON OPPOSITE SIDES. ALLOW 36" CLEARANCE IN FRONT AND REAR FOR SERVICE ACCESS.	1
NOTE 3:	THREE-PHASE 208V ELECTRICAL SERVICE WITH 50-AMP BREAKER, GROUND AND CONTROL WIRES ARE REQUIRED. THE TWO CONDUITS AND WIRES ARE CONNECTED TO THE PANEL TERMINALS INSIDE THE ENCLOSURE. V-POWER EQUIPMENT TO PROVIDE SHOP ASSEMBLY, STARTUP, TRAINING AND OWNERS MANUAL. PHONE (916) 266-6743. 4201 WEST CAPITOL AVE, WEST SACRAMENTO, CA 95691.	

V-POWER EQUIPMENT INC. (916) 266-6743	DATE: 06/16/2026	CA LIC. NO. 1068426	BISHOP CITY PARK BISHOP, CA
	DRAWN BY: MD	CHECK BY: CM	72X54 CUSTOMFLOW SPECIFICATION
			SHEET 1 OF 3

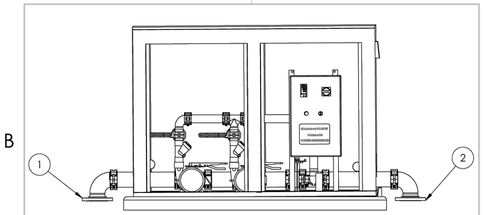

FLANGE CONNECTION DETAIL
1. BOOSTER PLUMBING SUCTION
2. BOOSTER PLUMBING DISCHARGE
NOTE: POUR CONCRETE THRUST BLOCKS WHERE NEEDED & TEST FOR LEAKS

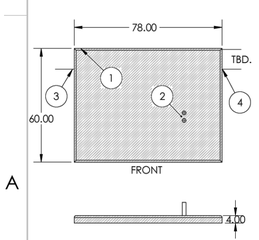

CONCRETE SLAB DETAIL
1. SLAB DIMENSIONS 78"X60", 4" THICK *ALLOWS FOR 3" APRON AROUND BOOSTER ENCLOSURE
2. ELECTRICAL CONDUIT, 2" SPACING BETWEEN CONDUITS *CRITICAL LOCATION TBD.
3. SUCTION PLUMBING LOCATION
4. DISCHARGE PLUMBING LOCATION
NOTE: ALLOW 36" CLEARANCE IN FRONT AND REAR FOR SERVICE ACCESS.

ANCHORING DETAIL
ANCHOR ALL FOUR CORNERS OF BOOSTER USING ATTACHED ANCHOR POINTS.
RECOMMEND USING WEDGE TYPE ANCHOR BOLTS SIZE 3/8"X3"

V-POWER EQUIPMENT INC. (916) 266-6743	DATE: 06/16/2026	CA LIC. NO. 1068426	BISHOP CITY PARK BISHOP, CA
	DRAWN BY: MD	CHECK BY: CM	FLANGE & 78X60 CONCRETE SLAB DETAIL
			SHEET 2 OF 3

72"X54" CUSTOMFLOW BOOSTER PACKAGE INSTALLATION

A) CONCRETE PAD CONSTRUCTION

1) Determine location and grade for the site.
2) Form and pour a level concrete slab size 78" X 60", 4" thick.
Note: Slab surface 1" above grade, see slab detail for electrical conduit locations.
3) Allow for 36" in front and rear of the enclosure for service access.
4) Mount and level your Customflow booster on the concrete pad centering the unit allowing a 3" apron around the outside of the enclosure.
5) Anchor all four corners through the attached anchor brackets.
* Recommend using a wedge type anchor 3/8" X 3" long.

B) PLUMBING CONNECTION

FOR FLANGED CONNECTION
1) Connect the supplied grooved flange adaptors to the suction and discharge 90's.
NOTE: The wide edge of the gasket goes towards the grooved flange, no other gaskets necessary.
2)Connect the suction and discharge flanges to the flanged mainline spools (supplied by others).
3) Pour thrust blocks as needed.
4) Test for leaks.

C) ELECTRICAL CONNECTION

1) Land the conduits and wires inside the VFD panel.
2) Confirm the supplied power voltage and phase is correct and matches the specification.
3) Terminate AC line wires at the top of the breaker labeled "CUSTOMER SUPPLY" and ground on the appropriate grounding lug.
4) Terminate 24VAC control wires to the terminal strip labeled "24R1 & 24N1" for pump start control. If a second pump start controller is being used terminate the second control to "24R2 & 24N2".
5) Make sure all wiring is done Per local code requirements.

D) START UP & WARRANTY

1) Verify the booster is installed properly, both plumbing and power connections are complete.
2) Contact V-Power Equipment Inc. for startup.
3) Standard Warranty is three years from date of delivery. For any warranty issues please call V-Power Equipment Inc.

V-POWER EQUIPMENT INC. (916) 266-6743	DATE: 06/16/2026	CA LIC. NO. 1068426	BISHOP CITY PARK BISHOP, CA
	DRAWN BY: MD	CHECK BY: CM	CUSTOMFLOW INSTALLATION INSTRUCTION
			SHEET 3 OF 3

"FOR BIDDING PURPOSES ONLY"

NO.	DESCRIPTION	DATE

DATE: JUNE 17, 2026
SCALE: H: V:
DRAWN BY: P. MALDONADO
DESIGNED BY: P.M./C.W.K.
CHECKED BY: C.W.K.

LICENSED LANDSCAPE ARCHITECT
K.Z. INC. No. 5283
Expires 12/31/26
STATE OF CALIFORNIA

WOOD RODGERS
BUILDING RELATIONSHIPS ONE PROJECT AT A TIME
1361 Corporate Blvd
Reno, NV 89502
Tel 775.823.4068
Fax 775.823.4068

CITY OF BISHOP
Mono County, California

IMPROVEMENT PLANS FOR
BISHOP CITY PARK FIELD 6 REHABILITATION
IRRIGATION DETAILS

PROJECT NO. 8715.004

DRAWING
L-4

203

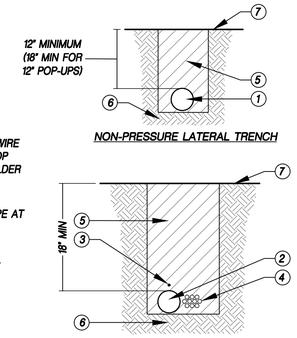

KEY

1. NON-PRESSURE LATERAL PIPE.
2. PRESSURE MAIN LINE PIPE.
3. INSTALL #10 BARE COPPER TRACE WIRE IN MAINLINE TRENCH. LEAVE 8" LOOP EXPOSED IN EACH VALVE BOX. SOLDER ANY SPLICES IN EACH TRACE WIRE.
4. CONTROL WIRE ADJACENT TO PRESSURE MAINLINE. BUNDLE & TAPE AT 4'-6" INTERVAL TO PIPE.
5. CLEAN BACKFILL - SEE SPECS, 92% COMPACTION IN NON-PAVED AREAS.
6. NATIVE OR AMENDED SOIL.
7. FINISH GRADE.

C PIPE TRENCHING

N.T.S. WR-IR-07

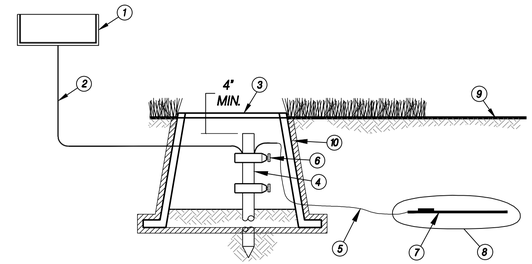

KEY

1. IRRIGATION CONTROLLER, SEE IRRIGATION SCHEDULE
2. SOLID BARE COPPER WIRE (#10 AWG) FROM GROUNDING ROD TO CONTROLLER. MAKE WIRE AS SHORT AND STRAIGHT AS POSSIBLE
3. COVER GROUNDING ROD WITH #10 ROUND VALVE BOX AS SHOWN
4. 5/8-INCH X 10 FT COPPER CLAD GROUNDING ROD OR GROUNDING PLATE. INSTALL RODS IN SOIL IN A TRIANGULAR PATTERN SPACED A MINIMUM OF 16 FT APART FROM EACH OTHER. GROUNDING GRID TO HAVE A RESISTANCE OF TEN (10) OHMS OR LESS
5. BARE COPPER WIRE (#6 AWG MIN) BETWEEN GROUNDING ROD AND GROUNDING PLATE
6. GROUND ROD CLAMP OR WELDS
7. COPPER GROUNDING PLATE
8. GROUND ENHANCEMENT MATERIAL (IF REQUIRED)
9. FINISH GRADE
10. GEOTEXTILE FABRIC

NOTE:
INSTALL CONTROLLER PER MANUFACTURER'S SPECIFICATIONS.

D GROUNDING PLATE

N.T.S. WR-IR-11

KEY

1. IRRIGATION CONTROLLER, SEE IRRIGATION SCHEDULE.
2. SOLID BARE COPPER WIRE (#10 AWG) FROM GROUNDING ROD TO CONTROLLER. MAKE WIRE AS SHORT AND STRAIGHT AS POSSIBLE
3. GROUNDING ROD AND PLATE. ENCASED IN #10 VALVE BOX.
4. 5/8-INCH X 8 FT COPPER CLAD GROUNDING ROD OR GROUNDING PLATE. INSTALL RODS IN SOIL IN A TRIANGULAR PATTERN SPACED A MINIMUM OF 16 FT APART FROM EACH OTHER. GROUNDING GRID TO HAVE A RESISTANCE OF TEN (10) OHMS OR LESS
5. BARE COPPER WIRE (#10 AWG MIN) BETWEEN GROUNDING RODS

NOTE:
INSTALL CONTROLLER PER MANUFACTURER'S SPECIFICATIONS.

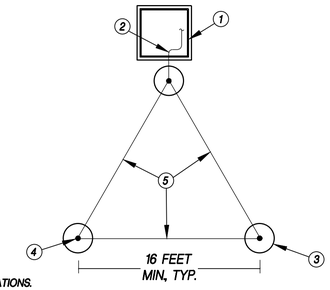

E GROUNDING GRID

N.T.S. WR-IR-10

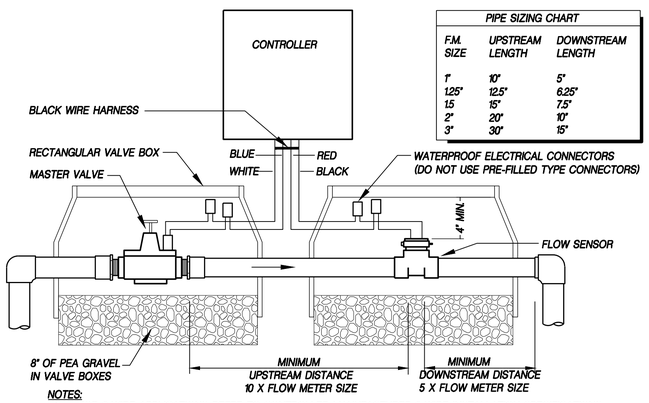

PIPE SIZING CHART

F.M. SIZE	UPSTREAM LENGTH	DOWNSTREAM LENGTH
1"	10"	5"
1.25"	12.5"	6.25"
1.5	15"	7.5"
2"	20"	10"
3"	30"	15"

NOTES:
1. FOR 2-WIRE APPLICATIONS REFER TO CONTROLLER MANUFACTURER 2-WIRE INSTALLATION SPECIFICATIONS

F FLOW METER AND MASTER VALVE ASSEMBLY

N.T.S. WR-IR-FLOW-03

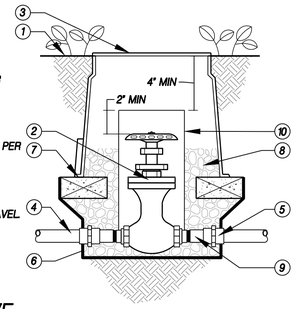

KEY

1. FINISH GRADE.
2. GATE VALVE, SEE IRRIGATION LEGEND FOR FURTHER INFORMATION.
3. ROUND VALVE BOX.
4. PRESSURE SUPPLY LINE.
5. SCH 40 COUPLING. SIZE PER MAINLINE.
6. LANDSCAPE FABRIC.
7. BRICK SUPPORT (3).
8. 3/4" MINUS WASHED GRAVEL.
9. SCH 80 T.O.E. NIPPLE.
10. 6" PVC.

G GATE VALVE

N.T.S. WR-IR-VAL-06

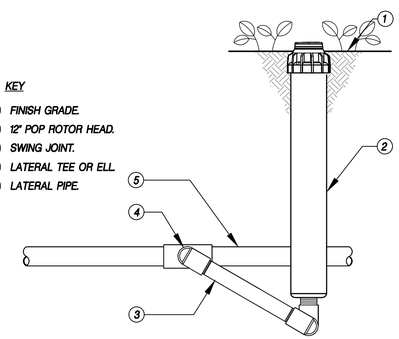

KEY

1. FINISH GRADE.
2. 12" POP ROTOR HEAD.
3. SWING JOINT.
4. LATERAL TEE OR ELL.
5. LATERAL PIPE.

H 12" POP UP ROTOR

N.T.S. WR-IR-HEAD-02

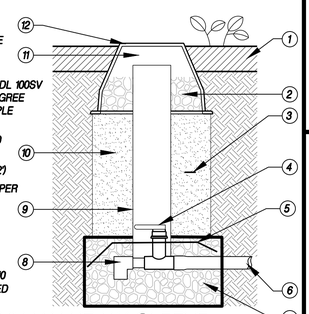

1. MULCH PER PLANS
2. GRAVEL BACKFILL AROUND PIPE SLEEVE
3. CONTINUOUS DETECTABLE WARNING TAPE 12" ABOVE MAINLINE
4. MANUAL DRAIN VALVE - CHAMPION ¾" MDL. 100SV BRASS INLINE W/ RISING STEM & 90 DEGREE MARLEX STREET ELBOW & SCH. 80 NIPPLE
5. FILTER FABRIC
6. MAINLINE - PVC SCH 40 PIPE W/ SCH 80 FITTINGS - MIN 24" DEPTH
7. ¾" DRAIN ROCK, MINIMUM 8 CUFT (2'X2'X2')
8. MAINLINE KING DRAIN @ 45 DEG ANGLE PER MANUFACTURER'S SPECIFICATIONS
9. 6" ADS SLEEVE (NON-PERFORATED)
10. SPPCo SAND BACKFILL
11. 3" CLEARANCE BETWEEN LID & SLEEVE
12. 10" DIA. ROUND VALVE BOX - CARSON 910 (OR EQUAL) W/ BOLT DOWN LID LABELED "IRRIGATION", FLUSH W/ GRADE

I WINTERIZING DRAIN VALVE W/ SLEEVE

N.T.S. WR-IR-VAL-10

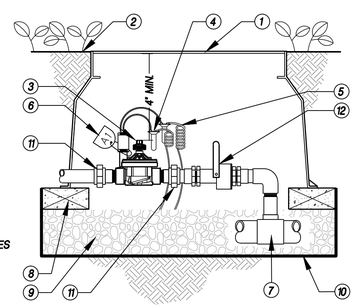

KEY

1. 12"X20" VALVE BOX
2. FINISH GRADE
3. REMOTE CONTROL VALVE. SEE IRRIGATION LEGEND FOR FURTHER INFORMATION.
4. WATERPROOF CONNECTIONS
5. 18-24" COILED WIRE
6. VALVE ID TAG
7. MAIN LINE PIPE AND FITTINGS
8. BRICK SUPPORTS (4)
9. 3/4" MINUS WASHED GRAVEL
10. LANDSCAPE FABRIC
11. PVC SLIP UNION ON BOTH SIDES OF VALVE.
12. BRASS BALL VALVE

NOTES:
1. ALL VALVE BOX LIDS TO BE HEAT STAMPED WITH VALVE NUMBER 2" TALL MIN, TYP.
2. VALVES AND VALVE MANIFOLDS SHALL TEE FROM MAINLINE HORIZONTALLY NOT VERTICALLY.
3. FOR 2-WIRE APPLICATIONS REFER TO 2-WIRE DECODER DETAIL FOR MORE INFORMATION.

J ELECTRIC CONTROL VALVE W/ BALL VALVE

N.T.S. WR-IR-VAL-03

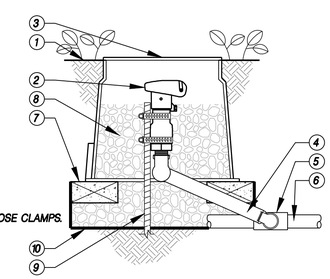

KEY

1. FINISH GRADE.
2. QUICK COUPLER VALVE.
3. ROUND VALVE BOX.
4. PREFABRICATED SWING JOINT.
5. MAIN LINE TEE OR ELL.
6. MAIN LINE PIPE.
7. BRICK SUPPORT (3).
8. 3/4" MINUS WASHED GRAVEL.
9. #4 REBAR 24" LONG MIN. / SS HOSE CLAMPS.
10. LANDSCAPE FABRIC.

K QUICK COUPLER

N.T.S. WR-IR-QC-01

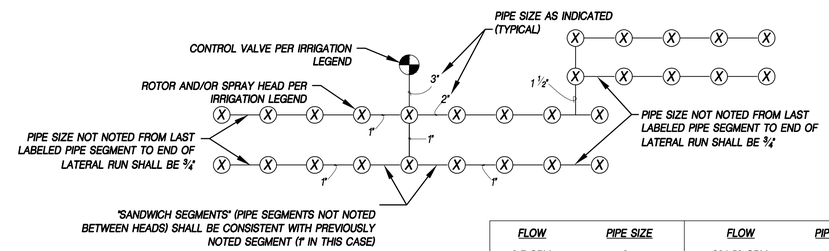

FLOW	PIPE SIZE	FLOW	PIPE SIZE
0-7 GPM	¾"	30.1-50 GPM	2"
7.1-12 GPM	1"	50.1-70 GPM	2 ½"
12.1-22 GPM	1 ¼"	70.1-110 GPM	3"
22.1-30 GPM	1 ½"		

NOTES

1. PIPE SIZING SHALL CONFORM TO THE DIMENSIONS SHOWN ON THE PLANS.
2. IF FIELD ADJUSTMENTS ARE NECESSARY AND LATERAL LINE PIPING LAYOUT CHANGES OCCUR, THE CONTRACTOR MUST CONFORM TO THE FOLLOWING SIZING REQUIREMENTS:
3. MINIMUM PIPE SIZE SHALL BE ¾"

L NON-PRESSURE (SCH 40 LATERAL LINE) PIPE SIZING SCHEMATIC

N.T.S. WR-IR-12

"FOR BIDDING PURPOSES ONLY"

NO.	DESCRIPTION	DATE

DATE: JUNE 17, 2026
SCALE: H: V:
DRAWN BY: P. MALDONADO
DESIGNED BY: P.M./C.W.K.
CHECKED BY: C.W.K.

LICENSED LANDSCAPE ARCHITECT · CHRISTOPHER W. KAZINEC · No. 5283 · Expiration Date 12-31-26 · STATE OF CALIFORNIA

WOOD RODGERS
BUILDING RELATIONSHIPS ONE PROJECT AT A TIME
1361 Corporate Blvd
Reno, NV 89502
Tel 775.823.4068
Fax 775.823.4068

CITY OF BISHOP · INYO COUNTY · CALIFORNIA

IMPROVEMENT PLANS FOR
BISHOP CITY PARK FIELD 6 REHABILITATION
IRRIGATION DETAILS

PROJECT NO. 8715.004

DRAWING L-5

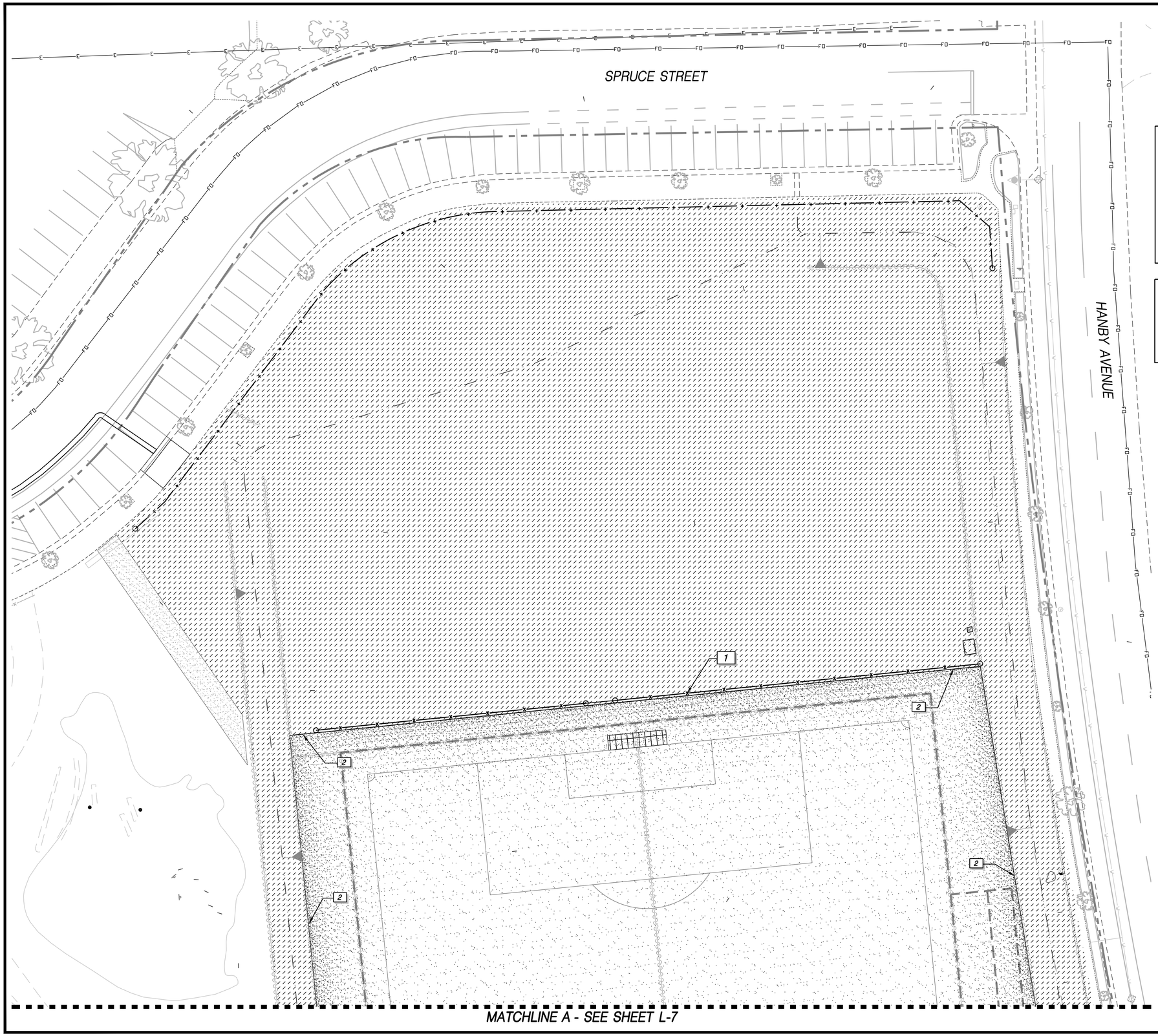

CONCEPT PLANT SCHEDULE

	NON-IRIGATED ERROSION CONTROL HYDROSEED (CITY APPROVED SEED)	84,698 SF
	TURF SOD (CITY APPROVED RYE GRASS, BLUE GRASS AND FESCUE MIX)	123,028 SF

REFERENCE NOTES SCHEDULE

CODE	DESCRIPTION	DETAIL
1	FENCE PER CIVIL PLANS	
2	REDWOOD HEADER. EXCEPT WHERE NOTED, INSTALL 1' OFFSET FROM TOP OF SLOPE OR CENTER LINE OF FENCE	A/L-8

SEE SHEET L-1 FOR LANDSCAPE NOTES

SEE SHEET L-8 FOR PLANTING DETAILS

MODEL WATER EFFICIENT LANDSCAPE ORDINANCE LANDSCAPE DESIGN PLAN STATEMENT, SIGNATURE AND DATE:

"I HAVE COMPLIED WITH THE CRITERIA OF THE ORDINANCE AND APPLIED THEM ACCORDINGLY FOR THE EFFICIENT USE OF WATER IN THE LANDSCAPE DESIGN PLAN."

NORTH 0 10 20 40

"FOR BIDDING PURPOSES ONLY"

NO.	DESCRIPTION	DATE

DATE: JUNE 17, 2026
SCALE: H: V:
DRAWN BY: P. MALDONADO
DESIGNED BY: P.M./C.W.K.
CHECKED BY: C.W.K.

LICENSED LANDSCAPE ARCHITECT · KAZ INC. No. 2283 · STATE OF CALIFORNIA · Expires 12-31-26

WOOD RODGERS
BUILDING RELATIONSHIPS ONE PROJECT AT A TIME
1361 Corporate Blvd
Reno, NV 89502
Tel 775.823.4068
Fax 775.823.4066

CITY OF BISHOP · INYO COUNTY · CALIFORNIA

IMPROVEMENT PLANS FOR
BISHOP CITY PARK FIELD 6 REHABILITATION
PLANTING PLAN

PROJECT NO. 8715.004

DRAWING L-6

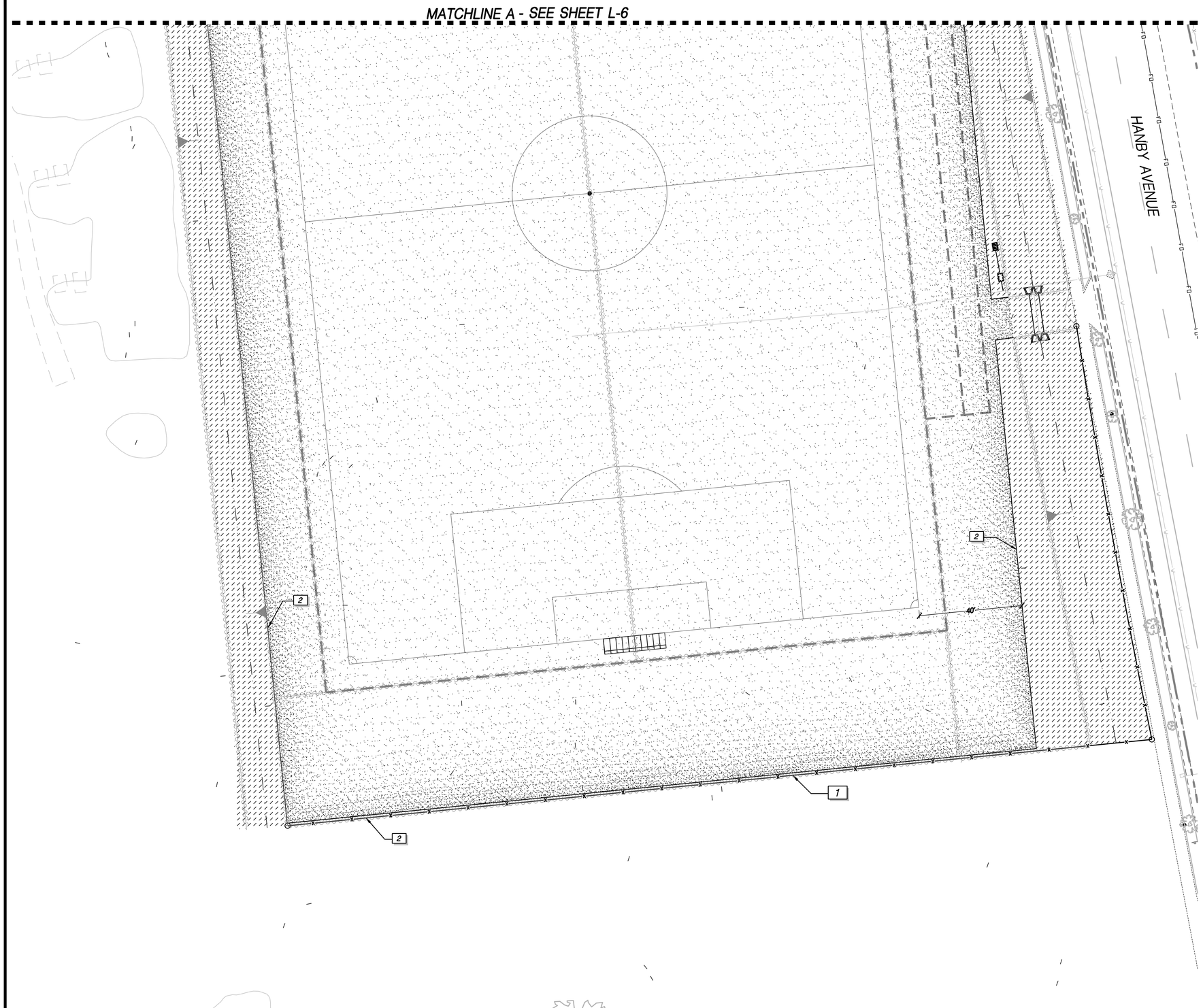

CONCEPT PLANT SCHEDULE

	NON-IRIGATED ERROSION CONTROL HYDROSEED (CITY APPROVED SEED)	84,698 SF
	TURF SOD (CITY APPROVED RYE GRASS, BLUE GRASS AND FESCUE MIX)	123,028 SF

REFERENCE NOTES SCHEDULE

CODE	DESCRIPTION	DETAIL
1	FENCE PER CIVIL PLANS	
2	REDWOOD HEADER. EXCEPT WHERE NOTED, INSTALL 1' OFFSET FROM TOP OF SLOPE OR CENTER LINE OF FENCE	A/L-8

SEE SHEET L-1 FOR LANDSCAPE NOTES

SEE SHEET L-8 FOR PLANTING DETAILS

MODEL WATER EFFICIENT LANDSCAPE ORDINANCE LANDSCAPE DESIGN PLAN STATEMENT, SIGNATURE AND DATE:

"I HAVE COMPLIED WITH THE CRITERIA OF THE ORDINANCE AND APPLIED THEM ACCORDINGLY FOR THE EFFICIENT USE OF WATER IN THE LANDSCAPE DESIGN PLAN."

NORTH

0 20 40 80

"FOR BIDDING PURPOSES ONLY"

NO.	DESCRIPTION	DATE

DATE: JUNE 17, 2026
SCALE: H: V:
DRAWN BY: P. MALDONADO
DESIGNED BY: P.M./C.W.K.
CHECKED BY: C.W.K.

LICENSED LANDSCAPE ARCHITECT
K.Z. INC. No. 2283
Expires 12/31/26
STATE OF CALIFORNIA

WOOD RODGERS
BUILDING RELATIONSHIPS ONE PROJECT AT A TIME
1361 Corporate Blvd
Reno, NV 89502
Tel 775.823.4068
Fax 775.823.4066

CITY OF BISHOP
INYO COUNTY, CALIFORNIA

IMPROVEMENT PLANS FOR
BISHOP CITY PARK FIELD 6 REHABILITATION
PLANTING PLAN

PROJECT NO. 8715.004

DRAWING L-7

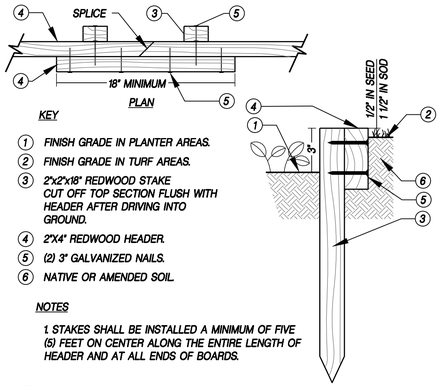

KEY

1. FINISH GRADE IN PLANTER AREAS.
2. FINISH GRADE IN TURF AREAS.
3. 2"x2"x18" REDWOOD STAKE CUT OFF TOP SECTION FLUSH WITH HEADER AFTER DRIVING INTO GROUND.
4. 2"X4" REDWOOD HEADER.
5. (2) 3" GALVANIZED NAILS.
6. NATIVE OR AMENDED SOIL.

NOTES

1. STAKES SHALL BE INSTALLED A MINIMUM OF FIVE (5) FEET ON CENTER ALONG THE ENTIRE LENGTH OF HEADER AND AT ALL ENDS OF BOARDS.

A REDWOOD HEADER

N.T.S. WR-LA-PAV-HD-04

SCHEDULE OF LANDSCAPE AND IRRIGATION MAINTENANCE
Calendar year

Maintenance Task Description	Spring													Summer												Fall												Winter											
	March				April					May				June				July					August			September				October					November			December				January					February		
	Week 1	Week 2	Week 3	Week 4	Week 5	Week 6	Week 7	Week 8	Week 9	Week 10	Week 11	Week 12	Week 13	Week 14	Week 15	Week 16	Week 17	Week 18	Week 19	Week 19	Week 20	Week 21	Week 22	Week 23	Week 24	Week 25	Week 26	Week 27	Week 28	Week 29	Week 30	Week 31	Week 32	Week 33	Week 34	Week 35	Week 36	Week 37	Week 38	Week 39	Week 40	Week 41	Week 42	Week 43	Week 44	Week 45	Week 46	Week 47	Week 48	Week 49	Week 50	Week 51	Week 52
Turf Grass Maintenance																																																			
Mowing - Once every 7-10 Days during peak growing season																																																			
Turf Grass Edging & associated blowing (Every other mowing)																																																			
Fertilization					date:																					date:																										
Turf Grass Aeration (prior to fertilization)	date:																																																		
Dethatching / Overseeding																										date:																										
Shrub Care and Maintenance																																																			
*Shrub pruning																																																			
Shrub fertilization (planted < 5 years ago)									date:																	date:																										
Mulching of shrub beds / Bark replacement																																									date:											
General Landscape Operations																																																			
Irrigation run time modification for seasonal changes																																																			
Visual inspection of irrigation																																																			
Weed Control																																																			
Tree Maintenance																																																			
Leaf Litter Blowing Every week.																																																			
**Tree pruning																																					date:				date:											
Tree fertilization	date:																									date:																										

NOTES:
*Allow shrubs to mature and fill planting areas as designed.
*Shearing back of shrub stems and branches is not allowed.
*Remove any obstruction to irrigation emission devices
**Remove weeds and suckers from around the bases of trees as needed
**Prune trees for safety, health, or structural clearance. Remove crossing and damaged branches. Do not limb up.
**DO NOT top trees for any reason

"FOR BIDDING PURPOSES ONLY"

NO.	DESCRIPTION	DATE

DATE: JUNE 17, 2026
SCALE: H: V:
DRAWN BY: P. MALDONADO
DESIGNED BY: P.M./C.W.K.
CHECKED BY: C.W.K.

LICENSED LANDSCAPE ARCHITECT · CHRISTOPHER W. KAZINEC · No. 5283 · STATE OF CALIFORNIA · Expires 12-31-26

WOOD RODGERS
BUILDING RELATIONSHIPS ONE PROJECT AT A TIME
1361 Corporate Blvd
Reno, NV 89502
Tel 775.823.4068
Fax 775.823.4068

CITY OF BISHOP · Inyo County · California

IMPROVEMENT PLANS FOR
BISHOP CITY PARK
FIELD 6 REHABILITATION
PLANTING DETAILS

PROJECT NO. 8715.004

DRAWING L-8

DRAWING SCHEDULE

SHEET	DESCRIPTION	
E-1	ELECTRICAL LEGEND & DRAWING SCHEDULE	●
E-2	ELECTRICAL SPECIFICATIONS	●
E-3	ONELINE DIAGRAM & LOAD CALCULATION	●
E-4	ELECTRICAL SITE PLAN	●
	TOTAL SHEETS IN ISSUE:	4

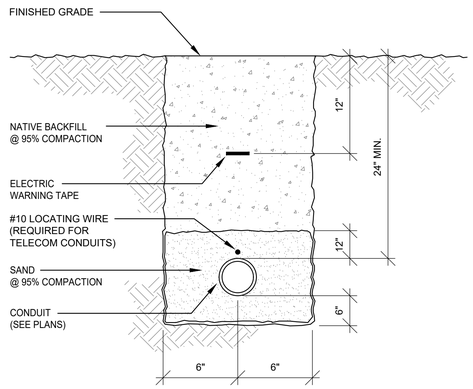

A / E-1 TYP 12" TRENCH DETAIL

SCALE: NONE

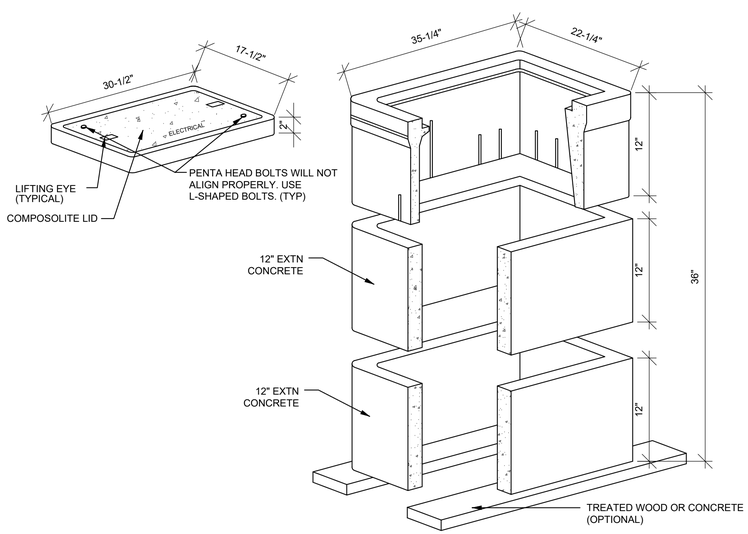

B / E-1 N-36 CONCRETE NON-TRAFFIC PULL BOX

SCALE: NONE

ELECTRICAL LEGEND

- PANELBOARD: SURFACE MOUNTED
- PANELBOARD: FLUSH MOUNTED
- SWITCHBOARD OR DISTRIBUTION PANEL
- XF TRANSFORMER
- PULLBOX / VAULT
- MOTOR STARTER
- COMBINATION MOTOR STARTER
- COMBINATION MOTOR STARTER PROVIDED BY OTHERS (COORDINATE WITHSTAND RATINGS WITH EQUIP SUPPLIER)
- F DISCONNECT SWITCH - FUSIBLE (FUSED PER EQUIP. NAMEPLATE)
- N DISCONNECT SWITCH - NON-FUSIBLE
- DISCONNECT SWITCH PROVIDED BY OTHERS (COORDINATE WITHSTAND RATINGS WITH EQUIP SUPPLIER)
- VARIABLE FREQUENCY DRIVE
- VARIABLE FREQUENCY DRIVE PROVIDED BY OTHERS (COORDINATE WITHSTAND RATINGS WITH EQUIP SUPPLIER)
- CB ENCLOSED CIRCUIT BREAKER
- GROUND ROD
- SHUNT TRIP STATION OR EMERGENCY PUSHBUTTON
- M REMOTE METER

- S SINGLE POLE SWITCH 48" AFF
- S_3 THREE WAY SWITCH 48" AFF
- S_4 FOUR WAY SWITCH 48" AFF
- S_K KEY OPERATED SWITCH 48"
- S_L SWITCH WITH LIGHTED HANDLE
- S_M MANUAL MOTOR STARTER
- S_P SWITCH WITH PILOT LIGHT 48" AFF
- S_T TIME WALL SWITCH EQUAL TO HUBBELL DT2000W 48" AFF
- D DIMMER OPERATED SWITCH 48" AFF
- OCCUPANCY SENSOR - WALL MOUNTED 48" AFF
- D 0-10V DIMMING OCCUPANCY SENSOR - WALL MOUNTED 48" AFF - EQUAL TO SENSOR SWITCH WSX-D
- OS OCCUPANCY SENSOR - CEILING MOUNTED. PROVIDE WITH POWER PACK PER MFG REQUIREMENTS.
- OS OCCUPANCY SENSOR - CORNER MOUNTED. PROVIDE WITH POWER PACK PER MFG REQUIREMENTS.
- CONTROL STATION
- CONTACTOR OR RELAY
- PC PHOTOELECTRIC CELL (ON ROOF FACING NORTH UNO)
- TC TIMECLOCK

- CONDUIT/RACEWAY IN WALL OR ABOVE CEILING
- CONDUIT/RACEWAY BELOW GRADE OR BELOW FLOOR
- BREAK OR RUN CONTINUES
- —OH— OVERHEAD SERVICE
- — P — PRIMARY
- — S — SECONDARY
- — C — COMMUNICATIONS OR SIGNAL
- — T — TELEPHONE
- —TV— TELEVISION
- — • — LOW VOLTAGE AND/OR CONTROL WIRING
- * * EMERGENCY CIRCUIT
- CONDUIT/RACEWAY STUB OUT: MARK AND CAP (SITE)
- CONDUIT/RACEWAY SLEEVE

E = EQUIPMENT
H = ELECTRIC HEAT
K = KITCHEN EQUIP
L = LIGHTING
M = MOTOR
M1= LARGEST MOTOR
R = RECEPTACLES

- SINGLE RECEPTACLE: 20A, 125V, NEMA 5-20, +18" AFF
- DUPLEX RECEPTACLE: 20A, 125V, NEMA 5-20, +18" AFF
- DUPLEX RECEPTACLE: HALF SWITCHED, +18" AFF
- DUPLEX RECEPTACLE GFI TYPE - 20A, 125V, NEMA 5-20 GFI +18" AFF
- QUAD RECEPTACLE: 20A, 125V, NEMA 5-20, +18" AFF
- ISOLATED GROUND TYPE RECEPTACLE (ORANGE TRIANGLE), 20A, 125V, NEMA 5-20IG, +18" AFF
- COMBO DUAL USB CHARGER / DUPLEX RECEPTACLE, 5.1A, (1) TYPE A & (1) TYPE C USB (3.1, 3.0, 2.0 AND 1.1 COMPATIBLE), 20A, 125V, NEMA 5-20R, +18AFF
- QUAD USB CHARGER, 5.1A, (2) TYPE A & (2) TYPE C USB (3.1, 3.0, 2.0 AND 1.1 COMPATIBLE), +18AFF
- SPECIAL PURPOSE RECEPTACLE: SEE DWGS FOR NEMA CONFIGURATION
- DUPLEX RECEPTACLE: FLOOR MOUNTED
- QUAD RECEPTACLE: FLOOR MOUNTED
- DUPLEX RECEPTACLE: CEILING MOUNTED
- QUAD RECEPTACLE: CEILING MOUNTED
- BLANK GFCI PROTECTIVE DEVICE IN READILY ACCESSIBLE LOCATION (LABEL PROTECTED DEVICES)
- DUPLEX "CLOCK" RECEPTACLE: 125V, NEMA 5-20R, +60" AFF
- X" DEVICE MOUNTED AT NON-STANDARD HEIGHT. IF NO HEIGHT SHOWN VERIFY HEIGHT WITH ARCHITECT
- MULTI-OUTLET ASSEMBLY: SPACING PER DWGS

- DATA / VOICE OUTLET: 18" AFF - 1 VOICE, 1 DATA JACK, 2 BLANKS
- DATA / VOICE OUTLET: FLOOR MOUNTED
- MULTI-OUTLET ASSEMBLY: SPACING PER DWGS
- TELEPHONE OUTLET: 18" AFF
- DATA OUTLET: 18" AFF
- DEVICE MOUNTED AT NON-STANDARD HEIGHT. IF NO HEIGHT SHOWN VERIFY HEIGHT WITH ARCHITECT
- S SPEAKER
- TV TELEVISION OUTLET: 18" AFF (UNO)
- TELEPHONE TERMINAL BOARD (TTB)
- VC VOLUME CONTROL
- GROUNDING BAR

* FIXTURE SCHEDULE HAS PRECEDENCE *

- LENSED TROFFER
- VOLUMETRIC TROFFER
- FLANGED TROFFER
- SURFACE MOUNT TROFFER
- STRIP FIXTURE
- DOWNLIGHT
- WALL PACK
- POLE MOUNT
- EMERGENCY LIGHTING UNIT
- EXIT SIGN FIXTURE - SHADED AREA DENOTES LIGHTED FACE - ARROWS INDICATE DIRECTION
- SHADING INDICATES EGRESS FIXTURE

- T THERMOSTAT (PROVIDED BY MECH. CONTRACTOR UNO)
- J JUNCTION BOX (SIZE AS REQUIRED UNO)
- 3 SHEET NOTE DESIGNATION
- F1 FIXTURE DESIGNATION: F1=TYPE (SEE FIXTURE SCH.)
- 3 REVISION DELTA: NUMBER REPRESENTS REVISION
- 1253 FEEDER DESIGNATION
- AHU 2 EQUIPMENT CONNECTION

- GFI GROUND FAULT INTERRUPTER DEVICE
- M METERING DEVICE
- M REMOTE METER
- ST SHUNT TRIP DEVICE
- TRANSFORMER
- CURRENT TRANSFORMER
- G GENERATOR
- # MOTOR - # INDICATES HP
- INTERRUPTER SWITCH
- GFI GROUND FAULT RELAY W/ CT OR SENSOR
- FUSE
- CIRCUIT BREAKER
- DRAWOUT CIRCUIT BREAKER
- * / * A 3 TRANSFER SWITCH (A=AUTOMATIC, M=MANUAL) # FOR POLES 2, 3 OR 4
- SPD SURGE PROTECTION DEVICE

- NORMALLY OPEN (NO) CONTACT
- NORMALLY CLOSED (NC) CONTACT
- C COIL - VOLTAGE PER CONTROL DIAGRAMS
- R PILOT LIGHT (LED) PUSH-TO-TEST. LETTER INDICATES COLOR (R=RED, G=GREEN, A=AMBER, Y=YELLOW)
- R PILOT LIGHT (LED) NON PUSH-TO-TEST
- THERMAL OVERLOAD
- MAGNETIC OVERLOAD
- PUSH BUTTON NORMALLY OPEN (NO)
- PUSH BUTTON NORMALLY CLOSED (NC)
- O H A HAND-OFF-AUTO (HOA) SELECTOR SWITCH
- LIMIT SWITCH NORMALLY OPEN (NO)
- LIMIT SWITCH NORMALLY CLOSED (NC)
- R PUSH BUTTON ILLUMINATED (LED)

TICS = NO. OF #12 WIRES (UNO) IF MORE THAN TWO WITHIN RACEWAY. GROUNDING CONDUCTOR (NOT SHOWN) ALWAYS REQUIRED.
- ISOLATED GROUNDING CONDUCTOR
- NEUTRAL CONDUCTOR
- PHASE CONDUCTOR(S)

BRANCH CIRCUIT (WHEN TIC MARKS ARE NOT SHOWN) = (1) PHASE, (1) NEUTRAL AND (1) GROUNDING CONDUCTOR

HOMERUN TO PANELBOARD OR DEVICE

HA-[1,3,5,3N]G HOMERUN CIRCUIT DESIGNATION
- GROUNDING CONDUCTOR
- NEUTRAL CONDUCTOR (N=1, 2N=2 NEUTRALS, 3N=3 NEUTRALS)
- PHASE CONDUCTOR(S)
- PANELBOARD DESIGNATION

HA-(1.3.5)G HOMERUN CIRCUIT DESIGNATION (3 PHASE CIRCUIT SHOWN)
- GROUNDING CONDUCTOR
- PHASE CONDUCTOR(S)
- PANELBOARD DESIGNATION

NOTE: "(E)" IN HOMERUN INDICATES NEW HOMERUN TO EXISTING PANEL

A	AMPS
ADA	AMERICANS WITH DISABILITIES ACT
AFC	AVAILABLE FAULT CURRENT
AFCI	ARC-FAULT CIRCUIT INTERRUPTER
AFF	ABOVE FINISHED FLOOR
AFG	ABOVE FINISHED GRADE
AHJ	AUTHORITY HAVING JURISDICTION
AIC	AMP INTERRUPTING CAPACITY
AL	ALUMINUM
ATS	AUTOMATIC TRANSFER SWITCH
AWG	AMERICAN WIRE GAUGE
BC	BARE COPPER
BKR	BREAKER
C	CONDUIT/RACEWAY
CEC	CALIFORNIA ELECTRICAL CODE
CKT	CIRCUIT
CLG	CEILING
CO	CONDUIT/RACEWAY ONLY
CT	CURRENT TRANSFORMER
CU	COPPER
DB	DISTRIBUTION BOARD
DDC	DIRECT DIGITAL CONTROLLER
DPDT	DOUBLE-POLE, DOUBLE-THROW
DPST	DOUBLE-POLE, SINGLE-THROW
DWG	DRAWING
(E)	EXISTING TO REMAIN
ELEC	ELECTRICAL
EM	EMERGENCY
EMT	ELECTRICAL METALLIC TUBING
(F)	FUTURE
FLA	FULL LOAD AMPS
FMC	FLEXIBLE METAL CONDUIT (STEEL)
FPEN	FUSE PER EQUIP. NAMEPLATE
GFI	GROUND FAULT INTERRUPT
GFR	GROUND FAULT RELAY
GND	GROUND
HID	HIGH INTENSITY DISCHARGE
HOA	HAND-OFF-AUTO SWITCH
HP	HORSEPOWER
HSKP	HOUSEKEEPING
IMC	INTERMEDIATE METAL CONDUIT
J-BOX	JUNCTION BOX
K	kcmil (300K = 300 kcmil)
KVA	KILOVOLT AMPS
KW	KILOWATT
LTG	LIGHTING
IG	ISOLATED GROUND
MCB	MAIN CIRCUIT BREAKER
MCM	THOUSAND CIRCULAR MILS
MFG	MANUFACTURER
MLO	MAIN LUGS ONLY
MS	MOTOR STARTER
MSB	MAIN SWITCHBOARD
MTS	MANUAL TRANSFER SWITCH
NC	NORMALLY CLOSED
NEC	NATIONAL ELECTRICAL CODE
NEMA	NATIONAL ELECTRICAL MANUFACTURER'S ASSOCIATION
NIC	NOT IN CONTRACT
NL	NIGHTLIGHT
NO	NORMALLY OPEN
NTS	NOT TO SCALE
NVE	NV ENERGY
P	POLE
PHØ	PHASE
PV	PHOTOVOLTAIC
PNL	PANEL
PTC	PV USA TEST CONDITIONS
PWR	POWER
(R)	RELOCATE/RELOCATED
(RR)	REMOVE AND REPLACE
RAC	RIGID ALUMINUM CONDUIT
RFC	RIGID FIBERGLASS CONDUIT
RSC	RIGID STEEL CONDUIT
SCE	SOUTHER CALIFORNIA EDISON
SE	SERVICE ENTRANCE
SPD	SURGE PROTECTION DEVICE
SPDT	SINGLE-POLE, DOUBLE-THROW
SPST	SINGLE-POLE, SINGLE-THROW
STC	STANDARD TEST CONDITIONS
SW	SWITCH
TE	TELECOM
TTB	TELEPHONE TERMINATION BOARD
TYP	TYPICAL
UL	UNDERWRITER'S LABORATORY
UNO	UNLESS NOTED OTHERWISE
UNSW	UNSWITCHED
UPS	UNINTERRUPTED POWER SUPPLY
V	VOLTS
VA	VOLT AMPS
VFD	VARIABLE FREQUENCY DRIVE
W	WATTS
WP	WEATHER PROOF
(X)	EXISTING TO BE REMOVED
XFMR OR XF	TRANSFORMER

BREAKERS: 20 = SINGLE POLE CIRCUIT BREAKER 20/2 = TWO POLE CIRCUIT BREAKER 20/3 = THREE POLE CIRCUIT BREAKER 20A = ARC FAULT CIRCUIT BREAKER 20C = CONTROLLABLE CIRCUIT BREAKER 20G = GFI CIRCUIT BREAKER

NOTE: THIS IS A MASTER SYMBOL LIST. IT MAY BE THAT NOT ALL SYMBOLS SHOWN ARE USED WITHIN THIS SET OF PLANS. HEIGHTS GIVEN ARE TO TOP OF BOX.

PK Electrical, Inc.
ENGINEERING | DESIGN | CONSULTING
681 Sierra Rose Dr., Ste B | Reno, NV 89511 | 775.826.9010
4601 DTC Blvd., Ste 740 | Denver, CO 80237 | 720.481.3290
8112 Maryland Ave., Ste 400 | Clayton, MO
pkelectrical.com | PKR26006

FOR BIDDING PURPOSES ONLY

NO.	DESCRIPTION	DATE

DATE: JUNE 2026
SCALE: AS SHOWN
DRAWN BY: NBA
DESIGNED BY: NBA
CHECKED BY: JEG

REGISTERED PROFESSIONAL ENGINEER
JOSEPH E. GANSER
No. 19781
Exp. 12-31-27
ELECTRICAL
STATE OF CALIFORNIA
06/16/2026

WOOD RODGERS
BUILDING RELATIONSHIPS ONE PROJECT AT A TIME
1361 Corporate Blvd
Reno, NV 89502
Tel 775.823.4068
Fax 775.823.4069

CITY OF BISHOP
"Big Country" "Big Lifestyle"

IMPROVEMENT PLANS FOR
BISHOP CITY PARK
FIELD 6 REHABILITATION

ELECTRICAL LEGEND & DRAWING SCHEDULE

PROJECT NO. 8715.004

DRAWING E-1

V:\2019\2190\06 Bishop Corner Park Design\1 Electrical Service Path\2190\06 E1.dwg & E2.dwg Nicholas Arnoldus

SECTION 260000 ELECTRICAL SPECIFICATIONS

ITEM	DESCRIPTION
	PART 1 - GENERAL
1.1	SUMMARY • THE WORK UNDER THIS DIVISION SHALL CONSIST OF ALL LABOR, MATERIALS, EQUIPMENT, SERVICES AND RELATED ACCESSORIES, ETC. NECESSARY AND REQUIRED TO COMPLETE ALL WORK AS SHOWN OR INFERRED ON THE DRAWINGS AND IN THE SPECIFICATIONS (CONTRACT DOCUMENTS). • PROVIDE FIXED ELECTRICAL EQUIPMENT, EXCEPT WHERE SPECIFICALLY NOTED OTHERWISE. • PROVIDE EQUIPMENT AND/OR WIRING NORMALLY FURNISHED OR REQUIRED FOR COMPLETE ELECTRICAL SYSTEMS BUT NOT SPECIFICALLY SPECIFIED ON THE DRAWINGS AND/OR IN SPECIFICATIONS, AS THOUGH SPECIFIED BY BOTH. • ALL EQUIPMENT AND WIRING SHALL BE NEW, EXCEPT WHERE SPECIFICALLY SHOWN OR SPECIFIED OTHERWISE.
1.2	RELATED WORK SPECIFIED ELSEWHERE COORDINATION: THE CIVIL, ARCHITECTURAL, MECHANICAL, KITCHEN AND INTERIOR DRAWINGS CONTAIN DETAIL DESCRIPTIONS, CIRCUITING AND CONNECTION REQUIREMENTS WHICH ARE PART OF DIVISION 26 RESPONSIBILITIES. ELECTRICAL CONTRACTOR SHOULD NOT SUBMIT BIDS ON THIS PROJECT BEFORE REVIEWING ALL PROJECT DRAWINGS, SPECIFICATIONS AND ADDENDA.
1.3	ADOPTED CODES • CALIFORNIA BUILDING CODE (CBC) PUBLISHED BY THE INTERNATIONAL CODE COUNCIL (ICC) • CALIFORNIA ELECTRICAL CODE (CEC) PUBLISHED BY THE NATIONAL FIRE PROTECTION ASSOCIATION (NFPA) • CALIFORNIA FIRE CODE (CFC) PUBLISHED BY THE INTERNATIONAL CODE COUNCIL • NATIONAL FIRE CODES (NFPA STANDARDS) PUBLISHED BY THE NATIONAL FIRE PROTECTION ASSOCIATION (NFPA) AS REFERENCED IN THE 2024 INTERNATIONAL FIRE CODE • CALIFORNIA TITLE 24 • THE MOST CURRENT REGULATIONS OF THE CALIFORNIA STATE FIRE MARSHAL, CALIFORNIA DEPARTMENT OF PUBLIC SAFETY. • THE MOST CURRENT EDITION OF THE AMERICANS WITH DISABILITIES ACT (ADA) PUBLISHED BY THE UNITED STATES DEPARTMENT OF JUSTICE INCLUDING THE AMERICANS WITH DISABILITIES ACT ACCESSIBILITY GUIDELINES (ADAAG)
1.4	DEFINITIONS PROVIDE — FURNISH, INSTALL, CONNECT AND TEST UNTIL COMPLETE WIRE — FURNISH ALL NECESSARY WIRING, CONNECT AND TEST UNTIL COMPLETE INSTALL — FURNISH, SET IN PLACE, WIRE AND TEST UNTIL COMPLETE WORK — MATERIALS COMPLETELY INSTALLED, CONNECTED, AND TESTED UNTIL COMPLETE EQUAL — ACCEPTABLE EQUAL AS DETERMINED BY THE ENGINEER
1.5	REQUIREMENTS OF REGULATORY AGENCIES • OBTAIN AND PAY FOR ALL PERMITS AND INSPECTIONS REQUIRED FOR THE WORK. COMPLY WITH ALL ORDINANCES PERTAINING TO WORK DESCRIBED HEREIN. PAY ALL EXPENSES ARISING FROM THE PROCUREMENT OF THESE CERTIFICATES AND INCLUDE IN THE BASE CONTRACT PRICE. • INSTALL WORK UNDER THIS DIVISION PER DRAWINGS, SPECIFICATIONS, LATEST ADOPTED EDITION OF THE CALIFORNIA ELECTRICAL CODE, (NFPA-70) INCLUDING LOCAL AMENDMENTS AND INTERPRETATIONS, LOCAL ADOPTED BUILDING CODES, AND ANY SPECIAL CODES HAVING JURISDICTION OVER SPECIFIC PORTIONS OF WORK WITHIN COMPLETE INSTALLATION. IN EVENT OF CONFLICT, INSTALL WORK PER MOST STRINGENT CODE REQUIREMENTS DETERMINED BY ENGINEER. THIS DOES NOT RELIEVE THE CONTRACTOR FROM FURNISHING AND INSTALLING WORK SHOWN OR SPECIFIED WHICH MAY EXCEED THE REQUIREMENTS OF SUCH ORDINANCES, LAWS, REGULATIONS AND CODES. • ALL MATERIALS, PRODUCTS, DEVICES, FIXTURES, FORMS OR TYPES OF CONSTRUCTION INCLUDED IN THIS PROJECT SHALL MEET OR EXCEED THE PUBLISHED REQUIREMENTS OF CALIFORNIA ELECTRICAL CODE (CEc), AMERICAN NATIONAL STANDARDS INSTITUTE (ANSI), INSTITUTE OF ELECTRICAL AND ELECTRONICS ENGINEERS (IEEE) AND NATIONAL ELECTRICAL MANUFACTURERS ASSOCIATIONS (NEMA). ALL EQUIPMENT SHALL BEAR THE UNDERWRITER'S LABORATORIES (UL) LABEL OR EQUIVALENT FROM APPROVED INDEPENDENT TESTING LABORATORY. • ARRANGE, PAY FEES FOR AND COMPLETE WORK TO PASS REQUIRED TESTS BY AGENCIES HAVING AUTHORITY OVER WORK. DELIVER TO ENGINEER COPIES OF THE CERTIFICATES OF INSPECTION AND APPROVAL ISSUED BY AUTHORITIES AND PROVIDE ORIGINAL COPY OF EACH CERTIFICATE TO OWNER. • WHEN REQUIRED BY LAW OR REGULATIONS, THE GOVERNMENTAL AGENCY HAVING JURISDICTION FOR INSPECTIONS SHALL BE GIVEN REASONABLE NOTICE AND OPPORTUNITY TO INSPECT THE WORK. ANY WORK THAT IS ENCLOSED OR COVERED UP BEFORE SUCH INSPECTION AND TEST SHALL BE UNCOVERED AT THE CONTRACTOR'S EXPENSE; AFTER IT HAS BEEN INSPECTED, THE CONTRACTOR SHALL RESTORE THE WORK TO ITS ORIGINAL CONDITION AT THEIR OWN EXPENSE.
1.6	DRAWINGS AND SPECIFICATIONS • DRAWINGS AND SPECIFICATIONS ARE COMPLEMENTARY. WORK CALLED FOR BY ONE IS BINDING AS IF CALLED FOR BY BOTH. ANY DISCREPANCIES BETWEEN DRAWINGS AND SPECIFICATIONS SHALL BE BROUGHT TO THE ATTENTION OF THE ENGINEER FOR CLARIFICATION DURING THE BIDDING PERIOD. NO ALLOWANCE SHALL SUBSEQUENTLY BE MADE TO THE CONTRACTOR BY REASON OF THEIR FAILURE TO HAVE BROUGHT SAID DISCREPANCIES TO THE ATTENTION OF THE CONSULTANT DURING THE BIDDING PERIOD OR BY REASON OF ANY ERROR IN THE CONTRACTOR'S PART. • DRAWINGS ARE SCHEMATIC AND DIAGRAMMATIC IN NATURE. DRAWINGS SHOW GENERAL RUN OF CIRCUITS AND APPROXIMATE LOCATION OF EQUIPMENT. THE CONTRACTOR SHALL REVIEW DRAWINGS OF ALL TRADES TO ASSURE COORDINATION PRIOR TO PLACEMENT OF WORK. RIGHT IS RESERVED TO CHANGE LOCATION OF EQUIPMENT AND DEVICES, AND ROUTING OF CONDUITS WITHIN 10 FEET, WITHOUT EXTRA COST TO OWNER (PRIOR TO ROUGH-IN). • USE DIMENSIONS IN FIGURES, SHOP DRAWINGS, ETC. AND ACTUAL SITE MEASUREMENTS IN PREFERENCE TO SCALED DIMENSIONS. DO NOT SCALE DRAWINGS FOR EXACT SIZES OR LOCATIONS - USE DIMENSIONED DETAILS OR ACTUAL FIELD CONDITIONS. VERIFY ITEM MOUNTING HEIGHTS AS REQUIRED BY PROJECT CONDITIONS PRIOR TO ROUGH-IN. • THE ARCHITECTURAL DRAWINGS SHALL TAKE PRECEDENCE OVER ALL OTHER DRAWINGS IN MATTERS OF DIMENSIONS. DISCREPANCIES BETWEEN DIFFERENT DRAWINGS OR BETWEEN DRAWINGS AND SPECIFICATIONS, OR REGULATIONS AND CODES GOVERNING THE INSTALLATION SHALL BE BROUGHT TO THE ATTENTION OF THE ENGINEER IN WRITING FOR DETERMINATION. • LAYOUT EQUIPMENT AS SHOWN ON DRAWINGS AS CLOSE AS POSSIBLE. VERIFY ACCESS REQUIREMENTS FOR EQUIPMENT ACTUALLY FURNISHED,AND ADJUST LAYOUT TO COMPLY WITH CEC 110. RIGHT IS RESERVED TO CHANGE LAYOUT WITHIN 10 FEET WITHOUT ADDITIONAL COST (PRIOR TO ROUGH-IN). • ALL DEVICES, LIGHT FIXTURES, ETC. LOCATED IN CEILING TILES SHALL BE LOCATED IN THE CENTER OF THE CEILING TILE UNLESS SPECIFICALLY NOTED OR APPROVED TO DO OTHERWISE. • THE CONTRACTOR IS RESPONSIBLE TO FIELD MEASURE AND CONFIRM THE MOUNTING HEIGHTS AND LOCATION OF ELECTRICAL EQUIPMENT WITH RESPECT TO COUNTERS, DOORWAYS, AND OTHER ARCHITECTURAL, MECHANICAL OR STRUCTURAL WORK. DO NOT SCALE DISTANCES OFF THE ELECTRICAL DRAWINGS. USE ACTUAL BUILDING DIMENSIONS. • EXECUTION OF CONTRACT IS EVIDENCE THAT CONTRACTOR HAS EXAMINED ALL EXISTING CONDITIONS, DRAWINGS AND SPECIFICATIONS RELATED TO WORK, AND IS INFORMED AS TO EXTENT AND CHARACTER OF WORK. LATER CLAIMS FOR LABOR AND MATERIALS REQUIRED DUE TO DIFFICULTIES ENCOUNTERED, WHICH COULD HAVE BEEN FORESEEN HAD EXAMINATION BEEN MADE, WILL NOT BE RECOGNIZED. • ALL WORK CALLED FOR IN THIS SECTION OF THE PLANS AND SPECIFICATIONS SHALL BE PERFORMED UNDER THIS SECTION, REGARDLESS OF WHETHER SUCH WORK MAY ALSO HAVE BEEN CALLED FOR IN OTHER SECTION(S). DISCREPANCIES IN OR CONFLICTS AMONG THE VARIOUS PARTS OF THE CONTRACT DRAWINGS SHALL NOT RELIEVE CONTRACTOR OF THEIR OBLIGATION TO PERFORM. • NO ATTEMPT HAS BEEN MADE TO ESTABLISH THE REQUIRED SECTIONS OR SPLITS OF EQUIPMENT RELATIVE TO THE SIZE OF ACCESS INTO THE SPACE, BUILDING, ETC. CONTRACTOR SHALL ESTABLISH ALL SAID SPLITS, SECTIONS, ETC. NECESSARY TO INSTALL EQUIPMENT COMPLETE WITHOUT UNDUE DISASSEMBLY OF EQUIPMENT OR DEMOLITION OF BUILDING PARTS AT SITE OF WORK. • CHARGES FOR EXTRA WORK ARE NOT ALLOWED UNLESS WORK IS AUTHORIZED BY WRITTEN ORDER FROM THE OWNER'S REPRESENTATIVE APPROVING CHARGES FOR WORK. • CHECK ALL DOOR SWINGS SO LIGHTING CONTROL DEVICES ARE NOT LOCATED BEHIND DOORS. RELOCATE DEVICES AS REQUIRED WITH THE CONSULTANT'S REVIEW.
1.7	COPYRIGHT THESE PLANS, SPECIFICATIONS, AND ALL RELATED ADDENDA AND DOCUMENTS CONSTITUTE COPYRIGHT MATERIALS OF PK ELECTRICAL. ALL RIGHTS CONFERRED BY THE COPYRIGHT AND SIMILAR LAWS ARE RESERVED TO PK ELECTRICAL. THESE MATERIALS SHALL REMAIN THE SOLE PROPERTY OF PK ELECTRICAL AND MAY NOT BE REPRODUCED, DISTRIBUTED TO OTHERS OR USED FOR ANY PURPOSE WHATSOEVER WITHOUT THE PRIOR WRITTEN CONSENT OF PK ELECTRICAL.
1.8	SUBMITTALS BEFORE ORDERING ANY EQUIPMENT, CONTRACTOR SHALL SUBMIT SIX COPIES OF FACTORY SHOP DRAWINGS FOR ALL LIGHTING FIXTURES, LIGHTING CONTROLS, SWITCHGEAR, PANELS, CIRCUIT BREAKERS, MOTOR CONTROLLERS, DISCONNECTS WIRING DEVICES, PLATES, RACEWAYS AND FITTINGS, ETC. PROPOSED FOR THIS PROJECT.
1.9	SUBSTITUTIONS PROPOSED SUBSTITUTIONS SHALL BE EQUAL OR SUPERIOR TO SPECIFIED ITEMS IN ALL RESPECTS. DETERMINATION OF EQUALITY RESTS SOLELY WITH ENGINEER. SUBSTITUTIONS MUST BE SUBMITTED A MINIMUM OF 10 WORKING DAYS PRIOR TO BID FOR CONSIDERATION. PROPOSED SUBSTITUTIONS PROVIDED LATER WILL NOT BE REVIEWED OR ALLOWED. BID SUBSTITUTED MATERIAL WILL ONLY BE ALLOWED IF ACCEPTED IN WRITING BY ENGINEER.
1.10	EXAMINATION OF SITE AND EXISTING CONDITIONS BEFORE SUBMITTING A PROPOSAL, CONTRACTOR SHALL EXAMINE THE SITE AND FAMILIARIZE HIMSELF WITH THE EXISTING CONDITIONS AND LIMITATIONS. NO EXTRAS WILL BE ALLOWED BECAUSE OF THE CONTRACTOR'S MISUNDERSTANDING OF THE AMOUNT OF WORK INVOLVED OR HIS LACK OF KNOWLEDGE OF ANY SITE CONDITIONS WHICH MAY AFFECT HIS WORK. ANY APPARENT VARIANCE OF THE DRAWINGS OR SPECIFICATIONS FROM THE EXISTING CONDITIONS AT THE SITE SHALL BE CALLED TO ATTENTION OF THE ENGINEER BEFORE SUBMITTING A PROPOSAL.
1.11	EXISTING OUTLETS EXISTING OUTLETS AND CIRCUITING NOT IN CONFLICT WITH NEW CONDITIONS SHALL REMAIN. EXTEND OUTLETS TO NEW SURFACES, CAULK AND PROVIDE JUMBO PLATES AS REQUIRED TO PRESENT A SERVICEABLE AND FINISHED APPEARANCE.
1.12	EXISTING SWITCHGEAR REUSE EXISTING SWITCHGEAR AND PANELS IN PLACE WHERE SO INDICATED. MODIFY AS REQUIRED TO ACCOMMODATE NEW WORK. PROVIDE NEW CIRCUIT BREAKERS AND/OR FUSES AS REQUIRED. MATCH AIC RATINGS. REARRANGE EXISTING CIRCUITS WITHIN PANELS TO AGREE WITH NEW PANEL SCHEDULES. TRACE AND IDENTIFY ALL EXISTING CIRCUITS ON NEW RECORD PANEL SCHEDULES.
1.13	EXISTING PANELBOARDS • RING OUT CIRCUITS IN EXISTING PANELS. WHERE ADDITIONAL CIRCUITS ARE NEEDED REUSE CIRCUITS AVAILABLE FOR REUSE. INSTALL NEW BREAKERS AS INDICATED ON DRAWINGS. MATCH AIC RATINGS. • TAG UNUSED CIRCUITS AS SPARE. • WHERE EXISTING CIRCUITS ARE INDICATED TO BE REUSED, USE SENSING MEASURING DEVICES TO VERIFY THAT CIRCUITS FEEDING PROJECT AREA ARE NOT IN USE OR OVERLOADED. • REMOVE EXISTING WIRE NO LONGER IN USE FROM PANEL TO EQUIPMENT. • PROVIDE NEW UPDATED TYPED DIRECTORIES IN ANY MODIFIED PANEL.
	PART 2 - PRODUCTS
2.1	MATERIALS • ALL MATERIAL SHALL BE NEW, AND HAVE A UL LABEL WHERE AVAILABLE. IF UL LABEL IS NOT AVAILABLE, MATERIAL SHALL BE MANUFACTURED IN ACCORDANCE WITH APPLICABLE NEMA, IEEE AND FEDERAL STANDARDS. USE UL LABELED COMPONENTS IN ASSEMBLIES THAT DO NOT HAVE OVERALL UL LABEL. ALL EQUIPMENT SHALL COMPLY WITH THE TERMS "LISTED AND LABELED" AS DEFINED IN THE CEC 70, ARTICLE 100. SUBMIT LETTER STATING COMPLIANCE WITH THESE REQUIREMENTS. • UTILIZE ONE OF THE MANUFACTURERS LISTED TO FURNISH ALL OF THE MAJOR EQUIPMENT (I.E. PANELS, TRANSFORMERS, BUS DUCT, SWITCHGEAR, CIRCUIT BREAKERS, ETC.) REQUIRED FOR THIS PROJECT. • ALL MATERIAL AND EQUIPMENT SHALL BE NEW AND OF THE HIGHEST QUALITY AVAILABLE ("SPECIFICATION GRADE"). SERVICE EQUIPMENT SHALL BE FACTORY-ASSEMBLED COMMERCIAL-GRADE, CONFIGURED PER SERVING UTILITY STANDARDS. WIRING DEVICES SHALL BE SPECIFICATION GRADE WITH NYLON PLATES, WHITE UNLESS OTHERWISE NOTED, RAISED STEEL BOX COVERS MAY BE USED IN UTILITY AREAS. • ALL EQUIPMENT AND CIRCUITING ACCESSIBLE BY THE PUBLIC SHALL BE TAMPER-PROOF AND VANDAL RESISTANT. OPENABLE DEVICES AND EQUIPMENT SHALL BE PADLOCKABLE.
2.2	DISTRIBUTION EQUIPMENT DISTRIBUTION EQUIPMENT SHALL BE DEAD-FRONT. PANELBOARD OR SWITCHBOARD TYPE AS INDICATED. UL-LABELED AND ENCLOSED IN A NEMA HOUSING APPROPRIATE TO ITS LOCATION AND APPLICATION WITH HINGED WIREWAY COVERS. BUSSING, DEVICE FINGERS AND LUGS SHALL BE COPPER UNLESS INDICATED ON DRAWINGS. AIC RATINGS SHOWN ON PLANS ARE MINIMUM RATINGS; CIRCUIT BREAKERS SHALL BE IN EXCESS OF THE AVAILABLE FAULT CURRENT. SERIES-RATING OF UPSTREAM AND DOWNSTREAM CIRCUIT BREAKERS TO ACHIEVE REQUIRED FAULT CURRENT RATINGS IS PROHIBITED UNLESS APPROVED BY ENGINEER IN WRITING.
2.3	PANELBOARDS PANELS SHALL HAVE FLUSH MONO-FLAT TRIM, LOCKING DOOR-IN-DOOR HINGED COVERS AND BOLT-ON CIRCUIT BREAKERS. BUSSING SHALL BE COPPER UNLESS INDICATED ON DRAWINGS. FLUSH-MOUNTED PANELS SHALL HAVE EMPTY CONDUITS STUBBED TO ACCESSIBLE ATTIC SPACE: ONE 1" CONDUIT FOR EACH FOUR SPARE/SPACE CIRCUITS. PROVIDE ONE TYPED AND ONE SPARE PANEL SCHEDULE FOR OWNER'S USE. SCHEDULES SHALL BE TWO COLUMN TYPE WITH ODD CIRCUIT NUMBERS ON THE LEFT AND EVEN NUMBERS ON THE RIGHT.
2.4	TRANSFORMERS TRANSFORMERS SHALL BE SELF VENTILATED DRY-TYPE WITH COPPER BUSSING UNLESS INDICATED OTHERWISE AND SHALL BE UL LISTED AS SUITABLE FOR INSTALLATION IN INTERIOR LOCATIONS. INSULATION SHALL BE MINIMUM 220 DEGREE CELSIUS OPERATION. PROVIDE SIX 2.5% VOLTAGE ADJUSTING TAPS - TWO ABOVE AND FOUR BELOW RATED PRIMARY VOLTAGE. IMPEDANCE FOR UNITS ABOVE 15KVA SHALL BE MINIMUM 5%. TRANSFORMERS SHALL BE CONNECTED WITH SEALTIGHT FLEXIBLE CONDUIT WITH SEPARATE INTERNAL GROUND WIRE.
2.5	CIRCUITING ALL WIRING SHALL BE IN CONDUIT, CONCEALED EXCEPT WHERE NOTED. EMT WITH STEEL SET SCREW INSULATED-THROAT FITTINGS SHALL BE USED IN DRY, PROTECTED INTERIOR LOCATIONS. PVC SCHEDULE 40 SHALL BE USED BELOW GRADE AT MINIMUM-24". WRAPPED RIGID ELBOWS AND RISERS SHALL BE USED FOR ALL THROUGH-GRADE AND CONCRETE SLAB TRANSITIONS AND STUB-UPS. RGS OR IMC CONDUIT WITH THREADED FITTINGS SHALL BE USED IN ALL LOCATIONS WHERE EXPOSED TO THE ELEMENTS OR SUBJECT TO PHYSICAL DAMAGE. FMC MAY BE USED FOR FINAL CONNECTION TO LIGHTING FIXTURE FROM J-BOX. FIXTURE WHIPS MAY NOT EXCEED 6' IN LENGTH. METAL CLAD CABLE (TYPE MC) WILL BE ACCEPTABLE FOR SINGLE CIRCUIT BRANCH CIRCUITING, FLEXIBLE WHIPS FROM JUNCTION BOXES TO LIGHTING FIXTURES AND WITHIN CASEWORK. TYPE MC CABLE MAY NOT BE USED FOR HOMERUNS . ENT IS NOT ALLOWED. CONNECT RECESSED AND SUSPENDED LIGHTING FIXTURES, MOTORIZED AND VIBRATING EQUIPMENT WITH STEEL FLEX. ALL CONDUIT SHALL HAVE PULL CORD IF OTHERWISE EMPTY. CONNECT PUMP MOTORS WITH LIQUID TIGHT FLEXIBLE METAL CONDUIT.
2.6	WIRING • WIRE SHALL BE COPPER UNLESS OTHERWISE INDICATED. MINIMUM WIRE SIZE SHALL BE #12 AWG. WHERE ALUMINUM IS ALLOWED, WIRE SHALL BE TERMINATED IN AN INSULATED CU/AL RATED COMPRESSION TERMINAL FITTING (MAC-ADAPT OR EQUAL). INSULATION SHALL BE THW, THWN OR THHN. • UNLESS OTHERWISE REQUIRED BY LOCAL ORDINANCES, GROUND WIRES SHALL BE GREEN, NEUTRAL WIRES SHALL BE WHITE (120V) OR GREY (277V) AND PHASE WIRES SHALL BE BLACK (PHASE A), RED (PHASE B), AND BLUE (PHASE C) FOR A 120/208 VOLT SYSTEM AND BROWN (PHASE A), ORANGE (PHASE B), AND YELLOW (PHASE C) FOR A 277/480 VOLT SYSTEM.
2.7	FUSES FUSES SHALL BE SIZED PER ACTUAL NAMEPLATE OF EQUIPMENT SERVED. FUSES SHALL BE DUAL-ELEMENT, CURRENT-LIMITING, AND SHALL BE INTERCHANGEABLE BETWEEN FRAME SIZES WITH STANDARD FACTORY FUSE REDUCERS. FUSES SHALL BE AS FOLLOWS UNLESS OTHERWISE INDICATED: • CIRCUITS 601 TO 6000 AMPERES SHALL BE PROTECTED BY CURRENT LIMITING BUSSMANN LOW-PEAK TIME-DELAY FUSES KRP-C - UL CLASS L. • CIRCUITS 0 TO 600 AMPERES SHALL BE PROTECTED BY CURRENT LIMITING BUSSMANN LOW-PEAK DUAL-ELEMENT FUSES LPN-RK (600 VOLTS) - UL CLASS RKI. • ALL DUAL-ELEMENT FUSES SHALL HAVE SEPARATE OVERLOAD AND SHORT-CIRCUIT ELEMENTS. • PROVIDE SPARE FUSE CABINET AFTER THE COMPLETION OF THE PROJECT WITH ONE SET OF SPARE FUSES FOR EVERY SIZE USED.
2.8	WIRING DEVICES WIRING DEVICES SHALL BE AS FOLLOWS: • RECEPTACLES - 120V, 20A, NEMA 5-20R, SPECIFICATION GRADE, SIDE AND BACK WIRED WITH CLAMP TYPE TERMINALS, NYLON, WHITE, 2 POLE, 3 WIRE GROUNDING. • SWITCHES - 120V/277V, 20A, WHITE, HEAVY DUTY, SILENT TYPE SPECIFICATIONS GRADE. • DEVICE PLATE SHALL BE NYLON, WHITE COLOR WITH MATCHING SCREWS. • RECEPTACLES IN WET LOCATIONS SHALL BE INSTALLED WITH A HINGED OUTLET COVER/ENCLOSURE CLEARLY MARKED SUITABLE FOR WET LOCATIONS WHILE IN USE AND UL LISTED EQUAL TO TAY MAC SPECIFICATIONS GRADE.
	PART 3 - EXECUTION
3.1	VISIT TO SITE VISIT SITE, AND SURVEY EXISTING CONDITIONS AFFECTING WORK PRIOR TO BID. INCLUDE NECESSARY MATERIALS AND LABOR TO ACCOMPLISH THE ELECTRICAL WORK, INCLUDING RELOCATION OF EXISTING SERVICES AND UTILITIES ON BUILDING SITE IN BID. NO CONSIDERATION SHALL BE GIVEN TO FUTURE CLAIMS DUE TO EXISTING CONDITIONS, ANY DISCREPANCIES OR INTERFERENCES SHALL BE REPORTED IMMEDIATELY TO THE ENGINEER.
3.2	WORKMANSHIP • ALL WORK PERFORMED SHALL BE FIRST CLASS WORK IN EVERY ASPECT. THE WORK SHALL BE PERFORMED BY MECHANICS SKILLED IN THEIR RESPECTIVE TRADES, WHO SHALL AT ALL TIMES BE UNDER THE SUPERVISION OF COMPETENT PERSONS. ALL WORK SHALL BE INSTALLED TO COMPLY WITH NECA'S "STANDARD OF INSTALLATION." • IN ADDITION TO THE MATERIALS SPECIFIED ELSEWHERE, FURNISH AND INSTALL ALL OTHER MISCELLANEOUS ITEMS NECESSARY FOR THE COMPLETION OF THE WORK TO THE EXTENT THAT ALL SYSTEMS ARE COMPLETE AND OPERATIVE. • ALL WORK UNDER THIS SECTION SHALL BE PERFORMED IN COOPERATION WITH THE WORK PERFORMED UNDER ALL OTHER SECTIONS OF THE SPECIFICATIONS FOR THE PROJECT IN ORDER TO AVOID INTERFERENCE WITH OTHER WORK AND TO SECURE THE PROPER INSTALLATION OF ALL WORK. REFER THE DRAWINGS AND SPECIFICATIONS COVERING THE WORK TO BE PERFORMED UNDER ALL SECTIONS, SO THAT THE RELATION AND EXTENT OF THE WORK OF THIS SECTION WITH RESPECT TO THE WORK OF ALL OTHER SECTIONS IS UNDERSTOOD. GIVE RIGHT OF WAY TO RACEWAYS AND PIPING SYSTEMS INSTALLED AT A REQUIRED SLOPE. • CONDUIT SYSTEMS MUST BE COMPLETE PRIOR TO INSTALLATION OF WIRING.
3.3	CHANGE ORDERS • ADDITIONAL WORK MAY BE REQUIRED ON THE PROJECT WHICH IS OUTSIDE THE SCOPE OF THE CONTRACT. SUCH ADDITIONAL WORK WILL BE DESCRIBED IN SUPPLEMENTAL INSTRUCTIONS AND/OR CLARIFICATIONS, TO BE ESTIMATED AND PRICED BY THE CONTRACTOR, AND ACCEPTED BY THE OWNER, PRIOR TO COMMENCING WORK. PROPOSALS SHALL INCLUDE A LIST OF QUANTITIES OF ALL MATERIAL BEING USED WITH UNIT COSTS BROKEN DOWN INTO MATERIAL AND LABOR COSTS PER UNIT. CONTRACTOR SHALL PROVIDE ACTUAL EQUIPMENT QUOTES WHEN REQUESTED BY ENGINEER. • MATERIAL COSTS AND LABOR UNITS SHALL NOT EXCEED THE LATEST EDITION OF RS MEANS ELECTRICAL COST DATA.
3.4	GUARANTEE • SUBMITTHE OWNER A WRITTEN GUARANTEE, STATING THAT IF THE WORKMANSHIP AND/OR MATERIAL EXECUTED UNDER THIS DIVISION IS PROVEN DEFECTIVE WITHIN (1) YEAR AFTER THE FINAL ACCEPTANCE BY THE OWNER, SUCH DEFECTS AND OTHER WORK DAMAGED WILL BE REPAIRED AND/OR REPLACED. SUBMIT WITH OPERATION AND MAINTENANCE MANUALS. • OBTAIN FROM THE VARIOUS MANUFACTURERS OR VENDORS GUARANTEES OR WARRANTIES FOR THEIR PARTICULAR EQUIPMENT OR COMPONENTS, AND DELIVER THEM TO THE OWNER. ALL GUARANTEES AND WARRANTIES PROVIDED SHALL BE REFERENCED TO THIS PROJECT. • IN EVENT THAT SYSTEMS ARE PLACED IN OPERATION IN SEVERAL PHASES AT THE OWNER'S REQUEST, GUARANTEE WILL BEGIN ON DATE EACH SYSTEM OR ITEM OF EQUIPMENT IS ACCEPTED FOR SERVICE BY THE OWNER. PROVIDE O&M MANUALS FOR ALL EQUIPMENT WHEN EQUIPMENT IS ACCEPTED FOR SERVICE BY THE OWNER. • ALL GUARANTEES AND WARRANTIES SHALL INCLUDE LABOR AND MATERIAL AT THE SITE OF INSTALLATION FOR THE DURATION OF THE GUARANTEE PERIOD.
3.5	OBSERVATIONS OF WORK AND DEMONSTRATION OF OPERATION (ACCEPTANCE) • AT ALL OBSERVATIONS OF WORK, OPEN PANEL COVERS, JUNCTION BOX COVERS, PULL BOX COVERS, DEVICE COVERS, AND OTHER EQUIPMENT WITH REMOVABLE PLATES FOR OBSERVATION BY AHJ OR ENGINEER. PROVIDE SUFFICIENT PERSONNEL TO EXPEDITE COVER REMOVAL AND REPLACEMENT. • CONTRACTOR TO DEMONSTRATE OPERATION OF NEW EQUIPMENT AND/OR SYSTEMS TO SATISFACTION OF OWNER/ENGINEER. CONTRACTOR TO HAVE MANUFACTURER AVAILABLE FOR DEMONSTRATION OF EQUIPMENT AND/OR SYSTEMS WHEN REQUESTED BY OWNER/ENGINEER. FURNISH AFFIDAVIT SIGNED BY OWNER'S REPRESENTATIVE INDICATING THAT DEMONSTRATION OF OPERATION HAS BEEN PERFORMED.
3.6	COOPERATION • CONTRACTOR SHALL 1" COORDINATE WORK WITH OTHER CONTRACTORS AND SUBCONTRACTORS. REFER CONFLICTS BETWEEN TRADES TO ENGINEER. PROVIDE NECESSARY INFORMATION TO OTHER TRADES FOR SUCH COORDINATION. SUCH INFORMATION SHALL INCLUDE SHOP DRAWINGS, PRODUCT DATA AND ALL OTHER REQUIRED DATA. PROVIDE A SYSTEM INSTRUCTION/COORDINATION DRAWING SHOWING ELECTRICAL, HVAC, PLUMBING AND ARCHITECTURAL FOR INSTALLATION IN CONGESTED AREAS, WHEN REQUESTED. • WHENEVER SUCH INFORMATION IS NOT PROVIDED IN A TIMELY MANNER OR WHENEVER SUCH INFORMATION IS INCORRECT, THIS CONTRACTOR SHALL BEAR ALL COSTS FOR PROVIDING OR CORRECTING THE CORRECT WORK OF RELATED TRADES WITH NO CHANGE TO THE CONTRACT PRICE OR CONSTRUCTION SCHEDULE. • WORK TO BE INSTALLED AS PROGRESS OF PROJECT WILL ALLOW. SCHEDULE OF WORK DETERMINED BY GENERAL CONTRACTOR, OWNER, AND/OR ARCHITECT/ENGINEER.
3.7	COORDINATION WITH UTILITY SERVICES • DRAWINGS INDICATE PROPOSED SERVICE LAYOUTS. THE CONTRACTOR SHALL PROVIDE ALL CONCRETE STRUCTURES, PULLBOXES, VAULTS, TRENCHING, RACEWAYS, PROTECTIVE BOLLARDS, ETC., AS REQUIRED PER SCE STANDARDS (ELECTRICAL UTILITY), AT&T (TELEPHONE COMPANY), AND SPECIFICATIONS. • CONTRACTOR IS RESPONSIBLE FOR SUBMITTING PROJECT DRAWINGS, APPLICATION, AND EQUIPMENT SHOP DRAWINGS TO THE UTILITY. UTILITY FEES TO BE PAID BY PROJECT OWNER.
3.8	DELIVERY, STORAGE AND HANDLING • DELIVER EQUIPMENT AND MATERIALS TO JOB SITE IN ORIGINAL, UNOPENED, LABELED CONTAINER. PRODUCTS SHALL BE PROPERLY IDENTIFIED WITH NAMES, MODEL NUMBERS, TYPES, GRADES, COMPLIANCE LABELS AND OTHER INFORMATION NEEDED FOR IDENTIFICATION. STORE TO PREVENT DAMAGE AND INJURY. STORE MATERIALS TO PREVENT CORRODING. STORE FINISHED MATERIALS AND EQUIPMENT TO PREVENT STAINING AND DISCOLORING. STORE MATERIALS AFFECTED BY CONDENSATION IN WARM DRY AREAS. PROVIDE HEATERS. CONTRACTOR SHALL VERIFY THE AVAILABILITY OF ON SITE STORAGE SPACE. IF NO ON SITE STORAGE SPACE IS AVAILABLE THEN THE CONTRACTOR SHALL COVER THE COST FOR OFF SITE STORAGE. MATERIALS STORED AT THE PROJECT SITE THAT BECOMES SOILED WITH CONSTRUCTION DIRT, CONCRETE, OR MOISTURE SHALL BE REMOVED FROM THE SITE AND REPLACED WITH NEW. DO NOT INSTALL SOILED MATERIAL. • INSTALL EQUIPMENT PER MANUFACTURER'S RECOMMENDATIONS. CONFLICTS BETWEEN CONTRACT DOCUMENTS AND THESE RECOMMENDATIONS SHALL BE REFERRED TO ENGINEER FOR REMEDY. • ELECTRICAL OR ELECTRONIC EQUIPMENT THAT HAS BEEN DAMAGED, EXPOSED TO WEATHER OR IS, IN THE OPINION OF THE ENGINEER OR ARCHITECT, OTHERWISE UNSUITABLE BECAUSE OF IMPROPER FABRICATION, STORAGE OR INSTALLATION SHALL BE REMOVED AND REPLACED BY THIS CONTRACTOR AT HIS EXPENSE.
3.9	ANCHORS • PROVIDE ANCHORS FOR ALL EQUIPMENT, RACEWAYS, HANGERS, ETC. TO SAFELY SUPPORT WEIGHT OF ITEM INVOLVED PLUS 100% FOR DEAD LOADS. LIVE LOADS SHALL BE CONSIDERED IN ADDITION TO DEAD LOADS. • ANCHORS TO CONSIST OF EXPANSION TYPE DEVICES SIMILAR TO "REDHEAD" OR LEAD EXPANSION ANCHORS. PLASTIC ANCHORS ARE NOT ACCEPTABLE. • USE PRESET ANCHOR STEEL INSERTS IN CONCRETE SLABS. PROVIDE PRESET ANCHOR SIZE AND TYPE FOR ANTICIPATED OR SPECIFIED ROD/BOLT SIZE AND LIVE/DEAD LOAD.
3.10	HOUSEKEEPING PADS FURNISH 2500 # CONCRETE PADS, 4" HIGH (IN

LOAD CALCULATION: (N) SE (400A)

LOAD DESCRIPTION	LIGHTING	RECEPTS.	EQUIP.	MOTOR	KITCHEN	HEAT	TOTAL
(N) BOOSTER PUMP			14,440				14,440
(N) IRRIGATION CONTROLLER			228				228
(N) RECEPTS		360					360
(F) MUSCO LIGHTING	64,360						64,360
SPARE (25%)			19,847				
Total Connected Load:	64,360	360	34,515				99,235
Largest Motor:							
CEC Demand Factor	100%	100%, 1st 10KW 50% for rest	100%	100% + 25% of Largest Load	65%	100%	
CEC Code Reference	CEC 220.45	CEC 220.47		CEC 430.24	CEC 220.56	CEC 220.51	
Total Demand Load:	64,360	360	34,515				99,235
CEC Load:	99,235	at 208/120V		275.4 Amps			

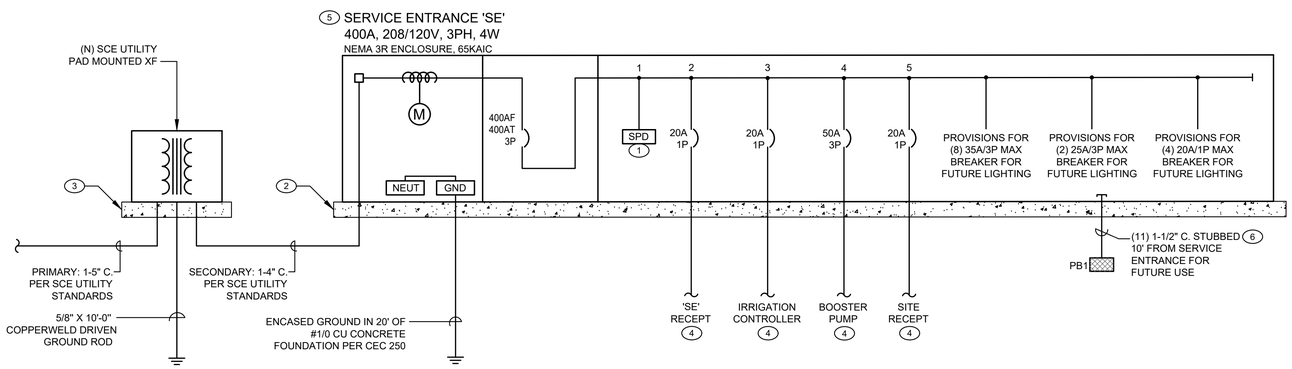

1 / E-3 NEW WORK ONELINE DIAGRAM

SCALE: NONE

GENERAL NOTES

1. (E) AND/OR HALFTONE LINES INDICATE EXISTING EQUIPMENT, (N) AND/OR SOLID LINES INDICATE NEW EQUIPMENT UNLESS NOTED OTHERWISE.
2. INSTALL SCE TRANSFORMER PAD, CONDUIT, ETC. PER UTILITY REQUIREMENTS. SEE SCE PLANS FOR ALL WORK REQUIRED. CONTRACTOR SHALL BE RESPONSIBLE FOR ALL WORK, INCLUDING THAT REQUIRED BY CONTRACTOR IN BID. COORDINATE WITH SCE.
3. PANELBOARD AND BREAKER INTERRUPTING CAPACITIES (AIC) SHALL BE FULLY RATED AS AN ASSEMBLY. SERIES RATING OF BREAKER DEVICES AND EQUIPMENT IS NOT PERMITTED.
4. ALL CONDUCTOR SIZES ARE BASED ON COPPER. ALUMINUM IS NOT PERMITTED.
5. ALL SWITCHBOARDS AND DISTRIBUTION BOARDS SHALL BE FULLY BUSSED.
6. ALL CONTRACTOR PROVIDED EQUIPMENT SHALL COMPLY WITH SCE SPECIFICATIONS AND REQUIREMENTS.
7. DO NOT SPLICE FEEDER CONDUCTORS UNLESS PRIOR APPROVAL HAS BEEN OBTAINED FROM THE ENGINEER.
8. ALL SWITCHBOARDS, DISTRIBUTION BOARDS, AND PANEL BOARDS SHALL HAVE REMAINDER OF SECTION BUSSED SPACE.
9. CONTRACTOR SHALL PREPARE THE SHORT CIRCUIT AND COORDINATION STUDY PRIOR TO ORDERING DISTRIBUTION EQUIPMENT TO VERIFY ALL EQUIPMENT RATINGS, BREAKER TYPES, AND SETTINGS REQUIRED. THE SCOPE OF THE STUDY MUST INCLUDE ALL UPSTREAM BRANCHES OF THE DISTRIBUTION SYSTEM BACK TO THE SERVICE ENTRANCE, EVEN IF NOT BEING MODIFIED BY THIS PROJECT. ANY CHANGES TO EQUIPMENT RATINGS OR BREAKER TYPES IN ORDER TO PROVIDE A CODE REQUIRED SELECTIVELY COORDINATED SYSTEM SHALL NOT RESULT IN ADDITIONAL COST TO THE OWNER.
10. CONTRACTOR SHALL PROVIDE ARC FLASH STUDY IN ACCORDANCE WITH NFPA 70E AND INSTALL LABELS FOR ALL EQUIPMENT PER CEC 110.6. THE SCOPE OF THE STUDY MUST INCLUDE ALL UPSTREAM BRANCHES OF THE DISTRIBUTION SYSTEM BACK TO THE SERVICE ENTRANCE, EVEN IF NOT BEING MODIFIED BY THIS PROJECT. PERFORM STUDY WITH AID OF COMPUTER SOFTWARE PROGRAM AND BY A CALIFORNIA LICENSED ELECTRICAL ENGINEER. OBTAIN ACTUAL FAULT DUTY AT SCE TRANSFORMERS.
11. CONTRACTOR SHALL PROVIDE ARC FLASH STUDY IN ACCORDANCE WITH NFPA 70E AND INSTALL LABELS FOR ALL EQUIPMENT PER CEC 110.6. PERFORM STUDY WITH AID OF COMPUTER SOFTWARE PROGRAM AND BY A CALIFORNIA LICENSED ELECTRICAL ENGINEER. OBTAIN ACTUAL FAULT DUTY AT SCE TRANSFORMERS.
12. CONTRACTOR SHALL PROVIDE FIELD MARKING AT EACH SERVICE ENTRANCE IN COMPLIANCE WITH CEC 110.16(B).
13. PROVIDE ENGRAVED NAMEPLATES SCREW ATTACHED ON ALL PANELS. MINIMUM SIZE 1 1/2"x3".

SHEET NOTES

1. INTERNALLY MOUNTED SPD WITH DISCONNECT. 240KA/PHASE WITH STATUS INDICATOR LIGHT ON EACH PHASE, AUDIBLE ALARM, TRANSIENT COUNTER AND PUSH TO TEST. FEEDER LENGTH SHALL BE LESS THAN 6' FROM THE BUS OR AS REQUIRED BY MANUFACTURER. PROVIDE DISCONNECTING MEANS PER MANUFACTURER.
2. CONTRACTOR SHALL PROVIDE 6" HIGH CONCRETE EQUIPMENT PAD. REFER TO CIVIL FOR PAD DESIGN.
3. PROVIDE PRECAST CONCRETE TRANSFORMER PAD IN ACCORDANCE WITH SCE UTILITY STANDARDS. CONFIRM PAD/SIZE REQUIREMENTS WITH SCE UTILITY.
4. SEE SITE PLAN FOR CONDUIT AND WIRING REQUIREMENTS.
5. PROVIDE EMPTY SECTIONS (WITH PREPARED SPACE) FOR ALL FUTURE CIRCUIT BREAKERS AS SHOWN. PROVIDE ADDITIONAL EMPTY SECTIONS FOR ALL FUTURE CONDUITS AS REQUIRED.
6. CAP BOTH ENDS, PROVIDE PULL STRING AND LABEL ALL CONDUITS.

PK Electrical, Inc.
ENGINEERING | DESIGN | CONSULTING
681 Sierra Rose Dr., Ste B | Reno, NV 89511 | 775.826.9010
4601 DTC Blvd., Ste 740 | Denver, CO 80237 | 720.481.3290
8112 Maryland Ave., Ste 400 | Clayton, MO
pkelectrical.com | PKW26006

FOR BIDDING PURPOSES ONLY

NO.	DESCRIPTION	DATE

DATE: JUNE 2026
SCALE: AS SHOWN
DRAWN BY: NBA
DESIGNED BY: NBA
CHECKED BY: JEG

REGISTERED PROFESSIONAL ENGINEER
JOSEPH E. GANSER
No. 19761
Exp. 12-31-27
ELECTRICAL
STATE OF CALIFORNIA
06/16/2026

WOOD RODGERS
BUILDING RELATIONSHIPS ONE PROJECT AT A TIME
Tel: 775.823.4068
Fax: 775.823.4069
1361 Corporate Blvd
Reno, NV 89502

CITY OF BISHOP

IMPROVEMENT PLANS FOR
BISHOP CITY PARK
FIELD 6 REHABILITATION

ONELINE DIAGRAM & LOAD CALCULATION

PROJECT NO. 8715.004

DRAWING E-3

210

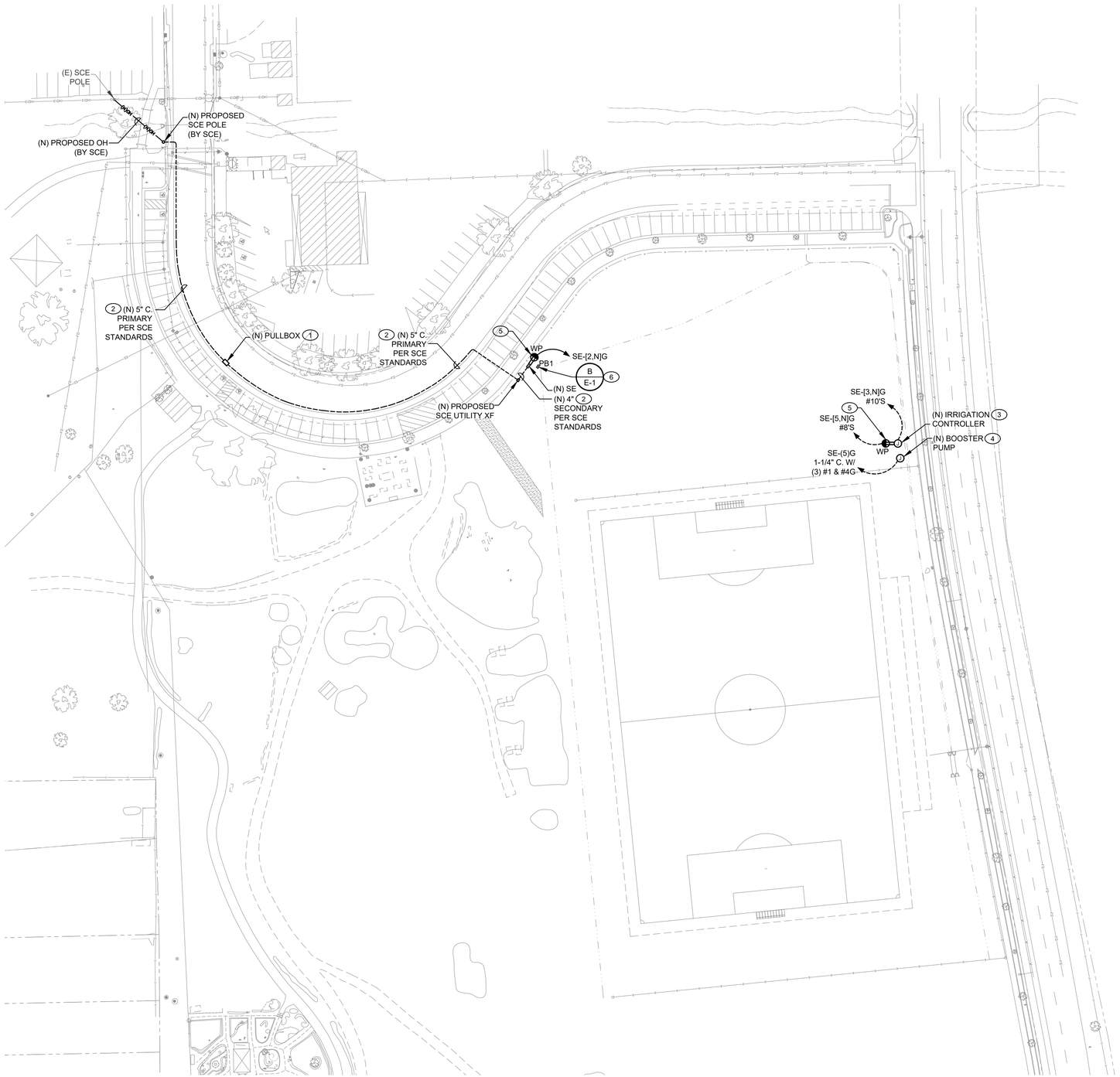

A
E-4
ELECTRICAL SITE PLAN
SCALE: 1" = 50'-0"

GENERAL NOTES

1. (E) AND/OR HALFTONE SOLID LINES INDICATE EXISTING EQUIPMENT TO REMAIN UNLESS NOTED OTHERWISE. (N) AND/OR HEAVY SOLID LINES INDICATE NEW EQUIPMENT UNLESS NOTED OTHERWISE.
2. SEE ONELINE DIAGRAM(S) FOR CONDUIT, WIRE SIZES AND EQUIPMENT REQUIREMENTS.
3. IT IS THE CONTRACTOR'S RESPONSIBILITY TO COORDINATE WITH APPLICABLE UTILITY COMPANY'S DRAWINGS AND REPRESENTATIVES FOR DETERMINING THE EXACT RESPONSIBILITY OF EACH PARTY.
4. IT IS THE CONTRACTOR'S RESPONSIBILITY TO CALL 811 FOR LOCATES PRIOR TO DIGGING. IT IS ALSO THE CONTRACTORS RESPONSIBILITY TO LOCATE ALL NON-UTILITY UNDERGROUND ITEMS.
5. THE MAXIMUM NUMBER OF CONDUIT BENDS SHOULD NOT BE GREATER THAN 270 DEGREES BETWEEN PULLING STRUCTURES. THIS INCLUDES THE AGGREGATE OF ALL HORIZONTAL AND VERTICAL CHANGES.
6. ALL CONDUIT, INNERDUCT, PULLBOXES AND VAULTS SHALL BE LABELED PER THE SPECIFICATIONS.
7. EACH CONDUIT AND INNERDUCT SHALL BE PROVIDED WITH A 1250 LBS PULL ROPE.
8. COORDINATE LOCATION OF ALL BELOW-GRADE CONDUITS, DUCT BANKS, ETC. WITH CIVIL ENGINEER AND OTHER TRADES PRIOR TO ROUGH-IN.
9. PROVIDE #10 CU CONDUCTORS IN 1" CONDUIT MINIMUM, UNLESS NOTED OTHERWISE, FOR ALL SITE LIGHTING AND SITE RECEPTACLE CIRCUITS.
10. REPAIR AND REPLACE ALL LANDSCAPING AND SITEWORK DISTURBED BY EXCAVATION INCLUDING BUT NOT LIMITED TO IRRIGATION LINES, LAWNS, PLANTING, CURBS, GUTTERS, PAVED AREAS, WALKWAYS, CONCRETE PATHS, GRASS/LANDSCAPING/SHRUBS ETC. NEW SOD TO BE PLACED ON ALL TRENCHES THOUGH GRASS. REPAIR ALL EXISTING IRRIGATION.
11. SEE SCE DRAWINGS FOR ALL WORK REQUIRED. CONTRACTOR SHALL BE RESPONSIBLE FOR INCLUDING ALL WORK REQUIRED IN BID. COORDINATE WITH SCE.

SHEET NOTES

1. PULLBOX 3' X 5' PRECAST CONCRETE. SEE UNDERGROUND STRUCTURES STANDARDS (UGS) HP 225. CONFIRM SIZE WITH SCE.
2. PROVIDE TRENCHING AND BACKFILL PER SCE REQUIREMENTS.
3. POWER FOR IRRIGATION CONTROLLER. COORDINATE EXACT LOCATION AND REQUIREMENTS WITH LANDSCAPE DRAWINGS PRIOR TO ROUGH IN.
4. POWER FOR BOOSTER PUMP. COORDINATE EXACT LOCATION AND REQUIREMENTS WITH LANDSCAPE DRAWINGS PRIOR TO ROUGH IN.
5. MOUNT TO UNISTUT STAND ADJACENT TO EQUIPMENT, 24" AFG. INSTALL WEATHERPROOF WHEN IN USE EXTRA DUTY LOCKABLE COVER.
6. INSTALL PULLBOX FOR FUTURE USE ADJACENT TO SERVICE ENTRANCE IN SOFTSCAPE. CONDUITS TO BE EXTENDED AS PART OF FUTURE PROJECT TO FIELD LIGHTING.

PK Electrical, Inc.
ENGINEERING | DESIGN | CONSULTING
681 Sierra Rose Dr., Ste B | Reno, NV 89511 | 775.826.9010
4601 DTC Blvd., Ste 740 | Denver, CO 80237 | 720.481.3290
8112 Maryland Ave., Ste 400 | Clayton, MO
pkelectrical.com | PKR26006

FOR BIDDING PURPOSES ONLY

NO.	DESCRIPTION	DATE

DATE: JUNE 2026
SCALE: AS SHOWN
DRAWN BY: NBA
DESIGNED BY: NBA
CHECKED BY: JEG

REGISTERED PROFESSIONAL ENGINEER
JOSEPH E. GANSER
No. 19781
Exp. 12-31-27
ELECTRICAL
STATE OF CALIFORNIA
06/16/2026

WOOD RODGERS
BUILDING RELATIONSHIPS ONE PROJECT AT A TIME
Tel 775.823.4068
Fax 775.823.4066
1361 Corporate Blvd
Reno, NV 89502

CITY OF BISHOP
Inyo County
Est. 1903

IMPROVEMENT PLANS FOR
BISHOP CITY PARK
FIELD 6 REHABILITATION

ELECTRICAL SITE PLAN

PROJECT NO.
8715.004

DRAWING
E-4

211

I. BID ITEM CLARIFICATIONS

GENERAL INFORMATION

Unless indicated otherwise within the specific bid item as described in this section, the Engineer's estimated quantity, as contained in the bid schedule, shall be the final pay quantity.

The Engineer's estimated quantity, as contained in the bid schedule, is based on the details and dimensions shown on the plans and no guarantee is made that the quantity, which can be determined by computations, will equal the estimated quantity. No allowance will be made in the event that the quantity based on computations does not equal the estimated quantity.

In case of discrepancy between the quantity contained in the bid schedule and the quantity or summation of quantities for the same item shown on the plans, payment will be based on the quantity contained in the bid schedule.

If the quantity of a particular item of work is intentionally increased or decreased during construction, the final pay quantity of that item will be adjusted to reflect the change.

For bid items which are paid based on field measurement to the nearest tenth of a foot, the Design Engineer's representative and the Contractor shall agree upon the quantity daily at which time it shall be recorded and initialed by both the Contractor and the Design Engineer's representative in the Design Engineer's representatives' field report.

There shall be no additional payment for changes in the traffic control plan required as a result of changes in the Contractor's work method or schedule.

1. MOBILIZATION, TRAFFIC CONTROL & BEST MANAGEMENT PRACTICES

The unit price for this item shall include all labor, equipment, materials, and all incidentals necessary to mobilize, demobilize, provide traffic control and implement best management practices, in order to perform the work included in the Contract Documents.

Mobilization: This work shall consist of preparatory work and operation, including but not limited to: those tasks necessary for the movement of personnel, equipment, supplies, and incidentals to and from the site; for the establishment of offices, buildings and other facilities necessary for work on the project; for premiums on bonds and insurance for the project; and for all other work and operations which must be performed or costs incurred before beginning production work on the various contract items.

Demobilization: At the end of the job shall include the removal of all construction equipment, restoration of the site, and removal of all miscellaneous construction debris.

Provide Traffic Control: Work shall include, but not be limited to preparation and distribution of plans, notices and reports, in addition to the setup, removal and maintenance of all barricades, signs, channelizing devices, barrels, cones, flag persons, detours, pilot cars, arrow boards, message boards, temporary striping, temporary paving, temporary aggregate base, temporary plant-mix bituminous ramps, and incidentals necessary to provide all traffic control throughout the duration of the project. There shall be no additional payment for changes in the traffic control plan required as a result of changes in the Contractor's work method or schedule.

Best Management Practices: Work shall include but not be limited to preparation of a Storm Water Pollution Prevention Plan (SWPPP) in conformance with Federal, State, and Local requirements. The SWPPP shall be submitted to the City and Engineer for approval seven days prior to the start of construction. Additionally, work shall include preparation and implementation of erosion control procedures outlined by the approved SWPPP.

Payment for this work shall be made at the applicable unit price bid per Lump Sum (LS) which shall be deemed full compensation for all labor, materials, equipment, and incidentals necessary to complete the work as specified. Payment associated with this item of work may be prorated based upon the percentage of work completed.

2. CLEAR AND GRUB

The unit price bid for clearing and grubbing shall include all labor, equipment, materials and all incidentals necessary to prepare the site for construction. Work shall include but not be limited to removal of all surface vegetation, brush, stumps, roots, organic matter, and debris, offsite disposal of materials, backfill to future landscaping subgrade, preparation and compaction of subgrade and incidentals as necessary to accommodate the lines and grades shown on the plans.

CLEAR AND GRUB shall be measured per Square Yard (SY) based on field measurement. The final pay quantity shall be by plan quantity unless changes in removal area are made at the City's direction during construction.

3. REMOVE TREE

The unit price bid for this item shall include all labor, equipment, materials, and all incidentals necessary to remove trees at the locations indicated on the Plans. Work shall include, but not be limited to, sawcutting as necessary, excavation, removal of the entire tree including trunk and major roots, stump grinding or full removal of stumps, offsite disposal of all green waste and debris, backfill with suitable material, compaction, and restoration of surface conditions to match existing.

REMOVE TREE shall be measured per Each (EA). The final pay quantity shall be by field measurement.

4. REMOVE AND SALVAGE EXISTING SURFACE AMENITIES

The unit price bid for this item shall include all labor, equipment, materials, and all incidentals necessary to remove surface amenities at the locations indicated on the Plans. Work shall include, but not be limited to, removing soccer goals and nets, and park benches. Work shall also include salvaging all items removed and delivering them to a location approved by the City.

REMOVE AND SALVAGE EXISTING SURFACE AMENITIES shall be made at the applicable unit price bid per lump sum which shall be deemed full compensation for all labor, materials, equipment, and incidentals necessary to complete the work as specified.

5. REMOVE STAKED FENCE
6. REMOVE CHAINLINK FENCE

Payment shall be made at the unit price bid for this item which shall be deemed full compensation for all labor, equipment, materials and all incidentals necessary to remove fences at the locations indicated on the Plans. Work shall include, but not be limited to the removal of fences, and offsite disposal of materials.

REMOVE STAKED FENCE and REMOVE CHAINLINK FENCE shall be measured per Linear Foot (LF). The final pay quantity shall be by plan quantity unless changes in removal area are made at the City's direction during construction.

7. REMOVE 12" STORM DRAIN PIPE

The unit price bid for this item shall include all labor, equipment, materials and all incidentals necessary to remove and dispose of existing storm drain pipes at the locations indicated on the plans. Work shall include, but not be limited to sawcutting, curb / gutter / pavement removal, excavation, off site disposal, dewatering, pipe removal, backfill and incidentals necessary for a complete removal.

REMOVE 12" STORM DRAIN PIPE shall be measured per Linear Foot (LF) to the nearest foot. The final pay quantity shall be by plan quantity.

8. REMOVE AND REPLACE PCC CURB AND GUTTER

Payment shall be made at the unit price bid for these items which shall be deemed full compensation for all labor, equipment, materials and all incidentals necessary to remove all types of PCC curb and gutter and construct new curb and gutter at the locations indicated on the plans. Work shall include, but not be limited to, the removal of curb and gutter and existing materials, including tree roots, and sawcutting to reach the required subgrade depth, regardless of thickness and supply and installation of new aggregate base material with a compacted thickness of 6-inches, concrete materials, and incidentals necessary for a complete installation in the areas indicated on the plans.

REMOVE AND REPLACE PCC CURB AND GUTTER shall be measured per Linear Foot (LF). The final pay quantity shall be by field measurement.

9. REMOVE AND REPLACE PCC SIDEWALK

Payment shall be made at the unit price bid for these items which shall be deemed full compensation for all labor, equipment, materials and all incidentals necessary to remove all types of PCC sidewalk and construct new sidewalk at the locations indicated on the plans. Work shall include, but not be limited to, the removal of sidewalk and existing materials, including tree roots, and sawcutting to reach the required subgrade depth, regardless of thickness and supply and installation of new aggregate base material with a compacted thickness of 4-inches, concrete materials, and incidentals necessary for a complete installation in the areas indicated on the plans.

REMOVE AND REPLACE PCC SIDEWALK shall be measured per Square Foot (SF). The final pay quantity shall be by field measurement.

10. EARTHWORK (CUT TO FILL)

The unit price bid for EARTHWORK (CUT TO FILL) shall include all labor, equipment, materials and all incidentals necessary to accommodate the new finish grade. Work shall include, but not be limited to excavation and replacement of all material, regardless of its nature, import of material, hauling, disposal, regrading, backfill to landscaping subgrade, soil amendments, preparation and compaction of subgrade and incidentals as necessary to accommodate the lines and grades shown on the plans.

EARTHWORK (CUT TO FILL) shall be measured per Cubic Yard (CY). The final pay quantity shall be based on plan quantity.

11. PLACE TOPSOIL

The unit price bid for PLACE TOPSOIL shall include all labor, equipment, materials and all incidentals necessary to place topsoil in the locations as shown on the plans. Work shall include, but not be limited to sourcing and importing of topsoil material, hauling, disposal, regrading, soil amendments, compaction and incidentals as necessary to accommodate the lines and grades shown on the plans.

PLACE TOPSOIL shall be measured per Cubic Yard (CY). The final pay quantity shall be based on plan quantity.

12. CONSTRUCT PERMANENT BITUMINOUS PAVEMENT PATCH

The unit price bid for this item shall include all labor, equipment, materials, and all incidentals necessary to construct permanent pavement patches in areas designated by the Engineer. Work shall include, but not be limited to, sawcutting, removal of existing

composite materials to subgrade, preparation and compaction of subgrade, supply and installation of aggregate base, tack coats, asphalt mix placement, compaction, and all incidentals necessary to provide a permanent pavement patch matching the existing finish grade and cross section.

Contractor, Engineer, and the RTC shall walk the limits of the permanent bituminous pavement patching identified on the plans and identify final locations for placement. Additional locations not currently shown on the plans may be identified for permanent bituminous pavement patching. CONSTRUCT PERMANENT BITUMINOUS PAVEMENT PATCH shall be measured per Square Yard (SF). The final pay quantity shall be by field measurement.

13. INSTALL 12" CMP

The unit price bid for this item shall include all labor, equipment, materials and all incidentals necessary to install 12" CMP at the locations and of the size, type and classification indicated within the plans and specifications. Work shall include, but not be limited to sawcutting, excavation, shoring, offsite disposal of materials, dewatering, perpetuation of drainage, connection to storm drain system, pipe placement, appurtenances, bedding, backfill, landscape material replacement, and incidentals necessary for a complete installation.

INSTALL 12" CMP shall be measured per Linear Foot (LF) to the nearest foot. The final pay quantity shall be by field measurement.

14. INSTALL 12" CMP FLARED END SECTION

The unit price for this item shall include all labor, equipment, materials and all incidentals necessary to install 12"CMP Flared End Section at the locations indicated on the Plans. Work shall include, but not be limited to protection of storm drain systems, excavation, dewatering, connection to new or existing storm drain system, backfill, and incidentals necessary for a complete installation.

INSTALL 12" CMP FLARED END SECTION shall be measured as Each (EA). The final pay quantity shall be measured by field count.

15. INSTALL TEMPORARY STAKED FENCE
16. CONSTRUCT 4' CHAINLINK FENCE
17. CONSTRUCT 6' CHAINLINK FENCE

The unit price for this bid item shall include all labor, equipment, materials and all incidentals necessary to construct new fence of the type and in the location indicated on the Plans. Work shall include, but not be limited to locating, referencing, installing posts and foundations, fencing, and incidentals necessary for a complete installation.

INSTALL TEMPORARY STAKED FENCE, CONSTRUCT 4' CHAINLINK FENCE and CONSTRUCT 6' CHAINLINK FENCE shall be measured per Lineal Foot (LF). The final pay quantity shall be by field measurement.

18. CONSTRUCT 4' ROLLING GATE

The unit price for this bid item shall include all labor, equipment, materials and all incidentals necessary to construct new rolling chain link fence gates of the type and in the location indicated on the Plans. Work shall include, but not be limited to locating, referencing, installing posts and foundations, fencing, and incidentals necessary for a complete installation.

CONSTRUCT 4' ROLLING GATE shall be measured per Each (EA). The final pay quantity shall be by field measurement.

19. CONSTRUCT DECOMPOSED GRANITE PATH

The unit price for this bid item shall include all labor, equipment, materials and all incidentals necessary to construct a new decomposed granite path at the location indicated on the Plans. Work shall include, but not be limited to, the removal of existing materials, including tree roots, as required to reach subgrade depth, regardless of thickness and supply and installation of new decomposed granite material with a compacted thickness of 4-inches, and incidentals necessary for a complete installation in the areas indicated on the plans.

CONSTRUCT DECOMPOSED GRANITE PATH shall be measured per Square Foot (SF). The final pay quantity shall be by field measurement.

20. INSTALL 3" DOMESTIC WATER METER

The unit price for this item shall include all labor, equipment, materials and all incidentals necessary to install DOMESTIUC WATER METER at the locations indicated on the Plans. Work shall include but not be limited to installation of booster pump, wiring, enclosure, concrete pad, and incidentals necessary for a complete installation.

INSTALL DOMESTIC WATER METER shall be measured as Each (EA). The final pay quantity shall be measured by field count.

21. INSTALL 3" RP BACKFLOW PREVENTER WITH ENCLOSURE

The unit price for this item shall include all labor, equipment, materials and all incidentals necessary to install 3" RP BACKFLOW PREVENTER WITH ENCLOSURE at the locations indicated on the Plans. Work shall include but not be limited to installation of booster pump, wiring, enclosure, concrete pad, and incidentals necessary for a complete installation.

INSTALL 3" RP BACKFLOW PREVENTER WITH ENCLOSURE shall be measured as Each (EA). The final pay quantity shall be measured by field count.

22. INSTALL OVERHEAD IRRIGATION

The unit price bid for this item shall include all labor, equipment, materials and all incidentals necessary to install OVERHEAD IRRIGATION at the locations and of the size, type and classification indicated within the plans and specifications. Work shall include but not be limited to placement and layout of sprinkler head, lateral line, and tracer wire necessary for a complete installation.

OVERHEAD IRRIGATION shall be measured per Square Foot (SF) to the nearest foot. The final pay quantity shall be by field measurement.

23. REMOVE EXISTING IRRIGATION

The unit price bid for this item shall include all labor, equipment, materials, and all incidentals necessary to REMOVE EXSTING IRRIGATION at the locations indicated on the Plans. Work shall include, but not be limited to, removing sprinkler head, lateral pipe, valves, valve boxes, and control wires. Work shall also include complete removal and/or salvaging all necessary items identified by the City and delivering them to a location approved by the City.

REMOVE EXISTING IRRIGATION shall be made at the applicable unit price bid per lump sum which shall be deemed full compensation for all labor, materials, equipment, and incidentals necessary to complete the work as specified.

24. INSTALL IRRIGATION CONTROLLER WITH SENSORS

The unit price for this item shall include all labor, equipment, materials and all incidentals necessary to install IRRIGATION CONTROLLER WITH SENSORS at the locations indicated on the Plans. Work shall include but not be limited to installation of irrigation controller, wiring, pedestal enclosure, concrete pad, and incidentals necessary for a complete installation.

INSTALL IRRIGATION CONTROLLER WITH SESNORS shall be measured as Each (EA). The final pay quantity shall be measured by field count.

25. INSTALL BOOSTER PUMP

The unit price for this item shall include all labor, equipment, materials and all incidentals necessary to install BOOSTER PUMP at the locations indicated on the Plans. Work shall include but not be limited to installation of booster pump, wiring, enclosure, concrete pad, and incidentals necessary for a complete installation.

INSTALL BOOSTER PUMP shall be measured as Each (EA). The final pay quantity shall be measured by field count.

26. INSTALL CLASS 315 PVC MAINLINE

The unit price for this item shall include all labor, equipment, materials and all incidentals necessary to install CLASS 315 PVC MAINLINE, tracer wire, caps, and drain valves at the locations indicated on the Plans. Work shall include but not be limited to installation of pipe, wiring, trenching, backfilling, and incidentals necessary for a complete installation.

INSTALL CLASS 315 PVC MAINLINE shall be measured as Linear Foot (LF). The final pay quantity shall be measured by field count.

27. INSTALL FLOW SENSOR

The unit price for this item shall include all labor, equipment, materials and all incidentals necessary to install FLOW SENSOR at the locations indicated on the Plans. Work shall include but not be limited to installation of irrigation flow sensor, wiring, valve box, and incidentals necessary for a complete installation.

INSTALL FLOW SENSOR shall be measured as Each (EA). The final pay quantity shall be measured by field count.

28. INSTALL MASTER VALVE

The unit price for this item shall include all labor, equipment, materials and all incidentals necessary to install MASTER VALVE at the locations indicated on the Plans. Work shall include but not be limited to installation of irrigation master valve, wiring, valve box, and incidentals necessary for a complete installation.

INSTALL MASTER VALVE shall be measured as Each (EA). The final pay quantity shall be measured by field count.

29. INSTALL 1" QUICK COUPLERS W/ VALVE BOX

The unit price for this item shall include all labor, equipment, materials and all incidentals necessary to install 1" QUICK COUPLERS W/ VALVE BOX at the locations indicated on the Plans. Work shall include but not be limited to installation of irrigation quick coupler valve, valve box, and incidentals necessary for a complete installation.

INSTALL 1" QUICK COUPLERS W/ VALVE BOX shall be measured as Each (EA). The final pay quantity shall be measured by field count.

30. INSTALL GATE VALVES W/ VALVE BOX

The unit price for this item shall include all labor, equipment, materials and all incidentals necessary to install GATE VALVES W/ VALVE BOX at the locations indicated on the Plans. Work shall include, but not be limited to installation of irrigation valve, valve box, and incidentals necessary for a complete installation.

INSTALL GATE VALVES W/ VALVE BOX shall be measured as Each (EA). The final pay quantity shall be measured by field count.

31. INSTALL ELECTRIC REMOTE CONTROL VALVES W/ VALVE BOX

The unit price for this item shall include all labor, equipment, materials and all incidentals necessary to install ELECTRIC REMOTE CONTROL VALVES W/ VALVE BOX at the locations indicated on the Plans. Work shall include, but not be limited to installation of irrigation valve, wiring, valve box, and incidentals necessary for a complete installation.

INSTALL ELECTRIC REMOTE CONTROL VALVES W/ VALVE BOX shall be measured as Each (EA). The final pay quantity shall be measured by field count.

32. INSTALL NON-IRRIGATED HYRDOSEED

The unit price for this item shall include all labor, equipment, materials and all incidentals necessary to install NON-IRRIGATED HYDROSEED at the locations indicated on the Plans. Work shall include but not be limited to installation of hydroseed mix and incidentals necessary for a complete installation.

INSTALL NON-IRRIGATED HYDROSEED shall be measured as Square Foot (SF). The final pay quantity shall be measured by field count.

33. INSTALL REDWOOD HEADERBOARD

The unit price for this item shall include all labor, equipment, materials and all incidentals necessary to install REDWOOD HEADERBOARD at the locations indicated on the Plans. Work shall include, but not be limited to installation of redwood headerboard, stakes, and incidentals necessary for a complete installation.

INSTALL REDWOOD HEADERBOARD shall be measured as Linear Foot (LF). The final pay quantity shall be measured by field count.

34. INSTALL TURF SOD

The unit price for this item shall include all labor, equipment, materials and all incidentals necessary to install TURF SOD at the locations indicated on the Plans. Work shall include but not be limited to installation of turf sod and incidentals necessary for a complete

installation.

INSTALL TURF SOD shall be measured as Square Foot (SF). The final pay quantity shall be measured by field count.

35. PROVIDE 120 DAY LANDSCAPE MAINTENANCE PERIOD

The unit price for this item shall include all labor, equipment, materials and all incidentals necessary to provide 120 DAY LANDSCAPE MAINTENANCE PERIOD at the locations indicated on the Plans. Work shall include but not be limited to This item shall consist of Establishment Period for the improvements above noted turf sod and hydroseed material installed in this Contract as shown on the Plans in conformance with these Special Provisions.

1. Start of Establishment Period shall conform to Section 20 of the State Standard Specifications.
2. Watering shall conform to Section 20 of the State Standard Specifications and these Special Provisions.
3. Plant Replacement shall conform to Section 20 of the State Standard Specifications.
4. Plant Establishment Period or Landscape Maintenance Period shall conform to Section 20 of the State Standard Specifications and be amended as follows: The Landscape Maintenance Period shall be one hundred twenty (120) calendar days and shall begin on the date of the Start of the Maintenance Period. Plant Establishment and Landscape Maintenance shall continue until final acceptance of the work.
5. Pre-Final Inspection shall conform to Section 20 of the State Standard Specifications and be amended as follows: Seven (7) weeks after the Start of Maintenance Period, the Engineer and/or the Landscape Architect shall conduct a pre-final inspection. At the pre-final inspection, or at any time thereafter, should the Engineer determine that the project meets the requirements of the final acceptance of the work, he may issue final acceptance of the project to the Contractor.
6. Final inspection shall conform to Section 20 of the State Standard Specifications. At the time of final acceptance of the work, any square yard of the shrub and groundcover planted areas shall be ninety percent (90%) weed free, as determined by the Engineer.

PROVIDE 120 DAY LANDSCAPE MAINTENANCE PERIOD shall be measured as Lump Sum (LS). The final pay quantity shall be measured by field count.

36. PLACE SOCCER FIELD MARKINGS

The unit price bid for this item shall include all labor, equipment, materials and all incidentals necessary to install striping and markings at the locations and of the size and

type indicated within the plans and specifications. Work shall include, but not be limited to surface preparation, priming, application, surveying layout, and incidentals necessary for a complete installation.

Payment for this work shall be made at the applicable unit price bid per Lump Sum (LS) which shall be deemed full compensation for all labor, materials, equipment, and incidentals necessary to complete the work as specified.

37. INSTALL SOCCER GOAL & NETTING

The unit price for this bid item shall include all labor, equipment, materials and all incidentals necessary to install new soccer goals and netting of the type and in the location indicated on the Plans. Work shall include, but not be limited to locating, referencing, placing materials, and incidentals necessary for a complete installation.

INSTALL SOCCER GOAL & NETTING shall be measured per Each (EA). The final pay quantity shall be by field measurement.

38. ELECTRICAL TRENCH AND BACKFILL

The unit price bid for these items shall include, but not be limited to, sawcutting, trenching, excavation, shoring, offsite disposal of materials, dewatering, bedding, backfill material, placement and compaction to subgrade, and all incidentals necessary for a complete installation. Trench widths, depths, backfill material, and compaction requirements shall conform to the owning agency's standards. Surface restoration shall be accounted for under Bid Item 13.

Payment for ELECTRICAL TRENCH AND BACKFILL shall be made at the applicable unit price bid per linear foot (LF) of conduit, which shall be deemed full compensation for all labor, materials, equipment, and incidentals necessary to complete the work as specified. The final pay quantity shall be by plan quantity.

39. CONSTRUCT ELECTRICAL IMPROVEMENTS

The unit price bid for this item shall include all labor, equipment, materials, and all incidentals necessary to install conduits, conductors, and pull boxes, of the size, schedule and material indicated on the plans, in the trench constructed with Bid Item 38 ELECTRICAL TRENCH AND BACKFILL. Multiple conduits may be installed at some locations. Refer to the plans for the number of conduits, conductors and pull boxes at each location. Work shall include, but not be limited to, furnishing and installation of conduits, conductors and pull boxes, and all incidentals necessary for a complete installation. Furnishing and installing conduit sweeps and risers are considered incidentals.

Payment for this work shall be made at the applicable unit price bid per Lump Sum (LS) which shall be deemed full compensation for all labor, materials, equipment, and

incidentals necessary to complete the work as specified. Payment associated with this item of work may be prorated based upon the percentage of work completed.

40. CONSTRUCTION CONTINGENCY

The lump sum unit price bid amount set forth in the bid schedule shall be the same for all bidders and shall be included by every Bidder. This bid amount establishes a maximum allowance for unforeseen work and shall cover furnishing of materials, equipment, and labor and all incidentals for additional work not reasonably included in the plans and specifications that may be directed by the City of Bishop.

This bid item has been established to compensate for any costs resulting from unforeseen interferences, changes to the work, or other items in connection with constructing the improvements that require work or material by the Contractor in beyond those items included in the Contract. Work performed under this item shall be performed only when directed in writing by the Engineer.

There is no direct payment for this item. Payment shall be made only for additional authorized work performed. Depending upon the amount of additional work authorized and completed, the amount bid may be used entirely, partially, or not at all. Upon exhaustion of the contingency amount, any additional work shall require a Contract Change Order by the City.

I. TECHNICAL SPECIFICATIONS

SECTION 1 EARTHWORK

SECTION 1.01 EARTHWORK – GENERAL

1.01A GENERAL

Earthwork shall consist of performing operations necessary to complete all excavation, preparation of subgrade, ditching, structural excavation, trenching, backfill compacting, sloping, trimming the subgrade, and finish grading. These specifications designate the requirements for earthwork in connection with any construction required and approved by the City.

Earthwork shall also include all clearing and grubbing, removal and disposal of composite surface, removal of water, excavation of all classes of earth and rock regardless of character and subsurface conditions and disposal of all excess excavation.

1.01B EARTHWORK IN STATE AND COUNTY RIGHTS-OF-WAY

Earthwork within the rights-of-way of the State of California, Department of Transportation and the County Road Department shall be done in accordance with requirements and provisions of the permits issued by those agencies for the construction within their respective rights-of-way. Such requirements and provisions, where applicable, shall take precedence and supersede the provisions of the specifications contained herein if more restrictive.

1.01C SAFETY PRECAUTIONS

All excavations shall be performed, protected and supported as required for safety and in the manner set forth in the operating rules, orders and regulations prescribed by the Division of Industrial Safety of the State of California. Barriers shall be placed at each end of all excavations and at such places as may be necessary along excavations to warn all pedestrian and vehicular traffic of such excavations.

1.01D BRACING EXCAVATIONS

All excavations shall be properly supported in the manner prescribed by the rules, orders and regulations of the Division of Industrial Safety of the State of California. Excavations shall be so braced, sheeted and supported that they will be safe and the ground alongside the excavation will not slide or settle, and all existing improvements of any kind, either on public or private property, will be fully protected from damage. If any damage does result to such improvements, the Contractor, at their own expense, shall make the necessary repairs or reconstruction required as directed by the City.

Excavations shall be so braced or sheeted so as to provide conditions under which workers may work safely and efficiently at all times. The sheeting, shoring and bracing shall be so arranged as not to place any stress on portions of the completed work until the general construction thereof has proceeded far enough to provide ample strength. Any damage to

structures occurring through settlements, water or earth pressures, slides, cave-ins or other causes shall be repaired before acceptance by the City.

Where timber sheeting extends below the invert of the pipe, it shall be cut off at the top of the pipe and the upper portion removed without harming the support conditions. This requirement will not be necessary where steel sheeting is used for shoring below the invert of the pipe.

Care shall be exercised in the drawing or removing of sheeting, shoring, bracing and timbering to prevent the caving or collapsing of the excavation faces which are being supported.

1.01E OPEN EXCAVATIONS AND STOCKPILING

Open excavations and stockpiles shall be controlled in a manner to prevent water running into excavations. Obstruction of surface drainage shall be avoided and means shall be provided whereby storm and wastewater can flow uninterruptedly in existing or established flowage courses, other surface drains or temporary drains. Material for backfill or for protection of excavation in public roads from surface drainage shall be neatly placed and kept shaped so as to cause the least possible interference with public travel. Free access must be provided to all fire hydrants, water valves, meters, private drives, roads or existing access routes.

1.01F SUBGRADE PREPARATION

This section covers the preparation of subgrade materials prior to the installation of additional fill and or improvements.

Scarifying and conditioning shall be required for dry soils, soils with excessive moisture, non-uniform soils, or when pavement is to be placed directly on the subgrade material. If allowed by the Engineer and the City Inspector, cemented soils may not require scarifying and conditioning. Once scarifying and conditioning has been complete where necessary, subgrade shall be loosened to a minimum 6” depth. All rocks 4” and larger shall be removed. Water may be added in order to achieve optimum moisture content. Blending wet material with dry material and drying wet material is allowed in order to reach the specified minimum relative compaction. In areas where scarifying and conditioning are not necessary, moisture content of the top 6” of the subgrade shall meet the optimum moisture content and the minimum relative compaction.

All subgrade shall be compacted to a minimum relative compaction of 90 percent for a minimum depth of 6”, unless otherwise specified. Compaction testing shall adhere to the requirements of ASTM D1557. Subgrade located beneath asphalt paving sections shall be compacted to a minimum relative compaction of 95 percent for a minimum depth of 6”, unless otherwise specified.

1.01G SAND BEDDING

Sand bedding shall conform to the requirements of Section 19-3.02F(2) in the most recent

edition of the California Department of Transportation Standard Specifications.

1.01H AGGREGATE FOR PIPE BEDDING FOUNDATION

Aggregate base for pipe bedding foundations shall conform to the requirements for Class 2 Aggregate Base with ¾" Maximum Aggregate as specified in Section 26-1.02 in the most recent edition of the California Department of Transportation Standard Specifications.

1.01I OBSTRUCTIONS

All underground improvements shall be preserved and protected. Where it is necessary to remove and replace or to relocate such improvements in order to prosecute the work, they shall be removed, maintained in operation, and permanently replaced as directed by the Owner of the discovered obstruction or as directed by the City.

1.01J COMPACTION TESTS

Compaction in the street zone for City streets shall be a minimum 95% relative compaction in accordance with the methods specified by ASTM D1557 Material shall be A.C. on Class 2 Aggregate Base as determined by the City based upon the native conditions, traffic index and other pertinent items.

Backfill of excavations within the rights-of-way of County streets and State highways shall be done in accordance with the requirements and to the satisfaction of the Road Department of the County and Caltrans, respectively.

Compaction in area not in State, County or City rights-of-way shall be tested at locations selected by the City and in accordance with the methods specified by ASTM D1557.

1.01K CORRECTION OF FAULTY GRADES

Where excavation is inadvertently carried below subgrade and/or foundation elevations, suitable provision shall be made for adjustment of the subgrade. The subgrade or foundation shall be restored to a condition similar to the condition existing prior to the over-excavation and by means acceptable to the City.

1.01L OVEREXCAVATION

The contractor shall immediately notify the Engineer and the City Inspector of any questionable conditions, such as pumping areas or expansive subgrade soils, so an overexcavation determination may be made in a timely fashion. If, in the opinion of the Engineer and/or the City Inspector, the existing subgrade is unsatisfactory to support the new improvements, the Contractor shall overexcavate as directed by the Engineer and City Inspector. The removed materials shall be replaced with Class II Aggregate Base as specified in Section 3 in these technical specifications or other material acceptable to the Engineer and the City Inspector. Additional stabilization materials such as geogrid or geosynthetics may be necessary for deep stabilization and shall be used as directed by the Engineer and the City Inspector.

1.01M CLEARING AND GRUBBING

Clearing and Grubbing shall conform to the requirements of Section 17-2 in the most recent edition of the California Department of Transportation Standard Specifications.

1.01N BLASTING AND EXPLOSIVES

Blasting is not allowed within the City.

1.01O DEWATERING

Dewatering shall conform to the requirements of the City of Bishop Ordinance 599 Industrial Waste Discharge Program.

SECTION 1.02 EARTHWORK – PIPELINE AND TRENCH

1.02A GENERAL

Work in connection with pipelines and trench earthwork shall include but not be limited to any or all of the following described operations: clearing; excavation of all classes and whatever substance encountered; backfilling; fine grading; preparation of right-of-way; subgrade for pipe and structures; and paving and performing any other similar, incidental, or appurtenant earthwork operation which may be necessary to properly complete the work indicated. Trenching and backfilling requirements are shown in the Standard Drawings.

1.02B EXCAVATION FOR PIPE TRENCHES

Trenches for pipelines shall be excavated to the lines and grades required and as approved by the City.

1.02C TRENCH WIDTH

The overall trench width shall be at least 6” wider than the largest outside diameter of the pipe. Excavating and trenching shall be true to line so that a clear space of at least 6 inches in width is provided on each side of the largest outside diameter of the pipe in place. For the purpose of these technical specifications, the largest outside diameter shall be the outside diameter of the bell, on bell and spigot pipe, the outside diameter of coupling for sleeve coupling pipe. Trench width shall also be wide enough to accommodate compaction equipment necessary for material compaction.

1.02D LIMIT OF EXCAVATION

Except by special permission of the City, the maximum length of open trench shall not exceed 200 feet at any one location including excavation, construction, pipe laying and backfilling. In addition, at locations where access may be somewhat limited, requiring rerouting of traffic unnecessarily, the City may reduce the maximum length of open trench permitted.

1.02E TRENCH BOTTOM FOR PIPE

The trench bottom shall be graded to provide a smooth, firm foundation at every point throughout the length of the pipe.

In suitable material, the trench shall be excavated to a depth 6 inches below the established grade line of the outside bottom of the pipe. The bottom of the trench shall then be backfilled with sand and uniformly graded to produce a firm but yielding subgrade which will provide uniform support of the pipe along the full length of each section. The sand bedding material so prepared throughout a minimum depth of 6 inches shall meet the requirements as specified in Section 1.01G in these technical specifications.

If it becomes necessary to excavate below the established grade line in order to remove boulders or other interfering objects, the voids shall be filled with material densified in the matter specified for bedding materials.

Where excavation is in rock, hardpan, shale, or other similar hard and unyielding materials, the trench shall be excavated to a depth at least 12 inches below the established grade line of the outside bottom of the pipe and filled with sand as specified in Section 1.02G in these technical specifications to grade line. The subgrade shall then be completed as previously stated. The material so placed shall be compacted to 90% relative compaction.

When excavation is in soft, unstable or excessively wet material which is unsuitable as a foundation for the pipe, such material shall be removed as directed by the City and replaced with sand to a depth approximately 18 inches below the grade line.

At each joint in the pipe, the bottom of the trench shall be recessed in such a manner as to relieve the bell of the pipe or the pipe coupling of all load and to ensure continuous bearing along the pipe barrel upon the bedding material.

1.02F TRENCH BACKFILL

All trenches shall be backfilled after pipe, fittings and appurtenances have been installed. Backfill material shall be in accordance with Section 1.01G of these technical specifications. Whenever a relative compaction requirement value is specified herein, it shall be a percentage of the maximum density. Optimum moisture content and maximum density shall be determined in accordance with ASTM D1557 and density of soil in place shall be determined using methods approved by the City.

All wood and waste material shall be removed from excavation preparatory to backfilling. Backfill material shall be approved in all cases by the City and shall be free of trash, wood, large rock, or other objectionable debris. Backfilling shall include the refilling and compaction of the fill in trenches of excavations up to the subgrade of the street or to the existing ground surface.

1.02G PIPE BEDDING

The pipe shall be carefully bedded during initial pipe zone backfill operations by hand placing, slicing with a shovel and tamping or “walking in” the material under the lower sector of the pipe to produce firm support for the full length of the barrel with full bearing to the horizontal centerline of the pipe.

Pipe bedding material shall be in accordance with Section 1.01G of these technical specifications.

1.02H PROCEDURE AT PIPE ZONE

Subsequent backfill in the pipe zone shall consist of placing backfill material simultaneously on each side of the pipe for the full width of the trench and compacting said material to a relative compaction of 90% within the limits of the pipe zone. The pipe zone shall be considered to extend 12 inches above the top of the outside diameter of the pipe.

The pipe shall be carefully bedded by hand placing and compacting clean imported sand as provided herein from the pipe foundation and/or subgrade to the horizontal centerline of the pipe prior to backfilling above the pipe within the "pipe zone."

The pipe bedding shall be compacted by approved methods to a relative compaction of 90%. The pipe bedding backfill shall be brought to optimum moisture content and shall be placed in layers not exceeding 6 inches in thickness and each layer shall be solidly tamped with the proper tools so as not to injure, damage or disturb the pipe. Backfilling shall be carried on simultaneously on each side of the pipe to assure proper protection of the pipe.

1.02I PROCEDURE ABOVE PIPE ZONE

The remaining portion of the trench to within 2-1/2 feet of the finished roadway surface or ground surface, as the case may be, shall be backfilled, compacted and/or consolidated to obtain a relative density of 95%.

1.02J COMPACTION IN OPEN FIELDS

In open field, where paving or structures will not be above the excavated area, backfill and compaction shall extend to the top of the trench, leaving the top slightly mounded.

1.02K PROCEDURE AT STREET ZONE

The top 2-1/2 feet of the trench within roadbed areas shall be compacted in horizontal layers not exceeding 6 inches in thickness, using approved hand, pneumatic or mechanical type tampers to obtain a relative density of 95% with a moisture content within 2% of optimum. Flooding and jetting will not be permitted within roadbed area. Compaction requirements in the street zone may be modified by the backfill requirements of other government agencies in areas where these agencies have jurisdiction.

The roadbed area as used herein shall be considered as extending five feet beyond the curbs, gutters or paved shoulders.

From existing street grade to 2-1/2 feet below street grade, the material for backfill shall be minimum 4" A.C. on minimum 8" Class 2 aggregate base as determined by the City. Pavement shall be in accordance with Section 5 of these technical specifications.

1.02L EXCESS EXCAVATED MATERIAL

All surplus material not required for backfill shall be disposed of by the Contractor outside the limits of the public rights-of-way and/or easements.

No excavated material shall be deposited on private property, unless written permission is secured by the Contractor. Before the City will accept the work as being completed, the Contractor shall file a written, notarized release signed by all property owners with whom he has entered into agreements for disposal of excess excavated material, absolving the City from any liability connected therewith.

1.02M IMPORTED PIPE BACKFILL MATERIAL

Whenever the excavated material is not suitable for backfill, pipe backfill material shall be imported. Pipe backfill material shall be in accordance with shall be in accordance with Section 1.01G of these technical specifications

SECTION 2 REMOVAL OF EXISTING IMPROVEMENTS

SECTION 2.01 REMOVAL OF EXISTING IMPROVEMENTS - GENERAL

Removal of existing improvements shall include the removal of all material of whatever nature necessary for the construction as approved by the City.

SECTION 2.02 REMOVAL OF EXISTING IMPROVEMENTS – LIMITS OF WORK

2.02A DEMOLITION

Unless specified otherwise, the demolition of buildings and structures will be included in the removal of existing improvements.

2.02B BITUMINOUS PAVEMENT

Bituminous pavement shall be removed to straight, clean lines by saw cutting at all locations where the removal of existing improvements does not include the entire paved area. Saw cutting is required for creating pavement joints. In locations where the top surface of the existing bituminous pavements is to be removed by milling or other approved methods, a minimum removal depth of twice the maximum aggregate size of the new pavement material is required. At locations where cold planning and paving is required, edges shall be trimmed to neat, straight lines at least 6 inches wider than the trench on each side, prior to resurfacing, to ensure all resurfaced areas are accessible to rollers for subgrade, base, and asphalt compaction. At locations where new pavement adjoins existing asphalt or concrete pavement, the existing pavement shall be saw or blade cut to straight lines at a 45° angle.

2.02C CONCRETE

Concrete removal shall conform to the requirements of Section 15-1.03B in the most recent edition of the California Department of Transportation Standard Specifications.

SECTION 2.03 – REMOVAL OF EXISTING IMPROVEMENTS – REMOVAL OF MATERIALS

Unless otherwise specified, the Contractor shall be responsible for hauling all removed materials from the site. The construction area shall be left with a clean, neat and finished appearance.

SECTION 2.04 – REMOVAL OF EXISTING IMPROVEMENTS – PROTECTION OF ITEMS NOT REMOVED

2.04A PROTECTION

Existing improvements, adjacent property, utilities and other facilities, and trees and plants that are not to be removed shall be protected from injury or damage resulting from the Contractor's operation.

2.04B RESPONSIBILITY

Any existing improvements, adjacent property, utilities, sprinkler systems, signs and other facilities or appurtenances, including trees and plants which are damaged or displaced as a result of the Contractor's operation, shall be replaced or restored to the original position and condition prevailing prior to the start of their operations at the Contractor's own cost and expense, unless otherwise directed by the Engineer.

SECTION 3 AGGREGATE BASE COURSES

SECTION 3.01 AGGREGATE BASE COURSES – GENERAL

Work described in this section shall consists of furnishing, placing, and compacting aggregate base courses constructed in accordance with the requirements hereinafter set forth and in reasonably close conformity with the lines, grades, thicknesses, and cross sections shown on the Plans or established by the Engineer.

SECTION 3.02 AGGREGATE BASE COURSES – MATERIALS

Aggregate Base Course material shall conform to the requirements for Class 2 Aggregate Base with ¾" Maximum Aggregate as specified in Section 26-1.02 in the most recent edition of the California Department of Transportation Standard Specifications.

SECTION 3.03 AGGREGATE BASE COURSES – CONSTRUCTION

Construction of Aggregate Base Course shall conform to the requirements of Section 26-1.03 in the most recent edition of the California Department of Transportation Standard Specifications.

SECTION 4 CONCRETE CONSTRUCTION

SECTION 4.01 CONCRETE CONSTRUCTION – GENERAL

Work described in this section shall consists of furnishing, mixing, placing, finishing, curing and protecting all general use concrete constructed in accordance with the requirements hereinafter set forth and in reasonably close conformity with the lines, grades, thicknesses, and cross sections shown on the Plans or established by the Engineer.

SECTION 4.02 CONCRETE CONSTRUCTION – MATERIALS

4.02A GENERAL USE CONCRETE

General use concrete shall contain not less than six sacks of Portland cement per cubic yard and have a minimum compressing strength of 3,000 psi in 28 days. General use concrete shall also contain synthetic fiber reinforcement and air entrainment. Currently accepted City of Bishop concrete mix design is 711 mix design no. 650065A6 or approved equal.

SECTION 4.03 CONCRETE CONSTRUCTION – INSTALLATION

4.03A SUBMITTALS

A material submittal shall be provided to the City for review and approval prior to placing any concrete. The mix design shall include the following: one cubic yard trial weights of trial batch points, aggregate gradation summaries for fine and coarse aggregate, the source and supply of all materials included in the mix design, and the trial batch strength results.

4.03D PROTECTION OF WORK

Protection of work for all General Use Concrete shall conform to the requirements of Section 90-1.03C in the most recent edition of the California Department of Transportation Standard Specifications.

SECTION 5 HOT MIX ASPHALT

SECTION 5.01 HOT MIX ASPHALT – GENERAL

Work described in this section shall consists of furnishing, placing, compacting, and finishing all hot mix asphalt constructed in accordance with the requirements hereinafter set forth and in reasonably close conformity with the lines, grades, thicknesses, and cross sections shown on the Plans or established by the Engineer.

SECTION 5.02 HOT MIX ASPHALT – MATERIALS

Hot Mix Asphalt material shall conform to the requirements of Section 39-2.02B in the most recent edition of the California Department of Transportation Standard Specifications. Contractor shall provide documentation to the City that the job mix formula has been reviewed and verified by Caltrans.

SECTION 5.03 HOT MIX ASPHALT – INSTALLATION

5.03A SUBMITTALS

A material submittal shall be provided to the City for review and approval prior to placing

any hot mix asphalt.

5.03B INSPECTION AND TESTING

Inspection and testing for all Hot Mix Asphalt shall conform to the requirements of Section 39-2.02A(4) in the most recent edition of the California Department of Transportation Standard Specifications.

5.03C SURFACE PREPARATION

Surface preparation for all Hot Mix Asphalt shall conform to the requirements of Section 39-2.01C(3) in the most recent edition of the California Department of Transportation Standard Specifications.

5.03D CONSTRUCTION LOADS

The Contractor shall take precautions when operating equipment adjacent to improvements. The Contractor shall not operate equipment capable of producing a surcharge which would impact the stability of adjacent improvements.

5.03E PLACING OF MATERIALS

Placement of materials for all Hot Mix Asphalt shall conform to the requirements of Section 39-2.02C in the most recent edition of the California Department of Transportation Standard Specifications.

5.03F ACCEPTANCE

Acceptance for all Hot Mix Asphalt shall conform to the requirements of Section 39-2.01A(4)(i) in the most recent edition of the California Department of Transportation Standard Specifications.

SECTION 6 REMOVAL AND RESURFACING OF STREET PAVEMENT AND SURFACES

SECTION 6.01 REMOVAL AND RESURFACING OF STREET PAVEMENT AND SURFACES – GENERAL

Street pavement and surfaces shall be removed and replaced in all areas of construction where excavation is required and as approved by the City. Resurfacing of existing pavement and surfaces damaged or removed in connection with the construction of improvements shall conform to the provisions of permits issued by the state or county agency for the work within the rights-of-way of the respective agency.

SECTION 6.02 REMOVAL AND RESURFACING OF STREET PAVEMENT AND SURFACES – EARTHWORK

Earthwork shall conform to Section 1 in these technical specifications.

SECTION 6.03 REMOVAL AND RESURFACING OF STREET PAVEMENT AND SURFACES – PAVEMENT REMOVAL

6.03A GENERAL

Street pavement or existing road surfacing shall be removed within the limits of all construction excavations prior to proceeding with excavation operations of any nature. Surplus material shall be removed as provided in Section 2 in these technical specifications. Prior to removal of existing surfacing, full depth pavement cuts shall be made neat and straight along both sides of the trench and parallel to the alignment of the pipe to provide an unfractured and level pavement joint for bonding existing surfacing with pavement replacement. Where large irregular surfaces are removed, such trimming or cutting as hereinafter provided shall be parallel with roadway centerline or at right angles to the same. All cut edges shall provide clean, full depth, solid, vertical faces free from all loose material.

6.03B PORTLAND CEMENT CONCRETE SURFACES

Concrete pavement, including cross-gutters, curbs and gutters, sidewalks, driveways and concrete surfaces of whatever nature shall be saw cut to a minimum depth of 1-1/2 inches prior to removal. Said new cut shall be made at a point approximately 1 foot beyond the edge of the trench and/or excavation prior to surface replacement.

6.03C ASPHALT CONCRETE PAVEMENT

Streets and alleys surfaced with asphalt concrete pavement shall be initially cut by means of pneumatic pavement cutters or other approved equipment at the limits of the trench and/or excavation prior to removal of surfacing. After backfilling the excavation, asphalt concrete pavement shall be saw cut to a minimum depth of 2 inches at a point not less than 12 inches outside the limits of excavation or the previous pavement cut (made by pneumatic tools), whichever limits are the greater. The additional surfacing saw cut shall be removed and disposed of prior to resurfacing.

SECTION 6.04 REMOVAL AND RESURFACING OF STREET PAVEMENT AND SURFACES – RESURFACING

In all streets or alleys in which the surface is removed, broken or damaged by equipment or in which the ground has caved in or settled due to the installation of the improvements, the surface shall be restored to the original grade and crown section. Where the street has been improved with roadway surface, base material, curb, sidewalk or gutter, trenches or damaged sections shall be restored with the type of improvement conforming to that which existed prior to the work. Prior to resurfacing, the existing surfacing shall be removed as provided above. All broken and jagged edges of the trench edge shall be straight. If during the initial removal of the existing pavement a method of removal was used which disturbed the adjoining pavement or if during general construction the adjacent pavement was disturbed, then this adjoining pavement must also be removed and replaced. Where irregular surfaces are to be surfaced, existing pavement shall be cut parallel to the alignment of the pipe or to the centerline of the street. End cuts shall be perpendicular to the street alignment.

All work shall match the appearance of the existing improvements and finished pavement shall not deviate from existing grade by more than 1/8 inch in 10 feet and shall be free from ruts, depressions and irregularities. Tack coat shall be applied to vertical surfaces against which asphalt is to be placed. The completed surface, when ready for acceptance, shall be thoroughly compacted, true to grade and cross section and shall be free from ruts, depressions and irregularities. Where the trench line is approximately parallel with the traveled way, the pavement shall be brought to the final grade with a paving machine or approved equal. The resulting edge of contact between the new and existing pavement on each side shall parallel the existing trench and be a straight and neat join line. New pavement shall not lap over existing pavement.

In the event that no pavement structural section requirements are specified by any other agency, the minimum pavement section for patches shall be 4 inches of asphalt pavement (HMA-A) over 8 inches of Class 2 aggregate base compacted to 95 percent (95%) relative compaction per Sections 3 and 5 in these technical specifications.

SECTION 6.05 REMOVAL AND RESURFACING OF STREET PAVEMENT AND SURFACES – TEMPORARY RESURFACING

In the event that it is necessary to construct a temporary patch, the Contractor shall adhere to the Temporary AC Trench Patch detail the project plans. A permanent patch shall be constructed as soon as practical.

SECTION 7 SIGNAGE & STRIPING

SECTION 7.01 SIGNAGE & STRIPING – GENERAL

These specifications designate the requirements for performing signage and striping work.

All signage and markings shall comply with the CA MUTCD.

SECTION 7.02 SIGNAGE & STRIPING - MATERIALS

7.02A SIGNS

All materials necessary for sign installation shall conform to the requirements of Section 82-2.02 in the most recent edition of the California Department of Transportation Standard Specifications.

7.02B STRIPING

All materials necessary for striping installation shall conform to the requirements of Section 84-2.02 in the most recent edition of the California Department of Transportation Standard Specifications.

SECTION 7.03 SIGNAGE & STRIPING – SIGNAGE INSTALLATION

7.03A PERMANENT SIGNS

All signage installation shall conform to the requirements of Section 82-2.03 in the most recent edition of the California Department of Transportation Standard Specifications.

7.03B CONSTRUCTION SIGNS

All construction signage installation shall conform to the requirements of Section 12-3.11 in the most recent edition of the California Department of Transportation Standard Specifications.

SECTION 7.04 SIGNAGE & STRIPING – STRIPING INSTALLATION

All striping installation shall conform to the requirements of Section 84-2.03 in the most recent edition of the California Department of Transportation Standard Specifications.

SECTION 8 LANDSCAPING

REFER TO INSERTED PAGES TITLED:

- **SECTION 32 84 00 "IRRIGATION INSTALLATION"**
- **SECTION 32 93 00 "PLANT INSTALLATION"**
- **SECTION 32 05 33 "LANDSCAPE MAINTENANCE"**

SECTION 9 COMPLETED FACILITIES

The City shall have the right upon ten days written notice to the Contractor to take possession of and use any completed or partially completed portion of the work notwithstanding that the time for completing the entire work may not have expired, but such taking possession and use and assumption of maintenance of any portion of the work shall not be deemed an acceptance of any work. It is the intent of this section to provide for the City placing into operation portions of the facilities as the work progresses.

When any section of the improvements has been completed in all respects, except for trench resurfacing, the City may so notify the Contractor in writing as provided herein. After such notice has been given, the City shall have the right to place such section of the facility into service and to operate same. The Contractor will be relieved of the duty of maintaining and protecting said portion of the work except for any resurfacing, if required. When resurfacing is not required, the Contractor shall be relieved of the responsibility and duty of maintaining and protecting portions of the roadway only after receiving written notice from the City.

However, nothing in this section shall be construed as relieving the Contractor of full responsibility for correcting defective work or materials in accordance with the Contract Documents.

SECTION 10 INSPECTION OF WORK

All work shall be subject to inspection and shall be left open and uncovered until the installation is inspected by the City.

The City shall at all times have access to the work during construction and shall be furnished with every reasonable facility for ascertaining full knowledge respecting the progress, workmanship and character of materials used and employed in the work.

The Contractor shall submit a schedule to the City outlining the proposed construction operation including the hours of work. If any changes in the project schedule or hours of work are made, the Contractor shall give at least two working days written notice to the City so that proper inspection may be provided.

No valves, fittings or other materials shall be installed until inspected and approved by the City. All installations which are to be backfilled shall be inspected and approved by the City prior to backfilling and due notice shall be given to the City in advance of backfilling so that proper inspection may be provided.

The inspection of the work shall not relieve the Contractor of any of his obligations to complete the work as prescribed by the City Specifications. Defective work shall be made good and unsuitable materials may be rejected notwithstanding the fact that such defective work and unsuitable materials have been previously overlooked by the City and accepted.

The City shall have the authority to suspend the work wholly or in part for such time as it may deem necessary due to the failure to perform any provisions of City Specifications. The work shall be resumed when methods or defective work are corrected as ordered or approved in writing by the City.

The Contractor shall bear all costs of construction inspection. The Contractor shall also bear the cost of traffic regulations lawfully enacted by the Federal Government, the State of California, Inyo County or the City during the time of performing work affecting the property of said Government, State, County or City.

Quality Assurance testing and inspection will be provided by the City. Quality Assurance to be provided includes the following:

- Compaction testing for placed fill, trench backfill, aggregate base, and asphalt
- Concrete sampling, testing and observation during construction
- Material sampling and testing for aggregate base, plantmix bituminous pavement

Quality Control shall be the Contractor's responsibility. All samples shall be furnished by the Contractor without cost to the City. The City may waive sampling and testing if adequate information, properly certified, is available to indicate that materials comply with the terms of specifications. Any retests due to faulty workmanship or materials or any additional testing and inspection resulting from Contractor initiated delays or changes shall be paid for by the Contractor.

SECTION 11 CLEAN-UP

During the progress of the work, the premises shall be kept free of any unsightly accumulation of rubbish and debris. Upon completion of the work and before final

acceptance of the completed facility by the City, all unused materials, rubbish, concrete forms, surplus excavated material and other materials or equipment shall be removed from the work area.

If during the progress of the work any improvements, such as, fences, lawns, shrubs or other vegetation, whether on private or public property are damaged, they shall be restored to a condition equivalent to that which existed before work started before acceptance of the completed facilities by the City.

SECTION 32 05 33

LANDSCAPE MAINTENANCE

1. GENERAL

1.1. RELATED DOCUMENTS

1.1.1. Drawings and general provisions of the Contract, including General and Supplementary Conditions apply to this Section.

1.2. SUMMARY

1.2.1. The following items are intended to give the contractor a general description of the work to be applied under this section and are not to be construed as a detailed list of the items to be performed during the **120-day maintenance period**.

1.2.1.1. Adjust list below to suit Project.

1.2.1.2. Contractor shall provide Landscape Architect with a written schedule of maintenance operations and timelines for regular site checks.

1.2.1.3. Maintain all landscape planter areas and materials.

1.2.1.4. Check landscape irrigation system on a regular basis to maintain proper water coverage.

1.2.1.5. Control and eliminate weeds and pests in all areas.

1.2.1.6. Mow and edge turf.

1.2.1.7. Keep the project site clear of trash and debris throughout the duration of the maintenance period.

1.2.2. Related Sections include the following:

1.2.2.1. Division 32, Section “Irrigation Installation”

1.2.2.2. Division 32, Section "Plant Installation"

1.3. QUALITY ASSURANCE

1.3.1. All persons utilized by the Contractor in the performance of this contract shall be fully qualified, professional gardeners with experience in the grounds maintenance field. This experience must have provided, as a minimum, broad knowledge of all phases of landscape pest and disease control; shrub and tree pruning; fertilization; and irrigation system operation, maintenance and repair. Installer's Field Supervision: Require Installer to maintain an experienced full-time supervisor on Project site when planting is in progress.

1.4. MAINTENANCE PERIOD

1.4.1. The maintenance period may not start until written approval is given by the Landscape Architect stating that all items of the project have been completed in conformance to the plans and specifications.

1.4.2. The maintenance period may be extended beyond the 60-day period until the project is fully accepted by the Owner.

1.4.3. The contractor is fully responsible for the project improvements during the maintenance period. Damage to any elements during the maintenance period shall be replaced by the contractor at no cost to the owner.

1.5. PROJECT ACCEPTANCE

1.5.1. Any work not in compliance with the plans and specifications shall be subject to removal and replacement prior to final acceptance of the project.

1.5.2. The contractor shall contact the Landscape a minimum of 72 hours prior to scheduling the final walk through to generate a final punch-list.

1.5.3. Contractor shall provide the owner with copies of the final record drawings, product manuals and controller schedules prior to acceptance of the project.

2. PRODUCTS

2.1. FERTILIZER

2.1.1. Gro-Power Plus- Fertilizer shall be derived from organic materials consisting of higher plant form life, composted beyond the fibrous stage. It shall NOT contain poultry, animal, or human waste (i.e., sewage sludge), pathogenic viruses, fly larvae, insecticides, fungicides, or poisonous chemicals that would inhibit plant growth; and shall have the following guaranteed analysis:

Nitrogen 5
Phosphoric Acid 3
Water Soluble Potash 1
Humus 70
Humic Acids 15
Soluble Metallic Iron 1

3. EXECUTION

3.1. MAINTENANCE

3.1.1. General Requirements

3.1.1.1. Any eroded areas shall be repaired by the replacement of the proper material to bring them back to original grade as required.

3.1.1.2. Contractor shall repair damage to plant material and/or irrigation system within 48 hours of written notice from the Landscape Architect.

3.1.2. Turf

3.1.2.1. All turf areas shall be mown to a height of approximately 1½”–2”on a weekly basis upon establishment.

3.1.2.2. Edges shall be trimmed on a regular basis to maintain a neat appearance.

3.1.2.3. Grass clippings will be removed from site on day work is performed and area cleaned.

3.1.2.4. Contractor shall apply fertilizer at a rate of 20 pounds per 1000 square feet in 30-day intervals to all turf areas.

3.1.3. Trees, Shrubs and Ground Cover

3.1.3.1. All debris resulting from care of shrubs, trees and other plant areas shall be removed from site on day work is performed and area cleaned.

3.1.3.2. Sucker growth from the base of trees at soil level or below shall be removed, unless otherwise directed.

3.1.3.3. Pruning shall be provided to encourage a healthy natural growth pattern for each variety of tree or shrub.

3.1.3.4. All pruning shall be towards developing the natural branching structure. All pruning shall be accomplished in accordance with accepted practices and standards.

3.1.3.5. The Contractor is responsible for ensuring the correct soil conditions are maintained for each tree, shrub, flower or plant covered under this contract in order to promote optimum growth, environment and health for the species of plant. This may require addition of soil, soil amendments, humus, mulch, gypsum, sulphur, all of which will be provided by the Contractor at no additional cost to the Government.

3.1.4. Irrigation System

3.1.4.1. Make adjustments and settings of automatic controllers, if any, to establish frequency and length of watering periods. During the contract period, the Contractor will repair or replace any equipment damaged as a result of contract operations at the Contractor's expense.

3.1.4.2. Sprinkler system shall not be operated when extremely windy or freezing conditions prevail.

3.1.4.3. Watering cycles shall be timed to cause the least inconvenience to the building occupants and visitors. Entrances shall not be wet during the arrival and departure of occupant employees/residents.

3.1.4.4. Sprinkler heads on a continuing basis will be cleaned, adjusted, repaired, and maintained at a proper height.

3.1.4.5. When irrigating turfed areas, Contractor must make sure that sprinkler heads are adjusted to cover turf areas and shrubs and that sprinkler heads are clean so the water comes out evenly. The Contractor is responsible for ensuring that all turf, groundcovers, shrubs and trees are adequately watered at all times, whether or not sprinklers are provided.

3.2. CLEAN UP AND PROTECTION

3.2.1. During landscape work, keep pavements clean and work areas in an orderly condition.

3.2.2. Protect landscape work and materials from damage due to landscape operations, operations by other contractors and trades and trespassers. Maintain protection during installation and maintenance periods. Treat, repair, or replace damaged landscape work as directed.

3.2.3. All clippings, trimmings, cuttings, trash and debris resulting from work of this contract shall be promptly removed from the site.

END OF SECTION

SECTION 32 84 00

IRRIGATION INSTALLATION

1. GENERAL

1.1. RELATED DOCUMENTS

1.1.1. Drawings and general provisions of the Contract, including General and Supplementary Conditions apply to this Section.

1.2. SUMMARY

1.2.1. This Section includes piping, valves, sprinklers, drip irrigation, controls, and wiring for automatic-control irrigation systems.

1.3. DEFINITIONS

1.3.1. Lateral Line Piping: Downstream from control valves to sprinklers, specialties, and drain valves. Piping is under pressure during flow.

1.3.2. Irrigation Mainline Piping: Downstream from point of connection to water distribution piping to, and including, control valves. Piping is under water-distribution-system pressure.

1.4. PERFORMANCE REQUIREMENTS

1.4.1. Design 100 percent water-coverage irrigation system for turf, shrub and ground cover areas as indicated on drawings.

1.4.2. Location of Sprinklers and Specialties: Design location is diagrammatic. Make minor adjustments necessary to avoid plantings and obstructions such as signs and light standards. Maintain 100 percent water coverage of turf, shrub and ground cover areas indicated.

1.4.3. Minimum Working Pressures: The minimum pressure requirements for piping, valves, and drip irrigation shall be as indicated on the drawings.

1.5. SUBMITTALS

1.5.1. Product Data: Include pressure ratings, rated capacities, and settings of selected models for the following including but not limited to:

1.5.1.1. Pressure regulators.

1.5.1.2. Master valves

1.5.1.3. Gate valves

1.5.1.4. Booster Pump

1.5.1.5. Quick coupling valve

1.5.1.6. Control-valve boxes.

1.5.1.7. Irrigation heads.

1.5.1.8. Controllers. Include wiring diagrams.

1.5.1.9. Control cables. Include splice kits

1.5.2. As-Built Drawings: The contractor shall prepare drawings (on mylar) showing dimensions and exact location of the following irrigation items:

1.5.2.1. Point of connection to water meter.

1.5.2.2. Secondary box for electrical point of connection

1.5.2.3. Electrical pedestal

1.5.2.4. Gate Valves

1.5.2.5. Location of pressure mainlines

1.5.2.6. Irrigation sleeves and electrical conduit

1.5.2.7. Routing of mainline and controller wiring

1.5.2.8. Irrigation Controller

1.5.2.9. Booster pump

1.5.2.10. Other equipment shown on the drawings and requested by the landscape architect.

The as-built drawings shall be provided by the contractor to the owner prior to final acceptance of the project. Contractor may pay the Landscape Architect's printing costs to obtain a copy of the mylars.

1.5.3. Controller Charts: The contractor shall prepare controller charts showing the irrigation zone and associated station number. Controller charts shall be in color and easy to read. Contractor shall laminate completed charts and place within irrigation controller for easy reference.

1.6. QUALITY ASSURANCE

1.6.1. Electrical Components, Devices, and Accessories: Listed and labeled as defined in NFPA 70, Article 100, by a testing agency acceptable to authorities having jurisdiction, and marked for intended use.

1.6.2. Installer Qualifications: A qualified irrigation installer whose work has resulted in successful installation of several irrigation systems.

1.6.2.1. Installer's Field Supervision: Require installer to maintain an experienced full-time supervisor on project site when irrigation installation is in progress.

1.7. DELIVERY, STORAGE, AND HANDLING

1.7.1. Deliver piping with factory-applied end caps. Maintain end caps through shipping, storage, and handling to prevent pipe-end damage and to prevent entrance of dirt, debris, and moisture.

1.7.2. Store plastic piping protected from direct sunlight. Support to prevent sagging and bending.

1.8. WARRANTY

1.8.1. The contractor shall provide a warranty period of one (1) year from the date of final acceptance by the client for the entire irrigation system. Any problems that occur due to poor installation, workmanship or materials shall be replaced by the contractor at no cost to the owner.

1.8.2. Any settling of irrigation trenches which occur during the warranty period shall be repaired by the contractor at no cost to the owner, including repairs to all damaged property and plant material.

1.9. COORDINATION

1.9.1. Coordinate size and location of concrete bases for backflow preventers, irrigation controllers, etc. Cast anchor-bolt inserts into bases. Concrete, reinforcement, and formwork requirements are specified in Division 3.

1.9.2. Coordinate necessary sleeving and conduit for irrigation lines and electrical wires as required with concrete sub-contractor.

1.10. EXTRA MATERIALS

1.10.1. Furnish extra materials to the owner as described below that match products installed and that are packaged with protective covering for storage and identified with labels describing contents.

1.10.1.1. Sprinkler Units: Equal to 5 percent of amount installed for each type and size indicated, but no fewer than 2 units.

1.10.1.2. Emitter Units: Equal to 10 percent of amount installed for each type indicated, but no fewer than 10 units.

1.10.1.3. Drip Tube Units: Equal to 5 percent of amount installed for each type indicated, but no fewer than 2 units.

2. PRODUCTS

2.1. MANUFACTURERS

2.1.1. In other Part 2 articles where titles below introduce lists, the manufacturer shall be as noted on the improvement plans or approved equal.

2.2. BACKFILL

2.2.1. Screened existing site material shall be used for backfill material. Backfill material shall be free from organic materials, large clods of earth or rocks larger than one (1) inch diameter, trash, debris, rubbish, broken cement, asphalt material or other substances.

2.2.2. Imported backfill material, if required, shall be clean soil consisting of earth, sand, sandy clay, loam or other approved materials, with no large clods of earth or rocks larger than one-half (1/2) inch in size.

2.3. PIPES AND FITTINGS

2.3.1. Non-Pressure (lateral) line pipe: PVC Schedule 40 (size per plan)

2.3.2. Pressure (mainline) pipe: PVC Schedule 40 for pipe less than 2-1/2". PVC Class 315 for pipe 2-1/2 and larger.

2.3.3. PVC Socket Fittings, Schedule 80: ASTM D 2467.

2.3.4. PVC Threaded Fittings: Schedule 80: ASTM D 2464.

2.4. CONTROL VALVES

2.4.1. Bronze Gate Valves: MSS SP-80, Class 125, Type 1, nonrising-stem, bronze body with solid wedge, threaded ends, and malleable-iron handwheel.

2.4.2. PVC Ball Valves: MSS SP-122, union type, with full-port ball, socket or threaded detachable end connectors, and pressure rating not less than 150 psi.

2.4.3. Bronze Automatic Control Valves: Cast-bronze body, normally closed, diaphragm type with manual flow adjustment, and operated by 24-V ac solenoid.

2.4.4. Plastic Automatic Control Valves: Molded-plastic body, normally closed, diaphragm type with manual flow adjustment, and operated by 24-V ac solenoid.

2.4.5. Quick-Couplers: Factory-fabricated, bronze or brass, two-piece assembly. Include coupler water-seal valve; removable upper body with spring-loaded or weighted, rubber-covered cap; hose swivel with ASME B1.20.7, 3/4-11.5NH threads for garden hose on outlet; and operating key. Locking-Top Option: Vandal-resistant, locking feature. Include two matching key(s).

2.5. CONTROL-VALVE BOXES

2.5.1. Plastic Control-Valve Boxes: Box and cover, with open bottom and openings for piping; designed for installing flush with grade. Include size as required for valves and service.

2.5.1.1. Shape: Round for quick couplets and Rectangular for control valves.

2.5.1.2. Sidewall Material: FRP.

2.5.1.3. Cover Material: FRP.

2.5.2. Drainage Backfill: Cleaned gravel or crushed stone, graded from ½" minimum to 1" maximum placed in bottom of valve box.

2.6. SPRINKLERS

2.6.1. Description: Plastic housing and corrosion-resistant interior parts designed for uniform coverage over entire spray area indicated, at available water pressure.

2.6.1.1. Bubblers: Fixed pattern, with screw-type flow adjustment.

2.6.1.2. 12" Pop-up Shrubbery Sprinklers: Fixed pattern, with screw-type flow adjustment.

2.6.1.3. 6" Pop-up, Spray Sprinklers: Fixed pattern, with screw-type flow adjustment and stainless-steel retraction spring.

2.6.1.4. Pop-up, Rotary, Spray Sprinklers: Gear drive, full-circle and adjustable part-circle types.

2.7. DRIP IRRIGATION

2.7.1. Application Pressure Regulators: Brass or plastic housing, with corrosion-resistant internal parts, and capable of controlling outlet pressure to approximately 20 psi.

2.7.2. Strainer/Filter Units: Brass or plastic housing, with corrosion-resistant internal parts; of size and capacity required for devices downstream from unit.

2.7.3. Emitters: Vinyl body.

2.7.3.1. Multi-Outlet Emitters: As noted on the plans, or approved equal. With at least 6 outlets, to deliver the flow, as noted on the drawings, at approximately 20 psi.

2.7.3.2. Single-Outlet Emitters: As noted on plans, or approved equal. Emitters shall deliver the flow, as noted on the drawings, at approximately 20 psi.

2.7.4. Drip Tubes: Flexible PE or PVC tubing for emitters and other devices, of length indicated and with plugged end.

2.8. IRRIGATION CONTROLLER

2.8.1. Exterior Control Enclosures: NEMA 250, Type 4, weatherproof, with locking cover and two matching keys; include provision for grounding.

2.8.1.1. Material: Stainless steel or molded plastic, as noted on plans.

2.8.1.2. Mounting: Freestanding type for concrete-base mounting or wall mount, as noted on the plans.

2.8.2. Interior Control Enclosures: NEMA 250, Type 12, dripproof, with locking cover and two matching keys.

2.8.2.1. Material: Stainless steel or Molded plastic, as noted on plans, or approved equal.

2.8.2.2. Mounting: Surface type for wall mounting.

2.8.3. Controller Stations for Automatic Control Valves: Each station is variable from approximately 5 to 60 minutes. Include switch for manual or automatic operation of each station.

2.8.4. Timing Device: Adjustable, 24-hour, 14-day clock, with automatic operations to skip operations any day in timer period, to operate every other day, or to operate 2 or more times daily.

2.8.4.1. Manual or Semiautomatic Operation: Allows this mode without disturbing preset automatic operation.

2.8.4.2. Nickel-Cadmium Battery: Automatically powers timing device during power outages.

2.8.4.3. Surge Protection: Metal-oxide-varistor type on each station and primary power.

2.8.5. Wiring: UL 493, Type UF-B multiconductor, with solid-copper conductors and insulated cable; suitable for direct burial.

2.8.5.1. Feeder-Circuit Cables: No. 12 AWG minimum, between building and controllers.

2.8.5.2. Low-Voltage, Branch-Circuit Cables: No. 14 AWG minimum, between controllers and automatic control valves; color-coded different from feeder-circuit-cable jacket color; with jackets of different colors for multiple-cable installation in same trench.

2.8.5.3. Splicing Materials: Manufacturer's packaged kit consisting of insulating, spring-type connector or crimped joint and epoxy resin moisture seal; suitable for direct burial.

2.8.6. Concrete Base: Reinforced precast concrete with opening for wiring.

2.9. INSULATED CAGE/WEATHER BLANKET

2.9.1. Insulated cage and/or weather blanket shall be the make and model as shown on the drawings.

3. EXECUTION

3.1. EARTHWORK

3.1.1. Refer to Division 31 Section "Earthwork" for excavating, trenching, and backfilling.

3.1.2. Install piping and wiring in sleeves under sidewalks, roadways, parking lots.

3.1.2.1. Install piping sleeves by boring or jacking under existing paving if possible.

3.1.3. Provide minimum cover over top of underground piping according to the following:

3.1.3.1. Irrigation Main Piping: Minimum depth of 30 inches below finished grade, or not less than 18 inches below average local frost depth, whichever is deeper.

3.1.3.2. Lateral Line Piping: 18 inches.

3.1.3.3. Sleeves: 24 inches.

3.2. PIPING APPLICATIONS

3.2.1. Install components having pressure rating equal to or greater than system operating pressure.

3.2.2. Irrigation Main Line Piping: Use the following piping materials for each size range:

3.2.2.1. 2" and Smaller: Schedule 40, PVC pipe and Schedule 80 socket fittings, and solvent-cemented joints.

3.2.2.2. 2-1/2" and Larger: Class 315, PVC pipe and Schedule 80 socket fittings, and solvent-cemented joints.

3.2.3. Lateral Line Piping: Schedule 40, PVC pipe and Schedule 80 socket fittings, and solvent-cemented joints.

3.2.4. Swing Joints: Schedule 80, PVC pipe; threaded PVC fittings; and threaded joints.

3.2.5. Sleeves: Schedule 40, PVC pipe and socket fittings; and solvent-cemented joints. Sleeves to be 2 times the diameter of the pipe being sleeved.

3.3. PIPING INSTALLATION

3.3.1. Location and Arrangement: Drawings indicate diagrammatic location and arrangement of piping systems. Install piping as indicated unless deviations are required per site constraints. Any deviations must be shown on the approved as-built Drawings.

3.3.2. Install piping free of sags and bends.

3.3.3. Install groups of pipes parallel to each other, spaced to permit valve servicing.

3.3.4. Install fittings for changes in direction and branch connections.

3.3.5. Install unions adjacent to valves and to final connections to other components with NPS 2 or smaller pipe connection.

3.3.6. Install flanges adjacent to valves and to final connections to other components with NPS 2-1/2 or larger pipe connection.

3.3.7. Lay piping on solid subbase, uniformly sloped without humps or depressions.

3.3.8. Install PVC piping in dry weather when temperature is above 40 deg F 5 deg C. Allow joints to cure at least 24 hours at temperatures above 40 deg F 5 deg C before testing unless otherwise recommended by manufacturer.

3.3.9. Install water regulators with shutoff valve and strainer on inlet and pressure gage on outlet. Install shutoff valve on outlet.

3.4. VALVE INSTALLATION

3.4.1. Gate Valves: Install in valve box with top flush with grade.

3.4.1.1. Install valves and PVC pipe with restrained, gasketed joints.

3.4.2. Master Valves: Install in valve box with top flush with grade.

3.4.2.1. Install valves and PVC pipe with restrained, gasketed joints.

3.5. SPRINKLER INSTALLATION

3.5.1. Flush lateral line piping with full head of water and install sprinklers after hydrostatic test is completed.

3.5.2. Install sprinklers at manufacturer's recommended heights.

3.5.3. Locate part-circle sprinklers to maintain a minimum distance of 4 inches from walls and 2 inches from other boundaries, unless otherwise indicated.

3.6. IRRIGATION CONTROLLER INSTALLATION

3.6.1. Install freestanding controllers on precast concrete bases not less than 36 by 24 by 4 inches thick and not less than 6 inches greater in each direction than overall dimensions of controller.

3.6.2. Install control cable in same trench as irrigation piping and at least 2 inches below or beside piping. Provide conductors of size not smaller than recommended by controller manufacturer. Install cable in separate sleeve under paved areas if irrigation piping is installed in sleeve.

3.7. CONNECTIONS

3.7.1. Drawings indicate general arrangement of piping, fittings, and specialties.

3.7.2. Tighten electrical connectors and terminals according to manufacturer's published torque-tightening values. If manufacturer's torque values are not indicated, use those specified in UL 486A and UL 486B.

3.8. FIELD QUALITY CONTROL

3.8.1. Contractor shall have the Landscape Architect inspect and test, components and equipment installation, including connections. Report results in writing.

3.8.2. Perform the following field tests and inspections and prepare test reports:

3.8.2.1. Leak Test: After installation, charge system and test for leaks. Repair leaks and retest until no leaks exist.

3.8.2.2. Operational Test: After electrical circuitry has been energized, operate controllers and automatic control valves to confirm proper system operation.

3.8.2.3. Test and adjust controls and safety. Replace damage and malfunctioning controls and equipment.

3.8.3. Remove and replace units and retest/reinspect as specified above.

3.8.4. Verify that controllers are installed and connected according to the Contract Documents.

3.8.5. Verify that electrical wiring installation complies with manufacturer's submittal and installation requirements.

3.8.6. Complete startup checks according to manufacturer's written instructions.

3.9. ADJUSTING

3.9.1. Adjust settings of controllers.

3.9.2. Adjust automatic control valves to provide flow rate of rated operating pressure required for each sprinkler circuit.

3.9.3. Adjust sprinklers above finish grade as follows:

3.9.3.1. 1½” in seed and planter beds.

3.9.3.2. ½” in seed.

3.10. CLEANING

3.10.1. Flush dirt and debris from piping before installing sprinklers and other devices.

3.11. DEMONSTRATION

3.11.1. Contractor shall train Owner's maintenance personnel to adjust, operate, and maintain controller and automatic control valves.

END OF SECTION

SECTION 32 93 00

PLANT INSTALLATION

1. GENERAL

1.1. RELATED DOCUMENTS

1.1.1. Drawings and general provisions of the Contract, including General and Supplementary Conditions apply to this Section.

1.2. SUMMARY

1.2.1. This Section includes the following:

1.2.1.1. Sod

1.2.1.2. Trees

1.2.1.3. Shrubs

1.2.1.4. Ground cover

1.2.2. Related Sections include the following:

1.2.2.1. Division 31, Section "Site Clearing".

1.2.2.2. Division 31, Section "Earthwork”.

1.2.2.3. Division 32, Section "Landscape Maintenance".

1.3. DEFINITIONS

1.3.1. Finish Grade: Elevation of finished surface of planting soil.

1.3.2. Manufactured Soil: Soil produced off-site by homogeneously blending mineral soils or sand with stabilized organic soil amendments to produce topsoil or planting soil.

1.3.3. Planting Soil: Native or imported topsoil, manufactured topsoil, or surface soil modified to become topsoil; mixed with soil amendments.

1.3.4. Subgrade: Surface or elevation of subsoil remaining after completing excavation, or top surface of a fill or backfill immediately beneath planting soil.

1.3.5. Container-Grown Stock: Healthy, vigorous, well-rooted exterior plants grown in a container with well-established root system reaching sides of container and maintaining a firm ball when removed from container. Containers shall be rigid enough to hold ball shape and protect root mass during shipping and be sized according to ANSI Z60.1 for kind, type, and size of exterior plant required.

1.4. SUBMITTALS

1.4.1. Product Data: Contractor shall submit two (2) samples of the following for review and approval by Landscape Architect prior to delivery and installation:

1.4.1.1. Bark mulch

1.4.1.2. Soil amendment(s)

1.4.2. Product Certificates

1.4.2.1. For soil amendments and fertilizers, signed by product manufacturer.

1.4.2.2. Each seed mixture for hydroseed and/or sod identifying source, including name and telephone number of supplier.

1.4.3. Material Test Reports: For soils analysis and imported topsoil.

1.4.4. Planting Schedule: Indicating anticipated planting dates for each type of planting.

1.4.5. Maintenance Instructions: Recommended procedures to be established by Owner for maintenance of plant material during a calendar year. Submit before expiration of required maintenance periods.

1.5. QUALITY ASSURANCE

1.5.1. Installer Qualifications: A qualified landscape installer whose work has resulted in successful plant establishment.

1.5.1.1. Installer's Field Supervision: Require Installer to maintain an experienced full-time supervisor on Project site when planting is in progress.

1.5.2. Soil-Testing Laboratory Qualifications: An independent laboratory, recognized by the State Department of Agriculture, with the experience and capability to conduct the testing indicated and that specializes in types of tests to be performed.

1.5.3. Imported topsoil Analysis: Furnish soil analysis by a qualified soil-testing laboratory stating percentages of organic matter; gradation of sand, silt, and clay content; cation exchange capacity; sodium absorption ratio; deleterious material; pH; and mineral and plant-nutrient content of topsoil.

1.5.3.1. Report suitability of topsoil for lawn growth. State recommended quantities of nitrogen, phosphorus, and potash nutrients and soil amendments to be added to produce a satisfactory lawn.

1.5.4. Trees, shrubs, and groundcovers shall conform to ANSI Z60.1. Plants shall have sufficient roots to hold earth intact after rootball is removed from the container without being rootbound. Plants shall be approved or rejected at the Contracting Officer's discretion for damage, health, form, and size at any time before planting. Plant material that is in poor health or damaged prior to final acceptance or during the maintenance period shall be replaced by the Contractor within five (5) days of written notice by the owner.

1.5.5. Observation: Landscape Architect may observe trees and shrubs either at place of growth or at site before planting for compliance with requirements for genus, species, variety, size, and quality. Landscape Architect retains right to observe trees and shrubs further for size and condition of balls and root systems, insects, injuries, and latent defects and to reject unsatisfactory or defective material at any time during progress of work. Remove rejected trees or shrubs immediately from Project site.

1.5.5.1. Notify Landscape Architect of sources of planting materials 48 hours in advance of delivery to site.

1.5.6. Preconstruction meeting: Conduct preconstruction meeting at project site to comply with requirements set forth in the drawings and specifications.

1.6. DELIVERY, STORAGE, AND HANDLING

1.6.1. Sod: Harvest, deliver, store, and handle sod according to requirements in TPI's "Specifications for Turfgrass Sod Materials" and "Specifications for Turfgrass Sod Transplanting and Installation" in its "Guideline Specifications to Turfgrass Sodding."

1.6.2. Deliver trees, shrubs and ground cover after preparations for planting have been completed and install immediately. If planting is delayed more than six hours after delivery, set plant material in shade, protect from weather and mechanical damage, and keep roots moist.

1.6.2.1. Do not remove container-grown stock from containers before time of planting.

1.6.2.2. Water root systems of exterior plants stored on-site with fine-mist spray. Water as often as necessary to maintain root systems in a moist condition.

1.6.3. Stockpiling: Stockpiling on-site, off-site and at source should be restricted to no more than the needs of what can be used in a 24-hour period. Stockpiles should be no more than 6 feet in height to prevent anaerobic conditions within the pile(s). Stockpiles shall be sheltered from weather to prevent excessive water absorption and blowing by winds, as approved by the Owner.

1.7. SCHEDULING

1.7.1. Weather Limitations: Proceed with planting only when existing and forecasted weather conditions permit.

1.7.2. Install trees, shrubs and ground cover prior to placement of sod/seed and after irrigation system is installed and operable.

1.8. WARRANTY

1.8.1. Special Warranty: Warrant the following exterior plants, for the warranty period indicated, against defects including death and unsatisfactory growth, except for defects resulting from lack of adequate maintenance, neglect, or abuse by Owner, or incidents that are beyond Contractor's control.

1.8.1.1. Warranty Period for Trees, shrubs and ground cover: One year from date of final project acceptance.

1.8.1.2. Remove dead exterior plants immediately. Replace immediately unless required to plant in the succeeding planting season.

1.8.1.3. Replace exterior plants that are more than 25 percent dead or in an unhealthy condition at end of warranty period.

1.9. MAINTENANCE

1.9.1. Maintenance shall begin immediately after each area is planted and as described in Division 32, Section “Landscape Maintenance”.

2. PRODUCTS

2.1. SOD

2.1.1. Sod shall be the type and variety as specified on the plans. Furnish viable sod of uniform density, color, and texture, strongly rooted, and capable of vigorous growth and development when planted.

2.2. SHRUBS

2.2.1. General: Furnish nursery-grown trees and shrubs complying with ANSI Z60.1, with healthy root systems developed by transplanting or root pruning. Provide well-shaped, fully branched, healthy, vigorous stock free of disease, insects, eggs, larvae, and defects such as knots, sun scald, injuries, abrasions, and disfigurement.

2.2.2. Grade: Provide shrubs of sizes and grades complying with ANSI Z60.1 for type of trees and shrubs required. Shrubs of a larger size may be used if acceptable to Landscape Architect, with a proportionate increase in size of roots or balls.

2.2.3. When formal arrangements or consecutive order of shrubs is shown, select stock for uniform height and spread to assure symmetry in planting.

2.3. SHADE AND FLOWERING TREES

2.3.1. Shade Trees: Single-stem trees with straight trunk, well-balanced crown, and intact leader, of height and caliper indicated, complying with ANSI Z60.1 for type of trees required.

2.3.1.1. Branching Height: One-third to one-half of tree height.

2.3.2. Small/Multistem Trees: Branched or pruned naturally according to species and type, with relationship of caliper, height, and branching according to ANSI Z60.1.

2.4. TOPSOIL

2.4.1. Topsoil: ASTM D 5268, pH range of 5.5 to 7, free of stones 1 inch or larger in any dimension and other extraneous materials harmful to plant growth.

2.4.1.1. Topsoil Source: Reuse surface soil stockpiled on-site. Verify suitability of stockpiled surface soil to produce topsoil. Clean surface soil of roots, plants, sod, stones, clay lumps, and other extraneous materials harmful to plant growth.

2.4.1.1.1. Supplement with imported or manufactured topsoil from off-site sources when quantities are insufficient. Obtain topsoil displaced from naturally well-drained construction or mining sites where topsoil occurs at least 4 inches deep; do not obtain from agricultural land, bogs or marshes.

2.5. SOIL AMENDMENTS

2.5.1. Lime: ASTM C 602, agricultural limestone containing a minimum 80 percent calcium carbonate equivalent. Provide lime in form of dolomitic limestone.

2.5.2. Sulfur: Granular, biodegradable, containing a minimum of 90 percent sulfur, with a minimum 99 percent passing through No. 6 sieve and a maximum 10 percent passing through No. 40 sieve.

2.5.3. Iron Sulfate: Granulated ferrous sulfate containing a minimum of 20 percent iron and 10 percent sulfur.

2.5.4. Agricultural Gypsum: Finely ground, containing a minimum of 90 percent calcium sulfate.

2.5.5. Compost: Well-composted, stable, and weed-free organic matter, pH range of 5.5 to 8; moisture content 35 to 55 percent by weight; 100 percent passing through 1-inch sieve; soluble salt content of 5 to 10 decisiemens; not exceeding 0.5 percent inert contaminants and free of substances toxic to plantings; and as follows:

2.5.5.1. Organic Matter Content: 50 percent of dry weight.

2.5.5.2. Feedstock: Agricultural, food, or industrial residuals; biosolids; yard trimmings; or source-separated or compostable mixed solid waste.

2.6. FERTILIZER

2.6.1. Commercial Fertilizer: Commercial-grade complete fertilizer of neutral character, consisting of fast- and slow-release nitrogen, 50 percent derived from natural organic sources of urea formaldehyde, phosphorous, and potassium in the following composition:

2.6.1.1. Composition: 1 lb/1000 sq. ft. of actual nitrogen, 4 percent phosphorous, and 2 percent potassium, by weight.

2.6.1.2. Composition: Nitrogen, phosphorous, and potassium in amounts recommended in soil reports from a qualified soil-testing agency.

2.6.2. Slow-Release Fertilizer: Granular or pelleted fertilizer consisting of 50 percent water-insoluble nitrogen, phosphorus, and potassium in the following composition:

2.6.2.1. Composition: 20 percent nitrogen, 10 percent phosphorous, and 10 percent potassium, by weight.

2.6.3. Turf Starter Fertilizer: Shall consist of the following percents by weight:

12% nitrogen, 20% phosphoric acid, 0% potash

2.7. PLANTING ACCESSORIES

2.7.1. Selective Herbicides: EPA registered and approved, of type recommended by manufacturer for application.

2.7.2. Fiber Mulch: Biodegradable, dyed-wood, cellulose-fiber mulch; nontoxic; landscape grade walk-on bark from Redi-Gro Corporation.

2.7.3. Weed Control Barriers

2.7.3.1. Polyethylene Sheeting: ASTM D 4397, black, 0.006-inch- minimum thickness.

2.7.3.2. Nonwoven Fabric: Polypropylene or polyester fabric, 3 oz./sq. yd. minimum.

2.7.3.3. Composite Fabric: Woven, needle-punched polypropylene substrate bonded to a nonwoven polypropylene fabric, 4.8 oz./sq. yd.

2.7.4. Erosion Control Materials

2.7.4.1. Erosion-Control Blankets: Biodegradable wood excelsior, straw, or coconut-fiber mat enclosed in a photodegradable plastic mesh. Include manufacturer's recommended steel wire staples.

2.7.4.2. Erosion-Control Fiber Mesh: Biodegradable twisted jute or spun-coir mesh, a minimum of 0.92 lb/sq. yd., with 50 to 65 percent open area. Include manufacturer's recommended steel wire staples.

2.7.5. SAND: Clean, washed, natural or manufactured, free of toxic materials.

2.7.6. TREE STAKE

2.7.6.1. Reddy Stake system.

2.7.6.2. Wood Tree Stakes-Lodge pole pine stakes full-length treated with copper naphthanate. Minimum nominal size: two (2) inches in diameter x ten feet (2" x 10') long and pointed at one (1) end (adjust length to fit tree). Stakes shall be free from knots, checks, splits, or disfigurements.

2.7.6.3. Ties: 24" length Cinch Tie as manufactured by V.I.T. Company.

3. EXECUTION

3.1. EXAMINATION

3.1.1. Examine areas to receive plant material for compliance with requirements and other conditions affecting performance. Proceed with installation only after unsatisfactory conditions have been corrected.

3.2. PREPARATION

3.2.1. Protect structures, utilities, sidewalks, pavements, and other facilities, trees, shrubs, and plantings from damage caused by planting operations.

3.2.1.1. Protect adjacent and adjoining areas from hydroseeding overspray.

3.2.2. Provide erosion-control measures to prevent erosion or displacement of soils and discharge soil-bearing water runoff or airborne dust to adjacent properties and walkways.

3.2.3. PLANTER AREAS

3.2.3.1. All planter areas shall be weed free at time of planting.

3.2.3.2. Loosen subgrade to a minimum depth of six inches. Remove stones larger than 1 inch in any dimension and sticks, roots, rubbish, and other extraneous matter and legally dispose of them off Owner's property.

3.2.3.3. Contractor shall provide a soils report prepared by a qualified soils specialist prior to the start of planting to determine amendments and application rates. A copy of the final soils report shall be provided to the Landscape Architect for approval prior to planting.

3.2.3.3.1. Soil amendments shall be spread into the top six inches of soil by a tiller per the soils report.

3.2.3.4. The irrigation system shall be run to compact/settle all areas to a minimum depth of 12” prior to planting.

3.2.4. FINISH GRADES

3.2.4.1. Finish grading shall ensure proper drainage of the site.

3.2.4.2. Finish grades shall be established to a minimum depth adjacent to, but not limited to valve boxes, drains, manholes, sidewalks, concrete flatwork, etc. as follows:

3.2.4.2.1. Shrub and ground cover areas: 3½” below.

3.2.4.2.2. Sod areas: 1½” below

3.2.4.2.3. Seed areas: 1” below

3.2.4.3. Provide new planting soil to fill low spots to meet finish grades.

3.2.4.4. Limit fine grading to areas that can be planted in the immediate future.

3.2.4.5. Restore planting beds if eroded or otherwise disturbed after finish grading and before planting.

3.2.4.6. Grade planting beds to a smooth, uniform surface plane with loose, uniformly fine texture. Roll and rake, remove ridges, and fill depressions to meet finish grades.

3.3. INSTALLATION

3.3.1. SOD

3.3.1.1. Lay sod within 24 hours of harvesting. Do not lay sod if dormant or if ground is frozen or muddy.

3.3.1.2. Spread turf starter fertilizer onto the soil evenly at the rate of four (4) pounds per 1,000 square feet of lawn area.

3.3.1.3. Lay sod to form a solid mass with tightly fitted joints. Butt ends and sides of sod; do not stretch or overlap. Stagger sod strips or pads to offset joints in adjacent courses. Avoid damage to subgrade or sod during installation. Tamp and roll lightly to ensure contact with subgrade, eliminate air pockets, and form a smooth surface. Work sifted soil or fine sand into minor cracks between pieces of sod; remove excess to avoid smothering sod and adjacent grass.

3.3.1.4. Use a sharp knife to cut sod to fit curves, edges and irrigation heads.

3.3.1.5. Water intermittently to prevent drying when laying large areas of sod.

3.3.1.6. Saturate sod with fine water spray within two hours of planting. During first week, water daily or more frequently as necessary to maintain moist soil to a minimum depth of 1-1/2 inches below sod.

3.3.1.7. Moisten prepared lawn areas before planting if soil is dry. Water thoroughly and allow surface to dry before planting. Do not create muddy soil.

3.3.1.8. Restore areas if eroded or otherwise disturbed after finish grading and before planting.

3.3.2. SATISFACTORY TURF CONDITIONS

3.3.2.1. Sod

3.3.2.1.1. At end of maintenance period, a healthy, well-rooted, even-colored, viable lawn has been established, free of weeds, open joints, bare areas, and surface irregularities.

3.3.3. TREE, SHRUB AND GROUND COVER PLANTING

3.3.3.1. Layout individual tree, shrub and ground cover locations and areas for multiple plantings. Stake locations, outline areas, adjust locations when requested, and obtain Landscape Architect's acceptance of layout before planting. Make minor adjustments as required.

3.3.3.2. Dig holes large enough to allow spreading of roots, and backfill with planting soil.

3.3.3.3. Work soil around roots to eliminate air pockets and leave a slight saucer indentation around plants to hold water.

3.3.3.4. Water thoroughly after planting, taking care not to cover plant crowns with wet soil.

3.3.3.5. Protect plants from hot sun and wind; remove protection if plants show evidence of recovery from transplanting shock.

3.3.4. PLANTING BACKFILL MIX

3.3.4.1. Backfill mix shall be amended with a combination of rock-free native soil and soil amendments and fertilizer per soils report.

3.4. CLEANUP AND PROTECTION

3.4.1. Promptly remove soil and debris created by plant installation from paved areas. Clean wheels of vehicles before leaving site to avoid tracking soil onto roads, walks, or other paved areas.

3.4.2. Erect barricades and warning signs as required to protect newly planted areas from traffic. Maintain barricades throughout maintenance period and remove after plant maintenance is established.

3.4.3. Remove erosion-control measures after establishment period.

END OF SECTION

CITY OF BISHOP - FIELD 6, PHASE 1 PROJECT - ENGINEER'S ESTIMATE BID ESTIMATE

FIELD 6 ENHANCEMENT PROJECT

6/17/2026

Base Bid

Item Number	Description	Qty	Unit	Unit Cost	Total Cost
1	Mobilization, Traffic Control, and Best Management Practices	1	LS	$113,100.00	$113,100.00
2	Clear and Grub	22,708	SY	$3.00	$68,124.00
3	Remove Tree	3	EA	$5,000.00	$15,000.00
4	Remove and Salvage Existing Surface Amenities	1	LS	$3,500.00	$3,500.00
5	Remove Staked Fence	174	LF	$3.00	$522.00
6	Remove Chainlink Fence	287	LF	$20.00	$5,740.00
7	Remove 12" Storm Drain Pipe	16	LF	$70.00	$1,120.00
8	Remove and Replace PCC Curb and Gutter	17	LF	$200.00	$3,400.00
9	Remove and Replace PCC Sidewalk	171	SF	$28.00	$4,788.00
10	Earthwork (Cut to Fill)	5,930	CY	$20.00	$118,600.00
11	Place Topsoil	1,635	CY	$130.00	$212,550.00
12	Construct Permanent Bituminous Pavement Patch	974	SF	$18.00	$17,532.00
13	Install 12" CMP	32	LF	$200.00	$6,400.00
14	Install 12" CMP Flared End Section	4	EA	$1,000.00	$4,000.00
15	Install Temporary Staked Fence	426	LF	$10.00	$4,260.00
16	Construct 4' Chainlink Fence	261	LF	$30.00	$7,830.00
17	Construct 6' Chainlink Fence	500	LF	$50.00	$25,000.00
18	Construct 4' Rolling Gate	1	EA	$1,000.00	$1,000.00
19	Construct Decomposed Granite Path	900	SF	$15.00	$13,500.00
20	Install 3" Domestic Water Meter	1	EA	$10,000.00	$10,000.00
21	Install 3" RP Backflow Preventer with Enclosure	1	EA	$7,500.00	$7,500.00
22	Install Overhead Irrigation	125,628	SF	$1.00	$125,628.00
23	Remove Existing Irrigation	1	ALLOW	$3,500.00	$3,500.00
24	Install Irrigation Controller with Sensors	1	EA	$5,000.00	$5,000.00
25	Install Booster Pump	1	EA	$45,000.00	$45,000.00
26	Install Class 315 PVC Mainline	1,000	LF	$20.00	$20,000.00
27	Install Flow Sensor	1	EA	$500.00	$500.00
28	Install Master Valve	1	EA	$1,500.00	$1,500.00
29	Install 1" Quick Couplers w/ Valve Box	5	EA	$700.00	$3,500.00
30	Install Gate Valves w/ Valve Box	3	EA	$2,000.00	$6,000.00
31	Install Electric Remote Control Valves w/ Valve Box	16	EA	$400.00	$6,400.00
32	Install Non-Irrigated Hydroseed	84,670	SF	$0.10	$8,467.00
33	Install Redwood Headerboard	1,420	LF	$3.00	$4,260.00
34	Install Turf Sod	123,038	SF	$1.00	$123,038.00
35	Provide 120 Day Landscape Maintenance Period	1	LS	$5,000.00	$5,000.00
36	Place Soccer Field Markings	1	LS	$1,000.00	$1,000.00
37	Install Soccer Goal & Netting	2	EA	$4,000.00	$8,000.00
38	Electrical Trench & Backfill	1,040	LF	$80.00	$83,200.00
39	Construct Electrical Improvements	1	LS	$100,700.00	$100,700.00
40	Construction Contingency	1	LS	$50,000.00	$50,000.00
		Total Construction Cost =			$1,244,159.00

SCE Improvements Cost =	$50,000.00
Grand Total =	**$1,294,200**

Agenda Item: 11.E
Date of Meeting: June 22, 2026
Department: Community Services

STAFF REPORT

To:	City Council
From:	Dan McElroy
Subject:	**Adoption of the Bishop City Park Master Plan**
Prepared On:	June 16, 2026
Attachments:	Bishop Parks Master Plan Final Appendix A - Public Comments Appendix B - Existing Facilities Summary Appendix C - Preliminary Estimate

---

Background/History:

The Bishop City Park Master Plan was initiated to establish a comprehensive long-range vision for the Bishop City Park, recreational facilities, open spaces, and community amenities. The Master Plan evaluates existing park conditions, identifies current and future recreational needs, and provides recommendations for improvements that support the City's goals for quality of life, health, wellness, and community engagement.

The planning process was aided by selected vendor Wood Rodgers and included extensive public outreach and stakeholder engagement, including community workshops, surveys, meetings with user groups, and consultation with City commissions and advisory bodies. Input received throughout the process helped shape the goals, priorities, and recommendations contained within the Master Plan.

The resulting document provides a framework to guide park development and investments over the next 10 to 20 years and serves as a resource for future grant opportunities, capital improvement planning, and policy decisions.

Analysis/Discussion:

The Bishop City Park Master Plan establishes a community-driven vision for the future of the Bishop City Park. Key components of the Plan include:

• Assessment of existing park facilities and amenities.
• Evaluation of recreational trends and community needs.
• Identification of deficiencies and opportunities within the park system.
• Recommendations for park improvements, renovations, and new amenities.

• Implementation priorities and potential funding opportunities.

Major recommendations of the Master Plan include:

• Rehabilitation and modernization of aging park infrastructure.
• Expansion and enhancement of recreational opportunities for all age groups.
• Improved accessibility and compliance with ADA requirements.
• Development of additional community gathering spaces.
• Enhancement of sports fields, courts, and trail connections.
• Establishment of maintenance and replacement strategies to preserve public assets.

The Master Plan is intended to be a flexible planning document that can be implemented incrementally as funding becomes available. Adoption of the Plan does not commit the City to any specific project expenditure; rather, it provides policy direction and a framework for future decision-making.

Public participation was a critical component of the Master Plan process. Outreach efforts included:

• Community workshops and public meetings.
• Online and in-person surveys.
• Presentations to City Paks and Recreation Commission.
• Public review of draft plan documents.

Community feedback consistently emphasized the importance of maintaining existing facilities, enhancing recreational opportunities, improving accessibility, and planning for future population needs.

Impacts to Council Goals and Strategic Planning Priorities:
The Bishop City Park Master Plan was identified as a priority for the City of Bishop Strategic Plan.

Budget Impacts:
There is no immediate fiscal impact associated with adoption of the City Park Master Plan.

Legal Review:
Attorney Pucci has reviewed this item and find that the recommended action complies with the law.

Recommended Action:

- Adopt the Bishop City Park Master Plan as the City's guiding document for future park development, improvements, maintenance, and recreational facility planning.
- Authorize staff to utilize the Master Plan in establishing future capital improvement priorities, grant applications, and funding strategies.

Approved By: Pam Foster 6/16/2026
Approved By:
Approved By:
Approved By:

City of Bishop

City Park Master Plan

DRAFT | June, 2026

Contents

1. Introduction 3
2. Park Master Plan Goals 5
3. Existing Conditions 6
4. Public Outreach Summary 11
5. Park Master Plan 13
6. Implementation Plan 15

Appendix A: Public Outreach 17
Appendix B: Existing Park Inventory 18
Appendix C: Planning Level Cost Estimates 19

Prepared for:

Prepared By:

WOOD RODGERS

Acknowledgements

The City of Bishop: City Park Master Plan is the result of the collective expertise and passion of the many stakeholders and participants involved in the project. This document is fueled by the community's deep connection to the park's history and its vital role in the region. Designed as a living document, it provides a guiding vision intended to serve the evolving needs of the public for years to come.

City Council Members

- Stephen Muchovej, Mayor
- Dennis Freundt, Mayor Pro Tem
- Karen Schwartz, Council Member
- Jose Garcia, Council Member
- Karen Kong, Council Member

Parks and Recreation Commission Members

- Lisa Manuelito
- John Weatherford
- Kim Partridge
- Patty Cummings
- Cheryl Underhill

City of Bishop Government Officials

- Pam Foster, City Administrator
- Dan McElroy, Community Services Director
- Anastasiia Budnyk, Principal Planner

1. INTRODUCTION

The City of Bishop, California is located in the Owens Valley serving as a year-round recreation gateway providing access to the Sierra Nevada Mountains on the west and the White Mountains to the east. Bishop is home to 3,819 residents[1] within the City limits but serves the larger regional population of over 10,000 people[2]. Located on US 395, Bishop sees thousands of visitors each year heading to the surrounding world class recreation opportunities ranging from rock climbing, hiking, mountain biking, fishing, camping, skiing, and more. While many take advantage of the surrounding outdoor recreation opportunities, the City of Bishop also provides local recreation opportunities for the surrounding community and visitors through the park, which is also host to many regional community events.

Populations Within 50 Miles of Bishop Park

Distance	Population Within Distance
10 Miles	10,831
20 Miles	13,540
30 Miles	15,006
40 Miles	22,476
50 Miles	23,087

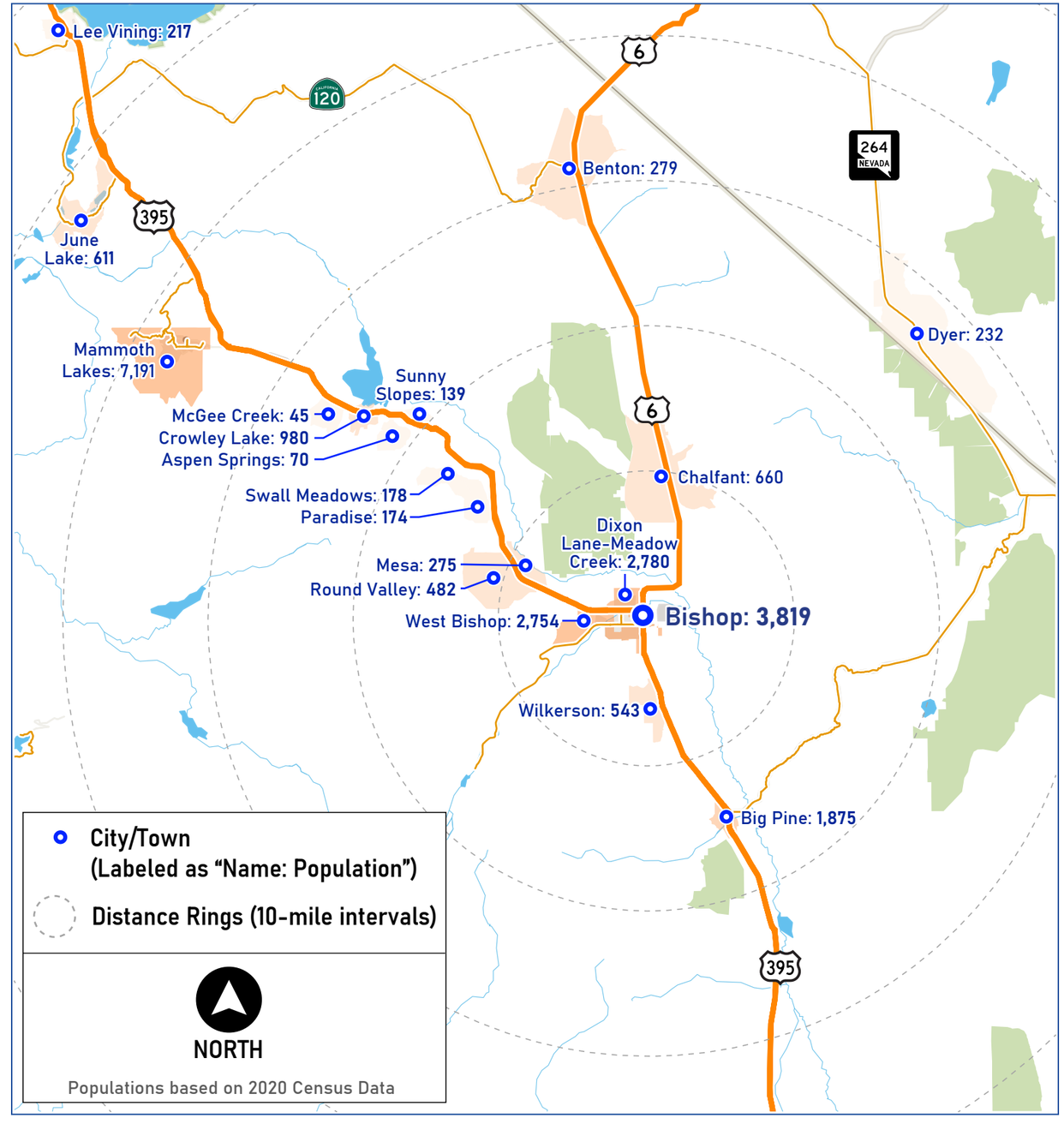

Figure 1: *City of Bishop Vicinity Map 10-Mile with Distance Rings*

1 Source: US Census Bureau: 2020 Decennial Census, https://bit.ly/48sLs56
2 Source: City of Bishop: Demographics, https://bit.ly/3QSLY6p

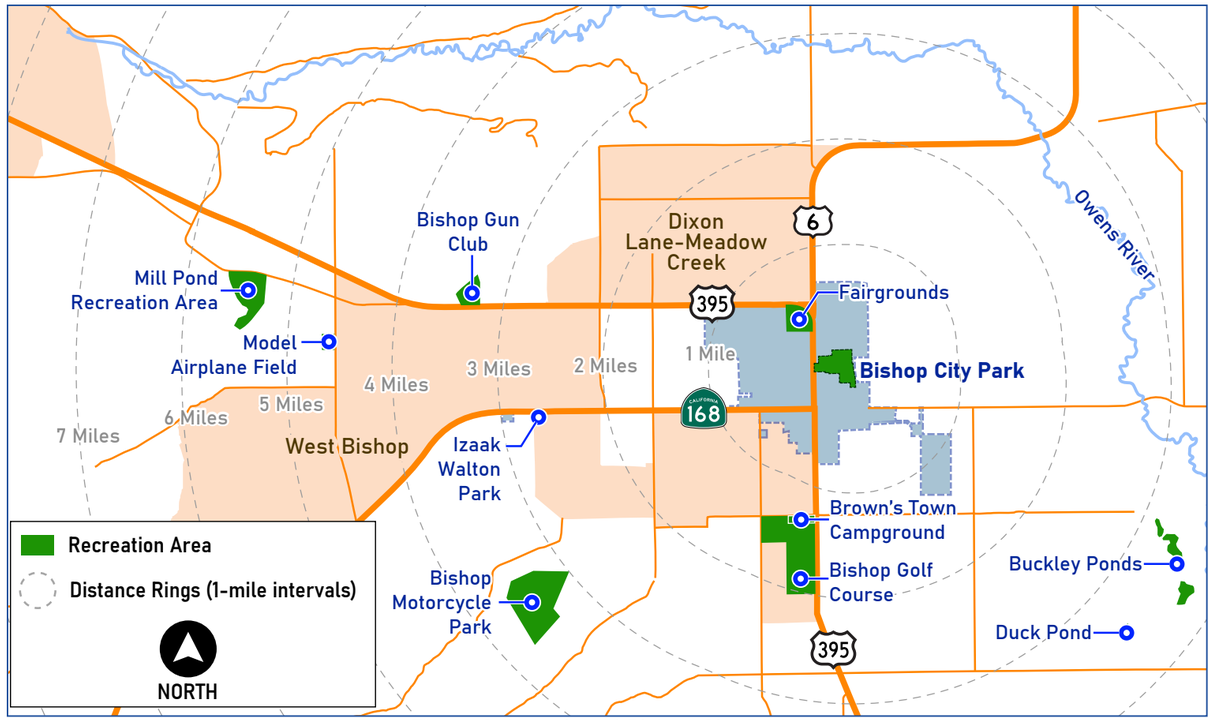

Figure 2: *Location of Bishop City Park*

The Park includes ±49.5 Acres in the heart of the community providing recreation opportunities such as soccer, softball, baseball, swimming, tennis, pickleball, volleyball, football, playgrounds, skateboarding, mountain biking, and community gardening. Events hosted at the park include Mule Days, Labor Day Arts & Crafts Festival, Community Band Concerts, Earth Day, Trunk or Treat, Softball / Tennis tournaments, Big Day in the Park (4th of July), Tree Lighting Ceremony Christmas Parade, Arbor Day, Bishop Invitational, and Twilight Swim Meet.

Established in the 1970s, the Park has continued to evolve with the City over the last 50+ years with various improvements to support the community and transforming into a recreation hub for the surrounding area. Previous Master Plans were developed in 1990, 2002, 2008, and 2009. Much of the park land is owned by Los Angeles Department of Water & Power (LADWP) and the City of Bishop has a long-term lease to operate the park on these lands. The City of Bishop owns ±6.5 acres of the Park. The Park is an important element of the community and continues to be a top priority for the City of Bishop. The City of Bishop Park Master Plan provides a guiding vision for implementing future park improvements.

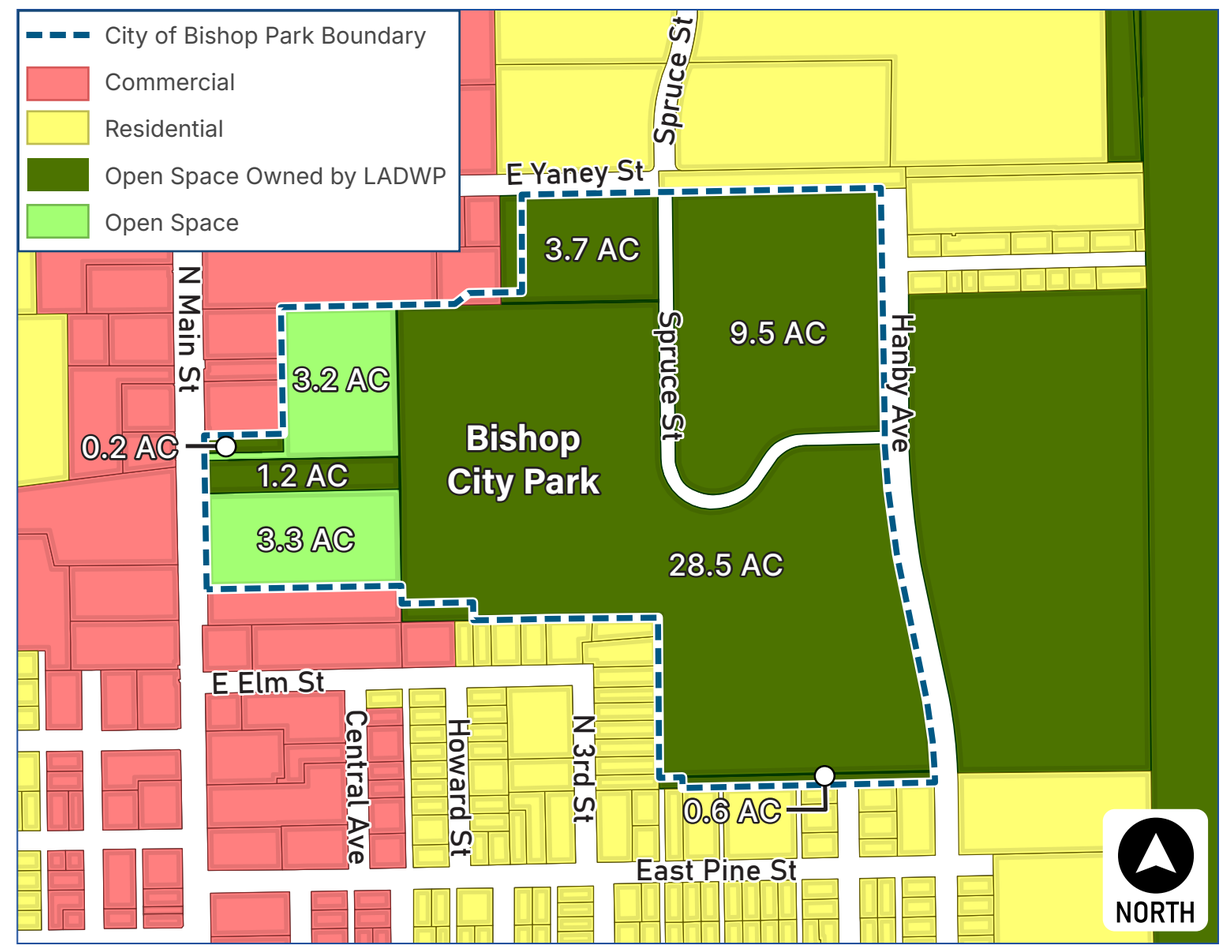

Figure 3: *Zoning and Ownership*

2. PARK MASTER PLAN GOALS

The list of goals are intended to guide the City's decisionmakers in determining how to adequately serve the recreational needs of Bishops current and future residents as the city continues to grow.

Goal 1
Create an actionable plan for future development.

Goal 2
Increase outdoor recreational opportunities and recreational use of the area's vast open space network.

Goal 3
Prevent the degradation of the City's recreational resources.

Goal 4
Upgrade the existing facilities in Bishop City Park to reflect the current demand for recreational activities.

Goal 5
Secure and maintain long-term funding sources for recreational opportunities within the community.

3. EXISTING CONDITIONS

The following section provides an overview of the City of Bishop community profile, who the Park primarily serves, current Park budget allocations, existing Park amenities including who is using the fields, and key take aways from field observations, and staff and stakeholder input that were considered in developing the updated Park Master Plan. Existing conditions and trends help shape decisions for implementing the Park Master Plan based on current priorities and future community needs.

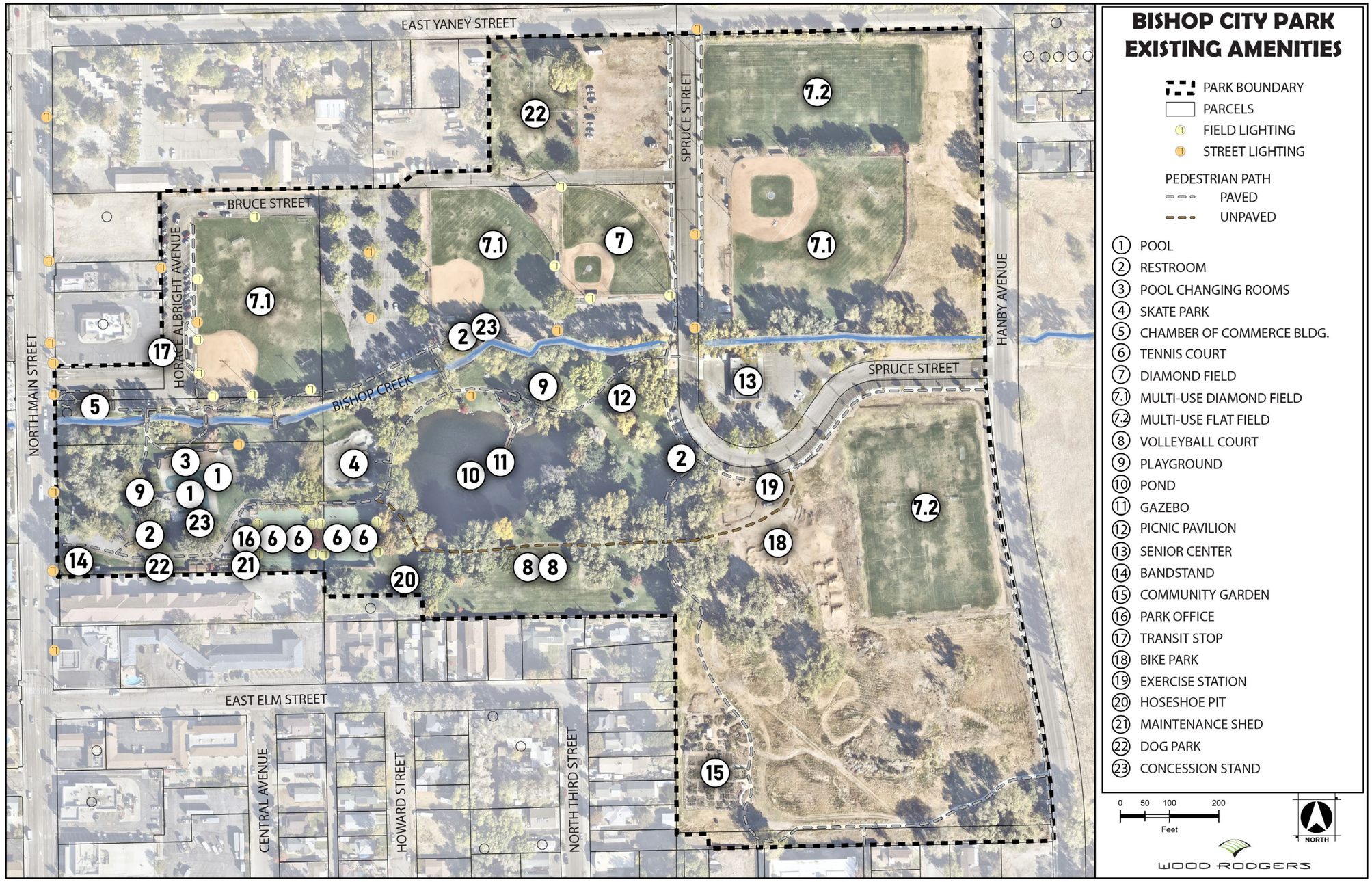

Demographics & Statistics

City of Bishop Quick Facts

3,819 Total Population	**51.2** Median Age
57% Bachelor's Degree or Higher	**51%** Employment Rate
2,370 Total Housing Units	**2,133** Total Housholds
5.5% No Health Coverage	

2024 Median Household Income

State of California	$100,149
Inyo County	$73,991
City of Bishop	$83,686

Source: US Census Bureau - American Community Survey 2024 Estimates

Estimated Age Composition

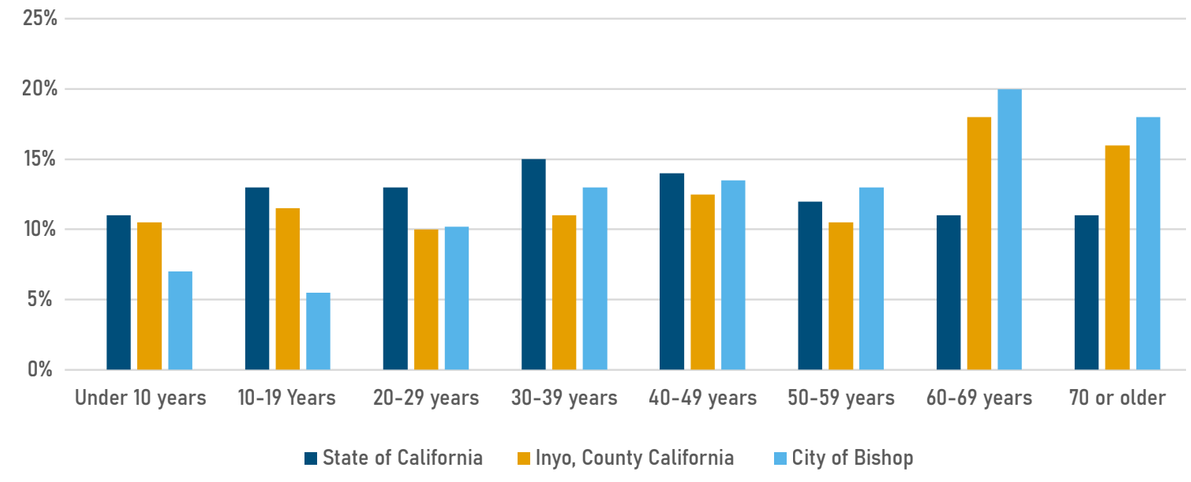

California Climate Investments Priority Population Map

City/Town Boundary

NORTH

Priority Populations

- DAC 1/2 mile neighbor: low-income community
- DAC 1/2 mile neighbor: low-income household eligible
- Disadvantaged community: Tribal land, Low-income community
- Low-income community
- Not a priority population area: low-income households are eligible

The priority populations map contains spatial data identifying disadvantaged communities and low-income communities for the purposes of California Climate Investments, consistent with California Environmental Protection Agency's (CalEPA) disadvantaged communities (DAC) designations.

Source: https://bit.ly/48JOzps

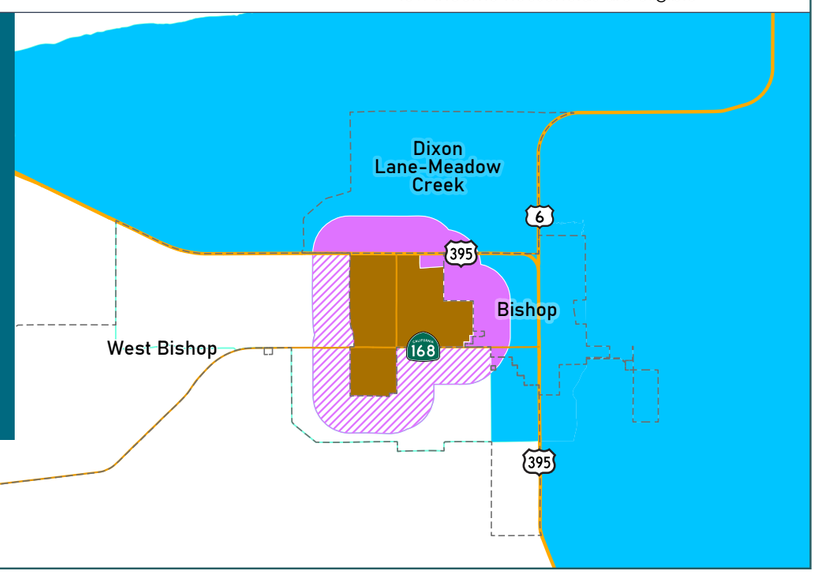

Racial and Ethnic Distribution

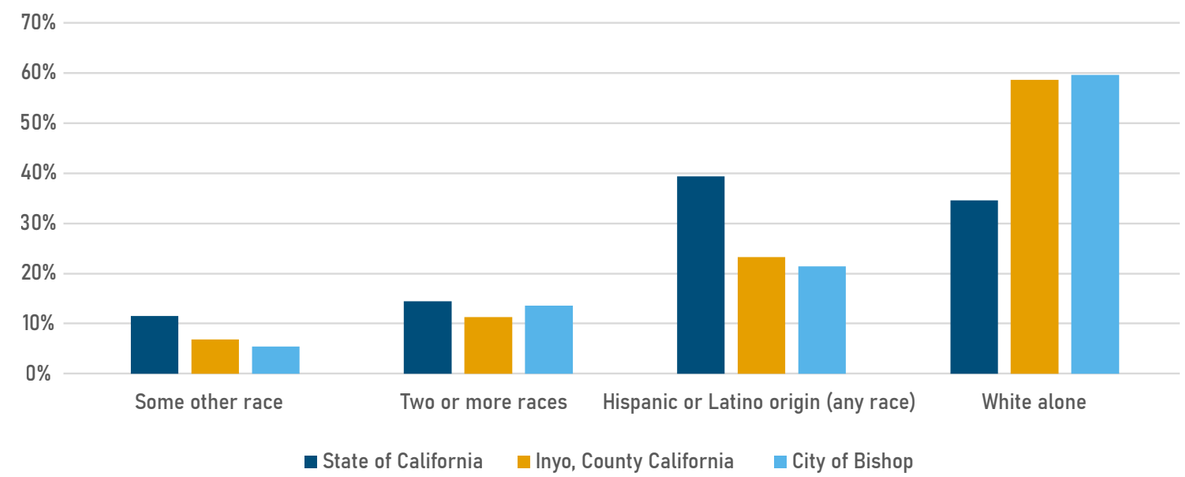

City of Bishop Parks and Recreation Adopted Budget, 2025-2026

Total Adopted Budget: ~$1.5m

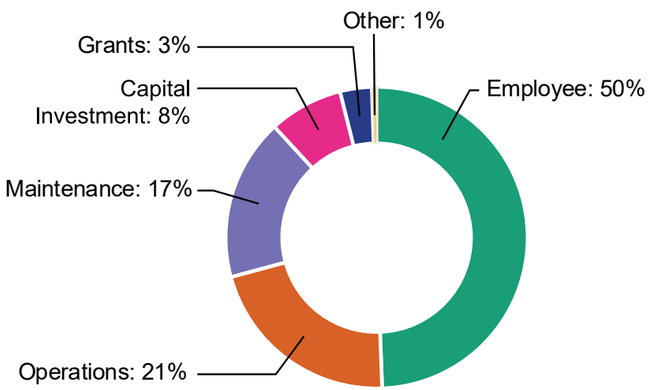



Parks and Recreation Standards

	NRPA Standards (<20,000 Residents) [1]	City of Bishop (3,819 Residents)			Meets or Exceeds NRPA Standards
Median Acres of Parkland per 1000 Residents	12.9	13.1			✓
Number of Residents per Park	1,001	3,819			✗
Outdoor Facility Description	**Number of Facilities per Residents**	**Number of Facilities per Residents**	**NRPA Recommended Facilities for City of Bishop Population [2]**	**City Park: Existing Amenities**	**Meets or Exceeds NRPA Standards**
Playgrounds	1 per 2000	1 per 1909	1.9	2	✓
Basketball [3]	1 per 4479	0 per 3819	0.9	0	✗
Diamond Fields	1 per 1958	1 per 955	2.0	4	✓
Rectangular Fields	1 per 2578	1 per 1909	1.5	2	✓
Tennis Court [3]	1 per 3500	1 per 1909	1.1	2	✓
Multi-Use Court	1 per 3900	1 per 1909	1.0	2	✓
Pickleball Court [3]	1 per 3483	0 per 3819	1.1	0	✗
Dog Parks	1 per 10188	1 per 3819	0.4	1	✓
Community Gardens	1 per 8800	1 per 3819	0.4	1	✓
Swimming Pools	1 per 9745	1 per 3819	0.4	1	✓
Splash Pads	1 per 13,391	0 per 3819	0.3	0	✗
Skateboard Parks	1 per 10776	1 per 3819	0.4	1	✓
Volleyball Courts	1 per 7075	1 per 1909	0.5	2	✓
Fitness Zones	1 per 8274	1 per 3819	0.5	1	✓

1. 2025 NRPA Agency Performance Review
2. NRPA Recommended Facilities: (City of Bishop Population (3,819)) / (NRPA Residents per Facility)
3. Dedicated to a Single Sport (not Multiuse)

Fields

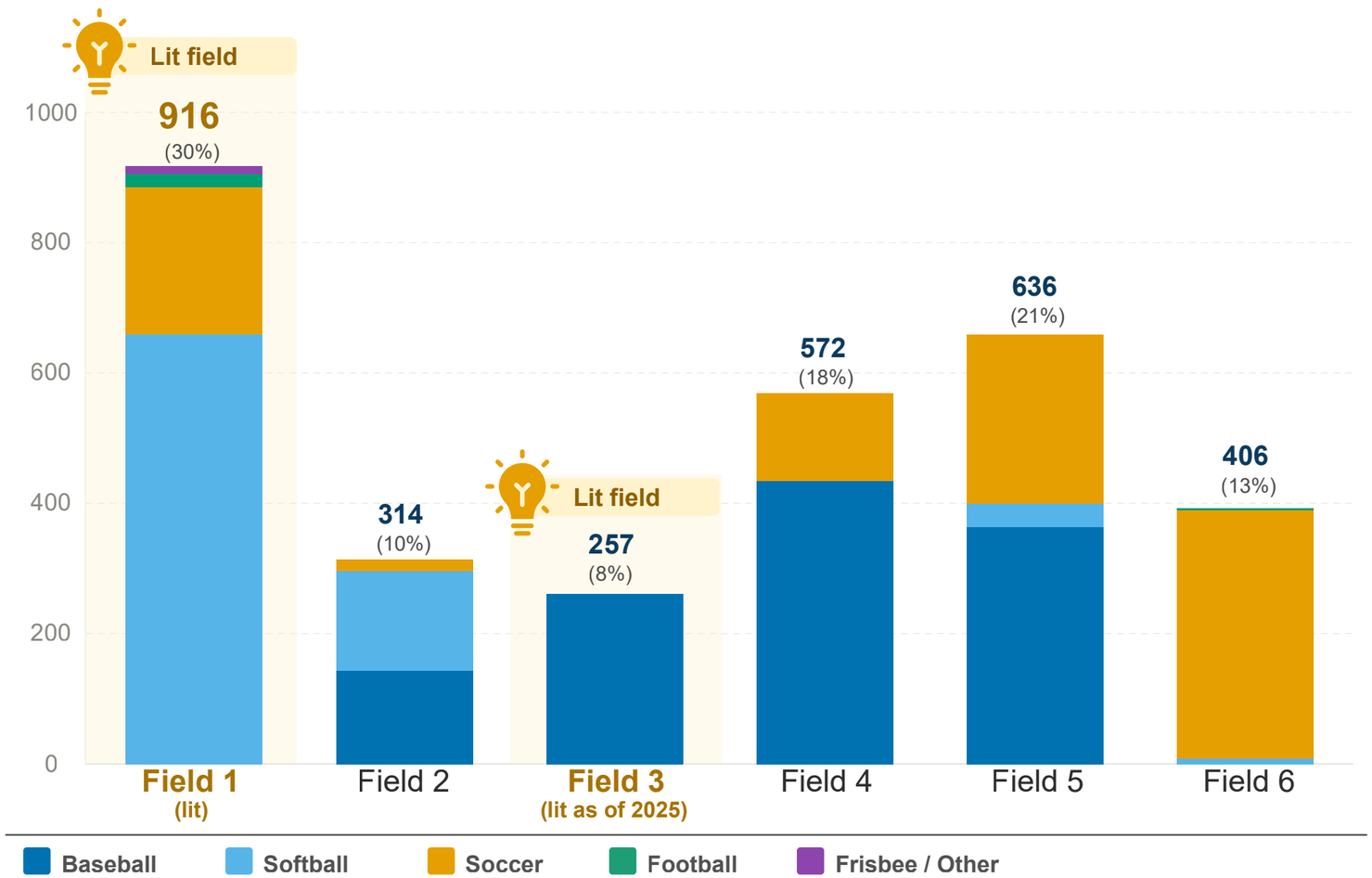

GRAND TOTAL
3,101 Uses

Field 1 & 3
Only Lit Fields
1,173
scheduled uses

38%
of all park field use

Next highest:
Field 5 — 636
(no lights)

Lighting drives demand.

Field 1 handles 44% more uses than Field 5 despite similar sports

Source: City of Bishop Parks & Recreation 2023

Key Takeaways and Needs

Standards and Funding

- Satisfies National Recreation & Parks Association (NRPA) comparative standards for Median Acres of Parkland per 1000 Residents
- Does not satisfy NRPA comparative standards for number of residents per Park (Exceeds baseline variable)
- Satisfies many NRPA comparative standards for outdoor facilities per resident
- Does not satisfy NRPA comparative standards for outdoor Basketball, Pickleball, Splashpad
- Serves low-income & disadvantaged communities → grant funding opportunity

Infrastructure & Facilities

- A-Frame needs major rehab or replacement
- Parking lots, bike/pedestrian paths need repair + ADA improvements
- Maintenance staff needs improved facilities
- Field 6 needs replacement

Lighting & Fields

- Lit fields provide nearly double the use – add lights to all fields

New & Expanded Amenities

- Indoor recreation facilities remain a top community priority
- Roller hockey, basketball, replacement of outdated equipment
- Separate pickleball and tennis courts

Partnership & Safety

- Partner with LADWP for land purchase/lease and future expansion
- Improve park safety – cameras, lighting, safe bike/pedestrian routes

BISHOP CITY PARK OPPORTUNITY & CONSTRAINTS MAP
OPPORTUNITY AREA LEGEND
CURRENT USE
A FLEX PARKING
B FLEX PARKING
C FLEX PARKING
D PORTION OF FIELD 6
E OPEN SPACE
NEW PEDESTRIAN SIDEWALK (FUTURE CITY INITIATIVE)
EAST YANEY STREET
DOG PARK
A
SPRUCE STREET
FIELD 5
SOCCER
B
BRUCE STREET
HORACE ALBRIGHT AVENUE
FIELD 1
MIXED USE:
BASEBALL
SOFTBALL
SOCCER
FIELD 2
MIXED USE:
BASEBALL
SOFTBALL
SOCCER
FIELD 3
BASEBALL
(LITTLE LEAGUE)
FIELD 4
MIXED USE:
BASEBALL
SOFTBALL
SOCCER
C
HANBY AVENUE
NORTH MAIN STREET
BISHOP CREEK
SPRUCE STREET
D
SKATE PARK
POND
POOL
TENNIS / PICKLEBALL
BIKE PARK
FIELD 6
(RELOCATION)
MIXED USE
SOCCER
FOOTBALL
EAST ELM STREET
E
CENTRAL AVENUE
HOWARD STREET
NORTH THIRD STREET
0 50 100 200
Feet
NORTH
WOOD RODGERS

4. PUBLIC OUTREACH SUMMARY

The City of Bishop engaged the community through two public outreach efforts to inform the City Park Master Plan. An online survey collected 890 responses from residents, park users, and regional visitors, with 260 participants providing additional written comments. A community workshop provided an opportunity for in-person engagement, drawing 50+ attendees who submitted 72 written comments via activity boards. Combined, these efforts reached approximately 940 community participants.

Survey respondents were predominantly residents within Bishop city limits (59%), with additional participation from surrounding Inyo and Mono County communities. The largest respondent age group was 31–50 (57%), with strong representation across all age groups. Respondents identified primarily as community members and residents (78%), with significant participation from parents and guardians (46%) and coaches (13%), reflecting the park's importance as a hub for youth sports and family recreation.

Survey Responses: Demographics

Where Do You Live

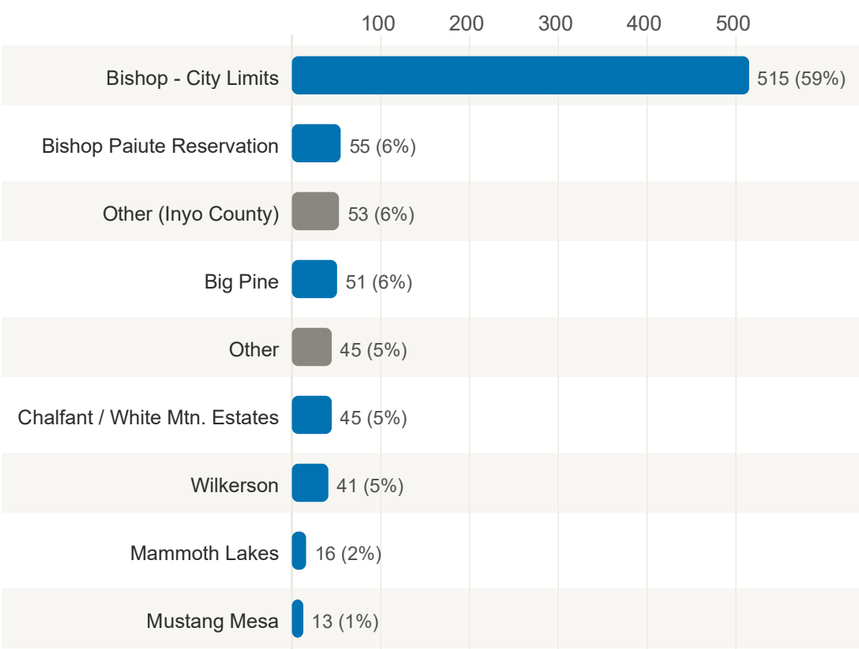

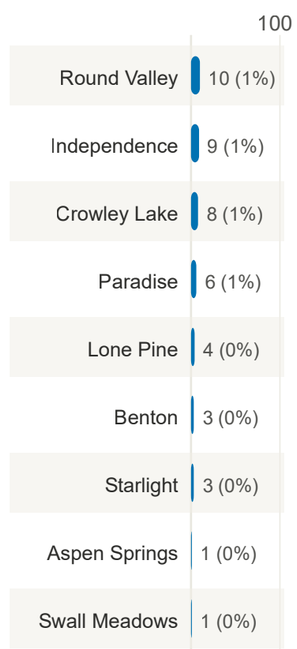

What is Your Age Group?

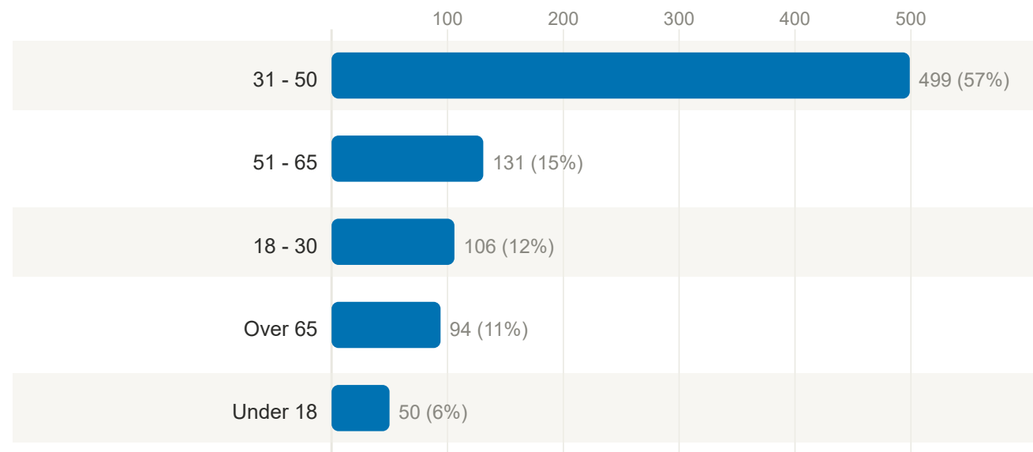

What is Your Relationship to Bishop City Park?

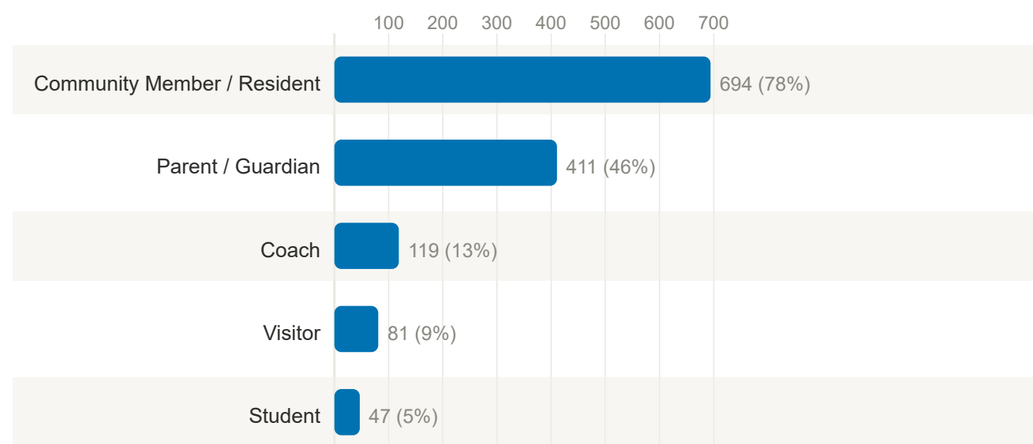

Common Renovation & Improvement Themes

Lighting

- Only two lit fields — causes scheduling bottlenecks and late youth games
- Tennis & pickleball lights require 48-hr advance reservation and $6/hr fee

Surface & Condition

- Volleyball sand is dangerous gravel — not actual sand
- Soccer fields are uneven with hazardous burned field lines
- Skate park transitions are abrupt and unsafe
- Walking paths are uneven tripping hazards — not ADA compliant
- Bike park jumps deteriorating without irrigation

Facilities

- Bathrooms unsafe, dirty, and inadequate — especially near ball fields
- Pool changing rooms and bathrooms in poor condition
- No restrooms near community garden or back fields
- Playground equipment dated, lacking shade

Access & Infrastructure

- No safe pedestrian crossings on Main Street
- No bike lanes connecting to park
- Community garden road unpaved and inaccessible
- No bike racks at park entrances

Missing Amenities

- No basketball courts — only major sport with no public facility in Bishop
- No year-round pool or indoor recreation space
- No splash pad despite extreme summer heat



Top Amenities The Community Would Like To See

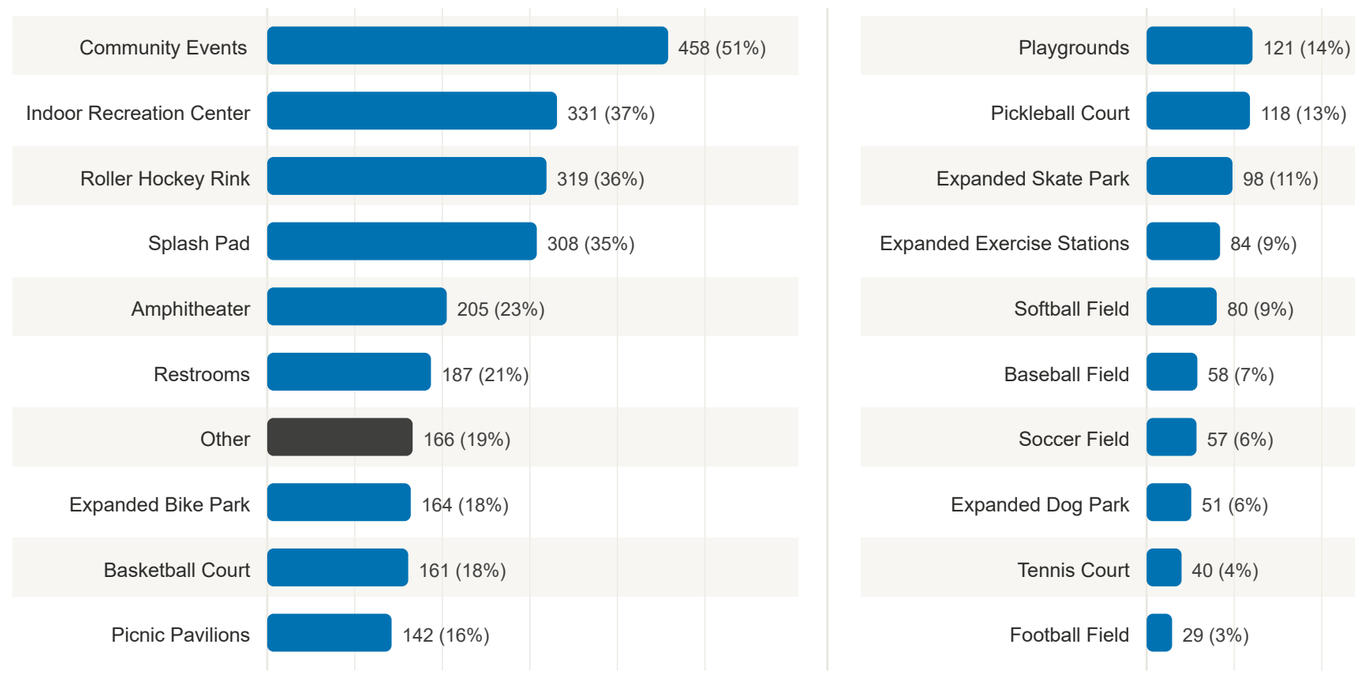

Community Voices

How They Feel About the Park Today

- **Widely loved**: Used daily by residents of all ages
- **Safety & cleanliness** are top concerns: restrooms, transient activity near family areas
- **Sports facilities** are heavily used but aging: soccer fields, volleyball courts, skate park
- **Scheduling conflicts** frustrate users: pickleball, pool hours, lit field access
- **Bike park** is a regional draw — residents want it protected and expanded

How They Feel About the Park Moving Forward

- **Year-round usability** is a priority: shade, splash pad, and indoor facilities for a high-desert climate
- **Basketball courts** are the #1 requested addition — the only major sport with no public facility in Bishop
- **Underserved groups** need more: girls softball, adult soccer, seniors, low-cost youth options
- **Infrastructure before new amenities** — better lighting and facility upgrades ranked above additions
- **Visitor Services** is a priority for many residents, with community discussion ongoing around the best path forward.

5. PARK MASTER PLAN

The Park Master Plan provides a guiding vision for future park improvements over the next 20+ years. A Master Plan is a living document and it is understood that the Park Master Plan may be amended or modified through the design phases in order to meet current standards and/or to provide modern amenities as projects are implemented. The Park Master Plan should be reviewed every five to ten years to ensure the proposed improvements reflect the most current City priorities, changes in demographics, and continue to compliment other guiding documents and plans.

Additional Future Considerations

- Allow for roller hockey use at basketball courts: mixed use surfacing.
- Ongoing sidewalks / shared use pathways / ADA improvements within the park.
- Safety enhancements for bike and pedestrian connectivity to the park (crosswalk improvements, connect trail and sidewalk gaps).
- Add security lighting and cameras.
- Add electrical connections for events.
- Add playground amenities, shade, improvements for outdated equipment.
- Monitor and rehab skate park as nedeed.
- Ongoing tree removal & replacement for problematic trees.
- Ongoing pool maintenance, repairs and replacement.
- Continue coordination with LADWP for adjacent land and future park expansion options, e.g., additional fields, potential relocation of elements such as dog park or field 5 to accommodate a larger recreation center at alternate location.

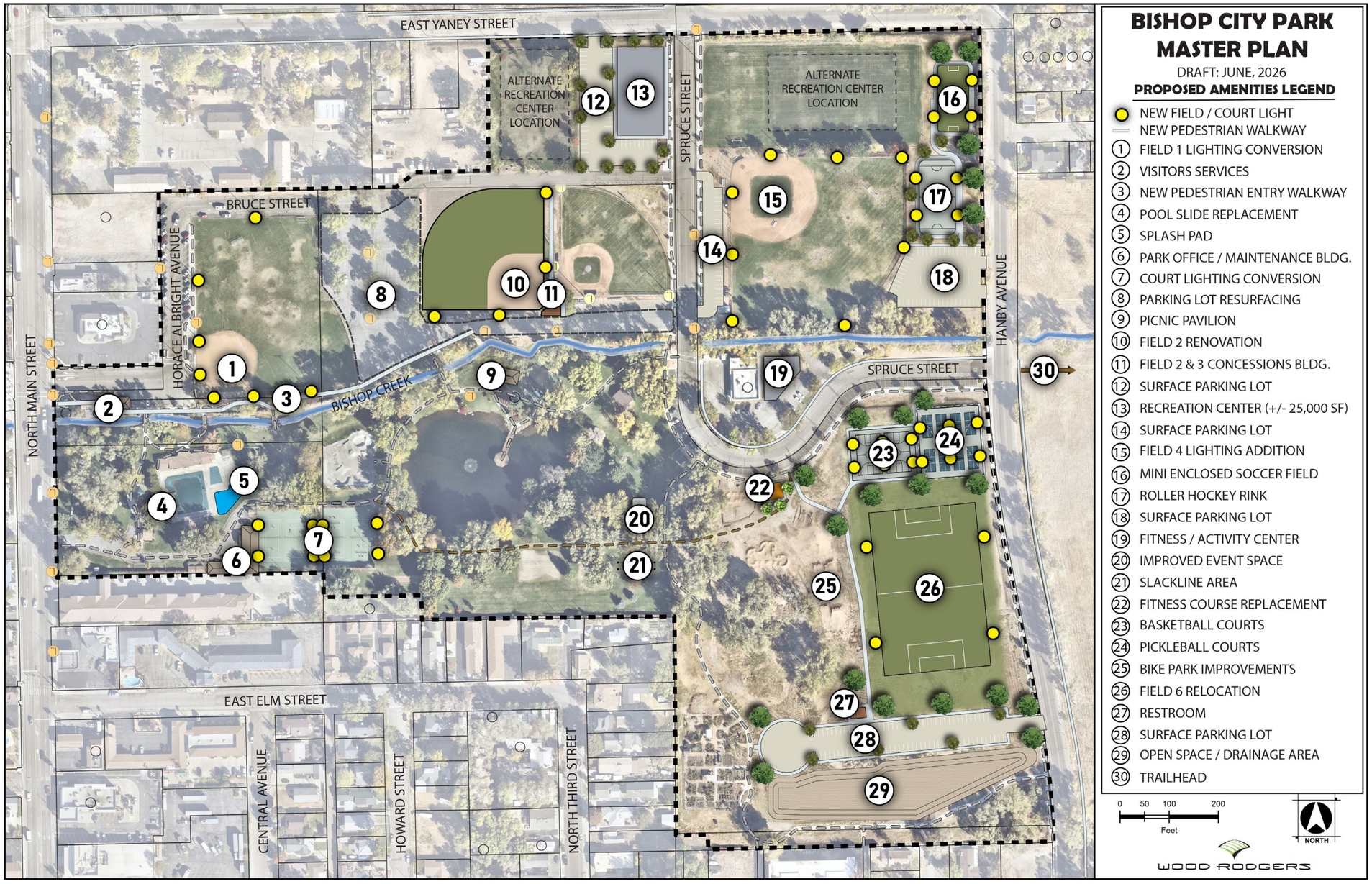

Proposed Amenities Inspiration

Proposed park amenities are selected based on community input and availability of park space and resources. Inspiration images as shown on this slide are intended to provide general intent of amenity options and do not reflect actual site conditions







6. IMPLEMENTATION PLAN

The implementation plan provides an initial tool for City staff to utilize for initiating grant applications and projects based on current priorities, potential funding available, and a reasonable direction for the next 5+ years working towards the larger vision of the Park Master Plan. Implementation of the Park Master Plan may change over time based on available funding sources, annual budgets and City priorities, ongoing maintenance needs, and other factors that may influence certain improvements over others. Proposed Park amenities may also be modified from the Master Plan through the environmental and design phase based on current standards and budget available.

Priority 1
Near Term
1-5 Years
Preliminary Estimated Cost: **$5,136,900**

Priority 2
Medium Term
5-10 Years
As funding becomes available
Preliminary Estimated Cost: **$5,483,000**

Priority 3
Long Term
10+ Years
As funding becomes available
Preliminary Estimated Cost: **$14,945,000**

Park Funding Opportunities

Funding Program	Funding Type	Eligible Projects	Funding Information	Funding Timeframe
CA Statewide Park Program (SPP) www.parks.ca.gov	State	New parks and recreation opportunities in underserved communities; Expand and/or renovate existing park	• Round 5 - $188M; • Grant Range: $200K - $8M	Applications Summer/Fall 2026 Comment period May 2026
Recreation Trails Program (RTP) www.parks.ca.gov	State & Federal	Development and rehabilitation of trails and trailhead facilities	• Annual Program: Varies ±$5-7M • Grants: ±$200K - $1M awards. • Match on State Funds - 12% • Federal Funds – 5%	TBD - 2026/2027
CA Active Transportation Program (ATP) www.catc.ca.gov	State & Federal	Capital projects and plans that encourage increased use of active transportation (biking, walking, rolling)	• Annual Program: FY 27 Estimate of $619M • Grants: ±$250K - $10M awards • Match: no requirement, leveraging funds a plus	FY 2027 Cycle 8 - June 22, 2026
Land and Water Conservation Fund (LWCF)	Federal pass-through	Outdoor recreation projects	• Annual Program: $35M • Grants: Max $6M • Match: 50%	TBD – Summer/Fall 2026
Outdoor Recreation Legacy Partnership (ORLP) www.parks.ca.gov	Federal pass-through	Outdoor recreation areas and facilities open to the public, involve land acquisition, development, or both, and located in a disadvantaged census tract	• Annual Program: $90M • Grants: $300K - $15M • Match: 50%	TBD (Last call was March 2025)
Habitat Conservation Fund www.parks.ca.gov	State	Nature interpretation programs, protection of various plant and animal species, and acquisition and development of wildlife corridors and trails.	• Annual Program: Varies ±$2M • Grants: $100k - $1M awards. • Match: Dollar for Dollar	TBD – 2026/2027
Local Funding	Local	All park elements including operations and maintenance. Could include other jurisdictions, schools, to support field use.	• Budget process. Could be used for match to state/federal funding.	Annual
Private Funding	Private	Large private donation for specific park amenities (name on a building, dugout, picnic area, court, field, etc.); create smaller donor opportunities (bricks, name on a wall, art)	Donations. Could be used for match to state/ federal funding.	One-time

BISHOP CITY PARK IMPLEMENTATION PLAN

- PRIORITY 1: (1-5 YEARS)
- PRIORITY 2: (5-10 YEARS)
- PRIORITY 3: (10+ YEARS)

1. FIELD 1 LIGHTING CONVERSION
2. VISITORS SERVICES
3. NEW PEDESTRIAN ENTRY WALKWAY
4. POOL SLIDE REPLACEMENT
5. SPLASH PAD
6. PARK OFFICE / MAINTENANCE BLDG.
7. COURT LIGHTING CONVERSION
8. PARKING LOT RESURFACING
9. PICNIC PAVILION
10. FIELD 2 RENOVATION
11. FIELD 2 & 3 CONCESSIONS BLDG.
12. SURFACE PARKING LOT
13. RECREATION CENTER (+/- 25,000 SF)
14. SURFACE PARKING LOT
15. FIELD 4 LIGHTING ADDITION
16. MINI ENCLOSED SOCCER FIELD
17. ROLLER HOCKEY RINK
18. SURFACE PARKING LOT
19. FITNESS / ACTIVITY CENTER
20. IMPROVED EVENT SPACE
21. SLACKLINE AREA
22. FITNESS COURSE REPLACEMENT
23. BASKETBALL COURTS
24. PICKLEBALL COURTS
25. BIKE PARK IMPROVEMENTS
26. FIELD 6 RELOCATION
27. RESTROOM
28. SURFACE PARKING LOT
29. OPEN SPACE / DRAINAGE AREA
30. TRAILHEAD

0 50 100 200
Feet

NORTH

WOOD RODGERS

APPENDIX A: PUBLIC OUTREACH

APPENDIX B: EXISTING PARK INVENTORY

APPENDIX C: PLANNING LEVEL COST ESTIMATES

Survey Questions and Responses

Which location best describes where you live?

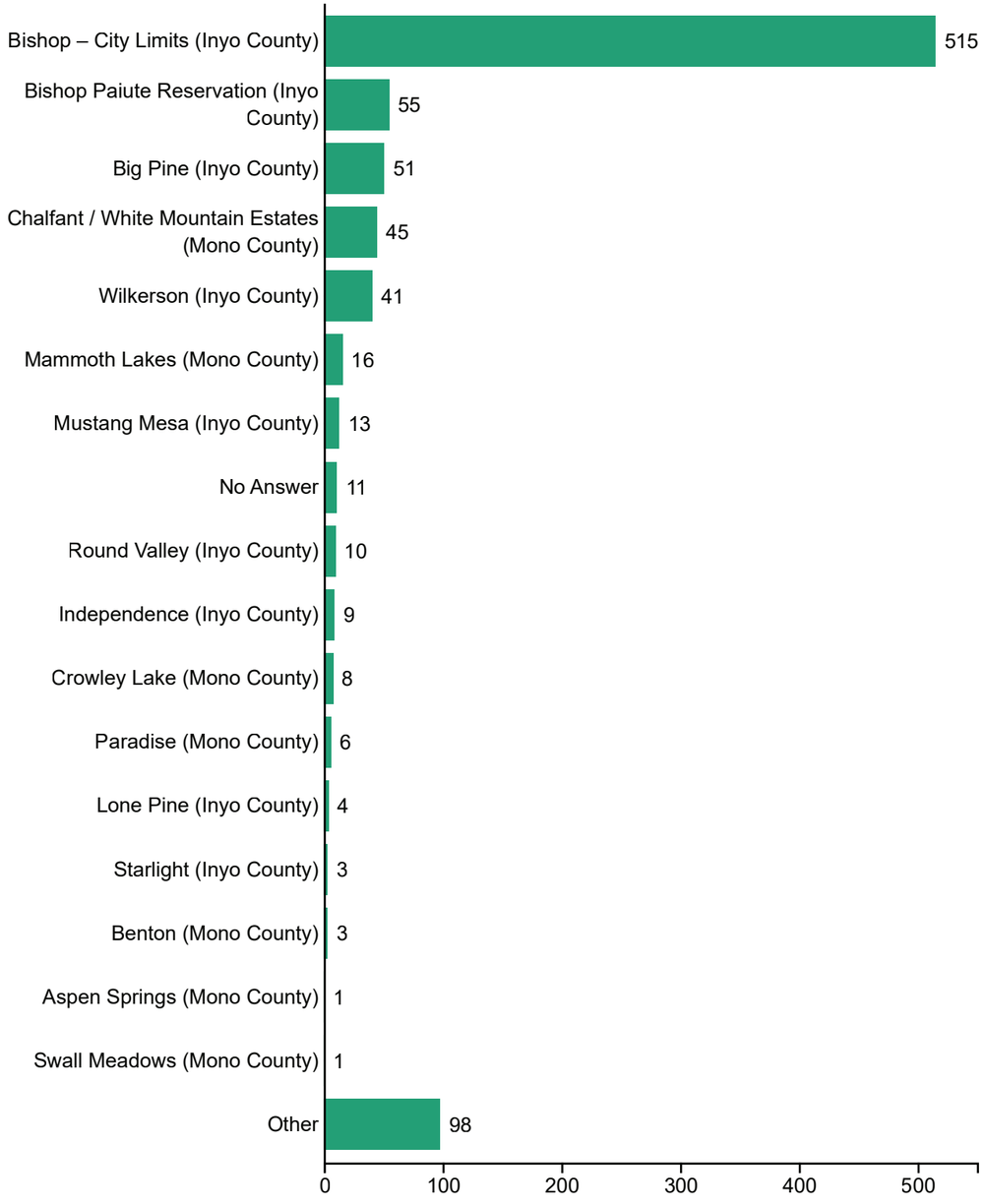

What is your age group?

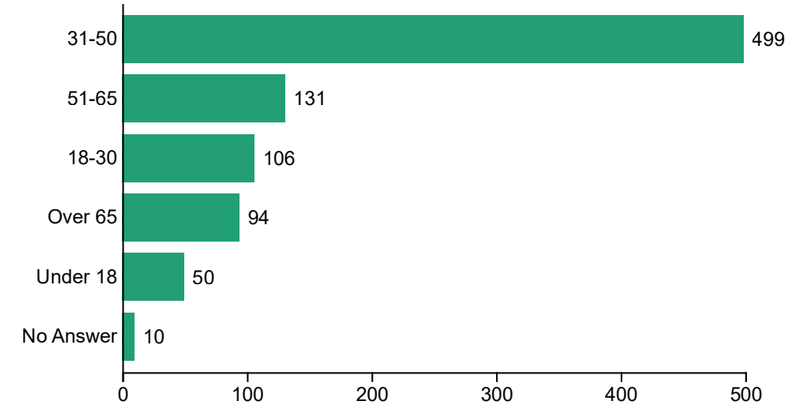

How would you describe your relationship to Bishop City Park?

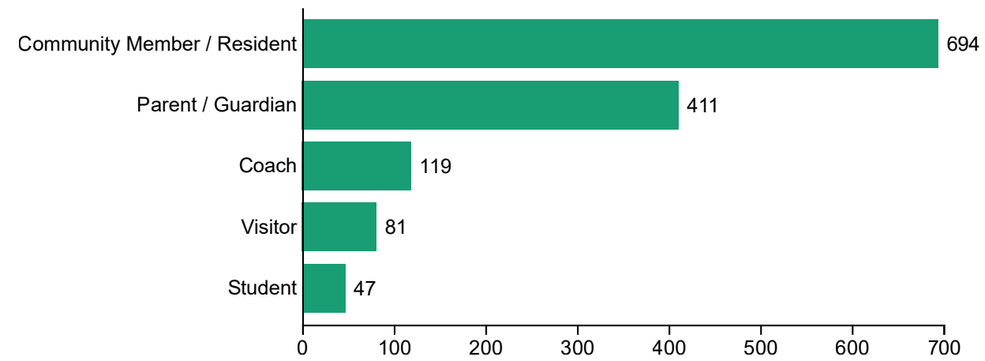

How often do you visit Bishop City Park on average?

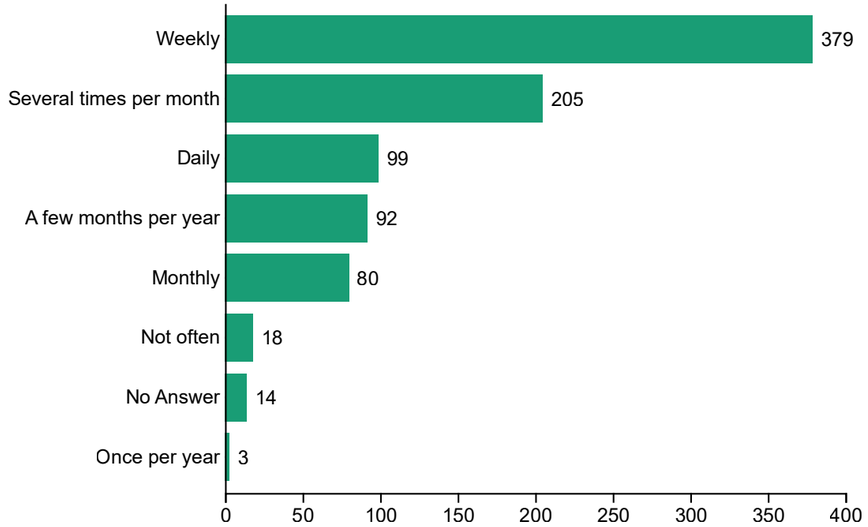

Which Bishop City Park amenities / activities do you use?

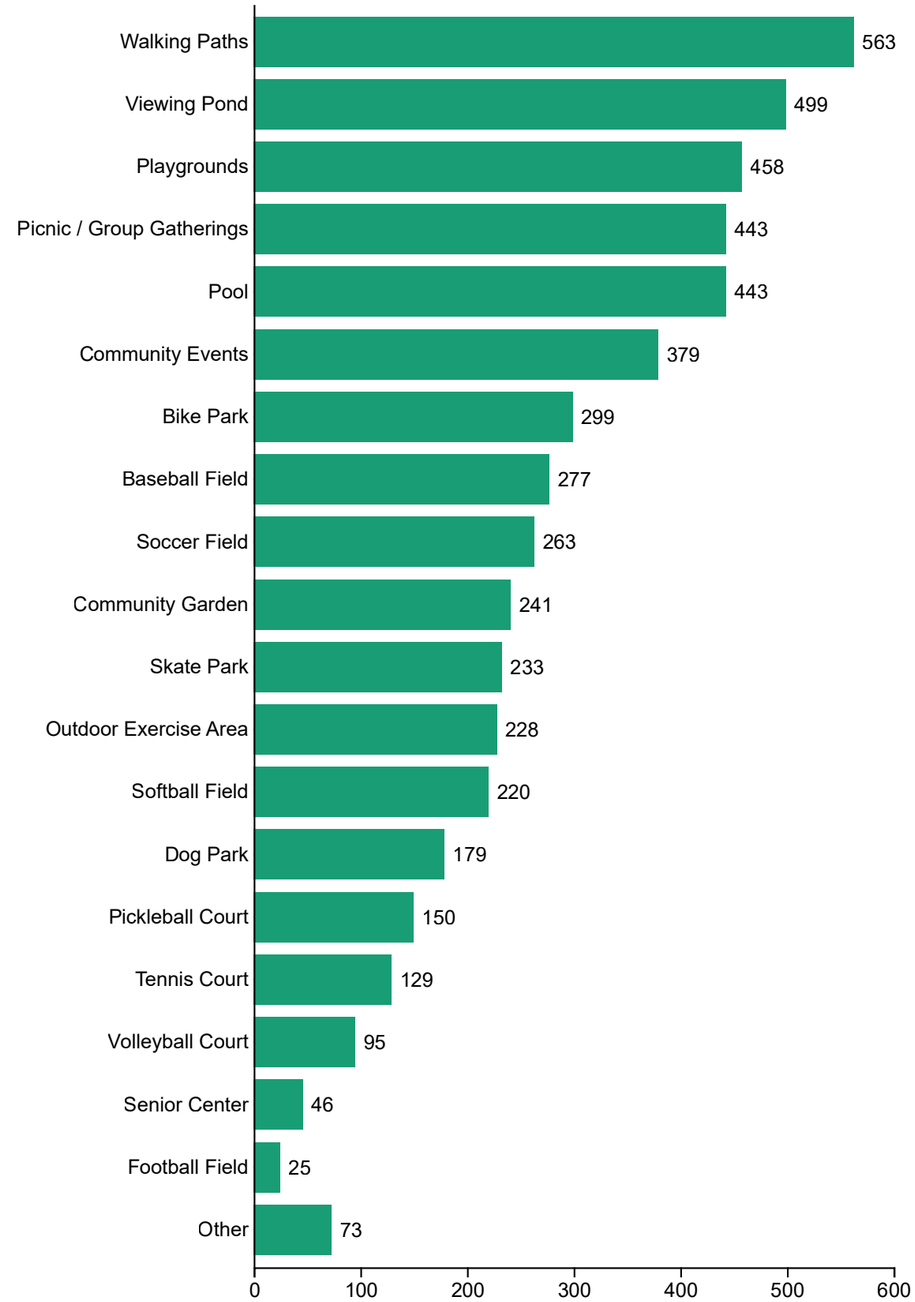

What additional amenities would you like to see in Bishop City Park?

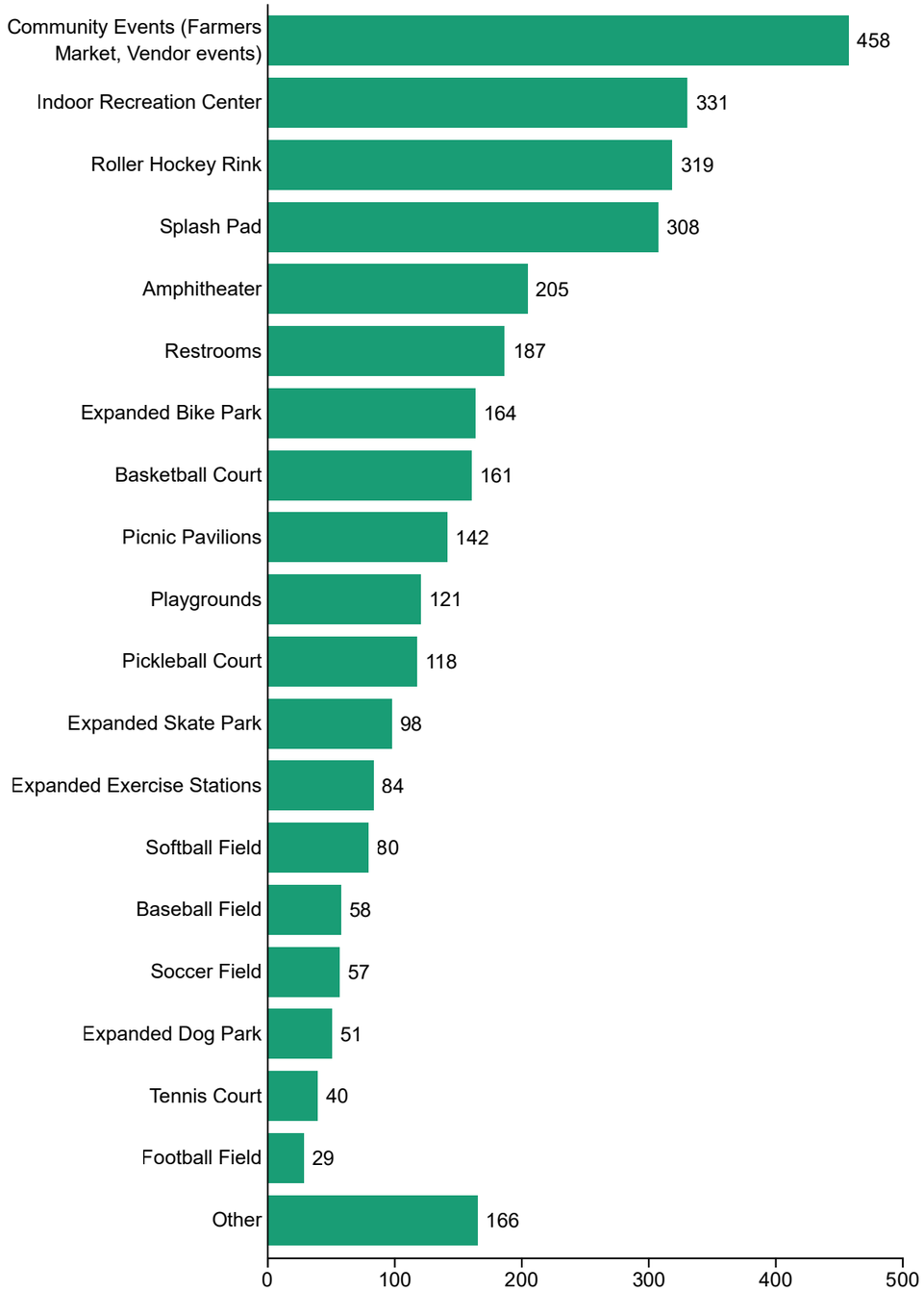

Which adult programs do you or a family member participate in?

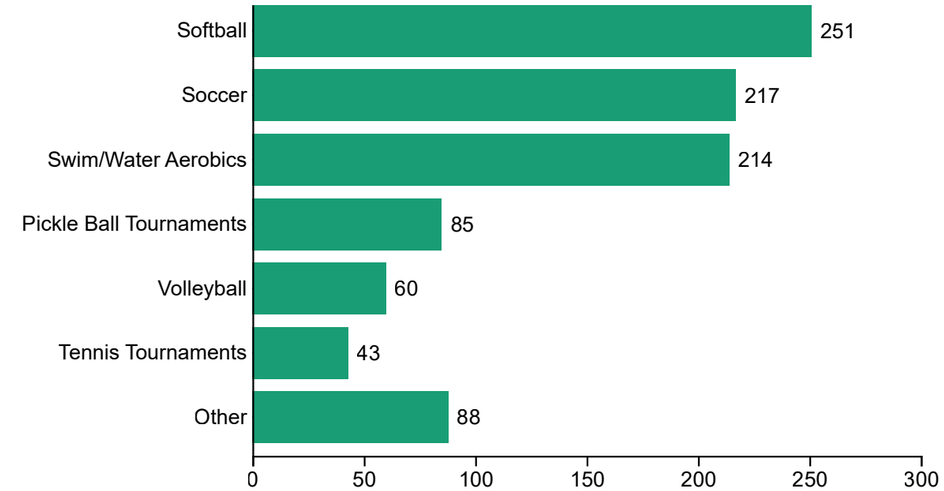

Which youth programs do you or a family member participate in?

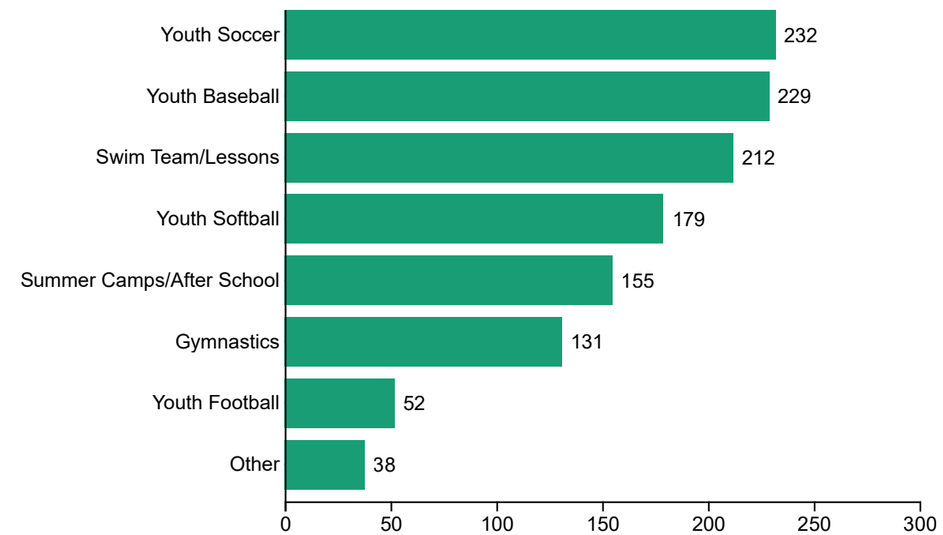

Which recreational uses do you or a family member participate in?

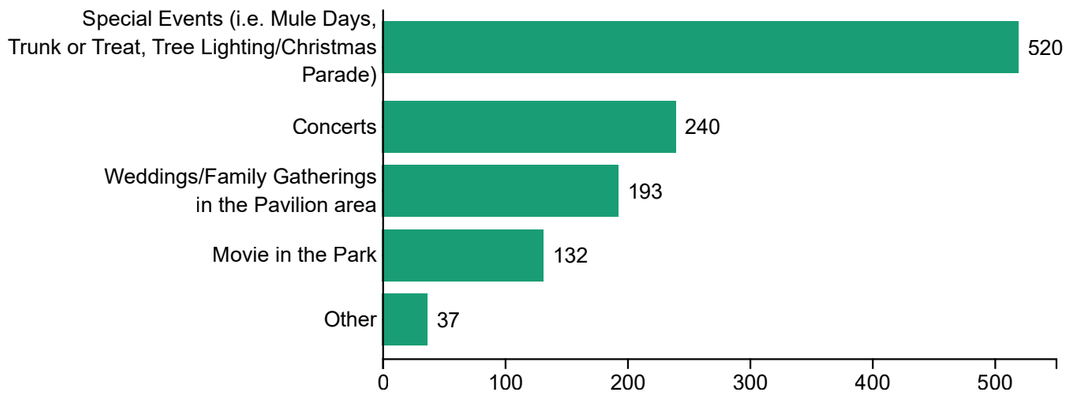

Would you like to see any improvements with recreation or sports programs offered at Bishop City Park?

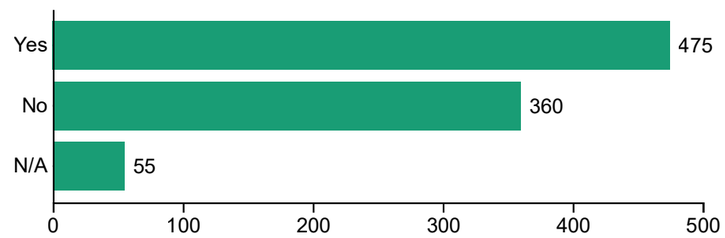

Does anything prevent you from accessing Bishop City Park?

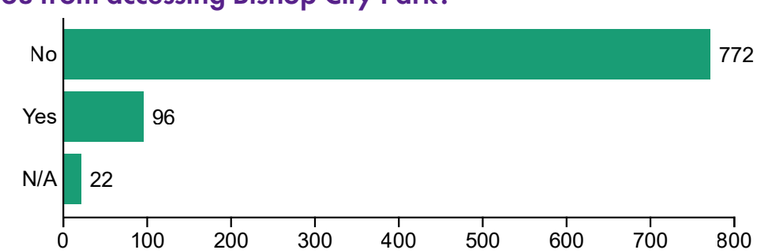

What prevents you from accessing Bishop City Park?

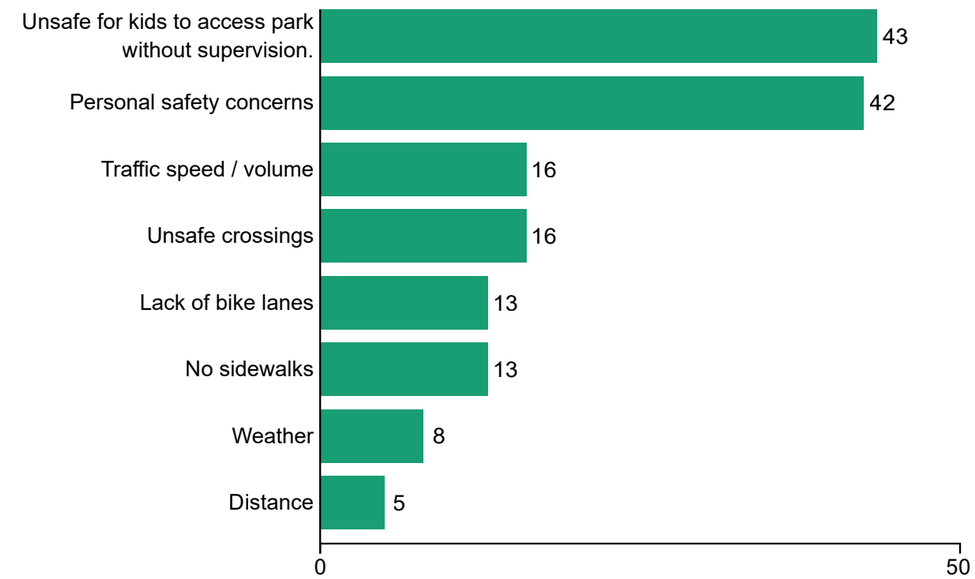

What modes of transportation do you use to get to Bishop City Park?

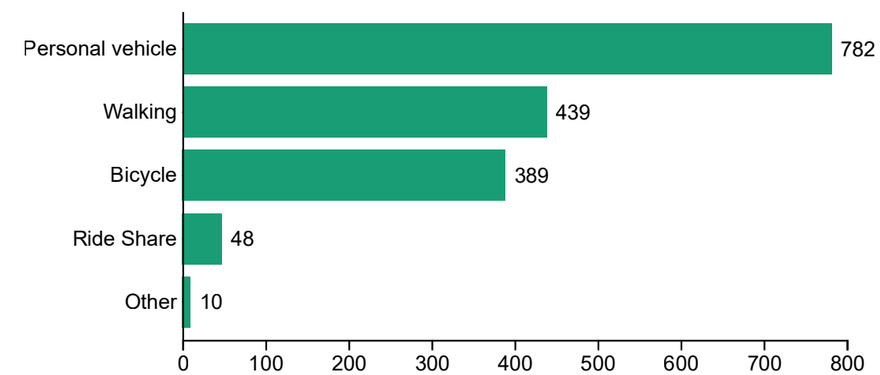

In your experience, how easy is it to find parking in Bishop City Park?

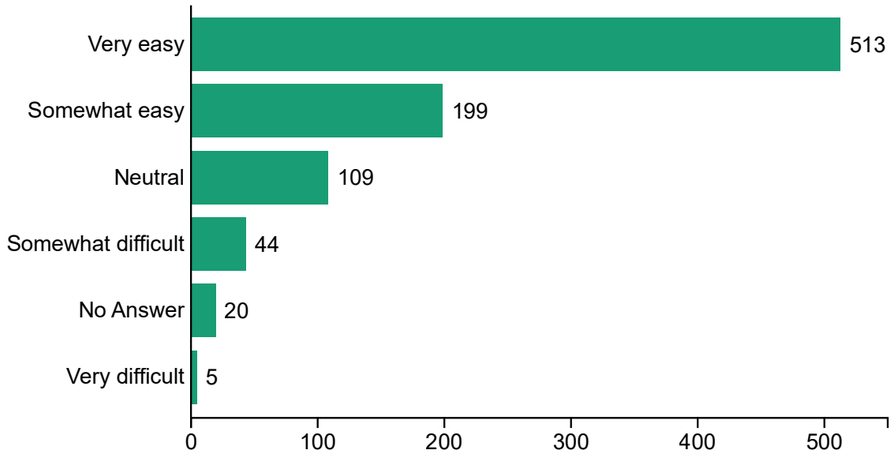

Does Bishop City Park adequately support your transportation needs? (parking, biking, walking, drop-off, accessibility, etc.)

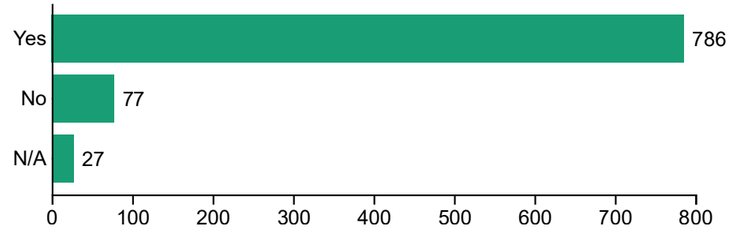

In what ways does Bishop City Park not meet your transportation needs?

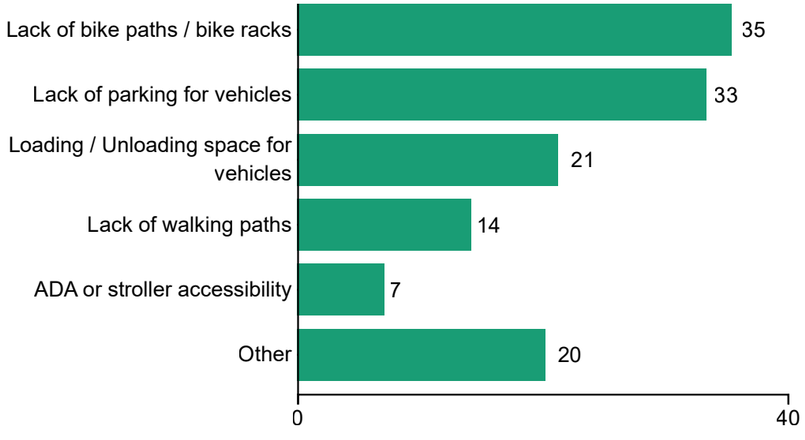

Public Outreach Survey "Other" Responses

This portion of the public survey summary analyzes open-ended "other" comment responses collected across eight questions in the City of Bishop City Park Master Plan public survey. Each section presents a breakdown table for that question's responses, followed by an overall cross-question summary. Where responses appear to reflect coordinated outreach campaigns rather than independent community expression, this is flagged in red italic in the Notes column.

How to read this section

Total Comments: Approximate count of respondents whose comment fell into this topic category. Many comments covered multiple topics, so totals within a question may exceed the number of respondents.

% of Responses: Percentage of that question's "other" respondents whose comment included this topic.

Notes (black): Context, specifics, or clarifying information about the topic.

Notes (red italic): Indicates responses that appear to reflect a coordinated outreach campaign rather than independent community sentiment. This distinction is important when weighting public input.

Overall Summary — All Questions Combined

260 "other" responses analyzed for this question.

Total	Subject	%	Notes
75	Keep / repair the A-Frame Visitor Center	29%	*Likely coordinated via Chamber of Commerce network; many near-identical responses across multiple questions.*
15	Remove / do not fund the A-Frame	6%	Organic, independent responses expressing fiscal concerns.
45	Roller hockey / skating rink (year-round)	17%	*Heavily coordinated — SRHL board members and coaches explicitly self-identified; near-verbatim language repeated across questions.*
30	Basketball courts needed	12%	Entirely organic; no opposition expressed; high equity concern noted (low cost of entry, no courts anywhere in Bishop).
25	Volleyball court sand improvement	10%	Consistent organic complaint across nearly every question; widespread frustration with current abrasive/rocky sand.
25	Pickleball courts (expand / dedicated)	10%	Mix of organic demand and some coordination; legitimate high-use sport. Tension with tennis users noted.
20	Indoor recreation center	8%	Organic; Snowcreek (Mammoth), Minden, and Moab cited as models. Some suggest repurposing vacant Kmart/Vons buildings.
20	Softball fields (more fields / dedicated girls fields)	8%	Organic; girls/women's softball specifically identified as underserved relative to baseball and soccer.
20	Homelessness & safety concerns	8%	Organic; bathrooms, drug paraphernalia, and families being deterred were recurring specifics.
18	Splash pad	7%	Organic; described as a "no-brainer" for a high-desert community with extreme summer heat.
18	Field lighting (all sports fields)	7%	Organic; affects baseball, softball, soccer, and ultimate frisbee. Late game times for youth cited as primary concern.
15	Bike park (expand / maintain)	6%	Largely organic; volunteer-built asset. Tourism value noted — visitors drive from Ridgecrest and post-Mammoth trips.
15	Bathrooms (renovate / add)	6%	Organic; safety, cleanliness, and lack of facilities near back fields and community garden cited.
12	Pool improvements / longer season	5%	Organic; scheduling, shade, water temperature, and season length all raised independently.
12	Soccer fields (repair / improve)	5%	Organic; lumpy surfaces, ankle injury risk, and lack of lights cited repeatedly.
10	Tennis courts (preserve / expand)	4%	Organic; concern about loss of courts to pickleball conversion. BUHS tournament access also raised.
10	Parking issues (event overflow / safety)	4%	Organic; mostly event-specific (Mule Days, July 4th, tournaments). Schat's employee parking encroachment flagged.
10	Skate park improvements	4%	Organic; poor flow design, aging infrastructure, and dangerous transitions cited.
8	Farmers market at city park	3%	Organic; better parking, shade, and restrooms than current Academy Street location cited as rationale.
8	Walking paths (repair / expand / pave)	3%	Organic; uneven surfaces cited as tripping hazard; requests for ADA and wheeled device compatibility.
8	Amphitheater / permanent outdoor stage	3%	Organic; back-of-park location near tennis courts cited as ideal. Community events and local music noted.
6	Shade structures (playgrounds / fields / pool)	2%	Organic; summer heat makes existing play areas and bleachers unusable. Pool shade flagged as safety concern.
6	Community garden improvements	2%	Organic; paved parking, restroom access, electricity, and deer fencing requested.
5	A-Frame cited as information resource	2%	*Likely part of same coordinated A-Frame campaign; respondents noted using Visitors Center for local recreation info.*

- *Comment counts are approximate. Many respondents commented on multiple topics; counts reflect topic mentions, not unique respondents. Total mentions will exceed 260.*

Chart: Overall Summary

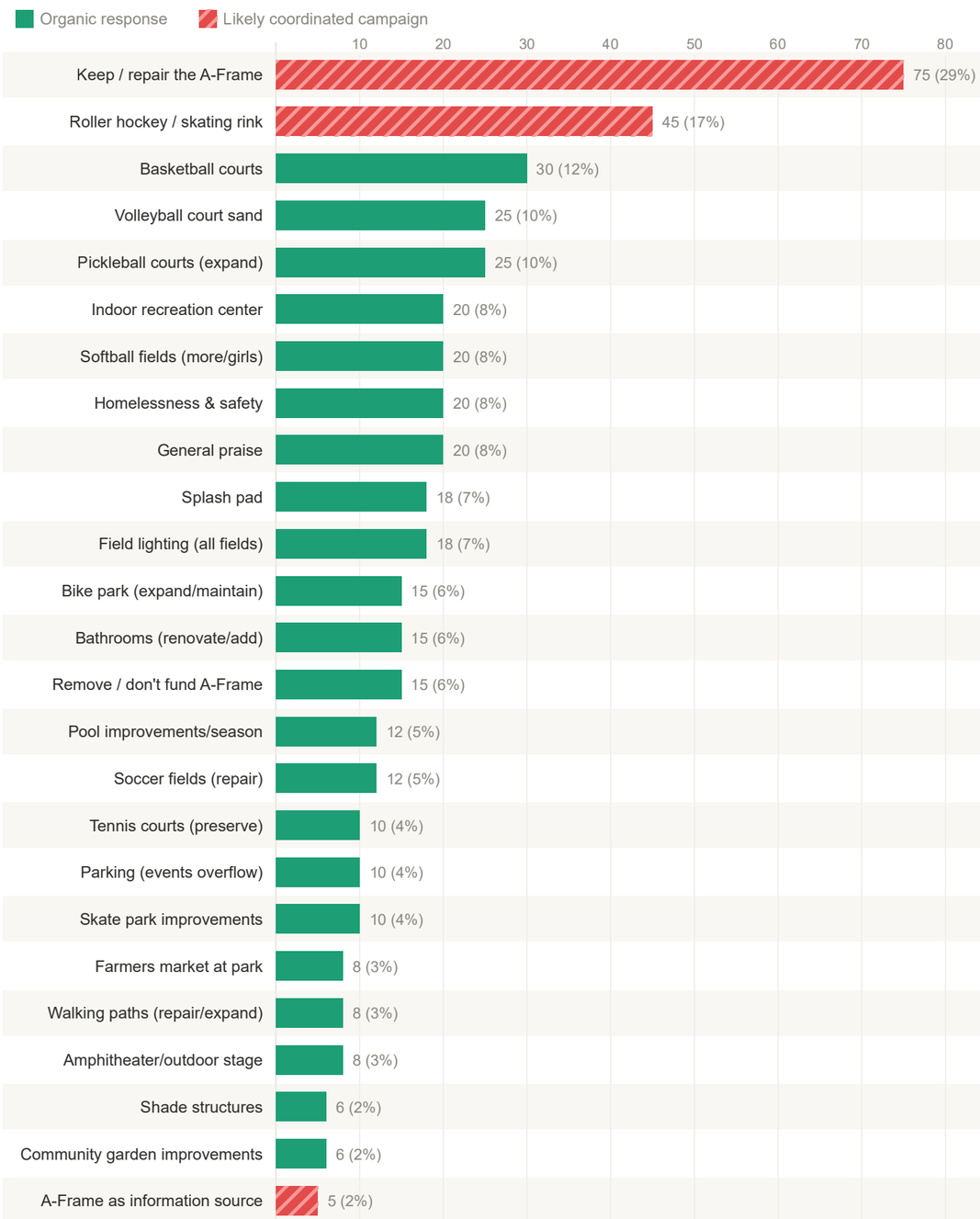

General Open Comments

Q: Open-ended general comments (shown at end of survey)

260 "other" responses analyzed for this question.

Total	Subject	%	Notes
52	Keep / repair the A-Frame Visitor Center	20%	*Likely coordinated via Chamber of Commerce; many near-identical submissions.*
12	Remove / do not fund the A-Frame	5%	Organic; fiscal responsibility arguments; some suggest the $1.5M be redirected.
20	Basketball courts needed	8%	Organic; no opposition; equity concern (only sport with no public court in Bishop).
22	Roller hockey / skating rink	8%	*Coordinated — SRHL outreach apparent.*
15	Indoor recreation center	6%	Organic; Snowcreek/Moab cited. Suggest repurposing vacant Kmart/Vons buildings.
10	Splash pad	4%	Organic; described as "no-brainer" for desert community.
18	Homelessness & safety concerns	7%	Organic; bathrooms, drug use, families deterred.
10	Parking issues (events overflow)	4%	Organic; mostly event-specific. Schat's employee encroachment flagged.
10	Pickleball / tennis courts	4%	Organic; court access, lighting, scheduling.
10	Bike park (expand / maintain)	4%	Organic; tourism draw, volunteer-built.
8	Pool / aquatics hours & season	3%	Organic; scheduling, shade, season length.
20	General praise / park appreciation	8%	Organic; staff recognition, maintenance quality.

- *630 of 890 total respondents left this field blank. The 260 who commented are the base for percentages throughout this report.*

Chart: General Open Comments

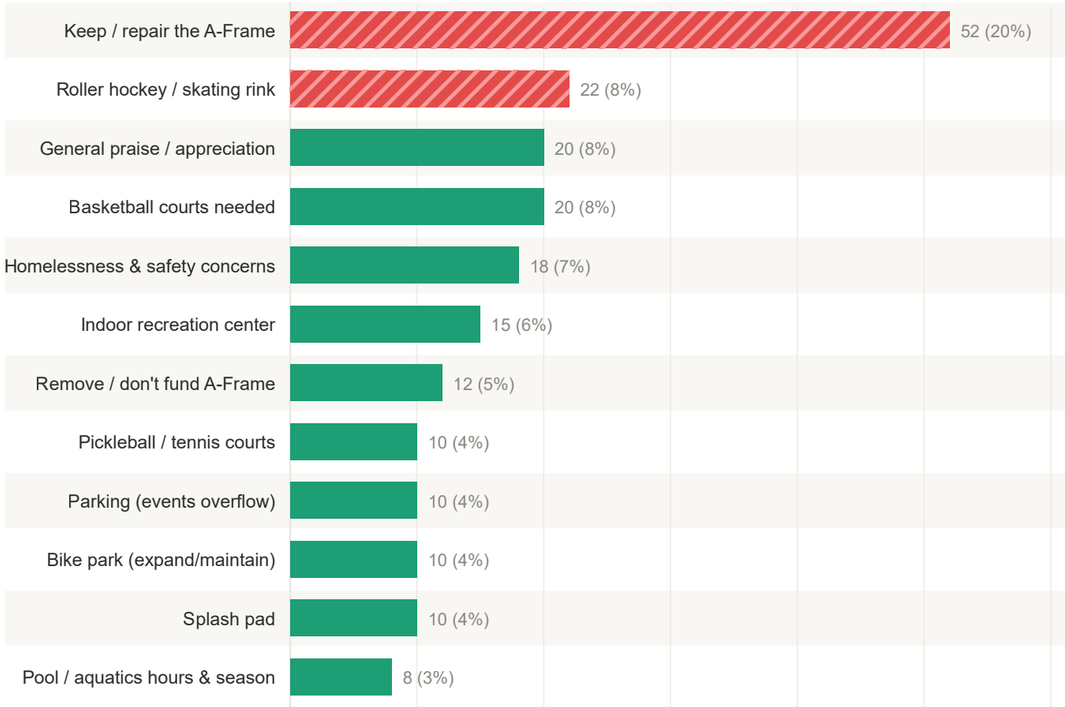

Park Amenities Used

Q: What additional amenities would you like to see in Bishop City Park?

65 "other" responses analyzed for this question.

Total	Subject	%	Notes
22	Visitors Center / A-Frame (listed as amenity used)	34%	*High coordination signal — nearly all phrased as "Bishop Visitors Center A-Frame." Likely Chamber-directed.*
6	Ultimate frisbee fields	9%	Organic; multiple independent mentions.
4	Roller hockey rink	6%	Organic; listed as current amenity used, suggesting familiarity with SRHL.
3	Bike park / dirt jumps / pump track	5%	Organic.
2	Community garden	3%	Organic.
2	Yoga / open lawn / grass spaces	3%	Organic.
2	Music / band gazebo events	3%	Organic.
2	Duck feeding / pond area	3%	Organic.
1	Basketball (noted as needed, not available)	2%	Organic; respondent noted "Need basketball court" as a missing amenity.
1	Disc golf	2%	Organic; single mention.
1	Birdwatching / arboretum	2%	Organic.

- *The A-Frame Visitors Center responses dominate this question's "other" field, likely reflecting coordinated Chamber outreach to list it as a used amenity.*

Chart: Park Amenities Used

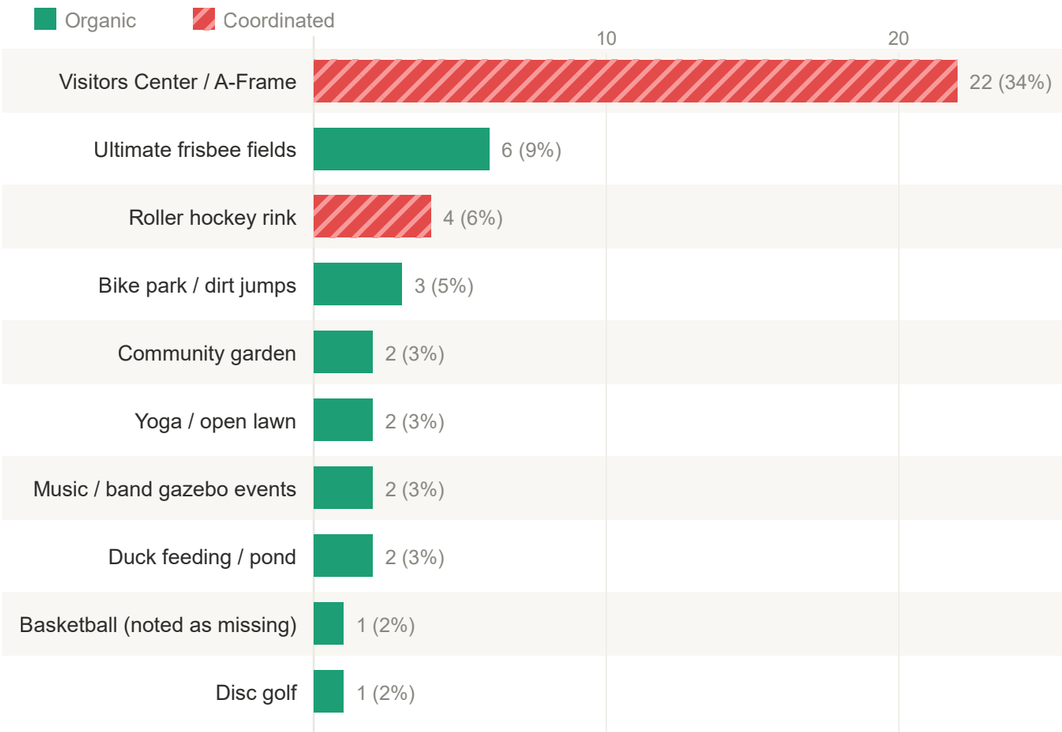

Additional Amenities Desired

Q: What additional amenities would you like to see in Bishop City Park?

130 "other" responses analyzed for this question.

Total	Subject	%	Notes
28	Keep / restore / repair the A-Frame Visitor Center	22%	*Coordinated; near-identical phrasing repeated. Same Chamber outreach pattern.*
12	Indoor recreation center / gym / indoor pool	9%	Organic; Minden, Mammoth Snowcreek, and Moab cited as models.
10	Splash pad	8%	Organic; desert heat and young children cited consistently.
9	Pickleball courts (more / dedicated)	7%	Mix of organic demand and some coordination.
8	Basketball courts	6%	Organic; no opposition.
8	Improved / real sand on volleyball courts	6%	Organic; current sand described as dangerous gravel.
7	Roller rink / roller hockey facility	5%	*Coordinated — SRHL outreach apparent.*
6	Covered / year-round pool	5%	Organic; extended season and lap swim access requested.
6	Shade (playgrounds, fields, pool)	5%	Organic.
5	Amphitheater / permanent stage	4%	Organic.
5	Farmers market at park	4%	Organic; better infrastructure than current location cited.
4	More / better walking paths	3%	Organic.
4	More trees / shade plantings	3%	Organic; future generations and climate change mentioned.
3	Frisbee / ultimate frisbee field	2%	Organic.
3	More seating / benches	2%	Organic.
3	Signage for Senior Center	2%	Organic; loss of A-Frame wayfinding cited as contributing factor.
2	Community garden improvements (parking, power, water)	2%	Organic.
2	Rock climbing wall	2%	Organic.
2	Disc golf course	2%	Organic.
2	Bike park expansion	2%	Organic.
1	Park security / more patrols	1%	Organic; homelessness and vandalism cited.

Total	Subject	%	Notes
1	Fenced playground	1%	Organic; safety for special needs children cited.
1	Land acknowledgment	1%	Organic; Tribal recognition requested.
1	EV charger	1%	Organic; single mention.
1	Batting cages	1%	Organic.
1	Permanent multipurpose recreation center	1%	Organic; chair yoga, stretching, senior programs cited.

Chart: Additional Amenities Desired

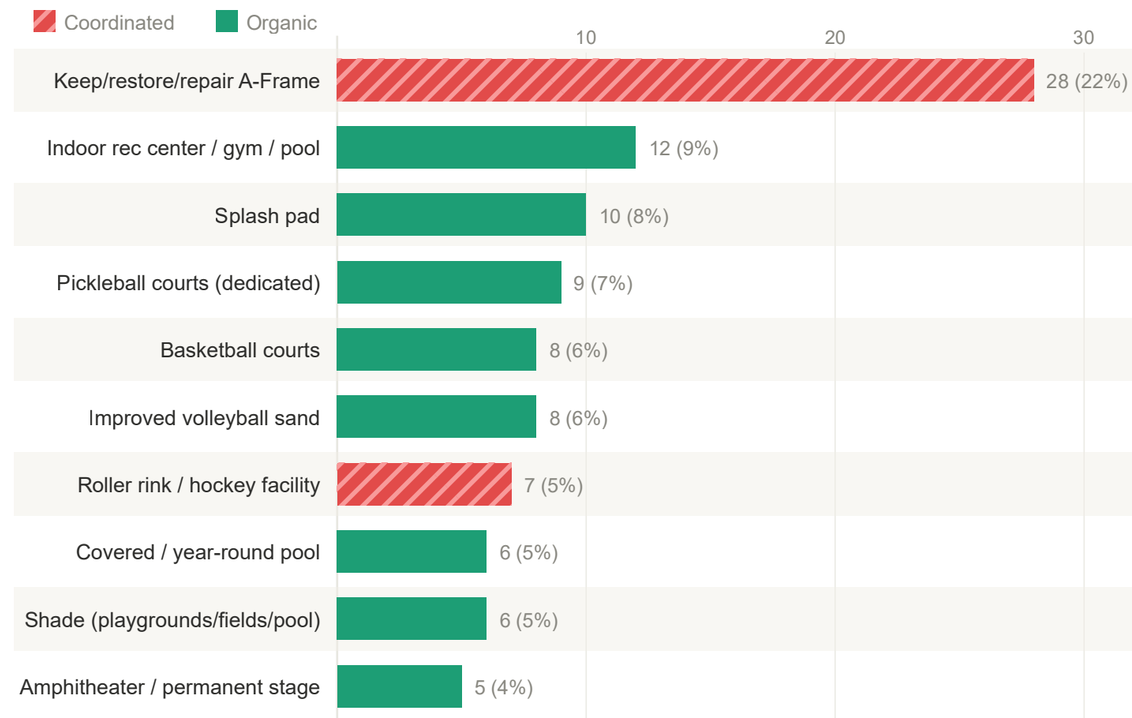

Areas to Improve / Renovate

Q: Which areas in Bishop City Park would you like to see improved / renovated?

200 "other" responses analyzed for this question.

Total	Subject	%	Notes
55	A-Frame / Visitor Center (repair, restore, keep)	28%	*Coordinated; same outreach pattern. Some nuance: a few suggest replace with new building rather than restore.*
5	Remove / tear down the A-Frame	2%	Organic, independent. Some suggest new visitor structure in its place.
28	Bathrooms (all locations — renovate, add, clean)	14%	Organic; front bathrooms, field bathrooms, pool bathrooms, and community garden all cited separately.
22	Volleyball courts (sand quality)	11%	Organic; described as "skin-gouging gravel" and "DG" — not actual sand. Nets and lines also requested.
18	Bike park (expand, maintain, improve)	9%	Organic; specific mention of volunteer builder Keith, water access for jumps, and pump track flow problems.
16	Pickleball courts (dedicated, expanded, resurfaced)	8%	Organic demand, some coordination; lighting payment system also raised.
14	Soccer fields (repair, smooth, turf, lights)	7%	Organic; lumpy fields, ankle injury risk, and burned/herbicide lines flagged as hazards.
12	Tennis courts (resurface, expand, lighting)	6%	Organic; BUHS tournament needs cited; pickleball encroachment concern.
12	Pool (renovate, year-round, shade, improve)	6%	Organic; pool bathrooms, changing rooms, and slide also raised.
10	Softball fields (repair, more fields, dedicated girls field)	5%	Organic; girls/women's softball lack of dedicated space emphasized.
10	Skate park (redesign, expand, repair)	5%	Organic; abrupt transitions, poor flow, and aging infrastructure cited.
10	Walking paths (repave, complete, ADA)	5%	Organic; uneven concrete and tripping hazards noted.
8	Field lighting (all fields)	4%	Organic; LED conversion, on-demand switching, and staff scheduling burden all raised.
8	Playground (update, shade, fencing)	4%	Organic; dated equipment, hot swings in summer, and lack of baby swings cited.
6	Community garden (parking, restrooms, fencing, power)	3%	Organic; deer damage, theft, and access road condition raised.
6	Dog park (expand, improve grass, add features)	3%	Organic; mowing frequency and lawn health cited.
5	Pond / gazebo (maintain, improve surroundings)	2%	Organic; walkway around pond and seating requested.
5	Parking lots (repave, restripe)	2%	Organic; foul ball safety near softball fields also raised.
4	Field 6 (regrass, add lights)	2%	Organic; specific field cited repeatedly as in poor condition.
3	Homelessness / safety in park	2%	Organic; drug use, transients near restrooms and playgrounds.
3	Amphitheater / permanent stage	2%	Organic; back-of-park location near tennis courts cited.
2	Roller hockey rink	1%	*Coordinated — SRHL.*
2	Basketball court	1%	Organic.
2	Exercise equipment (update / clean)	1%	Organic.

- *This was the longest question response set. The A-Frame dominates but organic infrastructure concerns (bathrooms, volleyball sand, bike park, soccer fields) are numerous and consistent.*

Chart: Areas to Improve / Renovate

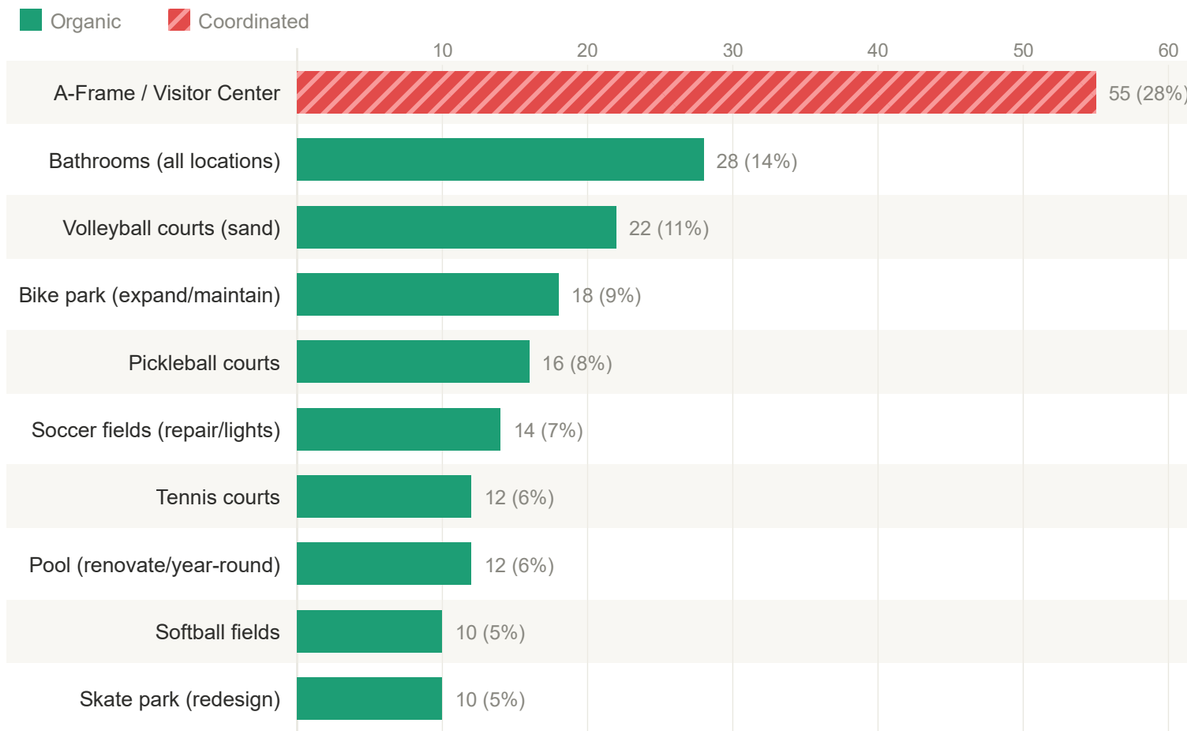

Adult Programs Participated In

Q: Which adult programs do you or a family member participate in?

55 "other" responses analyzed for this question.

Total	Subject	%	Notes
21	Baseball (adult)	38%	High repeat count noted in source data.
9	Ultimate frisbee	16%	Organic; winter frisbee group specifically mentioned.
5	Hockey / roller hockey	9%	*Organic; some SRHL coordination likely.*
4	Bike park / skate park	7%	Organic.
3	Visitors Center / A-Frame (listed as program)	5%	*Coordinated — A-Frame campaign responses appearing in program question.*
3	Community garden	5%	Organic.
3	Yoga	5%	Organic.
2	Volleyball	4%	Organic; sand quality complaint included.
2	Swimming / lap swimming	4%	Organic.
2	Tennis	4%	Organic.
1	Walking / birdwatching	2%	Organic.
1	BMX racing	2%	Organic.
1	Car shows / community events	2%	Organic.

- *Baseball had the highest grouped repeat count (21 similar answers noted in source data). A-Frame responses appearing in a programs question is a strong coordination signal.*

Chart: Adult Programs Participated In

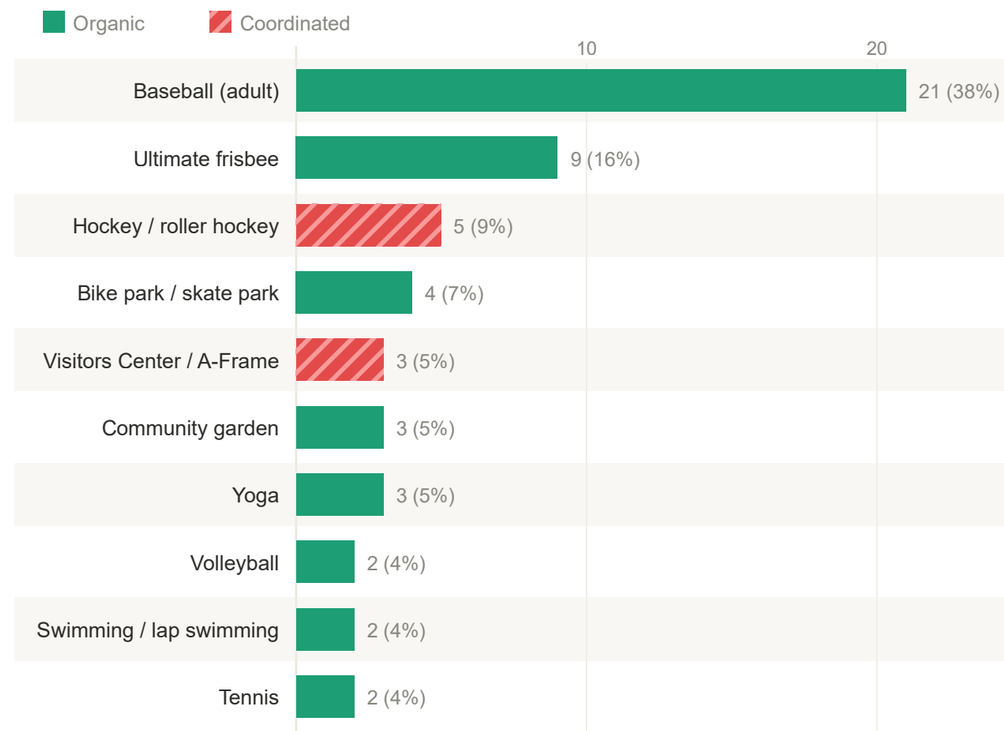

Youth Programs Participated In

Q: Which youth programs do you or a family member participate in?

28 "other" responses analyzed for this question.

Total	Subject	%	Notes
11	Hockey / roller hockey (youth)	39%	*Coordinated — SRHL outreach; multiple near-identical responses.*
3	Youth basketball	11%	Organic; no courts available noted.
3	Bike park / skate park	11%	Organic.
2	Visitors Center / A-Frame (listed as youth program)	7%	*Coordinated — A-Frame campaign appearing in youth program question.*
2	Pickleball (youth classes)	7%	Organic.
1	Fly fishing camp	4%	Organic.
1	Little Sparrows outdoor preschool	4%	Organic.
1	TANF basketball league	4%	Organic.
1	Farmers market	4%	Organic.
2	Tennis	4%	Organic.
1	Walking / birdwatching	2%	Organic.
1	BMX racing	2%	Organic.
1	Car shows / community events	2%	Organic.

- *Hockey (roller) had the highest grouped repeat count (9 similar answers noted in source). SRHL coordination is evident.*

Chart: Youth Programs Participated In

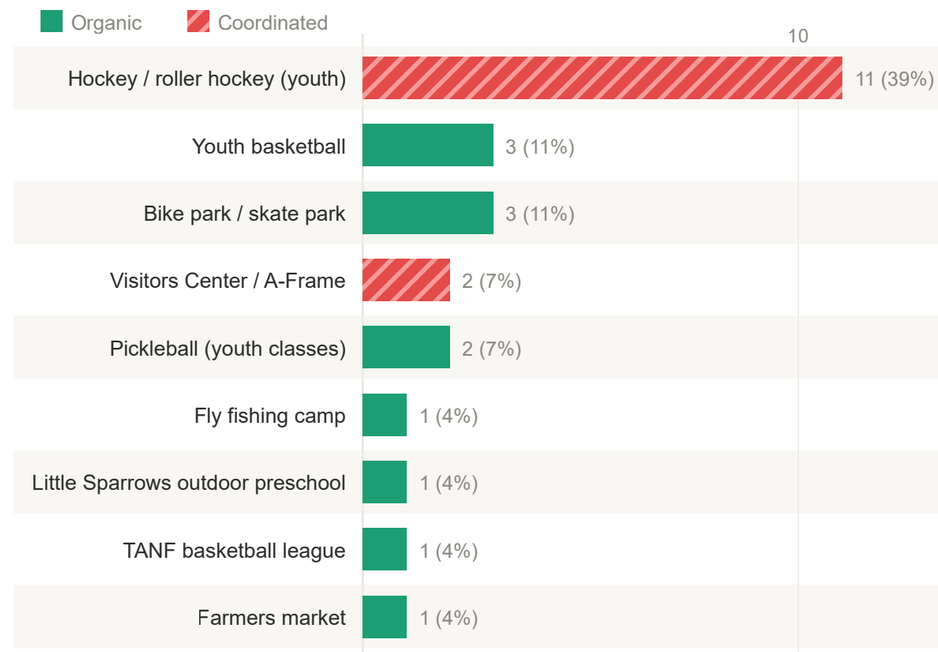

Recreational Uses

Q: Which recreational uses do you or a family member participate in?

35 "other" responses analyzed for this question.

Total	Subject	%	Notes
14	Visitors Center / A-Frame (listed as recreational use)	40%	*Highly coordinated — nearly all responses in this question reference A-Frame visits, duck feeding, and gift shopping. Same campaign.*
4	Ultimate frisbee	11%	Organic.
3	Bike park / skate park	9%	Organic.
2	Community garden / gardening	6%	Organic.
2	Pickleball	6%	Organic.
2	Birdwatching / nature walks	6%	Organic.
1	Farmers market	3%	Organic.
1	Volleyball	3%	Organic.
1	Running events	3%	Organic.
1	Car shows / community events	3%	Organic.
1	Walking / birdwatching	2%	Organic.
1	BMX racing	2%	Organic.
1	Car shows / community events	2%	Organic.

- *The A-Frame / Visitors Center dominated this question's "other" responses, with nearly all mentioning visiting the A-Frame, feeding ducks, and buying gifts. This is the strongest concentration of coordinated responses in the entire survey.*

Chart: Recreational Uses

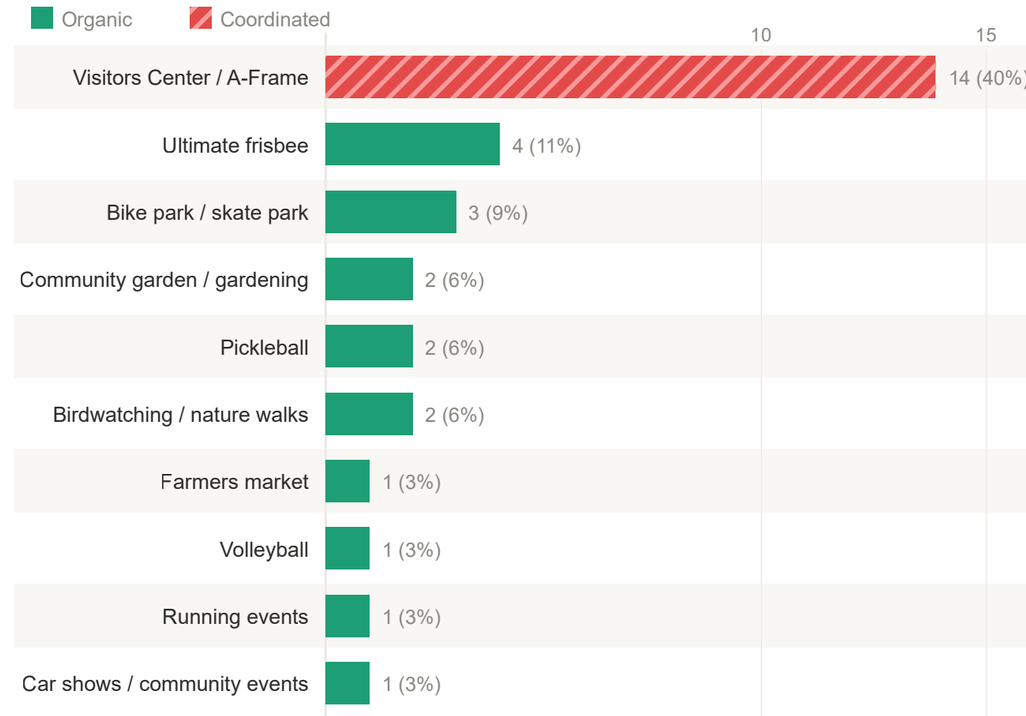

Recreation & Sports Program Improvements

Q: Which improvements with recreation or sports programs would you like to see at Bishop City Park?

220 "other" responses analyzed for this question.

Total	Subject	%	Notes
60	Roller hockey rink (year-round)	27%	*Most concentrated coordinated effort in survey. SRHL board members explicitly self-identified. Near-verbatim language throughout. ~8 responses explicitly noted "roller hockey" as grouped similar answers.*
22	Basketball courts / league	10%	Entirely organic; no opposition. Youth and adult leagues both requested. Equity concerns repeated (only sport with no public facility in Bishop).
18	More softball fields / dedicated girls softball	8%	Organic; late game times for youth, field sharing conflicts, and gender equity in field allocation all raised.
15	A-Frame / Visitors Center (information for recreation programs)	7%	*Coordinated — same A-Frame campaign; framed as needing Visitors Center to find recreation info.*
14	Pickleball courts (more, dedicated, lighting improvements)	6%	Mix of organic and some coordination. Lighting reservation system (48-hr advance / $6/hr) criticized repeatedly.
12	Indoor recreation center	5%	Organic; basketball, volleyball, roller hockey, and year-round pool all cited as desired components.
10	Field lighting (all sports fields)	5%	Organic; youth late games, adult winter sports, and scheduling conflicts with limited lit fields all raised.
10	More baseball fields / little league expansion	5%	Organic; little league outgrown existing fields; fall program scheduling constraints cited.
8	Pool improvements (longer season, warmer water, more lessons)	4%	Organic; toddler lesson water temperature specifically flagged as too cold; more weekend availability requested.
8	Soccer field improvements (turf, smooth surface, lights)	4%	Organic; ankle injury risk from lumpy surfaces, burned field lines as hazard, and need for futsol option raised.
7	Tennis court improvements / expand / preserve	3%	Organic; BUHS tournament needs, historical reduction from 8 to 2 courts noted, lighting improvements requested.
6	Bike park expansion	3%	Organic; BMX racing potential and connection to skate park noted.
5	Amphitheater / outdoor concerts / movie nights	2%	Organic; community cultural programming cited.
5	Year-round / covered pool	2%	Organic.
4	Splash pad	2%	Organic; hot summers and young children cited.
4	Women's soccer / adult soccer league	2%	Organic; adult field access and scheduling equity noted.
4	Volleyball league / sand courts	2%	Organic; beach volleyball tournaments and open play requested.
3	Ultimate frisbee (lights / scheduling priority)	1%	Organic; winter play and field priority access requested.
3	More youth programs / summer camps	1%	Organic.
3	Farmers market at park	1%	Organic.
2	Football field	1%	Organic; multi-use potential and economic tourism benefit noted.
2	Free / on-demand tennis court lighting	1%	Organic; Inyo County cited as model for free on-demand lights.
1	Homelessness / safety (recreation context)	0%	Organic; unsafe conditions deterring park use for recreation.
1	RC car track (historical amenity)	0%	Organic; single respondent noted missing the model car racetrack.

Chart: Recreation & Sports Program Improvements

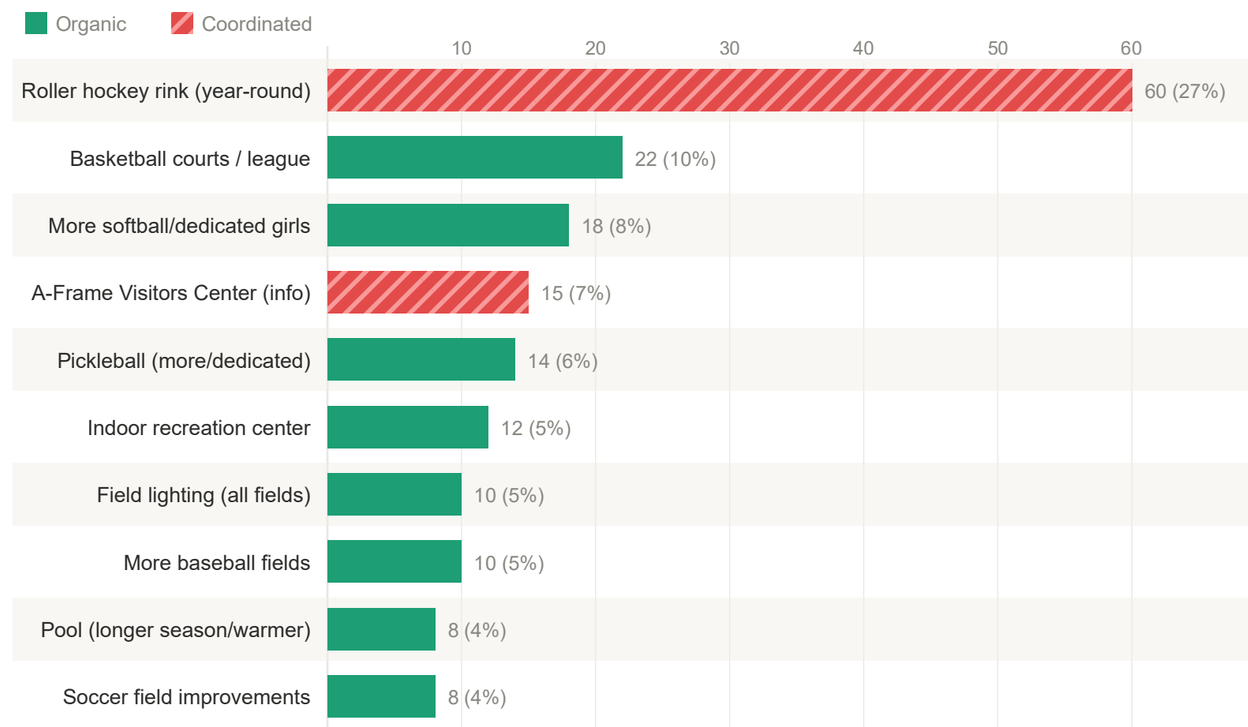

Question 8 — Transportation Needs

Q: In what ways does Bishop City Park not meet your transportation needs?

20 "other" responses analyzed for this question.

Total	Subject	%	Notes
4	Community garden access / parking / road condition	20%	Organic; dirt road muddy, bumpy, and difficult for low-clearance vehicles.
3	Dangerous crosswalks on Main Street	15%	Organic; vehicles running crosswalks; better signage requested.
3	Walking / bike path condition (rough, unpaved)	15%	Organic; skateboard and longboard compatibility also noted.
2	Lack of bike racks	10%	Organic.
2	RV / oversized vehicle parking (event conflicts)	10%	Organic; RV-only designated area requested.
2	ADA parking inadequacy	10%	Organic; ramp alignment issue at north bathroom specifically cited.
1	Awkward pedestrian route from parking to playgrounds	5%	Organic.
1	No safe pedestrian connection (Bruce St to Elm St)	5%	Organic; requires going around entire park.
1	Schats / RV parking encroaching during events	5%	Organic.
1	No path lighting on back trail	5%	Organic.

■ *Smallest response set. Community garden access emerged as the primary transportation concern, followed by pedestrian safety on Main Street.*

Chart: Transportation Needs

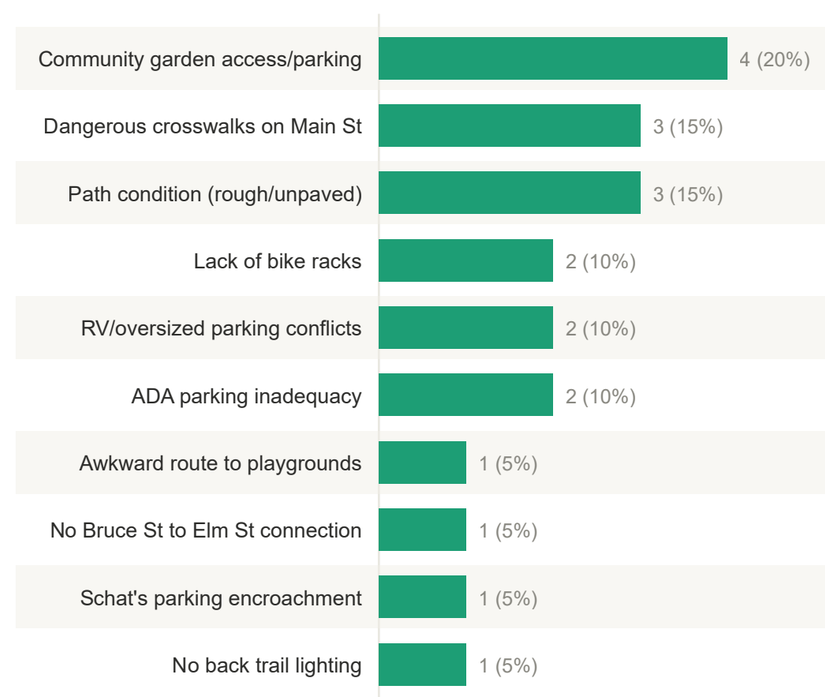

Bishop City Park Master Plan
2026 Existing Facilities Summary

FACILITIES ASSESSMENT:

- **PLAYGROUND AREAS**
  - **Toddler Playground**
    - Location: Front of Park next to Aquatic Facility:
    - Ages: 2-5
    - Condition: Good

    - Use Frequency: Year-Round / High
    - Latest Renovation:
      - 2023-2024: New surfacing / equipment / shade structure
    - Notes: Highly used amenity, beneficial for children / family users.

  - **Children's Playground**
    - Location: Back of Park / North of Pond
    - Ages: 5-12
    - Condition: Good

    - Use Frequency: Year-Round / High
    - Latest Renovation:
      - 2019-2020: New surfacing / equipment / shade structure
    - Notes: Highly used amenity, beneficial for children / family users.

- **AQUATIC FACILITY**
  - **Main Pool / Children's Wading Pool**
    - Location: Front of Park / South of Stream
    - Condition: Moderate

    - Use Frequency: Spring, Summer, Fall / High
    - Latest Renovation:
      - 2025: Replastering
    - Notes: Public interest for year-round pool facility continues to be of interest

  - **Waterslide**
    - Location: West of Main Pool
    - Condition: Moderate

    - Use Frequency: Spring, Summer, Fall / High
    - Latest Renovation:
      - 2018: Structural beam repairs.
    - Notes: City inquired about replacement and received quote which exceeded more than $1 million. Currently too costly for City to replace. Ongoing annual waxing of fiberglass shell. Fiberglass shell is usable but degrading

- **Locker / Changing Rooms**
  - Location: North of Pools
  - Condition: Moderate

  - Use Frequency: Spring, Summer, Fall / High
  - Latest Renovation:
    - 2017: Floors replaced.
    - 1995: Renovations for ADA restroom addition.

- **Pool Pump House**
  - Location: South of Pools
  - Condition: Moderate

  - Use Frequency: Spring, Summer, Fall / High
  - Latest Renovation:
    - 2010: Large pool automated electrical system and filters:
  - Notes: Ongoing annual system upgrades.

- **RACQUET COURTS**
  - **Courts 1 & 2**
    - Location: Southwest portion of Park. (Western 2 courts)
    - Condition: Moderate

    - Use Frequency: Year-round / High
    - Latest Renovation:
      - 2010: Resurfacing
    - Notes: Tennis only, no pickleball. Lighting could be upgraded from halogen to L.E.D. lighting, enabling better user experience and less energy consumption.

- **Courts 3 & 4**
  - Location: Southwest portion of Park. (Western 2 courts)
  - Condition: Moderate

  - Use Frequency: Year-round / High
  - Latest Renovation:
    - 2010: Resurfacing
  - Notes: Tennis & Pickleball Striping (Mixed Use). Lighting could be upgraded from halogen to L.E.D. lighting, enabling better user experience and less energy consumption.

- **ATHLETIC FIELDS**
  - **Field 1**
    - Location: West end of Park, West of RV parking area
    - Condition: Moderate

    - Use Frequency: Year-round / High
    - Latest Renovation:
      - 2015: Infield renovation.
      - 2000 – 2001: New chain link fencing, dugouts, safety netting.
    - Notes: Field 1 is the only large multi-use field with lighting in City Park. It hosts baseball, softball, soccer, football and T-ball events. Due to the overlapping and consistent frequency of use, the condition of the turf is weathered, compacted, and degraded in high use areas. Field striping for soccer matches is burned into the turf, requiring less year-round maintenance, but presents a slight safety concern due to the nature of uneven turf where striping is present. The (7) light poles are equipped with halogen lighting, which could be converted to L.E.D. fixtures for energy consumption purposes. City staff should ensure that any such conversion to L.E.D lighting will exhibit adequate lighting output for nighttime play. The raised planter area behind home plate of Field 1 should be evaluated and considered for removal or replacement due to overgrown tree.

- **Field 2**
  - Location: Central / Northern portion of Park, East of RV parking area
  - Condition: Moderate

  - Use Frequency: Year-round / High
  - Latest Renovation:
    - 2015: Infield renovation
    - 2000 – 2001: New chain link fencing, dugouts, safety netting.
  - Notes: Field 2 is a multi-use diamond field which is smaller than Field 1, without lighting fixtures. It hosts baseball, softball, and soccer events. Installation of lighting fixtures should be considered for nighttime use. Field striping for soccer matches is burned into the turf, requiring less year-round maintenance, but presents a slight safety concern due to the nature of uneven turf where striping is present.

- **Field 3**
  - Location: Central / Northern portion of Park, West of Spruce St.
  - Condition: Good

  - Use Frequency: Year-round / High
  - Latest Renovation:
    - 2024: Installation of (4) Light poles
    - 2013 infield renovation.
    - 2000 – 2001: New chain link fencing, dugouts, safety netting.
  - Notes: Field 3 is sized for Little League play only and is equipped with four overhead lights for nighttime play. It includes a grass infield, and a warmup area adjacent to the western side of the field.

- **Field 4**
  - Location: North-Eastern portion of Park, East of Spruce St.
  - Condition: Moderate

  - Use Frequency: Year-round / High
  - Latest Renovation:
    - 2013: Infield renovation.
  - Notes: Field 4 is a large multi-use diamond field without lighting. Overlapping use of soccer / baseball / softball causes weathering, compaction, and degradation of the turf. Adjacent batting cage is located at west end of Field 4. Light fixture installation should be considered for nighttime play. No permanent restroom facilities are present directly adjacent to Field 4 due to a lack of underground utility infrastructure. Future restroom installation connected to city infrastructure may require a lift station due to onsite grading conditions.

- **Field 5**
  - Location: North-Eastern portion of Park, East of Spruce St.
  - Condition: Moderate

  - Latest Renovation:
    - 2010: Installation.
  - Notes: Field 5 hosts youth soccer events and is not sized adequately for full-sized soccer matches. No lighting or restrooms are present at Field 5. Field striping for soccer matches is burned into the turf, requiring less year-round maintenance, but presents a slight safety concern due to the nature of uneven turf where striping is present.

- **Field 6**
  - Location: Back of Park, South of Spruce Street
  - Condition: Moderate

  - Use Frequency: High
  - Latest Renovation:
    - 2017: Installation
  - Notes: Field 6 is used for soccer, football, and mixed field events. Field striping for soccer matches is burned into the turf, requiring less year-round maintenance, but presents a slight safety concern due to the nature of uneven turf where striping is present.

- **GATHERING AREAS / AMENITIES**
  - **Visitors Center**
    - Location: Front of Park, Along Main Street
    - Condition: Poor-Moderate. (Structural concern)

    - Use Frequency: Year-Round / Moderate
    - Latest Renovation: na
    - Notes: Visitors Center / Chamber of Commerce building is a well appreciated amenity for City Park, although it has structural degradation issues and has cause for concern for failure due to adjacency to the creek. City of Bishop has received previous maintenance inspections indicating that structural replacement / renovation is required. City staff should evaluate the options for replacing or relocating the building. Renovation in place of the existing structure will likely require oversight and approval from additional agencies due to the proximity to the creek.

- **Senior Center:**
  - Location: Back of Park, North of Spruce Street.
  - Condition: Good

  - Use Frequency: Moderate: weekday midday.
  - Latest Renovation: NA
  - Notes: Inyo County Facility. Property is sub-leased from City. Dedicated restrooms located within Senior Center are not available to general public.

- **Bandstand**
  - Location: Front of Park, Southwest corner along Main Street
  - Condition: Good

  - Use Frequency: Spring, Summer, Fall
  - Latest Renovation:
    - 2013
  - Notes: The Bandstand is a highly visible amenity directly adjacent to Main Street and is primarily utilized in warmer months for concerts in the park and other performance-oriented events. It is in nice condition and should be upkept with routine painting and repair needs. City staff could consider installing an ADA accessible ramp, which is not present at this time.

- **Rear Park Pavilion**
  - Location: Middle of park, between pond and Spruce Street
  - Condition: Good

  - Use Frequency: Year-round / Busiest on weekends in Spring / Summer
  - Latest Renovation:
    - 2011
  - Notes: The Rear Park Pavilion is a popular amenity for the park and is usually booked for weekend use in the Spring & Summer. The structure is equipped with electrical supply, can accommodate ~4-6 picnic tables and has 2 adjacent charcoal grills nearby. Demand for the pavilion typically exceeds availability. City staff may want to consider installing an ADA compliant pathway to access the pavilion. City staff should also consider adding another picnic pavilion throughout the park due to generate additional revenue and accommodate park users.

- **Pond Bridge & Gazebo**
  - Location: Middle of pond
  - Condition: Moderate

  - Use Frequency: Year-round / High
  - Latest Renovation: 2014 decking: Bridge planks were recently replaced with Trex material spanning between the concrete pathway at the shore to the end of the bridge, just short of the Gazebo roof.
  - Notes: The Gazebo is a focal piece of City Park, as it is located I the middle of the scenic pond. It offers passive recreation for park users, as well as formally reserved event opportunities. Replacement of planks directly under the gazebo should be pursued for safety reasons as well as to match the directly adjacent bridgeway. The foundation columns are weathered and could benefit from sealant or paint. The wooden shingles atop the Gazebo could also be considered for replacement.

- **Picnic Tables**
  - Location: Moveable tables dispersed throughout the park
  - Condition: Moderate (Varies)
  - Use Frequency: Year-round / High

  - Latest Renovation:
    - Ongoing: Constant manual renovation.
  - Notes: Portable picnic tables are heavily used and may show signs of degradation from weather / sprinkler irrigation. Most of the tables include a metal frame with painted wood seats / tables, although there are several tables manufactured from recycled plastic material. Park staff maintains and paints the wooden tables as needed. The only ADA compliant picnic table is located just west of the Toddler Playground. Unless already provided, City staff should consider placing an ADA compliant picnic table in the Picnic Pavilion.

- **Barbeque Grills**
  - Location: Dispersed throughout park
  - Condition: Moderate

  - Use Frequency: Year-round / Moderate
  - Latest Renovation:
    - Ongoing: Annual painting. Remove and replace.
  - Notes: City Park includes five outdoor charcoal grills, two of which are located adjacent to the Picnic Pavilion, and three which are located between the Aquatic Center and the Pond, North of the skate park. The grills appear to be well used and are in operable condition. Removal and Replacement of grills is recommended.

- **Park Benches**
  - Location: Dispersed throughout park
  - Condition: Moderate (Varies)

  - Latest Renovations:
    - NA. Ongoing as needed.
  - Use Frequency: Year-round / High
  - Notes: Benches in City Park include permanent park benches with diamond steel pattern, portable wood benches used for field events, and permanent recycled plastic benches that are memorials or dedicated from park patrons. The portable wood benches are prone to degradation from field sprinkler irrigation and should be monitored by park staff for safety purposes.

- **Trash Receptacles**
  - Location: Dispersed throughout park
  - Condition: Moderate (Varies)



  - Latest Renovations:
    - Ongoing: painted annually, as needed.
  - Use Frequency: Year-round / High
  - Notes: City Park includes a variety of portable steel cylindrical trash receptacles, and rectangular recycled plastic trash/recycling receptacles located throughout the park.

- **RESTROOMS**
  - **Western Restroom**
    - Location: Front of Park, Southwest of Aquatic facilities
    - Condition: Moderate

    - Use Frequency: Year-round / High
    - Latest Renovation:
      - 2023: Renovation due to fire damage
    - Notes: Ongoing repairs and maintenance are important for park users.

- **Fields Restroom**
  - Location: South of Field 2
  - Condition: Moderate

  - Use Frequency: Year-round / High
  - Latest Renovation:
    - 2016, 2024: Replaced toilets / painted building
  - Notes: The fields restrooms were recently renovated due to recent fire damage. Ongoing maintenance is important for park users.

- **Spruce Street Restroom**
  - Location: Back of Park, West of Spruce St.
  - Condition: Good

  - Use Frequency: Year-round / High
  - Latest Renovation:
    - 2017: Installation.
  - Notes: Ongoing repairs and maintenance are important for park users.

- **RECREATION**
  - **Skate Park**
    - Location: Middle of Park, West of Pond
    - Condition: Moderate

    - Use Frequency: Moderate-High
    - Latest Renovation:
      - 2010: Installation. Ongoing maintenance for graffiti.
    - Notes: The skate park is a nice amenity for Bishop citizens and visitors as it provides individualized recreation opportunities for skateboarding, rollerblading, biking, or scootering during dry weather. Some areas have signs of graffiti which are covered via paint by park staff. Park staff have noted that Pickleball users nearby the skatepark provide a beneficial oversight which seems to have cut down on vandalism. City staff should continue to repair and maintain the Skate Park and continue investments in skate or bike clinics.

  - **Bike Park**
    - Location: Back of Park, South of Spruce Street
    - Condition: Good

    - Use Frequency: Moderate
    - Latest Renovation: Recently Installed
    - Notes: The Bike Park is a volunteer oriented / recently installed amenity that was developed by the Bishop Area Bike Organization (BABO). It features a variety of areas dedicated to improving mountain bike or BMX skills.

  - **Volleyball Courts**
    - Location: Middle of Park, South of Pond
    - Condition: Moderate

    - Use Frequency: Moderate
    - Latest Renovation:
      - Ongoing: Annually sand added, tilled and leveled.
    - Notes: Coarse sand has volleyball users advocating for replacement with finer sand.

- **Horseshoe Pits**
  - Location: Southeast of Tennis Courts 3 & 4
  - Condition: Moderate

  - Use Frequency: Low-Moderate
  - Latest Renovation:
    - 2020: Conversion from Bocce to Horseshoes.
    - 2012: Bocce installation.
  - Notes: Horseshoe stations were built by City staff to take place where previous bocce court was installed. Horseshoe pit area gets used but is in need of consistent maintenance to remove weeds. Possible opportunity area for replacement amenities.

- **Exercise Area**
  - Location: South of Senior Center, across Spruce St.
  - Condition: Poor-Moderate

  - Use Frequency: Moderate
  - Latest Renovation:
    - Ongoing: Maintenance repairs.
    - 2018: Installation.
  - Notes: Exercise area is great amenity for park users, especially considering the proximity to the Senior Center, which is located just north of it across the street. Permanent shade structure poles are installed to allow for removable shade sail fabric. Exercise equipment shows signs of degradation and in need of repair / replacement.

- **Dog Park**
  - Location: Middle / North end of Park, West of Spruce Street.
  - Condition: Moderate

  - Use Frequency: Moderate
  - Latest Renovation:
    - 2014: Installation.
  - Notes: Dog park features a big dog and small dog area, as well as dispersed benches and trees for shade. Water fountains are available. Park staff mentioned that weekends are when the dog park is most highly used. This park amenity is important for the overall well-being of the park because all other areas in the park require dogs to be on leash.

- **MISCELLANEOUS AMENITIES**
  - **Pedestrian Bridges**
    - Location: Five bridges located in middle of park across creek
    - Condition: Good

    - Use Frequency: Year-Round / High
    - Latest Renovation:
      - Pre – 2010: Installation.
    - Notes: Steel framing bridges with wooden planks. Bridges at multiple locations allow for easy access across creek at multiple locations throughout the park, allowing for pedestrian connectivity.

- **Little Leage Concession Stand**
  - Location: Middle of Park, South of Field 2
  - Condition: Moderate - Good

  - Use Frequency: Moderate
  - Latest Renovation:
    - 2024: Renovation.
  - Notes: Small building owned by Little Leage for snack concessions.

- **LANDSCAPING**
  - **General Landscaping**
    - Notes: The general park landscaping is well kept and maintained by Park Staff on a year-round basis. Tree pruning and safety trimming occurs annually. Mature cottonwood trees pose safety considerations and should be continually monitored or potentially considered for removal on a case-by-case basis. Some trees along pedestrian walkway South of Field 1 have instances of root disruption to adjacent concrete pathways and should be considered for replacement on a case-by-case basis.

  - **Community Garden**
    - Location: Back of Park, Southwest corner
    - Condition: Good

    - Use Frequency: High
    - Latest Renovation:
      - 2024: Renovation
      - 2013: Installation
    - Notes: Volunteer led community garden is a recent amenity added to the park that adds a sense of ownership to the park for participants. Installation of shade pergola is a benefit to the community garden. City staff indicates that community garden users have requested an additional nearby restroom facility.

- **MAINTENANCE BUILDINGS**
  - **Maintenance Building 1 (Storage gas shed)**
    - Location: Front of Park, South of Toddler Playground
    - Condition: Moderate

    - Use Frequency: Low
    - Latest Renovation:
      - Pre-2010: Renovation
    - Notes: Wood shingles on roof could be considered for replacement due to fire risk. Access door shows signs of weather degradation at bottom, repair or replacement is recommended.

  - **Maintenance Building (shop):**
    - Location: South of Park Office
    - Condition: Moderate

    - Use Frequency: Year-round / High
    - Latest Renovation:
      - Pre-2010: Installation
    - Notes: Maintenance building for park staff. Not enough building capacity for vehicles, no air conditioning.

- **Park Office:**
  - Location: West of Tennis Courts
  - Condition: Moderate

  - Use Frequency: Year-round / High
  - Latest Renovation:
    - Pre-2010 Installation.
  - Notes: Building is used as the main park office. City staff have noted that building is not equipped with restrooms or shower facilities.

Bishop City Park Master Plan Preliminary Planning Estimate

Item Number	Proposed Amenity	Unit	Quantity	Unit Price	Prelim Total	Notes
1	Field 1 Lighting Conversion	EA	7	$30,000.00	$210,000.00	Existing Halogen light fixtures proposed to convert to LED. Unsure if existing wooden poles are able to support new lighting.
2	Visitors Services	SF	500	$300.00	$150,000.00	~25' x 20' New building
3	Pedestrian Entry Walkway	SF	7200	$20.00	$144,000.00	Assumed 8' wide pathway. Concrete
4	Pool Slide Replacement	EA	1	$1,000,000.00	$1,000,000.00	Estimate provided by City reference.
5	Splash Pad	EA	1	$150,000.00	$150,000.00	Splash Pad to be located at existing pool slide area.
6	Park Office / Maintenance Building	SF	5200	$300.00	$1,560,000.00	Located at existing Office / Maintenance building locations.
7	Court Light Conversion	EA	8	$30,000.00	$240,000.00	Existing light fixtures proposed to convert to LED. Unsure if existing poles are able to support new lighting. New court lighting should provide mechanism for user operation
8	Parking Lot Resurfacing	SF	75000	$15.00	$1,125,000.00	Asphalt & Base. Assumed grading. (No curb gutter sidewalk landscaping)
9	Picnic Pavilion	EA	1	$60,000.00	$60,000.00	~30x35' structure. Likely wooden framed pitched roof
10	Field 2 Renovation	EA	1	$200,000.00	$200,000.00	Dirt infield, Grass outfield. Assumed adjacent netting / fencing
10	Field 2 Lighting	EA	4	$58,000.00	$232,000.00	New lighting fixtures
11	Field 2 & 3 Concessions Building	SF	1100	$600.00	$660,000.00	New Concessions building, possibly to include announcer booths & restrooms. Assumed Multi Level
11	Field 2 & 3 Pedestrian pathway	SF	2400	$20.00	$48,000.00	~300 linear feet. Assumed 8' pathway. Concrete
12	Surface Parking Lot	SF	22200	$25.00	$555,000.00	Asphalt & Base. Assumed grading, curb gutter sidewalk landscaping
13	Recreation Center	SF	25000	$400.00	$10,000,000.00	~95'x 180' Building. Assumed multi-story
14	Surface Parking Lot	SF	11700	$25.00	$292,500.00	Asphalt & Base. Assumed grading, curb gutter sidewalk landscaping
15	Field 4 Lighting Additions	EA	8	$58,000.00	$464,000.00	New LED fixtures for Baseball / Softball field.
16	Mini Enclosed Soccer Field	SF	1	$140,000.00	$140,000.00	60' x 135' (Artificial turf w/ perimeter walls / netting)
16	Mini Enclosed Soccer Field Lighting	EA	4	$20,000.00	$80,000.00	New LED fixtures for enclosed soccer. (Enclosed with perimeter walls, not an overhead structure)

Item Number	Proposed Amenity	Unit	Quantity	Unit Price	Prelim Total	Notes
17	Roller Hockey Rink	SF	1	$230,000.00	$230,000.00	70' x 150'
17	Roller Hockey Rink Lighting	EA	4	$58,000.00	$232,000.00	New LED fixtures for roller hockey. (No overhead structure)
NA	Pedestrian Pathway around Roller Hockey & Mini Soccer	SF	10000	$20.00	$200,000.00	~8'-14' wide perimeter surfacing for sectators / pedestrians
18	Surface Parking Lot	SF	21500	$25.00	$537,500.00	Asphalt & Base. Assumed grading, curb gutter sidewalk landscaping
19	Fitness / Activity Center Building	SF	5000	$400.00	$2,000,000.00	Odd shaped bldg.
20	Improved Event Space	SF	500	$20.00	$10,000.00	20' x 25' concrete platform for Park concert events
21	Slackline Area	EA	4	$1,600.00	$6,400.00	(4) Posts for attaching (2) individual slacklines to. Posts would probably be ~4' high.
22	Fitness Course Replacement	EA	1	$170,000.00	$170,000.00	~30' x 30'. Possible inspiration shown here: https://www.nationalfitnesscampaign.com/fitness-court (open to alternatives)
23	Basketball Courts	EA	2	$80,000.00	$160,000.00	Including equipment and surfacing.
23	Basketball Court Lighting	EA	6	$58,000.00	$348,000.00	6 Lighting fixtures
NA	Pedestrian Pathway between Basketball & Pickleball	SF	4200	$20.00	$84,000.00	~6-8' wide concrete pathway
24	Pickleball Courts	EA	8	$60,000.00	$480,000.00	Incuding surfacing, netting, fencing
24	Pickleball Court Lighting	EA	6	$58,000.00	$348,000.00	6 Lighting fixtures
24	Pickleball Court Pavilion	SF	18000	$50.00	$900,000.00	Optional overhead structure w/ open air siding.
NA	Pedestrian Pathway between Bike Park & Field 6	SF	4300	$20.00	$86,000.00	~8' wide concrete pathway
26	Field 6 Flat Field	LS	1	$1,200,000.00	$1,200,000.00	Estimate provided by City reference.
27	Restroom	EA	1	$250,000.00	$250,000.00	Assumes pre fab restrooms
28	Surface Parking Lot	SF	36500	$25.00	$912,500.00	Asphalt & Base. Assumed grading, curb gutter sidewalk landscaping
29	Open Space Drainage Area	AF	5	$20,000.00	$100,000.00	Retention pond for surface runoff (existing and proposed) (Assumed 52,000 sf x 4' deep)
Subtotal:					$25,564,900.00	

General Notes: Planning level estimate subject to change. Actual cost to be refined with further design / engineering.

WOOD RODGER 317