THE SCHOOL BOARD OF BROWARD COUNTY, FLORIDA
OFFICE OF THE SUPERINTENDENT

TUESDAY, JULY 29, 2025 10:30 AM
Kathleen C. Wright Building
600 Southeast Third Avenue, Board Room
Fort Lauderdale, Florida 33301

AGENDA FOR BOARD WORKSHOP

BOARD WORKSHOP CAN BE VIEWED VIA LIVE STREAM OVER THE INTERNET ON THE DISTRICT'S WEBSITE (www.browardschools.com).

Revised 7/23/25 - Supplemental 7/22/25

School Board meetings will be held with Board Members being physically present and via electronic communication. This advertised Regular School Board Meeting will be accessible virtually. **Public Written Agenda Comments - Members of the public may submit public written comments by visiting the District's webpage at www.browardschools.com/publicparticipation. Public Written Agenda Comments must be submitted no later than 1:00 p.m. the day before the published date of the School Board Meeting or Workshop. Anonymous comments will not be accepted; therefore, written comments must include the person's name, city of residence, and zip code. Written agenda comments may not exceed a maximum of twenty-two hundred and fifty (2250) characters.** Pursuant to School Board Policy 1020, the public may speak a total of twelve (12) minutes during any single meeting. Additionally, in the event a large group of individuals (ten (10) or more) sign-up to speak on any one agenda item, the Board Chair has the authority to adjust the time limit for each speaker to speak less than the three (3) minutes usually permitted or limit the overall time speakers will be heard on that item. **Members of the public who would like to speak prior to the start of the meeting must register to speak in-person and the Board Chair will only recognize registered participants. Persons desiring to make a presentation as a general public speaker shall register electronically, via an online portal on the School District's website at least five (5) calendar days prior to the School Board meeting by visiting www.browardschools.com/publicparticipation.**

Free guest parking is available at the southeast 3rd Avenue parking lot on all School Board meeting dates.

TOPICS

1. **10:30 A.M. - 11:00 A.M. – Bond Oversight Committee Report FY25 Q3**

   FY25 Q3 BOC Report

2. **11:00 A.M. - 12:00 P.M. – COMMITTEE REPORTS**
   Audit Committee
   Broward County Association of Student Councils and Student Advisor to the Board
   District Advisory Council

Diversity Committee
ESE Advisory Council
ESOL Leadership Council
Facilities Task Force
Gifted Advisory Council
Green Advisory Committee
Human Relations Committee
Multilingual Advisory Committee
Parent Community Involvement Task Force
Small Business Advisory Committee
Technology Advisory Committee

3. **12:00 P.M. - 12:30 P.M. – BREAK**

4. **12:30 P.M. - 1:00 P.M. – CLOSED DOOR SESSION**

5. **1:00 P.M. - 1:45 P.M. – Office of the Chief Auditor - Chief Auditor Evaluation Feedback & Actions Steps**

   CAAS Feedback Matrix 2024-25.pdf

6. **1:45 P.M. - 2:15 P.M. – Rule Development- Policy 1020: School Board Meetings and Rules of Order**

   Presentation.pdf
   Policy 1020 Redline.pdf
   Fist to Five Resource.pdf

7. **2:15 P.M. - 2:45 P.M. – Office of Safe Schools Quarterly Report - Q4**
   ADDED EXHIBIT

   Presentation.pdf

8. **2:45 P.M. - 3:45 P.M. – 2025 Legislative Session Update**

   2025 Regular Legislative Session Summary Presentation.pdf
   2025 Regular Legislative Session Comprehensive Report.pdf

9. **3:45 P.M. - 4:45 P.M. – Redefining Our Schools - 2025-2026**
   ADDED EXHIBITS

   Presentation.pdf
   BCPS District Schools - 2025.pdf
   BCPS - Charter School Survey - 2025.pdf

ADJOURNMENT

The School Board of Broward County, Florida, prohibits any policy or procedure which results in discrimination on the basis of age, color, disability, gender identity, gender expression, genetic information, marital status, national origin, race, religion, sex or sexual orientation. The School Board also provides equal access to the Boy Scouts and other designated youth groups. Individuals who wish to file a discrimination and/or harassment complaint may call the Director, Equal

Educational Opportunities/ADA Compliance Department & District's Equity Coordinator/Title IX Coordinator at 754-321-2150 or email eeo@browardschools.com.

Individuals with disabilities requesting accommodations under the Americans with Disabilities Act Amendments Act of 2008, (ADAAA) may call Equal Educational Opportunities/ADA Compliance Department at 754-321-2150 or email eeo@browardschools.com. Language Interpretation/Translation Services are available for the public upon request to the Bilingual/ESOL Department by emailing ESOLRequests@browardschools.com.

Any person who decides to appeal any decision made at a meeting(s) announced by this Notice with respect to any matter considered at such meeting(s) will need a record of the proceedings and for such purpose may need that a verbatim record of the proceeding is made, which records testimony and evidence upon which the appeal is to be based.

Telephone conferencing or other telecommunications technology may be used in conducting this public meeting to permit absent Board Members to participate in discussions, to be heard by other School Board Members and the public, and to hear discussions taking place during the meeting.

Notice is hereby given that two or more Board Members of The School Board of Broward County, Florida, may be participating.



Established 1915
BROWARD
County Public Schools



BOND OVERSIGHT COMMITTEE
QUARTERLY REPORT

FOR THE QUARTER ENDED MARCH 31, 2025

Meeting June 12, 2025

SAFETY
MUSIC & ART
ATHLETICS
RENOVATION
TECHNOLOGY

FY25 Q3

The School Board of Broward County, Florida

RESOLUTION

No 23-109

RESOLUTION FOR THE COMPLETION OF THE SAFETY, MUSIC AND ARTS, ATHLETICS, RENOVATION AND TECHNOLOGY (SMART) PROGRAM

WHEREAS, on November 4, 2014 the voters of Broward County approved $800 million in General Obligation bonds; and

WHEREAS, on May 19, 2015 the Board amended the District Educational Facilities Plan and approved the SMART Program with those bond funds and other capital funding to accomplish Safety, Music and Arts, Athletic, Renovation and Technology (SMART) Projects; and

WHEREAS, the District originally anticipated that the SMART Program would be completed by fiscal year 2021; and

WHEREAS, the District has experienced challenges such as scheduling delays and expansion of scope as well as budget overages in order to keep the scope commitments of the SMART Program; and

WHEREAS, the District acknowledges the commitment of the Bond Oversight Committee and its members as well as the diligent effort and input of Florida Tax Watch in monitoring the SMART Program; and

WHEREAS, the District acknowledges the work of the Grand Jury highlighting deficiencies in the SMART Program; and

WHEREAS, the District is using the *lessons learned* as an opportunity to improve to processes and delivery of the SMART Program; and

WHEREAS, the Board has set a requirement that the SMART Program be completed by October 31, 2025; and

WHEREAS, this expectation includes the financial close-out and full expenditure of General Obligation Bond funds; and

WHEREAS, all SMART Program projects will be completed and being utilized for the intended purpose, as designed;

NOW THEREFORE, BE IT RESOLVED, that The School Board of Broward County, Florida, hereby declares;

That it is the will of the Board that the SMART Program be delivered to the Public by October 31, 2025

THE SCHOOL BOARD OF BROWARD COUNTY, FLORIDA

BY: _____
Lori Alhadeff, Chair

ATTEST: _____
Earlean C. Smiley, Ed. D., Interim Superintendent

ADOPTED
May 9, 2023



COMMITTEE MEMBERS

Stephen Hillberg
Committee Chair

Tommy Demopoulous, CFI, CFPS, CFEI, FO, FM
Committee Member

Latha Krishnaiyer
Committee Member

Parth Patel
Committee Member

William Tracy
Committee Member

PREFACE

Broward County Public Schools (the District) is pleased to present the latest **Bond Oversight Committee Report for the quarter ending March 31, 2025**. We invite you to explore the pages that follow for an overview and accompanying details of the progress being made on the **SMART Program** (**S**afety, **M**usic & Art, **A**thletics, **R**enovation, and **T**echnology).

This report is the latest quarterly document prepared for the Bond Oversight Committee (BOC), which was established shortly after the start of the SMART Program to provide independent, external oversight of the Broward County Public School's improvements in the SMART Program.

The BOC report is prepared on a quarterly basis to provide a progress report of the $800 million bond and how the funds are working towards making much-needed improvements to 232 District schools. **The goal of the report is to promote transparency and accountability** as this monumental initiative delivers on the District's commitment to improve the learning environment in schools districtwide.

The following pages offer an **Introduction section** with a high-level overview of the progress made this past quarter. The Introduction is then followed by a **detailed report of each of the key components of the SMART Program**, a **fiscal report from the Capital Budget** department, and a **glossary** of SMART acronyms and terminology is also included to help readers better understand the information provided.

The quarterly report features the **School Spotlights** which provide a progress report on construction at each of the 232 schools in the SMART Program. These school spotlights and other current Program information are also featured on the District's SMART website at:

https://bcpssmartfutures.com/

You can also access the previous quarterly reports by visiting the BOC website at:

http://www.broward.k12.fl.us/boc/

Thank you for your interest in the Broward County Public Schools SMART Program!



TABLE OF CONTENTS

Preface — **Page i**

The SMART Glossary — **Page 1**

Introduction — **Page 7**

Section 1 – Technology SBBC Schools — **Page 16**

Section 2 – Technology Charter Schools — **Page 18**

Section 3 – Music & Art Equipment — **Page 20**

Section 4 – Athletics — **Page 22**

Section 5 – Facilities — **Page 24**
Sonja Coley, Task Assigned Executive Director
Michael McIntyre, AECOM
Ashley Carpenter, Atkins

Section 6 – Budget Activity — **Page 312**
Romaneir Johnson, Chief Financial Officer

Section 7 – Supplier Diversity Outreach Program — **Page 497**
Wanda Paul, Chief Operations and Facilities Officer

Section 8 – Communications — **Page 508**
Yvonne Garth, Garth Solutions / AECOM Team

The SMART Glossary

THE SMART GLOSSARY

Adopted District Educational Facilities Plan (ADEFP) – The District's five-year funding plan for capital improvements, adopted by the School Board each year.

ATP – Authorization to Proceed with design services.

BCPS – Broward County Public Schools.

BOC – The Bond Oversight Committee is an independent panel that oversees the SMART Initiative through the review of project expenditures and quarterly reports, and by facilitating public input through regularly scheduled hearings.

Basic Equipment List – A document showing the minimum type and quantity of musical equipment that schools should possess to offer core music courses.

Building Envelope – SMART projects pertaining to work on a building's exterior, roofs, walls and windows.

Building Replacement – Requires additional analysis by the Design Professional to determine if a building is in a condition that would warrant replacement or if the building is sufficiently structurally sound that would make improvements appropriate.

CMAR – Construction Manager at Risk is a contractor that provides pre-construction services, cost estimates, construction management and other related services. Hiring the contractors at this early stage in the design process is a valuable step to ensure a seamless and faster transition from designing to implementing improvements.

CSMP – Construction Services Minor Projects are open-end agreements to expedite single construction projects that are valued at $2 million or less with some CSMP services allowed up to $4 million. The CSMP limits are set by School Board Approval of the CSMP contracts.

Capital Outlay Tax – Money raised from local taxpayers to spend on either the purchase of a fixed asset or to extend its usefullife.

Capital Projects – Construction, renovations or replacement to improve or maintain an existing asset of the School District.

Commitment – A project obligation, such as a purchase order or a requisition.

Current Budget – Current approved budget including any School Board approved changes that impacted the Original Budget.

DHCP – Dynamic Host Configuration Protocol is a way to assign dynamic IP addresses to devices in a network.

THE SMART GLOSSARY continued

DNS – Domain Name Systems is the way Internet domain names and addresses are tracked and regulated.

DR Storage – Disaster Recovery Storage is a backup system used to store and retrieve computer files and data.

Design Phase – The third (3) phase of the six-phased process in which drawings and plans are developed for eventual implementation by contractors and vendors.

Design Professionals – A term referring to architects, engineers, interior designers, and landscape architects whose application of appropriate design services requires licensing or state registration.

Digital Instructional Resources – Instructional materials that are conveyed by way of digital media, including, digital textbooks, applets and applications, and online supplementary resources.

Disparity Study – A type of market analysis to determine if a statistical difference exists between the number or types of companies available to participate in the bid for contracts versus those firms that actually obtain those contracts.

District Educational Facilities Plan (DEFP) – A 5-year capital budget planning document.

Financially Active Project – A project with existing commitments or expenses.

FY– An abbreviation for Fiscal Year in which funds are released to initiate project planning and implementation

Forecast – Forecast dates may fluctuate periodically to reflect actual or unforeseen dynamics that arise as the projects move through each phase. As these unexpected dynamics may impact the originally "planned" schedule dates, forecast dates will be updated accordingly to communicate the most up-to-date schedule milestone dates.

Gap Analysis – Measurement of areas of greatest need for each school to determine whether schools are operating within music instruction's minimum standards.

HVAC – Heating, Ventilation, and Air Conditioning.

GMP – A Guaranteed Maximum Price is negotiated to set a price ceiling for fees and cost incurred.

THE SMART GLOSSARY continued

GOB – The 2014 General Obligation Bond was approved by Broward County voters and pays for renovation projects and technology for District-owned schools and charter schools.

I&T – The School District's Information and Technology Department is responsible for designing, implementing and managing information technology solutions that improve student achievement and operational efficiency.

IPAM – Internet Protocol Address Management is a means of planning, tracking and managing the Internet Protocol address space used in a network.

IT – Information Technology refers to anything related to computer technology, such as networking, hardware, software, the Internet or the people working with those technologies.

ITB – Invitation to Bid is a process similar to a Request for Quotations (RFQ) in which contractors, suppliers, and vendors are invited to bid to provide the School District with specific products or services.

Implementation Phase – The fifth of the six-phase SMART Initiative process in which contractors or vendors begin work on SMART projects.

Improvements – SMART projects involving construction or renovations that have a life cycle of more than five years.

Load Balancing System – A network that improves the distribution of workloads across multiple computing resources, such as computers, central processing units, disk drives, and other network links.

LOR – Letter of Recommendation to issue permit from the Building Department, thus completing the design phase.

MWBE – A government designation for Minority and Women-Owned Business Enterprises.

NGFW – Next Generation Firewall is either a hardware or software-based network security system that is able to detect and block sophisticated attacks by enforcing security policies at the application, port and protocol levels.

Network Security Perimeter Defense – A firewall used to prevent attacks on a computer network.

Non-GOB Funding– Money for School District capital improvement projects that come from other budget sources outside of the 2014 General Obligation Bond.

THE SMART GLOSSARY continued

NTP - Notice to Proceed is a letter from the owner or project manager to a contractor stating the date work can begin according to the conditions of the contract.

OF&C – The Office of Facilities and Construction oversees all construction and renovation projects in the School District, including those in the SMART Initiative.

Original Budget – The budget approved at the May 19, 2015 school board meeting that established the SMART Program's 5-year budgets.

PCM – Project Charter Meetings are informational sessions where school district officials and project architects explain the scope, schedule, and objectives of SMART projects to the parents, students, volunteers, and local public officials who make up a school's community.

PPO – The Physical Plant Operations Department responds to routine and emergency requests to repair and maintain District assets. PPO is responsible for various infrastructure work, including air conditioning, carpentry, electrical, and plumbing to provide a safe learning environment for Broward County school students.

PSA – Professional Services Agreements are contracts between the District and consultants, design professionals or vendors to complete work during a specific time period.

Phase – One of six steps in the process of developing a project from initial planning to final quality assurance inspection once construction is completed.

Professional Design Services – See Design Professionals

Project – The undertaking to improve school infrastructure, and technology or to provide equipment under provisions of the SMART Initiative.

Project Scope – The part of planning that involves determining and documenting a list of specific project costs, goals, deadlines, and tasks to ensure that results are achieved to make sure the project is successfully completed.

QSEC – The Qualification Selection Evaluation Committee is the School District's independent panel that evaluates and ranks proposals.

RFQ – Request for Qualifications is a process that solicits contractors, suppliers, and vendors to bid to provide specific products or services to the District.

SAC – School Advisory Councils are committees of volunteers who assist principals and other school administrators in the preparation and evaluation of the school's improvement plan.

THE SMART GLOSSARY continued

SBBC – School Board of Broward County.

SCEP – The School Choice Enhancement Program allows every District-owned school in the SMART Initiative to determine how to spend $100,000 on smaller capital projects to improve the condition of an instructional space or educational environment.

SDOP – The Supplier Diversity Outreach Program remains a key part of the School District's efforts to ensure that small, minority-owned, and women-owned businesses are represented as consultants, contractors, designers, and vendors in the SMART Initiative.

SMART – Safety, Music & Art, Athletics, Renovations and Technology (SMART), which is the ongoing capital improvement program to address the infrastructure and equipment needs of the Broward County Public Schools.

SMART Program Years – Years 1 through 5 refer to the year that funding is identified for SMART Program projects. As identified and approved in the 2014 needs assessment.

SMART Website – District website that lists completed and ongoing SMART projects. The link is https://bcpssmartfutures.com/

S/M/WBE – A government designation for Small/Minority/Women Business Enterprise.

SPE – Single Point of Entry is a SMART security project that uses fencing, gates, and other structures to create a primary means of access to a school campus.

School Community – The parents, students, school staff volunteers and local elected officials who make up the constituency an individual school serves.



Introduction

INTRODUCTION

The School Board of Broward County (the District) continues to make notable progress in all areas of the SMART Program (**S**afety, **M**usic & Art, **A**thletics, **R**enovation and **T**echnology). The SMART Program expenditures are bringing new computers, musical equipment and better facilities to Broward County Public Schools.

What follows in this introduction section is a **summary showing the progress being made in each key area of the SMART Program.** Supporting details can be found in the subsequent sections of this Bond Oversight Committee Report for the quarter ending on March 31, 2025.



Technology SBBC Schools: COMPLETE

The SMART technology deployment is fully completed for all 230 schools. All work has been completed for the three (3) Project Scopes identified in the SMART Program:

- 83,362 computing devices were delivered to 209 schools.
- **Computer Gap:** Many schools exceeded the goal of 3.5:1 student to computer ratio, bringing the district to a 2:1 average student to computer ratio.
- **Infrastructure Upgrade** Completed for all Schools
- **Wireless/Cat6 Upgrade** 13,166 Wireless Access Points were installed, in addition to installing 12,738 CAT6 Wiring drops.

This Project was completed with a Savings of $10.3 million to the district.



Technology Charter Schools: COMPLETE

The development of charter school technology is completed for the 67 eligible schools as more than 11,314 computing devices have been ordered and installed.



Music and Art Equipment: COMPLETE

Applied Learning has successfully completed its commitment to the District, providing music, ceramics and theater equipment to all qualifying schools enhancing the arts experiences of BCPS students.

At the close of this quarter

- **Music Instruments - 100% complete**
  - 60,076 musical instruments of the 60,076 ordered have been delivered to schools.
- **Kilns - 100% complete**
  - 136 of the 136 kilns ordered have been delivered to schools. Two kilns are remaining to be installed at one site due to design needs stemming from a necessary relocation of the kilns.
- **Theater – 100% complete**
  - 40 of the 40 schools with theater programs have received and had installed their lighting, sound and/or stage equipment. The remaining school needs extensive wiring for installation which we are currently addressing.

Broward County Public School students will benefit from this investment far into the future.



Athletics: COMPLETE

The SMART Program Athletics initiatives have reached a significant moment, with all but one project having reached official completion.



15 **All SMART athletic track projects**
(15 tracks – 3 middle schools and 12 high schools) have been complete as of September 30, 2018.



30 **All 30 weight room upgrades have been completed.**
Northeast High School was the final school to complete its weight room renovations in Q3 2021.

QUARTERLY HIGHLIGHTS

PRIMARY RENOVATIONS

- This quarter, the number of projects in **construction closeout** went up by **22** to **191 in total.**
  - Reflects a Year to Year difference of **92** projects moved into construction closeout in the last year.
- **Two Ribbon-Cutting ceremonies** took place this quarter.
- We continued the school year by visiting schools with construction underway and completed **over school visits this quarter.**


JAMES S. RICKARDS MS


MCARTHUR HS


CORAL SPRINGS HS

PRIMARY RENOVATIONS PROCESS CHARTS

PROJECT PLANNING	HIRE DESIGNER	PROJECT DESIGN	HIRE CONTRACTOR	ACTIVE CONSTRUCTION	CONSTRUCTION CLOSEOUT
*3	1	3	2	135	191
$9.95 M	$6.36 M	$0.96 M	$2.70 M	$912.73 M	$617.78 M
REFLECTS ADEFP BUDGET				REFLECTS BOARD APPROVED AWARDS	
*3	2	6	1	153	169
COMPARISON OF DATA REPORTED LAST QUARTER: DECEMBER 31, 2024					

Disclaimer: Some schools have multiple Primary Renovations projects in different phases.

** Projects are on hold. Preliminary planning will initiate once further decisions are made.*

Budget Activity

The FY25 Q3 report includes **financial details for all the projects in the SMART Program.** As SMART Program projects are being completed these projects are highlighted in the Completed and Meets Standard - Budget Activity Report. The remaining balance for all the Completed and Meets Standard Projects will be held until the School Board approves how the funds will be re-prioritized for other SMART Program Needs. There may be some additional financial activity on these projects as the final payments are made and all the purchase orders are closed-out.

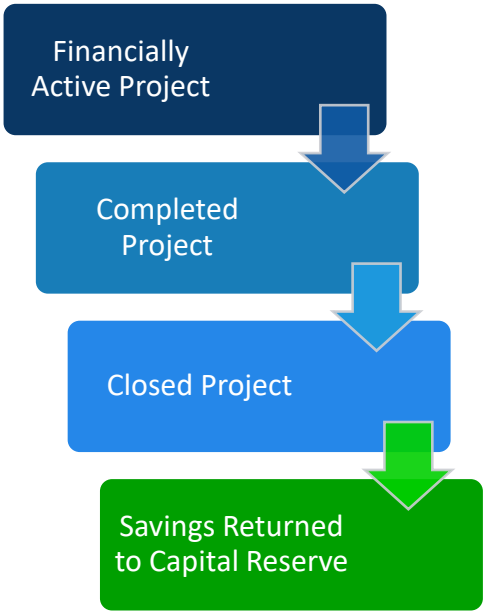

The financial life-cycle of a project starts when the project is **financially active**.

At the end of the implement improvements phase projects are marked as **complete**. These projects are in their final inspection for quality assurance, between substantial and final completion, which includes verification that the scope is completed according to approved specifications, final submittals of documents and closing out the vendor contract.

When all of the close-out steps are completed, final payments have been submitted to vendors, and all purchase orders have been reviewed and closed the project is **closed**.

After the project is closed, remaining funds are reported to the School Board and **returned to the District's Capital Reserve**.

SMART Program Budget By Program Year

Years 1-7	$1,315.1 M
Year 8	$190.7 M
Year 9	$89.0 M
Year 10	$116.8 M
Year 11	$6.6 M
Total SMART Program*	$1,718.2 M

The Budget Activity Report includes financial details on all program years.

(≈ $1.7 Billion)

* Includes School Board approved project budget amendments

Budget Activity

The District is continuing to make significant progress toward implementing all the SMART Program projects. Every month more projects are moving into the financially active category, and the expenditures continue to increase as more projects are moving through the design phases, entering construction, and payments are being made to contractors.

The following charts demonstrate the financial progress made in the SMART Program through the end of the third quarter of fiscal year 2025.

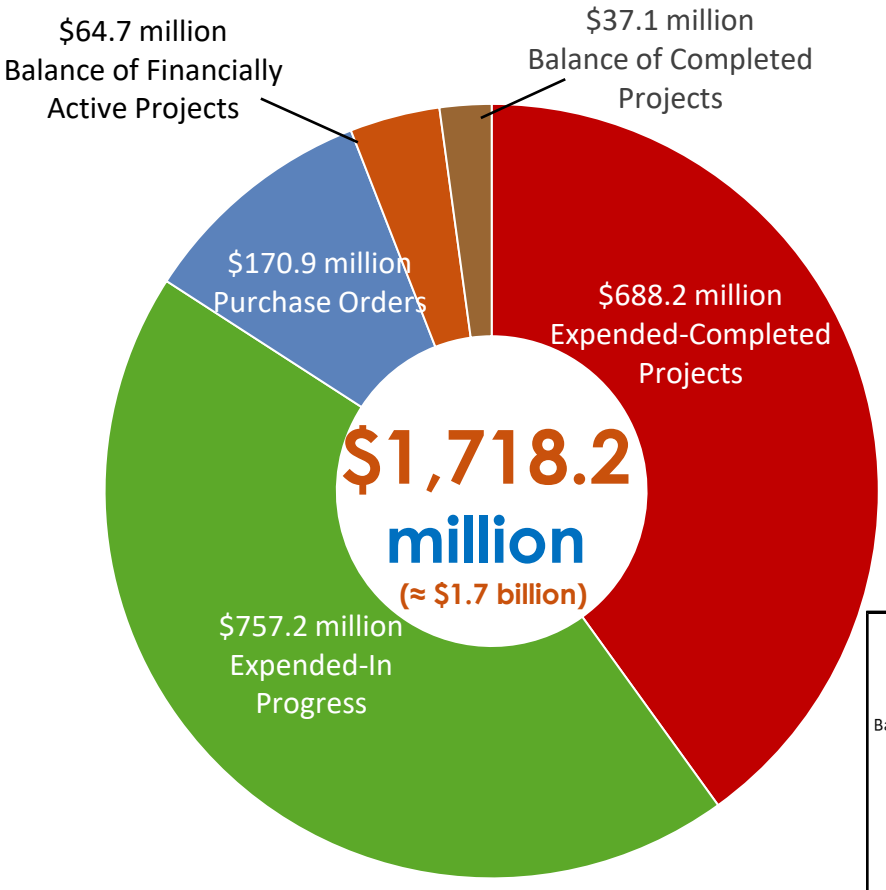

$42.8 million Expenditures this Quarter

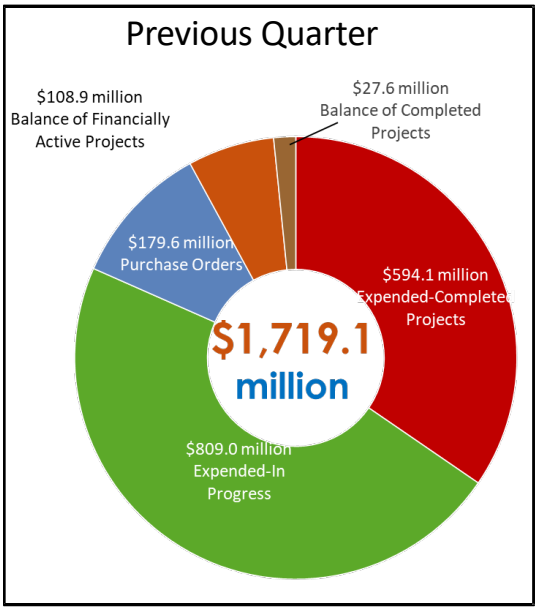

INTRODUCTION

The *Economic Development & Diversity Compliance Department (EDDC)*, through the *Supplier Diversity Outreach Program (SDOP)*, promotes inclusion and economic growth in support of the local small business community. With a focus on *Support Services for All*, the mission of **EDDC is to grow the economic base of Broward County for the benefit of students, families, and the business community**. This is achieved through the following program components:

CERTIFICATION

- Assists firms to gain access to business opportunities in the District and beyond
- Increases the visibility of local firms to prospective customers
- Provides access to business development resources

MARKETING

- Announces upcoming solicitations directly to Certified suppliers through the EDDC Concierge Service
- Strategically engages key stakeholders and community partners
- Assists firms with insight and information on how to do business with the District through One-on-One Technical Assistance

COMPLIANCE

- Participation in Pre-bid and Outreach Meetings
- Performs compliance reviews for SMART and non-SMART projects, monitoring contracts from award through project close-out
- Tracks and verifies payments to Certified subcontractors
- Facilitates mediations between primes and sub-contractors

SDOP PROGRAM METRICS FY25 Q3

Reporting Period January 1, 2025 – March 31, 2025

1. BUSINESS ENTERPRISE CERTIFICATIONS	
Male-owned Certified Firms	386
Female-owned Certified Firms	397
Total Certified Firms	**783**
2. SDOP TARGETED MARKETING REPORT	
EDDC Concierge Service	729
Community & Stakeholder Meetings	96
One-on-One Technical Assistance Provided	2982
3. SMART BOND CONTRACT AWARDS	
Total Approved Contracts	1
Total # of Certified Prime Contract Awards	0
Total # of Certified Subcontractors Utilized	3
4. SMART PROJECTS SUB CONTRACTOR COMMITMENT BY ETHNICITY & GENDER	
Amount of Total Contracts	$15,975,000.00
Amount of Commitment to Certified Sub Contractors	$3,289,631.00
Percentage of Commitment to Certified Sub Contractors	20.59%
5. SMART BOND CUMULATIVE SPEND[1]	
Cumulative Spend with Certified Prime Firms FY15 Q2 – FY25 Q3	$566,207,969.05
Percentage of Certified Prime Utilization	29.34%

[1] *Cumulative Spend is based on the value of Purchase Orders issued to Certified primes per SMART Category.*

IN THIS QUARTER

MILESTONES

Park Springs Elementary School Ribbon-Cutting Ceremony
Stranahan High School Ribbon-Cutting Ceremony
Bond Oversight Committee Quarterly Meeting at Margate Elementary School

MULTIFACETED OUTREACH

Keeping the Community Informed
Small Business Outreach: Economic Development & Diversity Compliance
Winter Break Communication Initiatives
Informing through Social Media

QUARTER RESULTS OVERVIEW

16	3	34K	38K
SCHOOL VISITS	MEDIA MENTIONS	WEBSITE VISITORS	PAGE VIEWS

SOCIAL MEDIA PERFORMANCE

	1,371 FOLLOWERS		561 FOLLOWERS		1,149 FOLLOWERS	
	43 POSTS	56,549 IMPRESSIONS	18 POSTS	2,892 IMPRESSIONS	20 POSTS	9,339 IMPRESSIONS

Visit us at www.bcpssmartfutures.com

SAFETY MUSIC & ART ATHLETICS RENOVATION TECHNOLOGY

BCPS_SMART | BCPS_SMART | BCPSSMART | BCPS SMART FUTURES



Section 1

Technology SBBC Schools

Bond Oversight Committee SMART Technology Quarterly Update
SBBC Schools



Technology SBBC Schools: COMPLETE

As of September 30, 2017, the SMART technology deployment is fully completed for all 230 schools. All work has been completed for the three (3) Project Scopes identified in the SMART Program:

- **Computer Gap:** Many schools exceeded the goal of 3.5:1 student-to-computer ratio, bringing the district to a 2:1 average student to computer ratio
  - 83,362 computing devices were delivered to 209 schools
- **Infrastructure Upgrade** Completed for all Schools
- **Wireless/Cat6 Upgrade** 13,166 Wireless Access Points were installed, in addition to installing 12,738 CAT6 Wiring drops

This Project was completed with a Savings of $10.3 million to the district.

As of the First Quarter of FY 2018 (month ended September 30, 2017), **the SMART technology deployment is completed for all 230 SBBC schools**. For more detailed information on the SMART Program SBBC school technology, you can visit the Bond Oversight Committee website and review the FY18 First Quarter report.

http://www.broward.k12.fl.us/boc/QuarterlyReports/FY18_Q1BOCReport.pdf

The districtwide technology infrastructure projects were completed in the Third Quarter of FY 2021 (month ended December 31, 2020.

http://www.broward.k12.fl.us/boc/QuarterlyReports/FY21_Q2BOCReport.pdf

Section 2

Technology Charter Schools

Bond Oversight Committee SMART Technology Quarterly Update
Charter Schools

Technology Charter Schools: COMPLETE

The development of charter school technology is completed for the 67 eligible schools as more than 11,314 computing devices have been ordered and installed.

As of the Third Quarter of FY 2017 (month ended March 31, 2017), **all charter school technology projects were completed**. For more detailed information on the SMART Program charter school technology, you can visit the Bond Oversight Committee website and review the FY17 Q3 report.

http://www.broward.k12.fl.us/boc/QuarterlyReports/FY17_Q3BOCReport.pdf



Section 3

Music & Art Equipment

Music & Art Equipment - Applied Learning Department

COMPLETE

As of the end of FY21 Q4, all Music & Art Equipment projects were completed:

- **60,076 new musical items in the hands of our students**
  - Elementary 47,342
  - Middle 3,847
  - High 8,303
  - Center 584+





- **136 New Kilns delivered to schools**



- ~~39~~ **40*** **school theater stage, sound and lighting installations completed**

* There are 39 schools that were originally included for the theater stage, sound, and lighting upgrades/installations. As a result of the success of the SMART Program, an additional theater program was identified for equipment support making a **total of 40 schools that benefited from upgrades** to their theater departments!




For more detailed information on the SMART Program Music & Art Equipment, you can visit the Bond Oversight Committee website and review the FY21 Q4 report.

http://www.broward.k12.fl.us/boc/QuarterlyReports/FY21_Q4BOCReport.pdf



Section 4

Athletics

SMART PROGRAM ATHLETICS

COMPLETE

As of the end of FY21 Q4, all the Athletic projects were completed

SMART Program Athletic initiatives are in good standing, **with all projects completed**. All 15 track and 30 weight room enhancements funded by the SMART Program have been completed.

Tracks



15

COMPLETED

Track Upgrades

SMART athletic track projects

Each of the athletic track projects, (15 tracks – 3 middle schools and 12 high schools) have been complete as of September 30, 2018.

Weight Rooms



30

COMPLETED

Weight Room Upgrades

SMART weight room projects

Improvements include equipment, paint, murals, structural repairs, flooring, sound systems, mirrors, lighting, electrical upgrades, etc.

The 30 High Schools covered by the weight room initiative have undergone a coordinated review for safety, ADA compliance, dimensional clearance, and gender equity prior to the release of funding.

Each of the 30 weight room upgrade projects has been completed as of June 30, 2021.

For more detailed information on the SMART Program Athletics, you can visit the Bond Oversight Committee website and review the FY21 Q4 report.

http://www.broward.k12.fl.us/boc/QuarterlyReports/FY21_Q4BOCReport.pdf

Section 5

Facilities

Sonja Coley
Task Assigned Executive Director,
Capital Programs

Report Provided by the District's Program Managers:

Michael McIntyre
AECOM

Ashley Carpenter
AtkinsRealis

TABLE OF
CONTENTS

FACILITIES

1 **PRIMARY RENOVATIONS**
- Quarterly Highlights
- Program Management & Controls Management S/M/WBE Reporting
- Projects in Closeout
- Completed Schools
- Projects Ahead of Schedule
- Big 3 Schools Update
- Safety & Security
- Change Orders
- Schedule Variances

2 **SCHOOL CHOICE ENHANCEMENT PROGRAM (SCEP)**
- Summary of SCEP Projects
- SCEP Quarterly Highlights

3 **PROGRAM COSTS & CONTROLS**
- Master Program Schedule
- Budget Adjustments
- Hard vs. Soft Costs
- Hold Vendors Accountable
- Risk Assessment

4 **SCHOOL SPOTLIGHTS**
- Understanding the Six-Phase Process
- Individual School Spotlights

QUARTERLY HIGHLIGHTS

PRIMARY RENOVATIONS

- This quarter, the number of projects in **construction closeout** went up by **22** to **191 in total.**
  - Reflects a Year to Year difference of **92** projects moved into construction closeout in the last year.
- **Two Ribbon-Cutting ceremonies** took place this quarter.
- We continued the school year by visiting schools with construction underway and completed **over school visits this quarter.**


JAMES S. RICKARDS MS


MCARTHUR HS


CORAL SPRINGS HS

PRIMARY RENOVATIONS PROCESS CHARTS

PROJECT PLANNING	HIRE DESIGNER	PROJECT DESIGN	HIRE CONTRACTOR	ACTIVE CONSTRUCTION	CONSTRUCTION CLOSEOUT
*3	1	3	2	135	191
$9.95 M	$6.36 M	$0.96 M	$2.70 M	$912.73 M	$617.79 M
REFLECTS ADEFP BUDGET				REFLECTS BOARD APPROVED AWARDS	
*3	2	6	1	153	169
COMPARISON OF DATA REPORTED LAST QUARTER: DECEMBER 31, 2024					

Disclaimer: Some schools have multiple Primary Renovations projects in different phases.

** Projects are on hold. Preliminary planning will initiate once further decisions are made.*







DETAILED CONSTRUCTION BREAKDOWN

HIRE CONTRACTOR	CONSTRUCTION AWARD	CONSTRUCTION	SUBSTANTIAL COMPLETION	FINAL COMPLETION	FINANCIAL CLOSEOUT	CLOSED
2	8	127	23	31	28	109
$2.70M	$26.49 M	$886.24 M	$148.12 M	$121.83 M	$91.27 M	$256.56 M

HIRE CONTRACTOR	ACTIVE CONSTRUCTION	CONSTRUCTION CLOSEOUT
1	8	145	16	33	21	99

COMPARISON OF DATA REPORTED LAST QUARTER: DECEMBER 31, 2024

*Disclaimer: Some schools have multiple Primary Renovations projects in different phases.

SAFETY
MUSIC & ART
ATHLETICS
RENOVATION
TECHNOLOGY

** *Reflects Board Approved Awards*

PROGRAM MANAGEMENT & CONTROLS MANAGEMENT S/M/WBE REPORTING

AECOM March 2025 S/M/WBE Participation Reporting

Invoices Submitted to Client through March 2025 *	$100,901,142.98
Overall Paid to AECOM through March 2025*	$97,377,209.70
Paid on Prime Only Invoices through March 2025*	$23,636,657.15
Non-S/M/WBE Subconsultant paid through March 2025	$29,500,580.22
S/M/WBE Subconsultant Paid through March 2025	$44,239,972.33
S/M/WBE participation	**45.43%**

AECOM has invoiced through March 2025

AECOM and its subconsultants have been paid for invoicing through March 2025

* Excludes Additional Specialized Services

PROJECTS IN CLOSEOUT

A school enters the Construction Closeout phase once a Certificate of Occupancy has been issued for the entire project. Included below is a breakdown of the multiple steps within the Construction Closeout phase.

191 PROJECTS IN CLOSEOUT

23 PROJECTS IN SUBSTANTIAL COMPLETION

Substantial completion is the point in which, the work or designated portion thereof, is at a level of completion in compliance with the contract documents such that the Owner can use or occupy the area of or the building for its intended purpose. The project consultant certifies the project at substantial completion, followed by the Building Department certifying the substantial completion, thereby giving the certificate of occupancy (110b).

31 PROJECTS IN FINAL COMPLETION

Final completion is the milestone following substantial completion at which time all of the work has been completed in accordance with the contract documents as certified by the project consultant. This phase requires all punch list items are complete, all change orders are complete, and all required documentation has been submitted and approved. The project consultant certifies the project at final completion, followed by the Building Department certifying the final completion, thereby giving the certificate of completion (209).

28 PROJECTS IN FINANCIAL CLOSEOUT

This is the point of the project where vendors have completed all work, all commitments have been paid and purchase orders are closed following the School Board approval of the final release of retainage and final acceptance of the project. This is the point when all work has been completed and the project is financially closed out.

109 PROJECTS CLOSED

This is the point when Capital Budget transfers any funds remaining to Capital Reserve through a Capital Fund Amendment.


SHERIDAN PARK ES


CORAL SPRINGS HS


COUNTRY HILLS ES


NORTHEAST HS


DEERFIELD BEACH MS

PROJECTS IN CLOSEOUT BREAKDOWN

SUBSTANTIAL COMPLETION				
SCHOOL	PROJECT NO.	PROJECT SCOPE	CURRENT BUDGET	COMPLETION DATE
Banyan ES - SMART Program Renovations	P.001944	SMART Program	2,341,379.00	8/19/2025
Charles Drew Family Resource Center - SMART Program Renovations	P.001848	SMART Program	4,622,000.00	3/2/2026
Cypress Bay HS - SMART Program Renovations	P.001774	SMART Program	32,706,358.00	9/16/2025
Deerfield Beach MS - Roofing Building 1, 3, 4, 9 - SMART Program	P.002778	SMART Program	4,576,941.00	7/15/2025
Embassy Creek ES - SMART Program Renovations	P.001897	SMART Program	4,864,700.00	8/19/2025
Falcon Cove MS - SMART Program Renovations	P.001902	SMART Program	23,584,425.00	11/18/2025
Hawkes Bluff ES - SMART Program Renovations	P.001784	SMART Program	6,852,890.00	11/18/2025
Horizon ES - SMART Program Renovations	P.002038	SMART Program	1,662,971.00	7/15/2025
Marjory Stoneman Douglas HS - SMART AHU Installation	P.000817-HVC	SMART Program	1,342,000.00	6/23/2025
Marjory Stoneman Douglas HS - SMART Modular Portable Addition	P.000817-POR	SMART Program	1,200,000.00	6/17/2025
New Renaissance MS - SMART Roof Carve Out	P.002143-RC1	SMART Program	4,079,000.00	7/15/2025
North Lauderdale ES - SMART Fire Sprinklers	P.001903-FSP	SMART Program	772,000.00	8/19/2025
Nova MS - SMART Roof Carve Out - Bldg 5	P.002873-RC1	SMART Program	1,555,000.00	8/19/2025
Palmview ES - SMART Roofing Carve Out	P.002084-RC1	SMART Program	835,000.00	7/15/2025
Riverland ES - SMART Program Renovations	P.001987	SMART Program	4,057,192.00	11/18/2025
Sawgrass Springs MS - SMART Program Renovation	P.001841	DEFP/SMART Program	13,484,640.00	2/26/2026
Seminole MS - Roofing Bldg 1 - SMART Program	P.002047-RC1	SMART Program	3,909,500.00	8/19/2025
Seminole MS - Upper Roofing Bldg 1 - SMART Program	P.002047-RC3	SMART Program	2,073,000.00	8/19/2025
Sheridan Technical HS - SMART Program Renovations	P.002128	SMART Program	5,944,000.00	9/16/2025

PROJECTS IN CLOSEOUT BREAKDOWN

SUBSTANTIAL COMPLETION				
SCHOOL	**PROJECT NO.**	**PROJECT SCOPE**	**CURRENT BUDGET**	**COMPLETION DATE**
Silver Lakes MS - SMART Roof Carve Out	P.002144-RC1	SMART Program	3,750,000.00	7/15/2025
Stirling ES - SMART Program Renovations	P.001905	SMART Program	6,376,295.00	3/10/2026
Walter C. Young MS - SMART Program Renovations	P.002010	SMART Program	15,885,560.00	12/16/2025
Western HS - SMART Program Renovations (Culinary Lab)	P.001967-CUL	SMART Program	1,649,062.00	12/16/2025

FINAL COMPLETION				
SCHOOL	**PROJECT NO.**	**PROJECT SCOPE**	**CURRENT BUDGET**	**COMPLETION DATE**
Apollo MS - SMART Program Renovations	P.002110	SMART Program	8,172,777.00	8/13/2025
Apollo MS - SMART Roof Carve Out	P.002110-RC1	SMART Program	4,060,000.00	6/17/2025
Atlantic Technical College, Arthur Ashe, Jr. Campus- SMART Program Renovations	P.001959	SMART Program	3,172,267.00	6/17/2025
Atlantic West ES - Roofing Bldg 1, 3,6 - SMART Program	P.002810	SMART Program	5,044,211.00	6/17/2025
Challenger ES - SMART Program Renovations	P.002040	SMART Program	3,555,100.00	11/13/2025
Chapel Trail ES - SMART Program Renovations	P.001732	SMART Program	4,538,436.00	8/19/2025
Coconut Palm ES - SMART Program Renovations	P.002088	SMART Program	2,700,300.00	9/30/2025
Croissant Park ES - SMART Program Renovations	P.002086	SMART Program	6,203,910.00	9/23/2025
Dillard 6-12 School - SMART Roof Carve Out	P.001726-RC1	SMART Program	3,548,000.00	5/20/2025
Driftwood ES - SMART Program Renovations	P.002064	SMART Program	3,855,000.00	2/2/2026
Driftwood ES - SMART Roofing	P.002064-RC1	SMART Program	3,361,000.00	6/17/2025
Eagle Point ES - SMART Roof Carve Out	P.001746-RC1	SMART Program	1,885,000.00	5/20/2025
Endeavour Primary Learning Center - SMART Program Renovations	P.002111	SMART Program	2,360,790.00	6/17/2025
Gulfstream Academy of Hallandale Beach K-8 (South) - SMART Program Renovations	P.002072	SMART Program	2,234,821.00	6/17/2025
Gulfstream Early Learning Center - SMART Program Renovations	P.002055	SMART Program	6,397,696.00	6/17/2025

PROJECTS IN CLOSEOUT BREAKDOWN

Harbordale ES - SMART Program Renovations	P.002068	SMART Program	2,101,024.00	2/19/2026
Hollywood Park ES - SMART GOB Renovations	P.001788	SMART Program	6,965,250.00	6/27/2025
James S. Hunt ES - SMART Program Renovations	P.002059	SMART Program	9,303,620.00	9/18/2025
Lake Forest ES - SMART Program Renovations	P.001886	SMART Program	3,171,161.00	5/20/2025
Lakeside ES - SMART Program Renovations	P.002070	SMART Program	4,284,240.00	6/17/2025
Lauderdale Manors Early Learning and Resource Center - SMART Roof Carve Out	P.001635-RC1	SMART Program	3,484,000.00	6/17/2025
Lyons Creek MS - SMART Roofing Carve Out Building 1 & 3	P.002141-RC1	SMART Program	3,860,000.00	5/20/2025
Margate ES - SMART Building Renovations	P.001647	SMART Program	3,354,278.44	6/17/2025
McArthur HS - Roofing Bldg 12, 13, 16-18, 21, 24-26 - SMART Program	P.002884	SMART Program	2,439,600.00	5/20/2025
McNab ES - SMART Program Renovations	P.001964	SMART Program	3,210,437.00	6/17/2025
Nova MS - SMART Fire Sprinklers (Design)	P.002027	SMART Program	200,731.00	1/3/2019
Oakridge ES - SMART - Building 2 Renovations	P.002663	SMART Program	1,105,322.00	6/24/2025
Pines MS - SMART Program Renovations	P.002130	SMART Program	701,730.00	5/20/2025
Ramblewood ES - SMART Program Renovations	P.001725	SMART Program	4,740,131.00	12/17/2025
South Plantation HS - SMART Program Renovations	P.002090	SMART Program	7,875,714.00	1/27/2026
Sunshine ES - SMART Program Renovations	P.002079	SMART Program	3,948,448.00	11/5/2025

PROJECTS IN CLOSEOUT BREAKDOWN

FINANCIAL CLOSEOUT				
SCHOOL	PROJECT NO.	PROJECT SCOPE	CURRENT BUDGET	COMPLETION DATE
Atlantic West ES - SMART Program Renovations	P.001796	SMART Program	724,900.00	5/23/2025
Bright Horizons Center - SMART Program Renovations	P.001974	SMART Program	3,861,699.00	4/30/2025
Charles Drew ES - SMART Fire Sprinklers	P.001818-FSP	SMART Program	303,000.00	5/30/2025
Charles Drew ES - SMART Program Renovations	P.001818	SMART Program	840,945.00	7/25/2025
Coral Glades HS - SMART Program Renovations	P.002080	SMART Program	6,752,775.00	5/22/2025
Dave Thomas Educational Center, East - SMART Program Renovations	P.001972	SMART Program	2,619,494.00	6/30/2025
Everglades ES - SMART Program Renovations	P.001948	SMART Program	2,344,500.00	5/16/2025
Floranada ES - SMART Program Renovations	P.002001	SMART Program	2,838,840.00	4/18/2025
Glades MS - SMART Program Renovations	P.001968	SMART Program	386,000.00	5/30/2025
Lauderdale Lakes MS - SMART Program Renovations	P.001637	SMART Program	7,421,670.00	5/30/2025
Lauderhill 6-12 STEM-MED Magnet School - SMART Re-Roofing	P.001801-RC1	SMART Program	3,811,583.43	4/25/2025
Maplewood ES - SMART HVAC & Media Center	P.001998	SMART Program	362,000.00	5/20/2025
Margate ES - Classroom Addition SMART Program	P.002859	SMART Program	9,019,680.00	11/28/2025
Meadowbrook ES - SMART Program Renovations	P.002083	SMART Program	823,500.00	4/23/2025
North Andrews Gardens ES - SMART Program Renovations	P.001890	SMART Program	7,578,547.00	1/30/2026
Park Ridge ES - SMART Program Renovations	P.001844	SMART Program	4,463,697.00	5/16/2025
Parkway MS - SMART Program Renovations	P.001807	SMART Program	4,878,330.00	4/30/2025
Pembroke Pines ES - SMART Program Renovations	P.001864	SMART Program	5,084,000.00	4/30/2025
Plantation MS - SMART Program Renovations	P.001729	SMART Program	2,011,145.00	5/30/2025
Seminole MS - SMART Roofing Building 3, 4, 5, 85, 86	P.002047-RC2	SMART Program	759,682.00	5/26/2025
Silver Lakes MS - SMART Media Center Improvements	P.002144	SMART Program	1,020,000.00	5/30/2025

PROJECTS IN CLOSEOUT BREAKDOWN

South Plantation HS - SMART 10 Modular Classrooms	P.002844	SMART Program	1,478,819.99	9/30/2025
South Plantation HS - SMART Modular Classrooms Civil Work	P.002844-CIV	SMART Program	180,000.00	4/30/2025
Sunrise MS - SMART Program Renovations	P.001819	SMART Program	6,656,050.00	6/30/2025
Tamarac ES - SMART Program Renovations	P.001724	SMART Program	2,306,317.50	6/30/2025
Thurgood Marshall ES - SMART Program Renovations	P.001674	DEFP/SMART Program	4,426,433.00	4/30/2025
West Hollywood ES - SMART Program Renovations	P.001794	SMART Program	3,910,160.00	8/29/2025
Westglades MS - SMART Program Renovations	P.002131	SMART Program	4,407,040.00	6/27/2025
CLOSED				
SCHOOL	**PROJECT NO.**	**PROJECT SCOPE**	**CURRENT BUDGET**	**COMPLETION DATE**
Annabel C. Perry PK-8 - Kitchen HVAC - SMART Program	P.002814	SMART Program	454,146.50	11/30/2024
Annabel C. Perry Pre K-8 - GOB Renovations (Media Center Improvements)	P.001728-MCI	SMART Program	0.00	11/20/2019
Annabel C. Perry Pre K-8 - SMART GOB Renovations	P.001728	SMART Program	4,916,929.84	6/30/2022
Attucks MS - Roofing Bldg 1,4,7 SMART Program	P.001633-RC1	SMART Program	223,924.94	6/30/2023
Attucks MS - Roofing Building 8 SMART Program	P.001633	SMART Program	928,488.51	12/31/2023
Attucks MS - SMART Media Center Improvements	P.001686-MCI	SMART Program	315,326.00	5/2/2024
Bayview ES - GOB Renovations	P.001786	SMART Program	2,556,281.00	3/31/2023
Bennett ES - Roofing Building 7, 9, 10, 11, 12, 85, & Aluminum Walkways - SMART Program	P.002085-RC1	SMART Program	544,479.00	4/12/2024
Boulevard Heights ES - SMART Program Renovations	P.002065	SMART Program	5,885,612.78	12/31/2024
Boyd Anderson HS - Media Ctr Remodeling	P.001360	SMART Program	1,570,300.83	9/5/2018
Castle Hill ES - SMART Program Renovations	P.001661	SMART Program	3,742,032.39	12/31/2024
Charles Drew ES - SMART Fire Alarm	P.001818-FA1	SMART Program	1,261,200.00	11/30/2024
Coconut Creek ES - Building Renovations	P.001413	DEFP/SMART Program	4,912,446.26	11/16/2020
Colbert Museum Magnet - SMART Program Renovations	P.001937	SMART Program	1,506,210.53	6/20/2023
Coral Cove ES - SMART HVAC Improvements	P.002122	SMART Program	34,296.00	12/17/2018
Coral Park ES - SMART Program Renovations	P.002045	SMART Program	1,189,769.58	10/31/2023

PROJECTS IN CLOSEOUT BREAKDOWN

CLOSED				
SCHOOL	PROJECT NO.	PROJECT SCOPE	CURRENT BUDGET	COMPLETION DATE
Coral Springs Pre K-8 - Roofing Building 2, 4, 5, 78 - SMART Program	P.001982-RC1	SMART Program	318,981.00	10/31/2023
Cypress Bay HS - SMART Portable Demolitions	P.002909	SMART Program	627,000.00	7/31/2023
Cypress ES - SMART Building Renovations	P.001412	SMART Program	3,752,064.00	11/16/2020
Cypress Run Educational Center - SMART HVAC Improvements	P.002120	SMART Program	58,814.45	9/25/2019
Davie ES- SMART Program Renovations	P.001899	SMART Program	4,783,666.65	6/30/2024
Deerfield Beach MS - Roofing Bldg 8, 85 & Covered Walkway - SMART Program	P.002849	SMART Program	1,001,067.00	10/31/2024
Deerfield Beach MS - Roofing Building 2, 5, 6, 7 - SMART Program	P.002861	SMART Program	2,761,151.71	3/31/2024
Deerfield Beach MS - SMART Bldg 3 (Media Center) HVAC ductwork replacement	P.002778-HVC	SMART Program	170,459.00	6/30/2024
Dillard 6-12 School - Roofing Bldg 5 & 6 - SMART Program	P.002811	SMART Program	1,132,154.93	2/29/2024
Discovery ES - SMART HVAC Improvements	P.002118	SMART Program	54,680.00	4/20/2021
Dr. Martin Luther King Jr Montessori Academy - SMART Program Renovations	P.001662	SMART Program	980,695.30	6/21/2021
Eagle Ridge ES - SMART GOB Renovations	P.001722	SMART Program	3,221,713.17	6/30/2023
Everglades HS - SMART Program Renovations	P.001985	SMART Program	5,948,884.91	6/23/2021
Fairway ES - SMART Program Renovations	P.001785	SMART Program	7,434,083.29	11/30/2024
Falcon Cove MS - SMART Portable Demolitions	P.002910	SMART Program	60,836.67	7/31/2023
Forest Hills ES - HVAC Upgrade/Rplcmnt	P.000827	SMART Program	1,020,528.52	7/25/2017
Forest Hills ES - Roofing Building 1, 3 & 80 - SMART Program	P.001926-RC1	SMART Program	3,218,080.30	9/30/2024
Forest Hills ES - SMART Fire Alarm Replacement	P.001678	SMART Program	786,568.05	2/29/2024
Forest Hills ES - SMART Program Renovations	P.001926	SMART Program	1,761,520.70	12/20/2021

PROJECTS IN CLOSEOUT BREAKDOWN

CLOSED				
SCHOOL	PROJECT NO.	PROJECT SCOPE	CURRENT BUDGET	COMPLETION DATE
Fort Lauderdale HS - SMART Program Renovation	P.001839	SMART Program	3,700,966.39	7/7/2023
Fox Trail ES - SMART Program Renovations	P.001973	SMART Program	1,273,280.67	7/15/2021
Gator Run ES - SMART Program Renovations	P.001863	SMART Program	4,036,437.37	10/31/2024
Gulfstream Academy of Hallandale Beach K-8 - Roof Replace 9 & 13	P.001616	SMART Program	351,539.83	10/12/2015
Gulfstream Academy of Hallandale Beach K-8 (North) - SMART Program Renovations	P.001822	SMART Program	5,108,743.63	6/30/2023
Henry D. Perry Education Center - SMART Program Renovations	P.001986	SMART Program	9,050,505.38	10/31/2024
Heron Heights ES - SMART Program Renovations	P.002147	SMART Program	638,021.63	10/31/2024
Hollywood Central ES - SMART Program Renovations	P.001983	SMART Program	8,506,342.94	2/29/2024
Hollywood Hills HS - SMART Program Renovations	P.001806	SMART Program	22,215,351.00	3/31/2025
Indian Ridge MS - GOB Renovations	P.001748	SMART Program	5,829,717.44	8/14/2019
James S. Rickards MS - SMART GOB Renovations	P.001743	SMART Program	10,402,487.00	6/30/2023
Lake Forest ES - Repair Roof on Bldg 4	P.001484	SMART Program	370,994.00	8/24/2016
Larkdale ES - SMART Program Renovations	P.002073	SMART Program	2,600,611.52	12/31/2024
Lauderdale Lakes MS - Kitchen HVAC - SMART Program	P.002813	SMART Program	475,019.92	12/31/2024
Lauderhill 6-12 STEM-MED Magnet School - Kitchen HVAC - SMART Program	P.002812	SMART Program	470,543.91	10/31/2024
Lauderhill Paul Turner ES - SMART Program Renovations	P.002066	SMART Program	3,777,539.25	11/30/2024
Liberty ES - SMART Program Renovations	P.001999	SMART Program	404,415.74	4/30/2021
Manatee Bay ES - SMART Program Renovations	P.001759	SMART Program	2,322,208.19	1/24/2019
Margate ES - SMART Building Renovations (Demolition)	P.001647-DEM	SMART Program	620,354.56	10/31/2024
Marjory Stoneman Douglas HS - SMART Re-Roofing Building 9	P.002587	SMART Program	521,651.25	10/31/2023
Mary M. Bethune ES - SMART Program Demo - Phase 1	P.002125	SMART Program	3,151,000.00	3/18/2025

PROJECTS IN CLOSEOUT BREAKDOWN

CLOSED				
SCHOOL	PROJECT NO.	PROJECT SCOPE	CURRENT BUDGET	COMPLETION DATE
McArthur HS - SMART Demolition of Bldgs 6 & 7	P.001954-DEM	SMART Program	951,479.28	2/29/2024
McFatter Technical College, Broward Fire Academy - SMART Program Renovations	P.001965	SMART Program	572,998.18	2/29/2024
McNicol MS - SMART Program Renovations	P.001941	SMART Program	1,265,584.77	2/28/2020
Miramar ES - SMART GOB Renovations	P.001727	SMART Program	5,920,758.26	6/30/2022
Mirror Lake ES - SMART Program Renovations	P.002011	SMART Program	3,588,435.30	12/31/2024
Morrow ES - SMART Program Renovations	P.001996	DEFP/SMART Program	1,917,583.00	2/28/2025
Norcrest ES - SMART Program Renovations	P.001969	SMART Program	2,988,626.56	10/31/2023
North Fork ES - Safety & Security - SMART Program	P.001901	SMART Program	55,668.48	12/17/2018
North Lauderdale ES - Roofing Building 2, 4 & 5 - SMART Program	P.002870	SMART Program	328,000.00	6/30/2023
North Lauderdale ES - SMART HVAC Improvements	P.001903-HVC	SMART Program	32,140.00	1/31/2025
North Lauderdale ES - SMART Media Center Improvements	P.001903-MCI	SMART Program	115,280.69	11/10/2023
North Lauderdale ES - SMART Program Renovations Design Only	P.001903	SMART Program	878,929.31	10/31/2024
Northeast HS - SMART Intercom Tie-in Bldg 29/30	P.002301-ELE	SMART Program	108,550.00	11/30/2023
Nova HS - SMART 5 Modular Classrooms	P.002842	SMART Program	851,303.04	6/30/2024
Nova HS - SMART Modular Classrooms Civil Work	P.002842-CIV	SMART Program	140,971.61	11/18/2024
Nova HS - SMART Removal of Portables	P.002842-DEM	SMART Program	60,708.41	6/30/2024
Palm Cove ES - SMART Program Renovations	P.001885	SMART Program	3,450,589.70	4/6/2020
Panther Run ES - SMART Program Renovations	P.002069	SMART Program	3,404,585.24	6/30/2022
Park Lakes ES - SMART Program Renovations	P.001988	SMART Program	731,925.84	10/31/2023
Parkside ES - SMART Program Renovations	P.002082	SMART Program	2,397,497.04	1/31/2025
Parkway MS - Roof Replace Bldg. 22 & 24	P.001617	SMART Program	754,360.00	7/22/2015
Pembroke Lakes ES - Temporary Roofing Bldg 1 SMART Program	P.002779	SMART Program	2,255,000.00	2/28/2025
Pine Ridge Education Center - SMART HVAC Improvements	P.002121	SMART Program	52,343.00	4/20/2021

PROJECTS IN CLOSEOUT BREAKDOWN

CLOSED				
SCHOOL	PROJECT NO.	PROJECT SCOPE	CURRENT BUDGET	COMPLETION DATE
Pines Lakes ES - SMART Program Renovations	P.002004	SMART Program	1,725,000.00	3/14/2025
Pinewood ES -SMART Program Renovations	P.001949	SMART Program	4,227,253.39	6/30/2022
Pioneer MS - SMART GOB Renovations	P.001793	DEFP/SMART Program	11,345,496.92	6/30/2024
Plantation ES - SMART HVAC Improvements	P.002119	SMART Program	49,910.00	4/20/2021
Plantation HS - SMART Program Renovations (Re-Roofing Building 7)	P.002588	SMART Program	646,657.46	10/31/2023
Plantation MS - SMART HVAC	P.001729-HVC	SMART Program	48,640.00	2/28/2025
Pompano Beach ES - SMART Program Renovations	P.001713	SMART Program	6,189,305.32	10/31/2023
Rock Island ES - SMART Program Renovations	P.001950	SMART Program	2,082,863.63	7/31/2024
Silver Lakes ES - SMART Program Renovations	P.002009	SMART Program	2,252,382.33	9/24/2021
Silver Palms ES - SMART Program Renovations	P.002146	SMART Program	3,452,956.56	2/29/2024
Silver Ridge ES - SMART Program Renovations	P.001984	SMART Program	2,922,122.40	2/24/2022
Silver Ridge ES - SMART Program Renovations (Electrical Modifications)	P.002594	SMART Program	13,550.00	5/16/2023
Silver Shores ES - SMART Program Renovations	P.001906	SMART Program	2,202,546.44	1/25/2021
Silver Trail MS - Roofing	P.001650	SMART Program	582,478.00	12/6/2016
Silver Trail MS - SMART GOB Renovations	P.001406	SMART Program	5,987,515.97	10/31/2024
Stephen Foster ES - SMART Program Renovations	P.002067	SMART Program	5,517,497.00	3/18/2025
Stranahan HS - SMART Replace AC Units Room 101B and 101C	P.001683-HVC	SMART Program	37,040.00	1/23/2023
Sunland Park Academy - SMART Program Renovations	P.001939	SMART Program	1,421,955.15	6/30/2023
Sunset Lakes ES - SMART Program Renovations	P.001971	SMART Program	2,799,008.37	3/18/2021
Tamarac ES - Roofing Building 6 - SMART Program	P.001724-RC1	SMART Program	362,339.50	6/30/2024
Tamarac ES - SMART Program ADA Restroom Renovations	P.002049-ADA	SMART Program	313,418.83	2/28/2025
Tamarac ES - SMART Program Media Center Improvements	P.002049	SMART Program	149,797.17	6/30/2023

PROJECTS IN CLOSEOUT BREAKDOWN

CLOSED				
SCHOOL	PROJECT NO.	PROJECT SCOPE	CURRENT BUDGET	COMPLETION DATE
Tradewinds ES - SMART Program Renovations	P.002129	SMART Program	3,718,909.51	6/30/2022
Virginia Shuman Young ES - SMART 4 Modular Classrooms	P.002841	SMART Program	34,869.24	6/30/2022
Watkins ES - SMART Program Renovations	P.002074	SMART Program	2,950,932.24	6/30/2023
Welleby ES - Roofing Building 1, 2, 4, 5, 6, & Walkways - SMART Program	P.002114-RC1	SMART Program	1,759,610.39	2/29/2024
West Broward HS - SMART HVAC Improvements	P.002087	SMART Program	31,200.00	8/17/2021
Westwood Heights ES - SMART Program Renovations	P.001993	SMART Program	3,925,189.24	8/27/2021
Wingate Oaks Center - SMART 4 Modular Classrooms	P.002843	SMART Program	39,375.08	6/30/2022
Winston Park ES - SMART Program Renovations	P.001981	SMART Program	1,988,940.27	1/31/2025

SAFETY
MUSIC & ART
ATHLETICS
RENOVATION
TECHNOLOGY

COMPLETED SCHOOLS AS OF MARCH 2025

- ☑ Annabel C. Perry Pre K-8
- ☑ Bayview ES
- ☑ Beachside Montessori Village
- ☑ Boulevard Heights ES
- ☑ Castle Hill ES
- ☑ Coconut Creek ES
- ☑ Colbert Museum Magnet (f.k.a. Colbert ES)
- ☑ Coral Cove ES
- ☑ Coral Park ES
- ☑ Cypress ES
- ☑ Cypress Run EC
- ☑ Dave Thomas EC, West
- ☑ Davie ES
- ☑ Discovery ES
- ☑ Dolphin Bay ES
- ☑ Dr. Martin Luther King, Jr Montessori
- ☑ Eagle Ridge ES
- ☑ Everglades HS
- ☑ Fairway ES
- ☑ Forest Hills ES
- ☑ Fort Lauderdale HS
- ☑ Fox Trail ES
- ☑ Gator Run ES
- ☑ Gulfstream Academy of Hallandale Beach K8 (f.k.a. Hallandale Adult & Community Center)
- ☑ Henry D. Perry EC
- ☑ Heron Heights ES
- ☑ Hollywood Central ES
- ☑ Hollywood Hills HS
- ☑ Indian Ridge MS
- ☑ James S. Rickards MS
- ☑ Lanier-James EC
- ☑ Larkdale ES
- ☑ Lauderhill Paul Turner ES
- ☑ Liberty ES
- ☑ Manatee Bay ES
- ☑ Mary M. Bethune ES
- ☑ McNicol MS
- ☑ Miramar ES
- ☑ Mirror Lake ES
- ☑ Norcrest ES
- ☑ Orange Brook ES
- ☑ Palm Cove ES
- ☑ Panther Run ES
- ☑ Park Lakes ES
- ☑ Parkside ES
- ☑ Pine Ridge EC
- ☑ Pine Lakes ES
- ☑ Pinewood ES
- ☑ Pioneer MS
- ☑ Plantation ES
- ☑ Pompano Beach ES
- ☑ Rock Island ES
- ☑ Silver Lakes ES
- ☑ Silver Palms ES
- ☑ Silver Ridge ES
- ☑ Silver Shores ES
- ☑ Silver Trail MS
- ☑ Stephen Foster ES
- ☑ Sunset Lakes ES
- ☑ Sunland Park Academy
- ☑ Tradewinds ES
- ☑ Watkins ES
- ☑ West Broward HS
- ☑ Westwood Heights ES
- ☑ William T. McFatter Technical Center, Broward Fire Academy
- ☑ Winston Park ES

PROJECTS AHEAD OF SCHEDULE

PROJECT #	SCHOOL NAME
P.002814	Annabel C. Perry Pre K-8
P.002110-RC1	Apollo MS
P.001686-MCI	Attucks MS
P.001633	Attucks MS
P.002342 – CIV	Blanche Ely HS
P.002342	Blanche Ely HS
P.002065	Boulevard Heights ES
P.001847	Charles W. Flanagan HS
P.002080	Coral Glades HS
P.001726-RC1	Dillard 6-12 School
P.002064-RC1	Driftwood ES
P.001764-RC1	Eagle Point ES
P.002813	Lauderdale Lakes MS
P.001635-RC1	Lauderdale Manors Early Learning and Resource Center
P.002812	Lauderhill 6-12 STEM-MED Magnet School
P.001801-RC1	Lauderhill 6-12 STEM-MED Magnet School
P.002141-RC1	Lyons Creek MS
P.000817-HVC	Marjory Stoneman Douglas HS

PROJECT #	SCHOOL NAME
P.001844	Park Ridge ES
P.002082	Parkside ES
P.001807	Parkway MS
P.001634	Pasadena Lakes ES
P.002130	Pines MS
P.002060-RC1	Sheridan Technical College
P.002144-RC1	Silver Lakes MS
P.002146	Silver Palms ES
P.002594	Silver Ridge ES
P.001838-RC1	South Broward HS
P.002067	Stephen Foster ES
P.001683-RC1	Stranahan HS
P.002074	Watkins ES

BIG 3 SCHOOLS UPDATE

SMART Program updates at **Blanche Ely High School, Northeast High School,** and **Stranahan High School** for the quarter ending March 31, 2025.

BLANCHE ELY HIGH SCHOOL





NORTHEAST HIGH SCHOOL



STRANAHAN HIGH SCHOOL

SAFETY
MUSIC & ART
ATHLETICS
RENOVATION
TECHNOLOGY

BLANCHE ELY HIGH SCHOOL

PRIMARY RENOVATIONS

ACTIVE CONSTRUCTION

BEFORE

AFTER



SCIENCE LAB



OUTDOOR DINING AREA



AWNING AND RAMP

STATUS OF WORK

- **All scope is complete for all buildings. Additional final inspections can not be completed until the change order work is complete.**

BUILDING	STATUS
1, 2, 4, 10, 11, 13-18, 20 & 21	Complete

OPEN CHANGE ORDERS

LOCATION
Bldg. 1 New ADA Access – The new ramp is installed. A plan change is underway detailing necessary changes made in the field. Once approved the final inspection can be approved.
Bldg. 14 -17 Covered Walkway – Installation of the canopy is complete. Once the asbuilt documentation is submitted and approved the final inspection will be passed.

NORTHEAST HIGH SCHOOL

PRIMARY RENOVATIONS

ACTIVE CONSTRUCTION

BEFORE

AFTER



ROOFING



RTU REPLACEMENT



WEIGHT ROOM

STATUS OF WORK

BUILDING	STATUS
1	Fire alarm Fire sprinkler. Fire alarm has been passed NFPA 72 and demo of existing fire alarm has been approved to begin. fire sprinkler work has been completed, and inspections will be called STARTING 5 .6 .2025
2	Complete
3	Complete
4	Smoke vents A/E issues with answering comments in ISS has been corrected. Submittal will happen for approval week of 5.5.2025
5	Building #5 got a new package ready for submission by end of week 5.5.2025.
6	Complete
7	Complete
12	Complete
15	Complete
17	Complete
25	Complete
85	Complete
86	Complete

NORTHEAST HIGH SCHOOL

PRIMARY RENOVATIONS

ACTIVE CONSTRUCTION

OPEN CHANGE ORDERS

LOCATION	
Building 7 – Expansion Joints, Refurbishing Ceiling Joist	Building 2 – Roof Structural Repairs
Covered Walkway Fire Sprinkler Piping	Building 4 – Smoke Vent Replacements
Building 5 – Mechanical Mezzanine Completion	







NORTHEAST HIGH SCHOOL

NEW CLASSROOM ADDITION

ACTIVE CONSTRUCTION







STATUS OF WORK

BUILDING	STATUS
7	The Building is now occupied.
12	ASI for F/S installation is approved by the Building Department. Contractor will commence work once their shop drawings are approved.
29	New Building are now occupied.
30	New Building are now occupied.
Demolition of Buildings 8, 9, 10, 11 & 27	Demolition is completed, field pending sod installation.

OPEN CHANGE ORDERS

LOCATION		
Building 8-11 irrigation connection	Extended CA services	Fire Protection installation for Bldg. 12

STRANAHAN HIGH SCHOOL

PRIMARY RENOVATIONS

ACTIVE CONSTRUCTION

BEFORE

AFTER



ROOFING



STEM LAB



MEDIA CENTER

STATUS OF WORK

BUILDING	STATUS
1	Complete
2	Complete
3	Complete
4	Complete
5	Complete
6	The work requested in the change order to the kiln room is 99.5% complete.
7	Complete
8	Complete
9	Complete
10 – 12	Complete
13	Complete
14	Complete
15	Complete
17	Castaldi report completed – demolition recommended
18	Engineering report in progress – structural issues
20	Complete
21 – 23	Complete

SECURITY PROJECTS

Single Point of Entry (SPE) projects were part of the Safety scope of work in the SMART program. All SPE projects were completed and deemed fully operational by July 2019.








SAFETY BREAKDOWN

	Planning	Design	Hire Contractor	Construction	Complete/ Closeout	Total
Fire Alarm	1	0	0	67	29	**97**
Fire Sprinkler	1	0	0	53	36	**90**







SAFETY BREAKDOWN (FIRE ALARMS)

SCHOOL	PROJECT NO.	PHASE
Annabel C. Perry Pre K-8	P.001728	Closed
Attucks MS	P.001686	Construction
Bair MS	P.002044	Construction
Bennett ES	P.002085	Planning
Bright Horizons Center	P.001974	Financial Closeout
Broadview ES	P.001638	Construction
C. Robert Markham ES	P.001920	Construction
Castle Hill ES	P.001661	Closed
Challenger ES	P.002040	Final Completion
Chapel Trail ES	P.001732	Final Completion
Charles Drew ES	P.00181 FA1	Closed
Coconut Creek ES	P.001413	Closed
Coconut Creek HS	P.001753	Construction
Coconut Palm ES	P.002088	Final Completion
Collins ES	P.001659	Construction
Cooper City ES	P.002150	Construction
Coral Glades HS	P.002080	Financial Closeout
Country Isles ES	P.002002	Construction
Croissant Park ES	P.002086	Final Completion
Cross Creek School	P.002081	Construction
Crystal Lake MS	P.000816	Construction
Deerfield Beach ES	P.001820	Construction
Deerfield Beach MS	P.002142	Construction
Deerfield Park ES	P.002036	Construction
Eagle Point ES	P.001746	Construction
Eagle Ridge ES	P.001722	Closed

SAFETY BREAKDOWN (FIRE ALARMS)

SCHOOL	PROJECT NO.	PHASE
Embassy Creek ES	P.001897	Substantial Completion
Fairway ES	P.001785	Closed
Forest Hills ES	P.001678	Closed
Griffin ES	P.001745	Construction
Gulfstream Early Learning Center	P.002055	Final Completion
Hallandale Magnet HS	P.002115	Construction
Henry D. Perry Education Center	P.001986	Closed
Hollywood Hills HS	P.001806	Financial Closeout
Indian Trace ES	P.001980	Construction
James S. Hunt ES	P.002059	Final Completion
James S. Rickards MS	P.001743	Closed
Larkdale ES	P.002073	Closed
Lauderdale Lakes MS	P.001637	Financial Closeout
Lauderhill 12 STEM-MED Magnet School SMART Fire Alarm Replacement	P.001801-FA1	Construction
Lauderhill CS at Park Lakes Learning Center (f.k.a. Castle Hill Annex)	P.002092	Construction
Lloyd Estates ES	P.001824	Construction
Maplewood ES	P.001639	Construction
Margate MS	P.001836	Construction
Marjory Stoneman Douglas HS	P.000817	Construction
McFatter Technical College & HS	P.001658	Construction
Millennium 12 Collegiate Academy	P.002046	Construction
Miramar HS	P.002003	Construction
Morrow ES	P.001996	Closed
Nob Hill ES	P.002112	Construction
North Lauderdale ES SMART Fire Alarm	P.001903-FA1	Construction
Northeast HS	P.001684	Construction

SAFETY BREAKDOWN (FIRE ALARMS)

SCHOOL	PROJECT NO.	PHASE
Nova Dwight D. Eisenhower ES	P.002145	Construction
Nova HS	P.001817	Construction
Oakland Park ES	P.001895	Construction
Oakridge ES	P.001712	Construction
Oriole ES	P.001970	Construction
Park Ridge ES	P.001844	Financial Closeout
Park Springs ES	P.002062	Construction
Park Trails ES	P.002116	Construction
Pembroke Lakes ES	P.001842	Construction
Peters ES	P.002041	Construction
Plantation Park ES	P.002136	Construction
Pompano Beach ES	P.001713	Closed
Pompano Beach MS	P.001721	Construction
Riverglades ES	P.001866	Construction
Riverside ES	P.002039	Construction
Royal Palm STEM Museum Magnet	P.001896	Construction
Sanders Park ES	P.002132	Construction
Sandpiper ES	P.001924	Construction
Sawgrass ES	P.002127	Construction
Sawgrass Springs MS	P.001841	Substantial Completion
Sea Castle ES	P.001632	Construction
Seagull Alternative HS	P.001951	Construction
Seminole MS	P.002047	Construction
Sheridan Hills ES	P.001636	Construction
Sheridan Park ES	P.002071	Construction
Sheridan Technical College	P.002060	Construction

SAFETY BREAKDOWN (FIRE ALARMS)

SCHOOL	PROJECT NO.	PHASE
Stephen Foster ES	P.002067	Closed
Stranahan HS	P.001683	Construction
Sunland Park Academy	P.001939	Closed
Sunshine ES	P.002079	Final Completion
Tedder ES	P.001808	Construction
Tequesta Trace MS	P.002042	Construction
The Quest Center	P.001892	Construction
Tropical ES	P.001904	Construction
Village ES	P.001952	Construction
Virginia Shuman Young ES	P.002000	Construction
Walker ES	P.001938	Construction
Welleby ES	P.002114	Construction
West Hollywood ES	P.001794	Financial Closeout
Westchester ES	P.001823	Construction
Whiddon-Rogers Education Center	P.001711	Construction
Whispering Pines Education Center	P.002089	Construction
William E. Dandy MS	P.001900	Construction
Wilton Manors ES	P.001917	Construction
Wingate Oaks Center	P.001741	Construction

SAFETY BREAKDOWN (FIRE SPRINKLERS)

SCHOOL	PROJECT NO.	PHASE
Annabel C. Perry Pre K-8	P.001728	Closed
Apollo MS	P.002110	Final Completion
Atlantic Technical College & HS	P.000415	Construction
Atlantic West ES	P.00179 FSP	Construction
Attucks MS	P.001686	Construction
Blanche Ely HS	P.001646	Construction
Bright Horizons Center	P.001974	Financial Closeout
Broadview ES	P.001638	Construction
Central Park ES	P.001757	Construction
Charles Drew ES	P.00181 FSP	Financial Closeout
Coconut Creek ES	P.001413	Closed
Cooper City HS	P.002133	Construction
Coral Park ES	P.002045	Closed
Coral Springs HS	P.001765	Construction
Coral Springs MS	P.000441	Construction
Coral Springs Pre K-8	P.001923	Construction
Country Hills ES	P.002063	Construction
Croissant Park ES	P.002086	Final Completion
Davie ES	P.001899	Closed
Deerfield Beach ES	P.001820	Construction
Deerfield Beach HS	P.001694	Construction
Deerfield Beach MS	P.002142-FSP	Construction
Deerfield Park ES	P.002036	Construction
Dillard 12 School	P.001726	Construction
Driftwood ES	P.002064	Final Completion
Driftwood MS	P.001837	Construction

SAFETY BREAKDOWN (FIRE SPRINKLERS)

SCHOOL	PROJECT NO.	PHASE
Forest Hills ES	P.001926	Closed
Gulfstream Academy of Hallandale Beach K-8 (North)	P.001822	Closed
Hallandale Magnet HS	P.002115	Construction
Henry D. Perry Education Center	P.001986	Closed
Hollywood Hills ES	P.001845	Construction
Hollywood Hills HS	P.001806	Financial Closeout
Hollywood Park ES	P.001788	Final Completion
James S. Hunt ES	P.002059	Final Completion
James S. Rickards MS	P.001743	Closed
Lauderdale Lakes MS	P.001637	Financial Closeout
Lauderhill 12 STEM-MED Magnet School	P.00180 FSP	Construction
Lauderhill Paul Turner ES	P.002066	Closed
Lloyd Estates ES	P.001824	Construction
Maplewood ES	P.001639	Construction
Margate MS	P.001836	Construction
McArthur HS	P.001954	Construction
McFatter Technical College & HS	P.001658	Construction
McNicol MS	P.001941	Closed
Miramar HS	P.002003	Construction
Morrow ES	P.002860	Construction
Norcrest ES	P.001969	Closed
North Andrews Gardens ES	P.001890	Financial Closeout
North Fork ES	P.001849	Planning
North Lauderdale ES	P.001903-FSP	Substantial Completion
Northeast HS	P.001684	Construction
Nova MS	P.002027	Final Completion

SAFETY BREAKDOWN (FIRE SPRINKLERS)

SCHOOL	PROJECT NO.	PHASE
Olsen MS	P.001955	Construction
Oriole ES	P.001970	Construction
Park Springs ES	P.002062	Construction
Parkway MS	P.001807	Financial Closeout
Pasadena Lakes ES	P.001634	Construction
Pines Lakes ES	P.002004	Closed
Pinewood ES	P.001949	Closed
Pioneer MS	P.001793	Closed
Piper HS	P.001744	Construction
Plantation HS	P.001916	Construction
Plantation MS	P.001729	Financial Closeout
Pompano Beach ES	P.001713	Closed
Pompano Beach HS	P.002091	Construction
Pompano Beach MS	P.001721	Construction
Quiet Waters ES	P.001754	Construction
Ramblewood ES	P.001725	Final Completion
Riverglades ES	P.001866	Construction
Riverside ES	P.002039	Construction
Royal Palm STEM Museum Magnet	P.001896	Construction
Sanders Park ES	P.002132	Construction
Sawgrass ES	P.002127	Construction
Sawgrass Springs MS	P.001841	Substantial Completion
Seminole MS	P.002047	Construction
Sheridan Technical College	P.002060	Construction
Silver Lakes MS	P.002144-FSP	Construction
South Broward HS	P.001838	Construction

SAFETY BREAKDOWN (FIRE SPRINKLERS)

SCHOOL	PROJECT NO.	PHASE
South Plantation HS	P.002090	Final Completion
Stranahan HS	P.001683	Construction
Sunrise MS	P.001819	Financial Closeout
Sunshine ES	P.002079	Final Completion
Tamarac ES	P.001724	Financial Closeout
Tequesta Trace MS	P.002042	Construction
Welleby ES	P.002114	Construction
Westchester ES	P.001823	Construction
Westpine MS	P.002043	Construction
Whispering Pines Education Center	P.002089	Construction
William E. Dandy MS	P.001900	Construction
Winston Park ES	P.001981	Closed


TROPICAL ES


HALLANDALE MAGNET HS


BAIR MS

FIRE ALARM FLAGS

The fire alarm scope of work is complete on the majority of the 23 projects listed. You can find the percent complete and the status for each of these projects below.

SCHOOL	% COMPLETE	STATUS
Atlantic Technical – Arthur Ashe Jr. Campus	100	110b substantial completion has been achieved and the 209 final completion is in progress.
Castle Hill ES	100	110b substantial completion has been achieved and the 209 final completion is in progress.
Country Isles ES	93	Fire Alarm devices were added during final inspection, the contractor is preparing a change order. Fire alarm change approved and contractor has been told to resume work.
Driftwood MS	05	Fire alarm work is ongoing. Scope of work is only the Smoke Duct Detector Test Stations. The Shop Drawing have been approved. This work will be completed by summer.
Embassy Creek ES	100	The 110b substantial completion has been achieved and the 209 final completion is in progress.
Fairway ES	100	The 110b substantial completion and the 209 final completion has been achieved. The project is in the financial closeout phase.
Griffin ES	100	110b substantial completion has been achieved and the 209 final completion is in progress.
Larkdale ES	100	The 110b substantial completion and the 209 final completion has been achieved. The project is in the financial closeout phase.
Lauderdale Lakes MS	100	Final Inspections have been completed and the 110b substantial completion has been submitted to the Building Department.
Maplewood ES	95	FA work is 95% complete. Change Orders for additional devices for the FA, requested a final inspection, delaying the completion of the FA. This was missed by the Shop Drawing code compliance review. GC in the process of certifying, programming and recalling failed inspections. Additional devices have been requested
Oakridge ES	93	FA work is ongoing. Contractor has delayed the project and has been put on Notice. Contractor has submitted change order for additional devices.
Pompano Beach ES	100	A 110b substantial completion and the 209 final completion has been achieved. The project is in the Financial Closeout phase.

FIRE ALARM FLAGS

SCHOOL	% COMPLETE	STATUS
Ramblewood MS	98	Contractor scope of work is complete, Fire Alarm certification is in progress. Final with NFPA inspection has passed. Scheduling final inspections.
Riverglades ES	89	Contractor has demobilized and refuses to continue work until progress payment is made. A Notice to Cure has been issued.
Sandpiper ES	99	110b submitted to the Building Department. Pending fire alarm annunciator final. Final with NFPA inspection has passed. GC in the process of demolishing old system
Sea Castle ES	99	Fire alarm change order was approved. Work is completed. Final inspections and testing is on going. During the functional test 19 additional devices were requested. Shop drawings review is in process.
Seagull Alternative HS	93	Fire alarm is complete. Final inspection, testing and switch over remain. To correct previous BOC comments, changes on fire alarm are because of 1) single point of entry added after design was completed and 2) added devices in portals located on the adjacent school but are being used by Seagull. Additional fire alarm devices have been installed in Building 1. Connections to the portable units are pending and are scheduled to begin the first week of June
The Quest Center	98	FA installation completed. All additional fire alarm devices have been installed. Fire alarm has been certified. Preparing 110b for submission to the Building Department. Additional fire alarm devices are required by the Fire Department. Contractor is pricing change order.
Walker ES	98	Project was delayed due to the added scope of tying in the Old Dillard Building FA to the new FA system. Roofing, mechanical, and fire alarm work is ongoing. ASI #5 for the 14 additional fire alarm devices in Buildings 1, 5, and the Old Dillard Museum has been submitted and is currently with the A/E team for revision and resubmission.
West Hollywood ES	100	110b substantial completion has been achieved and the 209 final completion is in progress.
Winston Park ES	100	The 110b substantial completion and the 209 final completion has been achieved. The project is in the financial closeout phase.

CHANGE ORDERS THIS QUARTER

Change Orders exist because of the complex nature of construction projects that make it impossible to anticipate every challenge from the outset. This complexity is exponentially greater with **remodeling and renovation projects** which comprises most of the construction work being done for the SMART Program. This inherent complexity is well documented and is included in the change order policies and protocols of other large K12 Districts.

POLICY 8000

- **Rule 1** – The Superintendent is authorized to approve all change orders up to $5,000, based on the recommendation of the District's Program Management Organization and provided the cumulative total of all change orders for a specific project has not reached the cumulative limits identified in Rule 3 below. .
- **Rule 2** – The Superintendent is authorized to approve change orders above $5,000 and up to $100,000, provided the cumulative total of all change orders for a specific project has not reached the cumulative limits identified in Rule 3 below. All change orders above $5,000 will be reviewed by the District's Change Order Review Panel (CORP) and a recommendation will be provided to the Chief Facilities Officer prior to any authorization by the Superintendent.
- **Rule 3: Cumulative Limits** – The cumulative limit of authority shall be 3 percent of the board approved construction contract amount up to a maximum of $500,000. When the cumulative total of all change orders on a project has exceeded the ceiling established above, all subsequent change orders will require prior Board approval, except in emergency cases as declared by the Superintendent, or where the change order in question would be in the form of a credit, thereby reducing the Adjusted Contract amount.
- **Rule 4** – Subsequent to approval of change orders by the Superintendent in accordance with Rules 1 and 2, notice shall be provided to the Board in a weekly report, outlining such approvals. Although all change orders will be confirmed by the Board at project closeout, this does not preclude change orders outlined in Rule 3 above from requiring prior Board approval.

CUMULATIVE CHANGE ORDERS

CHANGE ORDER VALUES BY CATEGORY

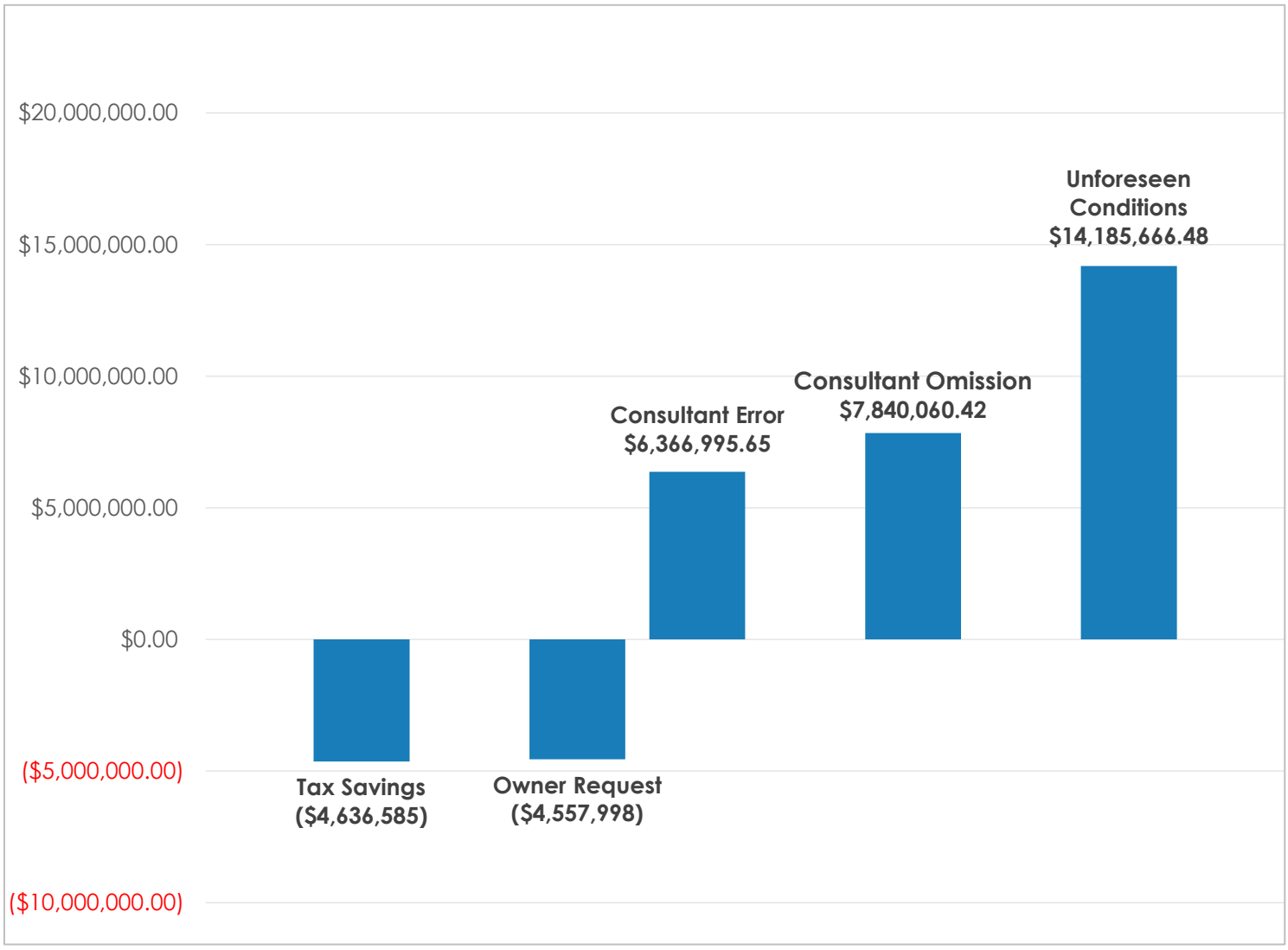

TOTAL CUMULATIVE CHANGE ORDERS $19.19 M
CHANGE ORDER PERCENTAGE 1.58%

CHANGE ORDERS THIS QUARTER

APPROVED CHANGE ORDERS THIS QUARTER TOTALS

REASON	CHANGE ORDER AMOUNT	AVERAGE PERCENT CHANGE
Tax Savings	-999,057.49	-0.083%
Owner Request	-1,316,278.59	-0.109%
Consultant Error	816,621.39	0.068%
Consultant Omission	1,093,774.01	0.090%
Unforeseen Condition	964,463.37	0.080%
GRAND TOTALS	**$559,522.69**	**0.046%**



$559,522.69

Grand Total



0.046

Average Percent Change

CHANGE ORDERS THIS QUARTER

APPROVED CHANGE ORDERS THIS QUARTER

PROJECT NAME	CHANGE ORDER AMOUNT	REASON	APPROVED DATE	DESCRIPTION
Apollo MS - SMART Program Renovations	-20,725.00	Tax Savings	02/12/2025	In accordance with the contract, this change order is the final Tax Reconciliation of all direct owner purchases listed below: DOP-1 INTEGRATED COOLING SOLUTIONS LLC PO# 8523000293 ($13,551.80) DOP-2 JOHNSON CONTROLS INC PO# 8523000321 ($7,173.20)
Atlantic Technical College & HS - SMART Program Renovations	-3,189.52	Owner Request	03/21/2025	Fiber was damaged during construction.
Banyan ES - SMART Program Renovations	4,825.00	Owner Request	01/22/2025	Addition of Second Downspout in Building 1: During construction, it was discovered that the existing downspout had a small amount of residual water remaining in the new gutter. Therefore, the Contractor was instructed to provide labor, materials, and equipment to install a secondary downspout and connect it to the previously installed gutter and the underground stormwater piping. (Owner's Request - $4,825; Add 0 Days)
Broadview ES - SMART Program Renovations	30,291.41	Owner Request	02/19/2025	Installation of Additional Fire Alarm System in Portables: The fire alarm system was added to the portables when the District recommended that they should not be demolished as originally planned. Therefore, the Contractor is to provide labor, material and equipment to install fire alarm system which includes all conduits, boxes, pull wire, shop drawings, installation of devices and programming. The installation also includes an outdoor mass notification system. (Owner's Request - $30,291.41; Add 598 days
Broadview ES - SMART Program Renovations	15,456.23	Consultant Omission	03/11/2025	Installation of Additional Ductwork Transitions: Two HVAC units were scheduled to be replaced and installed on new curbs. During construction, it was discovered that the ductwork transition that connects the units to the main supplies and returns must be modified since the existing units are installed over the curb extension. Therefore, the Contractor is to provide labor, material and equipment to furnish and install additional ductwork transitions. (Consultant Omission - $15,456.23; Add 30 days)
C. Robert Markham ES - SMART Program Renovations	51,179.27	Unforeseen Condition	02/19/2025	Relocation of New Roofing: During Construction, it was discovered that the new roofing could not be installed under chiller lines and electrical conduits along the top of walkway canopies. It is necessary to fabricate and install pipe-chase to wall transitions to facilitate installation over the chiller lines and conduits. Therefore, the Contractor is to provide labor and materials to install new roofing over chiller lines and conduits. (Unforeseen - $51,179.27; Add 0 Days)
C. Robert Markham ES - SMART Program Renovations	0.00	Owner Request	02/19/2025	Request for Time Extension: This change order is a request for time to grant the Contractor additional calendar days in in exchange for waiving its rights to seek additional or extended general conditions for such days. (Owner's Request - $0.00; Add 520 Days)
Central Park ES - SMART Program Renovations	39,672.76	Consultant Omission	02/21/2025	The existing chiller provisions could not be reused per the plans as they were not the correct size for the new chillers. The existing breaker at the switchboard, conductors, and wiring had to be replaced for this reason. Additionally, the existing disconnect switches had to be replaced as the existing switches created a space violation in front of the equipment area.
Central Park ES - SMART Program Renovations	0.00	Owner Request	03/11/2025	Time Extension Request for Various Delays: This request for time is a result of a various issues encountered from commencement of the project to date. The delays include roofing related delays, procurement delays, plumbing in art room, chiller electrical connections and FCU relocation. (Owner's Request - $0.00; Add 528 Days) (Consultant Omission - $0.00; Add 106 Days)

CHANGE ORDERS THIS QUARTER

APPROVED CHANGE ORDERS THIS QUARTER

PROJECT NAME	CHANGE ORDER AMOUNT	REASON	APPROVED DATE	DESCRIPTION
Central Park ES - SMART Program Renovations	0.00	Consultant Omission	03/11/2025	Time Extension Request for Various Delays: This request for time is a result of a various issues encountered from commencement of the project to date. The delays include roofing related delays, procurement delays, plumbing in art room, chiller electrical connections and FCU relocation. (Owner's Request - $0.00; Add 528 Days) (Consultant Omission - $0.00; Add 106 Days)
Charles Drew Family Resource Center - SMART Program Renovations	-45,122.66	Tax Savings	03/14/2025	In accordance with the contract, this change order is the final Tax Reconciliation of all direct owner purchases listed below: DOP#1 JOSEPH T RYERSON & SON INC PO# 8523000074 ($6,243.45) DOP#3 SOPREMA INCORPORATED PO# 8523000141 ($24,720.86) DOP#4 KINGSPAN INSULATION LLC PO# 8523000140 ($3,367.44) DOP#5 DAIKIN APPLIED AMERICAS INC PO# 8523000188 ($5,947.93) DOP#6 ROTH SOUTHEAST LLC PO# 8523000249 ($3,440.88) DOP#8 CORS - AIR INC PO# 8523000346 ($1,402.10)
Coconut Creek HS - SMART GOB Renovations	-50,948.62	Tax Savings	03/21/2025	In accordance with the contract, this change order is the final Tax Reconciliation of all direct owner purchases listed below: DOP#1 SOPREMA INCORPORATED PO# 8523000085 ($13,130.00) DOP#2 JOSEPH T RYERSON & SON INC PO# 8523000086 ($3,075.56) DOP#3 DAIKIN APPLIED AMERICAS INC PO# 8523000109 ($2,129.00) DOP#4 KINGSPAN INSULATION LLC PO# 8523000173 ($2,451.35) DOP#5 HVAC ASSOCIATES INC PO# 8523000189 ($3,602.48) DOP#6 ROTH SOUTHEAST LLC PO# 8523000190 ($2,512.36) DOP#7 BOND PLUMBING SUPPLY INC PO# 8523000197 ($757.86) DOP#8 DIVERSIFIED FLUID CONTROLS INC PO# 8523000191 ($3,586.64) DOP#9 CORS-AIR PO# 8524000076 ($1,692.50) DOP#10 K & M ELECTRIC SUPPLY INC PO# 8523000261 ($3,788.32) DOP#11 ALARM AND ELECTRONICS SYSTEMS LLC PO# 8523000296 ($14,222.55)
Coconut Creek HS - SMART GOB Renovations	12,240.60	Consultant Omission	01/27/2025	The rack must be extended to fit the new and larger electrical devices for the new HVAC pumps.
Coconut Creek HS - SMART GOB Renovations	3,137.76	Consultant Omission	02/04/2025	The drawings do not show the electrical connections.
Coral Springs MS - SMART Program Renovations	33,451.01	Unforeseen Condition	02/19/2025	Upgrade Existing Electrical Boxes and Conduits for Compliance in Area 12 (Media Center): During construction, it was discovered that the electrical boxes and conduits in its current state do not satisfy the National Electrical Code (NEC) requirement. Therefore, the Contractor is to provide labor, material and equipment to support one hundred and thirteen (113) existing unsupported electrical boxes, forty (40) conduits and one hundred and fifty-three (153) unit struts to meet code requirements. (Unforeseen - $33,451.01; Add 0 Days)
Coral Springs MS - SMART Program Renovations	13,211.61	Unforeseen Condition	02/19/2025	Upgrade Existing Electrical Boxes and Conduits for Compliance in Area 8 and 9 (Classrooms): During construction, it was discovered that the electrical boxes and conduits in its current state do not satisfy the National Electrical Code (NEC) requirement. Therefore, the Contractor is to provide labor, material and equipment to support forty-four (44) existing unsupported electrical boxes, fourteen (14) conduits and fifty-eight (58) unit struts to meet code requirements. (Unforeseen - $13,211.61; Add 0 Days)

CHANGE ORDERS THIS QUARTER

APPROVED CHANGE ORDERS THIS QUARTER

PROJECT NAME	CHANGE ORDER AMOUNT	REASON	APPROVED DATE	DESCRIPTION
Coral Springs MS - SMART Program Renovations	11,608.90	Unforeseen Condition	02/19/2025	Upgrade Existing Electrical Boxes and Conduits for Compliance in Area 7 (Classrooms): During construction, it was discovered that the electrical boxes and conduits in its current state do not satisfy the National Electrical Code (NEC) requirement. Therefore, the Contractor is to provide labor, material and equipment to support forty-six (46) existing unsupported electrical boxes, conduits and thirty-seven (37) unit struts to meet code requirements. (Unforeseen - $11,608.90; Add 0 Days)
Coral Springs Pre K-8 - SMART Program Renovations	6,321.22	Consultant Error	03/31/2025	Initially the Air Handling Unit 1-3 was located in room 109 which is adjacent to electrical room 110 where L5 panel is located. Due to room 109 size limitations and existing telecom panel conflicts, the Air Handling Unit 1-3 was relocated to room 153 and for this reason ASI #5 was created. To that effect it requires additional conduit and wiring for Air Handling Unit 1-3 Variable Frequency Drive to be fed from L5 panel in room 110.
Coral Springs Pre K-8 - SMART Program Renovations	25,573.02	Unforeseen Condition	03/31/2025	The building 1 air handling units did not have the function to shut down upon the fire alarm activation and did not have any shutdown relays for the same function. In order to have the Air Handling Units shutdown upon fire alarm activation it requires 4 new fire alarm relays to be installed and have these connected to all 8 Air Handling Units.
Coral Springs Pre K-8 - SMART Program Renovations	4,976.42	Owner Request	03/31/2025	As per the failed inspection ticket #137854 the inspector requested to install a new smoke wall partition along the corridor 008 which are not shown on drawings. Please see attached RFI 58 for reference.
Country Hills ES - SMART Program Renovations	-38,014.71	Tax Savings	02/03/2025	In accordance with the contract, this change order is the final Tax Reconciliation of all direct owner purchases listed below: DOP-1 SOPREMA INCORPORATED PO# 8522000204 ($22,362.06) DOP-2 MRSE LLC DBA ROTH SOUTHEAST PO# 8522000249 ($4,562.65) DOP-3 DAIKIN APPLIED AMERICAS INC PO# 8522000323 ($11,090.00)
Cresthaven ES - SMART Program Renovations	-39,947.97	Tax Savings	03/21/2025	In accordance with the contract, this change order is the final Tax Reconciliation of all direct owner purchases listed below: DOP#1 - TRANE US INC PO# 8524000110 ($15,989.36) DOP#2 - CORS-AIR PO# 8524000091 ($1,970.00) DOP#3 - SOPREMA INCORPORATED PO# 8524000111 ($10,809.95) DOP#4 - DIVERSIFIED FLUID CONTROLS INC PO# 8524000129 ($2,012.68) DOP#5 - D & N DUCT SOLUTIONS INC PO# 8524000135 ($9,165.98)
Crystal Lake MS - SMART Program Renovations	1,854.55	Consultant Omission	02/28/2025	Per code, closets housing communication rack must be equipped with a smoke detector which was not included in the original scope of work.

CHANGE ORDERS THIS QUARTER

APPROVED CHANGE ORDERS THIS QUARTER

PROJECT NAME	CHANGE ORDER AMOUNT	REASON	APPROVED DATE	DESCRIPTION
Cypress Bay HS - SMART Program Renovations	-193,382.93	Tax Savings	03/14/2025	In accordance with the contract, this change order is the final Tax Reconciliation of all direct owner purchases listed below: DOP-1 - Ferguson Enterprises Inc - PO#8520000056 - ($4,254.11) DOP-2 - Ferguson Enterprises Inc - PO#8520000116 - ($5,453.01) DOP-3 - Rinker Mater - PO#8520000122 - ($1,254.72) DOP-4 - Center Hill Building Products LLC - PO#8520000150 - ($15,358.40) DOP-5 - Ferguson Enterprises Inc - PO#8520000161 - ($1,460.29) DOP-6 - G Proulx Building Products LLC - PO#8520000163 - ($16,766.07) DOP-7 - Titan Florida LLC - PO#8520000164 - ($14,332.40) DOP-8 - Graybar Electric Company - PO#8520000180 - ($10,068.56) DOP-9 - World Electric Supply - PO#8520000181 - ($2,198.00) DOP-10 - Graybar Electric Company - PO#8520000182 - ($18,503.35) DOP-11 - Trane US Inc - PO#8520000184 - ($19,070.00) DOP-12 - Ferguson Fire & Fabrication Inc - PO#8520000215 - ($2,859.50) DOP-13 - Titan Florida LLC - PO#8520000228 - ($3,729.56) DOP-14 - Olympia Building Supplies LLC - PO#8520000229 - ($1,859.33) DOP-15 - Roth Southeast - PO#8520000230 - ($4,163.78) DOP-16 - Olympia Building Supplies LLC - PO#8520000231 - ($16,284.93) DOP-17 - Johnson Controls Fire Protection - PO#8520000235 - ($8,183.46) DOP-18 - CORS-AIR - PO#8520000254 - ($6,169.04) DOP-19 - Next Door Distribution Company - PO#8520000299 - ($14,133.77) DOP-20 - Mark Products of Georgia Inc - PO#8520000300 - ($2,141.79) DOP-21 - Soprema Inc - PO#8520000303 - ($5,740.78) DOP-22 - YKK AP America Inc - PO#8520000321 - ($18,091.70) DOP-23 - G Proulx Building Products LLC - PO#8520000253 - ($1,306.38)
Dania ES - SMART Program Renovations	7,664.00	Unforeseen Condition	03/31/2025	The initial bid was only for replacing the walkway overhead. However, during the demolition of the existing overhead, we discovered that the columns and beams were rusted. As directed by the owner and the architect per RFI #19 and RFI #22, we need to wire brush, remove the rust, and repaint the beams of the walkway where the new aluminum overhead is being installed. The Repair is only being done on the vertical beams but not on the columns
Dania ES - SMART Program Renovations	4,215.64	Owner Request	02/11/2025	Building 2 is in poor condition and is scheduled for demolition under a separate project. Due to the hazardous conditions of the building, a fence is required for safety purposes
Dillard 6-12 School - SMART Roof Carve Out	-150,000.82	Owner Request	02/11/2025	Return unused contingency to the Owner.
Driftwood ES - SMART Program Renovations	-12,902.15	Tax Savings	01/07/2025	In accordance with the contract, this change order is the final Tax Reconciliation of all direct owner purchases listed below: DOP#1 JOHNSON CONTROLS INC PO# 8524000184 ($4,370.00) DOP#2 SOL-A-TROL ALUMINUM PRODUCTS INC PO# 8524000313 ($8,532.15)
Driftwood ES - SMART Program Renovations	-8,885.19	Owner Request	03/25/2025	Allocated construction trailer costs that was not utilized for an anticipated period.

CHANGE ORDERS THIS QUARTER

APPROVED CHANGE ORDERS THIS QUARTER

PROJECT NAME	CHANGE ORDER AMOUNT	REASON	APPROVED DATE	DESCRIPTION
Driftwood ES - SMART Program Renovations	1,438.51	Unforeseen Condition	01/23/2025	Provide labor and material for demolition and reinstallation of sanitary and water line from existing water cooling in new location in the mechanical room that was interfering with the concrete slab where the new unit should be installed AHU-8-2
Driftwood ES - SMART Roofing	-150,000.00	Owner Request	03/21/2025	There were no change orders on the project
Eagle Point ES - SMART GOB Renovations	657,601.15	Consultant Error	01/22/2025	Credit for Removal of Roofing Scope: The original scope of work for this project included the installation of a roofing cap sheet over the existing roof system to extend the life of the existing roofs. However, after further evaluation, it was determined that it would be in the best interest of the District to alter the scope of work from a recovery of the existing roofs to a full roof replacement for Buildings 1-6. Based on the complexity of this work, it was also determined that the re-roofing should be completed in a separate carve-out project. The removal of the roofing work from the primary SMART Renovations Project was approved by the School Board via the Fourth Amendment to the Professional Services Agreement on October 17, 2024, and the funding of the roof carve-out was approved on December 12, 2023. The roof carve-out project was completed in August 2024. (Consultant Error - ($657,601.15); Add 0 Days)
Eagle Point ES - SMART Roof Carve Out	-23,937.79	Tax Savings	01/30/2025	In accordance with the contract, this change order is the final Tax Reconciliation of all direct owner purchases listed below: DOP-1 Soprema PO# 8524000326 ($16,980.95) DOP-2 Century Metals PO# 8524000325 ($6,956.84)
Falcon Cove MS - SMART Program Renovations	-184,970.64	Tax Savings	03/10/2025	A Direct Owner Purchase (DOP) In accordance with the contract, this change order is the final Tax Reconciliation of all direct owner purchases listed below: DOP-1 Stuart Building Materials - PO #8520000094 ($13,952.54) DOP-2 Superior Mix - PO #8520000071 ($17,395.40) DOP-3 D&N Duct Solutions - PO #8520000070 ($6,284.01) DOP-4 Trane - PO #8520000061 ($18,164.42) DOP-5 McMaster Concrete - PO #8520000110 ($3,437.90) DOP-6 Ferguson Ent. - PO #8520000111 ($6,168.13) DOP-7 World Electric Supply - PO #8520000115 ($24,260.50) DOP-8 World Electric Supply - PO #8520000114 ($4,258.66) DOP-9 White Rock Quarry - PO #8520000125 ($1,726.16) DOP-10 EM Corson - PO #8520000124 ($4,130.00) DOP-11 South Dade Lighting - PO #8520000142 ($16,070.00) DOP-12 Rauland of Florida - PO #8520000139 ($2,050.27) DOP-13 Sol-A-Trol - PO #8520000216 ($17,702.00) DOP-14 Mannington Mills - PO #8520000239 ($6,433.88) DOP-15 Power Depot - PO #8520000240 ($2,738.72) DOP-16 Fire Controls - PO #8520000241 ($1,947.20) DOP-17 Ferguson Enterprises - PO #8520000346 ($2,778.41) DOP-18 Next Plumbing Supply - PO #8520000341 ($3,829.15) DOP-19 Soprema - PO #8520000367 ($9,975.20) DOP-20 Soprema - PO #8520000345 ($3,056.00) DOP-21 Olympia - PO #8521000038 ($10,421.65) DOP-22 Mills & Nebraska - PO #8521000043 ($8,190.44)
Gulfstream Academy of Hallandale Beach K-8 (South) - SMART Program Renovations	-69,131.89	Owner Request	03/11/2025	Roofing Scope Modifications: During a roof reality walkthrough conducted at the start of the project, District staff requested the roofing scope of work be modified to be more consistent with current conditions. This change order is for a net credit for additional work requested and for the removal of the roof slope installation. The redesign for the roofing modifications delayed construction by 161 days. (Owner's Request - ($69,131.89); Add 161 days

CHANGE ORDERS THIS QUARTER

APPROVED CHANGE ORDERS THIS QUARTER

PROJECT NAME	CHANGE ORDER AMOUNT	REASON	APPROVED DATE	DESCRIPTION
Hallandale Magnet HS - SMART Program Renovations	6,312.24	Consultant Omission	01/30/2025	The existing Panel 17H had an internal contactor that controls the existing site lighting and the new panel specified in the SBBC Design & Material Standards does not have built in contactors and specifies separate lighting contactors for exterior lights.
Hallandale Magnet HS - SMART Program Renovations	80,850.48	Consultant Omission	01/30/2025	Bid drawings called for panels and transformers to be replaced and reconnected to existing wiring. Due to clearance requirements, they needed to be relocated, and the existing wiring did not reach the new locations. Existing wiring needed to be replaced with one that reached.
Harbordale ES - SMART Program Renovations	9,603.00	Consultant Error	02/19/2025	Installation of Duct Heaters in Building 11: Upon inspection, it was identified that the clearance requirements for the electric duct heaters were not being met in the mechanical room. It was decided that the duct heaters would be installed inside the classrooms instead of the mechanical room to rectify this issue. Therefore, the Contractor is to provide labor, material and equipment to install electric duct heaters in Building 11. (Consultant Error - $9,603; Add 109 Days)
Hollywood Hills ES - SMART Program Renovations	3,247.20	Unforeseen Condition	01/30/2025	During the construction of a new canopy at bldg 2, underground lines were discovered. Underground lines are in conflict with the installation of the new canopy. Three of the lines discovered are electrical lines. The electrical tracing is needed to verify if two of the electrical lines are live. The tracing is also needed to find out what panel/circuit the third electrical line, that runs from building 2 to building 1 is connected to, so that an ASI can be produced to address how to properly remove or re-route the electrical lines.
Hollywood Park ES - SMART GOB Renovations	-43,120.32	Tax Savings	03/14/2025	In accordance with the contract, this change order is the final Tax Reconciliation of all direct owner purchases listed below: DOP#1 DAIKIN APPLIED AMERICAS INC PO# 8521000083 ($12,019.04) DOP#2 SOUTH DADE LIGHTING INC PO# 8521000124 ($5,468.00) DOP#5 SOL-A-TROL ALUMINUM PRODUCTS INC PO# 8522000039 ($2,115.20) DOP#6 LEHIGH CEMENT COMPANY PO# 8522000050 ($2,634.80) DOP#9 ABC SUPPLY COMPANY INC PO# 8521000413 ($20,883.28)
Indian Trace ES - SMART Program Renovations	-51,500.88	Tax Savings	02/03/2025	In accordance with the contract, this change order is the final Tax Reconciliation of all direct owner purchases listed below: DOP-1 SOPREMA INCORPORATED PO# 8523000228 ($25,316.60) DOP-2 DAIKIN APPLIED AMERICAS INC PO# 8523000227 ($16,730.00) DOP-3 INTEGRATED COOLING SOLUTIONS LLC PO# 8523000226 ($7,896.68) DOP-4 ROTH SOUTHEAST LLC PO# 8523000256 ($4,021.56) DOP-5 BOND PLUMBING SUPPLY INC PO# 8523000295 ($1,960.72) DOP-6 CUSTOM AIR VENTILATION & HEATING PO# 8523000294 ($1,394.00) DOP-7 DIVERSIFIED FLUID CONTROLS INC. PO# 8523000371 ($2,078.00)
Indian Trace ES - SMART Program Renovations	971.60	Consultant Omission	03/25/2025	The equipment schedule on the electrical drawings specifies that the Fan Coil Unit -2-6 as using a 20-amp breaker with #12 wires, the actual installed unit requires a 30-amp breaker with #10 wires to meet its operational load requirements.

CHANGE ORDERS THIS QUARTER

APPROVED CHANGE ORDERS THIS QUARTER

PROJECT NAME	CHANGE ORDER AMOUNT	REASON	APPROVED DATE	DESCRIPTION
James S. Hunt ES - SMART Program Renovations	0.00	Consultant Omission	01/22/2025	Time Extension Request Due to Material Delay: During construction, the existing panelboards that were to remain could not supply adequate power for the new variable air volume (VAV) HVAC system loads. New and larger panel boards in Buildings 5, 6, and 7 needed to be installed and could only be done during winter recess. This change order item is a companion item to COI 5 where the financial request was processed to reduce further delay. (Consultant Omission - $0.00; Add 67 Days)
James S. Hunt ES - SMART Program Renovations	74,246.09	Unforeseen Condition	01/22/2025	Installation of Variable Frequency Drives (VFD) in Buildings 5,6 &7: During the bidding of this project, electrical sheets were not included in the published bid resulting in a lower bid. The Contractor discovered the missing documents after the award of the construction contract, which includes installation of variable frequency drives in buildings 5, 6 and 7, installation of new chiller pumps as well as installation of disconnects. (Unforeseen - $74,246.09; Add 0 Days
Lauderdale Manors Early Learning and Resource Center - SMART Roof Carve Out	-60,263.65	Tax Savings	03/04/2025	In accordance with the contract, this change order is the final Tax Reconciliation of all direct owner purchases listed below: DOP-1 SOPREMA PO# 8524000149 ($45,673.22) DOP-2 CENTURY METALS & SUPPLIES PO# 8524000146 ($8,389.87) DOP-3 HEIDELBERG MATERIALS PO# 8524000145 ($2,546.72) DOP-4 CELLOFOAM NORTH AMERICA PO# 8524000147 ($3,653.84)
Lauderdale Manors Early Learning and Resource Center - SMART Roof Carve Out	-150,000.00	Owner Request	03/21/2025	Contingency not used or needed.
Lauderhill 6-12 STEM-MED Magnet School - SMART Re-Roofing	-90,732.40	Owner Request	02/14/2025	Return of unused project contingency
Lloyd Estates ES - SMART Program Renovations	299,498.99	Consultant Omission	02/19/2025	Installation of Rooftop Units on Building 1: During construction, it was discovered that the rooftop units were relocated further from the original designed connection point to meet structural support requirements. Therefore, the Contractor is to provide labor, material and equipment to install the new rooftop units on the roof of Building 1. (Consultant Omission -$299,498.99; Add 0 Day
Lloyd Estates ES - SMART Program Renovations	90,475.28	Unforeseen Condition	02/19/2025	Installation of Structural Reinforcements: During construction, it was discovered that installation of two rooftop units required structural reinforcements to the existing roof to support the new loads. Therefore, the Contractor is to provide labor, material and equipment to install structural reinforcements which includes relocating electrical items that conflict with the existing columns to be reinforced, as well as cleaning, demolition and patching labor. (Unforeseen - $90,475.28; Add 0 Days)

CHANGE ORDERS THIS QUARTER

APPROVED CHANGE ORDERS THIS QUARTER

PROJECT NAME	CHANGE ORDER AMOUNT	REASON	APPROVED DATE	DESCRIPTION
Lloyd Estates ES - SMART Program Renovations	9,004.96	Consultant Omission	03/11/2025	Relocation of Electrical Duct Heater: Initially, the electrical duct heater was installed per the mechanical drawing. However, upon inspection it was identified that there was insufficient clearance. Therefore, the Contractor is to provide labor and material to relocate the electrical duct heater to meet the clearance requirements. (Consultant Omission - $9,004.96; Add 0 Days)
Lloyd Estates ES - SMART Program Renovations	34,375.46	Consultant Omission	03/11/2025	Installation of Additional Fire Alarm Devices: During inspection, it was identified that there was a discrepancy in the original design and additional fire alarm devices were required to bring the building up to code. Therefore, the Contractor is to provide labor, material and equipment to install four (4) pull stations, seven (7) smoke detectors, and an annunciator panel. (Consultant Omission - $34,375.46)
Maplewood ES - SMART Building Renovations	11,494.71	Consultant Omission	03/11/2025	Adjustment of Bathroom Fixtures and Accessories: During construction, it was discovered that the design to meet ADA standards in the student's restrooms were non-compliant. An adjustment to the fixture and accessory heights is required to meet BCPS ADA design criteria. Therefore, the Contractor is to provide labor, material and equipment for the adjustment of bathroom fixtures and accessories, backing and tile rework in the restrooms. (Consultant Omission - $11,494.71; Add 0 days)
Maplewood ES - SMART Building Renovations	40,648.00	Unforeseen Condition	03/11/2025	Installation of Additional Fire Alarm Devices: The Contractor commenced and performed fire alarm protection and fire alarm installation and did not proceed until inspections were complete. Upon inspection, the Contractor was directed to install additional fire alarm devices to meet building code. Therefore, the Contractor is to provide labor, material and equipment to install additional fire alarm devices. (Unforeseen - $40,648; Add 0 Days)
Margate ES - Classroom Addition SMART Program	3,910.51	Owner Request	02/11/2025	During the drop test inspection of the new PK playground conducted with the Environmental and Health Science Department and PPO, it was discovered that the ADA access was landing on fine sand instead of the rubber slab. As a result, RFI #190 was issued, and the A/E responded with a directive to remove the existing gate and install a new one at the southwest corner of the playground, ensuring the ADA access aligned with the rubber surface.
Margate ES - Classroom Addition SMART Program	0.00	Owner Request	02/19/2025	Request for Time Extension Due to Multiple Conditions: This request for time extension is due to multiple factors; asbestos abatement, underground utility issues and weather delays. A third-party vendor was responsible for the asbestos abatement, however, the building required evacuation and the Contractor could not proceed until the test was complete. Additionally, the chilled water supply and return pipes conflicted with the footer locations which led to a change order to relocate the existing underground utilities. The project was also impacted by hurricane delays which altered its critical path. (Owner Request - $0.00; Add 32 Days) (Unforeseen - $0.00; Add 31 Days) (Force Majeure - $0.00; Add 7 Days)

CHANGE ORDERS THIS QUARTER

APPROVED CHANGE ORDERS THIS QUARTER

PROJECT NAME	CHANGE ORDER AMOUNT	REASON	APPROVED DATE	DESCRIPTION
Margate ES - Classroom Addition SMART Program	0.00	Unforeseen Condition	02/19/2025	Request for Time Extension Due to Multiple Conditions: This request for time extension is due to multiple factors; asbestos abatement, underground utility issues and weather delays. A third-party vendor was responsible for the asbestos abatement, however, the building required evacuation and the Contractor could not proceed until the test was complete. Additionally, the chilled water supply and return pipes conflicted with the footer locations which led to a change order to relocate the existing underground utilities. The project was also impacted by hurricane delays which altered its critical path. (Owner Request - $0.00; Add 32 Days) (Unforeseen - $0.00; Add 31 Days) (Force Majeure - $0.00; Add 7 Days)
Marjory Stoneman Douglas HS - SMART Program Renovations	3,360.37	Consultant Omission	03/21/2025	There was no structural beam at the existing masonry wall requiring a new to be installed and support the new door opening for new storage room 834C.
Marjory Stoneman Douglas HS - SMART Program Renovations	-35,193.23	Owner Request	02/05/2025	The Rooftop receptacles serving exhaust and supply fans are not required and can be eliminated as per building code NFPA 210.63. This will reduce roof penetrations.
Marjory Stoneman Douglas HS - SMART Program Renovations	15,937.97	Consultant Omission	01/30/2025	Relocation was required because existing conduits on roof interfered with the installation of the new roof.
Marjory Stoneman Douglas HS - SMART Program Renovations	8,834.73	Owner Request	01/30/2025	There was no canopy at the portables at the time of bidding. Per discussions in OAC meetings, Pirtle Construction was directed to install lightning protection grounding at the canopy prior to the start of the 2024 school year. This work is complete.
Marjory Stoneman Douglas HS - SMART Program Renovations	5,240.41	Unforeseen Condition	02/13/2025	The IT closet was added to protect the IT equipment.
Marjory Stoneman Douglas HS - SMART Program Renovations	10,863.52	Unforeseen Condition	03/18/2025	During Roof membrane demo, it was discovered that the existing conditions of the roof drains were loose and previously installed without support.
Marjory Stoneman Douglas HS - SMART Program Renovations	1,362.54	Consultant Omission	02/13/2025	Existing floor drain in Bldg. 3 Mechanical Rm 322 will be covered by the location of the new mechanical units requiring the existing floor drain to be relocated.
McArthur HS - SMART Program Renovations	12,742.00	Unforeseen Condition	02/18/2025	Upon the start of the painting job, several exterior wall features were found missing, replacement was required to keep the same design pattern.

CHANGE ORDERS THIS QUARTER

APPROVED CHANGE ORDERS THIS QUARTER

PROJECT NAME	CHANGE ORDER AMOUNT	REASON	APPROVED DATE	DESCRIPTION
McArthur HS - SMART Program Renovations	20,000.00	Unforeseen Condition	01/27/2025	Existing drain line where the new drain line tie-in, was found collapsed, corroded and does not drain.
McArthur HS - SMART Program Renovations	4,990.00	Unforeseen Condition	02/18/2025	During the installation of the new drainage for Bldg. 10, it was discovered that the existing catch basin shown with 12" invert was a 12" inline drain. This unforeseen condition was sent to the EOR.
McArthur HS - SMART Program Renovations	-9,146.00	Owner Request	02/05/2025	Electrical work in the Media Center (room 501) has been descoped because the media center does not require any new infrastructure work and the existing electrical/data meets the needs for the media center layout, along with all IT technology requirements.
McArthur HS - SMART Program Renovations	-33,828.00	Owner Request	02/17/2025	The existing doors hardware are well maintained by the school's maintenance department and they function properly, therefore, it was recommended to descope the hardware replacement.
McArthur HS - SMART Program Renovations	18,846.00	Unforeseen Condition	03/27/2025	The existing feeder wires from Panel LDP to Panel P-5 did not meet the minimal megger requirements, conduit and feeders need to be replaced.
McNab ES - SMART Program Renovations	-11,810.00	Tax Savings	03/03/2025	In accordance with the contract, this change order is the final Tax Reconciliation of all direct owner purchases listed below: DOP-1 Trane PO# 8519000317
Millennium 6-12 Collegiate Academy - SMART Program Renovations	43,392.79	Unforeseen Condition	02/11/2025	As-Builts show the exterior cleanout at the west area of Building 4. Upon commencement of the new condensate line work, the exterior clean-out was found to be located on the East side of Building 4 requiring the re-routing of the condensate line.
Millennium 6-12 Collegiate Academy - SMART Program Renovations	5,917.91	Consultant Omission	02/26/2025	Required to maintain proper clearances and perform the re-roofing scope of work.
Nob Hill ES - SMART Program Renovations	-58,743.55	Owner Request	02/04/2025	Owner request to descope the installation of door hardware because PPO completed the work.

CHANGE ORDERS THIS QUARTER

APPROVED CHANGE ORDERS THIS QUARTER

PROJECT NAME	CHANGE ORDER AMOUNT	REASON	APPROVED DATE	DESCRIPTION
North Side ES - SMART Program Renovations	0.00	Unforeseen Condition	03/11/2025	Time Extension Request for the Installation of New Variable Frequency Drives (VFD): The manufacturer advised against installing the VFD's outdoors. The VFD's were relocated inside Building 2 mechanical room instead of outside next to the chillers. This change order represents a no cost time extension request for the delays related to the processing, approval of the contractor request and delays associated with the installation of new VFD's. (Unforeseen - $0.00; Add 1,272 Days)
Northeast HS - SMART Program Renovations	63,589.18	Consultant Error	02/11/2025	No existing support steel for existing smoke vents. Per revised sheets and details approved in ISS #25079 as required by the Bldg. Dept review, added steel supports required for the Smoke Vents to be installed at Building 4.
Nova Blanche Forman ES - SMART Program Renovations	159,266.00	Consultant Omission	02/19/2025	Installation of Roof Top Units (RTU): The original scope of work was designed to replace the existing nineteen (19) HVAC units including three (3) packaged terminal units (PTUs). During construction, it was discovered that the PTUs referenced in the design documents did not exist on site. As a result, the new RTUs were designed to accommodate the omission of the three PTUs. Therefore, the Contractor is to provide labor, material and equipment to install nineteen (19) roof top units to accommodate the existing packaged terminal units. (Consultant Omission - $159,266; Add 0 Days)
Nova Dwight D. Eisenhower ES - SMART Program Renovations	7,751.74	Consultant Error	03/18/2025	Results from the fire alarm inspection required to add heat detectors for rooms 102 and 127. Also, a change from heat detectors to smoke detectors were code required for rooms 105C, 112, 125C, 128, 129, 130, 135 and 141. Finally missing speaker strobes to be added in corridor 003A, rooms 106A and 145.
Nova HS - SMART Program Renovations	23,805.87	Consultant Error	02/04/2025	Installation of AHU 13-1 generated an issue of noise in classroom spaces that needed to be remediated.
Nova MS - Roofing Building 3, 4, 7, 8, 9 - SMART Program	100,001.20	Unforeseen Condition	02/27/2025	Original drain and emergency overflow drain location chosen will not suffice due to unforeseen field condition. Instead of the 1 drain and 1 emergency overflow drain, 2 drains and 2 emergency overflow drains will need to be installed to provide the necessary drainage, adding 1 primary drain and 1 emergency overflow drain not included in the contract to buildings 3 and 4.
Olsen MS - SMART Program Renovations	68,235.00	Consultant Omission	01/27/2025	After the bid, Broward County Environmental Protection and Growth Management Department reviewed the set of plans and modifications to new drawings needed to be made.
Olsen MS - SMART Program Renovations	10,271.89	Unforeseen Condition	03/11/2025	Re-Wire School Sign: During construction, it was discovered that the school sign was sharing a circuit with the old light-pole fixtures that were 480 volts. The new light pole fixtures were 277 volts which required rerouting of the underground conduit and wires. Therefore, the Contractor is to provide labor, material and equipment to rewire the school sign underground. (Unforeseen - $10,271.89; Add 0 Days)

CHANGE ORDERS THIS QUARTER

APPROVED CHANGE ORDERS THIS QUARTER

PROJECT NAME	CHANGE ORDER AMOUNT	REASON	APPROVED DATE	DESCRIPTION
Oriole ES - SMART Program Renovations	211,085.00	Unforeseen Condition	02/19/2025	Roof Replacement at Building 1: During construction, it was discovered that the lightweight concrete had deteriorated over time. Based on engineering tests performed by two separate companies, it was determined the roof needed to be replaced. Therefore, the Contractor is to provide labor, material and equipment for the replacement of Lightweight Concrete in Building 1. (Unforeseen - $211,085; Add 82 Days)
Peters ES - SMART Program Renovations	18,174.69	Consultant Error	03/21/2025	Obstructions found in the ceiling caused the proposed route in the Permitted drawings to have to be altered.
Peters ES - SMART Program Renovations	11,672.55	Unforeseen Condition	02/04/2025	Safety devices needed for the new duct heaters were not existing as shown on the As-Built drawings. The devices could not be installed without relocating obstructing conduits and devices.
Peters ES - SMART Program Renovations	0.00	Owner Request	02/19/2025	Time Extension Request to Revise and Change Storefronts for Increased Safety: To increase the safety of Buildings 5, 7, 8, 9, 11 and 12, the contractor was instructed to change from glass to impact panels. Revision of shop drawings, fabrication and delivery of new materials impacted the critical path of this project. This change order represents the time impact only, an additional change order reflecting the financial impact is forthcoming. (Owner's Request - $0.00; Add 211 Days)
Peters ES - SMART Program Renovations	873.78	Consultant Error	01/30/2025	During inspection, power inconsistencies were noted between the four brand new FCUs installed per the specifications and the existing safety devices.
Peters ES - SMART Program Renovations	23,474.38	Consultant Error	02/04/2025	The doors installed from the Permitted drawings did not have glass panels as required by Section 08110: Steel Doors and Frames of the SBBC Design & Materials Standards.
Piper HS - SMART Program Renovations	12,151.40	Consultant Omission	01/22/2025	Installation of Water Heater in Building 6: The shop drawings did not reflect the installation of a hot water heater. As a result of adding the shower, renovation work in Building 6 was impacted. Therefore, the Contractor is to provide labor, materials, and equipment to install a water heater, hot water supply, and return piping to serve renovated showers in Building 6. (Consultant Omission - $12,151.40; Add 162 days)
Piper HS - SMART Program Renovations	14,463.39	Unforeseen Condition	02/19/2025	Modification of Existing HVAC Ductwork: During inspection, it was discovered that the existing lighting fixtures were not code compliant which initiated a ceiling and existing firerated grills replacement. Therefore the Contractor is to provide labor, materials and equipment to modify existing HVAC ductwork, including the replacement of air distribution devices as part of the ceiling replacement. This change order reflects the second payment of three for this scope of work. (Unforeseen - $14,463.39; Add 0 days)

CHANGE ORDERS THIS QUARTER

APPROVED CHANGE ORDERS THIS QUARTER

PROJECT NAME	CHANGE ORDER AMOUNT	REASON	APPROVED DATE	DESCRIPTION
Piper HS - SMART Program Renovations	11,514.23	Consultant Omission	03/11/2025	Installation of Emergency Shut-Off Valve: During construction, it was discovered that there is a valve that is required to shut off gas supply in the event of an emergency but it was not included in the drawings. The valve was added during a plan revision. Therefore, the Contractor is to provide labor, material and equipment to provide labor and material necessary to install a normally closed, lever operated manual reset electric solenoid valve in the main gas supply. (Consultant Omission - $11,514.23; Add 0 days)
Plantation HS - SMART Program Renovations	6,787.64	Consultant Omission	03/25/2025	Project As-Builts did not show the demolished Building 2 was feeding Building 12 transformer, requiring a new 200 amp outdoor panel with a 200 amp main to re-feed building 12 transformer.
Pompano Beach MS - SMART Program Renovations	-65,010.73	Owner Request	03/11/2025	Credit for Re-Roof and Replacement of Fan in Building 7and Fire Protection in Building 1: During construction, it was discovered that the structural support for the roofing in Building 7 was in poor condition. Additionally, there is extensive work required to complete the sprinkler system in Building 1. The Contractor will provide a credit for labor and materials to re-roof and replace a fan in Building 7 as well as for the installation of fire protection in Building 1. This scope of work will be addressed in a Construction Services Minor Project. (Owner's Request - ($65,010.73); Add 0 Days)
Pompano Beach MS - SMART Program Renovations	-20,020.00	Owner Request	03/11/2025	Credit for Installation of Dampers and Louvers: It was discovered that the installation of three (3) dampers in Building 5 and two (2) louvers on Building 6 which was within the original contracted scope was no longer required. The Contractor will provide a credit for labor and material to install dampers and louvers. (Owner's Request - ($20,020.00); Add 0 Days)
Ramblewood ES - SMART Program Renovations	-17,794.85	Tax Savings	02/04/2025	In accordance with the contract, this change order is the final Tax Reconciliation of all direct owner purchases listed below: DOP#1 TRANE US INC PO# 8520000132 ($9,645.44) DOP#2 SOPREMA INCORPORATED PO# 8520000317 ($5,004.40) DOP#3 SOL-A-TROL ALUMINUM PRODUCTS INC PO# 8521000291 ($3,145.01)
Riverside ES - SMART Program Renovations	-3,761.00	Tax Savings	02/05/2025	In accordance with the contract, this change order is the final Tax Reconciliation of all direct owner purchases listed below: DOP#1 ACCUAIR INC PO# 8523000148 - ($3,761)
Sawgrass Springs MS - SMART Program Renovation	6,133.07	Consultant Omission	02/11/2025	There were some deficiencies detected from the rough devices spacing inspection where it was determined additional devices were needed for the project to be National Fire Protection Association (NFPA) and Florida Building Code (FBC) compliant.
Sea Castle ES - SMART Program Renovations	119,786.00	Unforeseen Condition	01/22/2025	Relocation of Fan Coil Units in Buildings 4, 5, & 6: During review of the shop drawings for the fan coil units, it was discovered that the replacement model is larger than the existing equipment, which is obsolete; and due to clearance issues, the new units must be relocated. Therefore, the Contractor is to provide labor, material and equipment to relocate the fan coil units from above the ceiling in the corridors to above the ceiling in the classrooms. (Unforeseen - $119,786; Add 0 Days)

CHANGE ORDERS THIS QUARTER

APPROVED CHANGE ORDERS THIS QUARTER

PROJECT NAME	CHANGE ORDER AMOUNT	REASON	APPROVED DATE	DESCRIPTION
Seagull Alternative HS - SMART Program Renovations	9,767.00	Consultant Omission	03/28/2025	Lighting has been added to the new aluminum canopy, as this is needed in order to comply with code requirements.
Seagull Alternative HS - SMART Program Renovations	7,285.00	Consultant Omission	03/11/2025	The lightning protection was added to comply with Florida Building Code 453.17.7.
Seminole MS - SMART Program Renovations	6,745.88	Unforeseen Condition	02/26/2025	The existing as-built drawings indicated the presence of a 100 amp NEMA 3R disconnect, but it appears that it was not actually installed. The existing 60 Amp disconnect needs to be replaced with a 100 amp NEMA 3R fused disconnect.
Sheridan Hills ES - SMART Building Renovations	5,106.22	Consultant Omission	03/21/2025	ASI #3 captured the additional ducts for restrooms 136B, 137A, and 138A to meet building code requirements. RFI #99 captured the additional duct for room 135A, which was omitted by the AE in ASI #3.
Sheridan Hills ES - SMART Building Renovations	1,816.85	Unforeseen Condition	02/13/2025	Room 201D had no lights. AE directed us to install a new wall mounted light fixture above the door with a new switch. E-504
Sheridan Hills ES - SMART Building Renovations	5,426.38	Consultant Error	01/30/2025	The Bid Documents call for a 90A breaker with #2 wire for the phase and #8 wire for the ground for the new RTU-1-2. However, the actual unit installed requires a 200A breaker, which also necessitated upgrading the phase and ground wires.
Sheridan Park ES - SMART Program Renovations	2,471.23	Unforeseen Condition	01/28/2025	While performing fire alarm inspections it was found that the existing to remain tamper switches at the backflow are not working, requiring a new tamper switch to be installed for the new fire alarm system.
South Broward HS - SMART Program Renovations	259,439.72	Consultant Omission	02/19/2025	Installation of New Acoustical Panels: Upon demolition of the existing sound curtains, it was discovered that there are old window openings and conduits installed on the surface of the walls. This prevents the acoustical panels installation as per the manufacturer's specifications. Therefore, the Contractor is to provide labor, material and equipment to adjust the walls and existing surfaces for the installation of the new acoustical panels in the Auditorium (Consultant Omission - $259,439.72; Add 0 Days)
South Plantation HS - SMART Program Renovations	-22,890.36	Tax Savings	02/04/2025	In accordance with the contract, this change order is the final Tax Reconciliation of all direct owner purchases listed below: DOP#1 SOPREMA INCORPORATED PO# 8523000258 ($13,500.82) DOP#2 SOL-A-TROL ALUMINUM PRODUCTS INC PO# 8523000291 ($9,389.54)

CHANGE ORDERS THIS QUARTER

APPROVED CHANGE ORDERS THIS QUARTER

PROJECT NAME	CHANGE ORDER AMOUNT	REASON	APPROVED DATE	DESCRIPTION
South Plantation HS - SMART Program Renovations	17,331.77	Unforeseen Condition	03/27/2025	Per the original drawings, the new fire sprinkler system will be tapping into an existing line under the jurisdiction of the City of Plantation. The fire hydrant assembly, pipe bedding and existing bollards needed to be replaced to meet the City of Plantation's standards.
South Plantation HS - SMART Program Renovations	0.00	Unforeseen Condition	01/22/2025	Time Extension Request to Rectify Issues with Existing Feeder Wiring: Upon inspection, it was discovered that there were existing issues with the wiring for the feeders. The electrical inspector and engineer on record (EOR) requested the replacement of the existing underground incoming feeders to pass the final inspection which altered the critical path of the project. The financial impact change order (COI 5) was processed separately to minimize review and processing time. (Unforeseen - $0.00; Add 180 Days)
Stirling ES - SMART Program Renovations	-32,501.31	Tax Savings	03/03/2025	In accordance with the contract, this change order is the final Tax Reconciliation of all direct owner purchases listed below: DOP-1 DAIKIN APPLIED AMERICAS INC PO# 8521000189 ($9,967.25) DOP-2 SOPREMA INCORPORATED PO# 8521000351 ($10,605.92) DOP-4 SOL-A-TROL ALUMINUM PRODUCTS INC PO# 8521000443 ($11,928.14)
Stirling ES - SMART Program Renovations	-79,508.80	Owner Request	01/13/2025	Provide a credit for the Architect's extended construction administration services.
Virginia Shuman Young ES - SMART Program Renovations	-21,316.86	Tax Savings	02/04/2025	In accordance with the contract, this change order is the final Tax Reconciliation of all direct owner purchases listed below: DOP-1 CONCRETE SOLUTIONS GROUP LLC PO# 8521000195 ($12,716.74) DOP-2 TRANE US INC PO# 8521000257 ($8,600.12)
Walter C. Young MS - SMART Program Renovations	-105,053.95	Tax Savings	03/21/2025	In accordance with the contract, this change order is the final Tax Reconciliation of all direct owner purchases listed below: DOP-1 Soprema PO# 85220000154 ($43,591.24) DOP-2 Kingspan PO# 8522000151 ($5,755.80) DOP-3 Lehigh Cement PO# 8522000152 ($3,072.49) DOP-4 Diakin Applied South Florida PO# 8522000166 ($27,379.70) DOP-5 Integrated Cooling Solutions PO# 8522000165 ($9,800.00) DOP-6 Diversified Fluid Controls PO# 8522000194 ($2,582.00) DOP-7 CMH Solutions, Inc. PO# 8522000202 ($2,255.00) DOP-8 E. M. Corson & Assoicates PO# 8522000226 ($4,550.00) DOP-10 Sol-A-Trol Aluminum Products PO# 8522000229 ($4,604.84) DOP-11 Sherwin Williams PO#8522000256 ($1,462.88)
Walter C. Young MS - SMART Program Renovations	-449,942.17	Owner Request	02/05/2025	Unused contingency to be returned to the Owner

CHANGE ORDERS THIS QUARTER

APPROVED CHANGE ORDERS THIS QUARTER

PROJECT NAME	CHANGE ORDER AMOUNT	REASON	APPROVED DATE	DESCRIPTION
Welleby ES - SMART Program Renovations	6,639.60	Consultant Omission	01/23/2025	While attempting to do the elevator recall test, it was discovered that the existing disconnect is not capable of being wired with a shunt and drawings do not show anything pertaining to this. AE response to our RFI was to replace the disconnect with new compatible one.
Westglades MS - SMART Program Renovations	-19,091.84	Tax Savings	02/04/2025	In accordance with the contract, this change order is the final Tax Reconciliation of all direct owner purchases listed below: DOP-01 - Soprema Inc. - PO#8522000199 - ($19,091.84)

Section *5*

Facilities SubSection



SCHOOL CHOICE ENHANCEMENT PROGRAM

(SCEP)

SCHOOL CHOICE ENHANCEMENT PROGRAM (SCEP)

QUARTERLY HIGHLIGHTS

0

SCHOOLS IN IMPLEMENTATION

All 230 schools have completed the Implementation phase.

230

SCHOOLS COMPLETE

All SCEP items have been both **delivered and installed**, with a SCEP fund balance of **5% or less remaining** to be spent.








Section *5*

Facilities SubSection



PROGRAM COST & CONTROLS

AtkinsRéalis

MASTER PROGRAM SCHEDULE

The District asked AtkinsRéalis to maintain the Program Master Schedule starting this month, March 2025. The schedule has been re-baselined and the narrative is below.

PROGRAM LEVEL CONSTRAINTS & QUALIFICATIONS ON MARCH 2025 RE-BASELINE

1. Maintain an average of 6 projects per month achieving signed Certificate of Occupancy (110b).
2. June, July and December to obtain maximum of 5 signed 110b forms with the subsequent months carrying the extra 110b due to busy construction seasons when students are not on campus.
3. Maintain a maximum of 4 projects with Fire Alarm (FA) scope per month.
4. Ensure 1 year minimum between Substantial Completion (SC) date and End of Project due to 1 year AE warranty walkthrough and then final payment.
5. Time between SC and Final Completion (FC) to be increased to a minimum of 90 days for carve outs and 150 days for Primary projects to be reflective of the past average.

RESULTS OF THE ABOVE CONSTRAINTS:

1. The average number of days that a project 110b date shifted from the previous Master Schedule is 211 days or 7 months. While a few projects remained in the PMOR target month, there were over 40 projects that moved out over 300 days.
2. The last SMART project shows a projected completion of May 2028.
3. The full load of 6 projects per month runs through April 2027.

REASON FOR CONSTRAINTS:

1. The subcontractors on the Program work for multiple GCs, so they are on many projects, and they don't have the resources to be able to staff every job simultaneously.
2. It takes a disproportionate amount of effort to get from 95% complete in construction to 100% complete.
3. Scope continues to be added in the form of change orders at the end of the project causing delays of 6 to 12 months (Scope validation, design amendment for additional services, design ASI, permit ASI, GC price change order, change order review and approval, construct work, inspect work).
4. This program has 71 schools in Active status that have full fire alarm replacements. This scope is very labor intensive to test and inspect. There are a limited number of fire inspectors. The District has actively searched for more both to hire directly and through consultants.
5. There are a growing number of projects, currently 18, with active claims that are being handled by the Office of the General Counsel. When claims are filed, there are associated delays. In some cases, the Surety has been invoked.
6. Lack of/poor performance from some GCs and AEs leading to delays.

BUDGET UPDATES THIS QUARTER

Construction Award: The Board has approved the award of the construction contract and the associated funding to set the project budget before construction begins. This is necessary because the original funding for the SMART scopes that were promised to the community was not an adequate representation in 2014. The Construction Awards approved by the Board adequately represent the budget needed to complete the construction work for the project.

Change Orders: While there is a construction change order contingency of 5% of the construction contract available in the budget, there are some projects where the change orders have exceeded 5% and additional funding is needed to approve the change orders. The industry standard for Renovation projects is 7-10%.

Financial Closeout: Once the project is completed and all the purchase orders have been closed, a Capital Budget Amendment Board item is submitted to close the project and sweep any remaining dollars back into the SMART Reserve.

In the March 2025 report, there were 8 Change Order Budget Adjustments totaling $0.59 Million, 1 Architect/Engineer Amendment totaling $0.06 Million, and 4 Additional Funding Budget Adjustments for miscellaneous POs totaling $0.38 Million, and 15 Financial Closeouts totaling a credit of ($2.61 Million)

BUDGET FLAGS THIS QUARTER

SCHOOL NAME	PROJECT #	DESCRIPTION
Seagull Alternative HS	P.001951	The budget was increased by $35,000.00 as part of the Board item to approve additional funding in January 2025.
Sea Castle ES	P.001632	The budget was increased by $55,000.00 as part of the Board item to approve Change Order #2 in January 2025.
Lauderdale Manors Early Learning and Resource Center	P.001635	The budget was increased by $60,000.00 as part of the Board item to approve the Fouth Amendment to the Professional Services Agreement in January 2025.
Forest Glen MS	P.001865-HVC	The budget was increased by $150,000.00 as part of the Board item to approve additional funding in January 2025.
Winston Park ES	P.001981	The budget was decreased by $355,660.00 as part of the Capital Fund Amendment to close out the project in January 2025.
Lauderhill Paul Turner ES	P.002066	The budget was decreased by $252,703.00 as part of the Capital Fund Amendment to close out the project in January 2025.
Parkside ES	P.002082	The budget was decreased by $107,678.00 as part of the Capital Fund Amendment to close out the project in January 2025.
Lauderdale Lakes MS	P.002813	The budget was decreased by $205,480.00 as part of the Capital Fund Amendment to close out the project in January 2025.
Boulevard Heights ES	P.002065	The budget was decreased by $169,552.00 as part of the Capital Fund Amendment to close out the project in January 2025.
Castle Hill ES	P.001661	The budget was decreased by $36,059.00 as part of the Capital Fund Amendment to close out the project in January 2025.
Forest Hills ES	P.001678	The budget was decreased by $33,132.00 as part of the Capital Fund Amendment to close out the project in January 2025.
Larkdale ES	P.002073	The budget was decreased by $89,738.00 as part of the Capital Fund Amendment to close out the project in January 2025.
Harbordale ES	P.002068	The budget was increased by $9,603.00 as part of the Board item to approve Change Order #4 in February 2025.
Piper HS	P.001744	The budget was increased by $14,464.00 as part of the Board item to approve Change Order #9 in February 2025.
Coral Springs MS	P.001979	The budget was increased by $52,000.00 as part of the Board item to approve Change Order #5 in February 2025.
William E. Dandy MS	P.001900-FSP	The budget was increased by $170,400.00 as part of the Board item to approve additional funding in February 2025.

BUDGET FLAGS THIS QUARTER

SCHOOL NAME	PROJECT #	DESCRIPTION
Lloyd Estates ES	P.001824	The budget was increased by $389,975.00 as part of the Board item to approve Change Order #3 in February 2025.
Silver Trail MS	P.001406	The budget was decreased by $214,833.00 as part of the Capital Fund Amendment to close out the project in February 2025.
Davie ES	P.001899	The budget was decreased by $313,033.00 as part of the Capital Fund Amendment to close out the project in February 2025.
Mirror Lake ES	P.002011	The budget was decreased by $244,965.00 as part of the Capital Fund Amendment to close out the project in February 2025.
Piper HS	P.001744	The budget was increased by $11,515.00 as part of the Board item to approve Change Order #10 in March 2025.
Maplewood ES	P.001639	The budget was increased by $12,000.00 as part of the Board item to approve Change Order #10 in March 2025.
Seagull Alternative HS	P.001951	The budget was increased by $30,000.00 as part of the Board item to approve additional funding in March 2025.
Lloyd Estates ES	P.001824	The budget was increased by $43,381.00 as part of the Board item to approve Change Order #4 in March 2025.
Pines Lakes ES	P.002004	The budget was decreased by $105,749.00 as part of the Capital Fund Amendment to close out the project in March 2025.
Forest Hills ES	P.001926	The budget was decreased by $437,558.00 as part of the Capital Fund Amendment to close out the project in March 2025.
Pembroke Lakes ES	P.002779	The budget was decreased by $10,194.00 as part of the Capital Fund Amendment to close out the project in March 2025.
Tamarac ES	P.002049	The budget was decreased by $38,238.00 as part of the Capital Fund Amendment to close out the project in March 2025.

HARD COSTS VS. SOFT COSTS

The important distinction here is budget vs. actual.
While the project budgets were developed with approximately **30% soft line** items such as Design, Program Management, IT and Contingencies, when the project is completed, the funds that remain unspent are then **swept back to the SMART Program Reserve and that lowers the soft cost percentage.**

Soft cost examples: Architect & Engineering fees, Program Management fees, and Building & Permitting fees.

HARD COSTS VS. SOFT COSTS BREAKDOWN

School	Hard Cost (%)	Soft Cost (%)
Annabel C Perry ES - SMART Program Renovations	86%	14%
Apollo MS - SMART Program Renovations	86%	14%
Atlantic Technical College, Arthur Ashe, Jr. Campus- SMART Program Renovations	81%	19%
Atlantic West ES - Roofing Bldg 1, 3,6 - SMART Program	91%	9%
Attucks MS - Roofing Bldg 8	74%	26%
Bayview ES - GOB Renovations	84%	16%
Boyd Anderson HS - Media Center	74%	26%
Bright Horizons Center - SMART Program Renovations	88%	12%
Challenger ES - SMART Program Renovations	87%	13%
Chapel Trail ES - SMART Program Renovations	85%	15%
Charles Flanagan HS - SMART Program Renovations	84%	16%
Coconut Creek ES - SMART Program Renovations	77%	23%
Coconut Palm ES - SMART Program Renovations	84%	16%
Colbert Museum Magnet - SMART Program Renovations	86%	14%
Coral Cove ES - SMART HVAC Improvements	66%	34%
Coral Glades HS - SMART Program Renovations	87%	13%
Coral Park ES - SMART Program Renovations	71%	29%
Croissant Park ES - SMART Program Renovations	81%	19%
Cypress ES - SMART Program Renovations	86%	14%
Cypress Run EC - SMART HVAC Improvements	76%	24%
Dave Thomas Educational Center, East - SMART Program Renovations	87%	13%
Davie ES - SMART Program Renovations	83%	17%
Discovery ES - SMART HVAC Improvements	73%	27%
Dr. MLK Montessori Academy - SMART Program Renovations	80%	20%
Driftwood ES - SMART Program Renovations	90%	10%
Eagle Ridge ES - GOB Renovations	86%	14%
Endeavour Primary Learning Center - SMART Program Renovations	87%	13%
Everglades ES - SMART Program Renovations	82%	18%
Everglades HS - SMART Program Renovations	85%	15%
Fairway ES - SMART Program Renovations	83%	17%

Percentages subject to change after warranty period is complete

HARD COSTS VS. SOFT COSTS

HARD COSTS VS. SOFT COSTS BREAKDOWN (cont.)

School	Hard Cost (%)	Soft Cost (%)
Floranada ES - SMART Program Renovations	85%	15%
Forest Hills ES - HVAC Upgrade/Rplcmnt	91%	9%
Forest Hills ES - SMART Program Renovations	86%	14%
Fort Lauderdale HS - SMART Program Renovations	83%	17%
Fox Trail ES -SMART Program Renovations	82%	18%
Gator Run ES - SMART Program Renovations	80%	20%
Gulfstream Academy of Hallandale Beach K-8 (North)	82%	18%
Gulfstream Academy of Hallandale Beach K-8 (South) - SMART Program Renovations	81%	19%
Gulfstream Early Learning Center - SMART Program Renovations	85%	15%
Harbordale ES - SMART Program Renovations	85%	15%
Henry D. Perry Education Center - SMART Program Renovations	81%	19%
Heron Heights ES - SMART Program Renovations	74%	26%
Hollywood Central ES - SMART Program Renovations	88%	12%
Hollywood Hills HS - SMART Program Renovations	88%	12%
Hollywood Park ES - SMART GOB Renovations	79%	21%
Indian Ridge MS - GOB Renovations	79%	21%
J.P. Taravella HS - ADA Restrooms	72%	28%
James S. Rickards MS - SMART Program Renovations	78%	22%
Lake Forest ES - SMART Program Renovations	76%	24%
Lakeside ES - SMART Program Renovations	83%	17%
Larkdale ES - SMART Program Renovations	84%	16%
Lauderhill Paul Turner ES - SMART Program Renovations	81%	19%
Liberty ES - SMART Program Renovations	79%	21%
Manatee Bay ES - SMART Program Renovations	83%	17%
Margate ES - Building Renovations	71%	29%
Margate ES - Classroom Addition SMART Program	96%	4%
McArthur HS - Roofing Bldg 12, 13, 16-18, 21, 24-26 - SMART Program	95%	5%
McNab ES - SMART Program Renovations	86%	14%
McNicol MS - SMART Program Renovations	80%	20%
Meadowbrook ES - SMART Program Renovations	71%	29%

Soft cost examples: Architect & Engineering fees, Program Management fees, and Building & Permitting fees.

Percentages subject to change after warranty period is complete

HARD COSTS VS. SOFT COSTS

HARD COSTS VS. SOFT COSTS BREAKDOWN (cont.)

School	Hard Cost (%)	Soft Cost (%)
Miramar ES - SMART Program Renovations	82%	18%
Mirror Lake ES - SMART Program Renovations	83%	17%
Morrow ES - SMART Program Renovations	75%	25%
Norcrest ES - SMART Program Renovations	84%	16%
North Andrews Gardens ES - SMART Program Renovations	88%	12%
Palm Cove ES - SMART Program Renovations	81%	19%
Panther Run ES - SMART Program Renovations	85%	15%
Park Lakes ES - SMART Program Renovations	74%	26%
Parkside ES - SMART Program Renovations	85%	15%
Parkway MS - SMART Program Renovations	72%	28%
Pine Ridge EC - SMART HVAC Improvements	85%	15%
Pines Lakes ES - SMART Program Renovations	80%	20%
Pines MS - SMART Program Renovations	86%	14%
Pinewood ES - SMART Program Renovations	80%	20%
Pioneer MS - GOB Renovations	81%	19%
Plantation ES - SMART HVAC Improvements	77%	23%
Pompano Beach ES - GOB Renovations	80%	20%
Ramblewood ES - SMART Program Renovations	84%	16%
Rock Island ES - SMART Program Renovations	80%	20%
Silver Lakes ES - SMART Program Renovations	82%	18%
Silver Palms ES - SMART Program Renovations	84%	16%
Silver Ridge ES - SMART Program Renovations	84%	16%
Silver Shores ES - SMART Program Renovations	82%	18%
Silver Trail MS - GOB Renovations	80%	20%
South Plantation HS - SMART 10 Modular Classrooms	94%	6%
South Plantation HS - SMART Program Renovations	87%	13%
Sunland Park Academy - SMART Program Renovations	87%	13%

Soft cost examples: Architect & Engineering fees, Program Management fees, and Building & Permitting fees.

HARD COSTS VS. SOFT COSTS

HARD COSTS VS. SOFT COSTS BREAKDOWN (cont.)

School	Hard Cost (%)	Soft Cost (%)
Sunrise MS - SMART Program Renovations	85%	15%
Sunset Lakes ES - SMART Program Renovations	86%	14%
Tamarac ES - SMART Program Renovations	69%	31%
Thurgood Marshall ES - SMART Program Renovations	84%	16%
Tradewinds ES - SMART Program Renovations	85%	15%
Watkins ES - SMART Program Renovations	86%	14%
West Broward HS - SMART HVAC Improvements	50%	50%
Westwood Heights ES - SMART Program Renovations	83%	17%
William T. McFatter Technical Center, Broward Fire Academy - SMART Program Renovations	89%	11%
Winston Park ES - SMART Program Renovations	76%	24%

Soft cost examples: Architect & Engineering fees, Program Management fees, and Building & Permitting fees.

HOLD VENDORS ACCOUNTABLE

Credits that have been received from vendors for delays in design and construction.

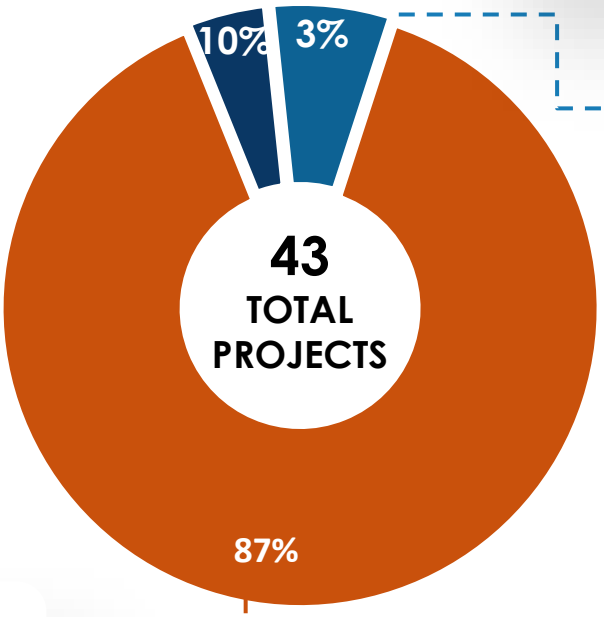

2 PROJECTS
Contractor Delays

1 PROJECT
Both Design and Contractor Delays

40 PROJECTS
Delays in Design phase

	# of Projects	Value	Percentage
Design Delays	40	$785,500	87%
Contractor Delays	2	$89,310	10%
Both Design and Contactor Delays	1	$27,650	3%
Totals	**43**	**$902,460**	**100%**

RISK ASSESSMENT

AtkinsRéalis

ISSUED APRIL 30, 2025

Included below is the latest **SMART Program Risk Assessment** provided to the District by AtkinsRealis. It is reported on a quarterly basis, with a focus on **potential risk to the program's budget and projected costs.** An updated risk report will be distributed once released.

ATKINSREALIS Risk Assessment

Sonja Coley; Executive Director, Capital Programs (Task Assigned)
Office of Capital Programs; Broward County Public Schools
600 Southeast 3rd Avenue; Fort Lauderdale, FL 33301

Re: **SMART Program Risk Assessment / Market Conditions: March 2025 Update**

Dear Ms. Coley,

The March 2025 Risk Assessment has decreased slightly from the December 2024 update. The summary is as follows:

Date of Submittal	Risk Analysis Result Range (Percentage Increase / $ increase in Millions)		
	Mid-Point Risk Result	70% Risk Result	High End Risk Result
Jan 2017	22% / $200	26% / $245	49% / $439
Dec 2018	46% / $415	48% / $433	58% / $528
Jan 2020	47% / $425	49% / $436	56% / $507
Jan 2021	55% / $497	56% / $508	64% / $575
Dec 2021	64% / $582	65% / $586	67% / $603
Mar 2022	77% / $655	77% / $658	79% / $676
Sep 2022	81% / $689	81% / $692	83% / $706
Mar 2023	84% / $713	84% / $716	84% / $727
Jun 2023	85% / $725	85% / $727	86% / $736
Sep 2023	84% / $718	84% / $721	86% / $733
Dec 2023	84% / $720	85% / $724	86% / $738
Mar 2024	85% / $726	86% / $730	87% / $741
Jun 2024	85% / $726	85% / $730	87% / $741
Sep 2024	85% / $723	85% / $727	86% / $738
Dec 2024	84% / $720	85% / $722	86% / $733
Mar 2025	84% / $720	85% / $722	86% / $732

Figure 1 - Risk Analysis Results Comparison

NOTE: The risk results include **$84.7M** of scope that has been added to the SMART Program as described in more detail on Page 3.

March 2025 Risk Assessment Discussion

This quarter the risk result reduced slightly because there was approximately $100 M worth of work that moved into the completion phase. Projects in the completion phase no longer carry any additional risks. Though the SMART Program Schedule included schedule delays in project bidding and award as well as project completions, the majority of the remaining risk is related to unforeseen scope changes and poor contractor performance, as over $1B in construction contracts are already underway and the project budgets are set. There is still some risk related to contractors that are not able to perform the scope in their contracts, thereby causing the District to have to re-bid the work in the current market with inflated costs.

RISK ASSESSMENT

ISSUED APRIL 30, 2025

AtkinsRéalis

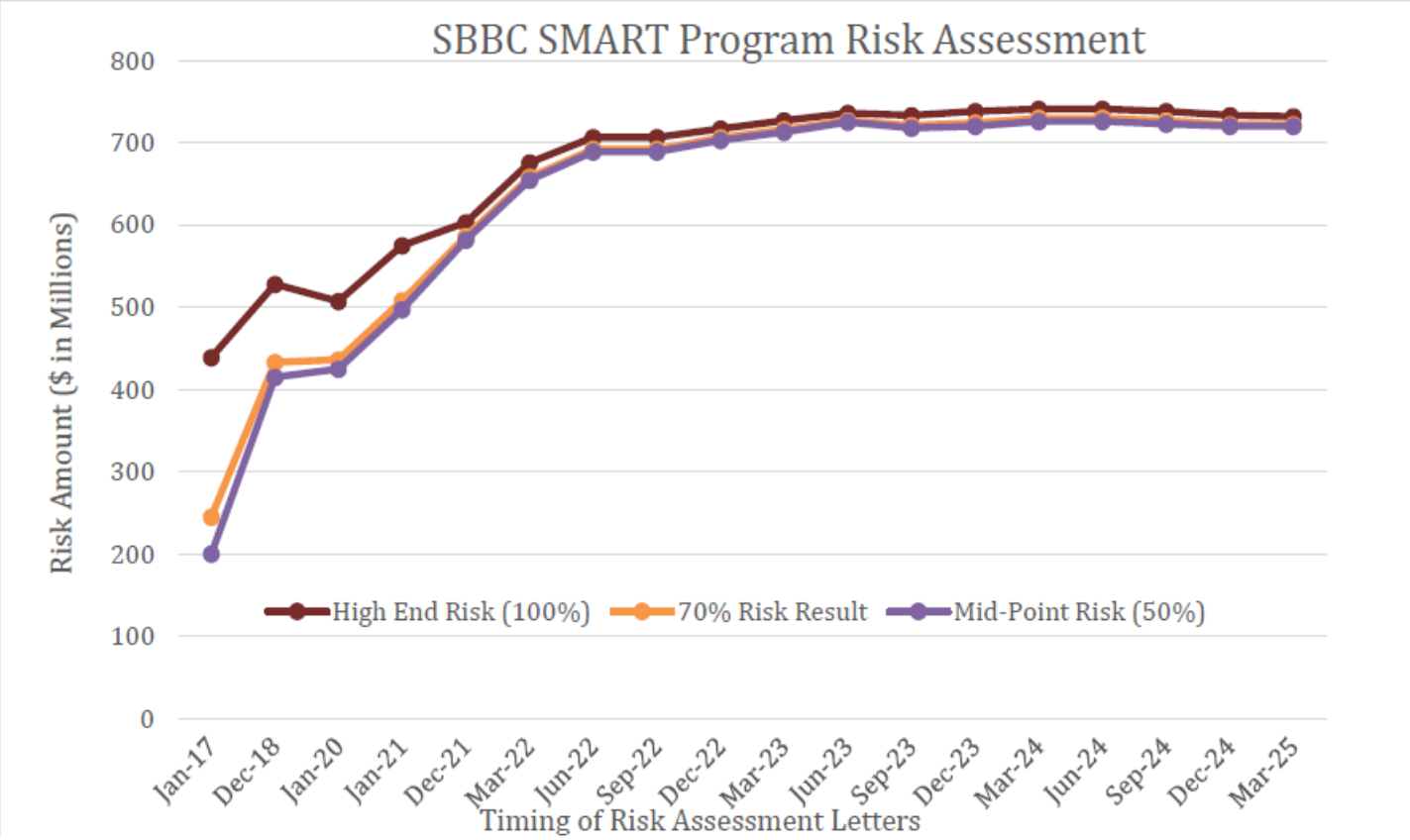

Figure 2 Range of Potential Risk Outcomes Over Time

The AtkinsRéalis "Running Construction Budget" (RCB) (Attachment A) is an evaluation of Program costs that includes current contracted amounts for the work under contract plus current cost estimates for work to be procured. The total of this Program cost evaluation is shown on page 6 of 6 of the RCB, with a **"Projected SMART Reserves (Total Projected Budget - 2017 DEFP)"** = **$725.5M**. With high confidence in the RCB remaining estimates (based on past estimates being within 2% of project bids/negotiated amounts), the risk evaluation was aligned with the Running Construction Budget. To do this alignment, a 5% change order allowance that is included in the active projects' construction costs in the RCB (amounting to approximately $33 million) was removed from the RCB total ($661 million - $33 million) to arrive at a risk assessment base increase of $628 M without any allowance for change orders. There are currently completed projects that total approximately $588M in construction costs for which no additional risks have been applied.

RISK ASSESSMENT

AtkinsRéalis

ISSUED APRIL 30, 2025

The risk assessment then applied the following remaining risks:

- A risk that future project bids could vary from the estimates by up to 5%
- A risk that change orders for the Program would likely finish with a percentage of
- construction of 1% to 3.5%, with 2.5% most likely (to date is approximately 1.7%)
- A risk of additional construction inflation to the midpoint of planned remaining procurement
- (~ 6 months to August 2025), with an annual inflation increase basis from 5% to 8% with a most likely increase of 6%. This inflation risk remains high, and the planned remaining procurement has continued to be extended in each monthly schedule update.
- A risk of cost increases due to descoping of work from contractors to be bid out through the Construction Services Minor Project (CSMP) delivery method or termination of contractors due to their inability or unwillingness to perform work. The risk is applied to all active awarded contracts with an increase basis from 2% to 4% with a most likely increase of 3%. This represents a most likely addition of approx. $24 M addition to the SMART program costs.

Further observations are the following:

- The contracted results to-date have resulted in a 81.2% increase from initial DEFP funding (see Attachment B, "SMART PROJECTS: AWARDED TO DATE PROJECT BUDGET STATUS", page 7 of 7). Based on the estimates of projects remaining, the forecasted percentage increase is higher to include the increases in the market impacting the cost to deliver the work.
- There have been delays in the bidding and award phases leading to increased construction costs.
    - There have been significant costs on some projects where the contractor has been unable to perform scope and the District has had to contract again at a higher price due to inflation.

Other Risk Assessment Discussion

This risk assessment is based on all projects being awarded by September 2025 and almost all projects achieving substantial completion by October 2026. In this risk assessment, approximately 99% of the program (by baseline cost) has been contracted and 1% remains to be contracted. The other actual cost factors that have had the greatest influence on the higher end risk results are:

- Actual roofing costs are well above the initial established budgets, and this largest Program risk has been based on bid data and roofing evaluations;
- Cumulative impact of higher inflation than budgeted from 2014 to 2025. Inflation is projected to the midpoint of the revised schedule for inflation calculations;
- Scope unquantified or ancillary scope in the Adopted District Educational Facilities Plan (ADEFP) that has been identified during design development (for example: added ductwork and electrical upgrades on HVAC Improvements);
- Current actual prices/estimates for classroom addition buildings at school sites have increased above original budgets;

RISK ASSESSMENT

AtkinsRéalis

ISSUED APRIL 30, 2025

- Material supply chain issues are causing delays and increased pricing, for example, electrical switchgear and main distribution panels, as well as HVAC equipment.

Current Market Discussion and Market Conditions Driving Construction Inflation

The South Florida construction market has flattened over the last quarter, as shown in Figure 4. However, this has not reduced the risk in the model because of other factors such as uncertainty in the market(possible tariffs, material price increases, etc). The national construction market has shown increases in materials and labor costs that are driving up inflation, giving concern, which is included in this risk model for potential impact to costs at Broward Schools.

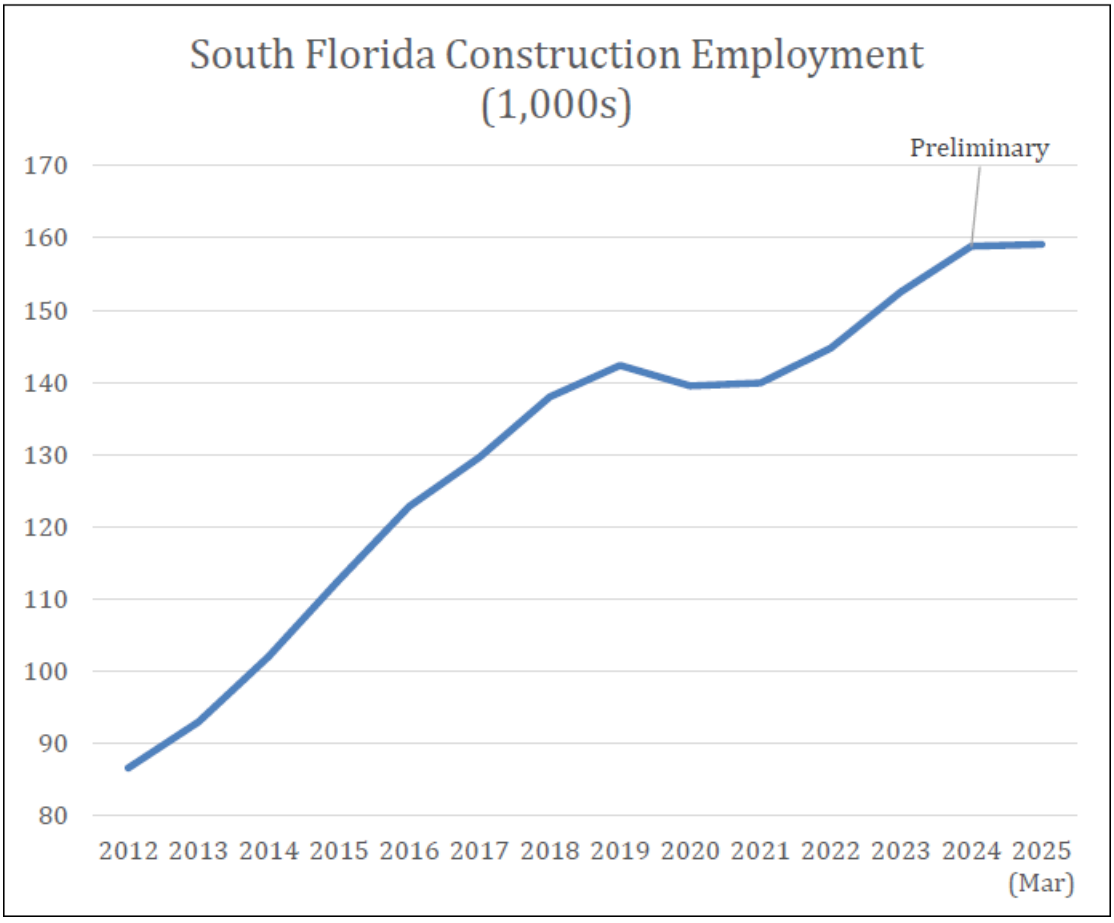

RISK ASSESSMENT

AtkinsRéalis

ISSUED APRIL 30, 2025

Other indicators related to the market conditions are as follows:

Volume of Construction in the U.S.: Volume of construction has increased substantially over the last ten years. Figure 5 demonstrates this volume, showing a continued increase into 2025. This trend is a key indicator of construction inflation in the future. History has shown that construction cost trends closely follow this volume of construction and should the construction volume increase in South Florida it is expected that construction costs would have a related increase.

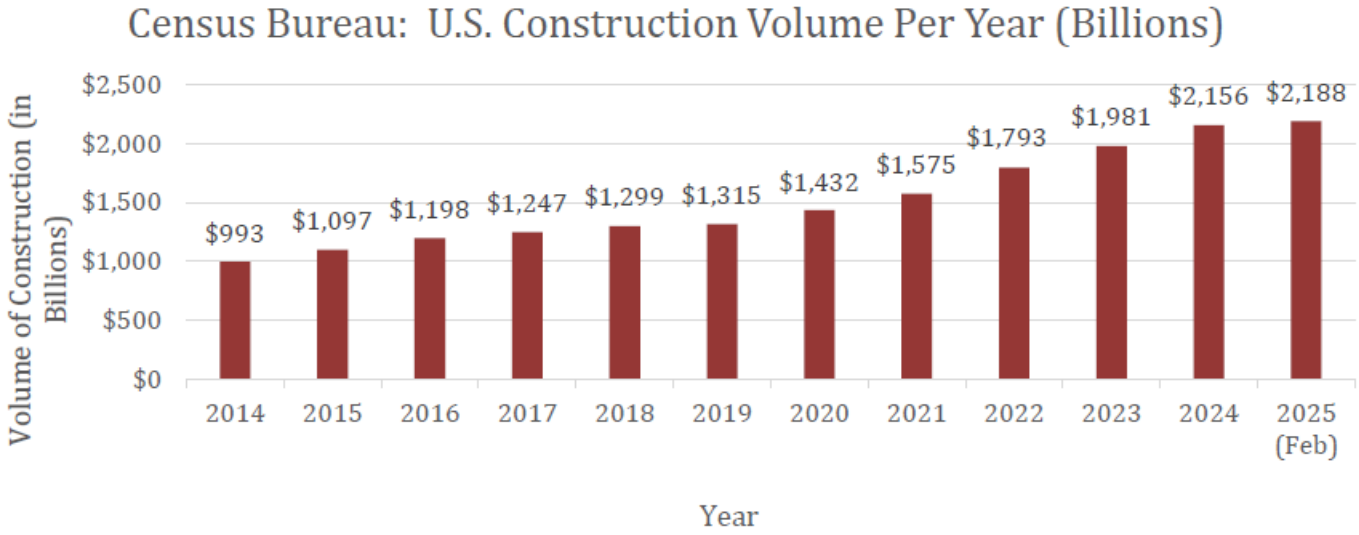

RISK ASSESSMENT

AtkinsRéalis

ISSUED APRIL 30, 2025

Cost Index Results: The Turner Construction Cost Index has been shown to be reasonably accurate in predicting actual building construction cost trends. The cost escalation rate is slightly anticipated to increase from 2024 and is expected to be in the 5% to 8% range on an annualized basis, and this is in line with the inflation percentage that is being used in this risk model.

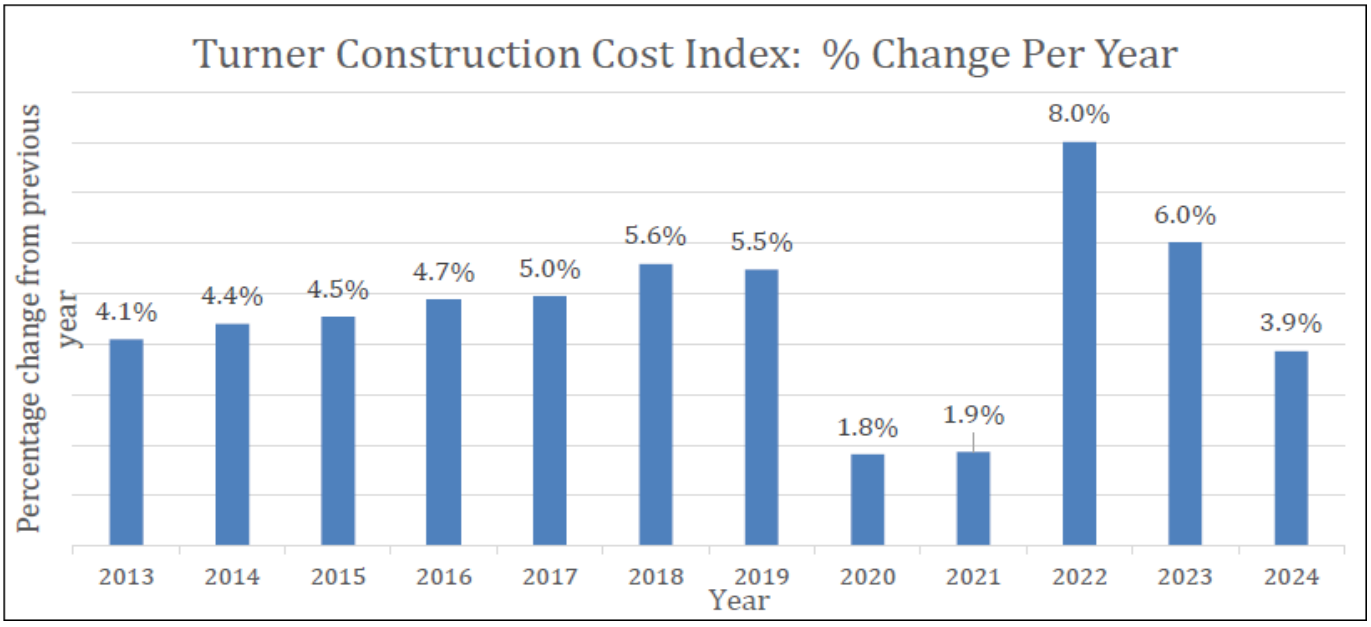

Figure 6 - Turner Construction Cost Index: base source: turnerconstruction.com

Conclusion

The SMART Program currently has $738.8 million in additional capital (SMART) funds dedicated by the Board related to the potential increases in construction costs to meet the intended scope of the Program. The 70% point of the risk assessment is currently in the range of $722 million, which indicates a surplus from the approved SMART budget of $16.8 million at the end of the Program.

The high-end risk result is in line with the Running Construction Budget (RCB) for the Program, where contracted amounts for projects plus current estimates for non-contracted projects are combined to forecast a final Program cost.

As the program continues, any scope added beyond the ADEFP plan will further impact the risk, as will any further changes in schedule or market conditions.

UNDERSTANDING THE SIX-PHASE PROCESS

To ensure projects are completed with the utmost efficiency and integrity, each project goes through a six-phase process.

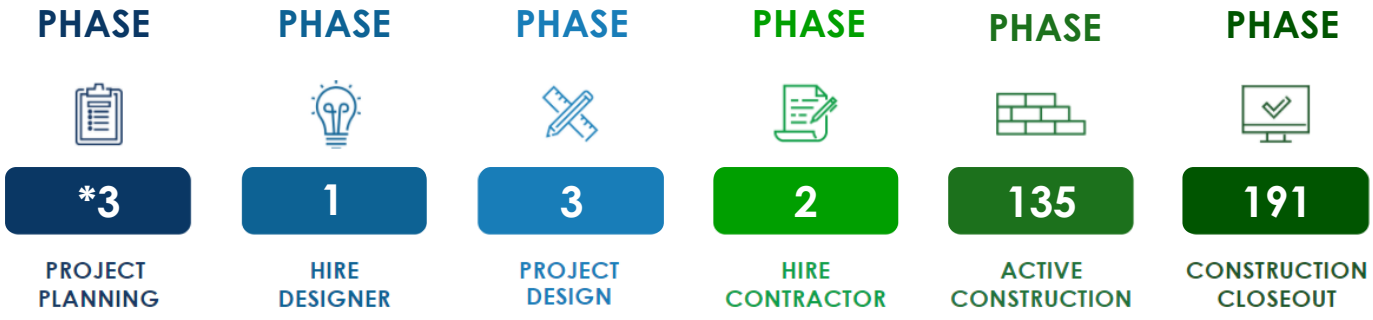

PROJECT PLANNING

*3

PROJECT PLANNING

The Project Planning phase (Phase 1) is the initiation phase of a project. During this phase, the scope of work is assembled, and a delivery method is chosen based on the complexity and size of the scope of work. The selected delivery method can be a traditional Design/Bid/Build method, a Construction Management at Risk method, or the use of task order contracts that are currently in place between the District, Professional Service Firms, and Contractors.

Projects are on hold. Preliminary planning will initiate once further decisions are made.	
Bennett ES	$ 1,269,521.00
Broward Estates ES	$ 6,752,168.00
North Fork ES SMART Program Renovation	$ 1,933,000.00

HIRE DESIGNER

1

HIRE DESIGNER

The Hire Designer phase (Phase 2) represents the various steps involved in hiring a professional Design team. It begins with the advertising for Requests for Qualifications (RFQ) from design firms, then goes through the selection process with the Qualification Evaluation Selection Committee (QSEC) and ends with the issuance of an Authorization to Proceed (ATP) for the design work.

UNDERSTANDING THE SIX-PHASE PROCESS



DESIGN

The Design phase (Phase 3) starts after the ATP has been issued. The selected design firm begins by holding a kickoff meeting with the Owner Representative and school administration in order to perform a more detailed scope validation, then moves into the development of drawings and plans needed to hire a contractor and begin the implementation of work.

THE DESIGN PROCESS EXPLAINED

0-20%

Defining and validating general scope of the project

20-50%

Beginning to develop construction documents

50-70%

Incorporating details and specifications into construction documents

70-90%

Construction documents are nearing completion for permitting

90-95%

Construction documents undergo internal review process

95-100%

Drawings are reviewed by the Building Department for permitting.

Once a Letter of Recommendation (LOR) is received, the phase is complete.

UNDERSTANDING THE SIX-PHASE PROCESS



2

HIRE CONTRACTOR

HIRE CONTRACTOR

The Hire Contractor phase (Phase 4) begins by hiring a contractor or vendor and ends with the issuance of a Notice To Proceed (NTP). This process can be completed in various forms and delivery methods, including Invitations To Bid (ITB), Construction Management at Risk (CMAR), or leveraging approved continuing services contracts.

THE HIRE CONTRACTOR PROCESS EXPLAINED

0-30%

Advertisement of the Invitation to Bid / CM assembling design documents

30-50%

Bids received and reviewed / CM collecting subcontractor bids

50-80%

Bid negotiations held / CM submits GMP proposal

80-100%

Award and execution of the contracts / execution of contract amendment



135

ACTIVE CONSTRUCTION

CONSTRUCTION

The Construction phase (Phase 5) begins after the NTP that authorizes the contractor/vendor to start working has been issued. The process includes all aspects required to execute approved scope of work through substantial completion.

UNDERSTANDING THE SIX-PHASE PROCESS



191

CONSTRUCTION CLOSEOUT

CONSTRUCTION CLOSEOUT

The Construction Closeout phase takes place between substantial and final completion, which includes verification that the scope is completed according to approved specifications, final submittals of documents, and in closing out the vendor contract.

There are multiple steps within the Construction Closeout phase. Included below is a breakdown of these steps.

THE CONSTRUCTION CLOSEOUT PROCESS EXPLAINED

0-80%
Substantial Completion

Obtained with the certificate of occupancy, following closeout of construction

80-100%
Final Completion

Accomplished when all punchlist items have been reviewed by the designer and approved by the inspector

100%
Board Approval

The SBBC approves Final Change Order, Final Acceptance & Final Release of Retainage. This step represents the official completion of the project.

Apollo Middle School

Address 6800 ARTHUR STREET, HOLLYWOOD 33024
Board District: 1
ADEFP Budget: $7,410,963

Location Num: 1791
Board Member: Maura McCarthy Bulman
Total Facilities Budget (Sum of Projects): $12,232,777

PRIMARY RENOVATIONS P.002110-RC1 Apollo MS - SMART Roof Carve Out

CURRENT PHASE

7-Final Completion

RISK LEVEL

No Risk

PROJECT UPDATE

The current reporting period will remain unchanged. PCO-7 for unforeseen conditions is in GC court to revise the wording on the1250b form. The PMOR commented that the kitchen supply and exhaust fans were added to the GC scope not an unforeseen condition. The PMOR did not submit what the wording should be.

An email was sent to the general contractor to address the comments from the PM. The description of change order and the reason for change order (PCO 7 & PCO 8) were not clearly expressed. The request for response does not have a deadline date this reporting period.

Certificate of Final Inspection (209) was approved by the Building Department on March 11, 2024,
Certificate of Occupancy (form 110B) was approved on January 12, 2024.

PROJECT SCOPE

This Roof Carve-out project consists of the removal and replacement of existing roofs in the buildings #1, 3, 4, 6, 7, and related roof top mechanical equipment.

GC Engineer: Alvaro Mejia, PE # 69771

BUDGET

	Current Budget	Actuals	Remaining Budget
Construction	$3,784,960	$3,514,145	$270,815
Contingency	$275,040	$0	$275,040
Project Total:	**$4,060,000**	**$3,514,145**	**$545,855**

FLAG:



Atlantic Technical College & Technical High School

Address 4700 COCONUT CREEK PARKWAY, COCONUT CREEK 33063
Location Num: 2221
Board District: 7
Board Member: Nora Rupert
ADEFP Budget: $10,340,400
Total Facilities Budget (Sum of Projects): $26,649,240

PRIMARY RENOVATIONS P.000415 Atlantic Technical College & HS - Smart Program Renovations

CURRENT PHASE

5B-Construction

RISK LEVEL

PROJECT UPDATE

Installing electrical panels in Buildings 10 and 12.
Installing chilled water lines adjacent to Building 3, 8 and 10
Installing AHUs for Buildings 10 and 12 along with variable frequency drives, chilled water lines, ductwork, VAVs and controls.
Painting Buildings 8, 12, 14 and 24.
Installing condensing units at Building 18.
Installing temporary roof at Building 3.

PROJECT SCOPE

Building Envelope Improvements- Re-roofing at Buildings 13 and Walkways
Building Envelope Improvements- Exterior Painting at Buildings 1,2,3,4,5,6,7,8,10,11,12,13,14,15,16,17,18,19,20,22,& 23
Building Envelope Improvements- Door Hardware at Buildings 1,2,5 &7.
Fire Sprinklers at Buildings 3,4,8,13,14,15, and 17.
HVAC Improvements with Component replacement chiller and cooling towers at Buildings 4 & 20.
HVAC Improvements with Component replacement at Buildings 1,2,3,4,6,7,8,10,11,12,13,14,15,17,18,19,20, & 24
Media Center Improvements at Building 5.

BUDGET

	Current Budget	Actuals	Remaining Budget
Pre Construction	$861,417	$807,105	$54,312
Construction	$20,865,677	$10,460,118	$10,405,559
Contingency	$772,146	$0	$772,146
Project Total:	**$22,499,240**	**$11,267,223**	**$11,232,017**

FLAG:

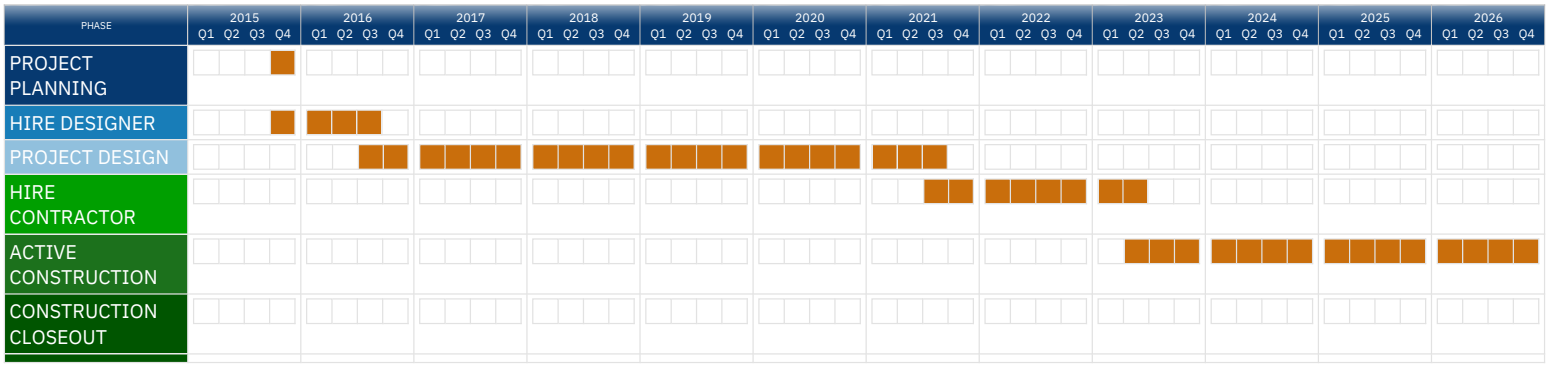

AECOM ATKINS

BROWARD County Public Schools

Atlantic Technical College & Technical High School

Address 4700 COCONUT CREEK PARKWAY, COCONUT CREEK 33063
Board District: 7
ADEFP Budget: $10,340,400
Location Num: 2221
Board Member: Nora Rupert
Total Facilities Budget (Sum of Projects): $26,649,240

PRIMARY RENOVATIONS P.000415-RC1 Atlantic Technical College & HS- Smart Re-Roofing

CURRENT PHASE

5B-Construction

RISK LEVEL

PROJECT UPDATE

Roofing construction has been completed on all buildings except for Building 13. Due to the condition of the joists in Bldg 13, a structural assessment was conducted. The structural AE completed their assessment report and has provided recommendations for the needed structural repairs. The contractor secured a shoring contractor to shore up Bldg 13 prior to the reroofing. A Shoring Plan was submitted to the Building Dept. for review/approval on 3/28/25. Final inspections for all other buildings have been completed except for Building 13. In addition, a design has been prepared for the replacement of the former canopy that collapsed between Bldgs 10 & 19. The R02 version of the design was submitted to the Building Dept. for review on 2/5/25. The design was returned by the Building Dept. as Revise & Resubmit on 2/19/24. The R03 design was submitted to the Building Dept. on 3/13/25.

PROJECT SCOPE

This Roof Carve-out project consists of the removal and replacement of the existing roof on the buildings # 1-2-5-6-7-9-10-11-12-13-14-16-17-18-20-22-23, and the related roof top mechanical equipment.

GC Engineer: Omar Khan, PE # 75524

BUDGET

	Current Budget	Actuals	Remaining Budget
Pre Construction	$122,600	$31,300	$91,300
Construction	$4,022,500	$2,992,941	$1,029,559
Contingency	$4,900	$0	$4,900
Project Total:	**$4,150,000**	**$3,024,241**	**$1,125,759**

FLAG:



AECOM ATKINS

BROWARD County Public Schools

Atlantic Technical College Arthur Ashe Jr. Campus

Address 1701 NW 23 AVENUE, FORT LAUDERDALE 33311
Board District: 5
ADEFP Budget: $3,420,267

Location Num: 4702
Board Member: Dr. Jeff Holness
Total Facilities Budget (Sum of Projects): $3,172,267

PRIMARY RENOVATIONS P.001959 Atlantic Technical College, Arthur Ashe, Jr. Campus- SMART Program Renovations

CURRENT PHASE

7-Final Completion

RISK LEVEL

No Risk

PROJECT UPDATE

No changes this reporting period. The warranty was completed by the A/E and a CLPO was asked to be created to closeout this PO.

The 110B was executed on 8/1/2023.
The certificate of final inspection OEF 209 was signed by the building department on 6/21/2024.

PROJECT SCOPE

Lightning Protection: Buildings 1 & 2
Paint Roof Access Ladder: Building 1
Reroofing: Buildings 1 & 2
Completed Change Order Work - Removed and installed 2 rooftop condensing units and 1 DX unit.

BUDGET

	Current Budget	Actuals	Remaining Budget
Pre Construction	$288,222	$283,518	$4,704
Construction	$2,815,800	$2,815,800	$0
Contingency	$68,245	$0	$68,245
Project Total:	**$3,172,267**	**$3,099,318**	**$72,949**

FLAG:

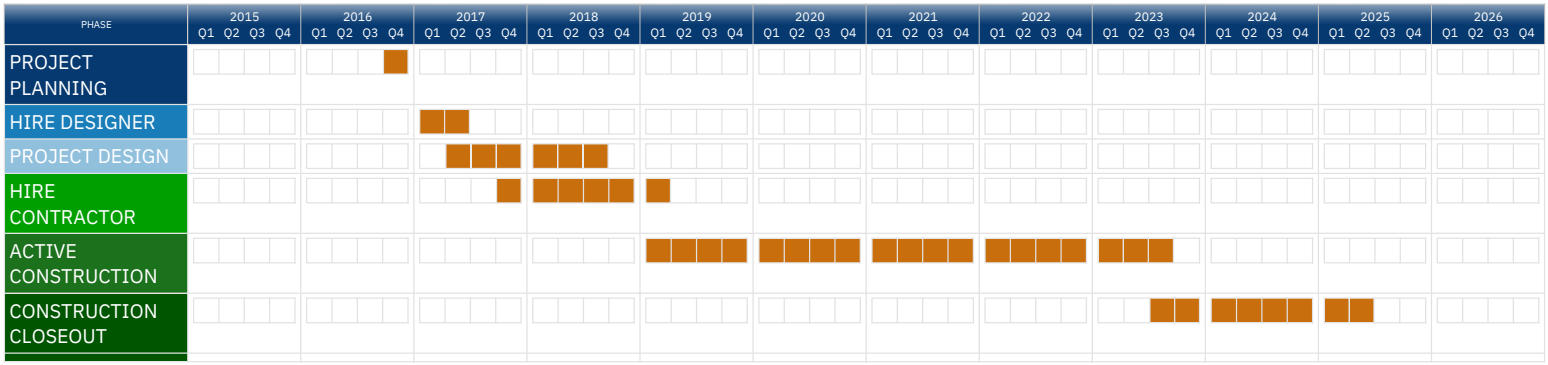

Atlantic West Elementary School

Address 301 NW 69 TERRACE, MARGATE 33063
Board District: 7
ADEFP Budget: $6,555,832

Location Num: 2511
Board Member: Nora Rupert
Total Facilities Budget (Sum of Projects): $7,754,711

PRIMARY RENOVATIONS P.001796 Atlantic West ES - SMART Program Renovations

CURRENT PHASE

8-Financial Closeout

RISK LEVEL

No Risk

PROJECT UPDATE

This reporting period will not change. Per district counsel who confirmed that the A/E has outstanding claims on this project. Considering this outstanding request, it was suggested that no funds be removed from or closeout the PO.

The A/E has a balance on their PO. An email was sent to district counsel to know if a CLPO can be created or does it need to stay open pending a future legal settlement. Pending the response from counsel to change this phase.

This project was carved out successfully an moving ahead. There is nothing in this project left in the scope to do.

This phase will change due to the A/E partial financial settlement agreement.

After the SBBC approved the Partial Agreement Settlement the Project Manager worked with Atkins and the A/E in September to process invoice through e-Builder and get payment to the A/E.
Project Manager made requested comment to A/E principal that any existing Design Change Orders (DCO) would be voided and should the A/E chose to submit a DCO, they should proceed to do so through e-Builder PCO process.
AECOM continues to advance the CSMP carve out work to achieve the GOB project work scope.

PROJECT SCOPE

ADA Restrooms renovation Bldg. 1 at Rooms 155 & 156 and Media Center acoustical wall enclosure with P.001796-ADA
HVAC at Buildings 1,2 & 3 with P.001796-HVC
Fire Sprinkler Protection at Building 1 and water tap with P.001796-FSP
Re-roofing at Buildings 1,3,& 6 with P.002810

BUDGET

	Current Budget	Actuals	Remaining Budget
Pre Construction	$290,058	$277,104	$12,954
Construction	$434,842	$388,232	$46,610
Project Total:	**$724,900**	**$665,336**	**$59,564**

FLAG:

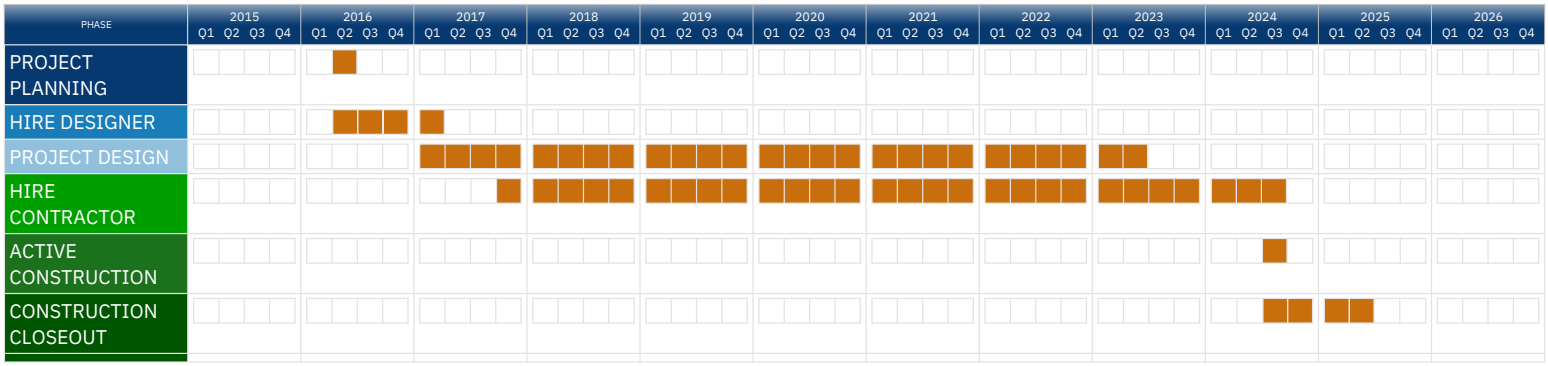

AECOM ATKINS

BROWARD County Public Schools

Atlantic West Elementary School

Address 301 NW 69 TERRACE, MARGATE 33063
Board District: 7
ADEFP Budget: $6,555,832

Location Num: 2511
Board Member: Nora Rupert
Total Facilities Budget (Sum of Projects): $7,754,711

PRIMARY RENOVATIONS P.001796-ADA Atlantic West ES - SMART ADA Restrooms

CURRENT PHASE

4-Bid & Award

RISK LEVEL

PROJECT UPDATE

The Project received LOR and 800A was sent out to obtain a GC to complete the work.

PROJECT SCOPE

ADA Restrooms renovation Bldg 1 at Rooms 155 & 156 and Media Center Walls.

BUDGET

	Current Budget	Actuals	Remaining Budget
Pre Construction	$9,504	$0	$9,504
Construction	$210,496	$0	$210,496
Contingency	$15,000	$0	$15,000
Project Total:	**$235,000**	**$0**	**$235,000**

FLAG:



PRIMARY RENOVATIONS P.001796-FSP Atlantic West ES - SMART Fire Sprinklers

CURRENT PHASE

5B-Construction

RISK LEVEL

PROJECT UPDATE

BLD 1 interior rough overhead fire sprinkler installation is currently 98% complete, required corrections on-going and in progress. Fire Re-inspectors are on-going and in progress. Pending Building Final Inspections
GC finally returned to project March 18 / 2025. A slow methodical approach with mostly 1 guy, no sense of urgency to complete, Saturday and Sundays included.

PROJECT SCOPE

Fire Sprinklers BLD 1 and ROW water tap

BUDGET

	Current Budget	Actuals	Remaining Budget
Pre Construction	$2,022	$1,192	$830
Construction	$760,478	$736,150	$24,328
Contingency	$2,500	$0	$2,500
Project Total:	**$765,000**	**$737,342**	**$27,658**

FLAG:



Atlantic West Elementary School

Address 301 NW 69 TERRACE, MARGATE 33063
Board District: 7
ADEFP Budget: $6,555,832

Location Num: 2511
Board Member: Nora Rupert
Total Facilities Budget (Sum of Projects): $7,754,711

PRIMARY RENOVATIONS P.001796-HVC Atlantic West ES - SMART HVAC

CURRENT PHASE

5A-Construction

RISK LEVEL

PROJECT UPDATE

PM received 800B, Proposal and schedule, which was reviewed by the Atkins, A/,E and AECOM team and was found reasonable. The team proceeded with an LOI and then an NTP.

PROJECT SCOPE

HVAC Improvements in buildings 1, 2, (3 with Preconstruction Test & Balance) & 6

BUDGET

	Current Budget	Actuals	Remaining Budget
Pre Construction	$35,880	$16,162	$19,718
Construction	$899,720	$0	$899,720
Contingency	$50,000	$0	$50,000
Project Total:	**$985,600**	**$16,162**	**$969,438**

FLAG:



PRIMARY RENOVATIONS P.002810 Atlantic West ES - Roofing Bldg 1, 3,6 - SMART Program

CURRENT PHASE

7-Final Completion

RISK LEVEL

No Risk

PROJECT UPDATE

-All roofing construction work has been completed and finaled.
-3/3/25: PCP-1 and the 110b were approved by the Building Dept.
-3/5/25: The 110b was signed by the Superintendent.
-3/11/25: The 209 was submitted to the Building Dept.
-3/13/25: The 209 was signed by the Building Official.

PROJECT SCOPE

Roofing carve-out - Bldgs. 1, 3 & 6 and their associated roof top mechanical equipment

BUDGET

	Current Budget	Actuals	Remaining Budget
Pre Construction	$5,000	$0	$5,000
Construction	$4,989,889	$4,952,277	$37,612
Contingency	$49,322	$0	$49,322
Project Total:	**$5,044,211**	**$4,952,277**	**$91,934**

FLAG:



Attucks Middle School

Address 3500 N 22 AVENUE, HOLLYWOOD 33020
Board District: 1
ADEFP Budget: $6,031,240

Location Num: 0343
Board Member: Maura McCarthy Bulman
Total Facilities Budget (Sum of Projects): $4,394,819

PRIMARY RENOVATIONS P.001686 Attucks MS - SMART Program Renovations

CURRENT PHASE

5B-Construction

RISK LEVEL

PROJECT UPDATE

Installation of the new fire alarm system continued throughout March. Ninety eight percent of the new devices are now installed. Wiring from the local terminal cabinets to the main panel is underway along with installation of the multiple voice control panels in the large gathering areas. Fire alarm devices added through plan changes are pending delivery.

PROJECT SCOPE

Campus-Wide Fire Alarm Replacement, Fire Sprinkler Installation in Bldg. 1 & 2, HVAC Improvements inclusive of AHUs and Chillers in Bldgs. 1 & 2, Electrical Improvements inclusive of panels, transformers, and selective lighting in Bldgs. 1 & 2.

BUDGET

	Current Budget	Actuals	Remaining Budget
Pre Construction	$371,850	$345,937	$25,913
Construction	$3,955,514	$3,482,801	$472,713
Contingency	$67,455	$0	$67,455
Project Total:	**$4,394,819**	**$3,828,738**	**$566,081**

FLAG: SCHEDULE, Reason: Contractor Delay

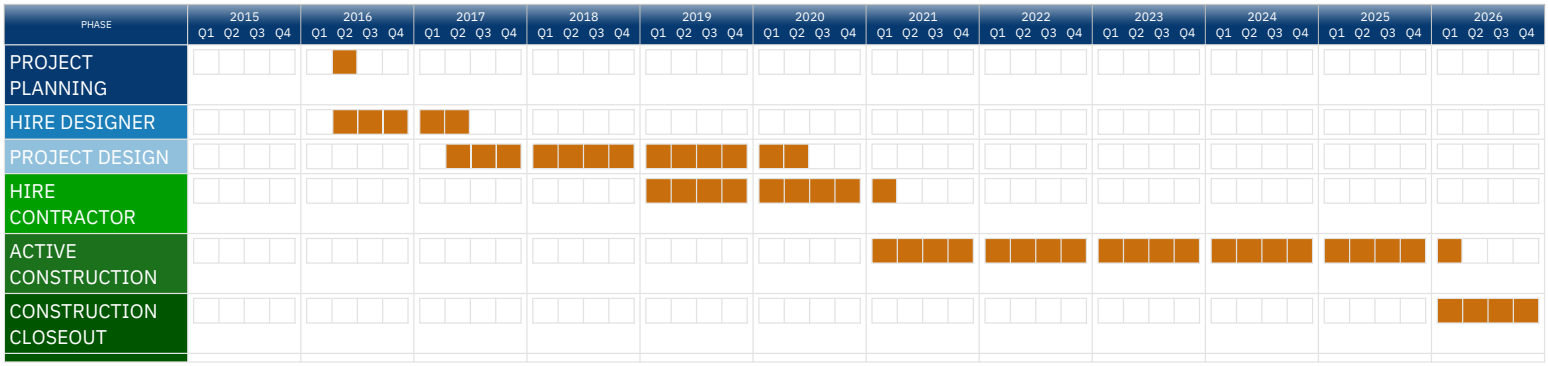

AECOM ATKINS

BROWARD County Public Schools

Bair Middle School

Address 9100 NW 21 MANOR, SUNRISE 33322
Board District: 5

ADEFP Budget: $1,746,467

Location Num: 2611
Board Member: Dr. Jeff Holness
Total Facilities Budget (Sum of Projects): $1,309,843

PRIMARY RENOVATIONS P.002044 Bair MS - SMART Program Renovations

CURRENT PHASE

5B-Construction

RISK LEVEL

No Risk

PROJECT UPDATE

Additional fire alarm devices were required. The architect has prepared an ASI to accommodate the new devices.
Contractor is presently installing additional fire alarm devices and working on testing of the new fire alarm system. Switching from the old system to the new system will not occur until all inspections have passed.

PROJECT SCOPE

Fire Alarm: Entire Campus.
Media Center and Restrooms.
Aluminum Window Replacement.
AC replacement in the IT closet.

BUDGET

	Current Budget	Actuals	Remaining Budget
Pre Construction	$152,000	$120,195	$31,805
Construction	$1,098,521	$1,060,902	$37,619
Contingency	$59,322	$0	$59,322
Project Total:	**$1,309,843**	**$1,181,097**	**$128,746**

FLAG:

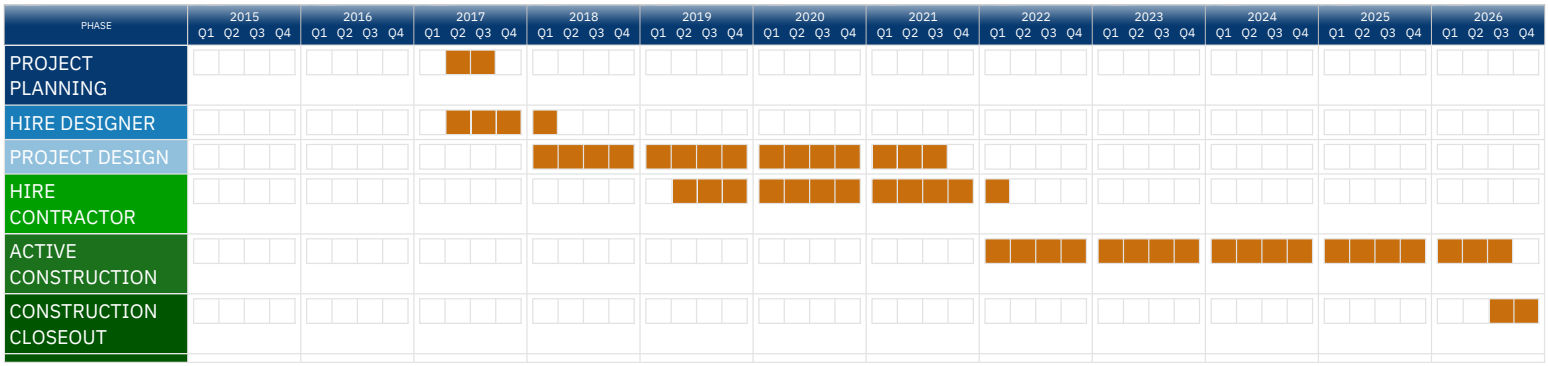

AECOM ATKINS

BROWARD County Public Schools

Banyan Elementary School

Address 8800 NW 50 STREET, SUNRISE 33351
Board District: 5
ADEFP Budget: $2,633,222

Location Num: 2001
Board Member: Dr. Jeff Holness
Total Facilities Budget (Sum of Projects): $2,341,379

PRIMARY RENOVATIONS P.001944 Banyan ES - SMART Program Renovations

CURRENT PHASE

6-Substantial Completion

RISK LEVEL

PROJECT UPDATE

This reporting period will not change. The GC was sent an email to upload the warranties in the process. Pending in A/E review PCO-9 This PCO will need to be processed prior to submitting OEF 209.

-2/5/25: The AE signed and uploaded the 110b to Project Closeout Process (PCP-1).
-2/6/25: The Commissioning Report was uploaded to PCP-1.
-2/10/25: PCP-1 and the 110b was submitted to the Building Dept.
-2/11/25: The Building Dept. requested a Mechanical Final for the entire project (The Roofing Mechanical Final for the entire project was previously approved).
-2/13/25: The Mechanical Final for the entire project passed and was submitted to the Building Dept.
-2/26/25: The 110b was approved by the Building Dept.

PROJECT SCOPE

Reroofing: Buildings 1, 2 & 80
Test and Balance: Buildings 1, 4 & 80
Restrooms Renovation: Building 1
Media Center Renovation: Building 1
Window Replacement: Building 1

BUDGET

	Current Budget	Actuals	Remaining Budget
Pre Construction	$146,123	$109,413	$36,710
Construction	$2,195,256	$2,177,306	$17,950
Project Total:	**$2,341,379**	**$2,286,719**	**$54,660**

FLAG: SCHEDULE, Reason: Unforeseen

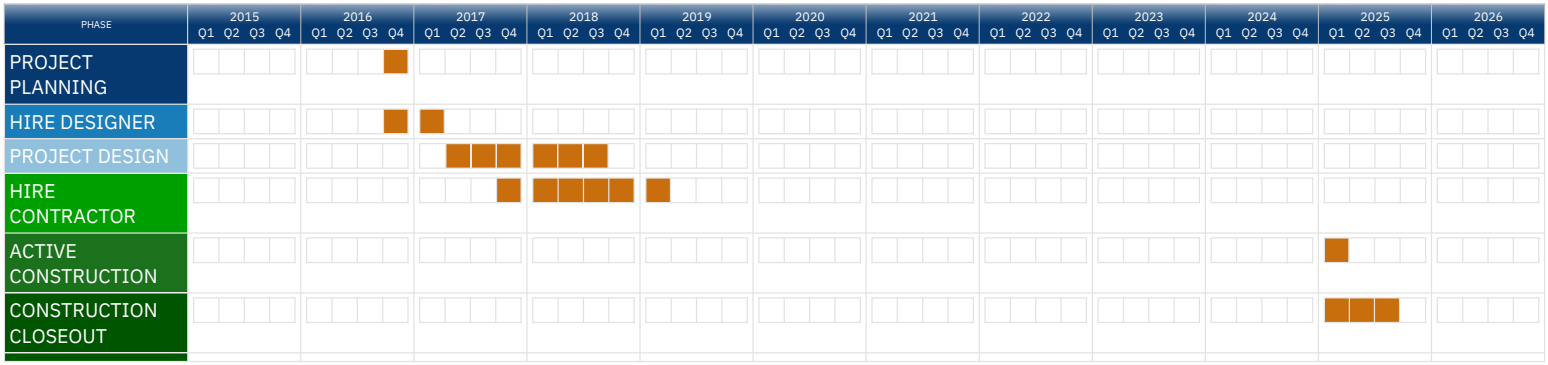

Bennett Elementary School

Address 1755 NE 14 STREET, FORT LAUDERDALE 33304
Board District: 3
ADEFP Budget: $2,102,304

Location Num: 0201
Board Member: Sarah Leonardi
Total Facilities Budget (Sum of Projects): $1,269,521

PRIMARY RENOVATIONS P.002085 Bennett ES - SMART Program Renovations

CURRENT PHASE

1-Planning

RISK LEVEL

No Risk

PROJECT UPDATE

This project will be deferred from the SMART Program and will not be reported on in the next Reporting Period. As of 12/31/23, Phase 2 Scope/Design Directions to proceed from the District leadership are pending. AECOM made a site visit with the new Chief Facilities Officer on December 13th. In Dec. 2008 a Castaldi letter was issued for Buildings 1,2,3,4 & 6 to be more economical to replace than to rehabilitate or renovate. The Phase 2 balance of scope requires further evaluation of the remaining buildings and the Development of available options with key stakeholder input.

PROJECT SCOPE

The scope for Phase 2 requires further evaluation of the remaining buildings and the Development of available options with key stakeholder input required. - Building Envelope Improvements (Window, Ext Wall, etc.) at Buildings 9,10,11,12,85. - Fire Alarm, HVAC Improvements, and - Media Center improvements (and no ADA Restrooms)

BUDGET

	Current Budget	Actuals	Remaining Budget
Pre Construction	$218,000	$127,495	$90,505
Construction	$936,925	$192,806	$744,119
Contingency	$114,596	$0	$114,596
Project Total:	**$1,269,521**	**$320,301**	**$949,220**

FLAG:

Blanche Ely High School

Address 1201 NW 6 AVENUE, POMPANO BEACH 33060
Board District: 7
ADEFP Budget: $25,890,022

Location Num: 0361
Board Member: Nora Rupert
Total Facilities Budget (Sum of Projects): $21,744,967

PRIMARY RENOVATIONS P.001646 Blanche Ely HS - SMART GOB Renovations

CURRENT PHASE

5B-Construction

RISK LEVEL

PROJECT UPDATE

The aluminum covered canopy between Bldg. 14 and 17 is complete pending installation of the lightning protection. The shop drawings are pending approval. A plan change is required to address unforeseen underground utilities and a verbal request from the Building Inspector and is underway. The Bldg. 1 ADA ramp was delivered and installation began on 3/31/25.

PROJECT SCOPE

Re-Roofing Buildings 1, 2, 4, 10, 11, 17, 18, 20, and 21
HVAC Replacement in Buildings 1, 2, 13, 14, 15, and 17
Chilled piping replacement on the south half of the campus
Chiller Replacement in Building 4
Electrical Upgrades to support HVAC Replacement
ADA Improvements (ADA Lifts at Building 14, ADA Restrooms Building 14), Building 17 Entry Ramp
New Concessions area in Building 14 for Basketball Games
New Outdoor Dining Area

BUDGET

	Current Budget	Actuals	Remaining Budget
Pre Construction	$1,304,911	$1,235,977	$68,934
Construction	$20,006,448	$19,343,967	$662,481
Contingency	$433,608	$0	$433,608
Project Total:	**$21,744,967**	**$20,579,944**	**$1,165,023**

FLAG:

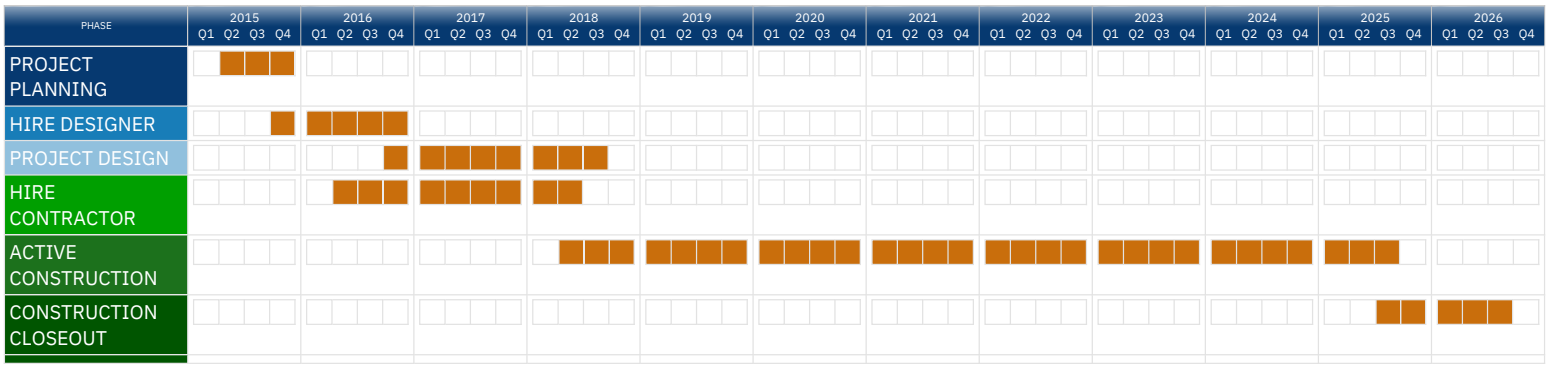

AECOM ATKINS

BROWARD County Public Schools

Boyd H. Anderson High School

Address 3050 NW 41 STREET, LAUDERDALE LAKES 33309
Board District: 5
ADEFP Budget: $12,820,525

Location Num: 1741
Board Member: Dr. Jeff Holness
Total Facilities Budget (Sum of Projects): $10,645,734

PRIMARY RENOVATIONS P.001846 Boyd H. Anderson HS - SMART Program Renovation

CURRENT PHASE

5B-Construction

RISK LEVEL

PROJECT UPDATE

As of 3/31/25

During this period the Contractor's leadership was brought into the PMOR office to discuss delays and how to mitigate all the jobsite conditions submitted by PPO for review.

#1
Re-Roofing & White Cap Is Completed at 100%:
Building #1 - Roofing Ladder Has Been Installed.
COMPLETED - Guardrail Install
COMPLETED - Final Roofing Inspections As of 2/28/25

Buildings Which Have White Cap Completed at 100% are Buildings #2B, 2A, 2B1, 2B2, 2TA, 2TA1,2TA2
COMPLETED - Gutter / Downspouts Install /
COMPLETED - Walking Pads & Roofing Finals - As of 2/28/25

Buildings Which Have White Cap Completed at 100% - Buildings #2B3, 2D, 2E, 2F, 2G, 2G1, 2H, 2I
COMPLETED - Gutters / Downspouts /
PENDING - Walking Pads & Roofing Final Inspections - As of 2/28/25

Buildings Which Have White Cap Completed at 100% Buildings #3, #8, #9, #11, #12, #13
COMPLETED - Gutters / Downspouts /
PENDING - Walking Pads / Roofing Final - As of 2/28/25

Buildings Which Have Ply sheet Completed at 100% Ready For White Cap -Buildings #6
Pending As Of 2/28/25 - White Cap / Gutters / Downspouts / Walking Pads / Roofing Finals

#2
Final Rest Rooms Inspections For Rest Rooms (Mens-106) & (Women Restrooms-136) Have Completed & Passed Their Final Inspections - A/E Has Prepared 1770 Forms for These Restrooms. RESOLVED

#3
There are a total of 5 Roof ladders in this scope of work to be installed - As of 1/30/25 - 5 of the 5 ladders have been completed. RESOLVED

#4
Guardrails have been installed in all buildings - To be part of roofing final inspections - RESOLVED

#5
A preliminary pre-punch list was conducted by the AE & PMOR with GC present to address and minimize deficiencies and time in preparation for a 110b substantial completion. A checklist was provided in person and emailed to the GC in preparation to the A/E final punch list walkthrough. COMPLETED

#6. Final inspections in Mechanical, Electrical, Plumbing are completed, Still Pending (Roofing final & Building Final)

PROJECT SCOPE

Roofing: Buildings 1, 2, 3, 6, 8, 9, 10, 11, 12 & 13
ADA Restroom Renovations: Building 1: Rooms 102H, 102J, 106, and 166, and Building 2: Rooms 291 and 292
STEM Lab Renovations: Building 1: Business Technology Center (Rooms 223, 224, 225, and 227) and Aviation (Room 194) and Building 2: Health and Wellness (Room 2001 and 2002).
4) Safety and Security Upgrade: Exit Signs in
- Buildings 1, 5, and 6

BUDGET

	Current Budget	Actuals	Remaining Budget
Pre Construction	$511,895	$479,355	$32,540
Construction	$10,133,839	$9,497,762	$636,077
Project Total:	**$10,645,734**	**$9,977,117**	**$668,617**

FLAG: SCHEDULE, Reason: Contractor Delay

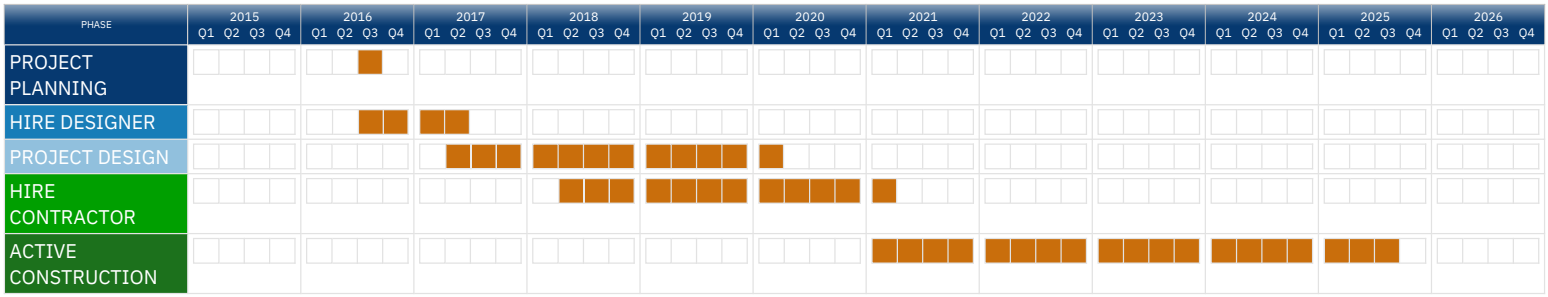

Boyd H. Anderson High School

Address 3050 NW 41 STREET, LAUDERDALE LAKES 33309
Board District: 5

ADEFP Budget: $12,820,525

Location Num: 1741
Board Member: Dr. Jeff Holness
Total Facilities Budget (Sum of Projects): $10,645,734



Bright Horizons Center

Address 3901 NE 1ST TERRACE, DEERFIELD BEACH 33064
Board District: 7
ADEFP Budget: $4,323,731

Location Num: 0871
Board Member: Nora Rupert
Total Facilities Budget (Sum of Projects): $3,861,699

PRIMARY RENOVATIONS P.001974 Bright Horizons Center - SMART Program Renovations

CURRENT PHASE

8-Financial Closeout

RISK LEVEL

No Risk

PROJECT UPDATE

This reporting period will remain the same. The ATP was submitted and processed. An email was sent to the A/E to submit their warranty line item.

An ATP was created to address CO-12 CCA Design Change - Extended Construction Administration. Pending with PMOR to start the process.

The project budget did not have sufficient funds to cover the design fee increase. To process this request for the A/E an executed ATP needs to be processed.

The Certificate of Occupancy, (110b) was approved by Building Department on 9/13/22.
The Certificate of Final Inspection, (209) was approved by the building department on 01/08/2024.

PROJECT SCOPE

Reroofing Buildings 01, 03, & 14.
Fire Alarm and Fire Sprinkler Improvements: Buildings 01, 02, 03, 04 & 05
HVAC Improvements: Test and Balance for Buildings 01, 03, and & 04 and RTU Installation for Pool Area.

BUDGET

	Current Budget	Actuals	Remaining Budget
Pre Construction	$196,798	$161,282	$35,516
Construction	$3,664,750	$3,660,192	$4,558
Contingency	$151	$0	$151
Project Total:	**$3,861,699**	**$3,821,474**	**$40,225**

FLAG:

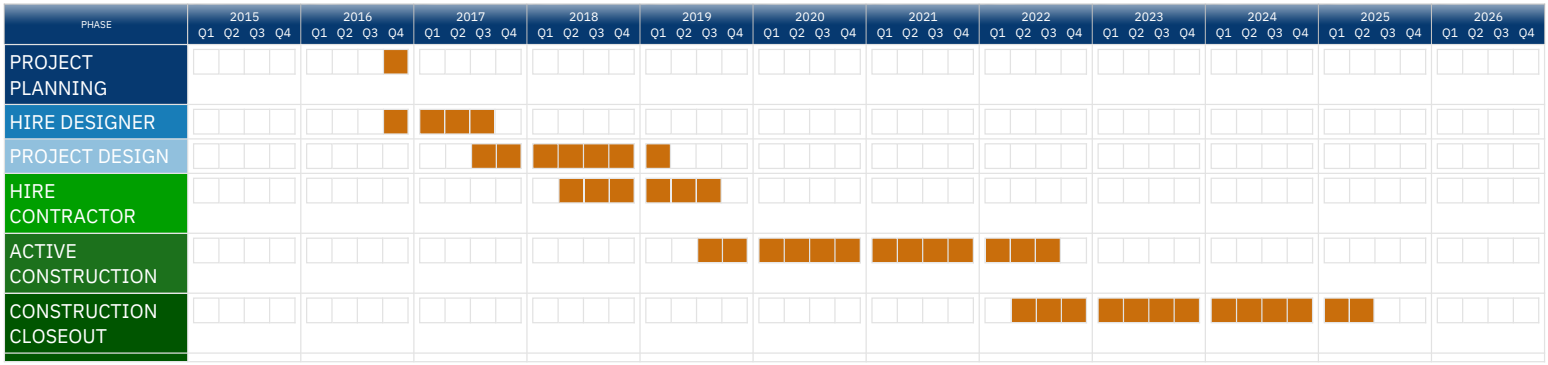

AECOM ATKINS

BROWARD County Public Schools

Broadview Elementary School

Address 1800 SW 62 AVENUE, NORTH LAUDERDALE 33068
Board District: 4
ADEFP Budget: $6,064,806

Location Num: 0811
Board Member: Lori Alhadeff
Total Facilities Budget (Sum of Projects): $5,475,130

PRIMARY RENOVATIONS P.001638 Broadview ES - SMART Program Renovations

CURRENT PHASE

5B-Construction

RISK LEVEL

No Risk

PROJECT UPDATE

The GC is currently finishing a small amount of sheet metal flashing and safety rails. Revising fire alarm plans in preparation of final inspection.

PROJECT SCOPE

Fire Alarm: Building 1
Conversion of Cafetorium to Music Room: Building 1
Existing Art Lab Renovation: Building 1
Existing Media Center Renovation: Building 1.
HVAC Replacement: Building 1
Test & Balance: Buildings J, 2, 5, 7, 8 & 85,
Electrical Panels Replacement: Building 1
Reroofing: Buildings 1, 2 & 85

BUDGET

	Current Budget	Actuals	Remaining Budget
Pre Construction	$431,216	$405,362	$25,854
Construction	$5,009,183	$4,418,345	$590,838
Contingency	$21,731	$0	$21,731
Project Total:	**$5,462,130**	**$4,823,707**	**$638,423**

FLAG:

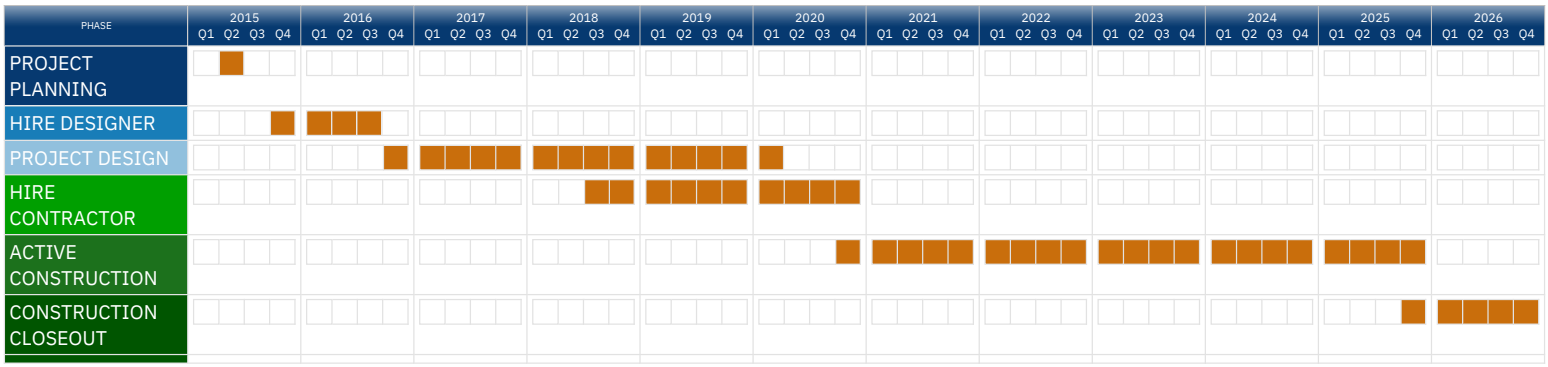

AECOM ATKINS

BROWARD County Public Schools

Broadview Elementary School

Address 1800 SW 62 AVENUE, NORTH LAUDERDALE 33068
Board District: 4
ADEFP Budget: $6,064,806

Location Num: 0811
Board Member: Lori Alhadeff
Total Facilities Budget (Sum of Projects): $5,475,130

PRIMARY RENOVATIONS P.001638-ADA Broadview ES - SMART ADA Restroom Renovations

CURRENT PHASE

3-Design

RISK LEVEL

PROJECT UPDATE

MEP engineers visited the site and are working on the 50% design.

PROJECT SCOPE

ADA Restroom ES update for group restrooms F105 (girls), F106 (boys), F108 (boys) and F109 (girls).

BUDGET

	Current Budget	Actuals	Remaining Budget
Pre Construction	$12,402	$0	$12,402
Contingency	$598	$0	$598
Project Total:	**$13,000**	**$0**	**$13,000**

FLAG:

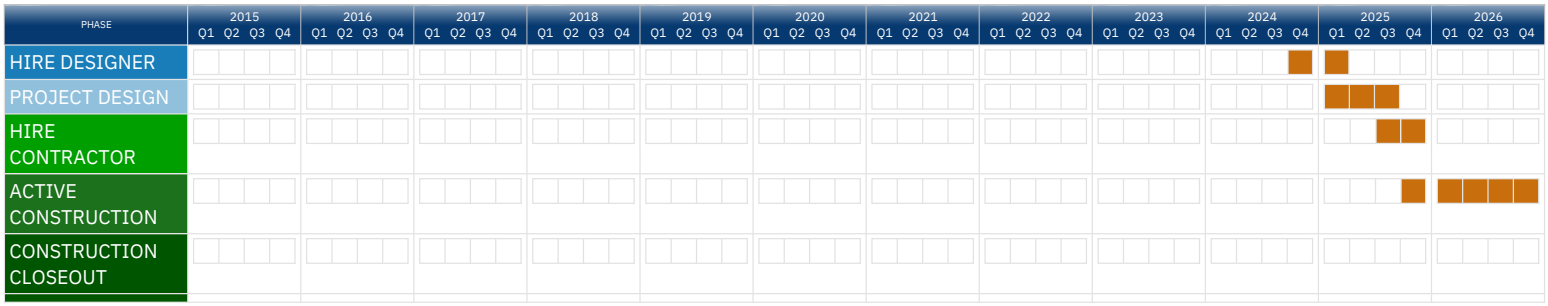

AECOM ATKINS

BROWARD County Public Schools

Broward Estates Elementary School

Address	441 NW 35 AVENUE, LAUDERHILL 33311	Location Num:	0501
Board District:	5	Board Member:	Dr. Jeff Holness
ADEFP Budget:	$7,004,442	Total Facilities Budget (Sum of Projects):	$6,752,168

PRIMARY RENOVATIONS P.002037 Broward Estates ES - SMART Program Renovations

CURRENT PHASE

1-Planning

RISK LEVEL

No Risk

PROJECT UPDATE

This project may be deferred from the SMART Program and will not be reported on in the next Reporting Period unless other direction provided by the District

PROJECT SCOPE

Aluminum Walkway Canopy Repairs Exterior Painting: Buildings 1-7, 9-14, 16 and 75 Aluminum Window Replacement: Buildings 1-7 HVAC Improvements: Buildings 1 with Coil Replacements in Buildings 1-7 HVAC Components: Buildings 9, 10, 11, 12, 16 and 75 Reroofing: Buildings 1-8, 10, 12, 13-18 and 75

BUDGET

	Current Budget	Actuals	Remaining Budget
Pre Construction	$245,000	$176,426	$68,574
Construction	$6,189,342	$578,156	$5,611,186
Contingency	$317,826	$0	$317,826
Project Total:	**$6,752,168**	**$754,582**	**$5,997,586**

FLAG:

C. Robert Markham Elementary School

Address 1501 NW 15 AVENUE, POMPANO BEACH 33069
Board District: 7
ADEFP Budget: $37,364,760

Location Num: 1671
Board Member: Nora Rupert
Total Facilities Budget (Sum of Projects): $7,913,830

PRIMARY RENOVATIONS P.001920 C. Robert Markham ES - SMART Program Renovations

CURRENT PHASE

5B-Construction

RISK LEVEL

PROJECT UPDATE

The revised shop drawings have been resubmitted but have been returned by the building department as revise and resubmit. They are requiring a letter from the engineer of record confirming the architects comment response on ISS.

PROJECT SCOPE

Aluminum & Concrete Canopy Repairs
Double Egress Doors: Buildings 3, 4 & 5
Exterior Window and Glass Block Replacement: Buildings 3, 4, 5 and 7
Exterior Painting: Buildings 6 & 78
HVAC Improvements: Buildings 01, 07, and 08.
HVAC Replacements: Buildings 1, 2, 3, 4, 5 & 7
New Fire Alarm System: Buildings 1, 2, 3, 4, 5, 6, 7, 8, 10, 78, 99 & Chiller Yard
Reroofing: Buildings 1, 2, 3, 4, 5, 6, 7 & 8
Walk-in Cooler Condenser and Piping Replacements
All work in Building 01 has been De-scoped in lieu of Building 01 replacement project.

BUDGET

	Current Budget	Actuals	Remaining Budget
Pre Construction	$782,000	$734,377	$47,623
Construction	$6,964,422	$5,114,975	$1,849,447
Contingency	$167,408	$0	$167,408
Project Total:	**$7,913,830**	**$5,849,352**	**$2,064,478**

FLAG:

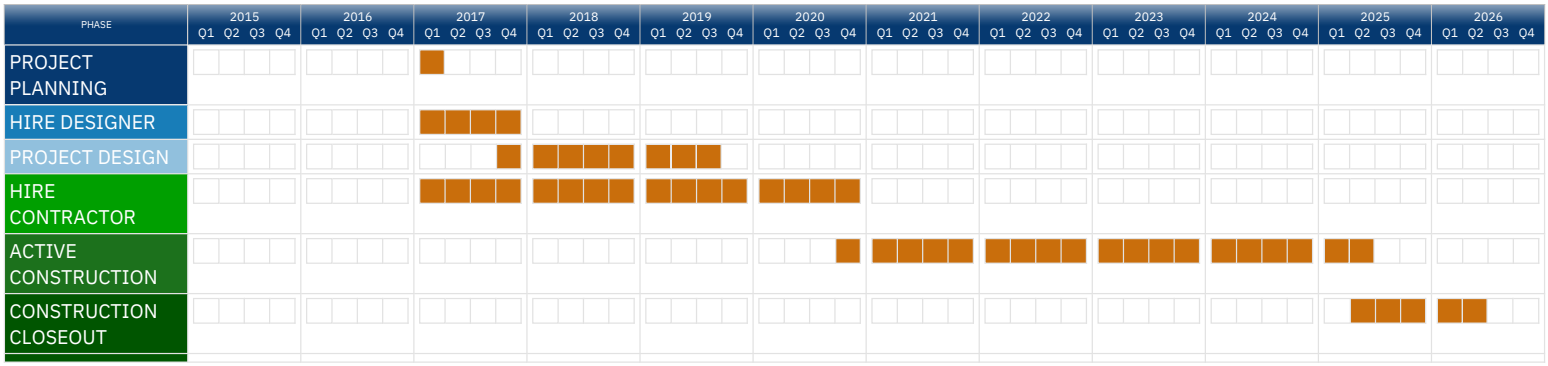

Central Park Elementary School

Address 777 N NOB HILL ROAD, PLANTATION 33322
Board District: 6
ADEFP Budget: $8,538,960

Location Num: 2641
Board Member: Brenda Fam, Esq
Total Facilities Budget (Sum of Projects): $7,977,539

PRIMARY RENOVATIONS P.001757 Central Park ES - SMART Program Renovations

CURRENT PHASE

5B-Construction

RISK LEVEL

PROJECT UPDATE

Installation of a duct heater was 85% completed, pending electrical connection.
FPL power shutdown that was rescheduled for March 26, 2025 was canceled, to be rescheduled for a later date.
Correct deficiencies of the Commissioning Report. - In progress
ASI for the duct extension in the mechanical room was submitted to the building department, pending review.
A meeting was held with the Architect and GC to determine if there is another way to connect the duct heater and AHU 2-2 without shutting down the power, AE will review and advise.

PROJECT SCOPE

Fire Sprinkler Building 2
HVAC Improvements: Buildings 1 (1-AHU, 9-FCU), 2 (5-AHU, 2-Chillers, & 6-FCU), 3 (2-AHU), 4:(9-FCU), 5 (13 FCU), & 6 (7 FCU).
Music (Room 202) and Art (Room 201) Room Improvements
Aluminum Covered Walkways Replacement
Aluminum Window Replacement: Portables
Re-roofing: Buildings 1, 2, 3, 4, 5, 6, 8, 9,& 10

BUDGET

	Current Budget	Actuals	Remaining Budget
Pre Construction	$546,860	$538,658	$8,202
Construction	$7,211,187	$7,150,286	$60,901
Contingency	$219,492	$0	$219,492
Project Total:	**$7,977,539**	**$7,688,944**	**$288,595**

FLAG: SCHEDULE, Reason: Contractor Delay

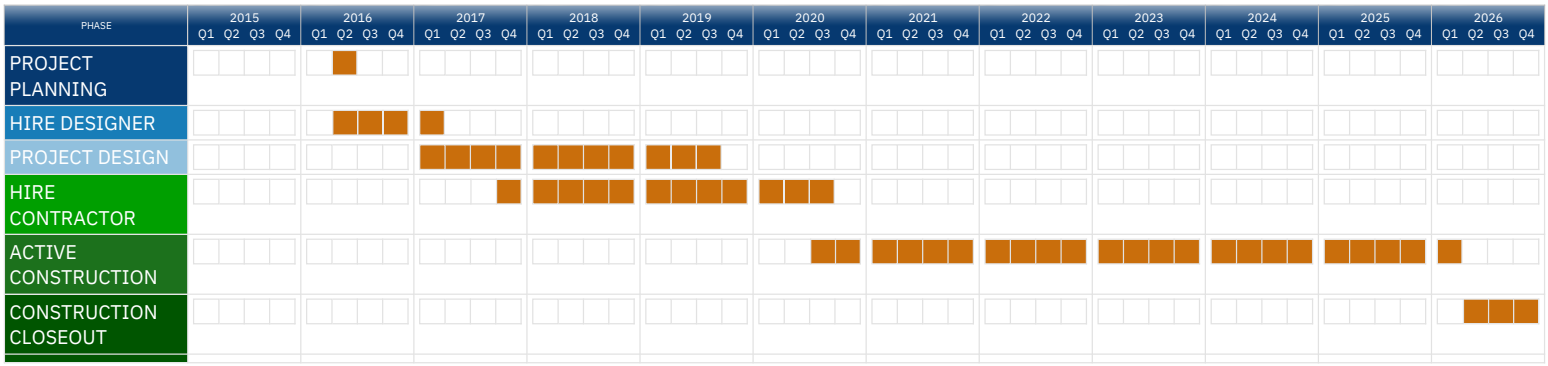

AECOM ATKINS

BROWARD County Public Schools

Challenger Elementary School

Address 5703 NW 94 AVENUE, TAMARAC 33321
Board District: 4
ADEFP Budget: $4,041,099

Location Num: 3771
Board Member: Lori Alhadeff
Total Facilities Budget (Sum of Projects): $3,555,100

PRIMARY RENOVATIONS P.002040 Challenger ES - SMART Program Renovations

CURRENT PHASE

7-Final Completion

RISK LEVEL

No Risk

PROJECT UPDATE

No changes this reporting period. The GC submitted their retainage documents and the board doc team is preparing the package to present to the April board agenda. The warranty walkthrough is scheduled for May 2025.

The commissioning agent requested the EOR to approve the T&B. This request was recently made and the GC PM. The OEF 110B was signed b BD with the understanding that the OEF 209 not be until all reporting have been submitted.
The GC is still waiting on the test and balance report for the chillers.
Work is substantially complete.
No warranties have been submitted and 01770 which were requested.

OEF 110b was executed by the building department - 11/14/24
OEF 209 was executed by the building department on 1/31/2025

PROJECT SCOPE

Fire Alarm Replacement: Building 1
Conversion of Existing Space to Music and/or Art Lab(s)
Music Room Renovation
Re-roofing: Buildings 1, 2 & 4
HVAC Improvements: Buildings 1, 2 & 4

BUDGET

	Current Budget	Actuals	Remaining Budget
Pre Construction	$151,000	$112,697	$38,303
Construction	$3,246,504	$3,244,138	$2,366
Contingency	$157,596	$0	$157,596
Project Total:	**$3,555,100**	**$3,356,835**	**$198,265**

FLAG:

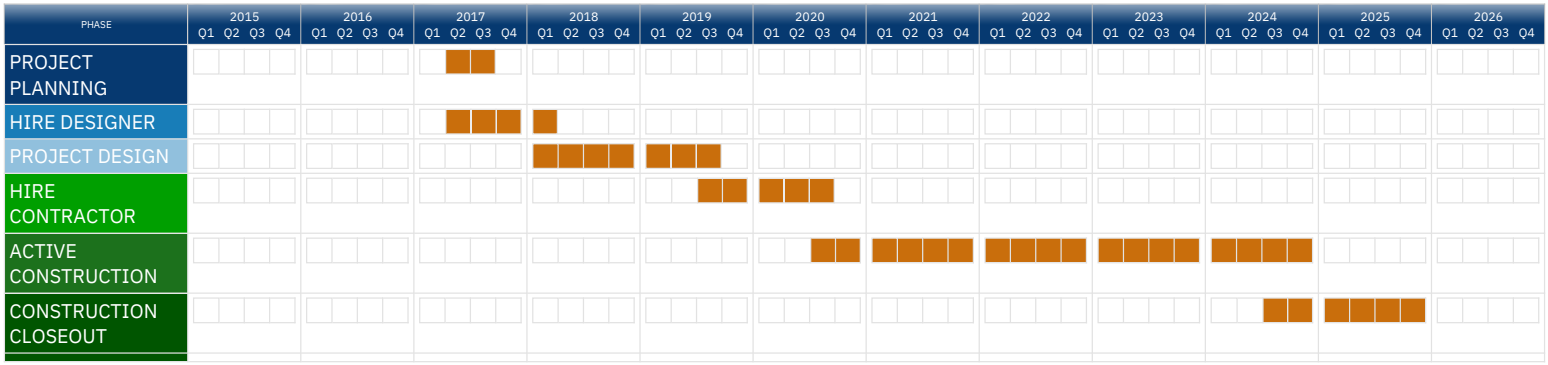

AECOM ATKINS

BROWARD County Public Schools

Chapel Trail Elementary School

Address 19595 TAFT STREET, PEMBROKE PINES 33029
Board District: 2
ADEFP Budget: $5,144,043

Location Num: 2961
Board Member: Rebecca Thompson
Total Facilities Budget (Sum of Projects): $4,538,436

PRIMARY RENOVATIONS P.001732 Chapel Trail ES - SMART Program Renovations

CURRENT PHASE

7-Final Completion

RISK LEVEL

No Risk

PROJECT UPDATE

There are no phase changes to report for this period. The GC submitted three PCOs two in A/E review another with scheduler review.

The PCO was reviewed by entitlement which requested the general contractor to submit supporting document for the delays. The general contractor has not responded the PMOR has given them 15 days from 02.20.25.

An email was sent to ORPM & TL requesting a meeting with the GC to ensure the submission of tickets for PCO-13 and PCO-14. Additionally, the status of PCO-15 and PCO-16 remains in A/E review, as they have declined to review the documents without compensation. ORPM & TL have been asked to make a decision on these PCOs.
There are no phase changes to report for this period.

A meeting was held with ORPM, TL, and GC. An agreement has been reached, and GC will submit their documents and resubmit PCOs for all work performed and approved by the building department. A construction coordinator conducted a walkthrough inspection and confirmed that the work was completed according to the documents. One item was considered an omission by the A/E, and TL agreed that their PCO should have been approved. Another meeting is scheduled to address the paint PCO and decide whether it will require overlay or sandblasting, depending on the quote and management approval.

A comment was sent to the A/E to submit their final financial commitments. The GC sent and email stating they have been asking for payment ($100k +) on work that has been completed for over two plus (2+) years with no resolution from ORPM. Until this is rectified, they will hold up in the closeout process.
An email was sent to the ORPM requesting they submit a letter of delay since the PCOs the GC is speaking of were all denied.
- The GC was sent an email to address the delay of days by submitting a TIA they have yet to submit one.
- GC requested additional proposals from other subcontractors to be able to complete the pending punch out list item.
- GC submitted an RFI to the consultant to get clarification in the process to get the paint issue quoted/resolved. The A/E responded to the GC request but no additional information has been submitted by the GC court at this time. This issue has been pending since the warranty walkthrough performed in June 2024.

The Certificate of Occupancy OEF110B was executed 5/2/2023 and the Certificate of Final Inspection OEF 209 was executed on 3/18/2024.

PROJECT SCOPE

Building Envelope Improvements & HVAC Improvements, Walkway replacement

BUDGET

	Current Budget	Actuals	Remaining Budget
Pre Construction	$333,324	$323,262	$10,062
Construction	$4,034,211	$4,002,354	$31,857
Contingency	$170,901	$0	$170,901
Project Total:	**$4,538,436**	**$4,325,616**	**$212,820**

FLAG:

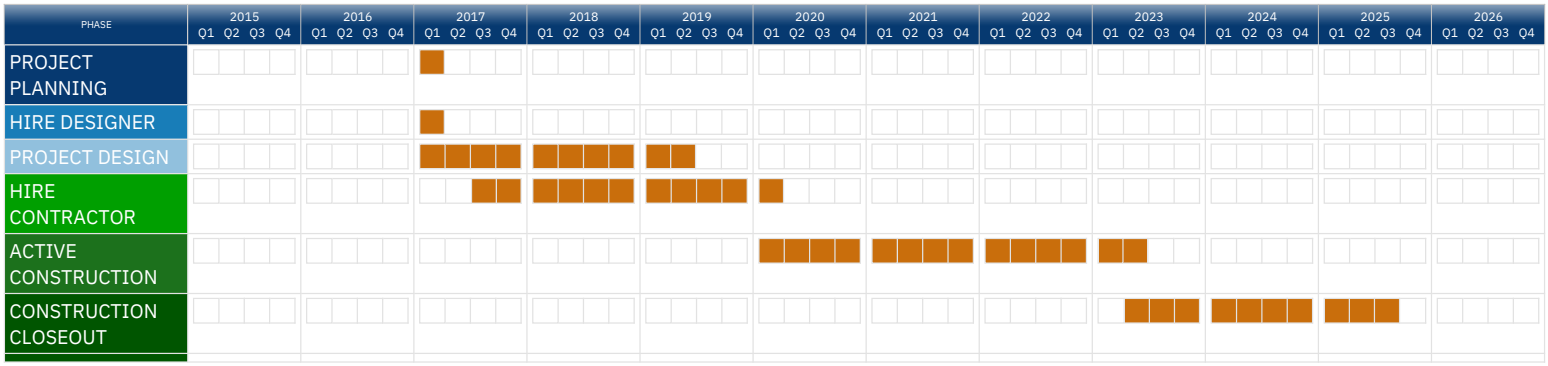

AECOM ATKINS

BROWARD County Public Schools

Charles Drew Elementary School

Address 1000 NW 31 AVENUE, POMPANO BEACH 33060
Board District: 7
ADEFP Budget: $3,309,980

Location Num: 3221
Board Member: Nora Rupert
Total Facilities Budget (Sum of Projects): $7,505,800

PRIMARY RENOVATIONS P.001818 Charles Drew ES - SMART Program Renovations

CURRENT PHASE

8-Financial Closeout

RISK LEVEL

PROJECT UPDATE

This reporting period will remain the same. This project remains open until the legal confirms whether or not this can be closed. The A/E has a remaining balance on their PO will be addressed pending the determination of district counsel.

No monetary settlement was included in the partial settlement. This portion was paid and all disciplines were carved out.
Project P.001818-FA1 is a design-build carve out with CSMP delivery.
Project P.001818-FSP is a design-build carve out with CSMP delivery.
Project P.001818-HV1 is a design-build carve out.

After the SBBC approved the Partial Agreement Settlement the Project Manager is moving this project to Phase 7 Final Completion.
In September, AECOM advanced the P.001818-HV1 project to include the Chiller replacement work scope.

PROJECT SCOPE

Campus Fire Alarm System Replacement with project P.001818-FA1.
Fire Sprinkler Protection at Building 2 with project P.001818-FSP.
HVAC Improvements at Buildings 1,2,3,4,5,6 & 8 with project P.001818-HV1
HVAC Improvements at Chiller Plant with project P.001818-HV2
Building Envelope work with Door hardware replacement achieved by PPO.

BUDGET

	Current Budget	Actuals	Remaining Budget
Pre Construction	$275,694	$199,323	$76,371
Construction	$565,251	$565,250	$1
Project Total:	**$840,945**	**$764,573**	**$76,372**

FLAG:

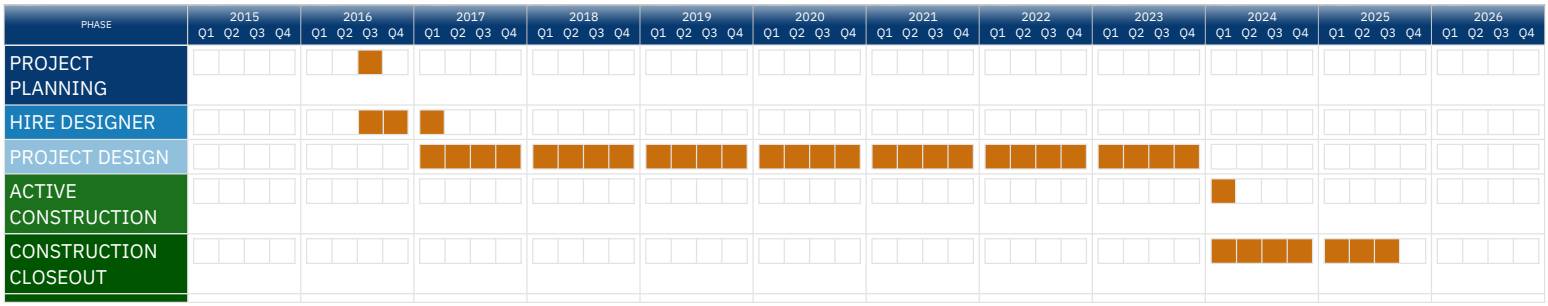

Charles Drew Elementary School

Address 1000 NW 31 AVENUE, POMPANO BEACH 33060
Board District: 7
ADEFP Budget: $3,309,980

Location Num: 3221
Board Member: Nora Rupert
Total Facilities Budget (Sum of Projects): $7,505,800

PRIMARY RENOVATIONS P.001818-FSP Charles Drew ES - SMART Fire Sprinklers

CURRENT PHASE

8-Financial Closeout

RISK LEVEL

No Risk

PROJECT UPDATE

The GC was asked to submit their final invoice and to upload the warranty for this scope of work. This project does not require a OEF 209

The GC has not submitted their The GC has the warranty process in their court and the PMOR was informed of this and asked to contact the GC that they need to provide the information as soon as possible. This reporting period will not change.

COC 105 Form signed by Building Official 12/20/2024.

PROJECT SCOPE

Design Build for fire Sprinklers and water tap if needed for Building #2

BUDGET

	Current Budget	Actuals	Remaining Budget
Construction	$289,300	$260,820	$28,480
Contingency	$13,700	$0	$13,700
Project Total:	**$303,000**	**$260,820**	**$42,180**

FLAG:



PRIMARY RENOVATIONS P.001818-HV2 Charles Drew ES - SMART HVAC Improvements 2

CURRENT PHASE

2-Pre-Design

RISK LEVEL

No Risk

PROJECT UPDATE

Only one A/E submitted to the RFQ - therefore, procurement will have to reject the bid and start over.

PROJECT SCOPE

Develop Design documents, obtain a permit, and construct the approved design for the school Chiller Plant.

BUDGET

	Current Budget	Actuals	Remaining Budget
Pre Construction	$113,800	$0	$113,800
Construction	$5,985,000	$15,700	$5,969,300
Contingency	$263,055	$0	$263,055
Project Total:	**$6,361,855**	**$15,700**	**$6,346,155**

FLAG:

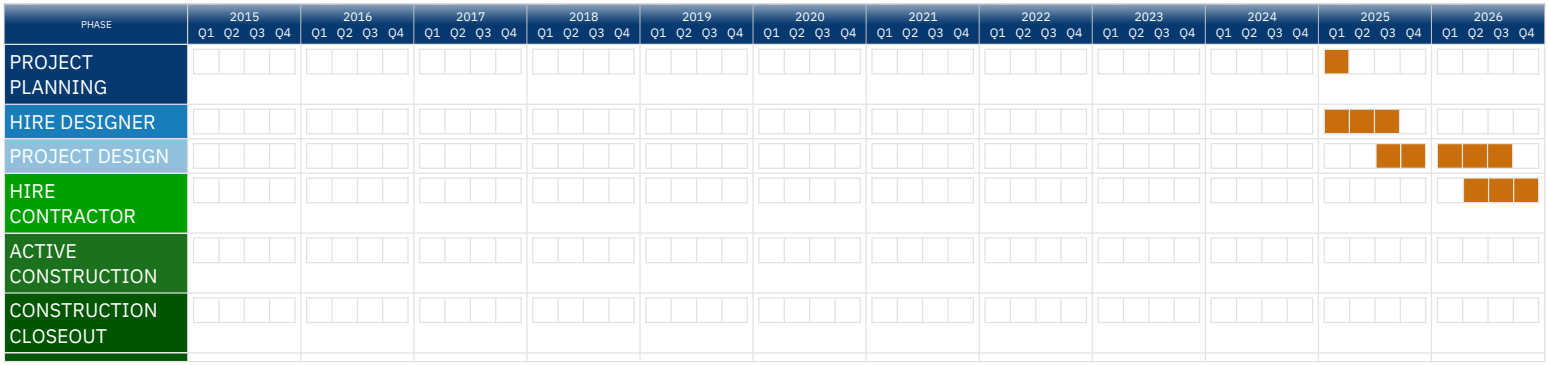

Charles Drew Family Resource Center

Address 2600 NW 9TH COURT, POMPANO BEACH 33060
Board District: 7
ADEFP Budget: $4,840,000

Location Num: 0301
Board Member: Nora Rupert
Total Facilities Budget (Sum of Projects): $4,622,000

PRIMARY RENOVATIONS P.001848 Charles Drew Family Resource Center - SMART Program Renovations

CURRENT PHASE

6-Substantial Completion

RISK LEVEL

No Risk

PROJECT UPDATE

This reporting period will change phase. Pending PCO-27 which is a descoping ASI in GC proposal court. The GC was contacted to upload the warranties in e-Builder PCP process.

The OEF 110B was signed by the BD on 02.28.25.

PROJECT SCOPE

Re-roofing: Buildings 1, 2, 3, 4, 5, 6, 7, 8, 9, 10 & 13.
HVAC Improvements: Buildings 12.
Exterior Wall Renovation: Buildings 2, 3, 4, 6, 7 & 8.
New Smoke Detectors Interface: Buildings 2 & 5.

BUDGET

	Current Budget	Actuals	Remaining Budget
Pre Construction	$264,346	$244,117	$20,229
Construction	$4,172,566	$3,169,105	$1,003,461
Contingency	$185,088	$0	$185,088
Project Total:	**$4,622,000**	**$3,413,222**	**$1,208,778**

FLAG: SCHEDULE, Reason: A/E Delay

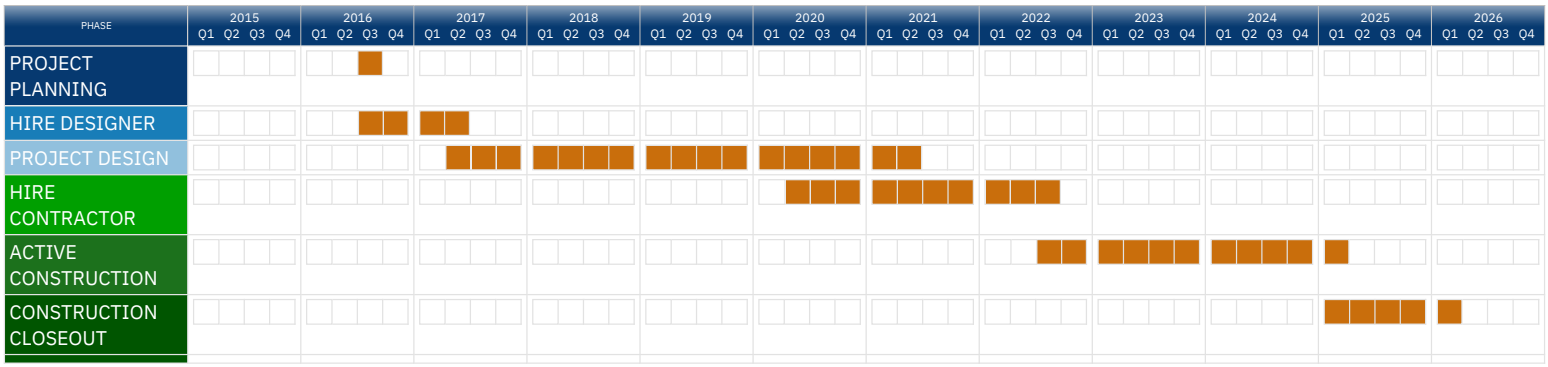

Charles W. Flanagan High School

Address 12800 TAFT STREET, PEMBROKE PINES 33028
Board District: 2
ADEFP Budget: $17,903,461

Location Num: 3391
Board Member: Rebecca Thompson
Total Facilities Budget (Sum of Projects): $15,224,782

PRIMARY RENOVATIONS P.001847 Charles W. Flanagan HS - SMART Program Renovations

CURRENT PHASE

5B-Construction

RISK LEVEL

PROJECT UPDATE

No phase changes this reporting period. The above-referenced project has an executed beneficial occupancy OEF 110B for the re-roofing of Building 14. The entire project has passed all disciplines. Contractor has been calling reinspection's to obtain building final entire project, no processes have been made to start the 01770 forms and the OEF 110B. The GC did submit a signed 01770a, but no others. No punch list has been submitted. The GC and A/E has been informed by the PMOR to submit all documents in the e-Builder closeout process. Will inform the GC and Architect/Engineer (A/E) that this project should go through the e-Builder closeout process. General Contractor stated final inspection to take place mid February.

Pending and scheduled for next week building final inspection. The GC is submitting a cooling tower detail for approval to get the building final inspection.
The GC submitted an affidavit for final inspections to the inspector. Pending the commissioning agent to submit their report. NO changes this reporting period.

The project does not have a commissioning report. Pending resolution to the fence and gate issue in order for the CMAR to recall and pass the final inspection. Pending failed Fire alarm panel has a trouble for building #14.No record of NFPA 72.NFPA. Failed Building #14 is missing escutcheon plates. Sprinkler head in boys bath room needs to be repaired. Big gap between the head and the ceiling. NFPA 1 : 1:14.1
During these warranty walkthroughs the failed FA and FP were noted and the subcontractor resubmitted their warranty from one (2018) to two years (2020). However, the communication between the panel and the building was never resolved and the warranty is no longer active.

OEF 110B was executed by the BD for the re-roofing of building 14 this was submitted as a beneficial occupancy

PROJECT SCOPE

Aluminum Covered Walkways Replacement: Campus-wide
Classroom Addition
Aluminum Window Replacement: Buildings 1, 2, 3 & 9
Re-roofing: Buildings 3 (including new decking), 5 (including new decking), 7 & 8 (including new decking)
HVAC Improvements: Buildings 1, (Test & Balance). 2 (Exhaust Hoods, Roof Condenser, and Test & Balance), 3 (Circulating Pump, Chiller & Cooling Tower) 4 (Test & Balance), 5 (Test & Balance), 6 (Test & Balance), 8 (Exhaust Fan & Test & Balance), 9 (Test & Balance), & 11 (Controls, Electric Heater, Window AC Unit)

BUDGET

	Current Budget	Actuals	Remaining Budget
Pre Construction	$679,561	$648,561	$31,000
Construction	$14,467,087	$13,535,703	$931,384
Contingency	$78,134	$0	$78,134
Project Total:	**$15,224,782**	**$14,184,264**	**$1,040,518**

FLAG: SCHEDULE, Reason: Contractor Delay

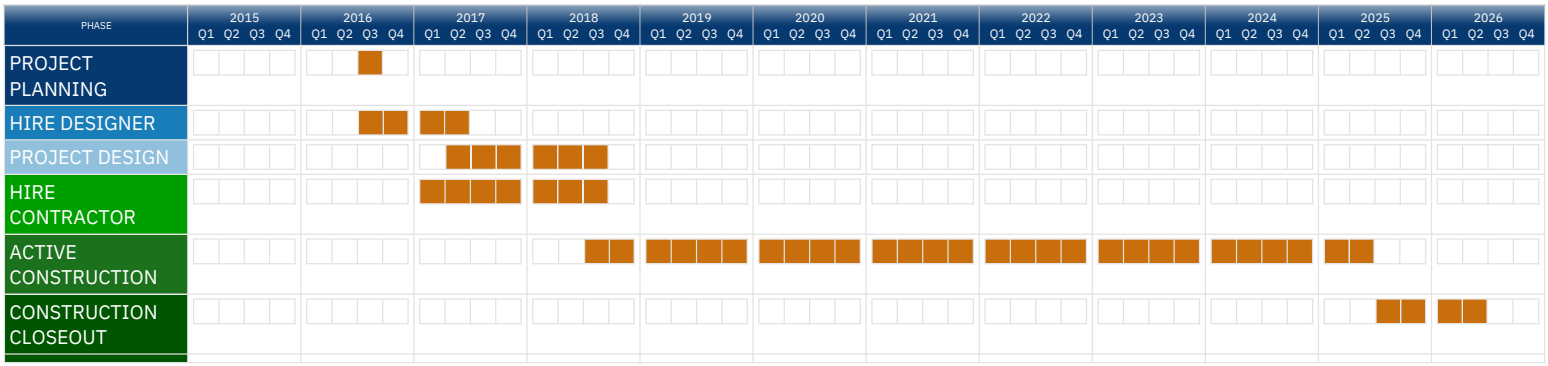

Coconut Creek High School

Address 1400 NW 44 AVENUE, COCONUT CREEK 33066
Board District: 7
ADEFP Budget: $9,913,952

Location Num: 1681
Board Member: Nora Rupert
Total Facilities Budget (Sum of Projects): $8,587,350

PRIMARY RENOVATIONS P.001753 Coconut Creek HS - SMART GOB Renovations

CURRENT PHASE

5B-Construction

RISK LEVEL

PROJECT UPDATE

Fire alarm work continued.

PROJECT SCOPE

Auditorium seating - ADA compliance
Fire Alarm System Replacement
Stem Lab Improvement
Media Center & Restroom Improvements
HVAC Improvements: Buildings 1 (Enclose and air-condition main corridor), 2 (Circulating Pump & AHU), 3 (1-Window A/C Unit), 5 (1-Window A/C Unit), 7 (Replace 5 Large Pumps), 8 (Upgrade Minor Controls), & 9 (Upgrade Minor Controls).
Re-roofing: Buildings 4, 5, 6, 7 & 9
Exterior Paint: Buildings 1 & 4
Replace Fire Alarm System (including electrical connection in Buildings 2, 4, & 9)

BUDGET

	Current Budget	Actuals	Remaining Budget
Pre Construction	$370,624	$322,804	$47,820
Construction	$7,857,279	$7,531,288	$325,991
Contingency	$359,447	$0	$359,447
Project Total:	**$8,587,350**	**$7,854,092**	**$733,258**

FLAG:

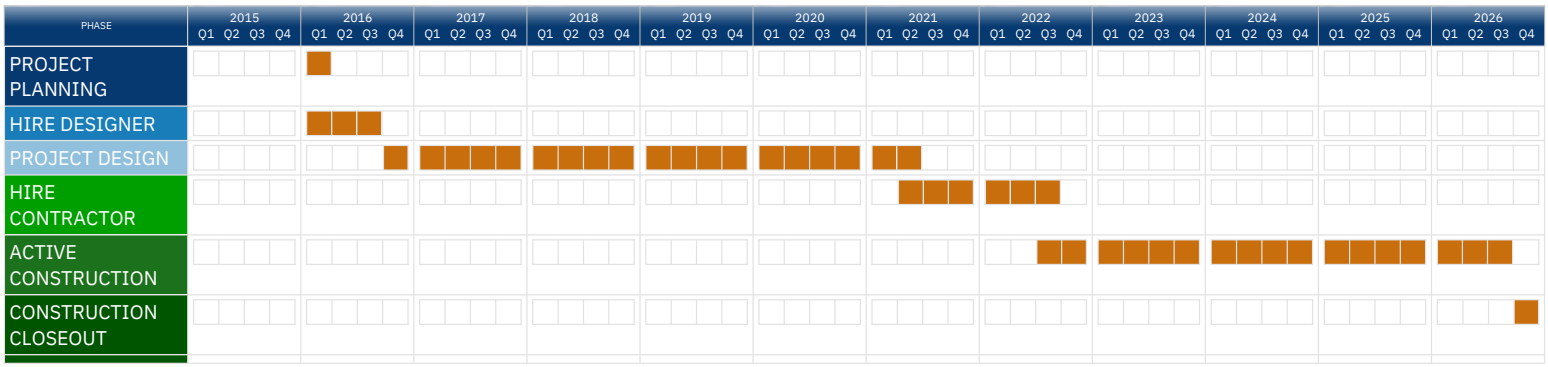

Coconut Palm Elementary School

Address 13601 MONARCH LAKES BOULEVARD, MIRAMAR 33027
Board District: 2
ADEFP Budget: $3,243,215

Location Num: 3741
Board Member: Rebecca Thompson
Total Facilities Budget (Sum of Projects): $2,700,300

PRIMARY RENOVATIONS P.002088 Coconut Palm ES - SMART Program Renovations

CURRENT PHASE

7-Final Completion

RISK LEVEL

No Risk

PROJECT UPDATE

No changes this reporting period. This process is with the estimator and tasked assigned director of construction.

A meeting was held with the GC, A/E, PMOR, and CLPM. The GC declined the submittal of time tickets, as this was not the agreement with the previous PMOR. The CLPM informed the GC that they signed a CCD with a NTE amount. Their request is higher than the NTE; however, the estimator provided an amount that is higher than the NTE but lower than the proposed GC amount. The CLPM suggested accepting the estimator's amount and submitting a revised proposal to move forward with the PCO.

There is a pending CO for this project it was reviews by the estimator and returned to be revised. The GC was contacted to resolve and bill for any open item besides the CO and retainage. No changes this reporting period.

The GC submitted a PCO-15 for Fire Alarm Additional SOW per owner request. This is with the PM this work was performed and this will be going to the board once processed.

OEF 110b was executed by the BD on 10.1.24
OEF 209 was executed by the BD on 12.12.2024 - Turned over to the board doc team

PROJECT SCOPE

Electrical Improvements: Building 1
Fascia Repair: Buildings 1,
Testing and Balancing: Buildings 1
Reroofing: Building 1

BUDGET

	Current Budget	Actuals	Remaining Budget
Pre Construction	$152,775	$128,071	$24,704
Construction	$2,529,258	$2,289,620	$239,638
Contingency	$18,267	$0	$18,267
Project Total:	**$2,700,300**	**$2,417,691**	**$282,609**

FLAG:

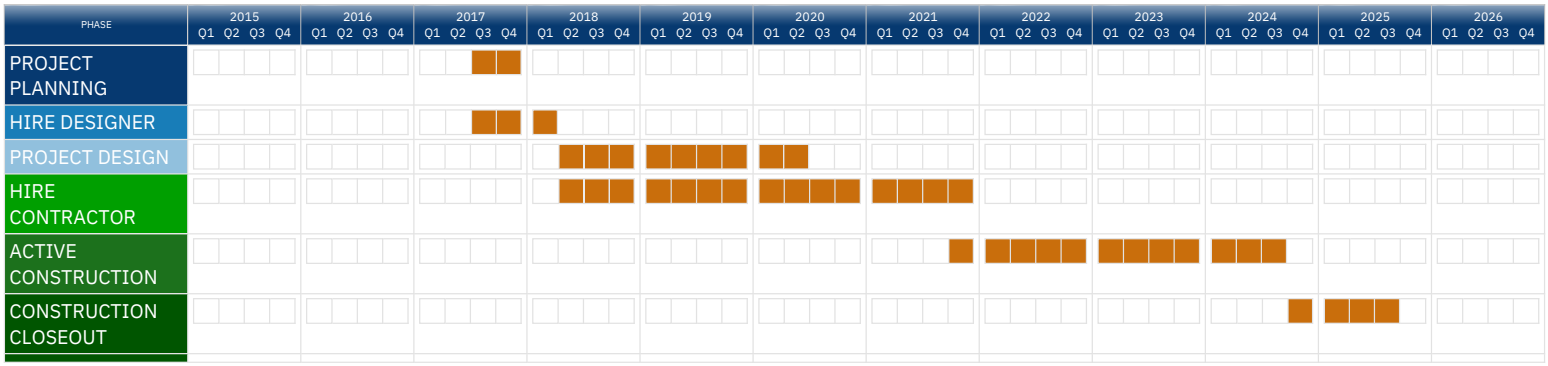

AECOM ATKINS

BROWARD County Public Schools

Collins Elementary School

Address 1050 NW 2 STREET, DANIA 33004
Board District: 1
ADEFP Budget: $2,799,151

Location Num: 0331
Board Member: Maura McCarthy Bulman
Total Facilities Budget (Sum of Projects): $3,080,342

PRIMARY RENOVATIONS P.001659 Collins ES - SMART Program Renovations and Restroom Renovations

CURRENT PHASE

5B-Construction

RISK LEVEL

PROJECT UPDATE

1. Building 4 Boys/Girls Restrooms were completed and received 'Permission to Occupy' status from the Building Department on 12.27.24.
2. Upcoming additional FA device installation pending revised shop drawings receiving Building Department approval: Shop Drawings currently in review with Building Department.

PROJECT SCOPE

Roofing: Buildings 3, 10, & 85
Kitchen Hood and Air Condition Installation: Building 3
Group Restroom Renovations: Building 4
Door Hardware Replacement: campus wide
Emergency Lighting Replacement
Media Center Renovations: Building 1
Fire Alarm Replacement: Campus wide
Miscellaneous Electrical improvements

BUDGET

	Current Budget	Actuals	Remaining Budget
Pre Construction	$390,825	$355,349	$35,476
Construction	$2,664,967	$2,304,332	$360,635
Contingency	$24,550	$0	$24,550
Project Total:	**$3,080,342**	**$2,659,681**	**$420,661**

FLAG:

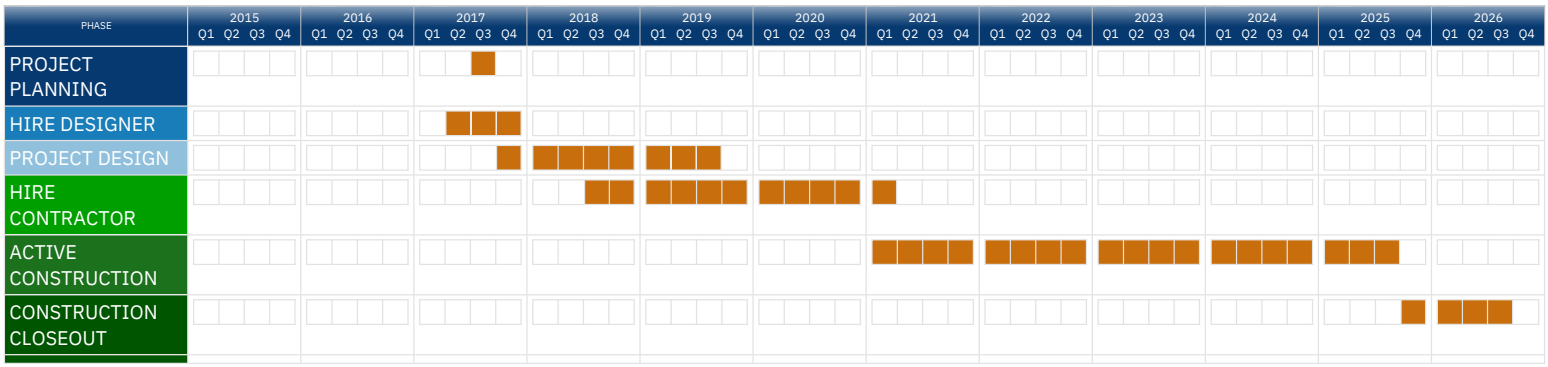

Cooper City Elementary School

Address 5080 SW 92 AVENUE, COOPER CITY 33328
Board District: 6
ADEFP Budget: $1,655,933

Location Num: 1211
Board Member: Brenda Fam, Esq
Total Facilities Budget (Sum of Projects): $1,177,239

PRIMARY RENOVATIONS P.002150 Cooper City ES - SMART Program Renovations

CURRENT PHASE

5B-Construction

RISK LEVEL

PROJECT UPDATE

The new Engineer's Fire Alarm shop drawings were approved by all parties. The Owner's AES System vendor was unable to program this equipment and the contractor hired the proprietary vendor to complete. The fire alarm system is now complete, certified, and related inspections passed. The Building Inspector requires a plan change to delete one electrical receptacle and the backing for a TV the Principal no longer wants mounted. The plan change was submitted and approved on 3/27/25. The contractor is finishing touch ups of the demolition of the old fire alarm system. The contractor is scheduling reinspections of the final Electrical, Fire Egress, and Building for the week of 3/31 and 4/7.

PROJECT SCOPE

Building Envelope Improvements inclusive of exterior door hardware replacement and reroofing of Building 85. HVAC improvements inclusive of chiller pump exhaust fan replacements and campus-wide Test & Balance. Campus-wide Fire Alarm Replacement. Media Center and ADA restroom renovations.

BUDGET

	Current Budget	Actuals	Remaining Budget
Pre Construction	$106,367	$76,445	$29,922
Construction	$1,068,645	$1,043,649	$24,996
Contingency	$2,227	$0	$2,227
Project Total:	**$1,177,239**	**$1,120,094**	**$57,145**

FLAG:

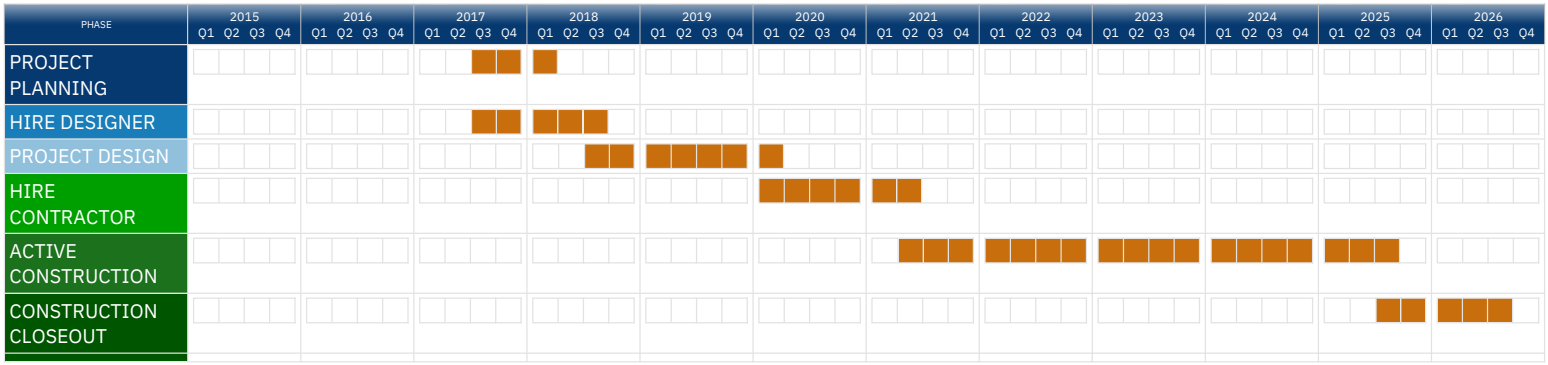

AECOM ATKINS

BROWARD County Public Schools

Cooper City High School

Address 9401 STIRLING ROAD, COOPER CITY 33328
Board District: 6
ADEFP Budget: $12,055,868

Location Num: 1931
Board Member: Brenda Fam, Esq
Total Facilities Budget (Sum of Projects): $11,960,000

PRIMARY RENOVATIONS P.002133 Cooper City HS - SMART Program Renovations

CURRENT PHASE

5B-Construction

RISK LEVEL

PROJECT UPDATE

Building 9: Installation of structural studs, clips, self tapping screws per design drawings on the exterior wall room 263. Electrical conduits and boxes installed in exterior wall room 263. Interior wall insulation installed and inspected room 263A. Replacement of ductwork in room 266. Remove door frame in room 263E and install wall in opening.

Building 8: Installation of structural studs in restroom.

Building 6: Replacement of transformer in room 220D.

Building 13, 12, 22: Re-roofing started and temporary roofing completed.

PROJECT SCOPE

Re-roofing: Buildings 13, 21 & 22.
Replace or Repair Doors: Buildings 3, 4, 5, 7, 8, 9,10, & 13.
Replace or Repair Windows: Buildings 4, & 10.
Restroom Renovations: Buildings 3, 5, 6, & 8.
Electrical Improvements- Transformers, Switchgear, Sub Panels, Lighting replacement
Fire Sprinklers: Buildings 4, 6, 9, & 16 with civil work site tie-in.
HVAC Improvements: Buildings 6 & 16
Auditorium Accessibility
STEM Lab Improvements- Robotics and Cyber Security Labs Renovation

BUDGET

	Current Budget	Actuals	Remaining Budget
Pre Construction	$733,000	$558,875	$174,125
Construction	$10,895,843	$2,976,539	$7,919,304
Contingency	$331,157	$0	$331,157
Project Total:	**$11,960,000**	**$3,535,414**	**$8,424,586**

FLAG:

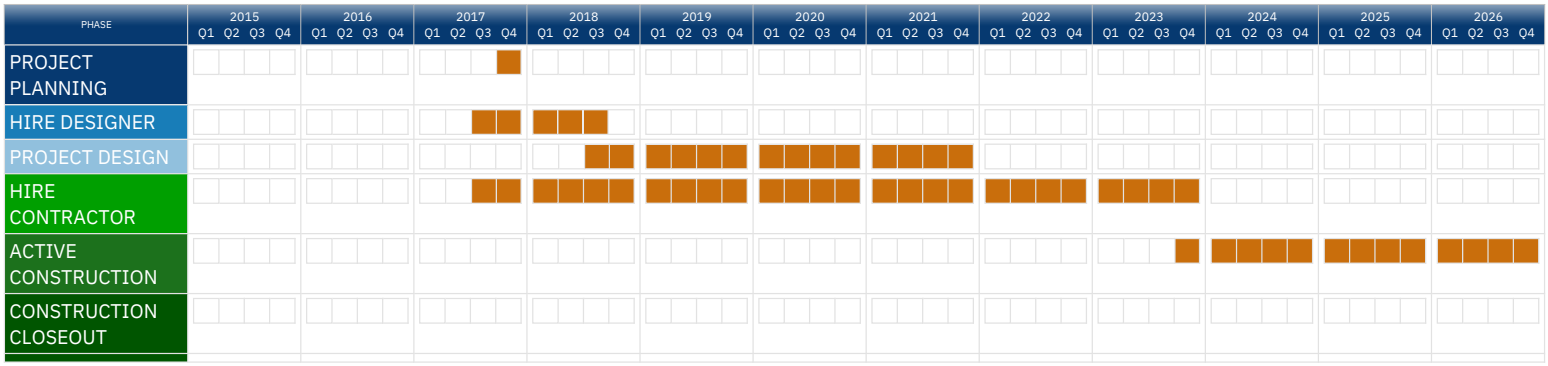

AECOM ATKINS

BROWARD County Public Schools

Coral Glades High School

Address 2700 SPORTSPLEX DRIVE, CORAL SPRINGS 33065
Board District: 4
ADEFP Budget: $32,085,434

Location Num: 3861
Board Member: Lori Alhadeff
Total Facilities Budget (Sum of Projects): $6,752,775

PRIMARY RENOVATIONS P.002080 Coral Glades HS - SMART Program Renovations

CURRENT PHASE

8-Financial Closeout

RISK LEVEL

No Risk

PROJECT UPDATE

This reporting period will not change. A CLPO will be created to closeout this PO. No action has been taken by the A/E to revive the DCO.

The A/E submitted a DCO under PCO-12 which was voided. The A/E did not have any document attached to this process was informed that they can submit through a new one. The A/E has not responded to this comment.

The A/E informed ORPM that they will be reviewing all processes in their court to understand it will take some time. No changes this reporting period.
The A/E submitted a DCO, and the CO manager has requested documents to review and assess this request. However, due to an emergency medical leave, the A/E has not yet proceeded with submitting the required documents. This phase will not change.

The communication with the A/E it seems this firm was approved additional service through PCO 4 in May 2023. This process was not completed and the CO manager requested the A/E submit certain documents to review and assess the requested DCO hours and amount. The CLPO was voided.

The110B executed 5/2/2023, the Certificate of Final Inspection (209) was fully executed 10/25/23.

PROJECT SCOPE

Re-Roofing: Building 1, 2, & 3
Test and Balancing: Building 1
MEP support for Re-roofing: Buildings 1 & 3.
Remove and Reinstall the Existing Lightning Protection System: Buildings 1, 2, & 3
Test and Balancing: Building 4

BUDGET

	Current Budget	Actuals	Remaining Budget
Pre Construction	$235,000	$177,195	$57,805
Construction	$6,146,329	$6,121,620	$24,709
Contingency	$371,446	$0	$371,446
Project Total:	**$6,752,775**	**$6,298,815**	**$453,960**

FLAG:

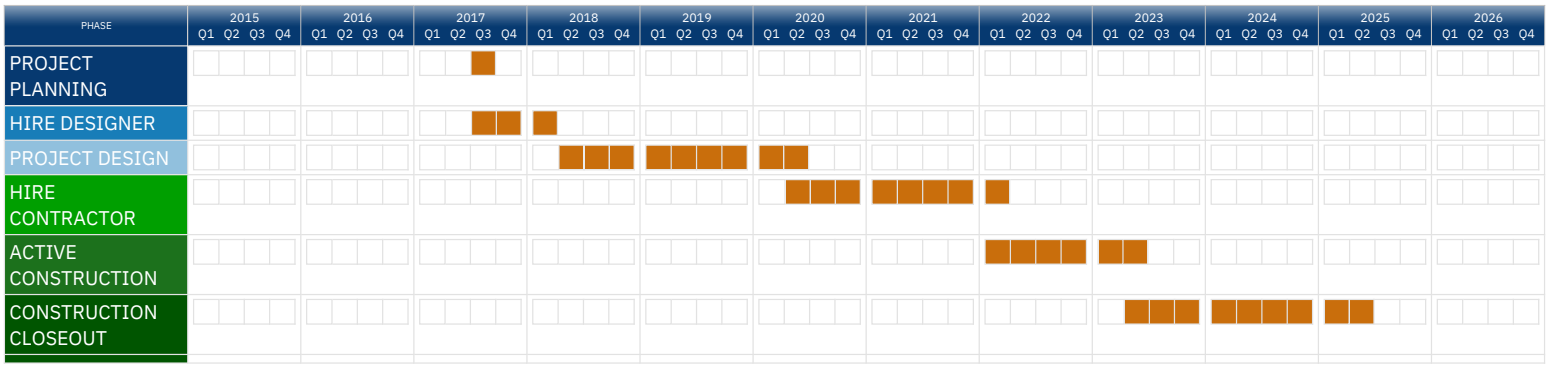

Coral Springs High School

Address 7201 W SAMPLE ROAD, CORAL SPRINGS 33065
Board District: 4
ADEFP Budget: $15,920,893

Location Num: 1151
Board Member: Lori Alhadeff
Total Facilities Budget (Sum of Projects): $14,934,868

PRIMARY RENOVATIONS P.001765 Coral Springs HS - SMART Program Renovations

CURRENT PHASE

5B-Construction

RISK LEVEL

PROJECT UPDATE

BUILDING 1 WORK
1. Renovation Restrooms 630 A&B:
a. Interior wall framing completed.
b. Repairs were done to electrical/fire alarm conduits in the ceiling due to previously performed asbestos abatement.
c. Preparing for fireproof spraying above ceiling.
d. Continued rough plumbing installation.

BUILDING 2 WORK,
1. New Chillers Glycol Makeup System: installation completed, now pending final inspection.
2. New Emergency Generator: now pending synchronizing and final inspection.
3. Remove 1 set of 2 sets of exterior double doors in preparation for installation of new doors.

PROJECT SCOPE

Provide additional Sprinkler heads in selected rooms of Building 1.
RE-Roofing and related repairs to Buildings 1,2,4, and 10.
Painting Exterior Walls on Buildings 2,4,10, and 11
Restroom renovations at 630a & 630b.
Renovate STEM Labs and advanced Culinary Kitchen in Building 3.
HVAC improvements and Chiller replacements
Electrical improvements throughout.

BUDGET

	Current Budget	Actuals	Remaining Budget
Pre Construction	$1,034,051	$1,020,385	$13,666
Construction	$13,877,918	$12,999,556	$878,362
Contingency	$22,899	$0	$22,899
Project Total:	**$14,934,868**	**$14,019,941**	**$914,927**

FLAG:

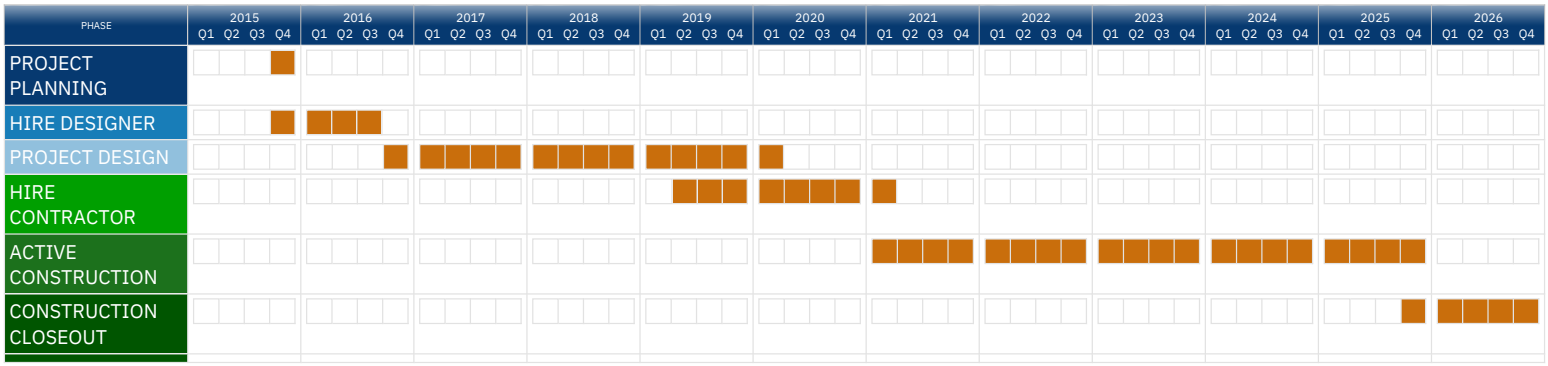

AECOM ATKINS

BROWARD County Public Schools

Coral Springs Middle School

Address 10300 W WILES ROAD, CORAL SPRINGS 33076
Board District: 4
ADEFP Budget: $21,853,406

Location Num: 2561
Board Member: Lori Alhadeff
Total Facilities Budget (Sum of Projects): $21,264,665

PRIMARY RENOVATIONS P.001979 Coral Springs MS - SMART Program Renovations

CURRENT PHASE

5B-Construction

RISK LEVEL

PROJECT UPDATE

- Area 6 - Above ceiling work in completed for Corridor 17; pending above ceiling inspections
- Media Center - AHU 11 and 12 unit installation completed, only ductwork connection pending; wall of room 115 demolished
- Roof deck demolition and replacement completed over administration suite

PROJECT SCOPE

Re-roofing at Building 1.
Re-painting at Buildings 1,3,4,5, and 6.
HVAC Improvements- Component Replacement at Buildings 1,4 and 5.
Media Center Improvements & ADA Restrooms Renovations at Building 1.

BUDGET

	Current Budget	Actuals	Remaining Budget
Pre Construction	$862,974	$769,491	$93,483
Construction	$20,401,691	$15,942,964	$4,458,727
Project Total:	**$21,264,665**	**$16,712,455**	**$4,552,210**

FLAG: BUDGET, Reason: Budget Adjustment

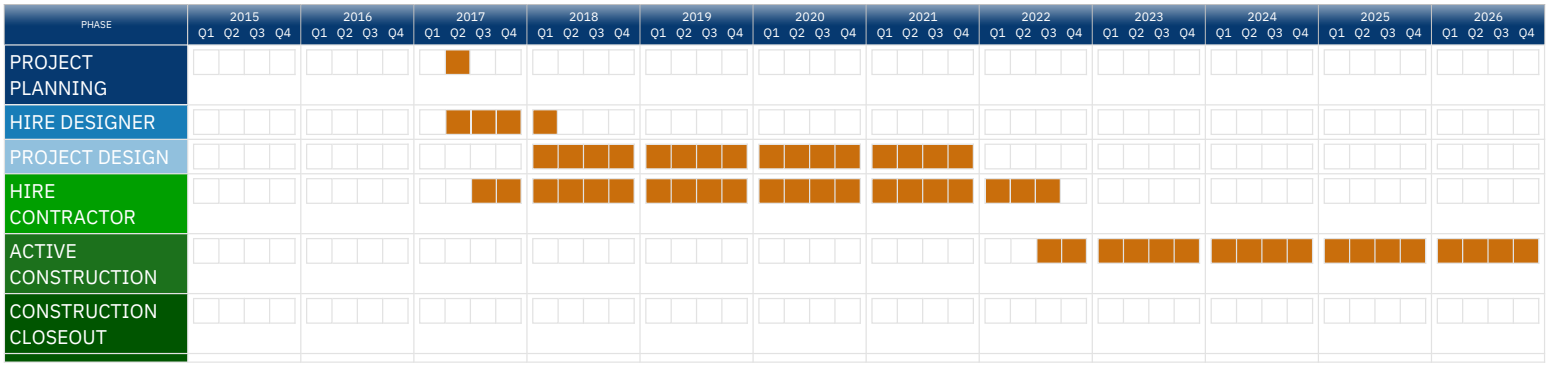

AECOM ATKINS

BROWARD County Public Schools

Coral Springs Pre-K - 8 (f.k.a. Coral Springs Elementary)

Address 3601 NW 110 AVENUE, CORAL SPRINGS 33065
Board District: 4
ADEFP Budget: $4,626,544

Location Num: 2551
Board Member: Lori Alhadeff
Total Facilities Budget (Sum of Projects): $6,149,340

PRIMARY RENOVATIONS P.001982 Coral Springs Pre K-8 - SMART Program Renovations

CURRENT PHASE

5B-Construction

RISK LEVEL

PROJECT UPDATE

- Soil and Sod added to exterior of chiller enclosure
- Building Final Inspection Passed

PROJECT SCOPE

Building Envelope Improvements- Re-roofing at Buildings 2, 4 & 5.
Building Envelope Improvements- Exterior painting at Building 1,3,4,6, & 78.
HVAC Improvements at Buildings 1,3,6 & 85.
Media Center Improvements at Building 1.

BUDGET

	Current Budget	Actuals	Remaining Budget
Pre Construction	$230,000	$195,130	$34,870
Construction	$5,853,976	$5,683,529	$170,447
Contingency	$65,364	$0	$65,364
Project Total:	**$6,149,340**	**$5,878,659**	**$270,681**

FLAG:

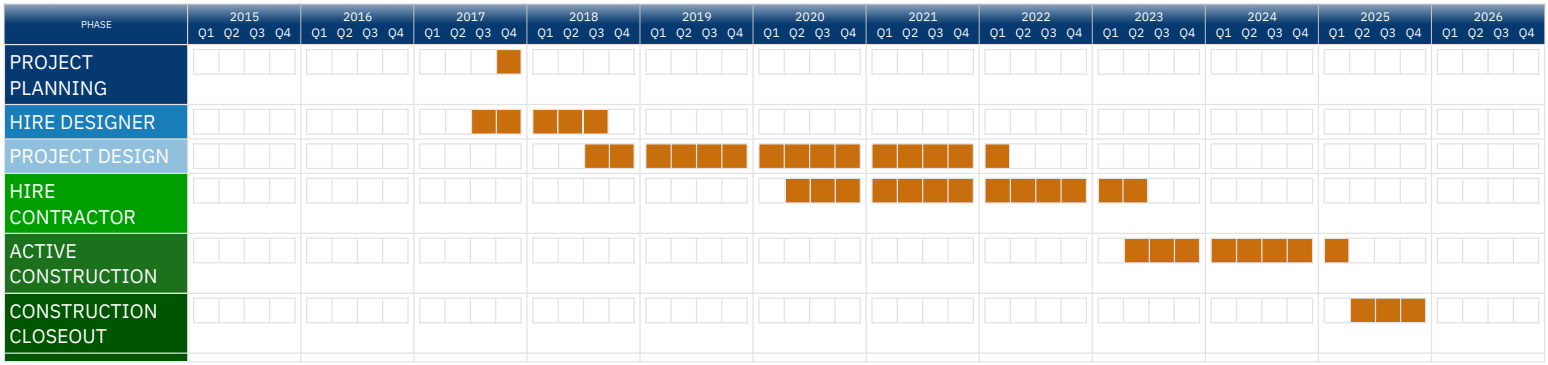

AECOM ATKINS

BROWARD County Public Schools

Country Hills Elementary School

Address 10550 WESTVIEW DRIVE, CORAL SPRINGS 33076
Board District: 4
ADEFP Budget: $6,508,219

Location Num: 3111
Board Member: Lori Alhadeff
Total Facilities Budget (Sum of Projects): $5,777,501

PRIMARY RENOVATIONS P.002063 Country Hills ES - SMART Program Renovations

CURRENT PHASE

5B-Construction

RISK LEVEL

PROJECT UPDATE

BLD 2 FCU 2-4 ceiling requires grid and tile setback with light fixture - Completed
BLD 2 FCU 2-2 Replacement completed. Abandonment pending GC costs & A/E plan submittals.
BLD 2 AHU 2-2 Fresh air ducting modifications, * delayed due to lack Mech-Sub ducting fabrication & install
BLD 3 AHU 3-1 & 3-2 Media Center - Stand up review direction to AE & GC revised Plans & Costs associated. Probable Summer 25. Proposal currently with AE for approval.
HVAC Commissioning
Test & Balance Campus wide pending results

PROJECT SCOPE

Building Envelope Improvements (Roof, Window, Ext Wall, etc.)
Fire Sprinklers
HVAC Improvements

BUDGET

	Current Budget	Actuals	Remaining Budget
Pre Construction	$417,086	$334,721	$82,365
Construction	$5,294,916	$5,176,474	$118,442
Contingency	$65,499	$0	$65,499
Project Total:	**$5,777,501**	**$5,511,195**	**$266,306**

FLAG:

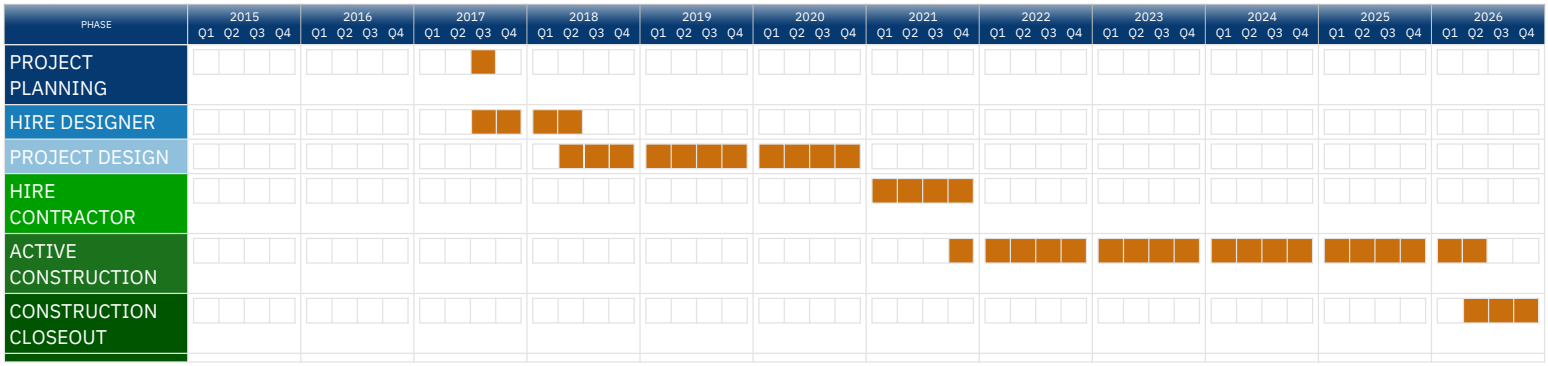

AECOM ATKINS

BROWARD County Public Schools

Country Isles Elementary School

Address 2300 COUNTRY ISLES ROAD, WESTON 33326
Board District: 6
ADEFP Budget: $1,759,659

Location Num: 2981
Board Member: Brenda Fam, Esq
Total Facilities Budget (Sum of Projects): $1,239,660

PRIMARY RENOVATIONS P.002002 Country Isles ES - SMART Program Renovations

CURRENT PHASE

5B-Construction

RISK LEVEL

PROJECT UPDATE

Fire Alarm Shop Drawings returned with comments, Revise & Resubmit.
SPRING BREAK - ----------
BLD 5 Fire Alarm Tech removed power supply for North Portables, made wire terminations and checked for continuity
BLD 1 Fire Alarm Tech working on the fire alarm terminal cabinet in main office.
BLD 1 & 3 Electricians terminating the voice and data wires to the mother boards.

PROJECT SCOPE

Fire Alarm Improvement: Buildings 1 through 10, 11, 12, 80, 99
Mechanical Improvements: Campus-wide Test and Balance.
Media Center Improvements (including flooring, paint, and bookshelves)
Two restroom renovations (plumbing, partition walls, fixture. wall and floor tiles upgrade).

BUDGET

	Current Budget	Actuals	Remaining Budget
Pre Construction	$88,299	$51,449	$36,850
Construction	$1,140,619	$942,199	$198,420
Contingency	$10,742	$0	$10,742
Project Total:	**$1,239,660**	**$993,648**	**$246,012**

FLAG: SCHEDULE, Reason: Contractor Delay

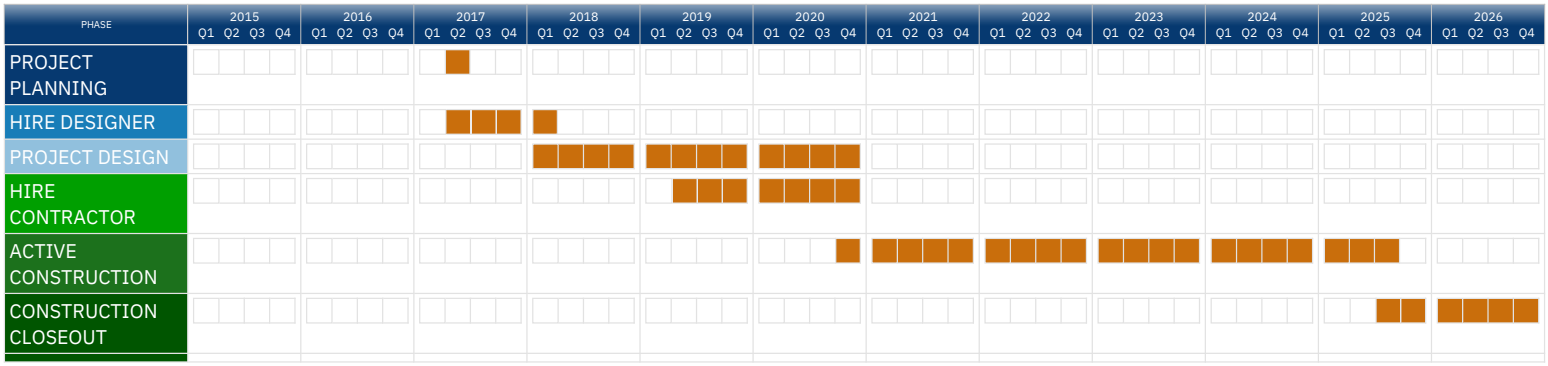

AECOM ATKINS

BROWARD County Public Schools

Cresthaven Elementary School

Address 801 NE 25 STREET, POMPANO BEACH 33064
Board District: 7
ADEFP Budget: $4,862,121

Location Num: 0901
Board Member: Nora Rupert
Total Facilities Budget (Sum of Projects): $8,783,680

PRIMARY RENOVATIONS P.001676 Cresthaven ES - SMART Program Renovations

CURRENT PHASE

5B-Construction

RISK LEVEL

PROJECT UPDATE

Test & Balance report complete.
Commissioning in progress, projected to complete week of 4/1/25.

PROJECT SCOPE

Re-roofing at Buildings 1,2,3,4,5, and 6.
Exterior painting at Buildings 1,3,4, and 5.
Alum. Covered Walkway Repairs at Buildings 1,5, & 78.
ADA Restrooms Improvements at Buildings 1.
HVAC Improvements- Components replace at Buildings 1,3,4,5,6 & 78 including (7) AHUs, (25) FCUs, and (3) DX splits.

BUDGET

	Current Budget	Actuals	Remaining Budget
Pre Construction	$461,300	$373,851	$87,449
Construction	$8,016,201	$7,619,504	$396,697
Contingency	$306,179	$0	$306,179
Project Total:	**$8,783,680**	**$7,993,355**	**$790,325**

FLAG:

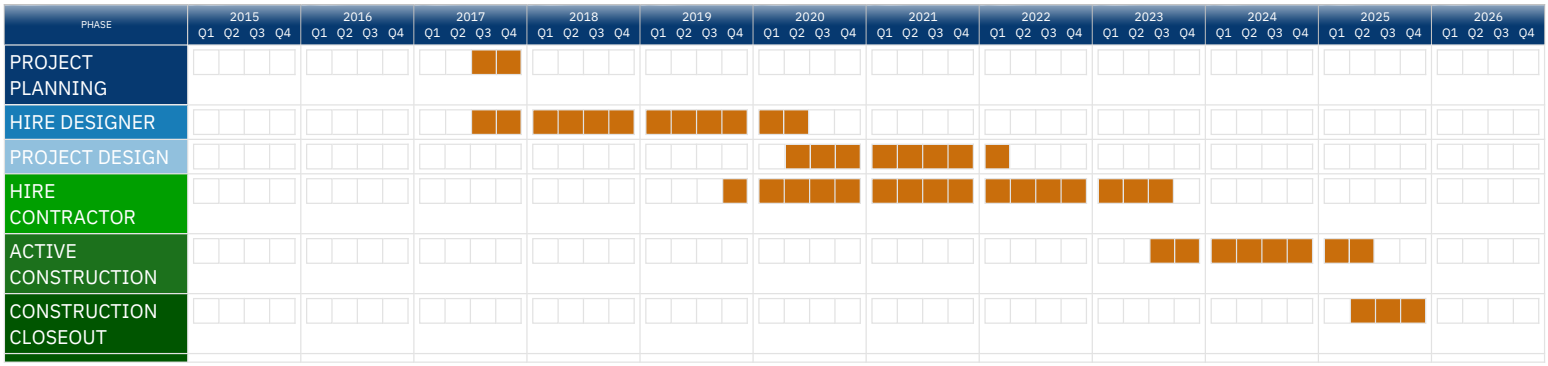

Croissant Park Elementary School

Address 1800 SW 4 AVENUE, FORT LAUDERDALE 33315
Board District: 3
ADEFP Budget: $6,665,884

Location Num: 0221
Board Member: Sarah Leonardi
Total Facilities Budget (Sum of Projects): $6,203,910

PRIMARY RENOVATIONS P.002086 Croissant Park ES - SMART Program Renovations

CURRENT PHASE

7-Final Completion

RISK LEVEL

No Risk

PROJECT UPDATE

This reporting phase will not change the GC submitted their final invoice. Pending the warranty walkthrough report from the A/E to start the PO closeout .

The EOR approved the test & balance report the commissioning agent rewrote the report and sent it to the BD for approval. Pending their signature to expedite the OEF 209.

Prior reporting period. The building department requested all the test and balance reports listed on page M-0.03 of the mechanical drawings to review and process the OEF 209. The commissioning agent is waiting on the test and balance from the subcontractor on the missing hydronic test for the air handlers. PCO 22 for Extended CA services Hold For PCO/CO Bundling. PCO 20 TIA in GC review court the was requested to be rejected due to several reasons.

The OEF 110B was executed by the Chief Building Official on 9/24/24.
The OEF 209 was executed by the building department on 1/24/25.

PROJECT SCOPE

Building Envelope Improvements (Roof, Window, Ext Wall, etc.)
Fire Alarm
Fire Sprinklers
HVAC Improvements

BUDGET

	Current Budget	Actuals	Remaining Budget
Pre Construction	$348,000	$328,198	$19,802
Construction	$5,762,924	$5,743,989	$18,935
Contingency	$92,986	$0	$92,986
Project Total:	**$6,203,910**	**$6,072,187**	**$131,723**

FLAG:

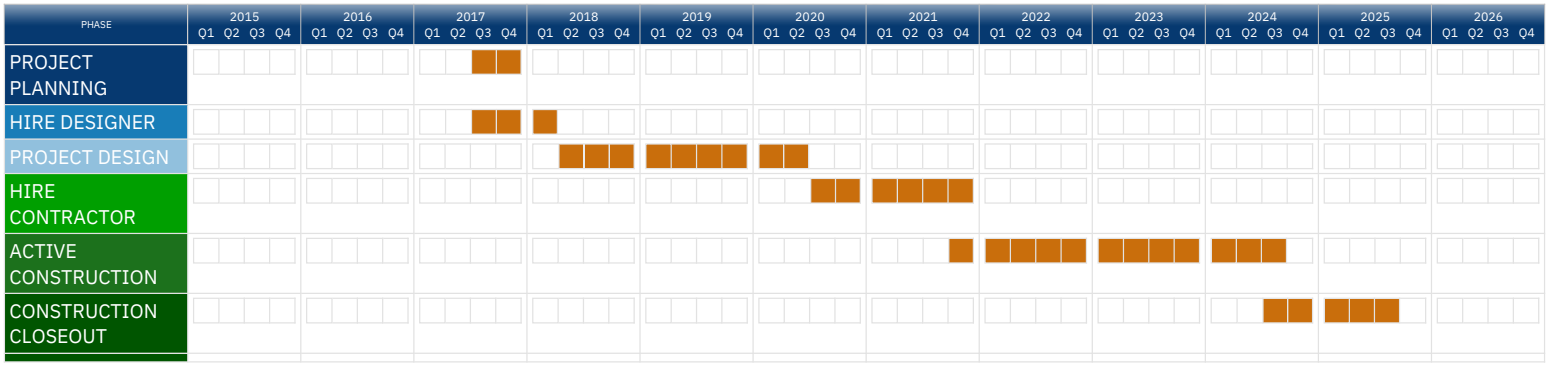

AECOM ATKINS

BROWARD County Public Schools

Cross Creek School

Address 1010 NW 31ST AVENUE, POMPANO BEACH 33069
Board District: 7
ADEFP Budget: $2,161,009

Location Num: 3222
Board Member: Nora Rupert
Total Facilities Budget (Sum of Projects): $1,921,500

PRIMARY RENOVATIONS P.002081 Cross Creek School - SMART Program Renovations

CURRENT PHASE

5B-Construction

RISK LEVEL

PROJECT UPDATE

1) The school is on Fire Watch per Fire Marshall.
2) Troubleshooting continues

PROJECT SCOPE

Exterior Painting (including soffits): Buildings 1, 2, 4, 5, 6, & 7
HVAC Improvements: Buildings 1 (Chiller, Pump, Piping, & HVAC Components)
Concrete Pads for Chillers

BUDGET

	Current Budget	Actuals	Remaining Budget
Pre Construction	$180,490	$127,447	$53,043
Construction	$1,641,020	$1,631,883	$9,137
Contingency	$99,990	$0	$99,990
Project Total:	**$1,921,500**	**$1,759,330**	**$162,170**

FLAG:

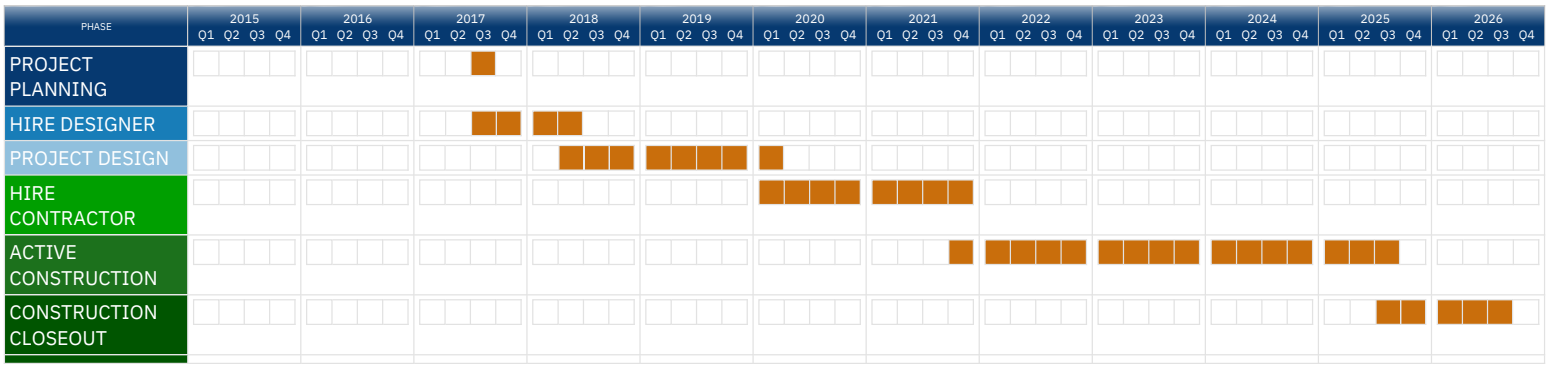

AECOM ATKINS

BROWARD County Public Schools

Crystal Lake Middle School

Address 3551 NE 3 AVENUE, POMPANO BEACH 33064
Board District: 7
ADEFP Budget: $3,128,321

Location Num: 1871
Board Member: Nora Rupert
Total Facilities Budget (Sum of Projects): $2,603,321

PRIMARY RENOVATIONS P.000816 Crystal Lake MS - SMART Program Renovations

CURRENT PHASE

5B-Construction

RISK LEVEL

PROJECT UPDATE

1. Fire Alarm in progress.
2. Punch list and deficiency items as per final inspection report in progress.

PROJECT SCOPE

Exterior Stucco Replacement - Bldg. 1 & 2.
Exterior Painting - Bldg. 1 & 2.
Exterior Covered Walkway Repair - new gutter system and downspout (existing ones to be capped).
Full Fire Alarm Replacement
Media Center Renovation - Bldg. 1 - new carpet, paint, sink/cabinet replacement, eyewash station removal, video equipment relocated.
Music Lab Renovation - Bldg. 1 - Sound wall removal, new carpet/tile, ceiling tiles, sink cabinet removal, new door/hardware
Art Lab Renovation - Bldg. 1 - Paint, existing FF&E to be removed, tiling under mill work, sliding board, shelving, refinish sink cabinet and cabinets.
ADA Improvements - Bldg. 1
Exhaust Fan Replacement (8)
Wall Mounted AC Unit Replacements (Rooms 851, 854, 859)

BUDGET

	Current Budget	Actuals	Remaining Budget
Pre Construction	$208,000	$164,570	$43,430
Construction	$2,203,152	$2,078,199	$124,953
Contingency	$192,169	$0	$192,169
Project Total:	**$2,603,321**	**$2,242,769**	**$360,552**

FLAG:

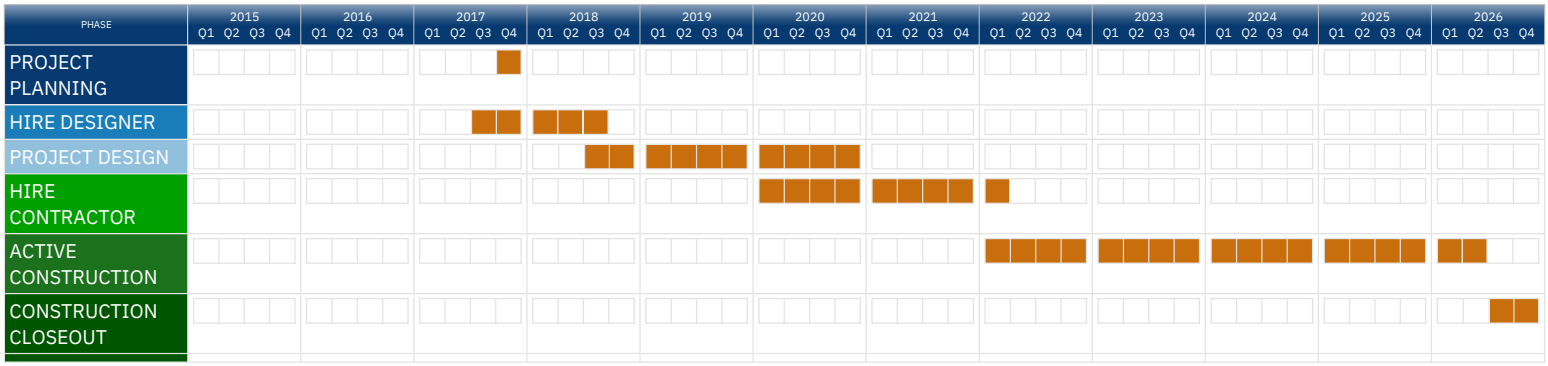

AECOM ATKINS

BROWARD County Public Schools

Cypress Bay High School

Address 18600 VISTA PARK BOULEVARD, WESTON 33332
Board District: 6
ADEFP Budget: $36,013,853

Location Num: 3623
Board Member: Brenda Fam, Esq
Total Facilities Budget (Sum of Projects): $32,706,358

PRIMARY RENOVATIONS P.001774 Cypress Bay HS - SMART Program Renovations

CURRENT PHASE

6-Substantial Completion

RISK LEVEL

PROJECT UPDATE

No changes this reporting period. The PMOR for the closeout department is meeting with the PMOR to understand why the GC has not completed the deficiencies and why a notice has not been submitted. During this process the PMOR previously mentioned they are communicating with the GC to address the pending deficiencies. The PCO for the door and hardware is in scheduler review.

The ORPM is in contact with the GC to address these failed inspections. Several are scheduled for the upcoming reporting period December 2024.

No changes in this reporting phase. This project has nine inspections to be processed and only four has entire project. The FA passed on all floors pending the final inspection to be scheduled for this discipline. Building inspection failed due to the door hardware the doors hit each other when closing, this inspection as performed on 11.13 and has not been rescheduled. Other inspections failed due to drawing not showing new layout of fire line.
An email was sent to the A/E to enter the dates of all punch list items that have been completed and inspection final.

The contractor has scheduled a function test for a pull station that was moved a few inches. Which will satisfy the final fire safety and schedule the entire project inspection for the OEF 209 to be submitted.

Ongoing - The A/E and GC have been addressing the pending punch list items. The ORPM submitted the 01770d to the A/E to insert the completion dates for each item completed. The GC submitted a CCD due to an error of the installation of door hardware was incorrect and was asked to be removed and reinstalled with the correct/approved hardware by PPO. This is in estimator review. Project delays continue due to outstanding A/E inspections and certifications.

The 110B was executed by the Building Department on July 19, 2022.

PROJECT SCOPE

New Classroom Addition, Phase 2.

BUDGET

	Current Budget	Actuals	Remaining Budget
Pre Construction	$2,189,550	$2,092,853	$96,697
Construction	$30,323,425	$29,835,896	$487,529
Contingency	$193,383	$0	$193,383
Project Total:	**$32,706,358**	**$31,928,749**	**$777,609**

FLAG:

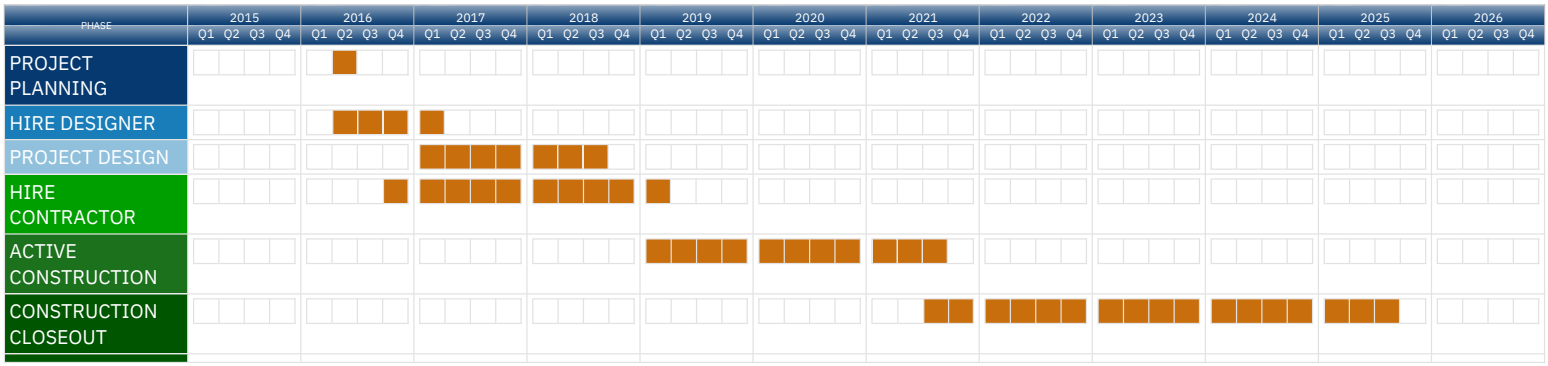

AECOM ATKINS

BROWARD County Public Schools

Dania Elementary School

Address 300 SE 2 AVENUE, DANIA 33004
Board District: 1
ADEFP Budget: $2,861,000

Location Num: 0101
Board Member: Maura McCarthy Bulman
Total Facilities Budget (Sum of Projects): $3,474,000

PRIMARY RENOVATIONS P.002061 Dania ES - SMART Program Renovations

CURRENT PHASE

5B-Construction

RISK LEVEL

No Risk

PROJECT UPDATE

1. Canopy walkway completed.
2. Site meetings with FPL for spring break panel replacement D-7 & summer switch gear replacement.

PROJECT SCOPE

Phase 1: Art Room and Media Center Renovation: Building 1
Demolition: Buildings 8.
Electrical Improvements:
- Emergency Lighting: Buildings 1, 3, 4, 5, 7, & 9
- Exit Signage: Buildings 1, 3, 4, & 5
- Light Poles: Building 1
- Receptacles: Buildings 1, 3, 4, 6, 9, & 11
- Install New MDP-1 and TC: Building 1
- Install New DPLP7 and 7L1: Building 7
- Exterior Lighting: Buildings 1, 3, 4, 7, 9, 10, & 11

Brick Exterior Replacement: Building 1
Painting: Building 1, 3, 4, 5, 7, & 11
Replace Exterior Door Hardware in Buildings 1, 3, 5, 6, 7, & 11
Re-roofing: Buildings 10 (1,109 Sq. Ft), & 11 (207 Sq. Ft).

BUDGET

	Current Budget	Actuals	Remaining Budget
Pre Construction	$271,560	$228,602	$42,958
Construction	$2,865,742	$2,648,969	$216,773
Contingency	$46,698	$0	$46,698
Project Total:	**$3,184,000**	**$2,877,571**	**$306,429**

FLAG:

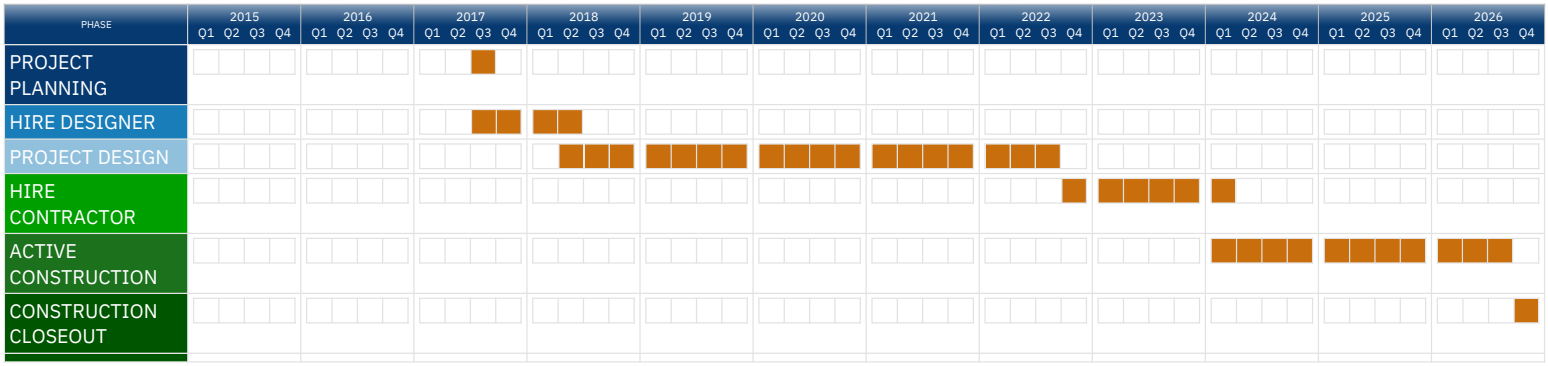

AECOM ATKINS

BROWARD County Public Schools

Dania Elementary School

Address 300 SE 2 AVENUE, DANIA 33004
Board District: 1
ADEFP Budget: $2,861,000

Location Num: 0101
Board Member: Maura McCarthy Bulman
Total Facilities Budget (Sum of Projects): $3,474,000

PRIMARY RENOVATIONS P.002061-DEM Dania ES - SMART Demolition of Bldg 2

CURRENT PHASE

5A-Construction

RISK LEVEL

No Risk

PROJECT UPDATE

1. CMT submitted.
2.. Scheduled for April 2025 Board review.

PROJECT SCOPE

Demolition of Building 2.
Grade and sod area.

BUDGET

	Current Budget	Actuals	Remaining Budget
Pre Construction	$89,952	$60,468	$29,484
Construction	$200,048	$0	$200,048
Project Total:	**$290,000**	**$60,468**	**$229,532**

FLAG:



AECOM ATKINS

BROWARD County Public Schools

Dave Thomas Education Center - East

Address 180 SW 2ND STREET, POMPANO BEACH 33060
Board District: 7
ADEFP Budget: $2,876,494

Location Num: 3651
Board Member: Nora Rupert
Total Facilities Budget (Sum of Projects): $2,619,494

PRIMARY RENOVATIONS P.001972 Dave Thomas Educational Center, East - SMART Program Renovations

CURRENT PHASE

8-Financial Closeout

RISK LEVEL

No Risk

PROJECT UPDATE

There is an ongoing legal process related to this project. District counsel has recommended leaving the PO open until the process is completed or a settlement is agreed upon. Due to the ongoing legal process this project will not require a OEF 110B or 209.

The contractor has completely demobilized. All remaining project materials have been handed to the owner.
Recommendation for termination in process

PROJECT SCOPE

Building Envelope Building 01 roof replacement and exterior painting
HVAC improvements Building 01 replace 12 RTU and dedicated outside air units with corresponding ductwork

BUDGET

	Current Budget	Actuals	Remaining Budget
Pre Construction	$78,029	$63,829	$14,200
Construction	$2,523,676	$2,026,250	$497,426
Contingency	$17,789	$0	$17,789
Project Total:	**$2,619,494**	**$2,090,079**	**$529,415**

FLAG:

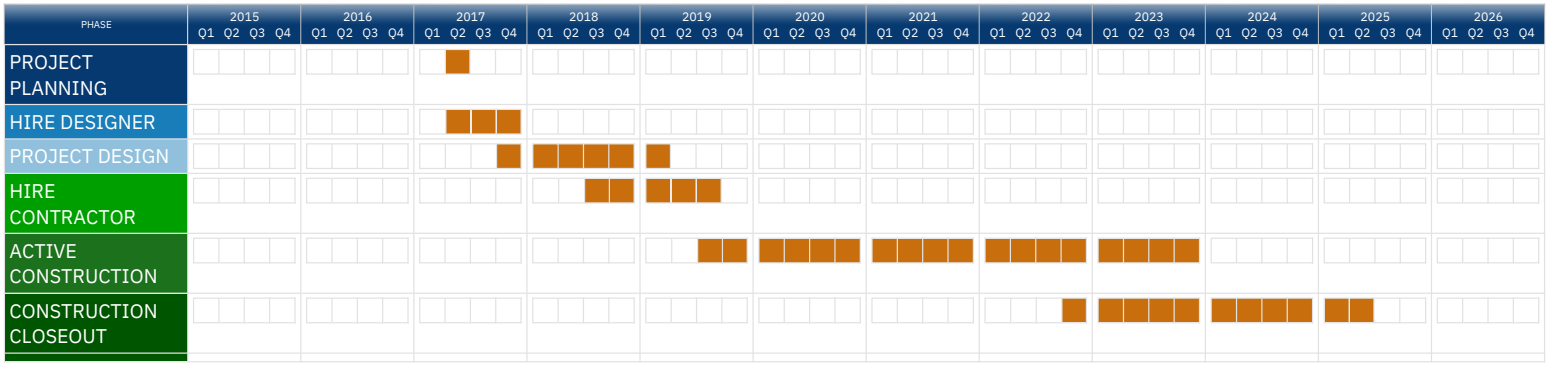

Deerfield Beach Elementary School

Address 650 NE 1 STREET, DEERFIELD BEACH 33441
Board District: 7
ADEFP Budget: $6,416,045

Location Num: 0011
Board Member: Nora Rupert
Total Facilities Budget (Sum of Projects): $5,611,445

PRIMARY RENOVATIONS P.001820 Deerfield Beach ES - SMART Program Renovations

CURRENT PHASE

5B-Construction

RISK LEVEL

PROJECT UPDATE

Received the ASI, and the AOR was transferred to Song (A/E) - the Builder Department permitted it. The construction PM would setup inspections for the Project

PROJECT SCOPE

1) Campus Wide Fire Alarm system replacement.

2) Building 9:
- Exterior Doors and Windows

3) HVAC Improvements:
- Building 13: Replacement of two (2) AHUs
- Building 8: A new split A/C unit
- Tie-downs of various pieces of existing roof equipment.

4) Media Center renovations including flooring, celling, lighting, windows and door replacement, and FF&E.

5) Building 1 (Historic) renovations include lead paint removal and exterior painting, new fire sprinklers, four (4) group restrooms, structural repairs, flooring repairs, exterior walkways, installation of new classroom ductwork, new electrical system and equipment, new ceilings and light fixtures, new stair tower, replacement of all gates, handrails, and guardrails, and new FF&E.

BUDGET

	Current Budget	Actuals	Remaining Budget
Pre Construction	$766,521	$483,950	$282,571
Construction	$4,646,681	$2,737,985	$1,908,696
Contingency	$198,243	$0	$198,243
Project Total:	**$5,611,445**	**$3,221,935**	**$2,389,510**

FLAG:

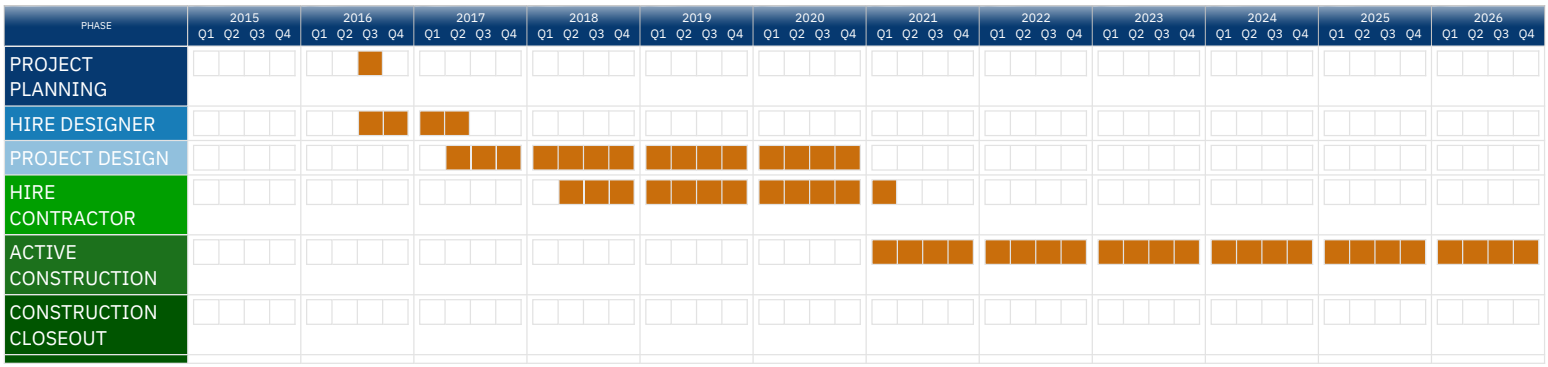

AECOM ATKINS

BROWARD County Public Schools

Deerfield Beach High School

Address 910 SW 15 STREET, DEERFIELD BEACH 33441
Board District: 7
ADEFP Budget: $12,535,400

Location Num: 1711
Board Member: Nora Rupert
Total Facilities Budget (Sum of Projects): $14,414,379

PRIMARY RENOVATIONS P.001694 Deerfield Beach HS - SMART GOB Renovations

CURRENT PHASE

5B-Construction

RISK LEVEL

PROJECT UPDATE

Installing feeder conduit at building 1 canopy, completion projected in two weeks
Relocating electric panels in rooms 203, & 173: Panels CL3, BB, & 2B relocations required
Outside air intake installation at room 173 projected completion in 2 days
PPO assistance required to trace and relocate what appears to be romex cables from the electric panel in room 203. PMOR sent email and spoke to PPO requesting same
Duct detectors scheduled for installation at units 2-7, & 2-8 week of 4/7/25.
PPO assistance required to ID panels/circuits feeding portables planned for demolition by PPO
Ductwork for unit 2-9 to begin week of 4/1/25

PROJECT SCOPE

The replacement of existing air handling units and other equipment in Buildings # 1, #2, #5, #6, #8, #9 and #12 including incidental general construction, electrical, plumbing and fire protection work necessary to accommodate the proposed new equipment.
The installation of new, replacement, electrical Panel boards and transformers as well as relocation of existing electrical equipment necessary to accommodate proposed HVAC work. Re-roofing of Building #12.

BUDGET

	Current Budget	Actuals	Remaining Budget
Pre Construction	$699,291	$663,386	$35,905
Construction	$6,606,751	$5,885,955	$720,796
Contingency	$53,357	$0	$53,357
Project Total:	**$7,359,399**	**$6,549,341**	**$810,058**

FLAG: SCHEDULE, Reason: Contractor Delay

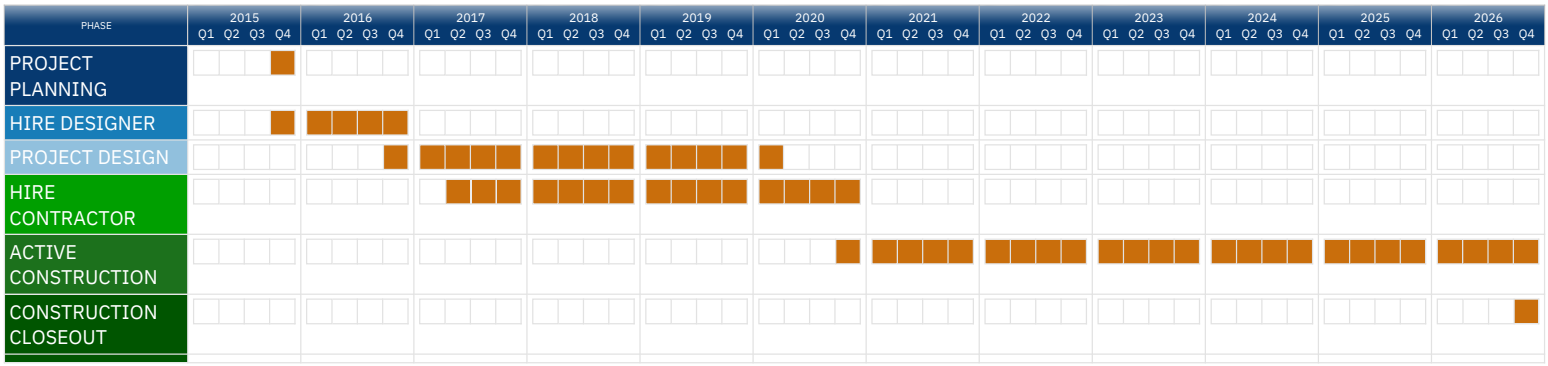

Deerfield Beach High School

Address 910 SW 15 STREET, DEERFIELD BEACH 33441
Board District: 7
ADEFP Budget: $12,535,400

Location Num: 1711
Board Member: Nora Rupert
Total Facilities Budget (Sum of Projects): $14,414,379

PRIMARY RENOVATIONS P.002134 Deerfield Beach HS - SMART Program Renovations

CURRENT PHASE

5B-Construction

RISK LEVEL

PROJECT UPDATE

Exterior painting at building 9
Walk-in refrigerator, includes transition from refrigerator to the freezer
Complete ductwork for kitchen hood within two weeks, supply ductwork pending
Roof top units are complete
Condensate lines from roof are complete
Electrical rough installed above ceiling
Ductwork return welded and in place and insulated for the kitchen hood

PROJECT SCOPE

Exterior Painting: Buildings 1, 2, 3, 5, 6, 8, 9, 10, 11, 12, 13, and 17.
Exterior Lighting Replacement: Buildings 1, 2, 11, and 13.
Media and Stem Lab Renovations (Culinary Room): Building 1.
ADA Restroom Renovation: Buildings 1,2 and 9.
Door and Window Repairs: Buildings 1 and 2.
Security Camera Installation: Building 99.

BUDGET

	Current Budget	Actuals	Remaining Budget
Pre Construction	$405,000	$359,065	$45,935
Construction	$6,513,947	$5,275,177	$1,238,770
Contingency	$136,033	$0	$136,033
Project Total:	**$7,054,980**	**$5,634,242**	**$1,420,738**

FLAG:

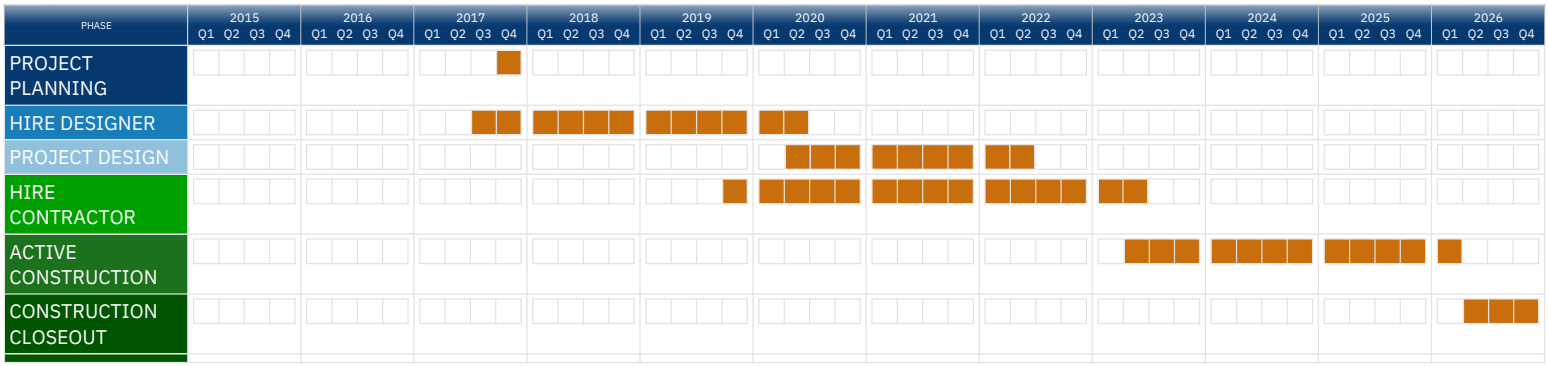

Deerfield Beach Middle School

Address 701 SE 6 AVENUE, DEERFIELD BEACH 33441
Board District: 7
ADEFP Budget: $11,787,470

Location Num: 0911
Board Member: Nora Rupert
Total Facilities Budget (Sum of Projects): $11,016,941

PRIMARY RENOVATIONS P.002142 Deerfield Beach MS - SMART Program Renovations

CURRENT PHASE

5B-Construction

RISK LEVEL

PROJECT UPDATE

Construction Trailer installation completed.
Shop drawings review on going. A stand up review is being scheduled to address FA and Mechanical comments.
Rough Fire Alarm conduit installation ongoing.

PROJECT SCOPE

Replace fire alarm system, all buildings.
Replace windows
Stucco and paint
Min HVAC (condenser, heater and duct work)

BUDGET

	Current Budget	Actuals	Remaining Budget
Pre Construction	$463,413	$352,282	$111,131
Construction	$5,191,758	$2,114,830	$3,076,928
Contingency	$94,829	$0	$94,829
Project Total:	**$5,750,000**	**$2,467,112**	**$3,282,888**

FLAG:

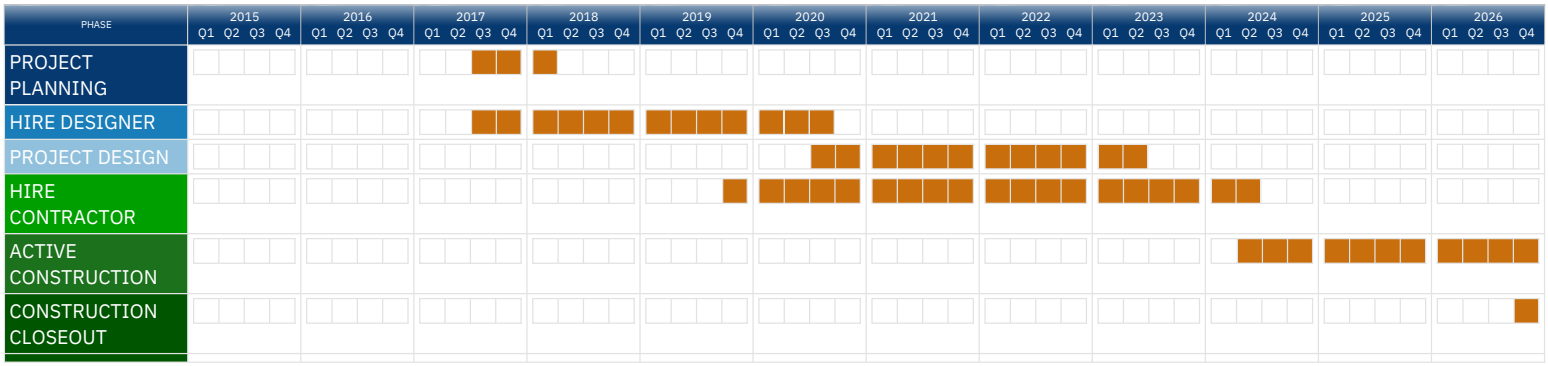

Deerfield Beach Middle School

Address 701 SE 6 AVENUE, DEERFIELD BEACH 33441
Board District: 7
ADEFP Budget: $11,787,470

Location Num: 0911
Board Member: Nora Rupert
Total Facilities Budget (Sum of Projects): $11,016,941

PRIMARY RENOVATIONS P.002142-FSP Deerfield Beach MS - SMART Fire Sprinklers

CURRENT PHASE

5B-Construction

RISK LEVEL

PROJECT UPDATE

The project commenced with the permit issuance on September 20, 2023, followed by mobilization and construction starting on November 16, 2023. Interior piping installation in Building #1's North section was completed by November 6, 2023. The sprinkler system in the North wing was finished, and the focus shifted to Sprinkler System #2 in the West wing. Building #1's fire sprinkler system passed the pressure test, and the FDC and Mechanical room connections were completed. The primary work scope concluded, pending JCI's fire alarm shop drawings for sprinkler-FA panel connection, while Francis Engineering confirmed providing sprinkler connections per inspector comments. JCI's electronic SD copy was received, awaiting Francis Engineering's hard set for BD review. BD returned FA Shop Drawings needing revisions and sent them back to JCI. Revised shop drawings from the FA contractor are awaited for final inspections. FA shop drawings were approved, and the contractor is working with JCI on FA panel programming and final inspections, with panel programming as the final step.
The FA panel programming is finished, and PPO is now addressing the existing errors at the FA panel to finalize the inspection.
Awaiting PPO to address the issues in the FA panel. Pending final inspection.
The issues still need to be resolved by PPO to proceed with the final inspections.
The issue with the FA panel must be resolved to allow the contractor to proceed with the final inspections.
The FA panel issues have been resolved by PPO, and the contractor will proceed with the final inspections.

PROJECT SCOPE

Install a new Sprinkler System in Building #1

BUDGET

	Current Budget	Actuals	Remaining Budget
Pre Construction	$6,298	$1,268	$5,030
Construction	$683,702	$672,020	$11,682
Project Total:	**$690,000**	**$673,288**	**$16,712**

FLAG:



Deerfield Beach Middle School

Address 701 SE 6 AVENUE, DEERFIELD BEACH 33441
Board District: 7
ADEFP Budget: $11,787,470

Location Num: 0911
Board Member: Nora Rupert
Total Facilities Budget (Sum of Projects): $11,016,941

PRIMARY RENOVATIONS P.002778 Deerfield Beach MS - Roofing Building 1, 3, 4, 9 - SMART Program

CURRENT PHASE

6-Substantial Completion

RISK LEVEL

No Risk

PROJECT UPDATE

This reporting period will not change. The GC is completing the uploading of the OEF 209. The GC was informed that they need to upload the warranties in their respective areas, as they did not follow the grid.

-Bldgs 1, 3, 4, & 9: Roofing work is complete and final.
-2/3/25: Roofing final for the entire project passed.
-2/10/25: Project Closeout Process (PCP-1) initiated in eBuilder.
-The 110b was submitted to the AE for signature.
-On 2/20/25: the AE-signed 110b was uploaded to PCP-1.
-2/21/25: The Commissioning Report was uploaded to PCP-1 and PCP-1 with the 110b was submitted to the Building Dept. for approval.
-2/28/25: The 110b was approved by the Building Dept.

PROJECT SCOPE

Roofing carve-out - Bldgs. 1, 3, 4 & 9 and their associated rooftop mechanical equipment

BUDGET

	Current Budget	Actuals	Remaining Budget
Pre Construction	$6,000	$0	$6,000
Construction	$4,337,520	$3,817,969	$519,551
Contingency	$233,421	$0	$233,421
Project Total:	**$4,576,941**	**$3,817,969**	**$758,972**

FLAG:



AECOM ATKINS

BROWARD County Public Schools

Deerfield Park Elementary School

Address 650 SW 3 AVENUE, DEERFIELD BEACH 33441
Board District: 7
ADEFP Budget: $6,582,474

Location Num: 0391
Board Member: Nora Rupert
Total Facilities Budget (Sum of Projects): $6,224,840

PRIMARY RENOVATIONS P.002036 Deerfield Park ES - SMART Program Renovations

CURRENT PHASE

5B-Construction

RISK LEVEL

PROJECT UPDATE

Checking the duct heaters to make sure controls can see them on their system

PROJECT SCOPE

Re-roofing Buildings 1, 2, 3, 4, 5, 6, 7, and 8.
HVAC Buildings 1, 2, 3, 4, 5, 6, 7, and 8.
Fire Alarm improvements: campus wide.

BUDGET

	Current Budget	Actuals	Remaining Budget
Pre Construction	$452,352	$425,106	$27,246
Construction	$5,443,280	$5,193,832	$249,448
Contingency	$329,208	$0	$329,208
Project Total:	**$6,224,840**	**$5,618,938**	**$605,902**

FLAG: SCHEDULE, Reason: Contractor Delay

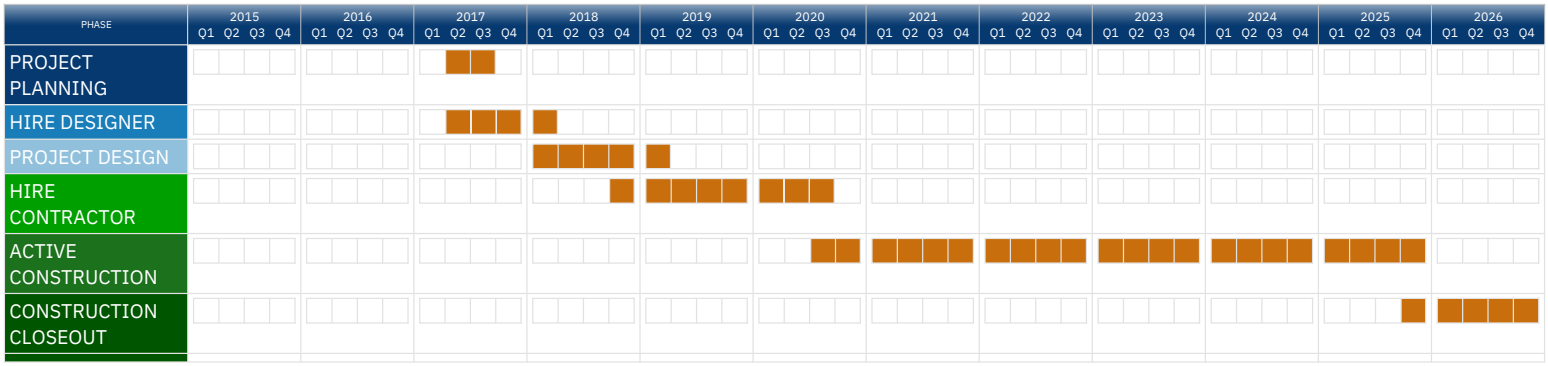

AECOM ATKINS

BROWARD County Public Schools

Dillard 6-12 School

Address 2501 NW 11 STREET, FORT LAUDERDALE 33311
Board District: 5
ADEFP Budget: $10,062,231

Location Num: 0371
Board Member: Dr. Jeff Holness
Total Facilities Budget (Sum of Projects): $12,029,232

PRIMARY RENOVATIONS P.001726 Dillard 6-12 School - SMART Program Renovations

CURRENT PHASE

5B-Construction

RISK LEVEL

PROJECT UPDATE

The contractor continues to remedy and recall past failed inspections, address punchlist deficiencies and is working to certify the new Fire Protection system. Some of the site lighting installed years ago, have since failed and the contractor replaced the components and passed inspections. Sod to be restored in areas disturbed by the Fire Main installation.

PROJECT SCOPE

-NTP: 5/6/19, SC: 11/25/20
-Site improvement:
-New Site Lighting Poles
-Aluminum Walkways
-New Building for Single Point of Entry
-Fire Protection install in Building 3
-Re-Roofing:
  -Building 4 - 10 (ALL to be Descoped)
-Emergency Signage for Buildings 5, 6, & 7
-HVAC improvements:
  -Building 3 Electrical HVAC Repairs
  -Boiler Repairs in Building 7
-Building 8 & 9 Electrical repairs for HVAC

BUDGET

	Current Budget	Actuals	Remaining Budget
Pre Construction	$751,000	$682,990	$68,010
Construction	$7,572,410	$3,966,907	$3,605,503
Contingency	$157,822	$0	$157,822
Project Total:	**$8,481,232**	**$4,649,897**	**$3,831,335**

FLAG: SCHEDULE, Reason: Owner Delay,Contractor Delay

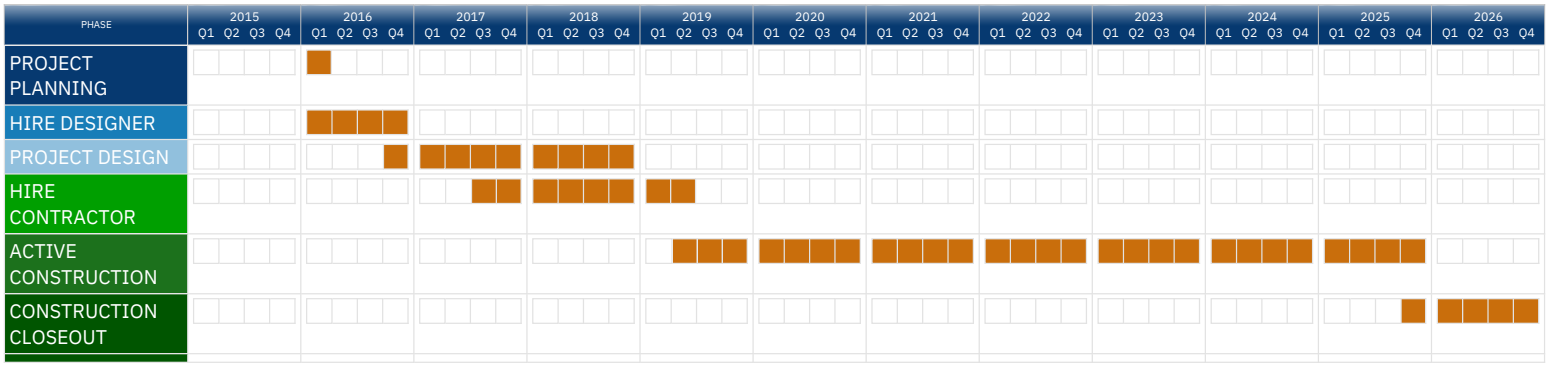

AECOM ATKINS

BROWARD County Public Schools

Dillard 6-12 School

Address 2501 NW 11 STREET, FORT LAUDERDALE 33311
Board District: 5
ADEFP Budget: $10,062,231

Location Num: 0371
Board Member: Dr. Jeff Holness
Total Facilities Budget (Sum of Projects): $12,029,232

PRIMARY RENOVATIONS P.001726-RC1 Dillard 6-12 School - SMART Roof Carve Out

CURRENT PHASE

7-Final Completion

RISK LEVEL

No Risk

PROJECT UPDATE

This reporting phase will not change. This project is pending board approval for the GC to submit their final invoice.

This project did not have an A/E,

The general contractor has an invoice for unused balance on their PO. The GC has line item on their SOV which needs to be credited. The PMOR created a PCO - credit change order for return of unused contingency pending processing to request final invoice from the GC.
The OEF 209 was turned over to the board doc team pending the PCO credit to be processed.

All carveout roofing work has been completed and finale.
-8/19/24: The 110B was signed/approved by the Building Dept.
-8/30/24: The 110B was submitted to the Superintendent for signature/approval.
The Certificate of Final Inspection OEF 209 was signed by the building department on 09/18/2024

PROJECT SCOPE

Reroofing of Bldgs 4, 7, 8, 9, 10, & Walkways. This is a roof carveout project. The roofing work was descoped from the main GOB project because it was taking the GOB GC too long to obtain a roofing permit after multiple roofing binder submittals.

BUDGET

	Current Budget	Actuals	Remaining Budget
Construction	$3,317,627	$3,167,626	$150,001
Contingency	$230,373	$0	$230,373
Project Total:	**$3,548,000**	**$3,167,626**	**$380,374**

FLAG:



Dillard Elementary School

Address 2330 NW 12 COURT, FORT LAUDERDALE 33311
Board District: 5
ADEFP Budget: $4,316,221

Location Num: 0271
Board Member: Dr. Jeff Holness
Total Facilities Budget (Sum of Projects): $4,093,371

PRIMARY RENOVATIONS P.001915 Dillard ES - SMART Program Renovations

CURRENT PHASE

5B-Construction

RISK LEVEL

PROJECT UPDATE

Roofing work is 100% complete. Replacement of the final Fan Coil Units and AHUs are complete. All Ahus and FCUs have received their individual passed final inspections. The Final "entire project" 110b inspections remain incomplete. Contractor is scheduling the remaining final inspections and cleaning up old failed tickets. Contractor identified their subcontractor failed to replace an AHU component further delaying issuance of the 110B. The material was procured, installed, and related inspections began again.

PROJECT SCOPE

Re-roofing: Buildings 1, 3. 4, 5,& 9
Window replacements (2)
HVAC Improvements - Replacements of all classroom FCUs and all AHUs

BUDGET

	Current Budget	Actuals	Remaining Budget
Pre Construction	$180,000	$148,031	$31,969
Construction	$3,729,806	$3,154,186	$575,620
Contingency	$183,565	$0	$183,565
Project Total:	**$4,093,371**	**$3,302,217**	**$791,154**

FLAG:

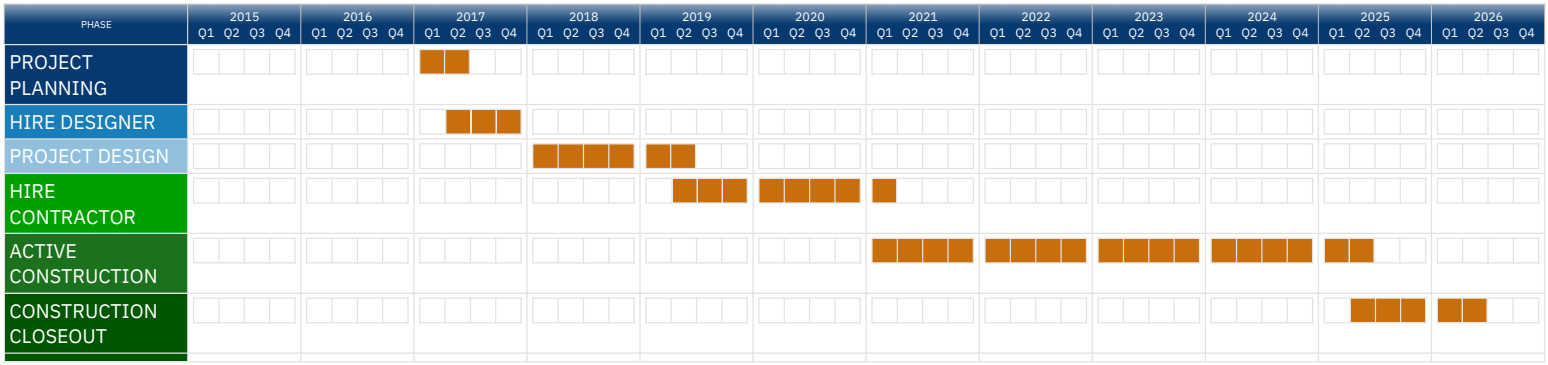

Driftwood Elementary School

Address 2700 NW 69 AVENUE, HOLLYWOOD 33024
Board District: 1
ADEFP Budget: $2,079,685

Location Num: 0721
Board Member: Maura McCarthy Bulman
Total Facilities Budget (Sum of Projects): $7,216,000

PRIMARY RENOVATIONS P.002064 Driftwood ES - SMART Program Renovations

CURRENT PHASE

7-Final Completion

RISK LEVEL

No Risk

PROJECT UPDATE

The phase for this reporting will change. The GC submitted the release of retainage pending board approval to complete this process. The A/E will start their warranty billing once the 6-month warranty walkthrough is completed in June 2025. The closeout binders have been requested and are in the process of being reviewed by the A/E.

ASI 2 was just approved by the BD and the GC is picking it up today.
This will allow the GC to receive their final inspections.
All work has been completed. The GC is working on commissioning and final inspections.

PROJECT SCOPE

Re-roofing: Buildings 1, 2, 3, 4, 6, 7, 8, 9, 10, 12, 13, 15, & 16 (To be carved out).
Door Replacements: Buildings 1, 6, 7, 8, 9, & 12.
Window Replacements: Buildings 1, 2, 6, 8, & 12.
Covered Wood Walkways Replaced with Aluminum Walkways.
Exterior Painting: Buildings 3, 4, & 16.
Fire Sprinklers: Buildings 12 and Driftwood MS Building 2.
HVAC Improvements: Replace Components at Buildings #1 (8 VAVs), #2 (2 AHUs with CW), #8 (2 AHUs with CW), & #12 (1 FCU at Stage).

BUDGET

	Current Budget	Actuals	Remaining Budget
Pre Construction	$253,217	$216,822	$36,395
Construction	$3,274,806	$3,204,861	$69,945
Contingency	$326,977	$0	$326,977
Project Total:	**$3,855,000**	**$3,421,683**	**$433,317**

FLAG:

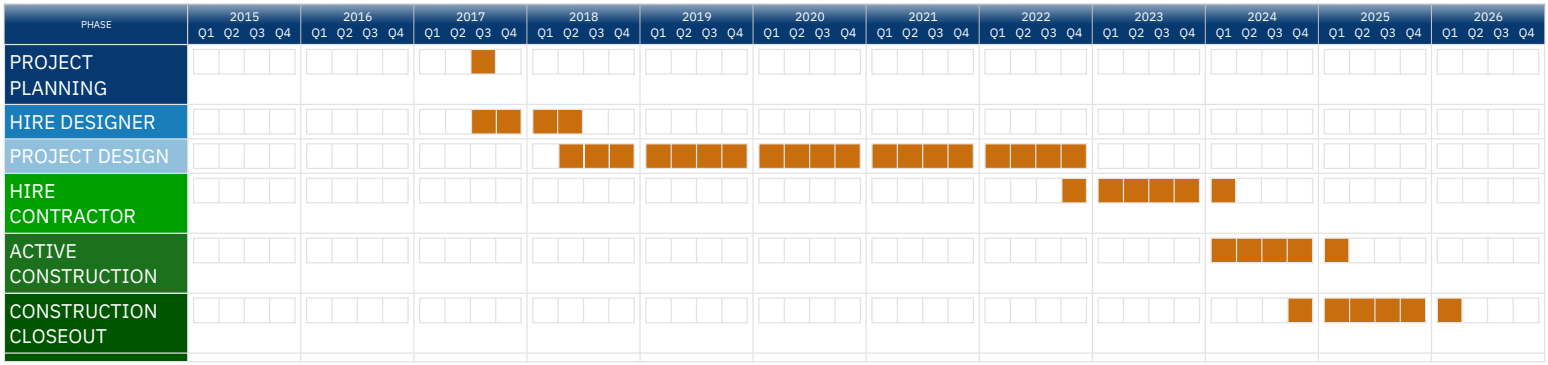

Driftwood Elementary School

Address 2700 NW 69 AVENUE, HOLLYWOOD 33024
Board District: 1
ADEFP Budget: $2,079,685

Location Num: 0721
Board Member: Maura McCarthy Bulman
Total Facilities Budget (Sum of Projects): $7,216,000

PRIMARY RENOVATIONS P.002064-RC1 Driftwood ES - SMART Roofing

CURRENT PHASE

7-Final Completion

RISK LEVEL

No Risk

PROJECT UPDATE

This reporting phase will not change. Pending the board approval for the release of retainage. This project does not have an A/E.

The OEF 110B was approved by the building department on 01/07/25
The OEF was approved by the building department on 02/05/2025

PROJECT SCOPE

This Roof Carve-out project consists of the removal and replacement of the existing roofs on Buildings # 1-2-6-7-8-10-12-13-15-16 & Walkways.

GC Engineer: Alvaro Mejia, PE # 69771

BUDGET

	Current Budget	Actuals	Remaining Budget
Pre Construction	$11,000	$0	$11,000
Construction	$3,019,962	$2,356,293	$663,669
Contingency	$330,038	$0	$330,038
Project Total:	**$3,361,000**	**$2,356,293**	**$1,004,707**

FLAG:



Driftwood Middle School

Address 2751 NW 70 TERRACE, HOLLYWOOD 33024
Board District: 1
ADEFP Budget: $8,930,700

Location Num: 0861
Board Member: Maura McCarthy Bulman
Total Facilities Budget (Sum of Projects): $8,545,700

PRIMARY RENOVATIONS P.001837 Driftwood MS - SMART Program Renovations

CURRENT PHASE

5B-Construction

RISK LEVEL

PROJECT UPDATE

The contractor completed the installation of the new cooling towers and structures. The AHU test station renovations began on 2/9/25 and is ongoing. Contractor completing previously noted deficiencies which prompted additional requests for information from the designer and will require an additional plan change.

PROJECT SCOPE

Re-Roofing: Building 1, 2, 3, 4, 5, 6, 7, 8, 9, 10, 11, & 12
Safety/Security Upgrades
Electrical Improvements: Switchgear Building 7, Transformer Building 12, GFCI Buildings 2, 3, 4, 5, 6, 10, 11, & 12
HVAC Improvements: AHU Buildings 3, 5, & 12, Cooling Tower Replacement

BUDGET

	Current Budget	Actuals	Remaining Budget
Pre Construction	$598,640	$533,439	$65,201
Construction	$7,832,626	$7,652,313	$180,313
Contingency	$114,434	$0	$114,434
Project Total:	**$8,545,700**	**$8,185,752**	**$359,948**

FLAG: SCHEDULE, Reason: Contractor Delay

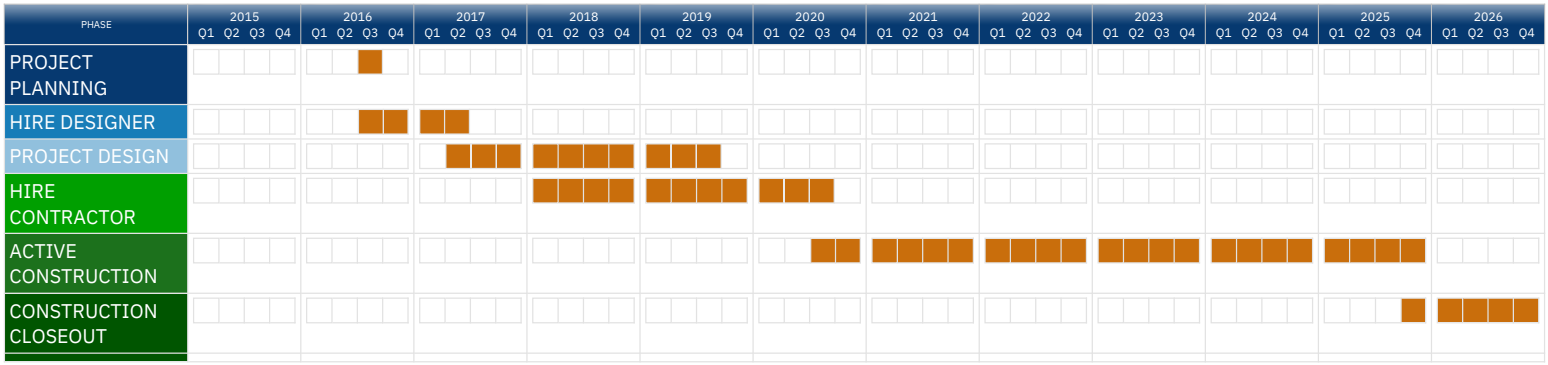

AECOM ATKINS

BROWARD County Public Schools

Eagle Point Elementary School

Address 100 INDIAN TRACE, WESTON 33326
Board District: 6
ADEFP Budget: $6,813,402

Location Num: 3461
Board Member: Brenda Fam, Esq
Total Facilities Budget (Sum of Projects): $8,700,926

PRIMARY RENOVATIONS P.001746 Eagle Point ES - SMART GOB Renovations

CURRENT PHASE

5B-Construction

RISK LEVEL

PROJECT UPDATE

GC completed the fire alarm scope, all function test passed, pending final inspection to be approved by PPO.
GC is addressing punch list items, and requesting final inspections.

PROJECT SCOPE

Art Room Renovation 317 & 319
Music Room Renovation Rooms 110 & 401
Re-roofing: Buildings 1, 2, 3, 4, 5, & 6
Fire Alarm Improvements
HVAC Improvements: Building: 1 2 Chillers, 2 Cooling Towers, 2 Condenser Water Pumps, & Piping, Building 2: Ductwork, 3 (Chilled Water Piping, & 2 Air Handlers), 80 (AHU, New Chiller, Pumps In a Chiller Yard & New Piping).

BUDGET

	Current Budget	Actuals	Remaining Budget
Pre Construction	$397,499	$378,928	$18,571
Construction	$5,762,826	$5,412,862	$349,964
Contingency	$655,601	$0	$655,601
Project Total:	**$6,815,926**	**$5,791,790**	**$1,024,136**

FLAG:

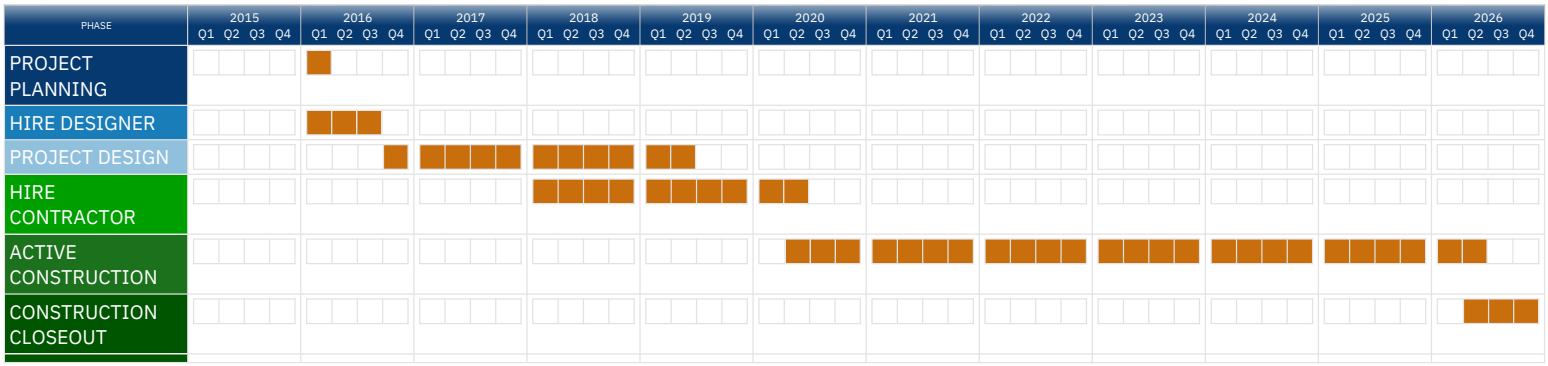

Eagle Point Elementary School

Address 100 INDIAN TRACE, WESTON 33326
Board District: 6
ADEFP Budget: $6,813,402

Location Num: 3461
Board Member: Brenda Fam, Esq
Total Facilities Budget (Sum of Projects): $8,700,926

PRIMARY RENOVATIONS P.001746-RC1 Eagle Point ES - SMART Roof Carve Out

CURRENT PHASE

7-Final Completion

RISK LEVEL

No Risk

PROJECT UPDATE

This reporting period phase will not change. Pending CO-2 for the return of unused contingency to be processed.

All other instances have been completed pending the OEF 209 which was returned for an ASI for descope the mechanical on the roof. The GC was informed and getting this document ready to resubmit.

The OEF 209 was submitted to the building department pending the ASI note removal to be executed.

-10/25/24: ASI-1 to remove an extraneous commissioning note from the plans was submitted to the Building Dept.
-10/31/24: The 110B was approved by the Building Dept.
-12/12/24: The OEF 209 was executed by the BD

PROJECT SCOPE

Reroofing of Bldgs 1, 2, 3, 4, 5, & 6.

BUDGET

	Current Budget	Actuals	Remaining Budget
Construction	$1,671,062	$1,616,719	$54,343
Contingency	$213,938	$0	$213,938
Project Total:	**$1,885,000**	**$1,616,719**	**$268,281**

FLAG:



Embassy Creek Elementary School

Address 10905 SE LAKE BOULEVARD, COOPER CITY 33026
Board District: 6
ADEFP Budget: $5,491,549

Location Num: 3191
Board Member: Brenda Fam, Esq
Total Facilities Budget (Sum of Projects): $4,864,700

PRIMARY RENOVATIONS P.001897 Embassy Creek ES - SMART Program Renovations

CURRENT PHASE

6-Substantial Completion

RISK LEVEL

No Risk

PROJECT UPDATE

This reporting period will not change. The final walkthrough was performed and the deficiencies found was immediately addressed by the general contractor. This was reported for recording purposes. There is an MAU-1 which was removed from the list of items found from the deficiency list. It was agreed with PPO to handle the repair since it is no longer under warranty. Pending TIA on hold for bundling. The OEF 209 was submitted to the A/E for their stamp and signature pending the final entire project inspection to be processed. The final inspections is scheduled for April 3rd.

The GC has was contacted to complete the : The GC has retired and will no longer be processing any commitments on this project. The ORPM has scheduled a meeting with the A/E & PPO to discuss the pending issues. The purpose of this meeting is to propose that PPO complete the pending processes, as it was not part of the original scope of work. With the aim of reaching a resolution during this meeting.

Prior reporting period:
This item is still ongoing until the next reporting period. Pending entire building inspection due to a plan revision of a door. No changes to this phase. The A/E mentioned that they are still working on the design and will submit to the BD as requested by the end of the month of December. The final building inspection should be completed if the drawings are approved for January 2025.
It seems that it will become a carve out project. Once this is approved by the building department the GC will call for the building final inspection.
The GC still pending the revised door relocation on the plans for the building final, as per my previous emails. PMOR was supposed to talk to the building officials to waive the additional requirements for the room that was not the scope of work. PMOR in discussion to get this resolved. The revision is of a new door that the GC relocated from a hallway to inside a mechanical room because of existing electrical conduits on the wall where the door was originally designed to be installed. According to the consultant the building department is asking for an additional mechanical system beyond the original approved plans and scope of work of his services, on the room being used for IT equipment storage. This is not a code requirement nor is this considered error and omission by the A/E. ASI #9 was submitted and waiting on resolution.

The Form 110B was executed by the building department on 10/02/2023.

PROJECT SCOPE

Re-roofing of Building 1, 2, 3, 4, 5, 6 & 85.
Media Center & Art Room Improvements in Buildings 1, 2, 4 & 85
Mechanical Improvements Building 1, 2, 3, 4, & 85
Aluminum canopy restoration campus-wide.
Fire Alarm upgrade campus-wide.

BUDGET

	Current Budget	Actuals	Remaining Budget
Pre Construction	$307,000	$252,399	$54,601
Construction	$4,432,499	$4,174,016	$258,483
Contingency	$125,201	$0	$125,201
Project Total:	**$4,864,700**	**$4,426,415**	**$438,285**

FLAG:

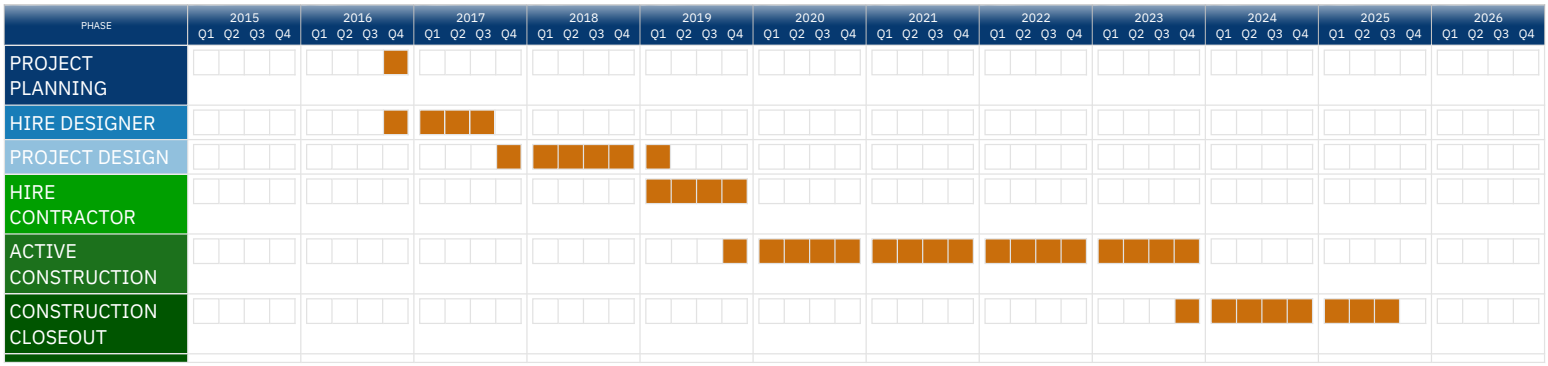

AECOM ATKINS

BROWARD County Public Schools

Endeavour Primary Learning Center

Address 2701 NW 56 AVENUE, LAUDERHILL 33313
Board District: 5
ADEFP Budget: $2,612,789

Location Num: 3301
Board Member: Dr. Jeff Holness
Total Facilities Budget (Sum of Projects): $2,360,790

PRIMARY RENOVATIONS P.002111 Endeavour Primary Learning Center ES- SMART Program Renovations

CURRENT PHASE

7-Final Completion

RISK LEVEL

No Risk

PROJECT UPDATE

This phase will not change. The warranty walkthrough is scheduled for April 2025. Pending PCO for unused contingency & remaining balances in estimator review. The GC has received several emails to submit the closeout binder and drawings. They have not been responsive but the PMOR has been assisting to get this done.

GC submitted their final CI prior to submitting the retainage. The closeout documents mostly the 01770 forms and warranties were requested several times and not submitted. The GC and A/E received a few emails and calls to submit these documents.

Pending is the GC to submit their invoice prior to retainage. The A/E was informed that they can submit any financial commitments less the warranty. The warranty walkthrough is scheduled for April 2025.

OEF 110B was signed by the BD on 12/18/24
OEF 209 was signed by the BD on 12/18/24

PROJECT SCOPE

The scope includes roofing building's #1 and#2. Replacement of chiller. Building #2 test and balance

BUDGET

	Current Budget	Actuals	Remaining Budget
Pre Construction	$123,483	$100,917	$22,566
Construction	$2,202,749	$2,132,080	$70,669
Contingency	$34,558	$0	$34,558
Project Total:	**$2,360,790**	**$2,232,997**	**$127,793**

FLAG:

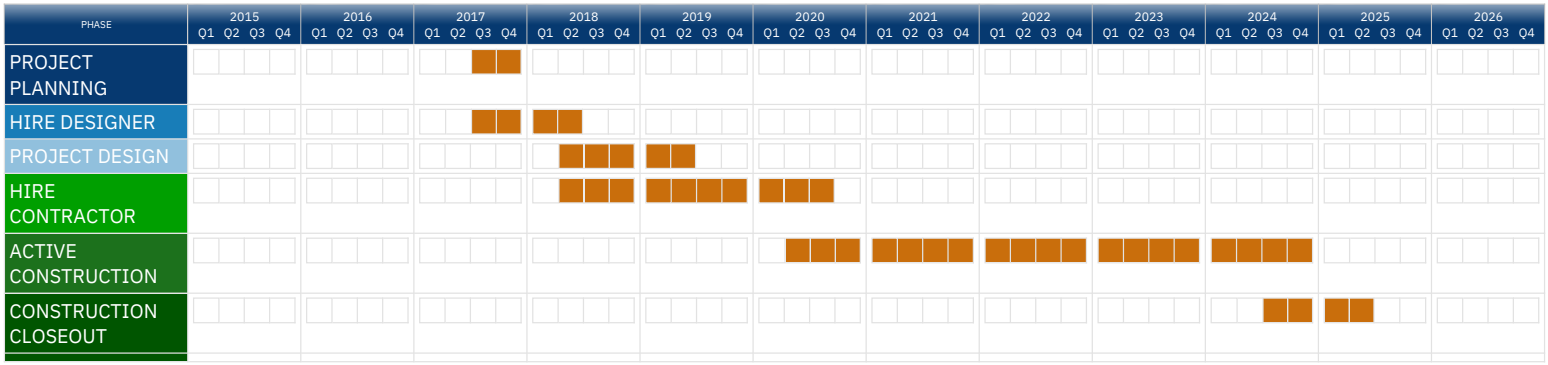

AECOM ATKINS

BROWARD County Public Schools

Everglades Elementary School

Address 2900 BONAVENTURE BOULEVARD, WESTON 33331
Board District: 6
ADEFP Budget: $2,941,458

Location Num: 2942
Board Member: Brenda Fam, Esq
Total Facilities Budget (Sum of Projects): $2,344,500

PRIMARY RENOVATIONS P.001948 Everglades ES - SMART Program Renovations

CURRENT PHASE

8-Financial Closeout

RISK LEVEL

No Risk

PROJECT UPDATE

This reporting period all financial instances are pending and no changes will be made. The GC submitted their final invoice the A/E has declined to approve this document due to the GC not submitting the closeout binder.

No changes this reporting phase. The GC CI is not going to move forward the A/E will not certify their CI until the Closeout Binder is provided per Contract requirements. The GC and A/E has 5 of the 8 01770 forms to submit this was requested and given 10 days to respond starting 01/20/25. The A/E attended both warranty walkthrough and is processing this with their payment.
All instances are being addressed and should have partial resolution next reporting period. The GC submitted their final invoice there is a discrepancy of 0.01 on the GC insurance line item which needs to be addressed by the GC. The A/E submitted a DCO request for additional services is scheduled for DCORP meeting.

The 209 was executed by the building department 03/11/2024.
The 110B was executed on 11/5/2021.

PROJECT SCOPE

HVAC Improvements - Test & Balance: Building 1 and 85 and Circulating Pump Replacement.
Re-roofing: Building 1

BUDGET

	Current Budget	Actuals	Remaining Budget
Pre Construction	$122,308	$113,292	$9,016
Construction	$2,185,877	$2,176,243	$9,634
Contingency	$36,315	$0	$36,315
Project Total:	**$2,344,500**	**$2,289,535**	**$54,965**

FLAG:

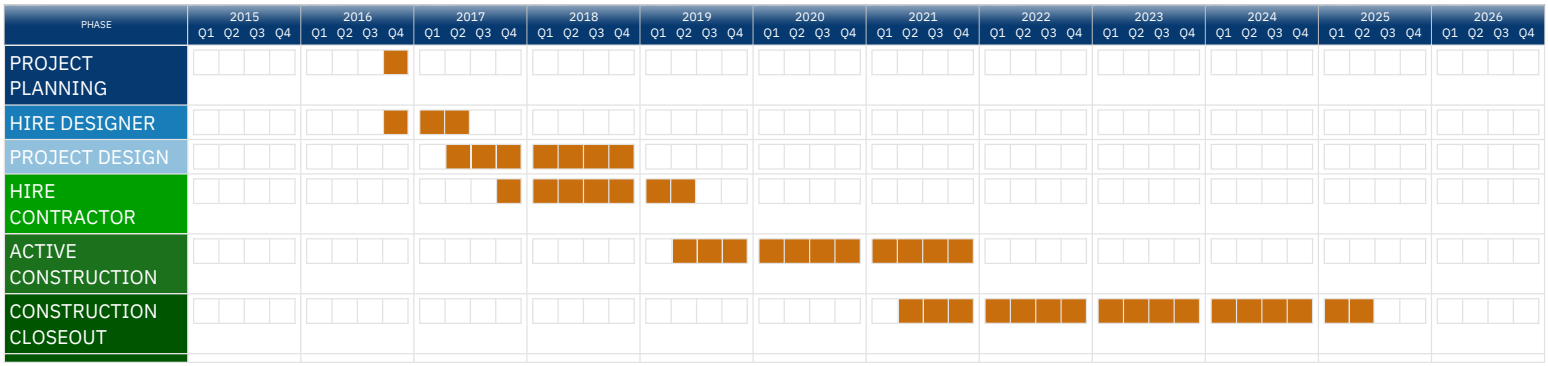

AECOM ATKINS

BROWARD County Public Schools

Falcon Cove Middle School

Address 4251 BONAVENTURE BOULEVARD, WESTON 33332
Board District: 6
ADEFP Budget: $24,701,423

Location Num: 3622
Board Member: Brenda Fam, Esq
Total Facilities Budget (Sum of Projects): $23,584,425

PRIMARY RENOVATIONS P.001902 Falcon Cove MS - SMART Program Renovations

CURRENT PHASE

6-Substantial Completion

RISK LEVEL

PROJECT UPDATE

This phase will not change. The one pending item which is the grouting of the sewer lines will be completed with a third vendor hired by PPO. This is tentatively scheduled for the month of May 2025 unless there is an opening before May. Once this process has been completed district counsel will be contacted to request closing this P#.

The majority of items have been completed on the trade deficiency list.
Project progress remains stalled due to ongoing litigation concerning the contractor's work. PPO has assumed responsibility for completing the remaining work, including obtaining grouting estimates. This is the final item preventing building approval. The 110b form is contingent on a FMWO for the remaining PPO work. The next steps involve the follow-up walkthrough to address deficiencies, final inspections, and a decision regarding OHL's involvement in completing the remaining work.

PROJECT SCOPE

New Addition: Building 5
Re-roofing: Building 3
Test & Balance: Building 1

BUDGET

	Current Budget	Actuals	Remaining Budget
Pre Construction	$1,648,482	$1,626,580	$21,902
Construction	$21,677,420	$21,450,026	$227,394
Contingency	$258,523	$0	$258,523
Project Total:	**$23,584,425**	**$23,076,606**	**$507,819**

FLAG:

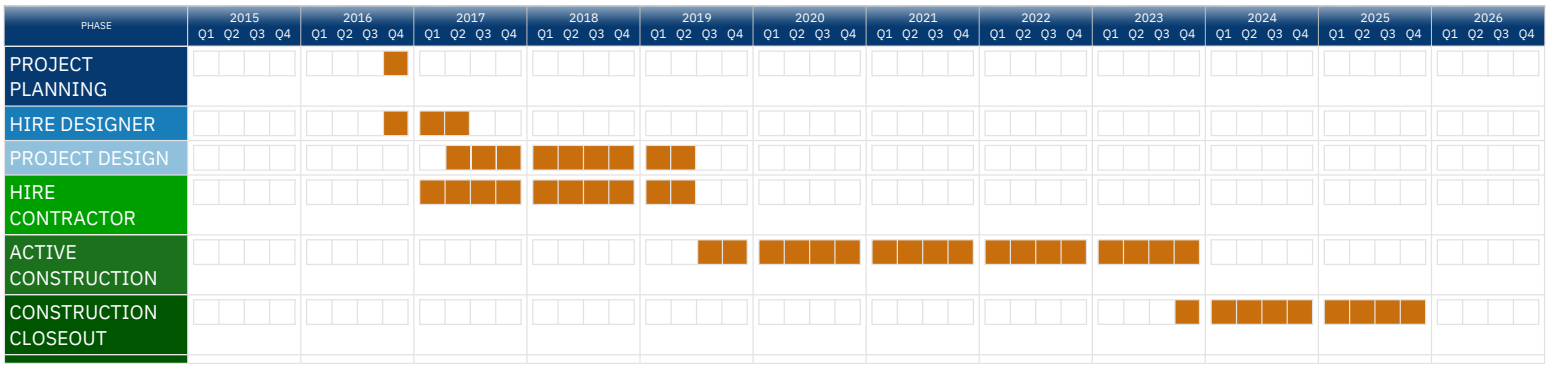

AECOM ATKINS

BROWARD County Public Schools

Flamingo Elementary School

Address 1130 SW 133 AVENUE, DAVIE 33325
Board District: 6
ADEFP Budget: $5,393,629

Location Num: 2541
Board Member: Brenda Fam, Esq
Total Facilities Budget (Sum of Projects): $2,160,000

PRIMARY RENOVATIONS P.002135 Flamingo ES - SMART Program Renovations

CURRENT PHASE

5B-Construction

RISK LEVEL

PROJECT UPDATE

All work onsite is now complete. The contractor performed the final Test and Balance and is compiling the report along with the commissioning documentation. The contractor performed some re-inspections and new inspections in March. Final inspections are still pending and are planned to be completed this month.

PROJECT SCOPE

Building Envelope Improvement inclusive of door hardware replacement and reroofing of bldg. 2, HVAC Improvements inclusive of (9) AHUs and cooling tower replacements. Media Center Renovations.

BUDGET

	Current Budget	Actuals	Remaining Budget
Pre Construction	$159,650	$145,836	$13,814
Construction	$1,894,398	$1,655,830	$238,568
Contingency	$105,952	$0	$105,952
Project Total:	**$2,160,000**	**$1,801,666**	**$358,334**

FLAG:

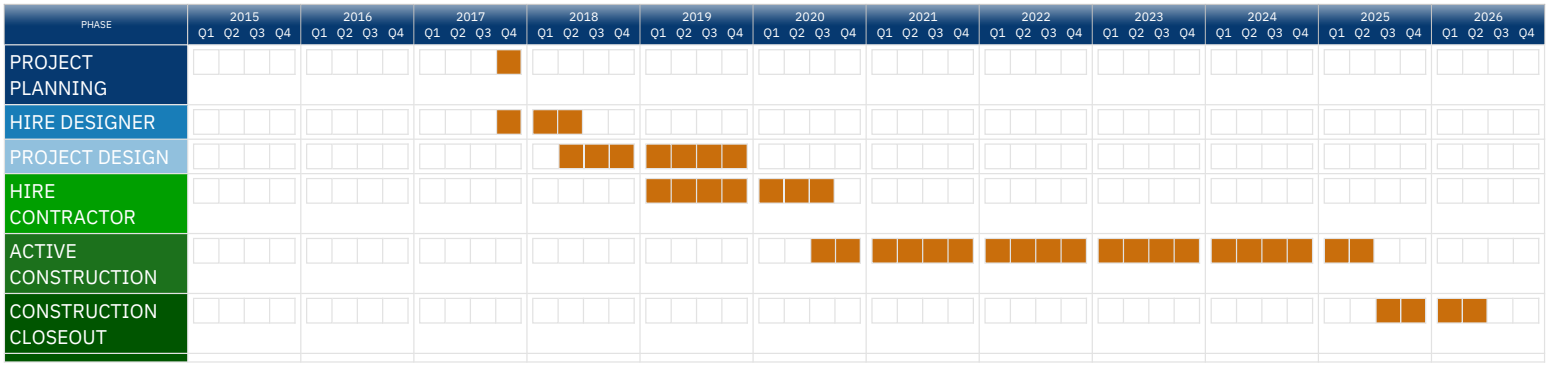

AECOM ATKINS

BROWARD County Public Schools

Floranada Elementary School

Address 5251 NE 14 WAY, FORT LAUDERDALE 33334
Board District: 3

ADEFP Budget: $3,297,108

Location Num: 0851
Board Member: Sarah Leonardi
Total Facilities Budget (Sum of Projects): $2,838,841

PRIMARY RENOVATIONS P.002001 Floranada ES - SMART Program Renovations

CURRENT PHASE

8-Financial Closeout

RISK LEVEL

No Risk

PROJECT UPDATE

No changes this reporting period. The A/E has an extended CA pending on hold for PO upload. Pending the process of this PCO to move forward on creating the CLPO.

Negotiation Recap Uploaded as requested. A comment was left in PCO-11 for the A/E to update the proposal to the terms in the recommendation letter and their acceptance letter. The A/E uploaded document which is now being reviewed. All other instances have been completed.

A meeting with the A/E to address the DCO for extended CA services was done. The A/E agreed to provide time records to substantiate the additional CA work that was performed by them. This was submitted pending review from the PM and others to provide an update on this process.
All other financial commitments have been completed.

The 110B was executed on 1/13/2023 & the 209 executed 04/11/2023.

PROJECT SCOPE

Roofing Improvements: Building 1 & 2.
Install new Mini Split Units and Rooftop Condenser Units on Building 1.

BUDGET

	Current Budget	Actuals	Remaining Budget
Pre Construction	$171,715	$171,016	$699
Construction	$2,631,769	$2,631,769	$0
Contingency	$35,357	$0	$35,357
Project Total:	**$2,838,841**	**$2,802,785**	**$36,056**

FLAG:

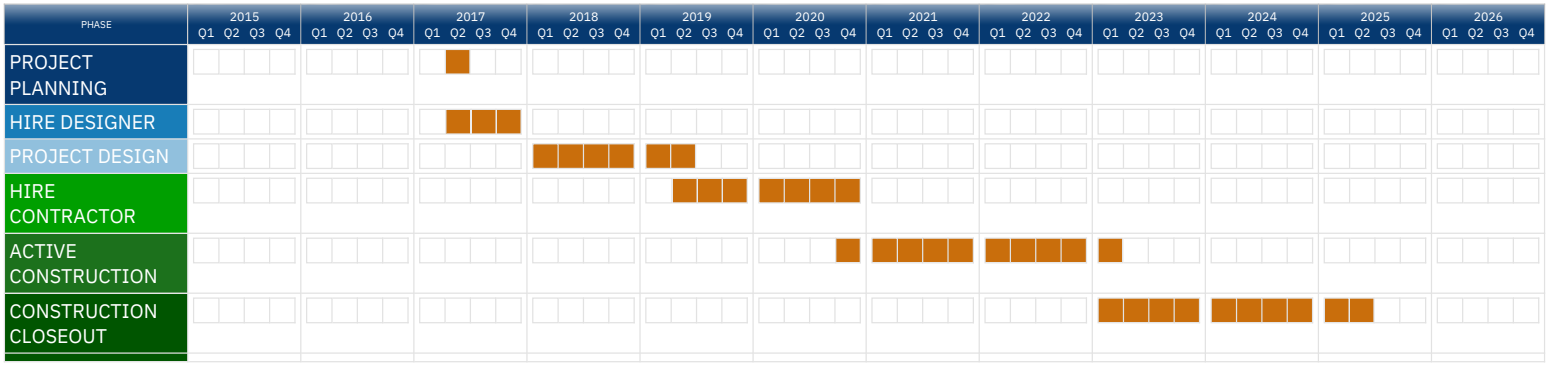

AECOM ATKINS

BROWARD County Public Schools

Forest Glen Middle School

Address 6501 TURTLE RUN BOULEVARD, CORAL SPRINGS 33067
Board District: 4
ADEFP Budget: $9,790,800

Location Num: 3051
Board Member: Lori Alhadeff
Total Facilities Budget (Sum of Projects): $9,197,801

PRIMARY RENOVATIONS P.001865 Forest Glen MS - SMART Program Renovation

CURRENT PHASE

5B-Construction

RISK LEVEL

PROJECT UPDATE

No work on site.

PROJECT SCOPE

Campus-Wide HVAC Improvements, Electrical Improvements, Re-roofing, and Exterior Painting

BUDGET

	Current Budget	Actuals	Remaining Budget
Pre Construction	$433,930	$358,646	$75,284
Construction	$8,408,233	$8,407,541	$692
Contingency	$5,638	$0	$5,638
Project Total:	**$8,847,801**	**$8,766,187**	**$81,614**

FLAG: SCHEDULE, Reason: Errors and Omissions

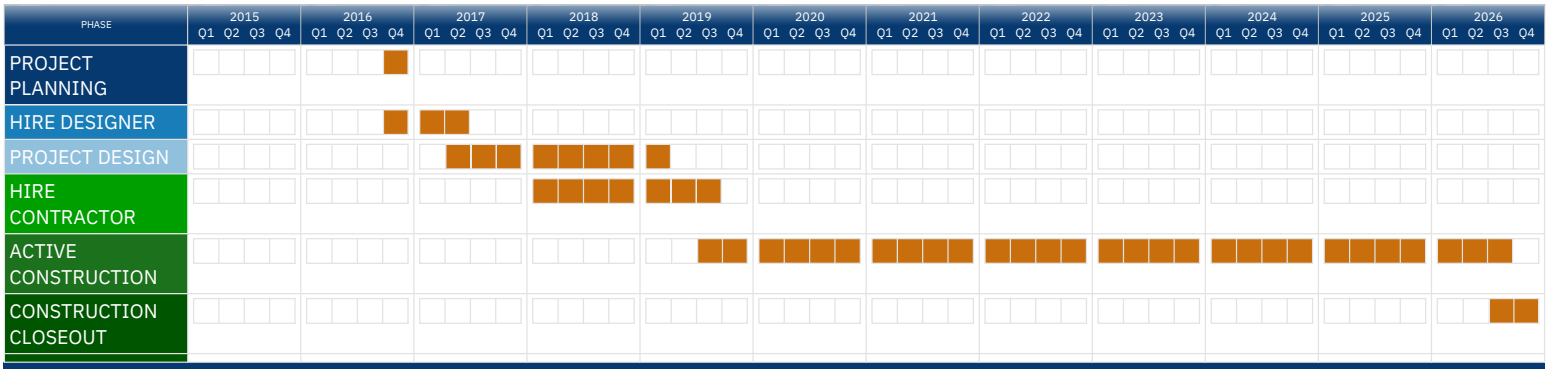

PRIMARY RENOVATIONS P.001865-HVC Forest Glen MS - SMART HVAC Improvements

CURRENT PHASE

5B-Construction

RISK LEVEL

No Risk

PROJECT UPDATE

NTP was issued 3/5/25. pre construction meeting held 3/13/2025. Contractor to start 4/4/2025 ordering material to start.

PROJECT SCOPE

Upgrades to outside air issues. Upgrade in ductwork. Dampers

BUDGET

	Current Budget	Actuals	Remaining Budget
Construction	$333,098	$0	$333,098
Contingency	$16,902	$0	$16,902
Project Total:	**$350,000**	**$0**	**$350,000**

FLAG:



Glades Middle School

Address 16700 SW 48 COURT, MIRAMAR 33027
Board District: 2
ADEFP Budget: $891,995

Location Num: 2021
Board Member: Rebecca Thompson
Total Facilities Budget (Sum of Projects): $386,000

PRIMARY RENOVATIONS P.001968 Glades MS - SMART Program Renovations

CURRENT PHASE

8-Financial Closeout

RISK LEVEL

No Risk

PROJECT UPDATE

This project will be deferred from the SMART Program and will not be reported on in the next Reporting Period. As of 12/31/23, Phase 2 Scope/Design Directions to proceed from the District leadership are pending. AECOM made a site visit with the new Chief Facilities Officer on December 13th. In Dec. 2008 a Castaldi letter was issued for Buildings 1,2,3,4 & 6 to be more economical to replace than to rehabilitate or renovate. The Phase 2 balance of scope requires further evaluation of the remaining buildings and the Development of available options with key stakeholder input.

PROJECT SCOPE

Building Envelope Improvements (Roof, Window, Ext Wall, etc.), HVAC Improvements

BUDGET

	Current Budget	Actuals	Remaining Budget
Pre Construction	$56,500	$33,707	$22,793
Construction	$305,960	$42,572	$263,388
Contingency	$23,540	$0	$23,540
Project Total:	**$386,000**	**$76,279**	**$309,721**

FLAG:

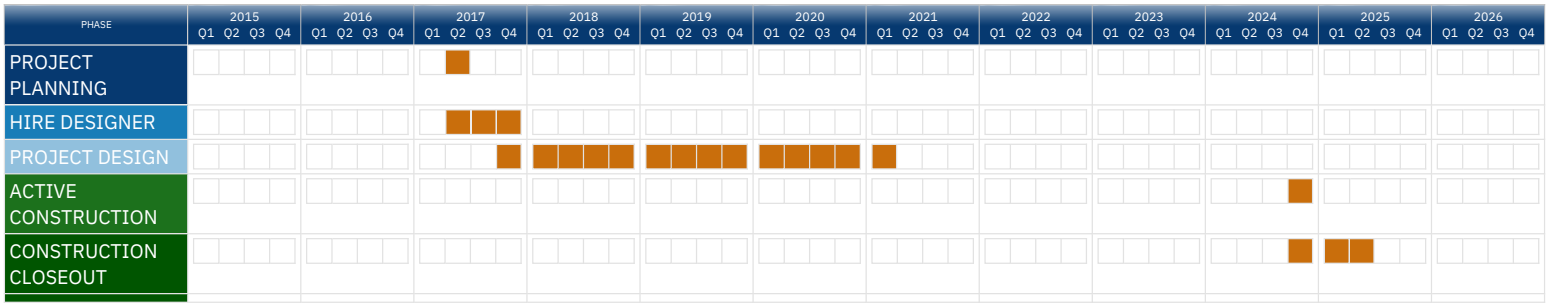

Griffin Elementary School

Address 5050 SW 116 AVENUE, COOPER CITY 33330
Board District: 6
ADEFP Budget: $4,868,142

Location Num: 2851
Board Member: Brenda Fam, Esq
Total Facilities Budget (Sum of Projects): $4,126,208

PRIMARY RENOVATIONS P.001745 Griffin ES - SMART Program Renovations

CURRENT PHASE

5B-Construction

RISK LEVEL

PROJECT UPDATE

The construction is completed.

PROJECT SCOPE

Fire Alarm System (Campus-Wide)
Group restroom renovations (Boys & Girls)
Kitchen Hood Replacement
Media Center Renovations
HVAC Improvements
Re-Roofing of Buildings 1, 3, & 4

BUDGET

	Current Budget	Actuals	Remaining Budget
Pre Construction	$283,016	$273,801	$9,215
Construction	$3,793,192	$3,692,274	$100,918
Contingency	$50,000	$0	$50,000
Project Total:	**$4,126,208**	**$3,966,075**	**$160,133**

FLAG:

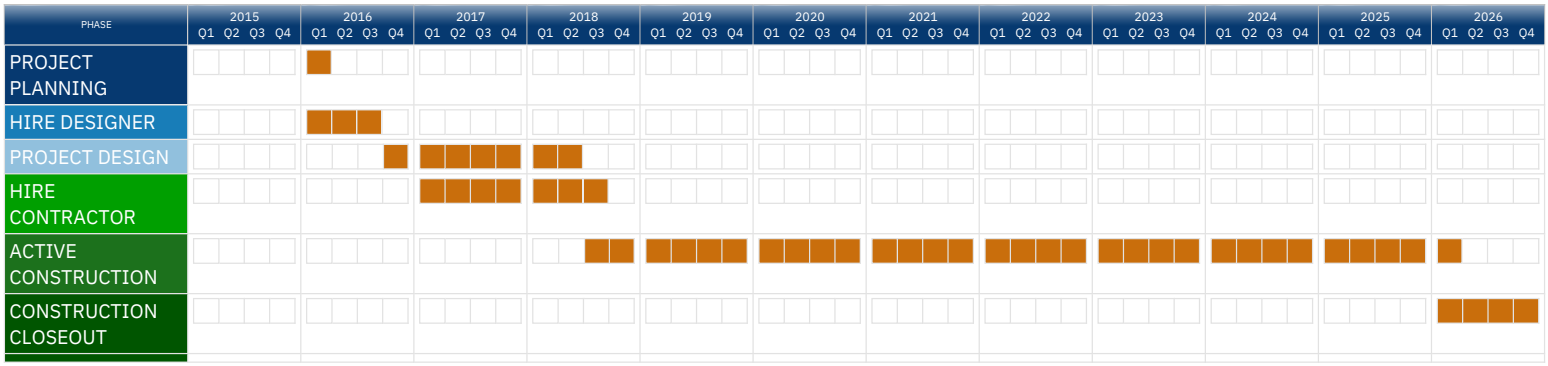

Gulfstream Academy of Hallandale Beach K-8 (f.k.a. Hallandale Elementary)

Address 900 SW 8TH STREET, HALLANDALE 33009
Board District: 1
ADEFP Budget: $2,788,977

Location Num: 0131
Board Member: Maura McCarthy Bulman
Total Facilities Budget (Sum of Projects): $2,234,821

PRIMARY RENOVATIONS P.002072 Gulfstream Academy of Hallandale Beach K-8 (South) - SMART Program Renovations

CURRENT PHASE

7-Final Completion

RISK LEVEL

No Risk

PROJECT UPDATE

This reporting period no phase changes. The PCO-2 was board approved. Pending a vendor with commitment DOP to submit their final invoice or a CLPO will be created. The A/E has to submit their report for the warranty walkthrough and submit the CI for this commitment. The GC submitted their invoice pending processing. Once it has been processed and if board approved they will submit the final release of retainage.

The general contractor was asked to resubmit form 1250D and the estimate adjusted days along with the credit amount. The GC resubmitted the requested documents and is now scheduled to go to corp. for further processing.

The 110B was executed by the building department 05/02/2023.
The OEF 209 was executed by the building department 09/19/2024

PROJECT SCOPE

Exterior Stucco Repair: Building 1
HVAC improvements: Buildings 1, 2 & 3
Reroofing: Buildings 1 & 3

BUDGET

	Current Budget	Actuals	Remaining Budget
Pre Construction	$173,000	$126,532	$46,468
Construction	$1,922,275	$1,895,316	$26,959
Contingency	$139,546	$0	$139,546
Project Total:	**$2,234,821**	**$2,021,848**	**$212,973**

FLAG:

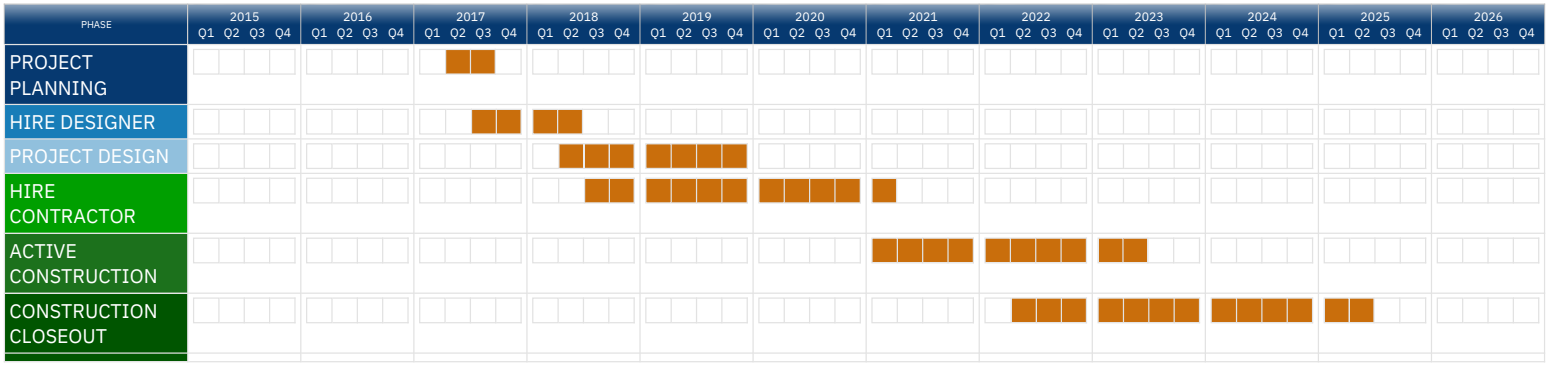

AECOM ATKINS

BROWARD County Public Schools

Gulfstream Early Learning Center of Excellence (f.k.a. Gulfstream Middle School)

Address 120 SW 4 AVENUE, HALLANDALE 33009
Board District: 1
ADEFP Budget: $6,713,492

Location Num: 3931
Board Member: Maura McCarthy Bulman
Total Facilities Budget (Sum of Projects): $6,397,696

PRIMARY RENOVATIONS P.002055 Gulfstream Early Learning Center - SMART Program Renovations

CURRENT PHASE

7-Final Completion

RISK LEVEL

No Risk

PROJECT UPDATE

Project Update:

Reporting Period: No changes. Pending two PCOs are under review for additional scope. OEF 209: Signed but remains with the board document team until the resolution of these PCOs to determine if the contract amount will be adjusted before submitting for board review. A/E Report: The A/E was requested to submit their report from the warranty walkthrough. Once submitted, they were informed to submit their CI for this line-item.
All GRFI items have been addressed and closed.

A second inspection was performed the GC corrected all the deficiencies found during the previous walkthrough. The A/E was informed that they need to bill for the warranty balance. The A/E has a substantial balance which needs to be processed by first submitting the warranty amount. There are a few GRFI since 2021 which will need to be removed by the GC pending approval from district counsel to send an email requesting this. The GC submitted an invoice which was not part of their retainage.

The A/E attended the final warranty walkthrough and was asked to submit their findings and initiate the invoicing process. During the 6-month inspection, a few deficiencies were noted. The A/E and GC were contacted prior to the final warranty walkthrough, to address the repairs. The GC completed these repairs and was inspected by the A/E.

The 110b was fully executed on November 6, 2023.
The 209 was executed by the BD on 12/4/2024

PROJECT SCOPE

HVAC Improvements: Buildings 1-5,7-9, 11-13
New Fire Alarm System: Campus-wide
Re-roofing: Buildings 1-5,7-9, 11-13, 85
Restrooms Renovations: Building 4
Window Improvement: Building 85
Bathroom Renovation: Building 9 (School Choice Project)

BUDGET

	Current Budget	Actuals	Remaining Budget
Pre Construction	$326,945	$209,998	$116,947
Construction	$6,033,437	$6,021,703	$11,734
Contingency	$37,314	$0	$37,314
Project Total:	**$6,397,696**	**$6,231,701**	**$165,995**

FLAG:

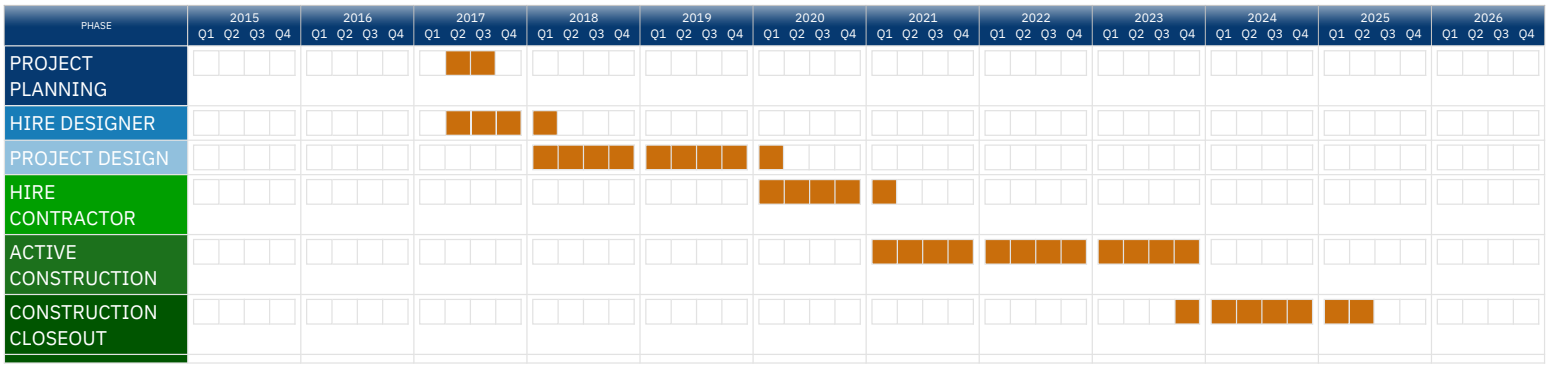

AECOM ATKINS

BROWARD County Public Schools

Hallandale Magnet High School (f.k.a. Hallandale High School)

Address 720 NW 9 AVENUE, HALLANDALE 33009
Board District: 1
ADEFP Budget: $9,127,438

Location Num: 0403
Board Member: Maura McCarthy Bulman
Total Facilities Budget (Sum of Projects): $8,013,731

PRIMARY RENOVATIONS P.002115 Hallandale Magnet HS - SMART Program Renovations

CURRENT PHASE

5B-Construction

RISK LEVEL

PROJECT UPDATE

- Change Order Work to Re-Wire Electrical Panels in progress
- Replacement of light fixture damaged by traffic accident delivered and installed
- Building 1 Function Tests Passed (Ref. Sheet FA-5, FA-6, FA-11, FA-12, FA-14, FA-15)

PROJECT SCOPE

Scope of work consist of the following:
Fire Alarm Replacement: Campus wide
Canopy Lighting Replacement: Buildings 1 & 2
Electrical Transformer Replacement: Buildings 1 & 2
Mounted Building Lighting Replacement: Buildings 1, 2, 3, 5, & 6
Light Pole Replacement: Building 1
HVAC Renovations in Buildings 1, 2 & 3
Electrical Renovations: Building 1, 2, 3 & 4
Fire Sprinkler Installation: Building 1
Media Center Renovation: Building 1
Restroom Renovations: Buildings 1 & 2
Stem Lab Renovations and Life Safety Upgrades: Building 1
Stem Lab Renovations for ADA lift: Building 2
Chemistry Fume Hood Replacement: Building 1
Exterior Door Repair: Buildings 4 & 6
Exterior Painting: Building 4
Aluminum Window Replacement: Building 4

BUDGET

	Current Budget	Actuals	Remaining Budget
Pre Construction	$560,600	$471,905	$88,695
Construction	$7,350,955	$6,691,055	$659,900
Contingency	$102,176	$0	$102,176
Project Total:	**$8,013,731**	**$7,162,960**	**$850,771**

FLAG: SCHEDULE, Reason: Owner Delay

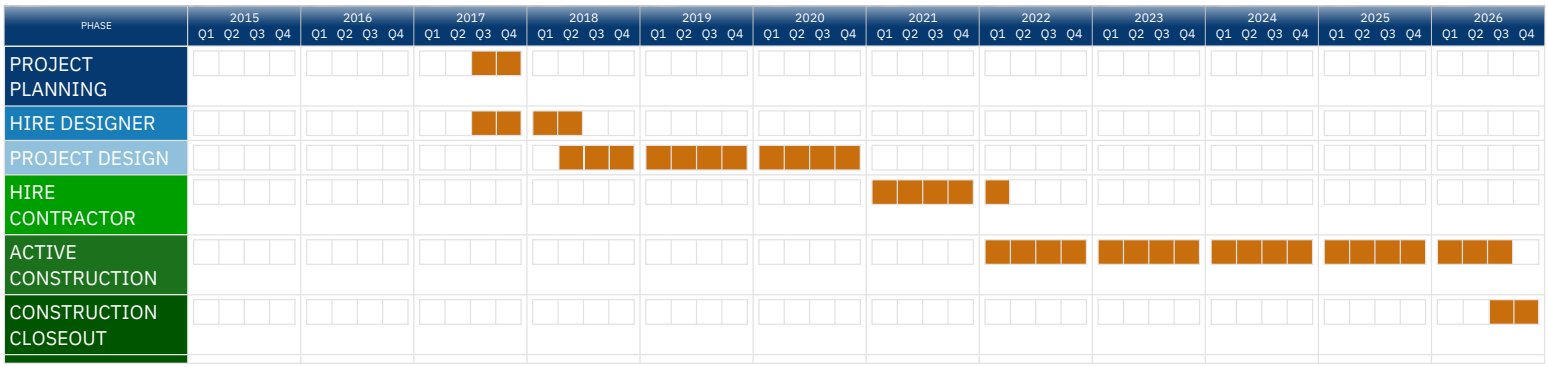

AECOM ATKINS

BROWARD County Public Schools

Harbordale Elementary School

Address 900 SE 15 STREET, FORT LAUDERDALE 33316
Board District: 3
ADEFP Budget: $2,407,495

Location Num: 0491
Board Member: Sarah Leonardi
Total Facilities Budget (Sum of Projects): $2,101,024

PRIMARY RENOVATIONS P.002068 Harbordale ES - SMART Program Renovations

CURRENT PHASE

7-Final Completion

RISK LEVEL

No Risk

PROJECT UPDATE

The phase was changed. The GC submitted a CI which is in scheduler review. A comment was left to submit an LD memo to address the delay of days. The GC was informed they need to upload the warranties in the PCP process.

PROJECT SCOPE

Scope of Work:
1) Re-Roofing: Buildings 05, 07, 09, 11, 13, 14, 15 & 16.
2) HVAC Improvements: Buildings 05, 10, 11, 13 & 16.
3) Electrical Work related to HVAC & Roofing Work.
4) Plumbing Work related to HVAC and Roofing work.

BUDGET

	Current Budget	Actuals	Remaining Budget
Pre Construction	$135,109	$116,226	$18,883
Construction	$1,965,915	$1,863,436	$102,479
Project Total:	**$2,101,024**	**$1,979,662**	**$121,362**

FLAG: BUDGET, Reason: Budget Adjustment

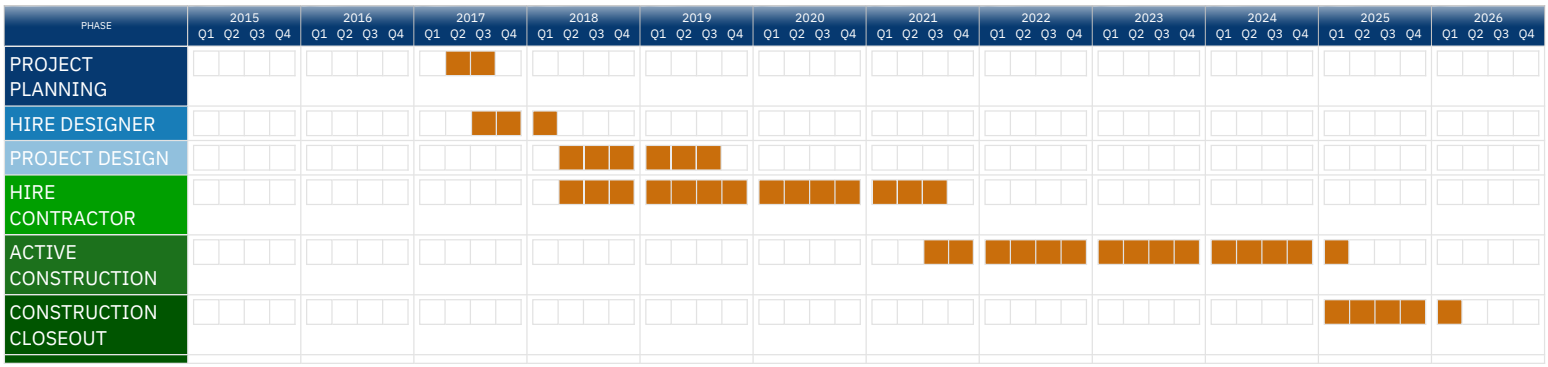

AECOM ATKINS

BROWARD County Public Schools

Hawkes Bluff Elementary School

Address 5900 SW 160 AVENUE, DAVIE 33331
Board District: 2
ADEFP Budget: $7,395,850

Location Num: 3131
Board Member: Rebecca Thompson
Total Facilities Budget (Sum of Projects): $6,852,890

PRIMARY RENOVATIONS P.001784 Hawkes Bluff ES - SMART Program Renovations

CURRENT PHASE

6-Substantial Completion

RISK LEVEL

No Risk

PROJECT UPDATE

This reporting phase will not change. The GC is waiting on the EOR to provide an ASI to remove the curb detail on the original drawing. This instance will be submitted to the BD for their review and the final building inspection will be scheduled and start the OEF 209 process.

The A/E designed the curb support. The GC submitted the design for the installation of the steel angles to the building department. The BD is reviewing and should provide a response in the upcoming week.

The A/E reviewed the school's structural support area and completed their design. The GC engineer did not approve it and returned it with comments. This back-and-forth between the GC and A/E is ongoing and has not been submitted to the BD. Once all parties agree on the structural curb support and it meets specifications, it will be submitted to the BD for approval.

The ORPM contacted the GC to address the deficiencies prior to rescheduling the inspection and to assure there is a representative onsite to complete this The building inspection was performed and failed.

The building was not accessible and the contractor was not onsite.

The 110b Certificate of Occupancy was executed by Chief Building Official on 11/30/23.
Pending certificate of final inspection OEF 209

PROJECT SCOPE

HVAC Improvements: Buildings 1 (1 CU & 10 FCU), 2 (2 FCU & 2 Chillers), 3 (1 RTU, 1 AHU, 3 FCU) , 4 (5 Gravity Ventilators, 9 FCU), 5 (7 Gravity Ventilators, & 12 FCU), 6 (4 Gravity Ventilators, & 7 FCU), & 8 (Wall unit)
Re-roofing: Buildings 1, 2, 3, 4, 5, & 75

BUDGET

	Current Budget	Actuals	Remaining Budget
Pre Construction	$593,022	$554,509	$38,513
Construction	$6,114,400	$6,093,829	$20,571
Contingency	$145,468	$0	$145,468
Project Total:	**$6,852,890**	**$6,648,338**	**$204,552**

FLAG:

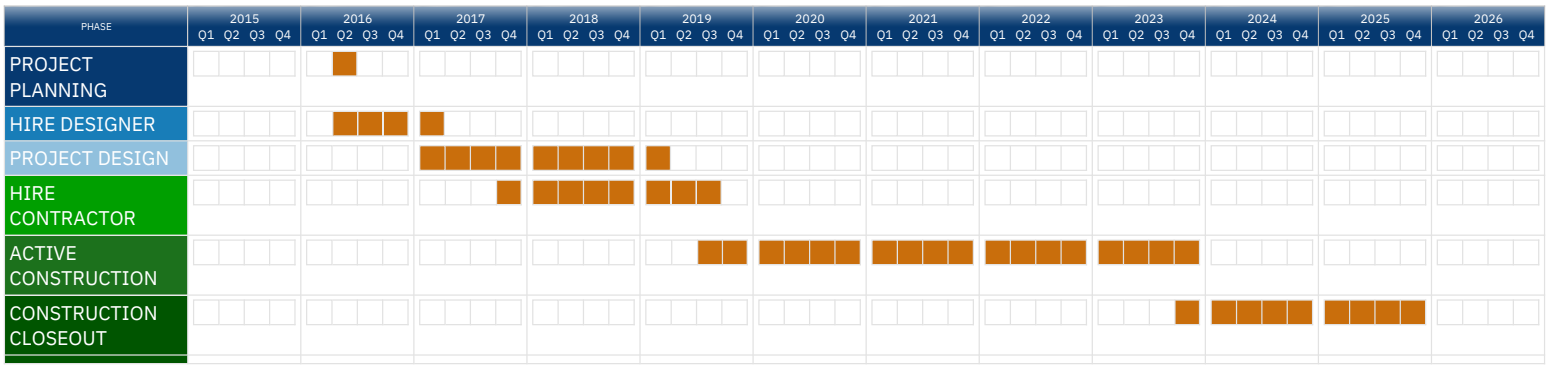

Hollywood Hills Elementary School

Address 3501 TAFT STREET, HOLLYWOOD 33021
Board District: 1
ADEFP Budget: $3,463,289

Location Num: 0111
Board Member: Maura McCarthy Bulman
Total Facilities Budget (Sum of Projects): $6,982,224

PRIMARY RENOVATIONS P.001845 Hollywood Hills ES - SMART Program Renovations

CURRENT PHASE

5B-Construction

RISK LEVEL

PROJECT UPDATE

Targeting the fail-open inspections.
PCO 14 approved in DCORP, and PCO 16 completed. Design started to deal with the pipes under the aluminum walkway (Current critical path). SKETCH sent to GC to start the proposal.
Working in other PCOs. PCO 18 for detection of existing ductwork leaks. This would allow obtain T&B=>Commissioning.
2024 Winter Break. Replacement of panels MDP1, transformer, and DP1: Correcting drawings for the replacement of 1200 amps breaker to 800Amps breaker.
ASI in progress for new VFDs.
2025 Spring Break replacement of panels "L" and "DP1F" and starter of AHU 1-7.
Missing 2 small panels replacement. GC/Sub in process.
Engineer working in the Fire Line As-Builts to complete city permit. Then, bacteriological test will be performed.
In the process of changing the starter in AHU 1-7 still waiting for the material. Electrician is expecting the supplier to deliver by mid-Dec.

PROJECT SCOPE

Re-roofing: Buildings 1, 2 & 8.
Door Replacements: Buildings 1 & 2.
Window Replacements: Building 2.
Exterior Painting: Buildings 1, 2, 8. 9, 11, & 13.
Aluminum Covered Walkway Replacement: Building 2
Electrical Improvements- Replace switchgear, and transformer at Buildings 1 & 2. Provide lightning protection at Buildings 10, & 13.
Fire Sprinklers: Building 1
HVAC Improvements- Components replaced: Buildings 1, 2, & 13.
Test and Balance: Building 1.
Replace Light fixtures and GFCI Receptacles.

BUDGET

	Current Budget	Actuals	Remaining Budget
Pre Construction	$356,971	$305,279	$51,692
Construction	$6,407,543	$5,358,632	$1,048,911
Contingency	$217,710	$0	$217,710
Project Total:	**$6,982,224**	**$5,663,911**	**$1,318,313**

FLAG:

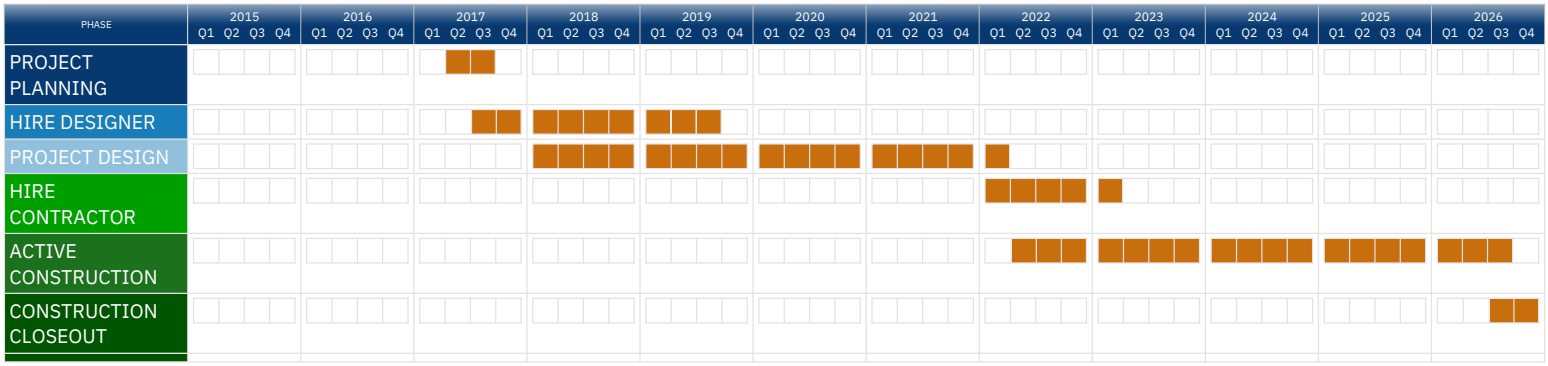

AECOM ATKINS

BROWARD County Public Schools

Hollywood Park Elementary School

Address 901 N 69 WAY, HOLLYWOOD 33024
Board District: 1
ADEFP Budget: $7,308,249

Location Num: 1761
Board Member: Maura McCarthy Bulman
Total Facilities Budget (Sum of Projects): $6,965,250

PRIMARY RENOVATIONS P.001788 Hollywood Park ES - SMART GOB Renovations

CURRENT PHASE

7-Final Completion

RISK LEVEL

PROJECT UPDATE

This reporting phase will not change. District Counsel requested information on this project. The understanding of dates on the 01770 forms to establish substantial and final completion. Pending is PCO-16 DCO CA with entitlement.

This project is being handled by district counsel. The latest update is the submittal of certain closeout documents in need of revision. This was completed by both GC and A/E then returned to district for their usage.

The test and balance report for the RTU, Chillers, and pumps that was approved by EOR was submitted to the commissioning agent who submitted their report to the BD official for review if approved the OEF 209 will be executed. Pending PCO-16 for additional CA per PSA PART 1 - ARTICLE 4 - Maintenance of Records is in the A/E court to submit their time records for all concerned to review.

No changes has been made to date : The contractor has submitted a claim for General Conditions. The A/ E submitted PCO-16 for additional extended CA.
The OEF 209 was returned for the missing RU testing. The scope of work included the replacement of existing HVAC equipment the AHU , RTU , exhaust fans in building 4 T&B. There were two new chillers which were not included in the report.
This is pending with the ORPM and commissioning agent.
Two pending PCOs are in process one TIA requesting time and money for additional extended CA from the A/E. The certificate of final inspection OEF 209 will be submitted to the building department in the first week of November 2024.

The 110B was executed on July 13, 2023, the project is in a holding pattern pending further review and input.

PROJECT SCOPE

Aluminum Window Replacement: Buildings 1 & 2
Reroofing: Buildings 1, 2, 3 & 4
Electrical Exterior Lighting Replacement.
Exterior Painting: Buildings 1, 2, 3 & 4.
Door Hardware Replacement: Buildings 1 & 2.
Media Center Renovation Building 1.
ADA Restroom Renovations: Building 1
Clinic Restroom ADA Renovations Building 01.
Fire Protection Building 01. (Buildings 02, 03 & 04 Have been de-scoped).
HVAC Chiller Replacement, Chiller Yard.
HVAC Unit, Ductwork Replacement Building 01.
HVAC Test and Balance.
Electrical Switch Gear Replacement.

BUDGET

	Current Budget	Actuals	Remaining Budget
Pre Construction	$520,603	$480,118	$40,485
Construction	$6,148,818	$6,108,213	$40,605
Contingency	$295,829	$0	$295,829
Project Total:	**$6,965,250**	**$6,588,331**	**$376,919**

FLAG:

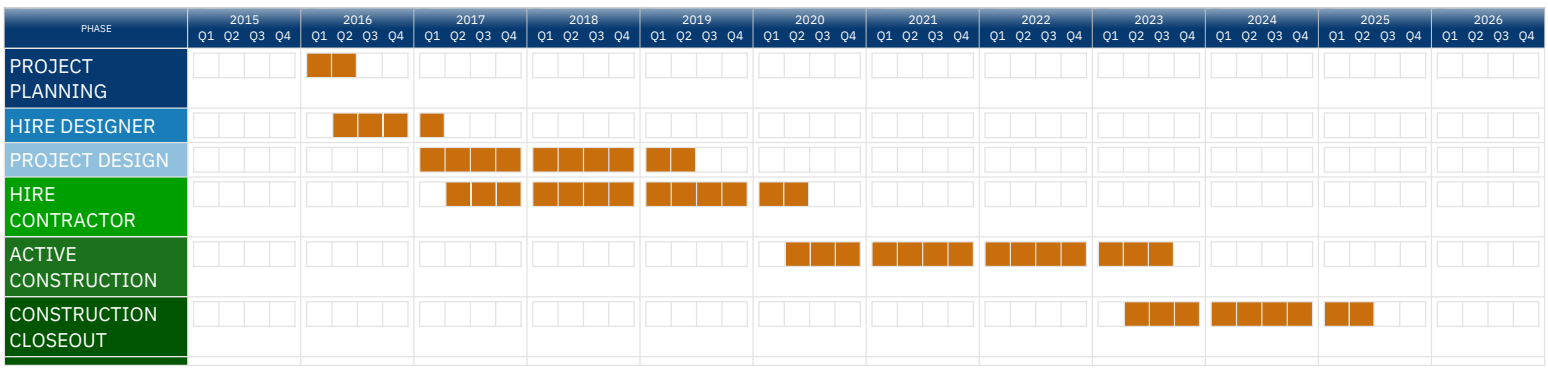

AECOM ATKINS

BROWARD County Public Schools

Horizon Elementary School

Address 2101 PINE ISLAND ROAD, SUNRISE 33322
Board District: 5
ADEFP Budget: $1,888,949

Location Num: 2531
Board Member: Dr. Jeff Holness
Total Facilities Budget (Sum of Projects): $1,662,971

PRIMARY RENOVATIONS P.002038 Horizon ES - SMART Program Renovations

CURRENT PHASE

6-Substantial Completion

RISK LEVEL

No Risk

PROJECT UPDATE

No changes this reporting period. The GC was contacted to upload the warranties in the PCP process. Pending is PCO-14 in hold for PCO/CO bundling. This project is part of the PCP process. The GC is in the process of preparing closeout binder documents and flash drive.

OEF 110B was executed by 12/9/2024.

PROJECT SCOPE

HVAC Improvements: Building 1
Media Center Renovations: Building 1
Re-roofing: Buildings 2, 3, 5 & 85
The existing electrical Main Disconnect Panel(MDP) failed, so a new electrical feed is being designed for the chillers.

BUDGET

	Current Budget	Actuals	Remaining Budget
Pre Construction	$128,728	$108,702	$20,026
Construction	$1,518,395	$1,514,905	$3,490
Contingency	$15,848	$0	$15,848
Project Total:	**$1,662,971**	**$1,623,607**	**$39,364**

FLAG:

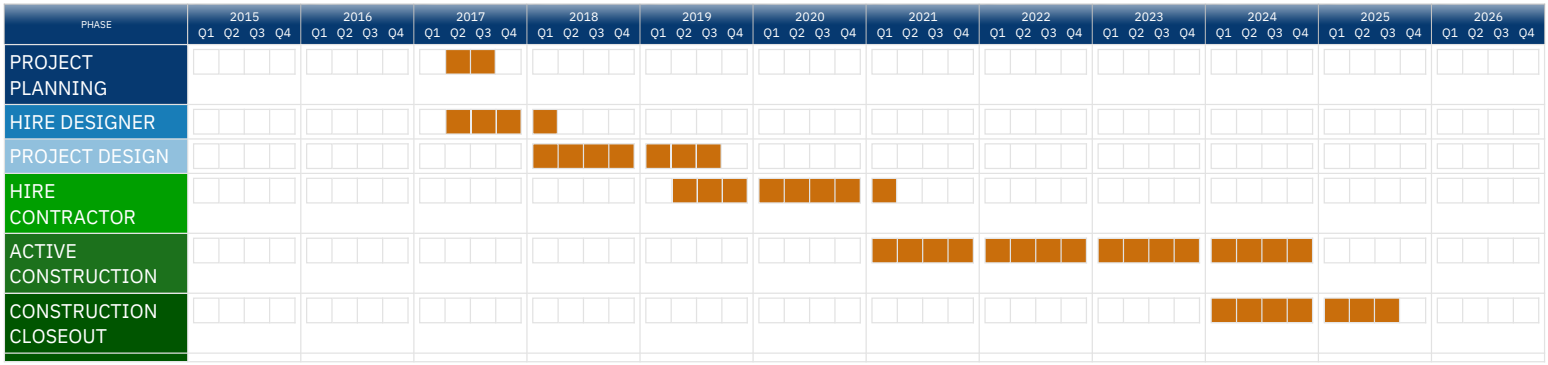

Indian Trace Elementary School

Address 400 INDIAN TRACE, WESTON 33326
Board District: 6
ADEFP Budget: $10,611,097

Location Num: 3181
Board Member: Brenda Fam, Esq
Total Facilities Budget (Sum of Projects): $10,252,100

PRIMARY RENOVATIONS P.001980 Indian Trace ES - SMART Program Renovations

CURRENT PHASE

5B-Construction

RISK LEVEL

PROJECT UPDATE

1) Fire alarm installation continues Devices - 94% installed; Fire Alarm Control Panel installation/Programming continues.
2) Building 2: installation of FCU's completed, Ductwork Ongoing
3) Building 4 FCU's ongoing, including revisions due to size and locations
4) Painting and other A/E Difficiency list work ongoing

PROJECT SCOPE

Re-roofing: Buildings 1, 2, 3, 4, 5, 6, 8, & 9.
Exterior Painting: Buildings 1, 2, 3, 4, 5, 6, 8,& 9.
HVAC Improvements- Component replacement at Buildings 1, 2, 3, 4, 5, & 6. Coordinate mechanical units at Buildings 8 and 9.
Fire Alarm Replacement: Campus-wide.

BUDGET

	Current Budget	Actuals	Remaining Budget
Pre Construction	$389,386	$349,782	$39,604
Construction	$8,964,293	$8,795,872	$168,421
Contingency	$898,421	$0	$898,421
Project Total:	**$10,252,100**	**$9,145,654**	**$1,106,446**

FLAG:

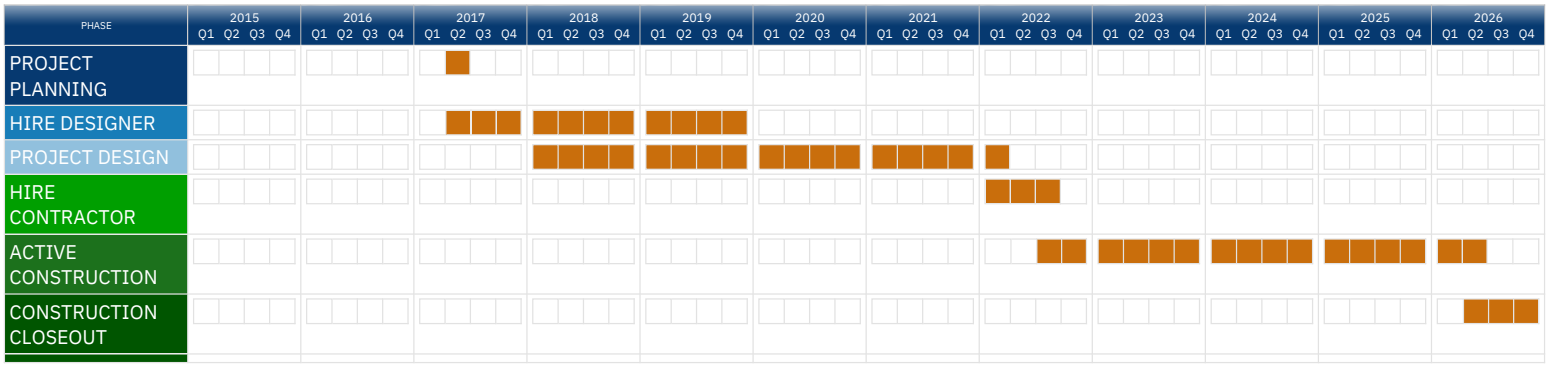

AECOM ATKINS

BROWARD County Public Schools

J.P. Taravella High School

Address 10600 RIVERSIDE DRIVE, CORAL SPRINGS 33071
Board District: 4
ADEFP Budget: $18,298,349

Location Num: 2751
Board Member: Lori Alhadeff
Total Facilities Budget (Sum of Projects): $15,699,000

PRIMARY RENOVATIONS P.001942 J.P. Taravella HS - SMART Program Renovations

CURRENT PHASE

5B-Construction

RISK LEVEL

PROJECT UPDATE

The contractor has completed re-inspections for past failed inspections. The final mechanical, electrical, and plumbing inspections have passed. The contractor installed the new device and passed the function test. The final Fire with NFPA 72 inspection resulted in the need to test another AHU duct detector and the Refrigerant monitoring system. The AHU passed inspection and the Refrigerant Monitoring system required repair of an existing exhaust and addition of new ductwork.

PROJECT SCOPE

Safety / Security Upgrade
Window Replacement: Building 4
Re-roofing Buildings 1 and 7
HVAC and Electrical Improvements: Buildings 1, (25 Air Handling Units, 3 Window AC units, New DDC Controls, Test & Balance, and 25 Exit Signs), 2 (4 exhaust fans with new roof curbs and back draft dampers, 3 air handler units, and new DDC controls), 3 (3-circulating pumps, 6-new pumps, DDC controls, and 2-chillers and new chilled water piping), 4 (1 -AHU, new DDC controls, 1-exhaust fan, provide roof curb and back draft damper, and Test & Balance), 5 (3-AHU, remove existing air-cooled chiller and associated components, prep existing chilled water pipes, to remain, for a new connection to the chilled water system, and Test & Balance), 8 (new connection to the chilled water system, and Test & Balance)
Media Center Improvements
School Choice Enhancement
STEM Lab Improvements: Building 1 (1st Floor Rooms 203 & 205, 312 & 312A and 2nd Floor Rooms 516, 525 & 526)
Science Lab (Room 525): Demo all sinks and associated piping, provide new sinks with water & gas piping; provide acid waste piping to new lab sinks; and emergency eyewash shower (Building 10 - 1st Floor Rooms 1016 & 1018)

BUDGET

	Current Budget	Actuals	Remaining Budget
Pre Construction	$918,272	$854,818	$63,454
Construction	$14,297,305	$13,701,073	$596,232
Contingency	$483,423	$0	$483,423
Project Total:	**$15,699,000**	**$14,555,891**	**$1,143,109**

FLAG:

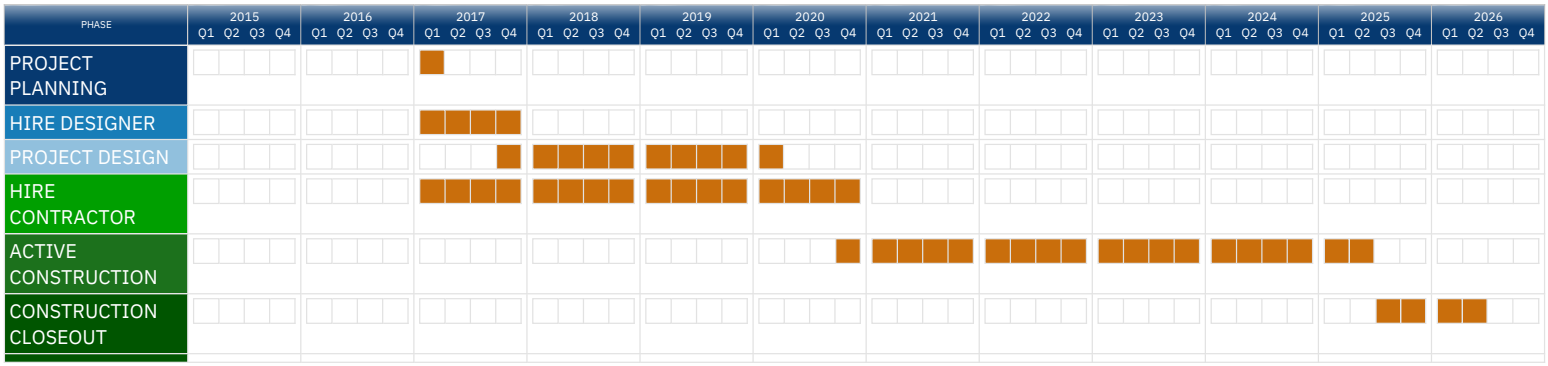

AECOM ATKINS

BROWARD County Public Schools

James S. Hunt Elementary School

Address 7800 NW 35 COURT, CORAL SPRINGS 33065
Board District: 4
ADEFP Budget: $9,737,258

Location Num: 1971
Board Member: Lori Alhadeff
Total Facilities Budget (Sum of Projects): $9,303,620

PRIMARY RENOVATIONS P.002059 James S. Hunt ES - SMART Program Renovations

CURRENT PHASE

7-Final Completion

RISK LEVEL

No Risk

PROJECT UPDATE

A walkthrough in April 2025 to address deficiencies found during the final warranty walk.

This project has three pending PCOs two on hold for PCO/CO and one PCO 31 for the additional fire alarm devices in PM review / CCD agree.
The amount of potential liquidated damages did not exceed the remaining contract balance.
Form 110B was signed on 9/19/2024
OEF 209 was executed on 10/18/24

PROJECT SCOPE

Re-roofing: Buildings 2, 5, 6 & 7.
Exterior Painting: Building 1.
Doors Replacement: Building 5, 6, & 7.
Fire Sprinklers: Building 1.
ADA Restrooms Improvements: Building 1.
Fire Alarm System Replacement: Campus-wide.
HVAC Improvements: Buildings 1, 5, 6, 7, and chiller yard.

BUDGET

	Current Budget	Actuals	Remaining Budget
Pre Construction	$435,000	$378,166	$56,834
Construction	$8,510,943	$8,486,713	$24,230
Contingency	$357,677	$0	$357,677
Project Total:	**$9,303,620**	**$8,864,879**	**$438,741**

FLAG:

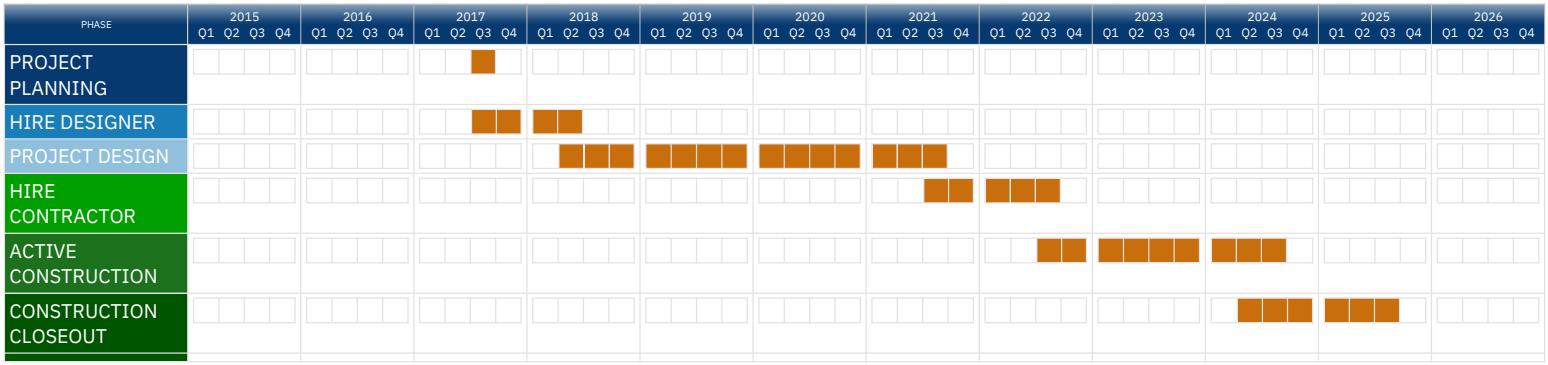

AECOM ATKINS

BROWARD County Public Schools

Lake Forest Elementary School

Address 3550 SW 48 AVENUE, PEMBROKE PARK 33023
Board District: 1
ADEFP Budget: $3,923,117

Location Num: 0831
Board Member: Maura McCarthy Bulman
Total Facilities Budget (Sum of Projects): $3,171,161

PRIMARY RENOVATIONS P.001886 Lake Forest ES - SMART Program Renovations

CURRENT PHASE

7-Final Completion

RISK LEVEL

No Risk

PROJECT UPDATE

This reporting period will not change. The PMOR was sent an email to the GC to move forward with this PCO. If they are going with the their counsel please provide the document. An LD letter was uploaded for the GC to advise that there was no LD accrued.

The GC continues to decline to acknowledge the results of PCO-17 Time extension. Per their most recent conversation the GC said the days does not provide valid days of delays and will not be signed by them.

The ORPM has contacted the GC and requested a response regarding their plan for moving forward with this process. Since the GC has declined the results of the scheduler and after consulting with their counsel, the ORPM has been asked to submit a timeframe for the GC to reply. If no response is received within this timeframe, TIA PCO-17 will be voided.

The GC submitted a TIA the scheduler review has found the requested days not be approved. The GC has declined to sign the 1250g form and reached out to their counsel. The A/E confirmed that there are no pending invoices a CLPO was created for their approval. The GC submitted their invoice and a LD letter was created to show no losses for the owner therefore, no LD assessed.

The certificate of occupancy OEF 110B executed 04/29/2022
The certificate of final inspection OEF 209 was executed by the building department on 09/11/2024 and turned over to the board doc team.

PROJECT SCOPE

Reroofing: Buildings 01, 03, 05, 06, 07, 09, 10, & 13
HVAC Improvements: Controls, Condenser Units and Air Handlers to Buildings 01, 03, 04, 05, 06, & 07

BUDGET

	Current Budget	Actuals	Remaining Budget
Pre Construction	$336,056	$332,216	$3,840
Construction	$2,784,234	$2,771,748	$12,486
Contingency	$50,871	$0	$50,871
Project Total:	**$3,171,161**	**$3,103,964**	**$67,197**

FLAG:

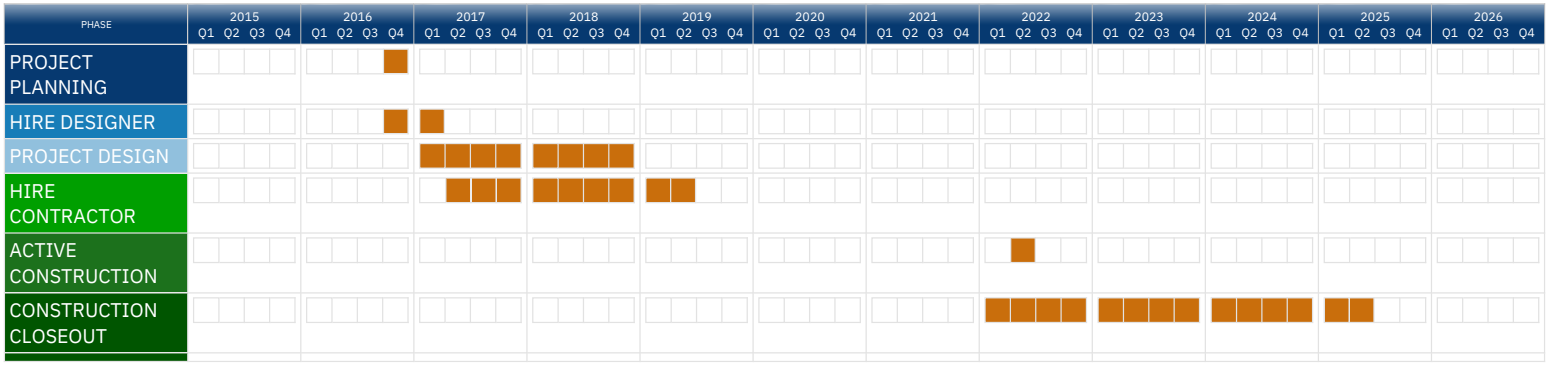

Lakeside Elementary School

Address 900 NW 136 AVENUE, PEMBROKE PINES 33028
Board District: 2
ADEFP Budget: $4,891,240

Location Num: 3591
Board Member: Rebecca Thompson
Total Facilities Budget (Sum of Projects): $4,284,240

PRIMARY RENOVATIONS P.002070 Lakeside ES - SMART Program Renovations

CURRENT PHASE

7-Final Completion

RISK LEVEL

No Risk

PROJECT UPDATE

This reporting period phase will not change: The GC mentioned to PMOR that they are not going to submit a CI until their TIA is approved. The GC has not resubmitted a TIA since 2024. The A/E was informed that they will need to provide their reporting from the walkthrough prior to submitting their warranty line-item.

The GC hasn't resubmitted the TIA they billed up to 79% of their PO and have not billed since 2022. The PMOR was asked to contact the GC and request that they move forward to start a billing process and decide if they have the documentation to resubmit their TIA.

The GC has not replied or resubmitted a TIA. The GC has a substantial amount on the PO and the ORPM has requested that they start a billing process to which they have not responded to. A second request was sent to the A/E and GC to submit the closeout documents. The A/E attended both warranty walkthroughs submitted their reports was informed they can submit their invoice for this commitment.

The GC TIA was not approved. It was recommended that the GC start over and resubmit per the scheduler review the pre-impact and post-impact schedules. These details will be reviewed to determine if there is a possibility of liquidated damages being assessed against the GC.
The A/E has submitted PCO-4 for extended Construction Administration (CA) services, which is currently on Hold for PCO/CO bundling.

The Certificate of Occupancy OEF 110B was executed by the building department 04/06/2024
The Certificate of Final Inspection OEF 209 was executed on 09/04/2024 and was turned over to the board doc team.

PROJECT SCOPE

Electrical Improvements
Exterior Lighting: Campus-wide
HVAC Improvements
Duck Heater, AHU Building 4, Controls: Building 17
Window-mount A/C: Building 4
Re-Roofing: Building 4, 8, 9, & 10

BUDGET

	Current Budget	Actuals	Remaining Budget
Pre Construction	$251,000	$222,736	$28,264
Construction	$3,826,275	$3,110,760	$715,515
Contingency	$206,965	$0	$206,965
Project Total:	**$4,284,240**	**$3,333,496**	**$950,744**

FLAG:

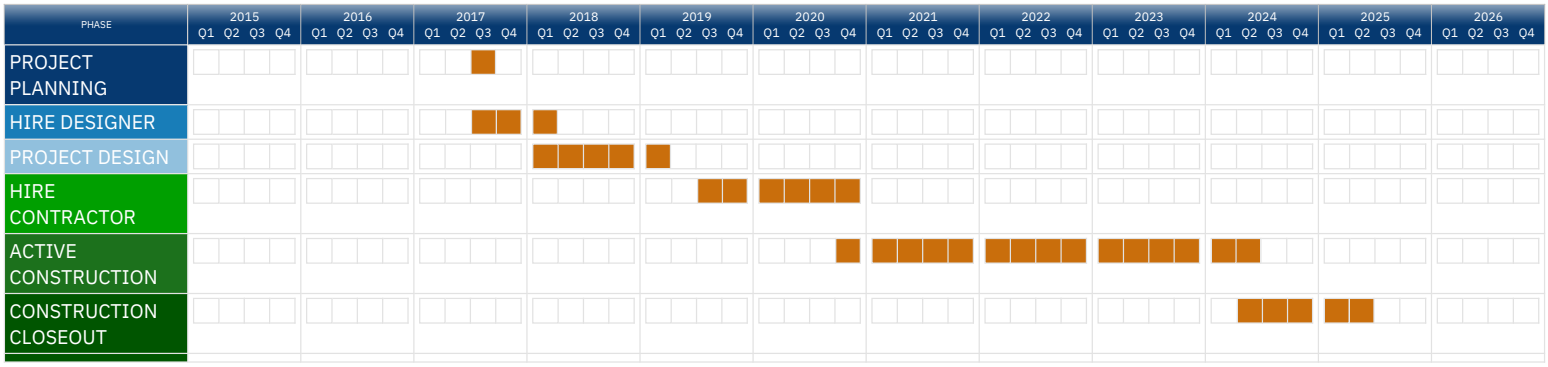

Lauderdale Lakes Middle School

Address 3911 NW 30 AVENUE, LAUDERDALE LAKES 33309
Board District: 5
ADEFP Budget: $8,468,146

Location Num: 1701
Board Member: Dr. Jeff Holness
Total Facilities Budget (Sum of Projects): $7,421,670

PRIMARY RENOVATIONS P.001637 Lauderdale Lakes MS - SMART Program Renovations

CURRENT PHASE

8-Financial Closeout

RISK LEVEL

No Risk

PROJECT UPDATE

This reporting period will remain the same. The A/E has declined to provide a warranty report stating they have completed this process a while ago. However, no documentation to support this process being completed. An email was sent to address this and the A/E was advised that the pending CI will be voided at the end of the upcoming week in April 2025. All other instances have been completed.

There are no changes for this reporting period. The A/E has not moved forward with submitting the warranty walkthrough report. The PMOR TL has been informed to contact the A/E. If they do not comply, the CI will be voided. All other instances are completed.

The A/E was contacted and has not moved forward on performing the contractually required warranty walkthrough. The A/E mentioned several warranty walkthroughs were performed but no reporting was made. The A/E has a CI pending and will not be processed without the report.

The assigned construction coordinator as well as the PM will be in attendance. Once the walkthrough documents have been submitted the CI will be approved for processing.

The GC and A/E informed that they submitted the closeout in 2022 all documents are in the closeout folder but no transmittal showing it was submitted to the district.

The certificate of occupancy OEF 110B was executed by the building department on 01/11/2024
The certificate of final inspection OEF 209 was executed on 10/31/2024

PROJECT SCOPE

Fire Alarm: Building 1, 2, 3, & 4
Fire Sprinklers: Building 1
Media Center Improvements: Building 1
Re-Roofing: Building 1, 2, 3, & 4
Stucco, Waterproofing, and Interior Repairs: Building 1
HVAC System Replacement: Building 1 & 2
Test & Balance: Building 1 & 2

BUDGET

	Current Budget	Actuals	Remaining Budget
Pre Construction	$534,328	$501,599	$32,729
Construction	$6,852,306	$6,729,230	$123,076
Contingency	$35,036	$0	$35,036
Project Total:	**$7,421,670**	**$7,230,829**	**$190,841**

FLAG:

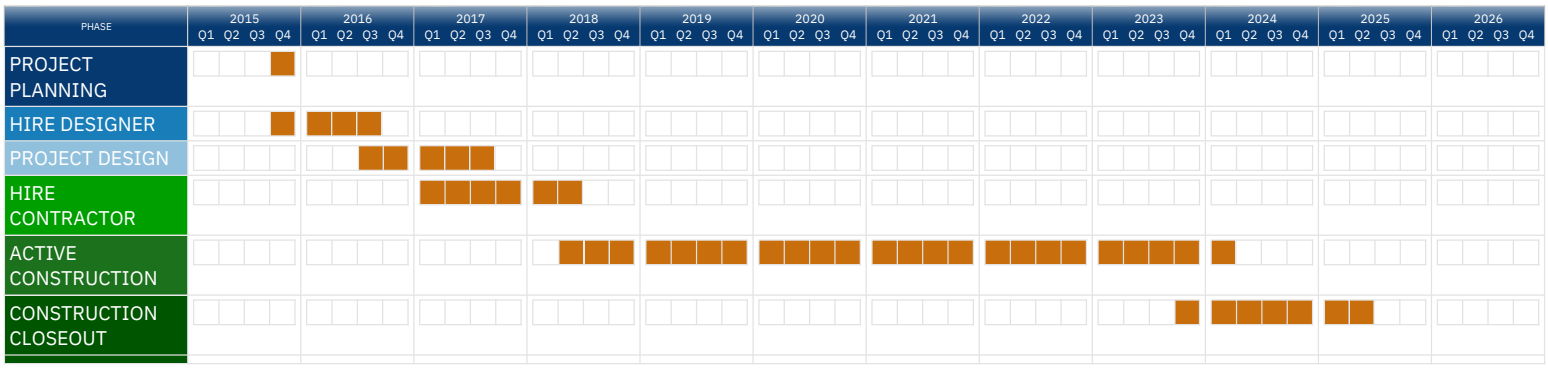

Lauderdale Manors Early Learning and Resource Center

Address 1400 NW 14 COURT, FORT LAUDERDALE 33311
Board District: 5
ADEFP Budget: $7,111,500

Location Num: 0431
Board Member: Dr. Jeff Holness
Total Facilities Budget (Sum of Projects): $8,900,000

PRIMARY RENOVATIONS P.001635 Lauderdale Manors Early Learning and Resource Center - SMART Program Renovations

CURRENT PHASE

5B-Construction

RISK LEVEL

PROJECT UPDATE

-Submittals 100% Complete. DOP Purchase Order Issued
-Window replacement - Bldg 1, 2, 4, and 5 - 60% Complete
-HVAC component replacement - Bldg 1 - 7. Bldg 17 - 40% Complete
-Test and balance the existing system. - 50% Complete
-Exterior painting - Bldg 2 and 9. - 95% Complete
-Door replacement - Bldg 1, 2, 5, and 9. - 0% Complete
-ADA restroom renovation - Bldg 1, 4 and 5. - 100% Complete

Activities Scheduled for this month:
-Exterior Painting - Ongoing
-Pre- Test and Balance of existing HVAC System - Ongoing
-Building 2 Unit Ventilators replacement - Complete
-Building 2 window replacement - Complete
-Building 4 window replacement - Upcoming
-Building 4 Unit Ventilators replacement - Upcoming
-Building 7 AHU replacement - Ongoing

PROJECT SCOPE

Window replacement - Bldg 1, 2, 4, and 5.
HVAC component replacement - Bldg 1 - 7. Bldg 17 - Test and balance the existing system.
Exterior painting - Bldg 2 and 9.
Door replacement - Bldg 1, 2, 5, and 9.
ADA restroom renovation - Bldg 1, 4 and 5.

BUDGET

	Current Budget	Actuals	Remaining Budget
Pre Construction	$364,932	$287,740	$77,192
Construction	$4,985,408	$2,065,083	$2,920,325
Contingency	$65,660	$0	$65,660
Project Total:	**$5,416,000**	**$2,352,823**	**$3,063,177**

FLAG: BUDGET, Reason: Budget Adjustment

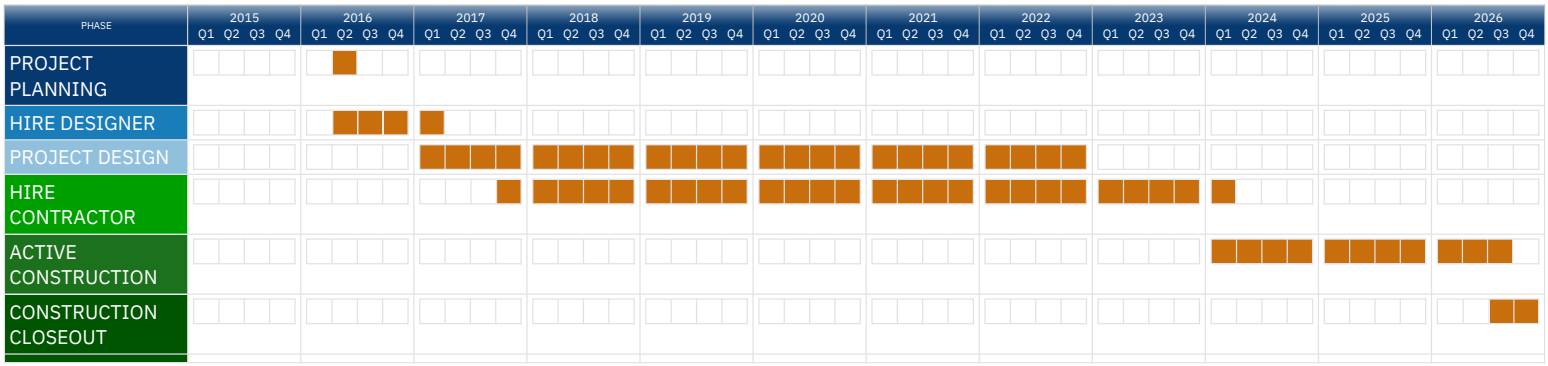

Lauderdale Manors Early Learning and Resource Center

Address 1400 NW 14 COURT, FORT LAUDERDALE 33311
Board District: 5
ADEFP Budget: $7,111,500

Location Num: 0431
Board Member: Dr. Jeff Holness
Total Facilities Budget (Sum of Projects): $8,900,000

PRIMARY RENOVATIONS P.001635-RC1 Lauderdale Manors Early Learning and Resource Center - SMART Roof Carve Out

CURRENT PHASE

7-Final Completion

RISK LEVEL

No Risk

PROJECT UPDATE

The phase this reporting period will change. The GC was informed that they need to submit an invoice (CI) for the remaining balance with exception of the $150k contingency. This needs to be settled before it can be taken considered and added as a board item. Once this process is completed then the GC can submit billing for their retainage.

The OEF 209 was signed by the building department 2.5.2025
-All roofing work has been completed and final.
-1/6/25: The 110B was signed by the Building Dept.
-1/13/25: The 110B was signed by the Superintendent.

PROJECT SCOPE

Reroofing of Bldgs 1, 2, 4, 5, 6, 7, 8, 9, & 10.

BUDGET

	Current Budget	Actuals	Remaining Budget
Construction	$3,108,580	$3,083,822	$24,758
Contingency	$375,420	$0	$375,420
Project Total:	**$3,484,000**	**$3,083,822**	**$400,178**

FLAG:



Lauderhill 6-12 STEM-MED Magnet School

Address 1901 NW 49 AVENUE, LAUDERHILL 33313
Board District: 5

ADEFP Budget: $7,282,410

Location Num: 1391
Board Member: Dr. Jeff Holness
Total Facilities Budget (Sum of Projects): $11,725,900

PRIMARY RENOVATIONS P.001801 Lauderhill 6-12 STEM-MED Magnet School - Smart Program Renovations

CURRENT PHASE

5B-Construction

RISK LEVEL

PROJECT UPDATE

All work has been carved out into new CSMP projects with the exception of the Media Center. Media Center FF&E work has been delivered with punch list walkthrough finished and vendor purchase orders completed. BCPS IT is following up on three IT purchase orders, and when these are completed, this MPU process will be done.
The final 2 POs were approved by Capital.

PROJECT SCOPE

This project has been carved out by disciplines with the Media Center Improvements remaining.
Fire Sprinkler Protection at Buildings 1 & 2 (1801-FSP).
Fire Alarm System Replacement at campus (1801-FA1).
ADA Restrooms work at Building 1 (1801-ADA).
HVAC improvement work at Building 1 with 9 AHUs to be replaced (1801-HVC).
Re-roofing improvements work at Building 1 (1801-RC1).

BUDGET

	Current Budget	Actuals	Remaining Budget
Pre Construction	$396,933	$365,926	$31,007
Construction	$1,077,567	$1,069,809	$7,758
Project Total:	**$1,474,500**	**$1,435,735**	**$38,765**

FLAG:

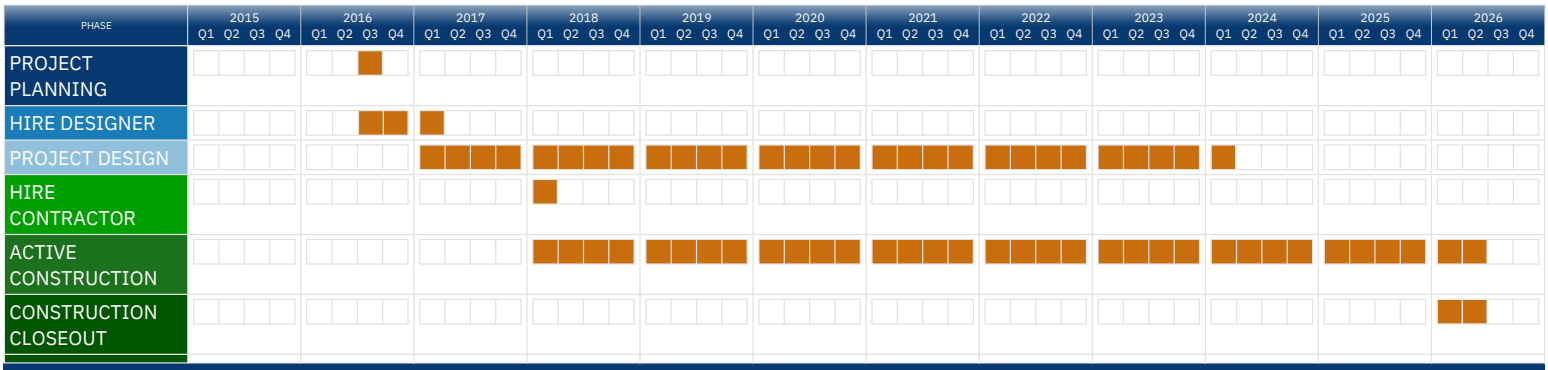

PRIMARY RENOVATIONS P.001801-ADA Lauderhill 6-12 STEM-MED Magnet School - SMART ADA Restrooms

CURRENT PHASE

3-Design

RISK LEVEL

PROJECT UPDATE

PreCon (the Consultant) submitted R03 100% CD to the Building Department.

PROJECT SCOPE

ADA RESTROOMS 101 & 104.
ADA RESTROOMS 177 & 178.

BUDGET

	Current Budget	Actuals	Remaining Budget
Pre Construction	$12,505	$0	$12,505
Construction	$587,495	$0	$587,495
Project Total:	**$600,000**	**$0**	**$600,000**

FLAG:

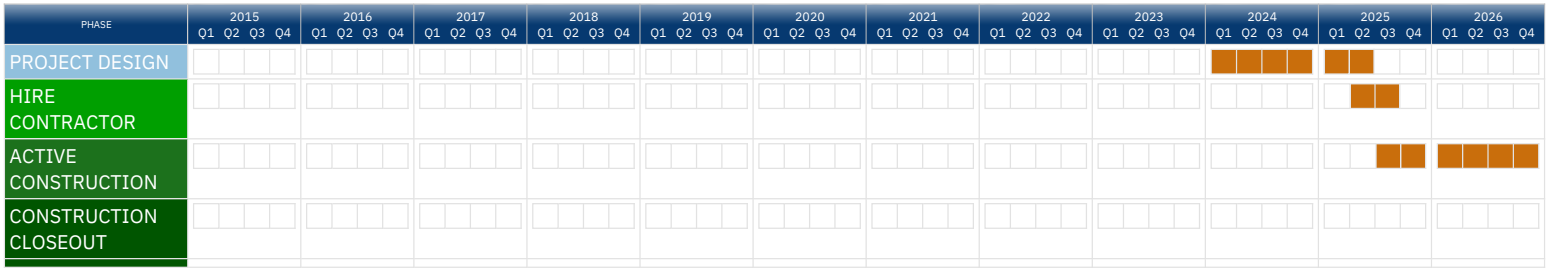

Lauderhill 6-12 STEM-MED Magnet School

Address 1901 NW 49 AVENUE, LAUDERHILL 33313
Board District: 5
ADEFP Budget: $7,282,410

Location Num: 1391
Board Member: Dr. Jeff Holness
Total Facilities Budget (Sum of Projects): $11,725,900

PRIMARY RENOVATIONS P.001801-FA1 Lauderhill 6-12 STEM-MED Magnet School - SMART Fire Alarm Replacement

CURRENT PHASE

5B-Construction

RISK LEVEL

No Risk

PROJECT UPDATE

Installing conduits and boxes above ceiling in building 1.

PROJECT SCOPE

Design Build Fire Alarm system to replace the existing campus-wide system at Buildings 1,2,3,4,5,6 & 7.

BUDGET

	Current Budget	Actuals	Remaining Budget
Construction	$1,990,000	$425,318	$1,564,682
Contingency	$100,500	$0	$100,500
Project Total:	**$2,090,500**	**$425,318**	**$1,665,182**

FLAG:



PRIMARY RENOVATIONS P.001801-FSP Lauderhill 6-12 STEM-MED Magnet School - SMART Fire Sprinkler

CURRENT PHASE

5B-Construction

RISK LEVEL

PROJECT UPDATE

Contractor calling rough inspections.

PROJECT SCOPE

Design Build new Fire Sprinklers in Buildings 1 & 2.
This proposal is based on equipping the entire 60,772 sq. ft. Building# I
with a wet pipe sprinkler system including the following:

Underground fire line from the East side of NW 75?? Ave. up to the building wall, including DOC, fire hydrant and FDC.

Restore all asphalt, pavement, concrete, drywall, and plaster.

Paint all restored areas and exposed piping.

Replace all ceiling tiles damaged during the installation process.

BUDGET

	Current Budget	Actuals	Remaining Budget
Pre Construction	$1,796	$955	$841
Construction	$1,225,378	$1,069,605	$155,773
Contingency	$58,726	$0	$58,726
Project Total:	**$1,285,900**	**$1,070,560**	**$215,340**

FLAG:



Lauderhill 6-12 STEM-MED Magnet School

Address 1901 NW 49 AVENUE, LAUDERHILL 33313
Board District: 5

ADEFP Budget: $7,282,410

Location Num: 1391
Board Member: Dr. Jeff Holness
Total Facilities Budget (Sum of Projects): $11,725,900

PRIMARY RENOVATIONS P.001801-HVC Lauderhill 6-12 STEM-MED Magnet School - SMART HVAC

CURRENT PHASE

4-Bid & Award

RISK LEVEL

PROJECT UPDATE

PM received 800B, Proposal and schedule, which was reviewed by the Atkins, A/,E and AECOM team.

PROJECT SCOPE

HVAC replacement Bldg 1, Bldg 7, and test and balance at Buildings 1 & 2.

BUDGET

	Current Budget	Actuals	Remaining Budget
Pre Construction	$330,933	$135,184	$195,749
Construction	$2,032,409	$0	$2,032,409
Contingency	$100,075	$0	$100,075
Project Total:	**$2,463,417**	**$135,184**	**$2,328,233**

FLAG:



PRIMARY RENOVATIONS P.001801-RC1 Lauderhill 6-12 STEM-MED Magnet School - SMART Re-Roofing

CURRENT PHASE

8-Financial Closeout

RISK LEVEL

No Risk

PROJECT UPDATE

This reporting period will remain the same. The GC release of retainage was approved and they have been informed to submit their final billing to closeout the PO. This project did not have an A/E.

This PO has met all of its financial commitments. PCO-07 return of unused contingency was the balance on the PO which was approved.

Pending in GC review court PCO-7 to submit return of unused contingency. Once this is processed the PO will be closed.

Certificate of occupancy, 110B, was approved by the District Superintendent of 04/17/2024.
Certificate of Final Inspection OEF 209 was executed by the building department on 09/10/2024 and turned over to the board doc team pending the DOP processes to send to board for approval.

PROJECT SCOPE

This Roof Carve-out project consists of the removal and replacement of the existing roof on the buildings # 1-2-3-4-5, and related roof top mechanical equipment.

GC Engineer: Alvaro Mejia, PE # 69771

BUDGET

	Current Budget	Actuals	Remaining Budget
Construction	$3,811,583	$3,811,583	$0
Project Total:	**$3,811,583**	**$3,811,583**	**$0**

FLAG:



AECOM ATKINS

BROWARD County Public Schools

Lauderhill Community School at Park Lakes Learning Center (f.k.a. Castle Hill Annex)

Address 4747 NW 14TH STREET, LAUDERHILL 33313
Board District: 5
ADEFP Budget: $1,887,500

Location Num: 1382
Board Member: Dr. Jeff Holness
Total Facilities Budget (Sum of Projects): $1,787,500

PRIMARY RENOVATIONS P.002092 Lauderhill CS at Park Lakes Learning Center (f.k.a. Castle Hill Annex) - SMART Program Renovations

CURRENT PHASE

5B-Construction

RISK LEVEL

PROJECT UPDATE

As of 3/31/25

1. COMPLETED - 3rd Function Test For F/A System Has been Coordinated & Scheduled & Completed On 02/21/25
2. COMPLETED - GC Is Preparing To Complete The Group Of F/A Inspections - Battery Test, Safety, NFPA72 Inspections -
3. COMPLETED - GC SCHEDULED WALTKROUGH & TRAINING OF FA SYSTEM WITH PPO & FACILITIES
4. COMPLETED - PERMISSION TO DEMO INSPECTION -
5. COMPLETED - Demolition Of Existing F/A System - Scheduled For MARCH 2025

6. IN PROGRESS - GC has submitted 1770a Form in eBuilder to begin deficiency walkthrough with AE
7. IN PROGRESS - COMMISSIONING AGENT - TO BEGIN COMMISSIONING OF AHU's

PROJECT SCOPE

Building Envelope Improvements (Roof, Window, Ext Wall, etc.) - Exterior painting, Exterior Doors, Frames, and Hardware
Full Fire Alarm Replacement
HVAC Improvements - Roof-mounted duct heater replacement.
Media Center improvements - Carpet replacement, new baseboards, painting of walls and doors.

BUDGET

	Current Budget	Actuals	Remaining Budget
Pre Construction	$123,500	$73,215	$50,285
Construction	$1,331,818	$1,260,581	$71,237
Contingency	$332,182	$0	$332,182
Project Total:	**$1,787,500**	**$1,333,796**	**$453,704**

FLAG:

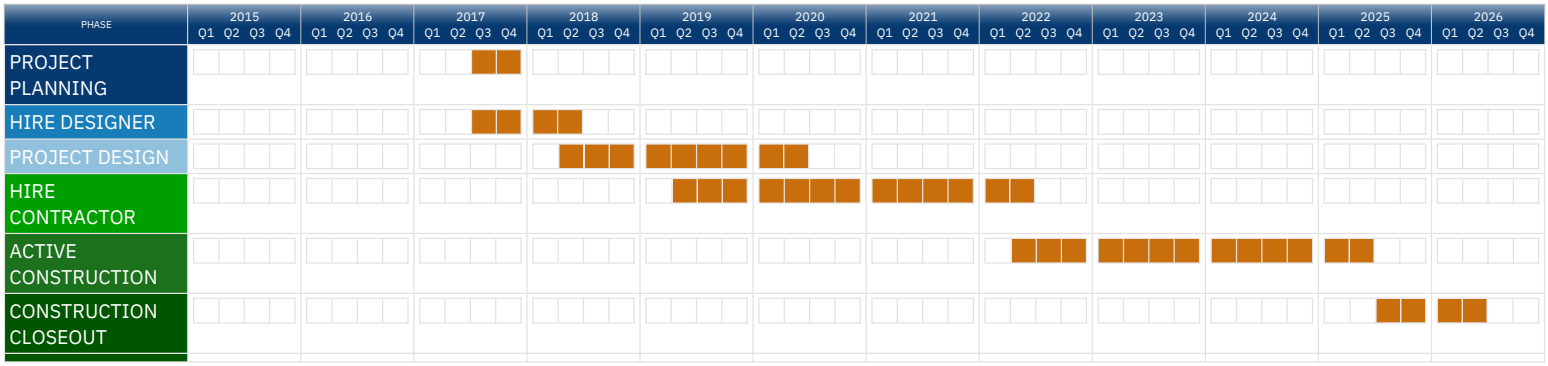

AECOM ATKINS

BROWARD County Public Schools

Lloyd Estates Elementary School

Address 750 NW 41 STREET, OAKLAND PARK 33309
Board District: 3
ADEFP Budget: $6,737,034

Location Num: 1091
Board Member: Sarah Leonardi
Total Facilities Budget (Sum of Projects): $6,841,403

PRIMARY RENOVATIONS P.001824 Lloyd Estates ES - SMART Program Renovations

CURRENT PHASE

5B-Construction

RISK LEVEL

PROJECT UPDATE

1. Install additional fire devices.
2. Continue testing fire alarm system
3. Installing conduit in Building 1 penthouse for electrical panel for new AHUs

PROJECT SCOPE

Re-Roofing: Buildings 01, 03, 04, 05, 06 & 75.
Media Center Renovation Building 01.
Group Restrooms ADA Renovations Building 01.
Fire Protection Bldg 01.
Fire Alarm System Replacement: Buildings 01, 02, 03, 04, 05, 06, 08 & 75.
HVAC Unit Replacement Buildings 01, 02 & 05.

BUDGET

	Current Budget	Actuals	Remaining Budget
Pre Construction	$473,944	$459,094	$14,850
Construction	$6,367,459	$5,062,096	$1,305,363
Project Total:	**$6,841,403**	**$5,521,190**	**$1,320,213**

FLAG: BUDGET, Reason: Budget Adjustment

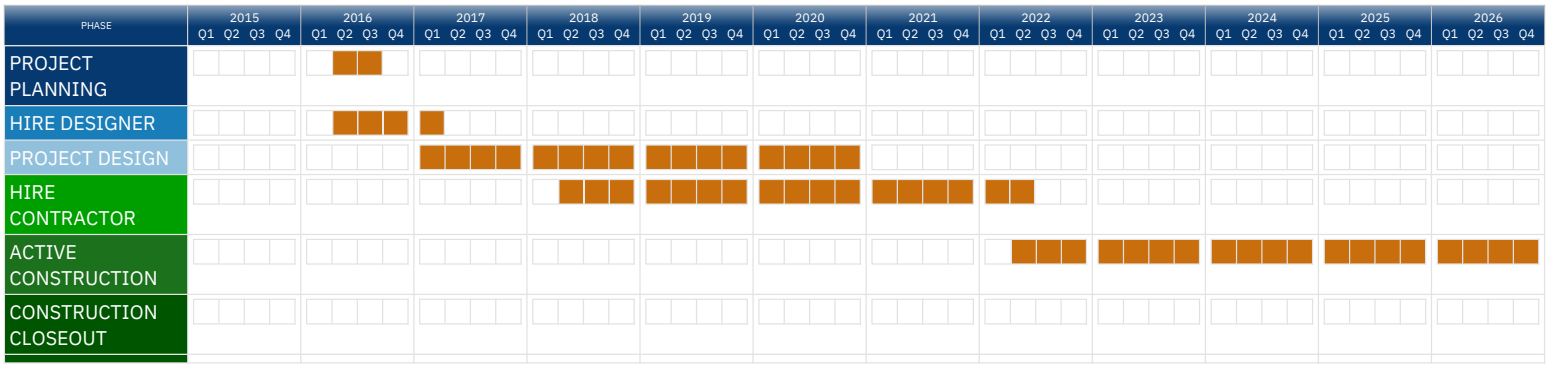

AECOM ATKINS

BROWARD County Public Schools

Lyons Creek Middle School

Address 4333 SOL PRESS BOULEVARD, COCONUT CREEK 33073
Board District: 7
ADEFP Budget: $3,767,432

Location Num: 3101
Board Member: Nora Rupert
Total Facilities Budget (Sum of Projects): $6,334,000

PRIMARY RENOVATIONS P.002141 Lyons Creek MS - SMART Program Renovations

CURRENT PHASE

5B-Construction

RISK LEVEL

No Risk

PROJECT UPDATE

FMWO funded for the ADA art sink, permit issued 2/27/24 - Cabinet complete, plumbing in progress. Installation complete on 9/5/24, Certificate of completion issued on 10/31/2024
FMWO funded for painting, flooring, ceiling tile replacement - Ceiling tiles replacement, painting, and flooring complete.
Permit issued 6/11/24 for lighting replacement - Complete end of July 2024 and final inspection passed on 7/18/24. Certificate of completion issued. 08/19/2024
Permit issued 6/11/24 for replacement of the accordion partition between 314E and 314F - Track installed, panels installation to start 8/30/24. Panel installation complete and final inspection passed on 9/17/24.Certificate of completion issued 10/18/2024
Phase (2) drawings for lighting replacement for the music room was submitted for permitting on 10/31/24, and and was returned as R&R on 12/3/24. APPROVED on 02/21/2025
Lighting replacement in music room completed 03/13/25. COC in process
Whiteboard installed in music room 03/21/25

PROJECT SCOPE

Art Room Renovation - Replace existing to LED lighting, paint, new flooring - VCT, repair exhaust for Kiln if still in use, replace existing sink to ADA compliant sink, and new storage and drying racks.
Music & Band Room Renovation - Replace existing lights with LED lighting, paint, new flooring, new furniture and storage.

BUDGET

	Current Budget	Actuals	Remaining Budget
Pre Construction	$380,655	$281,626	$99,029
Construction	$2,093,345	$1,152,628	$940,717
Project Total:	**$2,474,000**	**$1,434,254**	**$1,039,746**

FLAG:

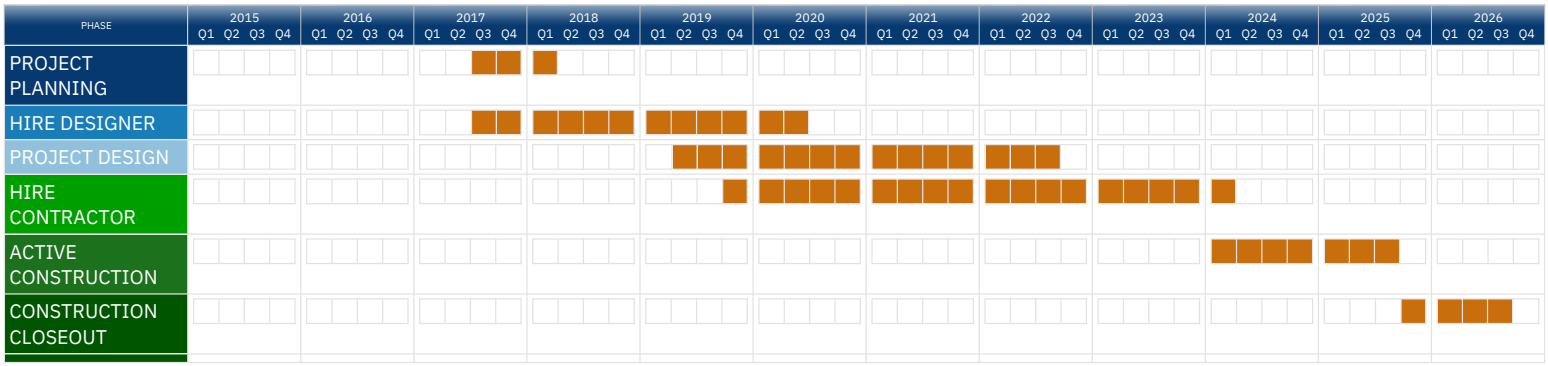

Lyons Creek Middle School

Address 4333 SOL PRESS BOULEVARD, COCONUT CREEK 33073
Board District: 7
ADEFP Budget: $3,767,432

Location Num: 3101
Board Member: Nora Rupert
Total Facilities Budget (Sum of Projects): $6,334,000

PRIMARY RENOVATIONS P.002141-RC1 Lyons Creek MS - SMART Roofing Carve Out Building 1 & 3

CURRENT PHASE

7-Final Completion

RISK LEVEL

No Risk

PROJECT UPDATE

This reporting period the phase will change. The GC submitted their documents for the board to approve their invoice. This process is scheduled for upcoming board meeting.

This reporting period shows that the contingency was approved and the general contractor needs to resubmit their CI. The general contractor was informed and has not replied to the request no deadline date has been given at this time.

The certificate of occupancy the 110B was executed on 10/30/2023 by the building department
The 209 certificate of final inspection was executed by the building department 12/18/2023.

PROJECT SCOPE

This Roof Carve-out project consists of the removal and replacement of the existing roofs on building # 1, building #3, and related roof top mechanical equipment.

- The GC engineer is Alvaro Mejia, PE # 69771.

BUDGET

	Current Budget	Actuals	Remaining Budget
Construction	$3,596,932	$3,596,521	$411
Contingency	$263,068	$0	$263,068
Project Total:	**$3,860,000**	**$3,596,521**	**$263,479**

FLAG:



AECOM ATKINS

BROWARD County Public Schools

Maplewood Elementary School

Address 9850 RAMBLEWOOD DRIVE, CORAL SPRINGS 33071
Board District: 4
ADEFP Budget: $5,418,347

Location Num: 2741
Board Member: Lori Alhadeff
Total Facilities Budget (Sum of Projects): $5,046,402

PRIMARY RENOVATIONS P.001639 Maplewood ES - SMART Building Renovations

CURRENT PHASE

5B-Construction

RISK LEVEL

PROJECT UPDATE

A meeting was held with the fire department to discuss failed inspections and procedures required to complete the fire alarm scope.
GC has scheduled some of the failed inspections

PROJECT SCOPE

ADA Restrooms
Fire Sprinklers Improvements: Building 1
Roof Replacement: Building 1, 2, 4, 5, 6, & 80,
Fire Alarm Improvements: Campus-wide.

BUDGET

	Current Budget	Actuals	Remaining Budget
Pre Construction	$414,014	$411,706	$2,308
Construction	$4,269,883	$4,162,673	$107,210
Contingency	$505	$0	$505
Project Total:	**$4,684,402**	**$4,574,379**	**$110,023**

FLAG: BUDGET, Reason: Budget Adjustment SCHEDULE, Reason: Contractor Delay, Owner Delay

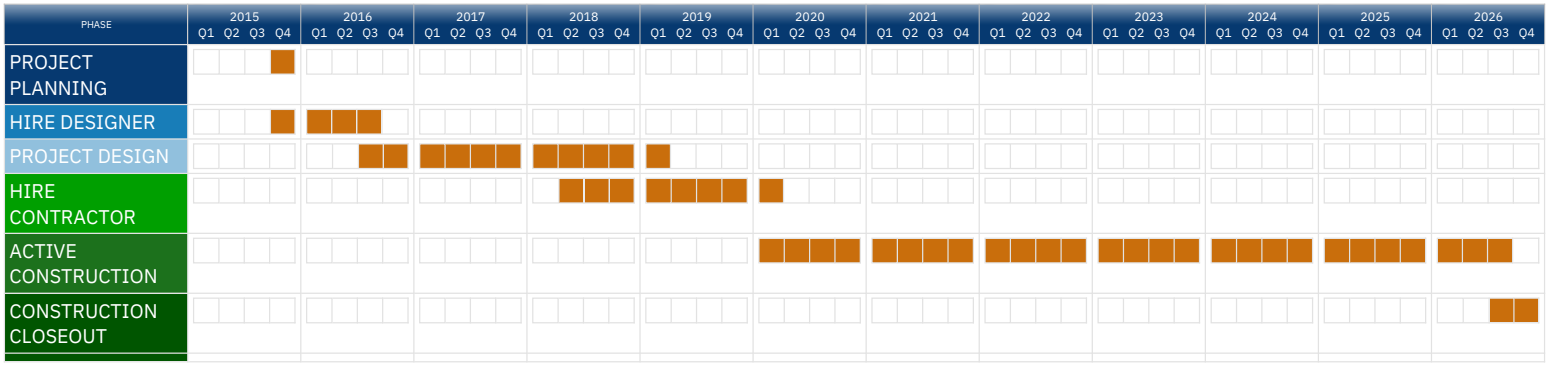

Maplewood Elementary School

Address 9850 RAMBLEWOOD DRIVE, CORAL SPRINGS 33071
Board District: 4
ADEFP Budget: $5,418,347

Location Num: 2741
Board Member: Lori Alhadeff
Total Facilities Budget (Sum of Projects): $5,046,402

PRIMARY RENOVATIONS P.001998 Maplewood ES - SMART HVAC & Media Center

CURRENT PHASE

8-Financial Closeout

RISK LEVEL

PROJECT UPDATE

This reporting period will not change. This project is currently in litigation. The GC has submitted legal documents, and PMOR was contacted by district counsel at the start of March 2025. Documents are being reviewed, and no immediate progress has been made.

The general contractor submitted an invoice was asked to review the invoice in their court and move this forward.

The OEF 110B was executed by the Building Department on 04/01/2022.
The OEF 209 was executed by the building department on 08/20/2024

PROJECT SCOPE

HVAC Improvements Campus-wide with Test and Balance and Media Center Improvements in Building 1

BUDGET

	Current Budget	Actuals	Remaining Budget
Pre Construction	$33,010	$33,010	$0
Construction	$300,557	$300,547	$10
Contingency	$28,433	$0	$28,433
Project Total:	**$362,000**	**$333,557**	**$28,443**

FLAG:

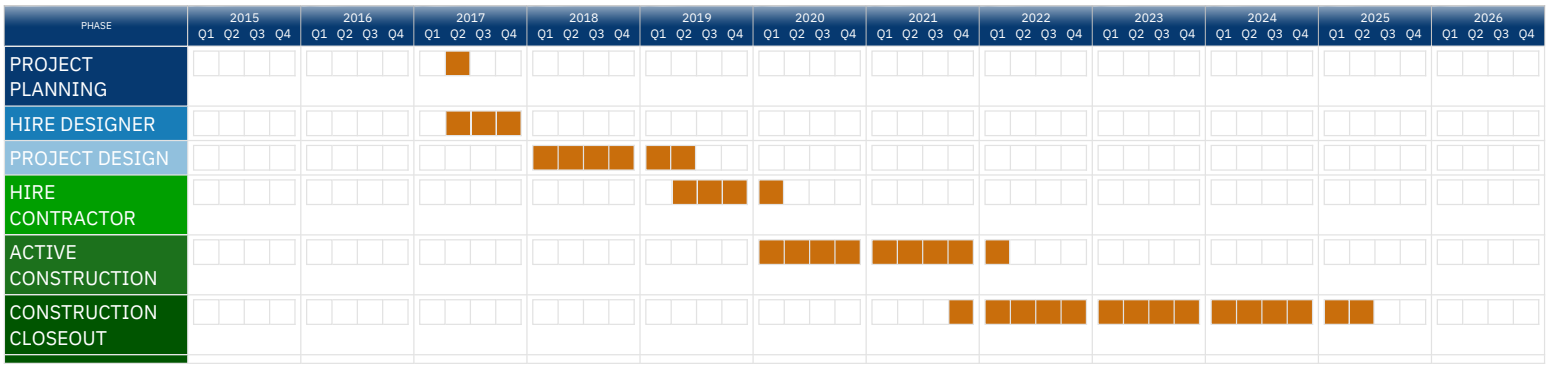

Margate Elementary School

Address 6300 NW 18 STREET, MARGATE 33063
Board District: 7
ADEFP Budget: $4,960,680

Location Num: 1161
Board Member: Nora Rupert
Total Facilities Budget (Sum of Projects): $9,019,680

PRIMARY RENOVATIONS P.001647 Margate ES - SMART Building Renovations

CURRENT PHASE

7-Final Completion

RISK LEVEL

No Risk

PROJECT UPDATE

Please note that the phase for this reporting period will change. The GC has submitted their final release of retainage, which was on the board agenda for March 2025. There are three POs pending with commitment balances, and CLPOs need to be created for these instances.

The closeout binder was submitted and turned over to the school principal. The A/E and GC has a remaining balance on the PO and was asked to submit their CI. An email was sent to request contacting vendors on this project with their own PO to submit their invoices.

GC uploaded the closeout binder for the A/E review. Pending three 01770 forms to be submitted by the A/E. A reminder email was sent to informed that the review of the binder should be completed in 15 days no longer and the forms are to be submitted via email and included in the binder.

The TIA was denied due to the contractor not providing any details for roofing and the electrical ASI revision. The A/E was requested to submit their final invoice. The GC submitted their invoice an LD letter agreed to releasing the funds.

The 110B was executed on 11/28/2023
The 209 was executed on 1/24/2024.

PROJECT SCOPE

Re-Roofing: Building 9, 10, 11, 13, 14, 15, 16
Exterior Painting of Building 16 & 18
Lighting Protection installation at Building 16
Art room renovation Building 15
Music Room Renovation Building 14

FLAG:

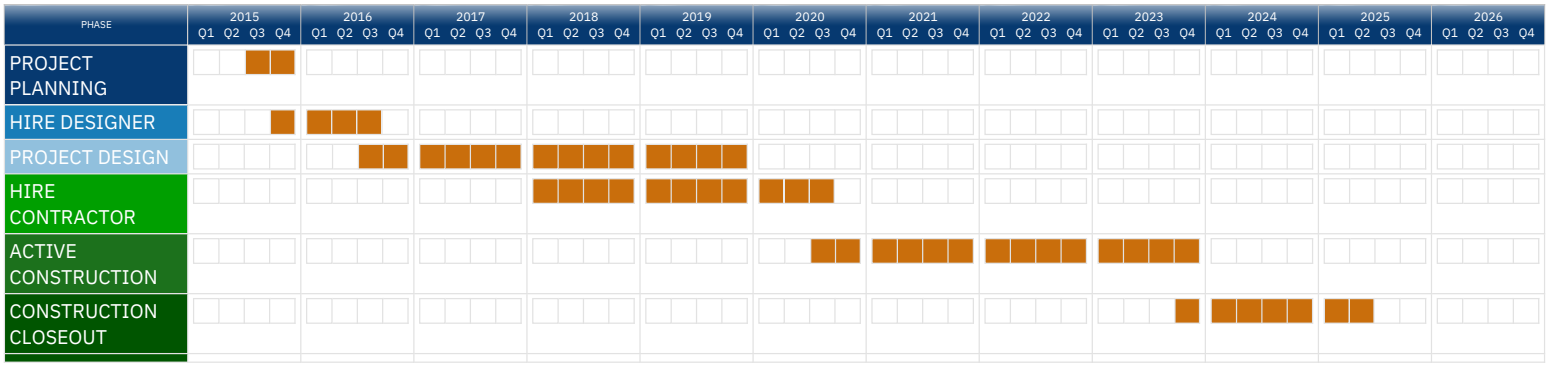

Margate Elementary School

Address 6300 NW 18 STREET, MARGATE 33063
Board District: 7
ADEFP Budget: $4,960,680

Location Num: 1161
Board Member: Nora Rupert
Total Facilities Budget (Sum of Projects): $9,019,680

PRIMARY RENOVATIONS P.002859 Margate ES - Classroom Addition SMART Program

CURRENT PHASE

8-Financial Closeout

RISK LEVEL

No Risk

PROJECT UPDATE

This reporting period phase will change. The GC has submitted their final release of retainage and there are two vendors who has been contacted to submit their invoice to close their PO. PCO-25 was approved.

PCO-25 is on Hold for PCO/CO bundling. The general contractor submitted a CI and is in capital payment review. An email was sent to request the vendors on this PO be contacted to submit their final invoice or a CLPO will be created to close the process.

Pending the verbiage replacement on 1250G for PCO 24 for the removal and replacement of ADA-accessible gate at new PK playground. Owner's request, the Environmental and Health Science Department, along with PPO, was performing a drop test inspection for the new PK playground, they requested the ADA access to be relocated and land at the rubber slab instead of the sand.

CO 1 ARF was approved granting 232 additional calendar days to the project.

The roofing inspection passed for All buildings entire project 1, 2, 7 and the New Pre-K buildings. The request for the roof warranties have been submitted.

OEF 110B was executed by the BD on 11/04/24 - fully executed by the superintendent on 11/19/2024
OEF 209 was executed by the BD on 12/16/24 - turned over to board doc team

PROJECT SCOPE

Demolition Buildings 3 and 5.
Partial demolition of Building 2. Includes covered walkways.
Building 1, new roof and new decking. Replace the main entry door and sidelights.
Building 7 - new roof and decking. replace exterior non-load bearing walls including doors and windows.
New 6 classroom building, New aluminum covered walkways. New elementary playground. New fire water supply loop.
Site work related to new building addition.

BUDGET

	Current Budget	Actuals	Remaining Budget
Pre Construction	$19,000	$15,208	$3,792
Construction	$8,758,951	$8,704,214	$54,737
Contingency	$241,729	$0	$241,729
Project Total:	**$9,019,680**	**$8,719,422**	**$300,258**

FLAG:

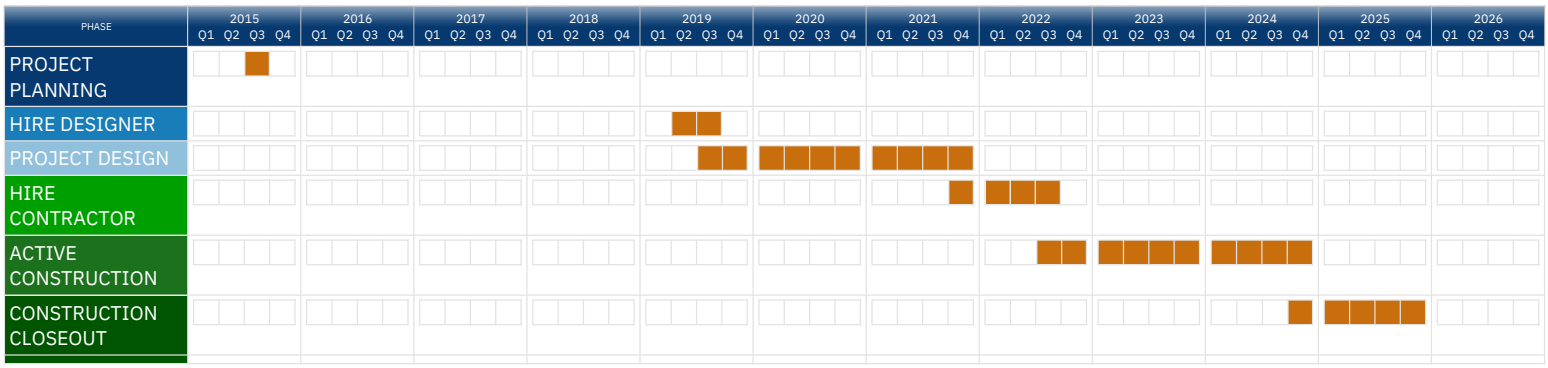

Margate Middle School

Address 500 NW 65 AVENUE, MARGATE 33063
Board District: 7
ADEFP Budget: $9,121,864

Location Num: 0581
Board Member: Nora Rupert
Total Facilities Budget (Sum of Projects): $23,511,308

PRIMARY RENOVATIONS P.001836 Margate MS - SMART Program Renovations

CURRENT PHASE

5A-Construction

RISK LEVEL

No Risk

PROJECT UPDATE

NTB is signed, COI and bonds issued. Procurement is waiting for capital for the PO requisition

PROJECT SCOPE

Re-roofing: Buildings 1, 2, 3, 4, 5, & 6.
Electrical Improvements- Upgrade to switchgear, transformers, and panels at Buildings 1, 4, & 7.
Fire Alarm System Replacement: Campus-wide.
Fire Sprinklers at Buildings 1, 2, 3, 4, 5, 6 & 7.
HVAC Improvements: Buildings 2, 3, & 4.
HVAC Improvements- Test and Balance at Buildings 1,2,3,4,5,6, & 7.
Conversion of Existing Space to Music and/or Art Lab(s)
Art Room Renovation: Building 6.
Media Center Improvements: Building 1.
Restrooms Renovation: Buildings 1, 4 & 5.
Safety-/ Security Upgrades

BUDGET

	Current Budget	Actuals	Remaining Budget
Pre Construction	$1,140,509	$816,100	$324,409
Construction	$18,383,948	$1,990,747	$16,393,201
Contingency	$848,750	$0	$848,750
Project Total:	**$20,373,207**	**$2,806,847**	**$17,566,360**

FLAG:

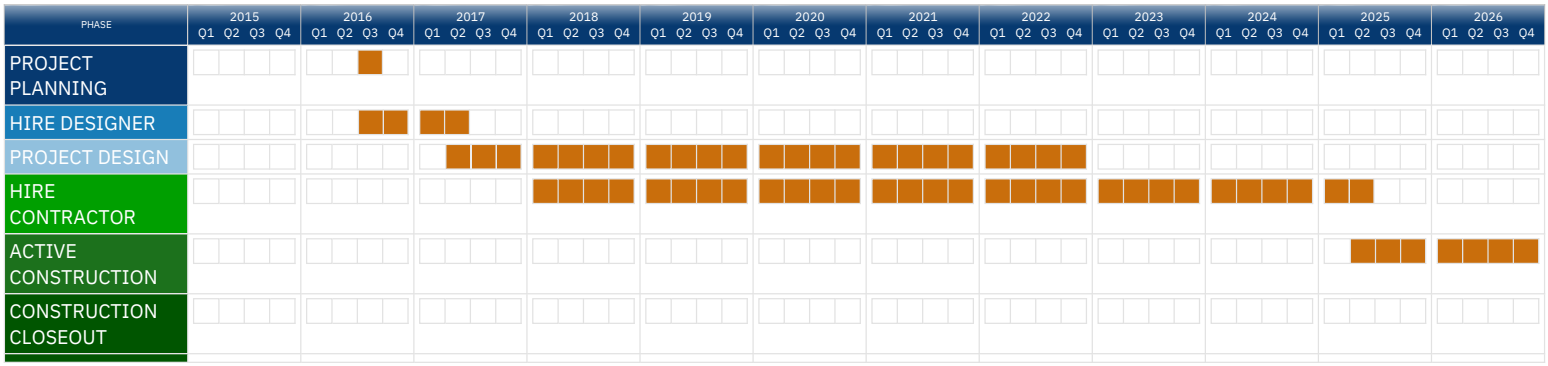

AECOM ATKINS

BROWARD County Public Schools

Margate Middle School

Address 500 NW 65 AVENUE, MARGATE 33063
Board District: 7
ADEFP Budget: $9,121,864

Location Num: 0581
Board Member: Nora Rupert
Total Facilities Budget (Sum of Projects): $23,511,308

PRIMARY RENOVATIONS P.001836-CIV Margate MS Modulars - SMART Civil Work

CURRENT PHASE

5B-Construction

RISK LEVEL

PROJECT UPDATE

No schedule update was submitted by the GC after multiple requests.
Mobile modular came out and installed the missing sanitary sewer manifolds allowing the GC to make the final connections. Fire alarm system is completed and function tested. Once the lightening protection is installed on the canopies the GC can receive final inspections on electrical and fire alarm.

PROJECT SCOPE

Site preparation and the installation of 20 Modular Classrooms to be used as swing space for the GOB renovation.

BUDGET

	Current Budget	Actuals	Remaining Budget
Pre Construction	$2,934	$2,932	$2
Construction	$3,121,315	$2,841,596	$279,719
Contingency	$13,852	$0	$13,852
Project Total:	**$3,138,101**	**$2,844,528**	**$293,573**

FLAG:

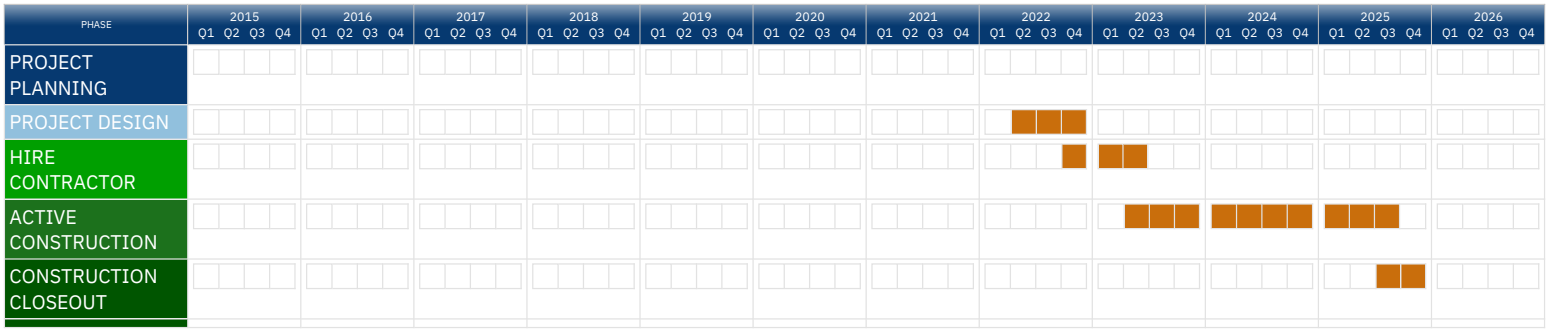

Marjory Stoneman Douglas High School

Address 5901 PINE ISLAND ROAD, PARKLAND 33076
Board District: 4
ADEFP Budget: $45,663,233

Location Num: 3011
Board Member: Lori Alhadeff
Total Facilities Budget (Sum of Projects): $23,594,605

PRIMARY RENOVATIONS P.000817 Marjory Stoneman Douglas HS - SMART Program Renovations

CURRENT PHASE

5B-Construction

RISK LEVEL

No Risk

PROJECT UPDATE

1. Fire Alarm installation continues in multiple Buildings.
2. Mechanical workers performing punch list work
3. Test and Balance being performed on Air Handlers.

PROJECT SCOPE

Entire Fire Alarm Replacement
Art Lab
Music Room
Re-Roofing: Buildings 1 (6500SF), 2 (20000 SF), 3 (6100SF), 4 (Membrane flashing at metal edge 160LF), 5 (5000SF), 6 (27000SF), 7 (Membrane flashing at metal edge 160 LF), 8 (10300SF), 9 (14016SF) & 11
Exterior Painting: Buildings 1 (including soffits), 2, 3, 4, 5, 7, 8 (including soffits), 9, 10, & 11
Mechanical Upgrades: Buildings 1 (Controls, exhaust hood, ductwork (1000lf), exhaust fans (4), increase make-up air, (2) AHU, piping, & small exhaust/hood.), 2 (Controls, 2X2 exhaust/hoods, ductwork replacement, exhaust fans (8), AHU (2), fan coil, large exhaust, piping, roof condenser, and small exhaust /hood (4).), 3 (Controls, exhaust Fans. piping, & air compressor.), 4 (Controls, ductwork 1600 LF, AHU 2, & piping.), 5 (Controls, ductwork 3000LF, AHU 2, & piping 31552LF.), 6 (Controls, ductwork 4000LF, AHU 6, & piping 45049 LF.), 7 (Controls, AHU (2), Exterior AHU (2), ductwork 2000LF, controls, AHU (2), & piping 24262 SF), 8 (Controls, duct dampers (4), AHU replacement (6), ductwork, Electric unit heater, exhaust fans (2), AHU 4, & piping 25724.), & 9 (Controls, ductwork, AHU (2), & piping.)
Steel Door Replacement: Building 6
Storefront/Curtainwall: Building 6
Flooring: Building 6 (PE Weight Room)

BUDGET

	Current Budget	Actuals	Remaining Budget
Pre Construction	$843,931	$738,061	$105,870
Construction	$19,969,412	$18,912,701	$1,056,711
Contingency	$239,262	$0	$239,262
Project Total:	**$21,052,605**	**$19,650,762**	**$1,401,843**

FLAG:

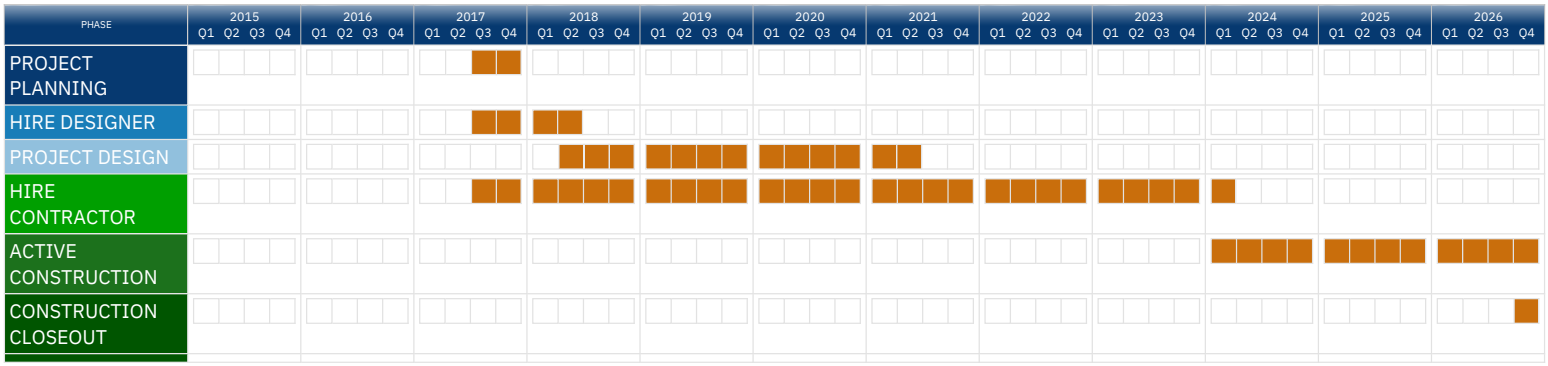

AECOM ATKINS

BROWARD County Public Schools

Marjory Stoneman Douglas High School

Address 5901 PINE ISLAND ROAD, PARKLAND 33076
Board District: 4
ADEFP Budget: $45,663,233

Location Num: 3011
Board Member: Lori Alhadeff
Total Facilities Budget (Sum of Projects): $23,594,605

PRIMARY RENOVATIONS P.000817-HVC Marjory Stoneman Douglas HS - SMART AHU Installation

CURRENT PHASE

6-Substantial Completion

RISK LEVEL

No Risk

PROJECT UPDATE

Contractor is working thru final inspections and closeout.

PROJECT SCOPE

Replace a total of 7 AHUs in Buildings 1, 4 & 9.

BUDGET

	Current Budget	Actuals	Remaining Budget
Construction	$1,342,000	$1,330,904	$11,096
Project Total:	**$1,342,000**	**$1,330,904**	**$11,096**

FLAG:



PRIMARY RENOVATIONS P.000817-POR Marjory Stoneman Douglas HS - SMART Modular Portable Addition

CURRENT PHASE

6-Substantial Completion

RISK LEVEL

No Risk

PROJECT UPDATE

The A/E is in the process of completing the 01770 forms. No changes to this phase or reporting period. This project has been uploaded into the PCP process and is in the A/E court to complete.

This process does not have an NTP it is part of the original GOB.

OEF 110B was approved by the BD on 10.31.24

PROJECT SCOPE

Installation and rental of Modulars

BUDGET

	Current Budget	Actuals	Remaining Budget
Construction	$1,200,000	$581,301	$618,699
Project Total:	**$1,200,000**	**$581,301**	**$618,699**

FLAG:

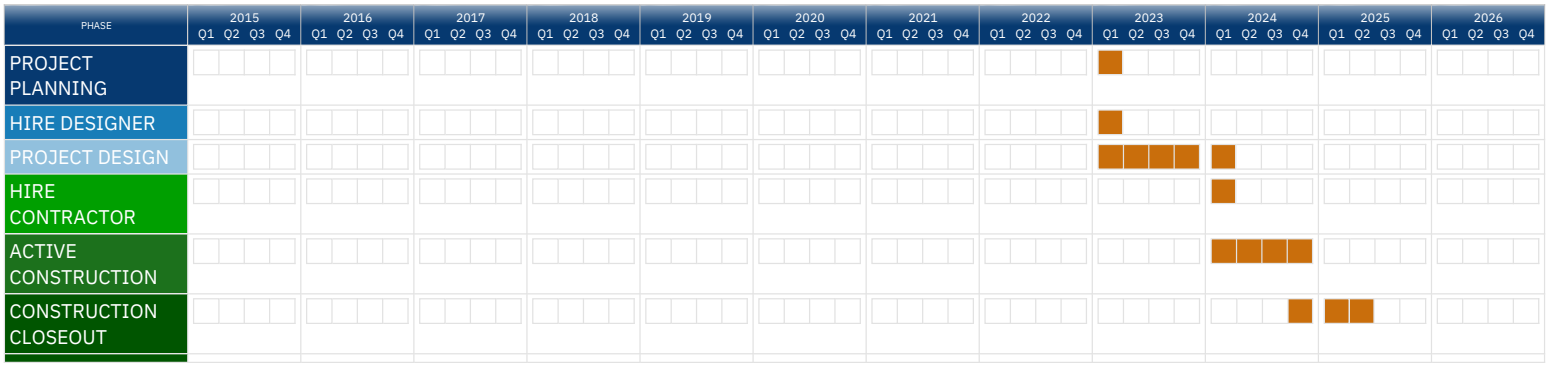

McArthur High School

Address 6501 HOLLYWOOD BOULEVARD, HOLLYWOOD 33024
Board District: 1
ADEFP Budget: $17,280,288

Location Num: 0241
Board Member: Maura McCarthy Bulman
Total Facilities Budget (Sum of Projects): $19,284,520

PRIMARY RENOVATIONS P.001954 McArthur HS - SMART Program Renovations

CURRENT PHASE

5B-Construction

RISK LEVEL

PROJECT UPDATE

Submittals are in the review process
DOP has been released & in progress
Exterior painting is in progress, multiple buildings have been completed.
Electrical panel replacement is in progress
Media center bathroom renovation is 95% completed.
Installation of the AHU at building#5 is 100% completed
Installation of fire sprinkler in building#2's dinning area was completed, ceiling was reinstalled.

PROJECT SCOPE

Fire Sprinklers: Buildings 2 & 3
Aluminum Store Front: Buildings 1, 2, & 20
Building Envelope Improvements (Roof, Window, Flooring): Buildings 1 - 4, 9 - 13, &15 - 27
Electrical Improvements: Buildings 1 - 5, 9 - 19, 21 - 27, &29.
HVAC Improvements: Buildings 1 - 5, 10, 11, 13, 15, 16, 18, & 21
Media Center improvements: Building 5
STEM Lab Improvements: Building 21
Exterior Painting: Buildings 5, 9, 10, 12 - 30, 31-A, 31-B, 31-C, 32, & 33
Replacement of Buildings 6, 7, & 8
Safety / Security Upgrades

BUDGET

	Current Budget	Actuals	Remaining Budget
Pre Construction	$1,725,098	$1,509,522	$215,576
Construction	$14,765,877	$6,237,675	$8,528,202
Contingency	$353,945	$0	$353,945
Project Total:	**$16,844,920**	**$7,747,197**	**$9,097,723**

FLAG:

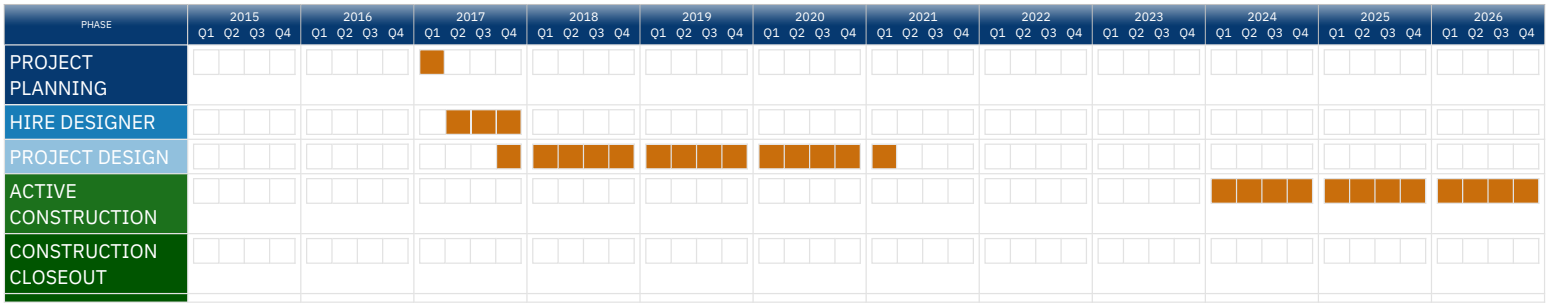

McArthur High School

Address 6501 HOLLYWOOD BOULEVARD, HOLLYWOOD 33024
Board District: 1
ADEFP Budget: $17,280,288

Location Num: 0241
Board Member: Maura McCarthy Bulman
Total Facilities Budget (Sum of Projects): $19,284,520

PRIMARY RENOVATIONS P.002884 McArthur HS - Roofing Bldg 12, 13, 16-18, 21, 24-26 - SMART Program

CURRENT PHASE

7-Final Completion

RISK LEVEL

No Risk

PROJECT UPDATE

There are no changes to the phase this reporting period. This project is scheduled to be on the board agenda for the month of April for their final release of retainage. This project does not have an A/E.

An email was sent to PMOR to inquire if there are any additional financial commitments or possible PCOs to be submitted by the GC. If there are none, we request that they submit the board-required documents for their retainage. Additionally, an email was sent requesting the closeout documents, which include the 01770a & f forms and the roof warranties.

pending processing to submit their retainage. Deduction of unused allowance was approved. A second email was sent to the general contractor to submit the 01770 forms a & f as well as the roof warranty.

Prior reporting: All work completed. This project was turned over to the board doc team. Email was sent to the GC to submit their DOP invoice then start on the retainage process.

-10/31/24: The 110B was approved by the Building Dept.
- 12/4/24 Certificate of final inspection executed by the BD

PROJECT SCOPE

Roofs carve-out, Bldgs. 12, 13, 16, 17, 18, 21, 24, 25, 25, and canopies (Bldgs 16, 17, & 18) and their associated Mechanical Rooftop units.
NTP: 6/6/22, Construction duration: 450 days.

BUDGET

	Current Budget	Actuals	Remaining Budget
Pre Construction	$20,000	$0	$20,000
Construction	$2,110,335	$2,077,657	$32,678
Contingency	$309,265	$0	$309,265
Project Total:	**$2,439,600**	**$2,077,657**	**$361,943**

FLAG:



AECOM ATKINS

BROWARD County Public Schools

McFatter Technical High School & Technical College

Address 6500 NOVA DRIVE, DAVIE 33317
Board District: 6
ADEFP Budget: $12,999,585

Location Num: 1291
Board Member: Brenda Fam, Esq
Total Facilities Budget (Sum of Projects): $9,797,585

PRIMARY RENOVATIONS P.001658 McFatter Technical College & HS - SMART Program Renovations

CURRENT PHASE

5B-Construction

RISK LEVEL

PROJECT UPDATE

Building #1:
- Performing Fire Alarm programming/testing.

Building 2:
- Bathrooms #208 & #210: Failed fire function test (needed to provide a BASA/FASA certified technician). Will recall this test upon obtaining services of a certified technician early next reporting period.
- Performing Fire Alarm programming/testing.

Building 4:
- Continuing new polyIso roof installation, 50% completed
- Continued installation of new rooftop exhaust fans and electrical hookups.

Building 5:
- Continuing new polyIso roof installation, 95% completed.
- Continuing installation of miscellaneous electrical hookups

PROJECT SCOPE

New Fire Alarm & Fire Sprinklers.
ADA Restroom Renovations.
New Roofs
New Air Handling Units
Media Center Renovations
Building Envelope Improvements and Repairs

BUDGET

	Current Budget	Actuals	Remaining Budget
Pre Construction	$767,778	$744,101	$23,677
Construction	$9,013,689	$5,930,132	$3,083,557
Contingency	$16,118	$0	$16,118
Project Total:	**$9,797,585**	**$6,674,233**	**$3,123,352**

FLAG:

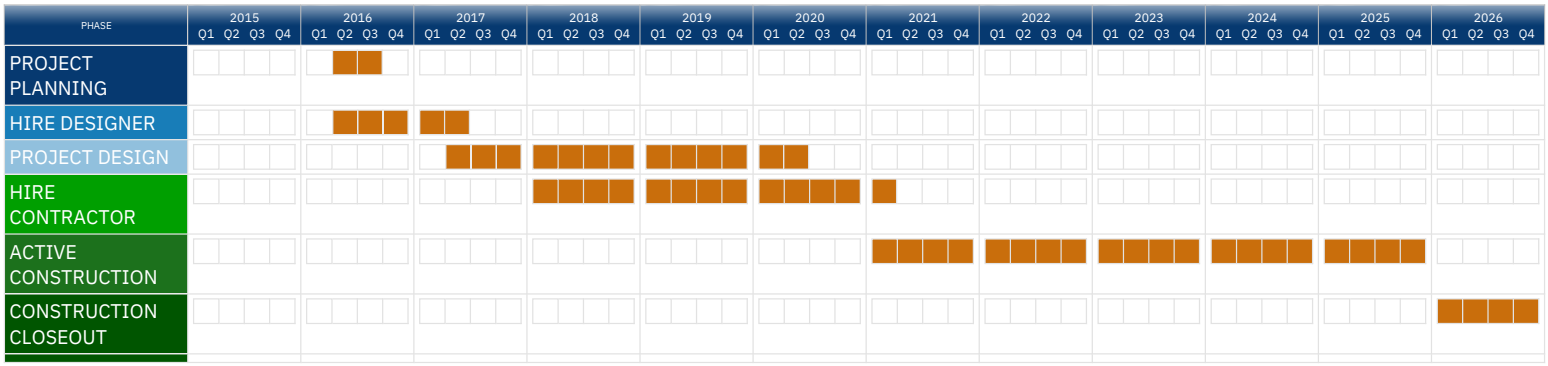

AECOM ATKINS

BROWARD County Public Schools

McNab Elementary School

Address 1350 SE 9 AVENUE, POMPANO BEACH 33060
Board District: 3
ADEFP Budget: $3,625,356

Location Num: 0841
Board Member: Sarah Leonardi
Total Facilities Budget (Sum of Projects): $3,210,437

PRIMARY RENOVATIONS P.001964 McNab ES - SMART Program Renovations

CURRENT PHASE

7-Final Completion

RISK LEVEL

PROJECT UPDATE

This reporting period, the project is currently with counsel. The firm representing the A/E submitted several questions pertain to the A/E participation on pending commitments. This is in response to the documents submitted by district counsel with certain questions about the project and its participants.

The A/E was found to be in breach of contract, and their legal representative has requested information on a pending TIA, which is currently with the GC for revision. The A/E counsel has been informed that they may be responsible for any delay days once the TIA has been reviewed by the scheduler.

Scheduler review of PCO 7 (TIA) The Contractor could not establish a case to prove their claim that failed inspections between December 2021 and April 2024 were not the Contractor's responsibility. The Contractor needs to insert fragments related to all failed inspections into their post-impact and provide justification for granting an excusable time extension. The Contractor needs to upload the monthly schedule updates to eBuilder. There are only two monthly schedule updates uploaded into e-Builder in Microsoft Project. PCO-6 - DOP credit in GC review and sign court an email was sent to the GC to move forward with this PCO is has been in their court for over 155 days.

The 110B was executed by the Building Department on 4/12/24 and fully executed by the superintendent on 9/01/24.
The OEF 209 was executed by the Building Department on 1/16/2025

PROJECT SCOPE

-Roofing: Building 1, 2, 3, 4, 5, 6, 7, & 9. NTP was 2/11/19.

BUDGET

	Current Budget	Actuals	Remaining Budget
Pre Construction	$230,154	$197,867	$32,287
Construction	$2,962,546	$2,805,986	$156,560
Contingency	$17,737	$0	$17,737
Project Total:	**$3,210,437**	**$3,003,853**	**$206,584**

FLAG:

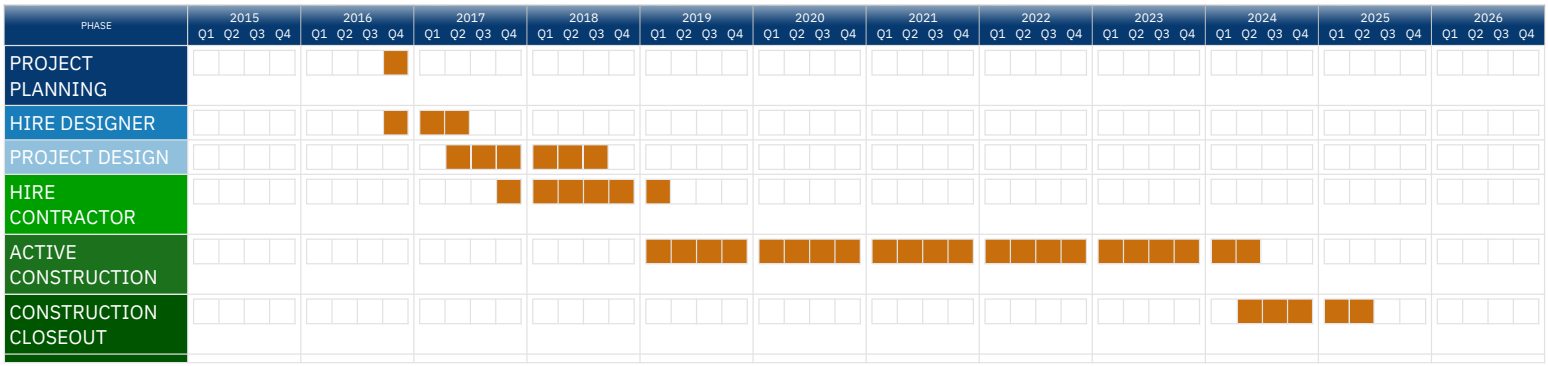

Meadowbrook Elementary School

Address 2300 SW 46 AVENUE, FORT LAUDERDALE 33317
Board District: 3
ADEFP Budget: $1,265,357

Location Num: 0761
Board Member: Sarah Leonardi
Total Facilities Budget (Sum of Projects): $1,293,500

PRIMARY RENOVATIONS P.002083 Meadowbrook ES - SMART Program Renovations

CURRENT PHASE

8-Financial Closeout

RISK LEVEL

No Risk

PROJECT UPDATE

This reporting period will not change. The A/E is responding to several GRFIs. The A/E was informed that they should bill for the remaining line-items or a CLPO will be created.

The A/E submitted a DCO for switchgear design to obtain a stand alone permit at owners request which was originally created under PCO-10. This was approved.

The 110B was exec 6/15/2023.
The 209 executed by the building department on 03/18/2024.

PROJECT SCOPE

Test & Balance: Buildings 3, 6, 7, 8. & 78
Exterior Lighting: Building 6, 7, 8, 12, 13, 16, & 78
Selective Demolition: Building 1 & 6
Exterior Windows: Building 3 & 6

BUDGET

	Current Budget	Actuals	Remaining Budget
Pre Construction	$161,000	$113,572	$47,428
Construction	$638,943	$612,054	$26,889
Contingency	$23,557	$0	$23,557
Project Total:	**$823,500**	**$725,626**	**$97,874**

FLAG:

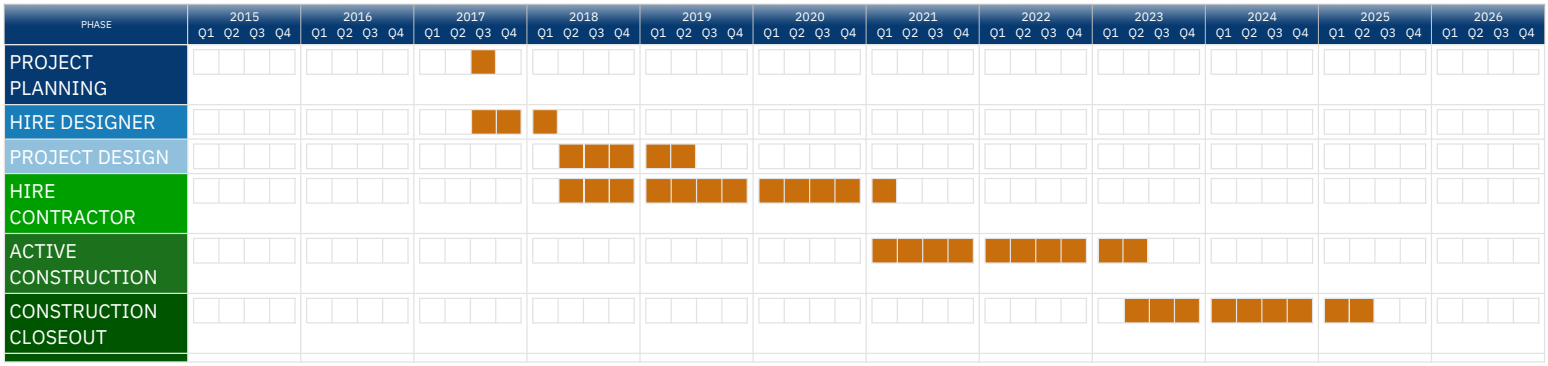

AECOM ATKINS

BROWARD County Public Schools

Meadowbrook Elementary School

Address 2300 SW 46 AVENUE, FORT LAUDERDALE 33317
Board District: 3
ADEFP Budget: $1,265,357

Location Num: 0761
Board Member: Sarah Leonardi
Total Facilities Budget (Sum of Projects): $1,293,500

PRIMARY RENOVATIONS P.002083-ELE Meadowbrook ES - Installation of Switchgear

CURRENT PHASE

5A-Construction

RISK LEVEL

PROJECT UPDATE

Onsite meeting updated drawings submitted to building department Hardware. Waiting for GNU to submit bid for material. NTP will be granted at that time. P.O. already in the system

PROJECT SCOPE

Replacement of existing switchgear.

BUDGET

	Current Budget	Actuals	Remaining Budget
Pre Construction	$30,000	$0	$30,000
Construction	$410,140	$0	$410,140
Contingency	$29,860	$0	$29,860
Project Total:	**$470,000**	**$0**	**$470,000**

FLAG:



Millennium 6-12 Collegiate Academy

Address 5803 NW 94 AVENUE, TAMARAC 33321
Board District: 4
ADEFP Budget: $6,186,369

Location Num: 4772
Board Member: Lori Alhadeff
Total Facilities Budget (Sum of Projects): $5,572,600

PRIMARY RENOVATIONS P.002046 Millennium 6-12 Collegiate Academy - SMART Program Renovations

CURRENT PHASE

5B-Construction

RISK LEVEL

PROJECT UPDATE

The contractor corrected the Test and Balance and Commissioning deficiencies and the final report is to be submitted to the Building Department. The final fire safety inspection resulted in further deficiencies and required a plan change be issued. The additional devices were installed and function inspections passed. The Substantial completion walk thru with the A/E was performed and the contractor corrected all noted items. The contractor called for another final fire inspection which resulted in additional comments. Contractor is working to correct.

PROJECT SCOPE

Re-Roofing Buildings 1, 2,& 3.
Music room renovations Building 3 (Rooms 112, 112A, 112B, & 112C).
Band Room Renovations Building 3 (Rooms 113, 113A, & 113C).
Art Lab Renovations Building 3.
Test & Balance: Buildings 1, 2, & 3.
HVAC System Replacement- Building 4
Ductless split system replacement- Building 2.
Fire Alarm Control Panel Replacement

BUDGET

	Current Budget	Actuals	Remaining Budget
Pre Construction	$271,314	$223,483	$47,831
Construction	$5,156,299	$5,044,429	$111,870
Contingency	$144,987	$0	$144,987
Project Total:	**$5,572,600**	**$5,267,912**	**$304,688**

FLAG: SCHEDULE, Reason: Errors and Omissions, Owner Delay,Contractor Delay

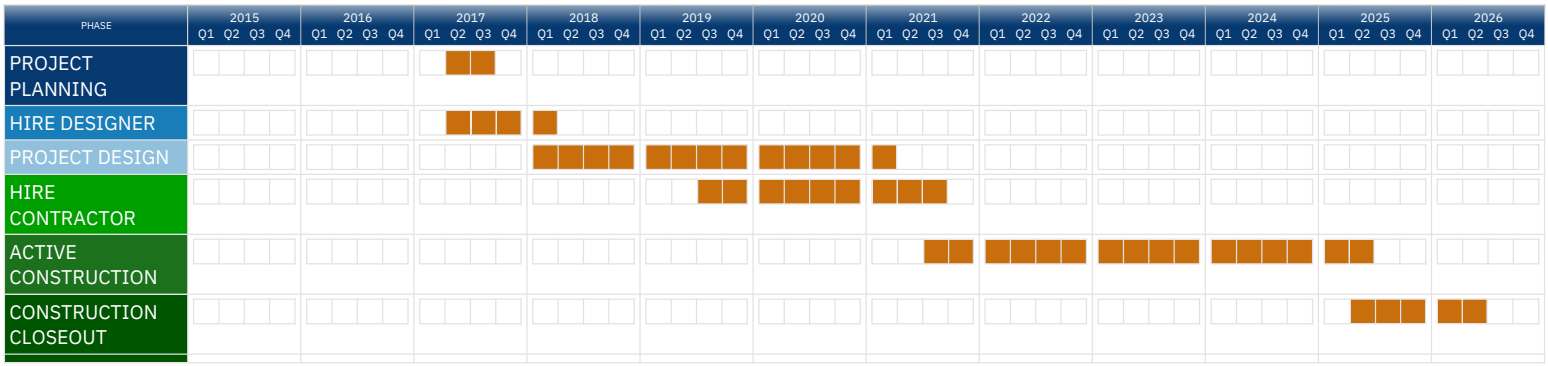

AECOM ATKINS

BROWARD County Public Schools

Miramar High School

Address 3601 SW 89 AVENUE, MIRAMAR 33025
Board District: 2
ADEFP Budget: $23,199,935

Location Num: 1751
Board Member: Rebecca Thompson
Total Facilities Budget (Sum of Projects): $21,538,560

PRIMARY RENOVATIONS P.002003 Miramar HS - SMART Program Renovations

CURRENT PHASE

5B-Construction

RISK LEVEL

PROJECT UPDATE

Commissioning was completed, approved by the building department.
FA entire project passed.
Electrical final inspection entire project passed.
Roofing final entire project inspection passed.
GC is pending PPO to deliver the chiller room exhaust fan to replace and request final safety inspections entire project and mechanical final entire project.
An ASI was submitted as requested by the plumbing inspector to show current back flow location, pending BD review.

PROJECT SCOPE

Fire Alarm System: Campus-wide,
Fire Sprinklers Building 2,
Re-Roofing Buildings 2, 3, 9, & 10,
Rooftop Cabling Buildings 1, 2, 4, 5, 7, 8, and 14.
Window replacement Building 4 & 12,
Door replacement Buildings 1, 4, 9, & 12.
Restroom renovations Buildings 2 & 4,
Remodel of Band Room. Media Center, &Art Room Building 1.
Repair of Fume Hoods Building 7.
HVAC Improvements: Campus-wide.
Electrical Improvements Building 7 & 8.

BUDGET

	Current Budget	Actuals	Remaining Budget
Pre Construction	$1,097,847	$1,019,227	$78,620
Construction	$20,303,856	$19,123,599	$1,180,257
Contingency	$136,857	$0	$136,857
Project Total:	**$21,538,560**	**$20,142,826**	**$1,395,734**

FLAG:

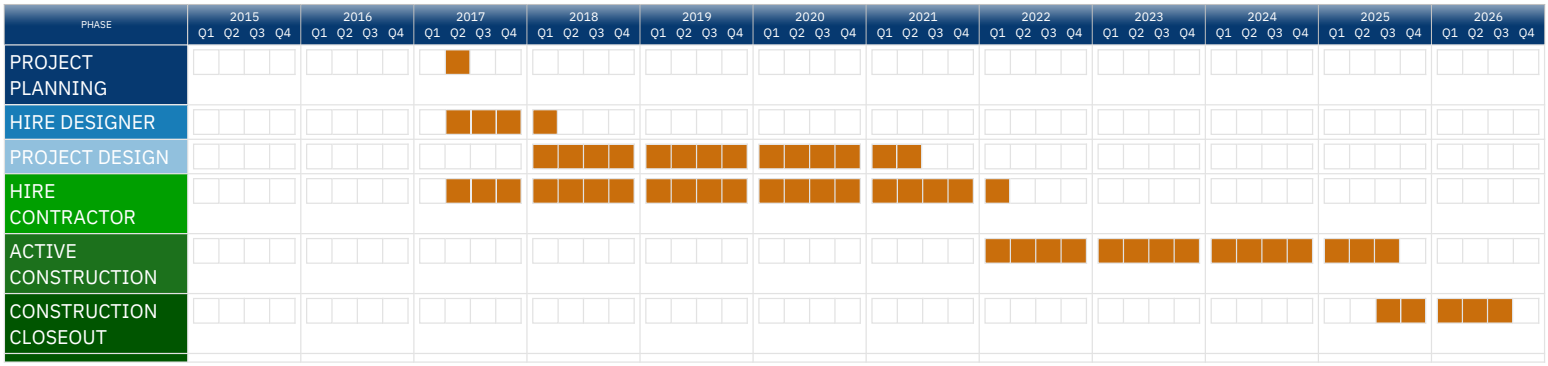

AECOM ATKINS

BROWARD County Public Schools

Monarch High School

Address 5050 WILES ROAD, COCONUT CREEK 33073
Board District: 7
ADEFP Budget: $3,769,360

Location Num: 3541
Board Member: Nora Rupert
Total Facilities Budget (Sum of Projects): $9,704,500

PRIMARY RENOVATIONS P.002148 Monarch HS - SMART Program Renovations

CURRENT PHASE

5B-Construction

RISK LEVEL

PROJECT UPDATE

Roofing completed Bldg 1,2,3.
Mechanical Final for entire project passed.

PROJECT SCOPE

Buildings 1, 2, 3, and 4 - Remove and replace roofing.
Remove lightning protection and reinstall after roof installation.
Install supports for existing roof-mounted RTU's and appliances.
Remove and replace 19 AHUs. Install 2 new AHUs.

BUDGET

	Current Budget	Actuals	Remaining Budget
Pre Construction	$309,000	$243,809	$65,191
Construction	$9,125,493	$7,269,450	$1,856,043
Contingency	$270,007	$0	$270,007
Project Total:	**$9,704,500**	**$7,513,259**	**$2,191,241**

FLAG:

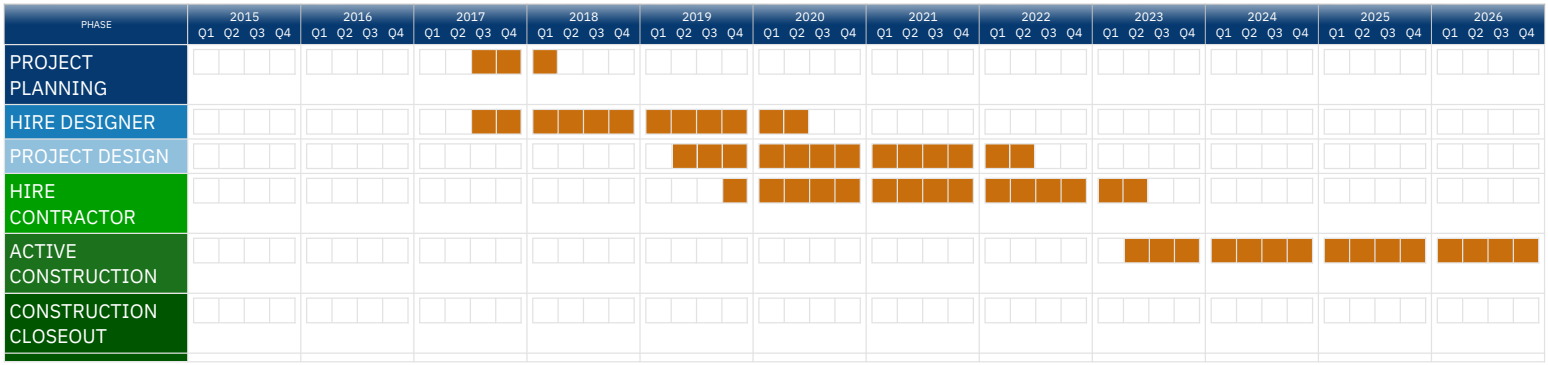

AECOM ATKINS

BROWARD County Public Schools

Morrow Elementary School

Address 408 SW 76 TERRACE, NORTH LAUDERDALE 33068
Board District: 4
ADEFP Budget: $2,228,583

Location Num: 2691
Board Member: Lori Alhadeff
Total Facilities Budget (Sum of Projects): $900,000

PRIMARY RENOVATIONS P.002860 Morrow ES - Fire Sprinklers Building 1 - SMART Program

CURRENT PHASE

5B-Construction

RISK LEVEL

PROJECT UPDATE

1. Project As Per NTP Document 00550 - It scheduled to commence on 11/20/24 -

2. Permit Has Been Issued For This Scope Work To Proceed. RESOLVED

3. PMOR Has Conducted A Kickoff Preconstruction Meeting With GC, School Administration, Facilities, To Mobilization, Logistics, School Concerns, and Start Date For Fire Sprinkler Scope OF Work. RESOLVED

4.. Site Utilities Right Away Meeting Was Scheduled Onsite With GC and Facilities To Discuss Areas Of School That Will Be Affected And Would Need To Be Coordinated With School Staff. RESOLVED

5. GC will be finalizing during the winter break the install of main fire sprinkler pipes and fire sprinkler branches along the main corridors and coordinated classrooms during the winter break. COMPLETED

6. Upon completion of theses main fire sprinkler pipes and branches, the GC will conduct their pressure test and continue coordinating with the school administration with future classroom spaces to continue the scope of work. COMPLETED

7. This particular fire sprinkler schedule is being performed during the evening hours followed by cleaning and placement of acoustical tiles back on the ceiling for the classrooms to be occupied during the day. COMPLETED

8. GC has completed all installation of cast iron sprinkler pipes and branches, currently performing rough inspections with building department at various classrooms in coordination with school administration allocating classroom space for conducting inspections. COMPLETED

9. Sprinkler heads have been installed at 100% in all corridors and in classrooms, some areas such as kitchen, refrigeration, and mechanical rooms are being finalized. COMPLETED

10. Coordination of outside underground trench work is being discussed with school administrators and facilities for trenching of pipes from fire hydrant and into the mechanical rooms to pressurize the fire sprinkler pipes. GC will be providing a logistic layout of the work area not impacting daily bus routes and student pick up stations while work is in progress. To be discussed in upcoming OAC Mtg with school admin. COMPLETED

NEW ITEMS:

11. Fire Sprinkler sub has provided a logistic layout for the proposed underground work and discussed with the school administrators prior to mobilization. Logistic plan was approved by Principal to proceed with work.

12. Safety measures have been adhered to by fire sprinkler sub for underground sitework trenching. (New fencing, sheet pilings, signage, protective hard hats, and

PROJECT SCOPE

Fire Sprinkler Improvement

BUDGET

	Current Budget	Actuals	Remaining Budget
Pre Construction	$13,145	$0	$13,145
Construction	$846,855	$471,419	$375,436
Contingency	$40,000	$0	$40,000
Project Total:	**$900,000**	**$471,419**	**$428,581**

FLAG:

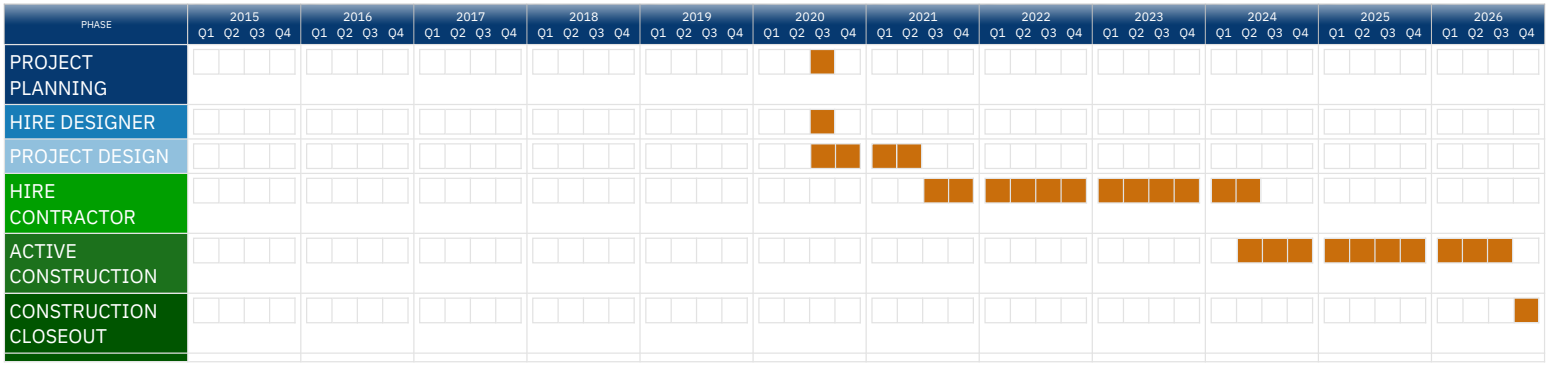

AECOM ATKINS

BROWARD County Public Schools

New Renaissance Middle School

Address 10701 MIRAMAR BOULEVARD, MIRAMAR 33027
Board District: 2
ADEFP Budget: $4,045,999

Location Num: 3911
Board Member: Rebecca Thompson
Total Facilities Budget (Sum of Projects): $9,254,400

PRIMARY RENOVATIONS P.002143 New Renaissance MS - SMART Program Renovations

CURRENT PHASE

5B-Construction

RISK LEVEL

No Risk

PROJECT UPDATE

The Project manager working with the CSMP to prepare the NTP. HB Hoffman waiting for stucco contractor to provide the surety bond letter to proceed with the NTP package.
The Notice to Proceed (NTP) has been approved, and the 50% design review has been completed. We are currently awaiting the completion of the 100% drawings.
50% design drawings were submitted to the Building Department for review and approval. And received approval with comments. A/E will incorporate the necessary revisions and submit the complete 100% design package.
The BD has approved the 100% design package for this project, and we have received the permit. The contractor has commenced mobilization.
On going stucco repairs for Buildings #4 & #3.
Completed stucco repairs at Building #4 and is being painted. Ongoing stucco work at Building #3.
Ongoing stucco repairs at Buildings #3, #1 & #2
Ongoing Stucco repairs at Buildings #1, #2 .
Ongoing stucco repairs and painting at buildings 1&2.
Ongoing paint at the west side of Bldg.#1 and east side of Bldg.#2.
Ongoing paint at east wall of Bldg.2 and reinstallation of down spots at Bldg.#1
The final coat of paint is ongoing for Buildings #1 and #2. We are awaiting the owner's directive on how to proceed with the crack repairs at Building #3, based on the structural engineer's reports.

Ongoing inspections are being conducted for the north and east walls of Building 3, while we await the owner's directive regarding the repairs for the cracks in the west wall of Building 3. ASI# 4 Descoping Building 3 West Gym Wall submitted to BD for review.

PROJECT SCOPE

Exterior stucco repair - Bldg 1, 2, 3, and 4.
Exterior painting - Bldg 1, 2, 3, and 4.
HVAC component replacement - Bldg 1, 2, 3, and 4.
HVAC test and balance - Bldg 1, 2, and 3.

BUDGET

	Current Budget	Actuals	Remaining Budget
Pre Construction	$319,543	$300,551	$18,992
Construction	$4,570,182	$4,446,792	$123,390
Contingency	$285,675	$0	$285,675
Project Total:	**$5,175,400**	**$4,747,343**	**$428,057**

FLAG:

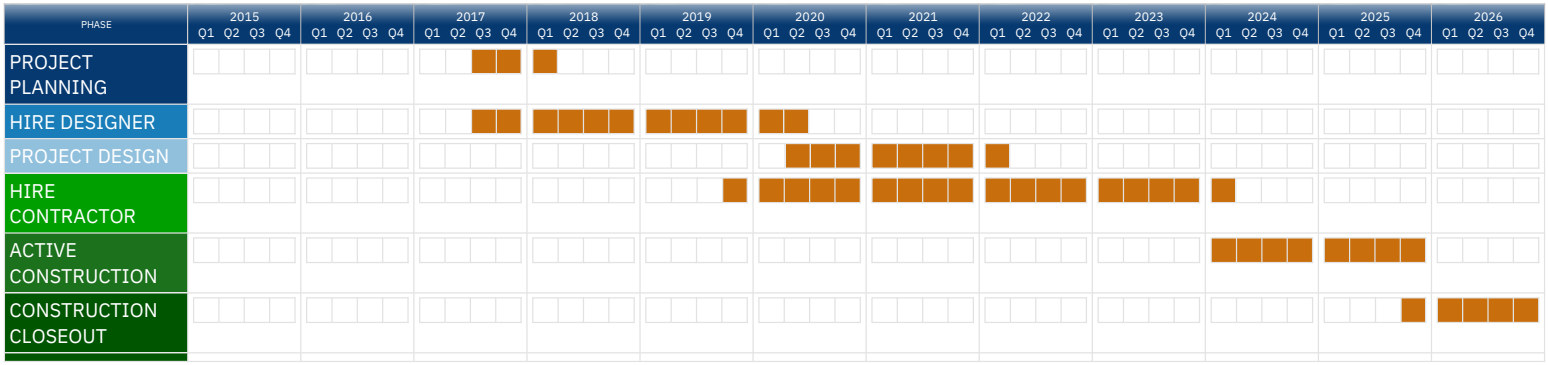

AECOM ATKINS

BROWARD County Public Schools

New Renaissance Middle School

Address 10701 MIRAMAR BOULEVARD, MIRAMAR 33027
Board District: 2
ADEFP Budget: $4,045,999

Location Num: 3911
Board Member: Rebecca Thompson
Total Facilities Budget (Sum of Projects): $9,254,400

PRIMARY RENOVATIONS P.002143-RC1 New Renaissance MS - SMART Roof Carve Out

CURRENT PHASE

6-Substantial Completion

RISK LEVEL

No Risk

PROJECT UPDATE

This reporting period no phase changes. This project is in the PCP process. The GC was sent an email to upload the warranties in the correct grid area. No A/E on this project. The PMOR mentioned that the GC will be submitting a TIA no confirmation has been made if this document will be for additional days or with or without additional financial requests. This will need to be completed prior to the OEF 209 be processed.

- 01/08/25: Building Final passed.
- 01/27/25: Following the request of the head custodian regarding leaks in the gym (Bldg.3), the contractor (A1-Duran) conducted a water test on the gym's rooftop at Building 3. No roof leaks were detected after the test.
- 01/31/25: Achieved 110b signed by the BD

PROJECT SCOPE

This Roof Carve Out project consists of the removal and replacement of the existing roofs on the Buildings # 1, 2, 3, & 4, and the related roof top mechanical equipment.

GC Engineer: Omar Khan, PE # 75524

BUDGET

	Current Budget	Actuals	Remaining Budget
Construction	$3,979,000	$3,183,335	$795,665
Contingency	$100,000	$0	$100,000
Project Total:	**$4,079,000**	**$3,183,335**	**$895,665**

FLAG:



New River Middle School

Address 3100 RIVERLAND ROAD, FORT LAUDERDALE 33312
Board District: 3
ADEFP Budget: $4,836,587

Location Num: 0881
Board Member: Sarah Leonardi
Total Facilities Budget (Sum of Projects): $4,324,600

PRIMARY RENOVATIONS P.001710 New River MS - SMART GOB Renovations

CURRENT PHASE

5B-Construction

RISK LEVEL

PROJECT UPDATE

* NO CHANGE for MARCH * The GC has demobilized and all Scope of Works completed, except the 20 heat pump replacements and related HVAC requirements, which is being descoped.

PROJECT SCOPE

Re-roofing: Buildings 1 and 2 (re-roofing and partial deck repair/replacement.)
Exterior Painting: Building 1 & 3
HVAC and Electric Improvements: Buildings 1 (Replace mini-split AC, water source heat pumps, rooftop condenser units, and testing and balancing), 2 (Replace eight water source heat pumps), and 3 (Replace 12 water source heat pumps, condensate piping, and Testing and balancing).

BUDGET

	Current Budget	Actuals	Remaining Budget
Pre Construction	$308,180	$272,543	$35,637
Construction	$3,914,870	$2,599,487	$1,315,383
Contingency	$101,550	$0	$101,550
Project Total:	**$4,324,600**	**$2,872,030**	**$1,452,570**

FLAG:

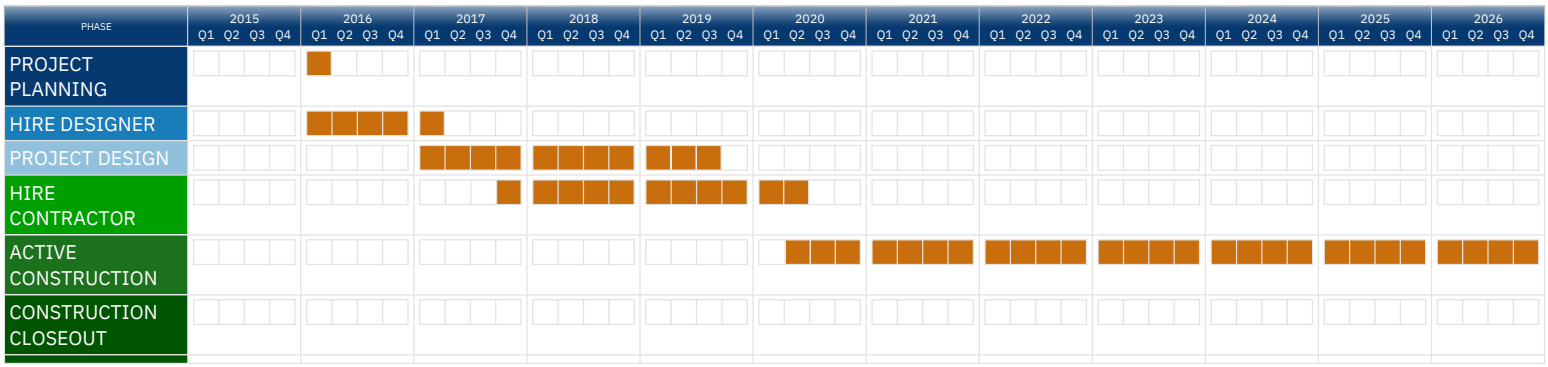

Nob Hill Elementary School

Address 2100 NW 104 AVENUE, SUNRISE 33322
Board District: 6
ADEFP Budget: $3,295,609

Location Num: 2671
Board Member: Brenda Fam, Esq
Total Facilities Budget (Sum of Projects): $2,767,225

PRIMARY RENOVATIONS P.002112 Nob Hill ES - SMART Program Renovations

CURRENT PHASE

5B-Construction

RISK LEVEL

PROJECT UPDATE

1) The contractor has made little progress. This project lacks proper support from the contractor for months.
2) Due to the lack of support, I have asked that the school not host summer school.
3) Onsite visit by A/E EOR. has resulted in a list of non code compliant work submitted 3.20.2025

PROJECT SCOPE

Building Envelope Improvements (Roof, Window, Ext Wall, etc.)
Electrical Improvements: Building 1 & 2
Fire Alarm System: Campus-wide

HVAC Improvements: Building 1 & 2
Media Center Improvements and Renovations: Building 1

BUDGET

	Current Budget	Actuals	Remaining Budget
Pre Construction	$205,599	$187,827	$17,772
Construction	$2,495,982	$2,224,422	$271,560
Contingency	$65,644	$0	$65,644
Project Total:	**$2,767,225**	**$2,412,249**	**$354,976**

FLAG:

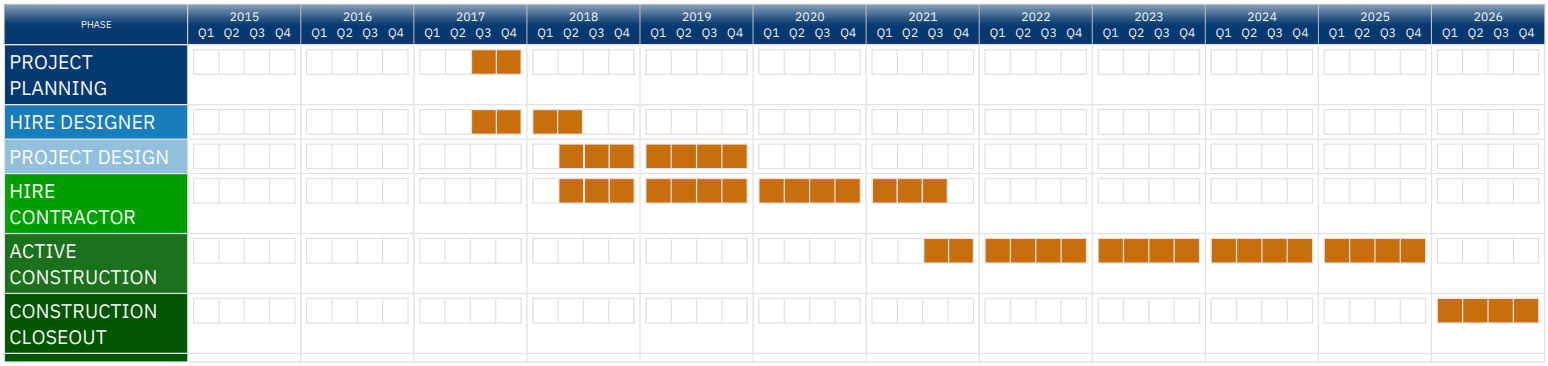

AECOM ATKINS

BROWARD County Public Schools

North Andrews Gardens Elementary School

Address 345 NE 56 STREET, OAKLAND PARK 33334
Board District: 3
ADEFP Budget: $2,746,834

Location Num: 0521
Board Member: Sarah Leonardi
Total Facilities Budget (Sum of Projects): $7,578,547

PRIMARY RENOVATIONS P.001890 North Andrews Gardens ES - SMART Program Renovations

CURRENT PHASE

8-Financial Closeout

RISK LEVEL

No Risk

PROJECT UPDATE

This reporting phase will not change. The GC instances are completed and the TIA was approved. The warranty walkthrough is scheduled for June 25. No other instances is pending on this PO. The closeout documents were submitted all documents and drawings uploaded into e-Builder. The binder was delivered to the school principal.

The PO The GC submitted a TIA which is in review with the district. The A/E and GC are in the process of submitting the closeout documents forms 01770, warranties as well as the final record drawings.

This reporting period: The project is being processed through PCP. The GC submitted their retainage invoice, which was RRR. The closeout team requested that this invoice be resubmitted for 1% of the retainage amount, not the full amount. The ORPM and the APM are currently working on this. The OEF 209 has been completed by the closeout team attached the entire project's final inspections for the BD to review and process. The A/E reviewed and approved the PDF final as-builts, pending the submission of the final CAD and the closeout binder. All 01770 forms have been submitted.

- AHU (air handler unit) 2-1 Installed with permission to energize.
- AHU 2-2 GC has began replacement with use of swing space.
- Required chain link fence installations complete; for FDC locations.
-Completed installation of AHU 2-2.
-Completed installation of AHU 2-4.
-Contractor working of inspections and commissioning.
-Waiting for BWW permit forms to be approved at the Board to proceed with the inspections.
-The punch list walkthrough has been completed, and the contractor will now work on addressing the punch list items and preparing for the final inspections.
-Ongoing Final Inspections.
-Awaiting to complete the Site utility and Building final inspections.
-All inspections have been finalized except for the Building Final. The inspector has requested the 1770 documents to complete the remaining inspection.
-110b was signed on 12.12.24 by the BD has been submitted and approved by both the BD and the Superintendent.
The OEF 209 was executed through the PCP process by the BD on 01/30/2025.

PROJECT SCOPE

Re-roofing: Buildings 1 through 7
Aluminum Covered Walkway Repairs
Exterior Doors Replacement: Building 4
Exterior Paint: Buildings 5 & 6
Fire Sprinklers: Buildings 2, & 3
HVAC Improvements: Buildings 2, 4, 7 & 8
Test & Balance: Buildings 1, 2, 3, 4, 5, & 6

BUDGET

	Current Budget	Actuals	Remaining Budget
Pre Construction	$280,908	$264,330	$16,578
Construction	$7,052,769	$7,019,879	$32,890
Contingency	$244,870	$0	$244,870
Project Total:	**$7,578,547**	**$7,284,209**	**$294,338**

FLAG:

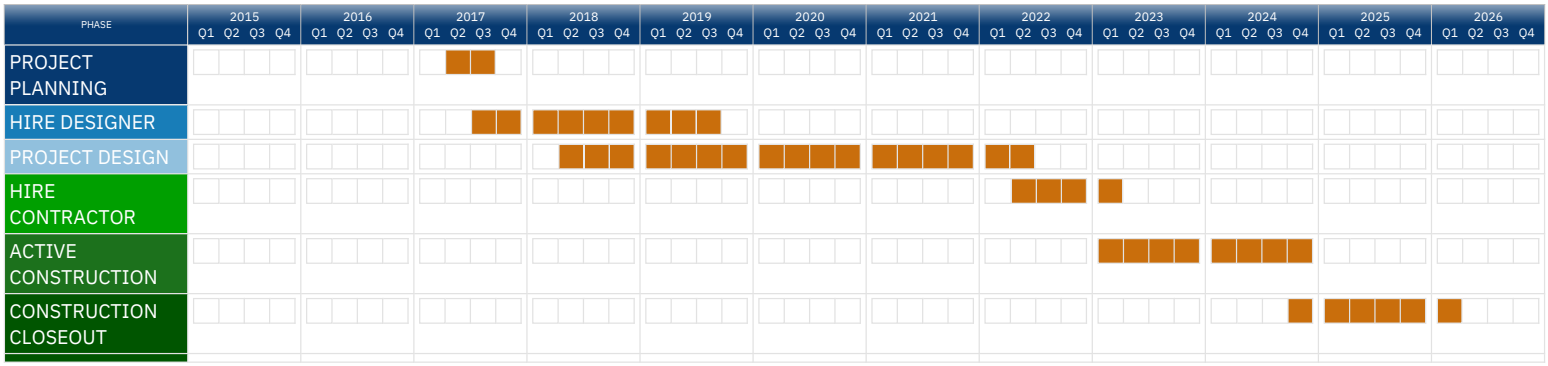

AECOM ATKINS

BROWARD County Public Schools

North Fork Elementary School

Address 101 NW 15 AVENUE, FORT LAUDERDALE 33311
Board District: 5
ADEFP Budget: $2,443,862

Location Num: 1191
Board Member: Dr. Jeff Holness
Total Facilities Budget (Sum of Projects): $1,933,000

PRIMARY RENOVATIONS P.001849 North Fork ES - SMART Program Renovation

CURRENT PHASE

1-Planning

RISK LEVEL

No Risk

PROJECT UPDATE

As of 09/30/23, a direction from District leadership to proceed with design is pending. The current Enrollment percentage and Occupancy capacity is at 49.5 %.

PROJECT SCOPE

Project progress was halted in order to re-evaluate the education program. Evaluate the school program to determine if the design will follow the requirements of an Early Learning Center. MAPPS SOW was Building Envelop with re-roofing, Fire Sprinklers and HVAC Improvements.

BUDGET

	Current Budget	Actuals	Remaining Budget
Pre Construction	$167,010	$119,423	$47,587
Construction	$1,568,250	$302,331	$1,265,919
Contingency	$197,740	$0	$197,740
Project Total:	**$1,933,000**	**$421,754**	**$1,511,246**

FLAG:

North Lauderdale Pre K - 8 (f.k.a. North Lauderdale Elementary)

Address 7500 KIMBERLY BOULEVARD, NORTH LAUDERDALE 33068
Location Num: 2231
Board District: 4
Board Member: Lori Alhadeff
ADEFP Budget: $2,933,349
Total Facilities Budget (Sum of Projects): $2,187,000

PRIMARY RENOVATIONS P.001903-ADA North Lauderdale ES - SMART ADA Restrooms

CURRENT PHASE

3-Design

RISK LEVEL

PROJECT UPDATE

this project 100% CD were submit to the Building Department for R03.

PROJECT SCOPE

ADA Restroom Upgrades: Building 1 (Rooms 155 and 156)

BUDGET

	Current Budget	Actuals	Remaining Budget
Pre Construction	$9,709	$0	$9,709
Construction	$340,291	$0	$340,291
Project Total:	**$350,000**	**$0**	**$350,000**

FLAG:



PRIMARY RENOVATIONS P.001903-FA1 North Lauderdale ES - SMART Fire Alarm

CURRENT PHASE

5B-Construction

RISK LEVEL

PROJECT UPDATE

Complete wiring fire alarm conduits in building 75.

PROJECT SCOPE

Design Build for the replacement of the campus-wide fire alarm system

BUDGET

	Current Budget	Actuals	Remaining Budget
Construction	$1,010,000	$842,375	$167,625
Contingency	$55,000	$0	$55,000
Project Total:	**$1,065,000**	**$842,375**	**$222,625**

FLAG:



North Lauderdale Pre K - 8 (f.k.a. North Lauderdale Elementary)

Address 7500 KIMBERLY BOULEVARD, NORTH LAUDERDALE 33068
Location Num: 2231
Board District: 4
Board Member: Lori Alhadeff
ADEFP Budget: $2,933,349
Total Facilities Budget (Sum of Projects): $2,187,000

PRIMARY RENOVATIONS P.001903-FSP North Lauderdale ES - SMART Fire Sprinklers

CURRENT PHASE

6-Substantial Completion

RISK LEVEL

No Risk

PROJECT UPDATE

Project phase changed. The A/E is processing the OEF 209.

Bldg. 1 Installation of fire sprinkler heads 100%
Exterior installation of underground fire sprinkler piping, testing, tapping into City Main, 100%
Inspections 100%
Final inspection Schedule last week of January.
Patching, installation of new ceiling tiles, 100%
Housekeeping 100%
Project completion

PROJECT SCOPE

Scope of work - Design Build North Lauderdale ES Building 1 install Fire Sprinklers (59,956 SF). Action Item: 1. Design Build - Fire Sprinklers Building #1 (59,956 SF) and connection to City water. 2. Prepare and submit a City of North Lauderdale Plumbing /Civil application for the permit: a. . 2 signed and sealed Civil drawings sets

BUDGET

	Current Budget	Actuals	Remaining Budget
Pre Construction	$2,000	$958	$1,042
Construction	$770,000	$761,960	$8,040
Project Total:	**$772,000**	**$762,918**	**$9,082**

FLAG: SCHEDULE, Reason: Contractor Delay

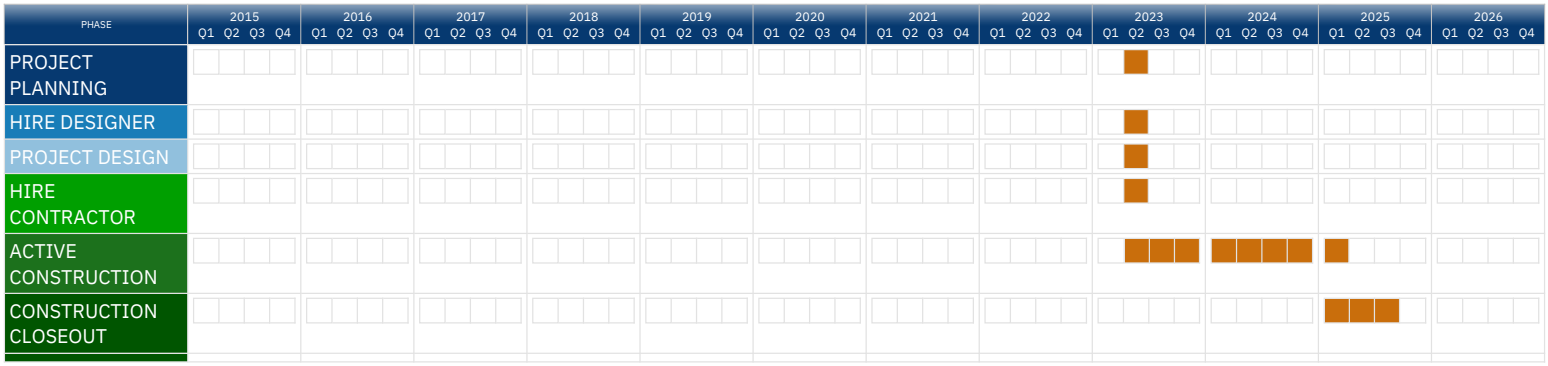

AECOM ATKINS

BROWARD County Public Schools

North Side Elementary School

Address 120 NE 11 STREET, FORT LAUDERDALE 33304
Board District: 3
ADEFP Budget: $3,725,069

Location Num: 0041
Board Member: Sarah Leonardi
Total Facilities Budget (Sum of Projects): $3,564,214

PRIMARY RENOVATIONS P.001992 North Side ES - SMART Program Renovations

CURRENT PHASE

5B-Construction

RISK LEVEL

PROJECT UPDATE

-Work had previously been on hold due to the need to replace the former AE. The new AE was officially approved for the project by the Board and their ATP was issued on 11/13/24.
-The current status of the roofing construction is listed below:
Bldg 2:
-VFDs are installed, and all electrical/controls work has been completed, pending installation of the rooftop chilled water pipes (CWPs) for Bldg 3.
-Replacement of the Bldg 2 kitchen refrigeration unit stands needs to be performed. PPO/Food & Nutritional Services (FNS) will replace existing equipment once the new stands are fabricated and ready to be installed.
Bldg 3:
-Demo/temp roof was completed in March 2024. Construction halted when the former AE was terminated (i.e. ASIs needed to be completed to proceed). Due to the time lag associated with procuring a new AE for the project, an inspection by the roofing material manufacturer was conducted on 1/17/25 to determine if the temp roof needs to be recovered or not. It was determined that due to prolonged exposure, the temp roof needs to be recovered (see attached roofing materials manufacturer letter). The contractor has requested a proposal from the roofing subcontractor to recover the temp roof.
-Curb installation is pending the preparation/approval of an ASI for the attachment method.
-The CWP stands are pending the preparation/approval of an ASI for the attachment method.
-Skylight covers are pending the preparation/approval of an ASI for the skylight infill method.
-The north side of the building is pending the preparation/approval of an ASI for the edge detail due to the lack of space for a gutter.
Bldg 7:
-Roof Demo/Temp completed. As with Bldg 3, above, this temp roof now needs to be recovered.
-Rooftop vent installation is pending the preparation/approval of an ASI for the attachment method.
Bldg 8:
-The roof is complete except for installing roof hatch guardrails. The guardrail installation is pending the preparation/approval of an ASI because they were not included in the permitted plans/scope of work.
-The AE submitted ASI-14 to address the above-referenced issues on 3/3/25 and was returned as Revise & Resubmit on 3/11/25. The AE is addressing the Building Dept. comments and the ASI will be resubmitted in April 2025.

PROJECT SCOPE

Roofing on Buildings 2, 3, & 8
HVAC improvements in Buildings 1, 3, 8, & 9.
Window installation Building 3.
New chiller installation.

BUDGET

	Current Budget	Actuals	Remaining Budget
Pre Construction	$374,733	$276,811	$97,922
Construction	$3,189,481	$2,590,082	$599,399
Project Total:	**$3,564,214**	**$2,866,893**	**$697,321**

FLAG: SCHEDULE, Reason: A/E Delay

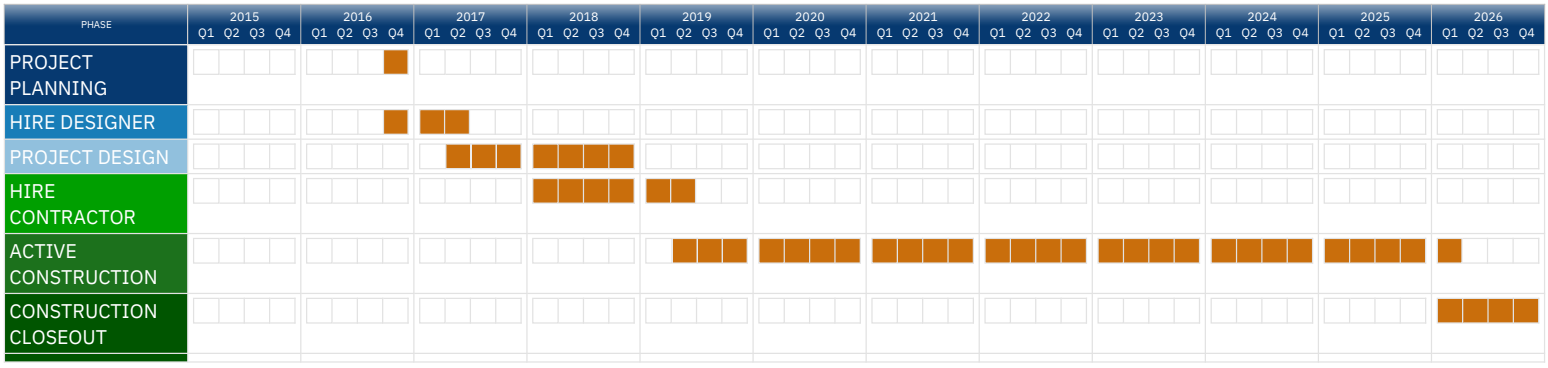

AECOM ATKINS

BROWARD County Public Schools

Northeast High School

Address 700 NE 56 STREET, OAKLAND PARK 33334
Board District: 3
ADEFP Budget: $48,194,318

Location Num: 1241
Board Member: Sarah Leonardi
Total Facilities Budget (Sum of Projects): $46,871,809

PRIMARY RENOVATIONS P.001684 Northeast HS - SMART Program Renovations

CURRENT PHASE

5B-Construction

RISK LEVEL

PROJECT UPDATE

1) Fire alarm inspections continue and the final NFPA72 inspection will be soon.

PROJECT SCOPE

Renovations Scope Of Work:
Re-roofing Buildings #1, 2, 3, 5, 6, 7, 12, 15, 17, 25, 85 & 86. Exterior door & window replacement. Complete fire alarm system replacement. Fire sprinkler upgrades at Buildings 1, 3, 4, 5, 6 and 7. Selective ceiling replacement for fire sprinkler installation. ADA restroom renovations of restrooms 101 & 102, 117 & 119 and Building #3 restrooms 189, 191 and 194. Renovation of Building #1 Life Science S.T.E.M. Labs rooms 142 & 153, 146 Teacher planning. Building #3 Culinary STEM Lab room 194 with associated food service equipment. Building #3 Fabrication STEM Lab. Building #4 Auditorium mechanical, electrical and controls upgrades. Music Building #5 renovations. Electrical work to support new HVAC systems.
HVAC SOW: Building 2 chiller replacement, various AHU replacement, Digital Direct Controls & EMS upgrades. Test and Balance.

BUDGET

	Current Budget	Actuals	Remaining Budget
Pre Construction	$1,926,193	$1,772,968	$153,225
Construction	$22,722,230	$19,576,142	$3,146,088
Contingency	$99,978	$0	$99,978
Project Total:	**$24,748,401**	**$21,349,110**	**$3,399,291**

FLAG: SCHEDULE, Reason: A/E Delay

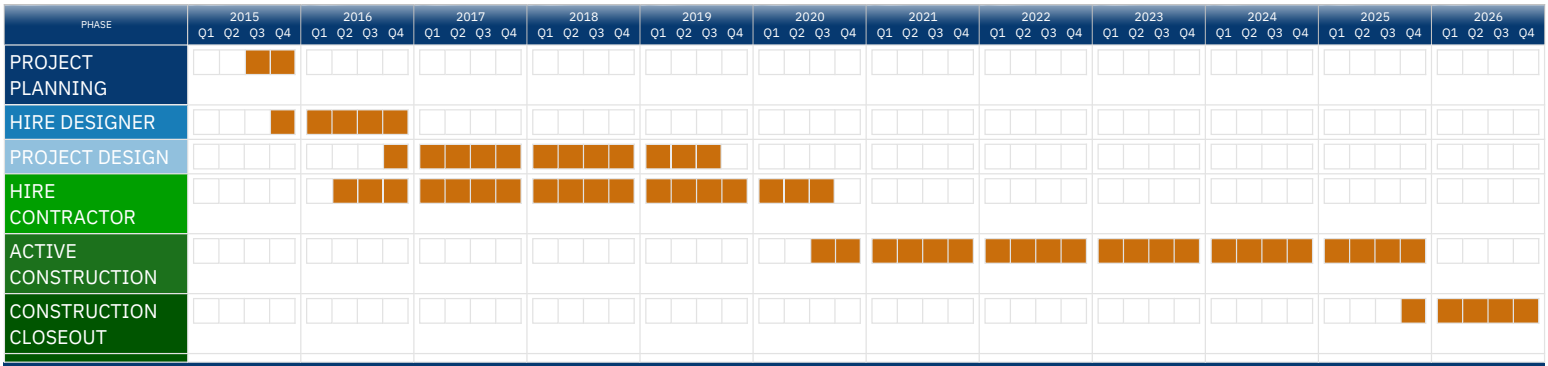

PRIMARY RENOVATIONS P.001684-RC1 Northeast HS - SMART Roof btwn Bldg 4 & 6

CURRENT PHASE

5A-Construction

RISK LEVEL

No Risk

PROJECT UPDATE

-Currently waiting for PCO-82 for project P.001684 (main GOB project) to be approved so that funding can be transferred to the carveout project, P.001684-RC1 (currently scheduled for CORP in April 2025).

PROJECT SCOPE

Replacement of the roof of the covered walkway between Bldgs 4 and 6.

FLAG:



Northeast High School

Address 700 NE 56 STREET, OAKLAND PARK 33334
Board District: 3
ADEFP Budget: $48,194,318

Location Num: 1241
Board Member: Sarah Leonardi
Total Facilities Budget (Sum of Projects): $46,871,809

PRIMARY RENOVATIONS P.002301 Northeast HS - New Addition and Renovations to Building 12 SMART Program

CURRENT PHASE

5B-Construction

RISK LEVEL

PROJECT UPDATE

CMAR is working on an updated proposal to install the required fire protection. Reduction in original quote forthcoming.

PROJECT SCOPE

New 2- story classroom addition, building #29, and 1-story Flex Lab, Building #30, both tilt-up construction with the complete HVAC system. Renovations to Building #7 P.E. Locker Rooms and Building #12 new football locker room, flex and support spaces, ROTC classrooms, office, storage, and support spaces. New building CEP two (2) air-cooled chillers and associated underground piping, pumps, and VFDs. Demolish Buildings 8, 9, 10, 11 & 27.
Parking lot modifications.

BUDGET

	Current Budget	Actuals	Remaining Budget
Pre Construction	$1,392,988	$1,354,648	$38,340
Construction	$20,711,358	$20,541,399	$169,959
Contingency	$19,062	$0	$19,062
Project Total:	**$22,123,408**	**$21,896,047**	**$227,361**

FLAG:

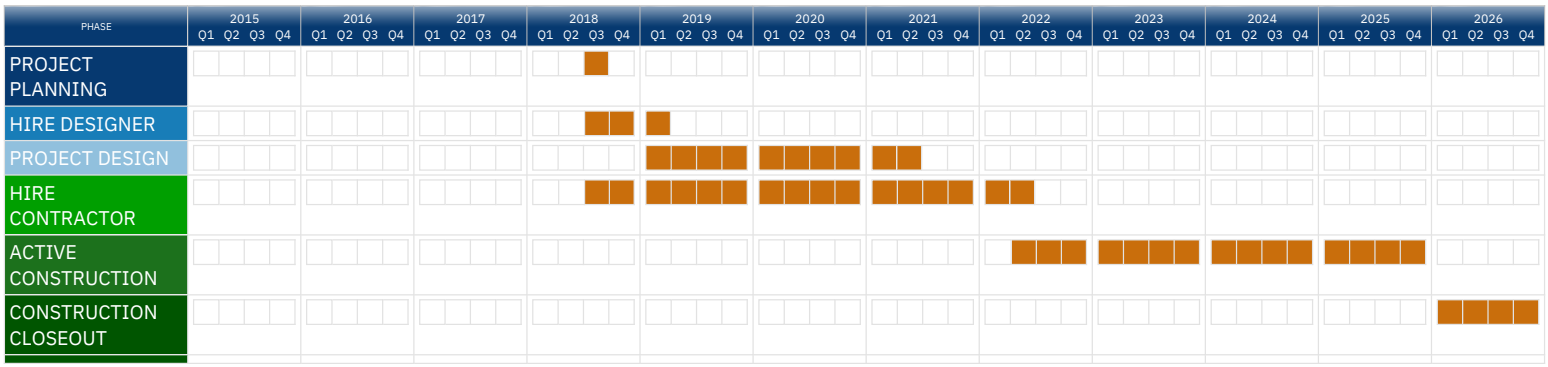

AECOM ATKINS

BROWARD County Public Schools

Nova Blanche Forman Elementary School

Address 3521 SW DAVIE ROAD, DAVIE 33314
Board District: 6
ADEFP Budget: $4,930,054

Location Num: 1282
Board Member: Brenda Fam, Esq
Total Facilities Budget (Sum of Projects): $3,633,055

PRIMARY RENOVATIONS P.002149 Nova Blanche Forman ES - SMART Program Renovations

CURRENT PHASE

5B-Construction

RISK LEVEL

PROJECT UPDATE

As of 3/30/25

1. This period the Contractor continued ongoing work to remove and replace existing HVAC RTUs with New Equipment. The following RTU Units have been completed.

(RTU 1-1, RTU 1-2, RTU 1-3, RTU 1-4, RTU 1-5, RTU 1-6, RTU 1-7, RTU 1-8, RTU 1-9, RTU 1-15, RTU 1-16, RTU 1-17RTU1-18, RTU1-19, RTU-1-10)
Current RTU's Being Completed Onsite For the Month of March:
(RTU-1-11)(RTU 1-12)

2. This period's updated monthly project schedule projects the Contractor achieving Substantial Completion by 05/30/2025. In Progress. This is questionable

3. There are two RTU's currently in progress (RTU 1-11 & RTU 1-12) In Progress To Date

4. The following RTU 1-13 is being coordinated with the school administrator as the next RTU to be replaced and installed.

5. Installation of single entry door has been installed by GC

6. New structural steel supports for RTU curb is being completed for new RTU 1-12

7. New breakers inside electrical panel ave ben installed for RTU 1-11

PROJECT SCOPE

Building 1- wood exterior replacement, aluminum window replacement, wood window replacement, exterior door hardware replacement, exterior painting, HVAC Improvements, Roofing repair after HVAC installation.
Building 2- Re-Roofing, and HVAC improvements.
Building 3- Re-roofing, exterior door replacement, exterior painting
Building 4- exterior door hardware replacement, exterior painting including soffit
Building 6- Re-roofing, exterior painting
Building 85- Exterior painting

BUDGET

	Current Budget	Actuals	Remaining Budget
Pre Construction	$207,000	$146,861	$60,139
Construction	$3,313,934	$2,552,579	$761,355
Contingency	$112,121	$0	$112,121
Project Total:	**$3,633,055**	**$2,699,440**	**$933,615**

FLAG: SCHEDULE, Reason: Contractor Delay

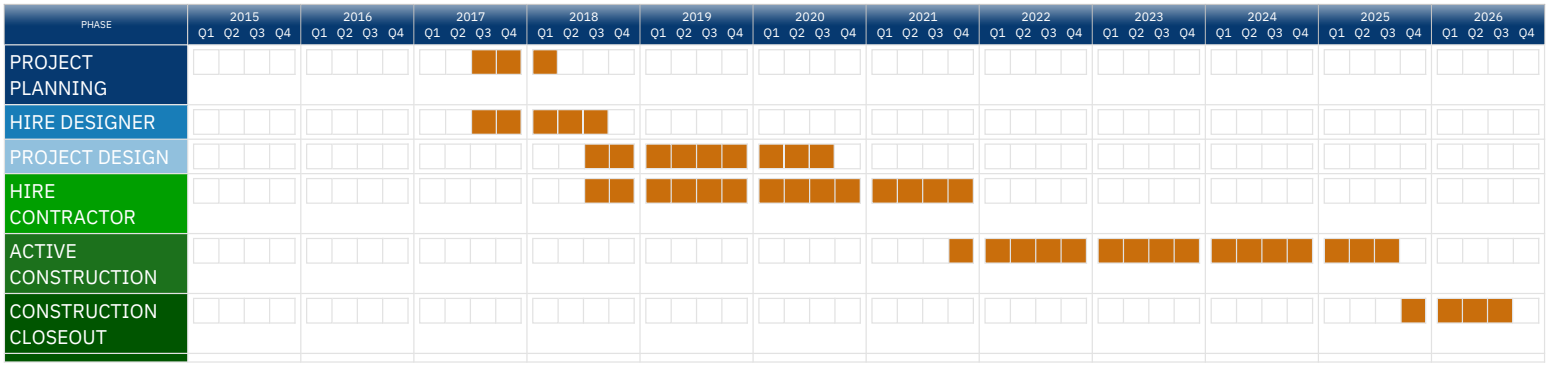

AECOM ATKINS

BROWARD County Public Schools

Nova Dwight D. Eisenhower Elementary School

Address 6501 SW 39 STREET, DAVIE 33314
Board District: 6
ADEFP Budget: $1,325,000

Location Num: 1271
Board Member: Brenda Fam, Esq
Total Facilities Budget (Sum of Projects): $3,010,016

PRIMARY RENOVATIONS P.002145 Nova Dwight D. Eisenhower ES - SMART Program Renovations

CURRENT PHASE

5B-Construction

RISK LEVEL

PROJECT UPDATE

New Items: As of 3/31/25

RESOLVED - (1) GC has performed a 30-day load study test on the electrical feeders and has submitted their findings for review to EOR, EOR to evaluate findings prior to the switchgear switch scheduled for Summer Break 2025.

(2) The following to be coordinated between the GC and the PMOR prior to the upcoming switchgear shutdown
2a. Coordinate with Food and Nutrition of Possible Relocation of Food Inside the Freezer. (PMOR)
2b. Coordinate With EMS shut down of F/A System (PMOR)
2c. Provide spot coolers for the media center and computer closet (GC)
2d. Coordinate temporary power for officer security trailer which services two neighboring schools (Nova Blanche & Nova MS)
2e. Coordinate with PPO to have onsite personnel on the day of switchgear shutdown and when approval to re-energize is granted

3. PENDING - A work order has been generated to PPO to provide a generator to energize during switchgear shutdown the police officer trailer from June 5th to June 19th 2025.

PROJECT SCOPE

Roofing Replacement at Buildings 3, 5 & 85.
Aluminum Covered walkways repair.
Electrical Improvements- Lighting at Canopies Buildings 6, 7 & 85.
Fire Alarm System Replacement
Media Center Improvements at Building 1. and ADA Restroom Renovation at Building 1 Room 146, 147.

BUDGET

	Current Budget	Actuals	Remaining Budget
Pre Construction	$141,500	$118,573	$22,927
Construction	$2,797,350	$2,723,549	$73,801
Contingency	$71,166	$0	$71,166
Project Total:	**$3,010,016**	**$2,842,122**	**$167,894**

FLAG:

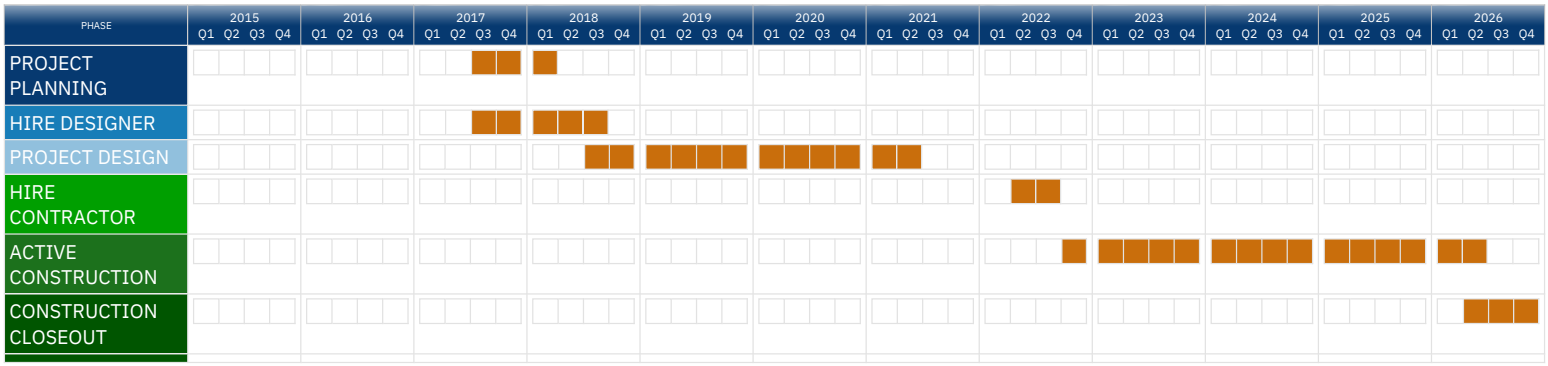

AECOM ATKINS

BROWARD County Public Schools

Nova High School

Address 3600 COLLEGE AVENUE, DAVIE 33314
Board District: 6
ADEFP Budget: $32,935,817

Location Num: 1281
Board Member: Brenda Fam, Esq
Total Facilities Budget (Sum of Projects): $30,842,834

PRIMARY RENOVATIONS P.001817 Nova HS - SMART Program Renovations

CURRENT PHASE

5B-Construction

RISK LEVEL

PROJECT UPDATE

- Current pending change orders were reviewed by AE/PMOR: PCO-47, PCO-80, PCO-85, PCO-90, PCO-91 & PCO-92.
- Change Order Status: PCO-47 & 85 (GC to Revise/Resubmit); PCO-80 (Approved); PCO-90 & 91(pending SBBC approval), PCO-92 (continuing review beyond PM-OR).
- OAC meetings have been ongoing with the AE/GC to go over the project. AE is working with EORs on project details and completing the first ASIs needed from the Building Department to close failed inspections.
- ASI-67 submitted to Building Department - returned 'Revise/Resubmit', and was resubmitted during this reporting period.
- ASI-68 submitted to Building Department - returned 'Revise/Resubmit', and was resubmitted during this reporting period.

PROJECT SCOPE

Reroofing: Building 2 01, 02, 06, 11, 12, 13, 14, 15, 16, 17, 18, 24, 32, 33, 34, & 37
HVAC Improvements: Buildings 01s 02, 05, 06, 11, 12, 13, 14, 15, 16, 17, 18, 25, 26, 32, 33, 34, & 37
Electrical Improvements Buildings 01, 02, 05, 06, 11, 12, 13, 14, 15, 16, 17, 18, 19, 25, 26, 32, 33, 34, 37, & 38
Fire Alarm Improvements Buildings 01, 02, 03, 04, 05, 06, 07, 08, 09, 10, 11, 12, 13, 14, 15, 16, 17, 18, 24, 25, 26, 27, 30, 31, 32, 33, 34, & 35
Fire Protection Improvements Buildings 03, 04, 05, 06, 08, 12, 16, 17, & 35

BUDGET

	Current Budget	Actuals	Remaining Budget
Pre Construction	$2,090,533	$1,961,842	$128,691
Construction	$28,448,156	$27,708,762	$739,394
Contingency	$304,145	$0	$304,145
Project Total:	**$30,842,834**	**$29,670,604**	**$1,172,230**

FLAG:

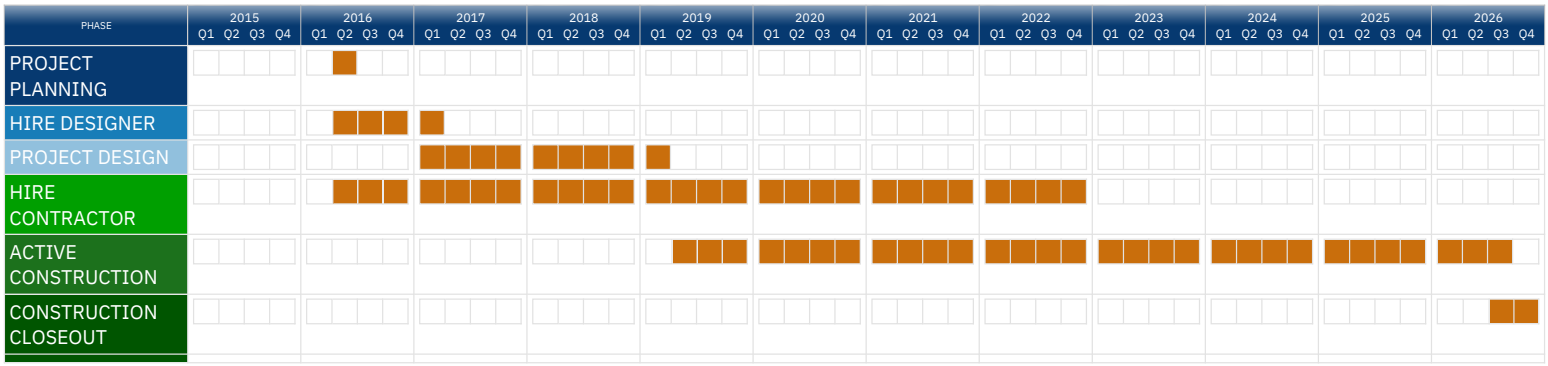

Nova Middle School

Address 3602 COLLEGE AVENUE, DAVIE 33314
Board District: 6
ADEFP Budget: $9,095,874

Location Num: 1311
Board Member: Brenda Fam, Esq
Total Facilities Budget (Sum of Projects): $10,137,902

PRIMARY RENOVATIONS P.001898 Nova MS - SMART Program Renovations

CURRENT PHASE

5B-Construction

RISK LEVEL

PROJECT UPDATE

As of 3/31/25

Building #5:
1. RESOLVED - GC is currently finalizing all electrical and mechanical work for AHU 5-1
2. RESOLVED - Mechanical technician is currently working on their test and balance programming of other AHUs in Bldg #5
3. RESOLVED - Ductwork installation for AHU 5-1 has been completed and inspected
4. RESOLVED - Acoustical doors & hardware for the band room have been approved by the building department.
4A. PENDING - GC has released doors & hardware scheduled to arrive to be installed in April 2025

5. RESOLVED - Drain lines for AHU 5-1 are being finalized and ready for inspection 2nd week of FEBRUARY 2025

6. RESOLVED - Disconnected electrical panel for AHU 5-1 to be installed and inspected
5. RSOLVED - Electrical Rough Work has been inspected
6. RESOLVED - ROTH is currently working on the Control Connections for AHU 5-1
7. RESOLVED - Testing, AND Balance to be scheduled by GC and Inspected right before the Christmas Holidays or 1st week of January 2025.
8. IN PROGRESS - GC Has started to coordinate possible dates for commissioning Inspections for units for units in Buildings #7, #8, and #9.

PROJECT SCOPE

Repair Stucco and Paint Buildings #7, #8, #9, #10, #30, and #39
Renovate Art Room Building 30 (with casework, art sink, and finishes)
Renovate Music Lab in Building #5
HVAC improvements for Buildings #4, #5, #7, #8, #9, and #30

BUDGET

	Current Budget	Actuals	Remaining Budget
Pre Construction	$245,000	$203,677	$41,323
Construction	$3,579,699	$3,128,314	$451,385
Contingency	$152,472	$0	$152,472
Project Total:	**$3,977,171**	**$3,331,991**	**$645,180**

FLAG:

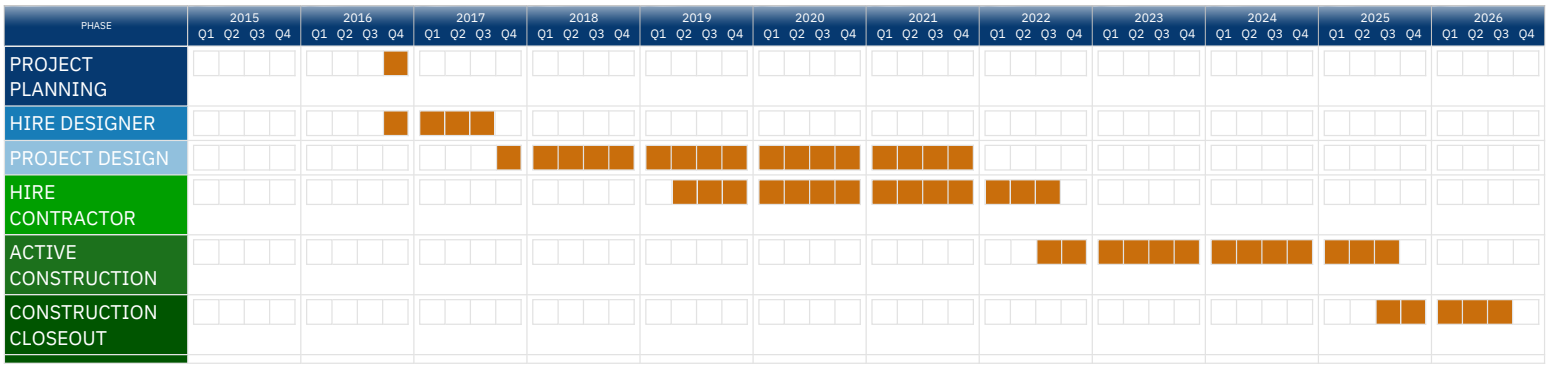

AECOM ATKINS

BROWARD County Public Schools

Nova Middle School

Address 3602 COLLEGE AVENUE, DAVIE 33314
Board District: 6
ADEFP Budget: $9,095,874

Location Num: 1311
Board Member: Brenda Fam, Esq
Total Facilities Budget (Sum of Projects): $10,137,902

PRIMARY RENOVATIONS P.002027 Nova MS - SMART Fire Sprinklers (Design)

CURRENT PHASE

7-Final Completion

RISK LEVEL

PROJECT UPDATE

No updated communication with district counsel this reporting period. This item is on hold with counsel. Currently, the A/E counsel is reviewing the responses submitted on questions asked by legal to know if the A/E will carry any responsibilities once this project is closed. The A/E is responsible for the design of the fire alarm system for both MS and HS.

due to this P# is part of the HS and MS.

The A/E was in breach of contract and a newly assigned A/E will be completing the final phase of the project. the remaining financial commitments will be addressed by ORPM and A/E once they have reviewed any pending designs.

This process is still pending negotiation with a new A/E. This scope is completed. It was at first part of the Middle School project. I has been requested by closeout PM to submit a CLPO without MM and add the financial commitment to the High School. Once this has been agreed upon this phase will be closed. The Architect is in breach of contract. This PO will remain open until an agreement is met. No final invoice has been submitted by the Architect, and this will remain ongoing until the completion of the Nova MS project.
This phase did not require a OEF 110B or 209.

This project will not require an OEF 110B or 209.

PROJECT SCOPE

Fire sprinkler installation: Buildings 03, 04, 05, 08, 10, 35, & 36. Nova HS Buildings 05, 06, 12, 16, 17, & 23. This is being done as part of the Nova HS project since it is a shared facility.

BUDGET

	Current Budget	Actuals	Remaining Budget
Pre Construction	$167,668	$133,000	$34,668
Construction	$33,063	$33,063	$0
Project Total:	**$200,731**	**$166,063**	**$34,668**

FLAG:



Nova Middle School

Address 3602 COLLEGE AVENUE, DAVIE 33314
Board District: 6
ADEFP Budget: $9,095,874

Location Num: 1311
Board Member: Brenda Fam, Esq
Total Facilities Budget (Sum of Projects): $10,137,902

PRIMARY RENOVATIONS P.002873 Nova MS - Roofing Building 3, 4, 7, 8, 9 - SMART Program

CURRENT PHASE

5B-Construction

RISK LEVEL

PROJECT UPDATE

-All construction has been completed and finaled, with the exception of the Building final, which failed on 12/20/24.
-The GC has addressed all of the items on the Building Final Inspection Deficiency List, including preparation of curb shop drawings (SDs).
-3/7/25: The curb SDs were submitted to the Building Dept.
-3/14/25: The curb SDs were returned by the Building Dept. for revisions.
-3/18/25: The R02 curb SDs were resubmitted to the Building Dept.
-3/26/25: The R02 curb SDs were returned by the Building Dept. for additional revisions.
-3/31/25: PMOR and the GC met with the Building Dept. to discuss what changes need to be made to the curb SDs. R03 curb SDs to be submitted to the Building Dept. in April 2025.

PROJECT SCOPE

Roofs carve-out, Bldgs. 3, 4, 7, 8 & 9 and their associated Mechanical Rooftop units.

BUDGET

	Current Budget	Actuals	Remaining Budget
Pre Construction	$20,000	$8,101	$11,899
Construction	$4,286,585	$4,039,357	$247,228
Contingency	$98,415	$0	$98,415
Project Total:	**$4,405,000**	**$4,047,458**	**$357,542**

FLAG:



PRIMARY RENOVATIONS P.002873-RC1 Nova MS - SMART Roof Carve Out - Bldg 5

CURRENT PHASE

6-Substantial Completion

RISK LEVEL

PROJECT UPDATE

Below are the activities for March 2025:
-3/6/25: The Plumbing final passed.
-3/18/25: The Roofing final passed.
-3/19/25: The Mechanical and Electrical finals passed.
-3/20/25: The Building final passed.
-3/25/25: PCP-1 was submitted to the Building Dept. and the 110b was signed.
-3/31/25: The 110b was signed by the Superintendent.

PROJECT SCOPE

Reroofing of Bldg 5.
NTP was submitted to the contractor on 12/13/23 with a start date of 12/20/23.

BUDGET

	Current Budget	Actuals	Remaining Budget
Construction	$1,480,000	$959,834	$520,166
Contingency	$75,000	$0	$75,000
Project Total:	**$1,555,000**	**$959,834**	**$595,166**

FLAG:



Oakland Park Elementary School

Address 936 NE 33 STREET, OAKLAND PARK 33334
Board District: 3
ADEFP Budget: $6,178,649

Location Num: 0031
Board Member: Sarah Leonardi
Total Facilities Budget (Sum of Projects): $5,762,330

PRIMARY RENOVATIONS P.001895 Oakland Park ES - SMART Program Renovations

CURRENT PHASE

5B-Construction

RISK LEVEL

PROJECT UPDATE

No current work on site. The contractor is awaiting approved PCO for the change of electrical panel in Building 11.

PROJECT SCOPE

Roof Replacement: Buildings 1, 2, 3, 4, 5, 6, 7, 8, 9, 10, 11 & 13.
Replacement of Exterior Lighting: Campus-wide
Roofing tile in selected areas
Electrical Upgrades: Campus-wide (including the replacement of Switchgear and Distribution Panels and AHU's)
RTU replacement at building

BUDGET

	Current Budget	Actuals	Remaining Budget
Pre Construction	$250,000	$216,527	$33,473
Construction	$5,224,747	$5,213,528	$11,219
Contingency	$287,583	$0	$287,583
Project Total:	**$5,762,330**	**$5,430,055**	**$332,275**

FLAG:

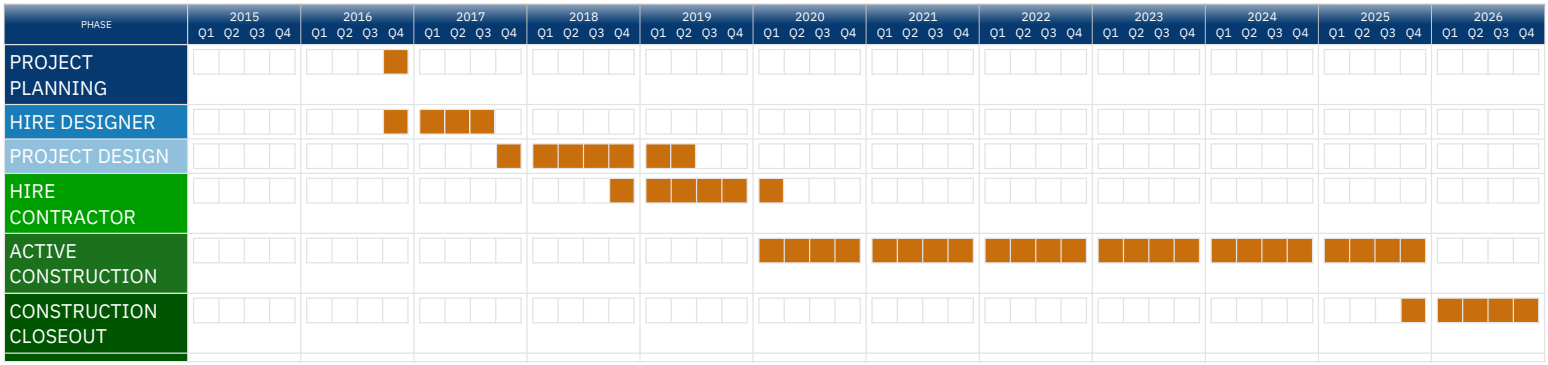

AECOM ATKINS

BROWARD County Public Schools

Oakridge Elementary School

Address 1507 N 28 AVENUE, HOLLYWOOD 33020
Board District: 1
ADEFP Budget: $6,216,859

Location Num: 0461
Board Member: Maura McCarthy Bulman
Total Facilities Budget (Sum of Projects): $6,094,979

PRIMARY RENOVATIONS P.001712 Oakridge ES - SMART GOB Renovations

CURRENT PHASE

5B-Construction

RISK LEVEL

PROJECT UPDATE

Update: 4/2/25: The contractor has submitted a revised plan of action with misleading information. PMOR responded to it challenging certain items/assumptions made by the contractor. Contractor re-submitted claiming revisions were made. PMOR to review again. Note: The contractor has made very little progress again this month. One trade, fire alarm has made small attempts at working on their scope.

PROJECT SCOPE

Electrical System Renovation: Buildings 1, 2, 3. 4, 5. 6. 7, 8, 9, & 11
Exterior Aluminum Windows: Buildings 1, & 2
Exterior Doors and Hardware: Buildings 1, 2, 4, & 5
Fire Alarm: Buildings 1, 2, 3, 4, 5, 6, 7, 8, 9, 10, 11 & & 12
HVAC System Replacement: Buildings 1, 2, 3, 4, 5, 6, 7. 8, 9, & 11
HVAC Controls: Building 12
Interior Finishes & Improvements: Buildings 1, 2, & 11
Media Center Improvements: Building 11
Re-Roofing: Buildings 1, 2, 4, 5, 6, 7, 8, 9, & 10

BUDGET

	Current Budget	Actuals	Remaining Budget
Pre Construction	$540,257	$511,300	$28,957
Construction	$4,326,036	$3,817,361	$508,675
Contingency	$123,364	$0	$123,364
Project Total:	**$4,989,657**	**$4,328,661**	**$660,996**

FLAG: SCHEDULE, Reason: Contractor Delay

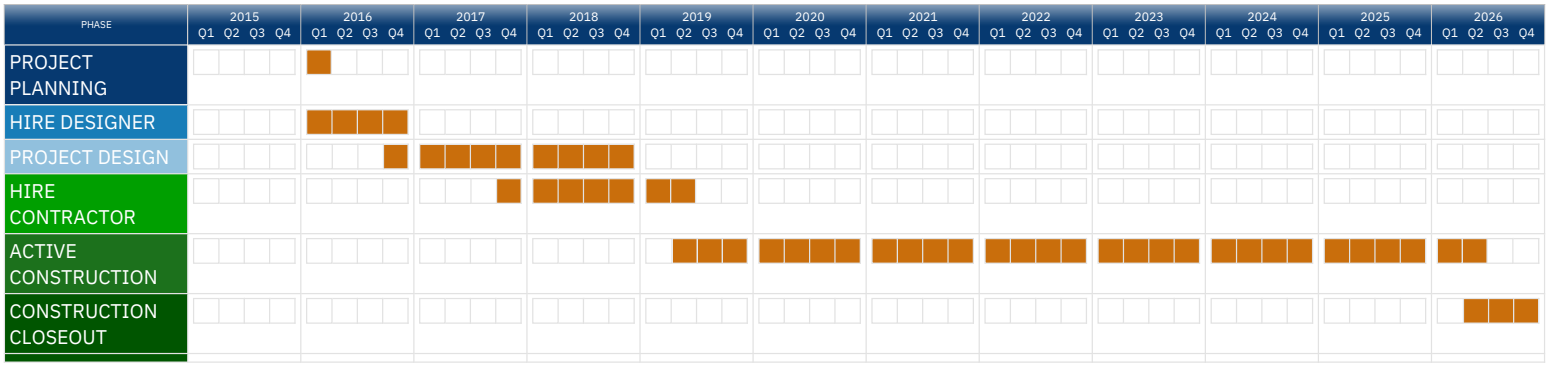

AECOM ATKINS

BROWARD County Public Schools

Oakridge Elementary School

Address 1507 N 28 AVENUE, HOLLYWOOD 33020
Board District: 1
ADEFP Budget: $6,216,859

Location Num: 0461
Board Member: Maura McCarthy Bulman
Total Facilities Budget (Sum of Projects): $6,094,979

PRIMARY RENOVATIONS P.002663 Oakridge ES - SMART - Building 2 Renovations

CURRENT PHASE

7-Final Completion

RISK LEVEL

No Risk

PROJECT UPDATE

The phase will not change this reporting period. The GC submitting a CO-5 T&M Cost Project Completion at the last moment. This project has completed their warranty walkthrough.

This reporting period: The EOR submitted a letter approving the structural support for the two AHU. The building inspection passed pending Acoustic ceiling items 13,14 & 15 on the trade deficient list to be resolved. The GC is in the process of doing these repairs to schedule the entire project inspection.

Inspection did not pass due to ceiling grid issues. The general contractor corrected these issues during the month and should be scheduling the inspection in the upcoming reporting period. It was recommended to have the construction coordinator and PM to walk the site with the trade deficiency list in hand to assure all was corrected prior to the scheduled inspection during the upcoming month.

Due to the pending failed inspections the OEF 209 cannot be processed.
110b Fully executed on 3/9/2023
OEF 209 was executed by the BD on 02/24/25

PROJECT SCOPE

Install kitchen hood.
Install Hydra-extractor pulper.
Fire Alarm.

BUDGET

	Current Budget	Actuals	Remaining Budget
Construction	$1,105,322	$1,096,674	$8,648
Project Total:	**$1,105,322**	**$1,096,674**	**$8,648**

FLAG:



AECOM ATKINS

BROWARD County Public Schools

Olsen Middle School

Address 330 SE 11 TERRACE, DANIA 33004
Board District: 1
ADEFP Budget: $11,578,315

Location Num: 0471
Board Member: Maura McCarthy Bulman
Total Facilities Budget (Sum of Projects): $11,054,315

PRIMARY RENOVATIONS P.001955 Olsen MS - SMART Program Renovations

CURRENT PHASE

5B-Construction

RISK LEVEL

PROJECT UPDATE

ASI #19, addressing roof guardrail clearance requirements per code, has been approved by the Building Department and is required to obtain the final roofing inspection. GC started installing the guardrails in Bldg 4.
GC working on pending electrical deliverables.
In the process of closing all failed-open inspections and requesting final inspections
Four exterior lights were replaced following a neighbor's complaint about brightness. Light readings were performed in the field and matched the manufacturer ones. Do to city ordinance sensor must be placed on the replaced lights. PCO is the process to be completed.
Working on PCOs.

PROJECT SCOPE

Demolition of Buildings 20-29 at old Olsen MS and restoration of the site. Re-roofing of Building 1-18, Media Center Renovation, Safety, and Security Improvements & HVAC Improvements consisting of AHU, duct heaters, circulation pumps, ext. Building improvement consists of new door hardware throughout various buildings, new windows in the Building 5 store.

BUDGET

	Current Budget	Actuals	Remaining Budget
Pre Construction	$552,407	$513,193	$39,214
Construction	$10,353,740	$10,217,497	$136,243
Contingency	$148,168	$0	$148,168
Project Total:	**$11,054,315**	**$10,730,690**	**$323,625**

FLAG:

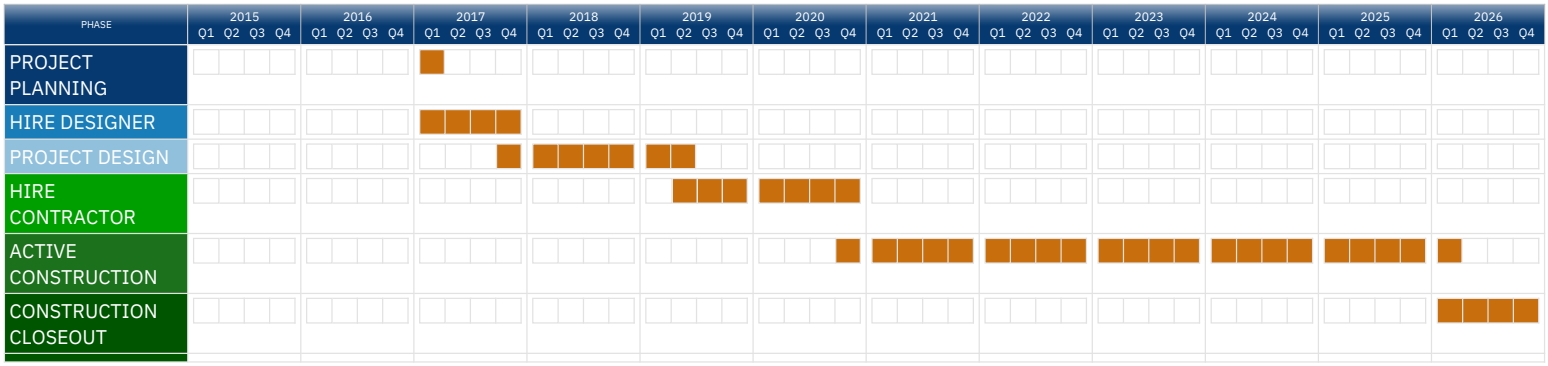

Oriole Elementary School

Address 3081 NW 39 STREET, LAUDERDALE LAKES 33309
Board District: 5
ADEFP Budget: $7,558,974

Location Num: 1831
Board Member: Dr. Jeff Holness
Total Facilities Budget (Sum of Projects): $7,166,974

PRIMARY RENOVATIONS P.001970 Oriole ES - SMART Program Renovations

CURRENT PHASE

5B-Construction

RISK LEVEL

PROJECT UPDATE

Roofing MEP finals were obtained, which will allow us to request roofing finals for Buildings 1 and 2. Roofing final obtained.
The team is working to move with PCOs 29 and 31 for the FA, and other PCOs.
The team is also working to close out the failed-open inspections and the gas valve replacement.
Planning for the street paving during Spring Break. Paving completed.
PPO to relocate fence behind fire hydrant to complete the easement process with BWWS. Still in progress.
The consultant working in ASI for gas valve fence and valve replacement.
Consultant completing ASI 14 for the AHU support.

PROJECT SCOPE

ADA Restrooms: ADA Compliance Renovation to Room Numbers: 101h, 108, 109, 115, 116, 128a, 129a, 152, 153,198a & 301a.
HVAC Improvements; Buildings 1 & 75
HVAC Installation: Complete Kitchen
Media Center Improvements
New Fire Alarm System
Reroofing: Buildings 1, 2 & 75
Fire Sprinklers Bldg. 1

BUDGET

	Current Budget	Actuals	Remaining Budget
Pre Construction	$406,106	$350,163	$55,943
Construction	$6,664,760	$6,251,829	$412,931
Contingency	$96,108	$0	$96,108
Project Total:	**$7,166,974**	**$6,601,992**	**$564,982**

FLAG:

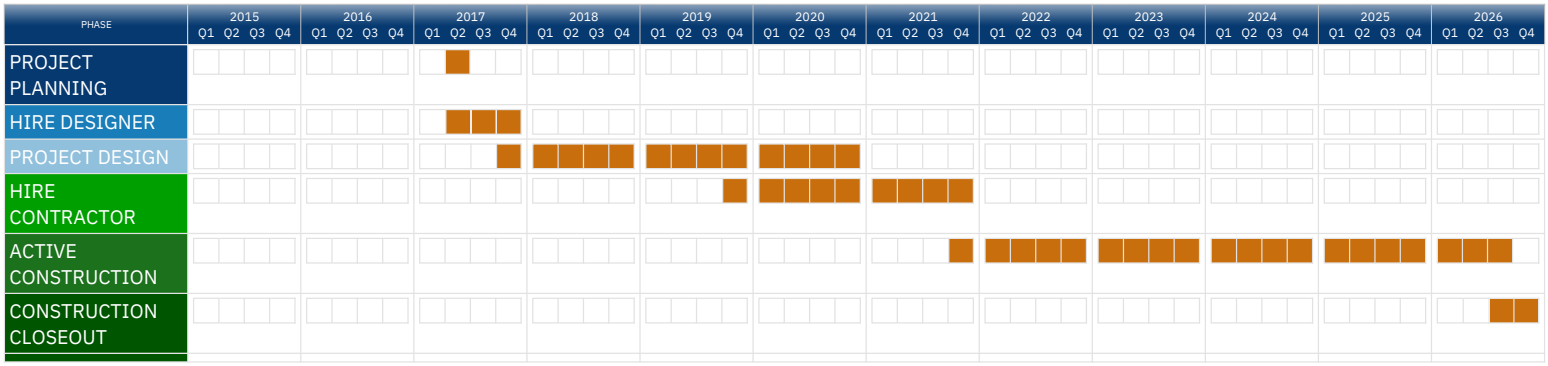

AECOM ATKINS

BROWARD County Public Schools

Palmview Elementary School

Address 2601 NE 1 AVENUE, POMPANO BEACH 33064
Board District: 7
ADEFP Budget: $4,379,000

Location Num: 1131
Board Member: Nora Rupert
Total Facilities Budget (Sum of Projects): $4,067,000

PRIMARY RENOVATIONS P.002084 Palmview ES - SMART Program Renovations

CURRENT PHASE

5A-Construction

RISK LEVEL

No Risk

PROJECT UPDATE

PM preparing to issue 800a to complete the work.

PROJECT SCOPE

Re-roofing: Buildings 2, 3, & 6. (2084-RC1) Building 1 by others.
HVAC Component Replacement: Buildings 1 and 8 and Duct Heaters: Building 2.
Test & Balance: Buildings 1, 2, and 80.
Media Center Renovations: Building 1.
ADA Restrooms Renovation: Building 1.

BUDGET

	Current Budget	Actuals	Remaining Budget
Pre Construction	$360,000	$292,776	$67,224
Construction	$2,769,800	$758,418	$2,011,382
Contingency	$102,200	$0	$102,200
Project Total:	**$3,232,000**	**$1,051,194**	**$2,180,806**

FLAG:

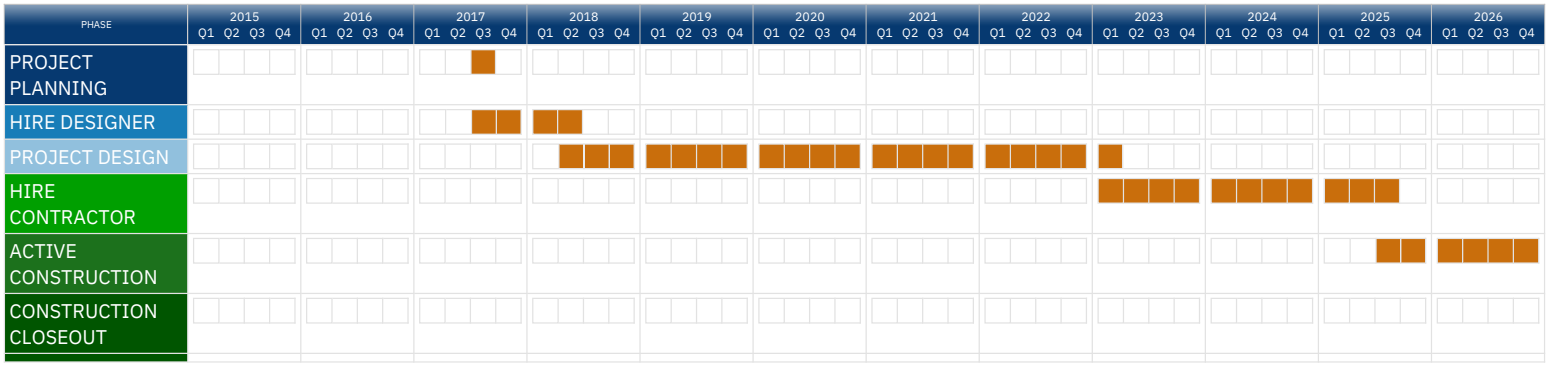

AECOM ATKINS

BROWARD County Public Schools

Palmview Elementary School

Address 2601 NE 1 AVENUE, POMPANO BEACH 33064
Board District: 7
ADEFP Budget: $4,379,000

Location Num: 1131
Board Member: Nora Rupert
Total Facilities Budget (Sum of Projects): $4,067,000

PRIMARY RENOVATIONS P.002084-RC1 Palmview ES - SMART Roofing Carve Out

CURRENT PHASE

6-Substantial Completion

RISK LEVEL

No Risk

PROJECT UPDATE

No change this reporting period. The BD has yet to agree to move forward with the comment by the commissioning agent that no test and balance is required (T&B). The GC cannot submit the final inspection OEF 209 until this has been responded to by the BD.

The BD requested to provide T&B as it is requested in the mechanical plans. However, the commissioning agent replied that there is no commissioning report needed on this project. This has been escalated to BD official. Pending their response to submit the OEF 209.

- 01/07/2025 Electrical Final inspection pass
- 01/10/2025 Mechanical Final inspection pass
- 01/24/2025 Plumbing Final inspection pass
- 01/31/2025 110b signed by the BD

PROJECT SCOPE

This Roof Carve Out project consists of the removal and replacement of the existing roofs on the Buildings # 2, 3 & 6, and related roof top mechanical equipment.

GC Engineer: Omar Khan, PE # 75524

BUDGET

	Current Budget	Actuals	Remaining Budget
Construction	$824,303	$757,445	$66,858
Contingency	$10,697	$0	$10,697
Project Total:	**$835,000**	**$757,445**	**$77,555**

FLAG:



AECOM ATKINS

BROWARD County Public Schools

Park Ridge Elementary School

Address 5200 NE 9 AVENUE, DEERFIELD BEACH 33064
Board District: 7
ADEFP Budget: $4,924,515

Location Num: 1951
Board Member: Nora Rupert
Total Facilities Budget (Sum of Projects): $4,463,697

PRIMARY RENOVATIONS P.001844 Park Ridge ES - SMART Program Renovations

CURRENT PHASE

8-Financial Closeout

RISK LEVEL

No Risk

PROJECT UPDATE

No changes this reporting period. The A/E submitted their warranty reporting. The A/E submitted their warranty line-item which was processed. The A/E was contacted to submit the final CI for three line-items if they are billable.

They have been given an due date or the CI will be voided. The GC submitted their final release of retainage CI which is in DC review.

This reporting period: The A/E has not submitted their reporting from the final warranty walkthrough. The GC submitted their retainage invoice and contacted the board doc team who provided the documents needed to be processed and submit for the upcoming board meeting.

Construction scope of work is complete.
The OEF 110B was executed by the building department on 03/06/2024
The OEF 209 was executed by the building department on 06/03/2024

PROJECT SCOPE

Exterior Painting: Buildings 5
Fire Alarm Replacement: Campus-wide
Mechanical Improvements: Buildings 1, 2, 3 & 75
Media Center & ADA Restrooms Renovation: Building 1
Re-Roofing: Buildings 1, 2, 3 & 4

BUDGET

	Current Budget	Actuals	Remaining Budget
Pre Construction	$199,500	$154,799	$44,701
Construction	$4,143,121	$4,135,660	$7,461
Contingency	$121,076	$0	$121,076
Project Total:	**$4,463,697**	**$4,290,459**	**$173,238**

FLAG:

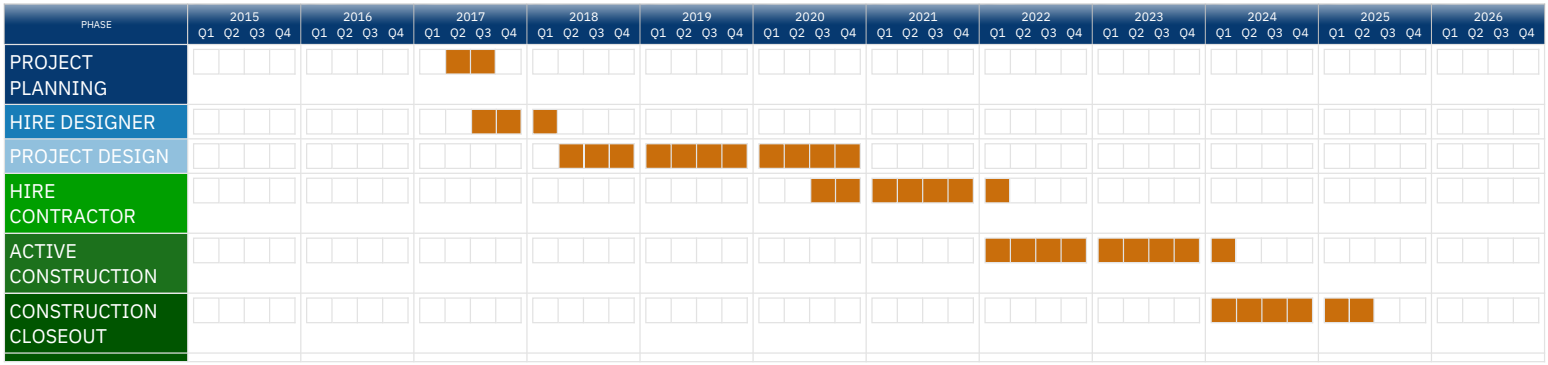

AECOM ATKINS

BROWARD County Public Schools

Park Springs Elementary School

Address 800 NW 66 TERRACE, CORAL SPRINGS 33067
Board District: 4
ADEFP Budget: $10,344,499

Location Num: 3171
Board Member: Lori Alhadeff
Total Facilities Budget (Sum of Projects): $9,771,200

PRIMARY RENOVATIONS P.002062 Park Springs ES - SMART Program Renovations

CURRENT PHASE

5B-Construction

RISK LEVEL

PROJECT UPDATE

Roofing scope completed. Entire Project final passed.
100% of rough FA work completed .
Underground FA conduits installation completed.
Fire Alarm Voice Evacuation System Replacement: Campus-wide ongoing.

PROJECT SCOPE

Re-roofing: Buildings 1, 2, 3, 4, 5, 6, 8, 9, & 10.
Exterior Door Hardware Replacement: Buildings 1, 2, 3, 4, 5, 6, & 8.
Fire Sprinklers: Building 2.
HVAC System Replacement: Buildings 1, 2, 3, 4, 5, & 6. Replace exterior cooling tower. New DDC control system.
Music Room and Art Lab Renovation: Building 2
New Foundation and Pad for Cooling Tower.
Fire Alarm Voice Evacuation System Replacement: Campus-wide.

BUDGET

	Current Budget	Actuals	Remaining Budget
Pre Construction	$449,000	$362,711	$86,289
Construction	$8,812,529	$8,463,996	$348,533
Contingency	$509,671	$0	$509,671
Project Total:	**$9,771,200**	**$8,826,707**	**$944,493**

FLAG:

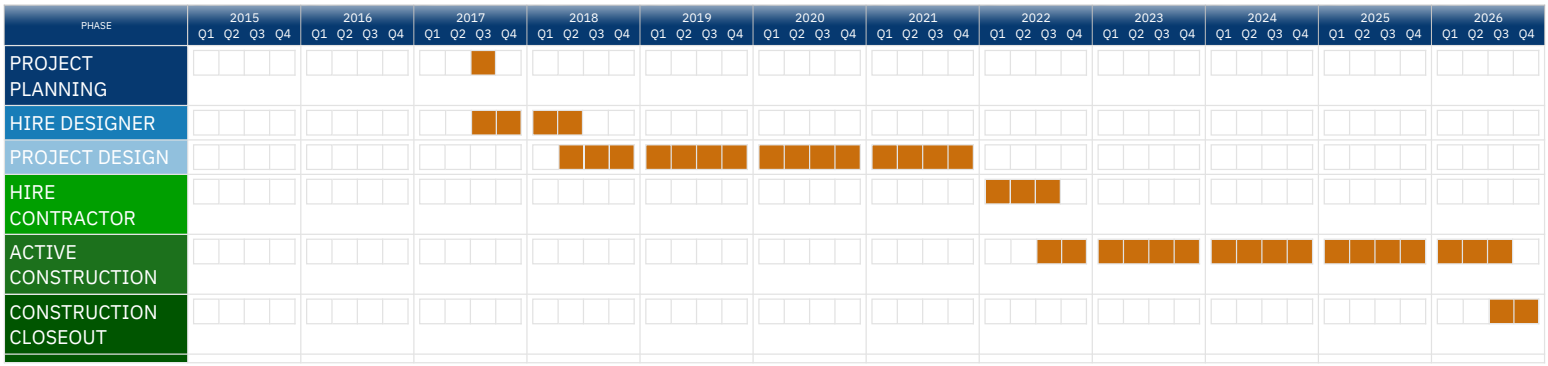

AECOM ATKINS

BROWARD County Public Schools

Park Trails Elementary School

Address 10700 TRAILS END, PARKLAND 33076
Board District: 4
ADEFP Budget: $5,297,600

Location Num: 3781
Board Member: Lori Alhadeff
Total Facilities Budget (Sum of Projects): $3,614,385

PRIMARY RENOVATIONS P.002116 Park Trails ES - SMART Program Renovations

CURRENT PHASE

5B-Construction

RISK LEVEL

PROJECT UPDATE

NO SCHEDULE OR LOOK AHEAD WAS ISSUED BY THE GC
The GC has completed the installation of the last 4 added devices and have scheduled their final inspections for next week.

PROJECT SCOPE

Re-roofing: Building 1
Fire Alarm Improvements: Campus-wide
HVAC Improvements; 3 New Mini Split AC Units for IT Rooms in Building 1
Conversion of Existing Space to Music and/or Art Lab(s)
Music Room & Art Room Renovations

BUDGET

	Current Budget	Actuals	Remaining Budget
Pre Construction	$235,583	$191,152	$44,431
Construction	$3,378,802	$3,311,205	$67,597
Project Total:	**$3,614,385**	**$3,502,357**	**$112,028**

FLAG:

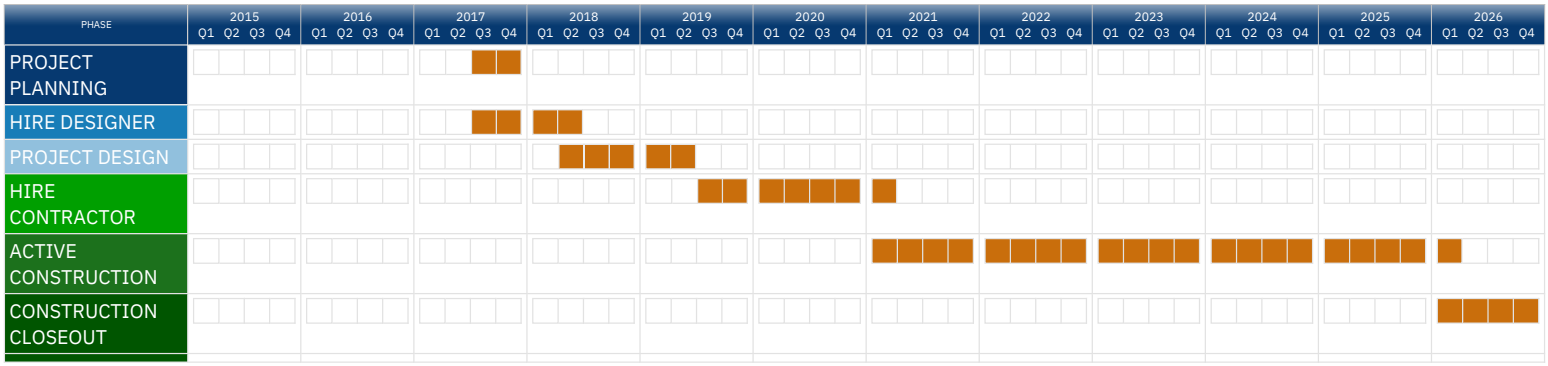

AECOM ATKINS

BROWARD County Public Schools

Parkway Middle School

Address 3600 NW 5 COURT, LAUDERHILL 33311
Board District: 5
ADEFP Budget: $47,520,688

Location Num: 0701
Board Member: Dr. Jeff Holness
Total Facilities Budget (Sum of Projects): $4,878,329

PRIMARY RENOVATIONS P.001807 Parkway MS - SMART Program Renovations

CURRENT PHASE

8-Financial Closeout

RISK LEVEL

No Risk

PROJECT UPDATE

This reporting period has not changed: The A/E submitted the warranty line-item and was paid. They were informed to review their line-items to know if they can bill for them. No other instances pending on this PO.

The OEF 110B was executed by the building department on 2/17/2023
The OEF 209 was executed by the building department on 2/29/2024

PROJECT SCOPE

Building Demolition - Building 7, 8, 9, 10, 13, 14, 15, 16, 17 and 19.
Temporary Roof - Building 18.
Building 22 - Exterior Window Replacement, Exterior Door Hardware, AHU 4, 5, 6, 7 (Rooms 972 and 913B)
Building 23 - Exterior Door Hardware, Roof Mounted Exhaust Fan.
Exterior Painting: Buildings 25 & 26
Building canopy demolition - building 27 and 28.

BUDGET

	Current Budget	Actuals	Remaining Budget
Pre Construction	$836,844	$829,578	$7,266
Construction	$3,768,130	$3,768,130	$0
Contingency	$273,355	$0	$273,355
Project Total:	**$4,878,329**	**$4,597,708**	**$280,621**

FLAG:

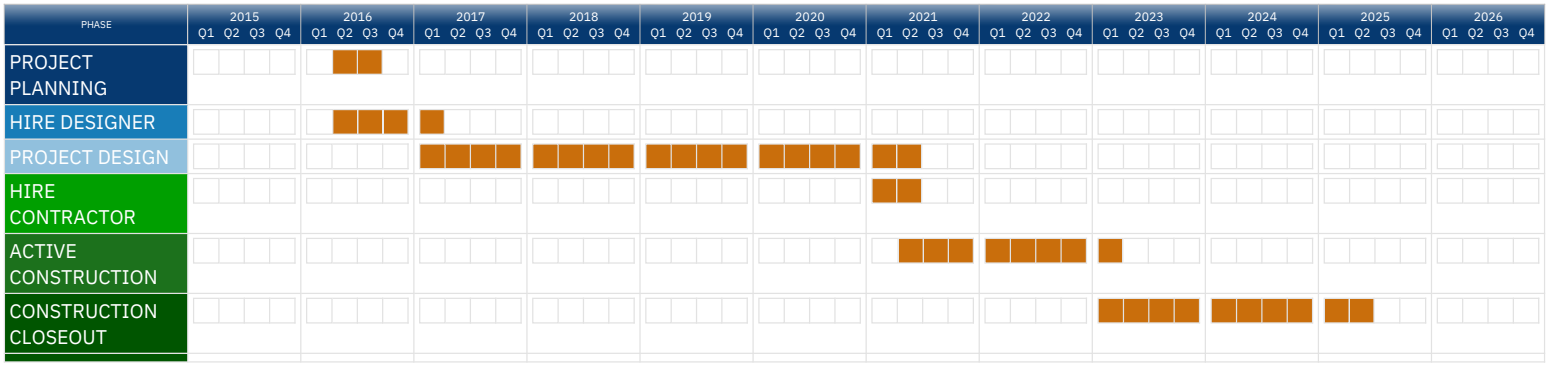

AECOM ATKINS

BROWARD County Public Schools

Pasadena Lakes Elementary School

Address 8801 PASADENA BOULEVARD, PEMBROKE PINES 33024
Board District: 1
ADEFP Budget: $8,683,505

Location Num: 2071
Board Member: Maura McCarthy Bulman
Total Facilities Budget (Sum of Projects): $8,484,238

PRIMARY RENOVATIONS P.001634 Pasadena Lakes ES - SMART Program Renovations

CURRENT PHASE

5B-Construction

RISK LEVEL

PROJECT UPDATE

The contractor had to return to fix the HVAC unit responsible for both the fire alarm system noise disruption campus-wide and kitchen service interruption.

PROJECT SCOPE

Building Envelope Improvements Windows, Ext Wall,
Design of Fire Sprinkler Protection System Building 1.
Re-Roofing of Buildings 1,3,4,5,6,& 85
Design of HVAC Improvements
Design of Media Center improvements
Water main connection in submittal process to the city.

BUDGET

	Current Budget	Actuals	Remaining Budget
Pre Construction	$603,070	$590,320	$12,750
Construction	$7,880,162	$7,630,363	$249,799
Contingency	$1,006	$0	$1,006
Project Total:	**$8,484,238**	**$8,220,683**	**$263,555**

FLAG: SCHEDULE, Reason: A/E Delay

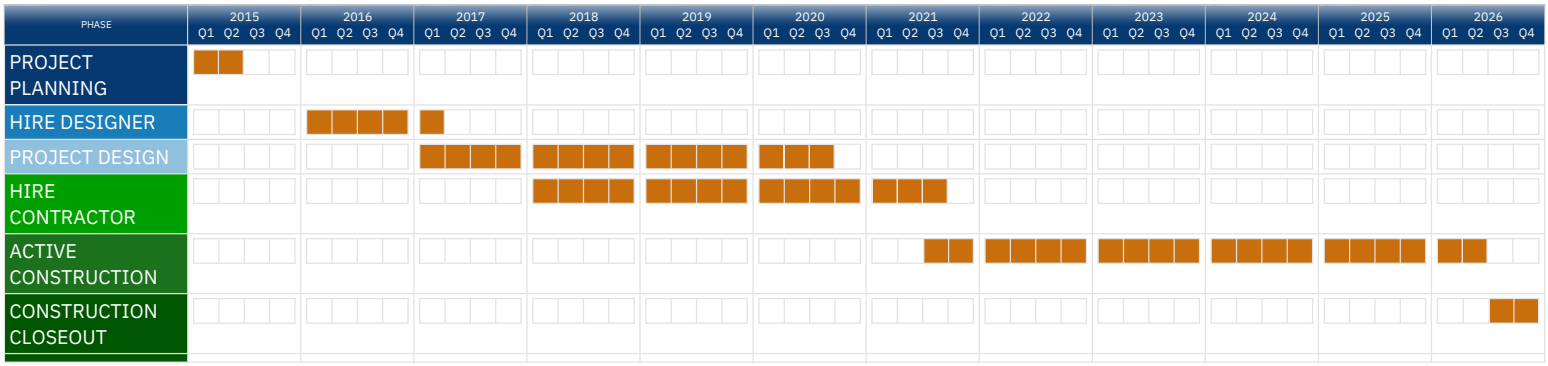

AECOM ATKINS

BROWARD County Public Schools

Pembroke Lakes Elementary School

Address 11251 TAFT STREET, PEMBROKE PINES 33026
Board District: 2
ADEFP Budget: $5,236,857

Location Num: 2661
Board Member: Rebecca Thompson
Total Facilities Budget (Sum of Projects): $2,656,900

PRIMARY RENOVATIONS P.001842 Pembroke Lakes ES - SMART Program Renovations

CURRENT PHASE

5B-Construction

RISK LEVEL

PROJECT UPDATE

1. GC/HVAC subcontractor working on shop drawing(s) for two rooftop gravity ventilator transition pieces. PM-OR had comments on 1st draft review, expects to receive revised 2nd round draft for review early next reporting period.
2. Due to continuing cold temperatures experienced by the school, the PM-OR, CC, BCPS Mechanical Engineering Manager, PPO HVAC Foreman, AECOM Commissioning Agent, GC, HVAC subcontractor & HVAC controls subcontractor inspected/reviewed all ten (10) AHU's on site and determined a number of issues that included some that needed immediate attention to gain proper control of the schools ambient temperature. These issues were documented as a deficiency list by the PM-OR and distributed to all stakeholders. The PM-OR team has continually monitored the GC and subcontractors as they work to correct identified deficiencies. Currently the school is operating under a comfortable ambient temperature, as the deficiencies continue to be corrected.

PROJECT SCOPE

Restroom Renovations: ADA Restrooms #151 (Female) & #152 (Male)
Aluminum Walkway Repairs
New Fire Alarm System
Mechanical Improvements: Buildings 1 (10 AHU, 10 Duct heaters, 2 Gravity vents, 2 CHW circulation pumps, 1 MAU, & 1 KEF), 2 (2 Gravity Ventilators)
Kitchen Work (Electrical, HVAC ductwork & Ceiling)

BUDGET

	Current Budget	Actuals	Remaining Budget
Pre Construction	$298,556	$284,598	$13,958
Construction	$2,280,805	$2,033,881	$246,924
Contingency	$77,539	$0	$77,539
Project Total:	**$2,656,900**	**$2,318,479**	**$338,421**

FLAG:

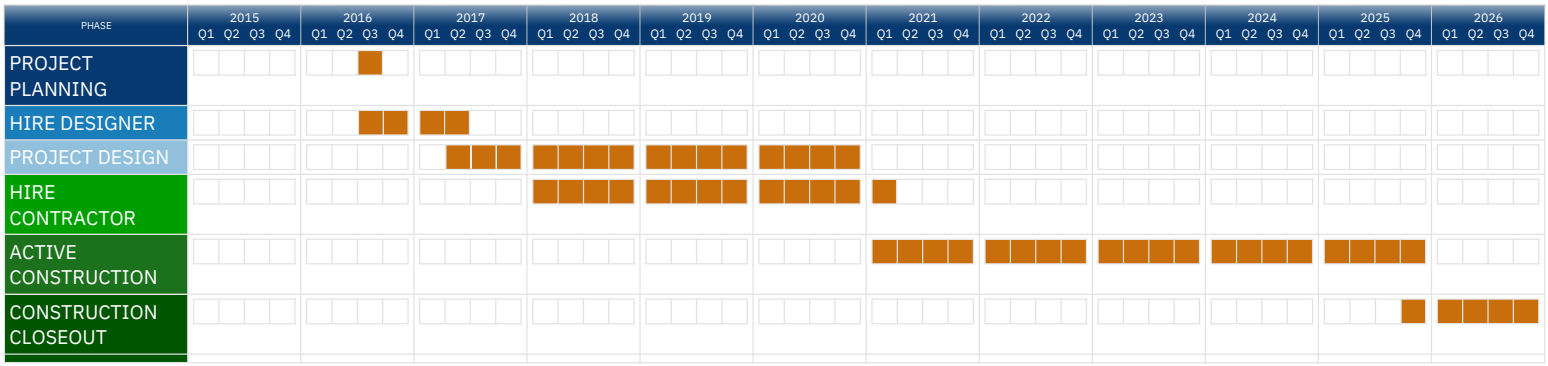

AECOM ATKINS

BROWARD County Public Schools

Pembroke Pines Elementary School

Address 6700 SW 9 STREET, PEMBROKE PINES 33023
Board District: 1
ADEFP Budget: $5,417,999

Location Num: 1221
Board Member: Maura McCarthy Bulman
Total Facilities Budget (Sum of Projects): $5,084,000

PRIMARY RENOVATIONS P.001864 Pembroke Pines ES - SMART Program Renovations

CURRENT PHASE

8-Financial Closeout

RISK LEVEL

No Risk

PROJECT UPDATE

This reporting period phase will not change. Pending for this PO to close is the A/E to submit their warranty CI. All other instances are completed.

GC submitted their final release of retainage in the DC court for their review. The A/E submitted their final CI and was paid. There's a balance for a vendor on this PO an email was sent to know how to address this since they were hired by the district to perform a task.

The A/E submitted their CI for the remaining warranty balance. The retainage was approved by the board and the GC submitted their final invoice. There are two open POs could not locate their POs assistance was requested in locating the POs for these vendors in e-Builder. Once all these instances have been finalized the PO will be closed.

OEF 209 was executed by the BD on 11.12.2024
OEF 110B was executed by the BD on 01/04/2024.

PROJECT SCOPE

Reroofing for Buildings 01, 02, & 05
HVAC: Replace RTU 04, 05, 06, 10, 13, 14, 17, & 18, AHU replace in rooms 157, 159, 168, 173, 174, & 180, Replace Pumps P1-1, P1-2,
Media Center Improvements: Furniture and Flooring Replacement

BUDGET

	Current Budget	Actuals	Remaining Budget
Pre Construction	$300,769	$295,769	$5,000
Construction	$4,766,867	$4,742,207	$24,660
Contingency	$16,364	$0	$16,364
Project Total:	**$5,084,000**	**$5,037,976**	**$46,024**

FLAG:

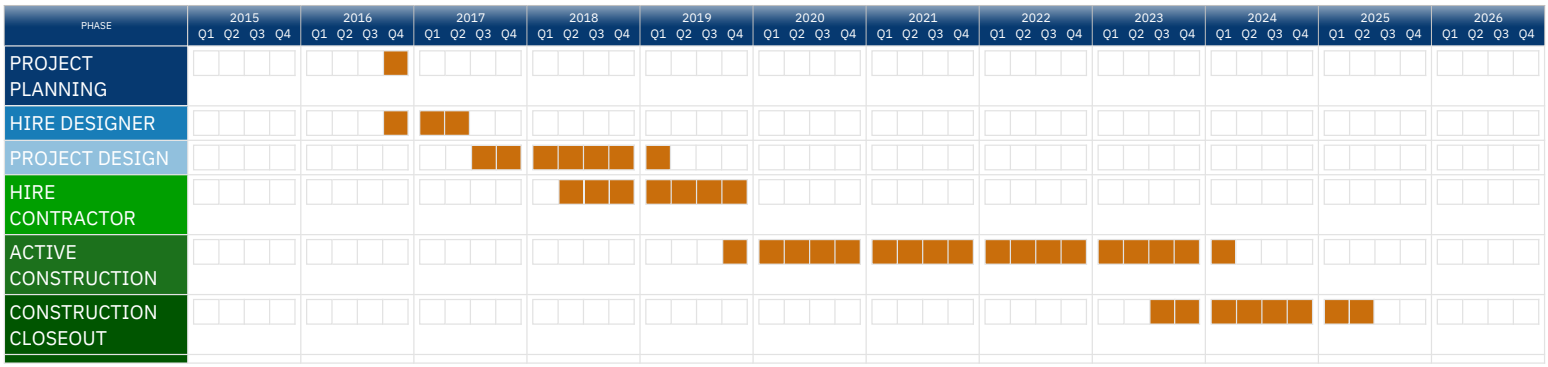

AECOM ATKINS

BROWARD County Public Schools

Peters Elementary School

Address 851 NW 68 AVENUE, PLANTATION 33317
Board District: 5
ADEFP Budget: $11,099,196

Location Num: 0931
Board Member: Dr. Jeff Holness
Total Facilities Budget (Sum of Projects): $10,693,200

PRIMARY RENOVATIONS P.002041 Peters ES - SMART Program Renovations

CURRENT PHASE

5B-Construction

RISK LEVEL

PROJECT UPDATE

The contractor continued installing fire alarm conduits between Buildings # 1, 2, 5, 6, 7, 8 and 9 ongoing
Bldg 2, and 6 Roofing Complete, pending inspections
F/A Trenching from Bldg 1-20, half way done, across bldg. 6, last section to Cafeteria to be completed.

PROJECT SCOPE

Re-roofing Buildings: 1, 2, 4, 5, 6, 7, 8, 9, 10, 11, 12, 13, & 14
Exterior Painting: Buildings 1, 2, 4, 5, 6, 7, 8, 9, 10, 11, & 12.
Site- Repair Aluminum Covered walkways
Fire Alarm System Replacement: Campus-wide.
Fire Sprinklers- No fire sprinkler work and provide double-acting doors for egress at buildings 12, 13, & 14. Also, relocate HVAC equipment at Building 10 for egress compliance.
Test & Balance: Buildings 1, 2, 4, 7, 8, 9, 10, 11, 12, 13, 14, & 20.
HVAC Component Replacement: Buildings 2 & 6.
Media Center Improvements: Building 10.
ADA Restroom Renovation: Building 10 (Rooms 108A & 110A.)

BUDGET

	Current Budget	Actuals	Remaining Budget
Pre Construction	$304,000	$275,192	$28,808
Construction	$10,054,933	$6,947,354	$3,107,579
Contingency	$334,267	$0	$334,267
Project Total:	**$10,693,200**	**$7,222,546**	**$3,470,654**

FLAG:

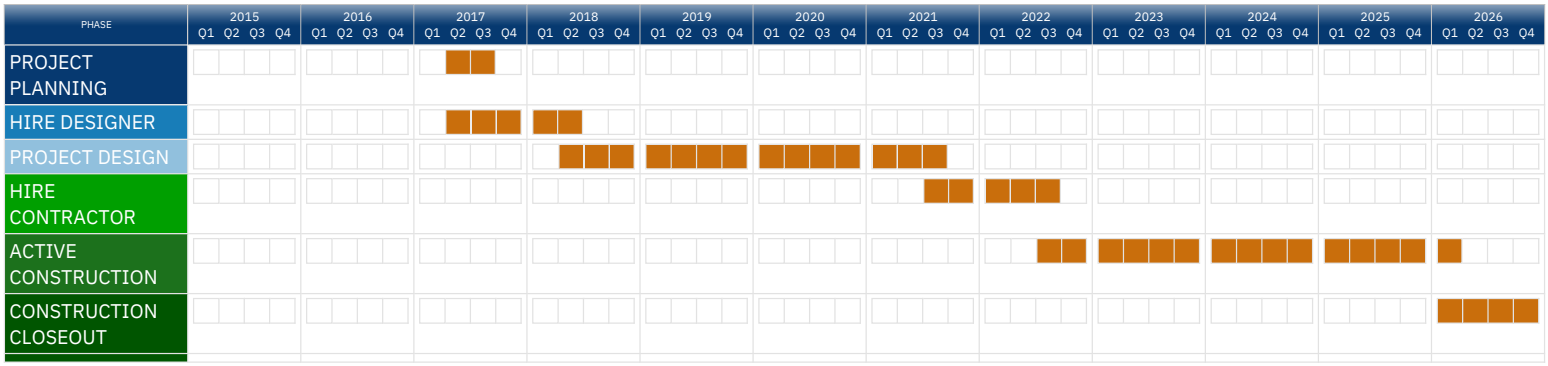

Pines Middle School

Address 200 NW DOUGLAS ROAD, PEMBROKE PINES 33024
Board District: 2
ADEFP Budget: $1,163,728

Location Num: 1881
Board Member: Rebecca Thompson
Total Facilities Budget (Sum of Projects): $701,730

PRIMARY RENOVATIONS P.002130 Pines MS - SMART Program Renovations

CURRENT PHASE

7-Final Completion

RISK LEVEL

No Risk

PROJECT UPDATE

This reporting period phase will change. The GC CI was approved. The A/E billed for the warranty a CLPO was created and approved.

The district requested several documents to support the GC CI. The documents have been uploaded and are in district review. The A/E submitted their invoice for the warranty balance.

The 110B was executed on 4/11/23.
Certificate of Final Inspection OEF 209 was executed on 09/24/2024 turned over to the board doc team pending the completion of CI-21.
.

PROJECT SCOPE

Installing a new roof on Building 6 including removing and reinstalling the existing mechanical equipment.
Test and balance the air handling systems in Buildings 5 & 11.

BUDGET

	Current Budget	Actuals	Remaining Budget
Pre Construction	$43,247	$42,367	$880
Construction	$592,037	$584,037	$8,000
Contingency	$66,446	$0	$66,446
Project Total:	**$701,730**	**$626,404**	**$75,326**

FLAG:

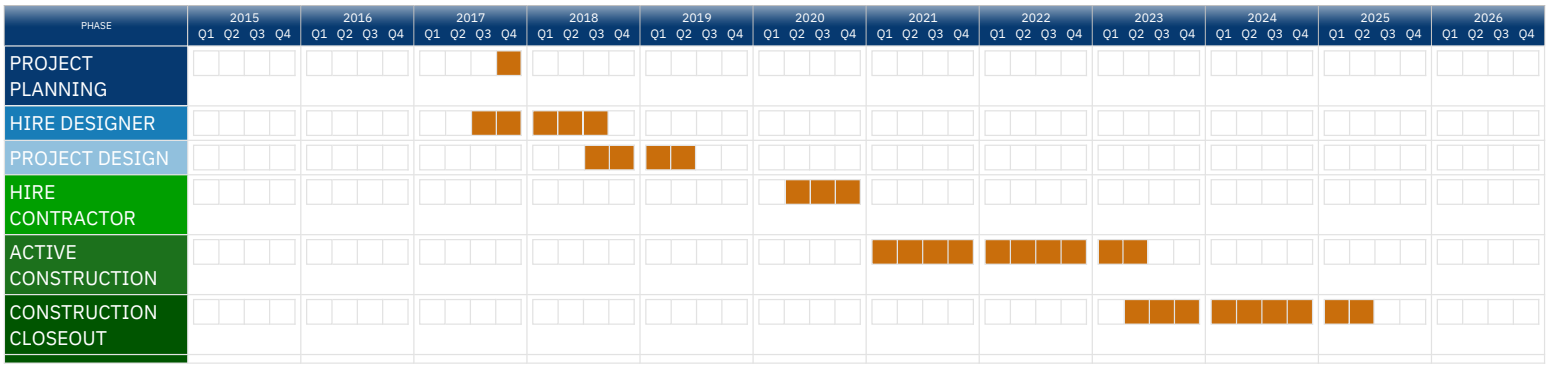

Piper High School

Address 8000 NW 44 STREET, SUNRISE 33351
Board District: 5
ADEFP Budget: $21,555,291

Location Num: 1901
Board Member: Dr. Jeff Holness
Total Facilities Budget (Sum of Projects): $19,901,010

PRIMARY RENOVATIONS P.001744 Piper HS - SMART Program Renovations

CURRENT PHASE

5B-Construction

RISK LEVEL

PROJECT UPDATE

Contractor currently working on:
-Replacement of entryway #2
-Mechanical Deficiencies correction - campus wide
-Punch list item resolution - campus wide

Air Handler HVAC Component Replacement: Building 1 - 99% complete
Aluminum Storefront Exterior Door Replacement: Building 1 - 35% complete
Aluminum Window Replacement: Buildings 1 & 2 - 60% complete
Building Lighting Replacement: Building 9 - 100% complete
Canopy Lighting Replacement: Building 1 - 100% complete
Chemistry Lab Fume Hoods Replacement: Building 1 - 95% complete
Controls with DDC Controls Replacement: Buildings 1, 5, 7 & 8 - 95% complete
Electrical: Unit Heater Replacement and Transformer in Building 1 - 95% complete
Emergency Exit Signage: Buildings: 1, 3, 4 & 5 - 100% complete
Emergency Lighting System: Buildings 3 & 4 - 100% complete
Exterior Condenser Replacement: Building 5 - 95% complete
Modifications to fire sprinkler system in building 1 - 95% complete
HVAC Terminal Device Replacement: Building 1- 95% complete
Large Diameter and Kitchen Exhaust Hood Replacement: Building 1 - 95% complete
Make-up Air Increase: Building 6 - 95% complete
Media Center Renovation: Building 1 - 95% complete
Mounted Building Lighting Replacement: Buildings 1, 2, 6, 10, 15 & 85 - 95% complete
New Kitchen Fire Suppression Hood Installation: Building 1 - 95% complete
HVAC Package Unit Replacement: Building 1 & 6 - 95% complete
Panelboard Replacement: Buildings 4 & 18 - 99% complete
PE Weight Room Equipment and Flooring: Building 1 - 100% complete
Pole Lighting Replacement: Building 19 - 99% complete
Reroofing: Buildings 1, 2, 4, 5, 6, 8, 11 & 85 - 100% complete
Restrooms associated with Educational Adequacy Renovations: Building 1 - 99% complete
STEM Lab Renovation: Building 1 - 80% complete
Switchgear Replacement: Building 19 - 100% complete
Test and Balancing: Buildings 1, 5, 6 & 85 - 50% complete
Window AC Unit Component Replacement: Building 2 - 99% complete

PROJECT SCOPE

Air Handler HVAC Component Replacement: Building 1
Aluminum Storefront Exterior Door Replacement: Building 1
Aluminum Window Replacement: Buildings 1 & 2
Building Lighting Replacement: Building 9
Canopy Lighting Replacement: Building 1
Chemistry Lab Fume Hoods Replacement: Building 1
Controls with DDC Controls Replacement: Buildings 1, 5, 7 & 8
Electrical: Unit Heater Replacement and Transformer in Building 1
Emergency Exit Signage: Buildings: 1, 3, 4 & 5
Emergency Lighting System: Buildings 3 & 4
Exterior Condenser Replacement: Building 5
Modifications to fire sprinkler system in building 1
HVAC Terminal Device Replacement: Building 1
Large Diameter and Kitchen Exhaust Hood Replacement: Building 1
Make-up Air Increase: Building 6
Media Center Renovation: Building 1
Mounted Building Lighting Replacement: Buildings 1, 2, 6, 10, 15 & 85
New Kitchen Fire Suppression Hood Installation: Building 1
HVAC Package Unit Replacement: Building 1 & 6
Panelboard Replacement: Buildings 4 & 18
PE Weight Room Equipment and Flooring: Building 1
Pole Lighting Replacement: Building 19
Reroofing: Buildings 1, 2, 4, 5, 6, 8, 11 & 85
Restrooms associated with Educational Adequacy Renovations: Building 1
STEM Lab Renovation: Building 1
Switchgear Replacement: Building 19
Test and Balancing: Buildings 1, 5, 6 & 85
Window AC Unit Component Replacement: Building 2

BUDGET

	Current Budget	Actuals	Remaining Budget
Pre Construction	$1,685,435	$1,631,964	$53,471
Construction	$18,206,385	$17,808,902	$397,483

Piper High School

Address 8000 NW 44 STREET, SUNRISE 33351
Board District: 5

ADEFP Budget: $21,555,291

Location Num: 1901
Board Member: Dr. Jeff Holness
Total Facilities Budget (Sum of Projects): $19,901,010

	Current Budget	Actuals	Remaining Budget
Contingency	$9,190	$0	$9,190
Project Total:	**$19,901,010**	**$19,440,866**	**$460,144**

FLAG: BUDGET, Reason: Budget Adjustment SCHEDULE, Reason: Contractor Delay

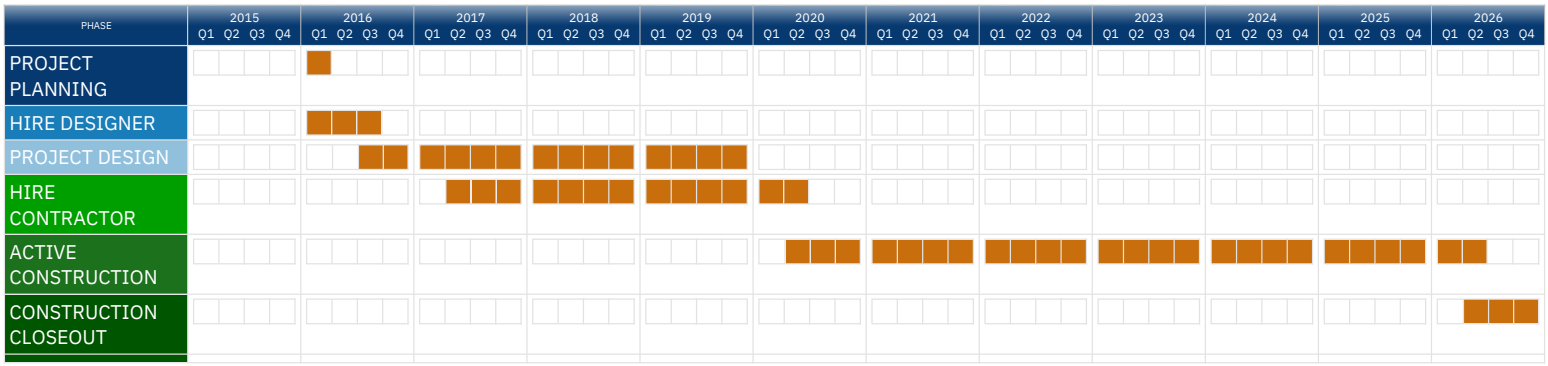

Plantation High School

Address 6901 NW 16 STREET, PLANTATION 33313
Board District: 5
ADEFP Budget: $16,783,670

Location Num: 1451
Board Member: Dr. Jeff Holness
Total Facilities Budget (Sum of Projects): $27,734,280

PRIMARY RENOVATIONS P.001916 Plantation HS - SMART Program Renovations

CURRENT PHASE

5B-Construction

RISK LEVEL

No Risk

PROJECT UPDATE

Roofing Phases approx 88% complete. Metal Coping in progress
BLD 1: Culinary Scope in progress / Rough Overhead Electrical & Plumbing in progress/ Ducting Insulation completed.
BLD 1: Art lab / Media Center Scope in progress / Interior window installs 80% in progress / interior door frame in progress / Prep and prime on interior walls in progress
BLD 1: Rough overhead fire sprinkler main & branch lines installs in progress, - ongoing
BLD 1: Pre Test and Balance in progress
BLD 1: AHU 21 & 22 Replacement 80% MEP scope in progress with related Inspections to follow
BLD 1: Main Fire Panel had multiple faults that were corrected by GC & E-Subs with PPO & Fire Service Tech under CCD & GFMWO
BLD 6: Chiller yard and new mechanical room in progress
*Spring Break consisted of good progress, despite GC Site Superintendent non-compliance on Safety & Housekeeping especially in BLD 1 Culinary as noted in Safety section below.

PROJECT SCOPE

Re-roofing: Buildings 4, 5, 6, 7, 8, 9, 11 and part of Building 1
Roof Cabling: Buildings 1, 3 & 7.
Window Replacement: Buildings 1 & 4
Safety/Security Upgrade
Fire Sprinklers Improvements: Buildings 1 & 4
Demolish Building 2- Refer to Art Room relocation to Building 1.
STEM Lab Improvements with Tech Lab wall hood at Building 3; Culinary Lab upgrade at Building 1; Art Room relocation to Building 1.
Media Center Improvements at Building 1 with ADA group restrooms renovation.
HVAC Improvements - Component Replacement: Buildings 1, 3, 4, 5, 6, & 8. and Test & Balance: Buildings 3, 4, 7, 11 & 12.

BUDGET

	Current Budget	Actuals	Remaining Budget
Pre Construction	$1,276,580	$1,102,691	$173,889
Construction	$25,630,036	$15,156,160	$10,473,876
Contingency	$827,664	$0	$827,664
Project Total:	**$27,734,280**	**$16,258,851**	**$11,475,429**

FLAG:

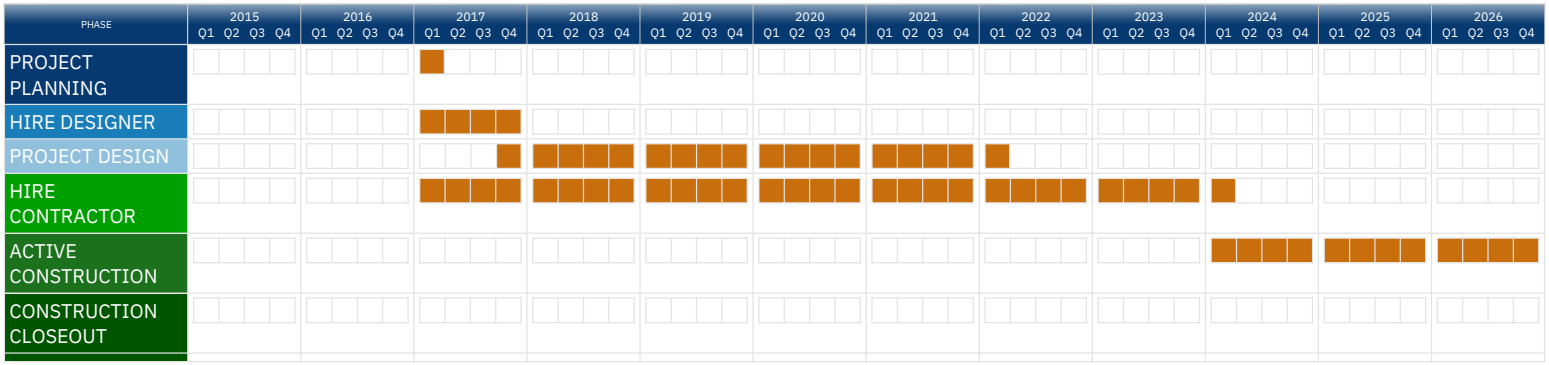

Plantation Middle School

Address 6600 W SUNRISE BOULEVARD, PLANTATION 33313
Board District: 5
ADEFP Budget: $7,115,300

Location Num: 0551
Board Member: Dr. Jeff Holness
Total Facilities Budget (Sum of Projects): $8,817,660

PRIMARY RENOVATIONS P.001729 Plantation MS - SMART Program Renovations

CURRENT PHASE

8-Financial Closeout

RISK LEVEL

PROJECT UPDATE

This project currently has no updates regarding its completion. It remains with District Counsel, and no additional information has been requested. The board has approved the termination of the construction agreement with the GC.

No changers this reporting period: The GC was terminated in 2023, no further work was performed under this Contract and this project currently resides with district legal counsel.

No changes have occurred during this reporting period. The PMOR requested an update on the lawsuit, which he mentioned has not been provided yet.

Prior reporting: Despite attempts at negotiation and mediation, the claims remained unresolved, leading to the decision for the Contractor to escalate to a lawsuit. This is with the District General Council.

The Contractor was terminated by the District for convenience. The Contractor submitted a termination claim to the District that the Contractor and the District could not come to an agreement on. The Contractor subsequently filed a lawsuit against the District.

PROJECT SCOPE

Aluminum Covered Walkway Repairs: site wide
Civil-related work for new Fire Sprinkler: Buildings 1, 2 & 3
Re-roofing: Buildings 1, 2, 3, & 4 (1729-RC1)
Media Center Renovations
Restroom Renovations: Building 1 (101&104)
MEPF Repairs (Fire sprinklers), Mechanical HVAC Repairs T&B. Electrical panel boards, transformers, lighting: Buildings 1, 2, & 3
Mechanical Test & Balance: Building 5

BUDGET

	Current Budget	Actuals	Remaining Budget
Pre Construction	$515,399	$486,167	$29,232
Construction	$1,444,974	$1,222,375	$222,599
Contingency	$50,772	$0	$50,772
Project Total:	**$2,011,145**	**$1,708,542**	**$302,603**

FLAG:

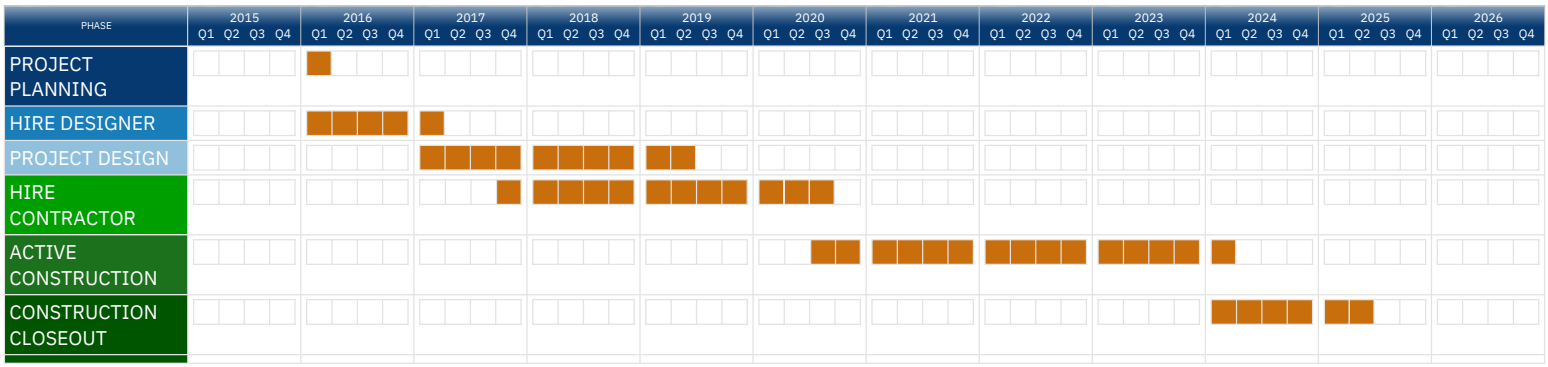

Plantation Middle School

Address 6600 W SUNRISE BOULEVARD, PLANTATION 33313
Board District: 5
ADEFP Budget: $7,115,300

Location Num: 0551
Board Member: Dr. Jeff Holness
Total Facilities Budget (Sum of Projects): $8,817,660

PRIMARY RENOVATIONS P.001729-ADA Plantation MS - Smart Re-Roofing

CURRENT PHASE

5A-Construction

RISK LEVEL

PROJECT UPDATE

This project received LOR, and an 800B was sent out to contract a CSMP to complete the work.

PROJECT SCOPE

Update Restroom 101 and 104 to present-day ADA Standards

BUDGET

	Current Budget	Actuals	Remaining Budget
Pre Construction	$9,810	$0	$9,810
Construction	$375,000	$0	$375,000
Contingency	$23,422	$0	$23,422
Project Total:	**$408,232**	**$0**	**$408,232**

FLAG:



PRIMARY RENOVATIONS P.001729-ELE Plantation MS - Electrical

CURRENT PHASE

5B-Construction

RISK LEVEL

PROJECT UPDATE

Preconstruction meeting held. Contractor waiting for long lead material.
Contractor scheduled to mobilize on 6/5/25.

PROJECT SCOPE

Electrical upgrades Floodlights, Electrical Transformers, Electrical, and Panelboard require Arc Labeling & replacement.

BUDGET

	Current Budget	Actuals	Remaining Budget
Pre Construction	$125,155	$78,593	$46,562
Construction	$809,646	$0	$809,646
Contingency	$43,482	$0	$43,482
Project Total:	**$978,283**	**$78,593**	**$899,690**

FLAG:

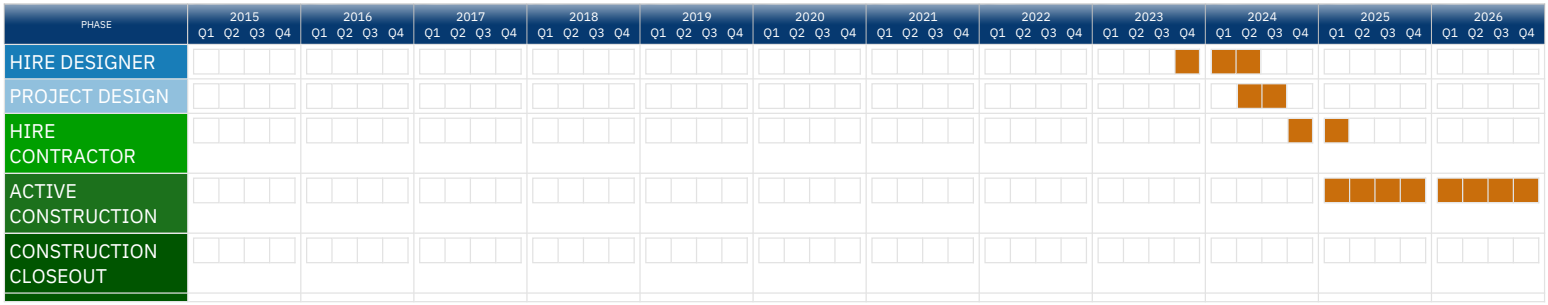

Plantation Middle School

Address 6600 W SUNRISE BOULEVARD, PLANTATION 33313
Board District: 5
ADEFP Budget: $7,115,300

Location Num: 0551
Board Member: Dr. Jeff Holness
Total Facilities Budget (Sum of Projects): $8,817,660

PRIMARY RENOVATIONS P.001729-FSP Plantation MS - Fire Sprinkler

CURRENT PHASE

5B-Construction

RISK LEVEL

PROJECT UPDATE

Contractor has installed piping, branches, and heads in building 2.
They are installing piping, and branches in building 1 currently.
Update 4/2/25: Contractor continuing with piping/branches installation in building 1.

PROJECT SCOPE

Install Fire Sprinklers in Building 1 and 2, furnish/install new fire line, add fire system standpipe @ building 1.

BUDGET

	Current Budget	Actuals	Remaining Budget
Construction	$1,344,600	$386,700	$957,900
Contingency	$61,900	$0	$61,900
Project Total:	**$1,406,500**	**$386,700**	**$1,019,800**

FLAG:



PRIMARY RENOVATIONS P.001729-RC1 Plantation MS - Smart Re-Roofing

CURRENT PHASE

5B-Construction

RISK LEVEL

PROJECT UPDATE

Current construction status:
Bldgs. 1 - Cap Sheet and Flashing completed.
Bldg. 3 & 2 - Cap Sheet and Flashing completed.
Bldg. 4 - Completed.

PROJECT SCOPE

This Roof Carve-out project consists of the removal and replacement of the existing roof on the buildings # 1-2-3-4, and the related roof top mechanical equipment.

GC Engineer: Omar Khan, PE # 75524

BUDGET

	Current Budget	Actuals	Remaining Budget
Construction	$3,954,917	$700,075	$3,254,842
Contingency	$58,583	$0	$58,583
Project Total:	**$4,013,500**	**$700,075**	**$3,313,425**

FLAG:



Plantation Park Elementary School

Address 875 SW 54 AVENUE, PLANTATION 33317
Board District: 6
ADEFP Budget: $2,342,000

Location Num: 1251
Board Member: Brenda Fam, Esq
Total Facilities Budget (Sum of Projects): $3,234,546

PRIMARY RENOVATIONS P.002136 Plantation Park ES - SMART Program Renovations

CURRENT PHASE

5B-Construction

RISK LEVEL

PROJECT UPDATE

GC to address the issue brought up by the plumbing inspector.
Commissioning agent to reinspect the face and bypass damper.

PROJECT SCOPE

Re-roof Buildings 1, 2, 5, 75
Media Center renovations
Selective window replacement
Replace 4 AHU's Building #5
Test & Balance Buildings 1 & 5

BUDGET

	Current Budget	Actuals	Remaining Budget
Pre Construction	$198,836	$145,093	$53,743
Construction	$2,975,946	$2,783,563	$192,383
Contingency	$59,764	$0	$59,764
Project Total:	**$3,234,546**	**$2,928,656**	**$305,890**

FLAG: SCHEDULE, Reason: Contractor Delay, Owner Delay

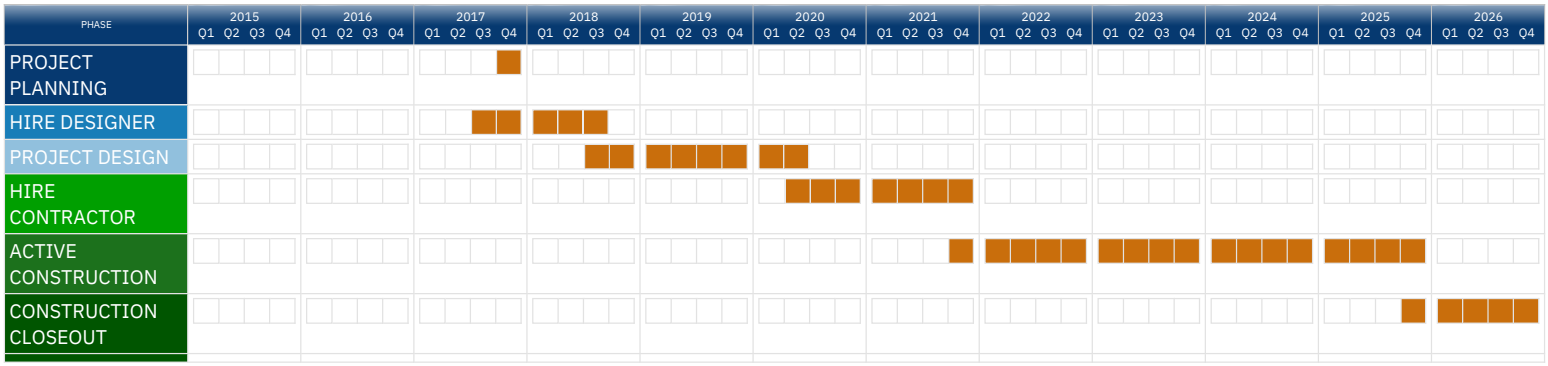

AECOM ATKINS

BROWARD County Public Schools

Pompano Beach High School

Address 600 NE 13 AVENUE, POMPANO BEACH 33060
Board District: 7
ADEFP Budget: $3,951,000

Location Num: 0185
Board Member: Nora Rupert
Total Facilities Budget (Sum of Projects): $3,244,960

PRIMARY RENOVATIONS P.002091 Pompano Beach HS - SMART Program Renovations

CURRENT PHASE

5B-Construction

RISK LEVEL

PROJECT UPDATE

1. Engineer drawing for damaged beam replacement in progress.
2. Engineer Shoring plan in progress.
3. Life-safety plan requested for gymnasium in progress.
4. Additional fill placed at building 19 RFI submitted.
5. Site cleaning in progress.

PROJECT SCOPE

Demolition of Buildings 6,7,13 and 14
Music and Art Rooms Renovation (Scope
New Storage Building (650sqft): Building 19.
Test & Balance: Buildings 2, 3 and 10
Gasoline Storage Relocation: From Building 10 to 17
Exterior Painting: Building 10.
Exterior Door and Hardware Replacement.
New Fire Sprinkler System: Building 4
Re-roofing: Building 5

BUDGET

	Current Budget	Actuals	Remaining Budget
Pre Construction	$289,000	$224,717	$64,283
Construction	$2,885,342	$1,928,536	$956,806
Contingency	$70,618	$0	$70,618
Project Total:	**$3,244,960**	**$2,153,253**	**$1,091,707**

FLAG:

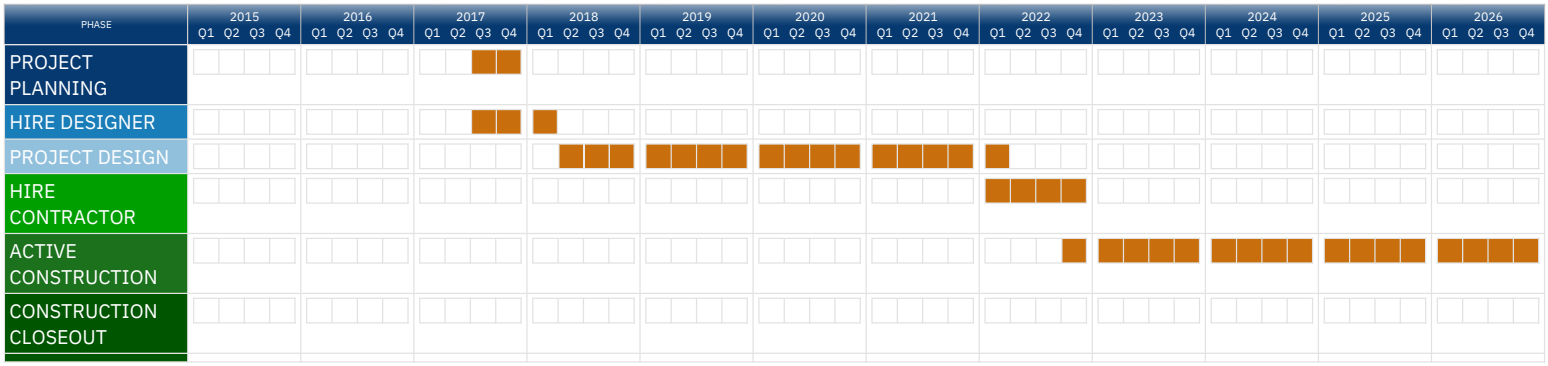

AECOM ATKINS

BROWARD County Public Schools

Pompano Beach Middle School

Address 310 NE 6 STREET, POMPANO BEACH 33060
Board District: 7
ADEFP Budget: $13,364,155

Location Num: 0021
Board Member: Nora Rupert
Total Facilities Budget (Sum of Projects): $13,676,976

PRIMARY RENOVATIONS P.001721 Pompano Beach MS - SMART Program Renovations

CURRENT PHASE

5B-Construction

RISK LEVEL

No Risk

PROJECT UPDATE

Descoping of Building 7 roofing and Building 1 Fire Protection was approved in CORP and is going to the Board.
Architect is working on an ASI for an electrical panel replacement in Building 1.
Punchlist is in progress
Contractor is working thru Final Inspections.

PROJECT SCOPE

Fire Sprinkler upgrade, Full fire Alarm replacement, Re-Roofing in Buildings 1,2,3,4,5,6,7,10, and all covered walkways. ADA restroom upgrades for Building 1, Media center upgrade, and a full renovation of Building 5.

BUDGET

	Current Budget	Actuals	Remaining Budget
Pre Construction	$1,029,620	$1,019,277	$10,343
Construction	$11,784,323	$11,634,816	$149,507
Contingency	$133,033	$0	$133,033
Project Total:	**$12,946,976**	**$12,654,093**	**$292,883**

FLAG: SCHEDULE, Reason: Unforeseen

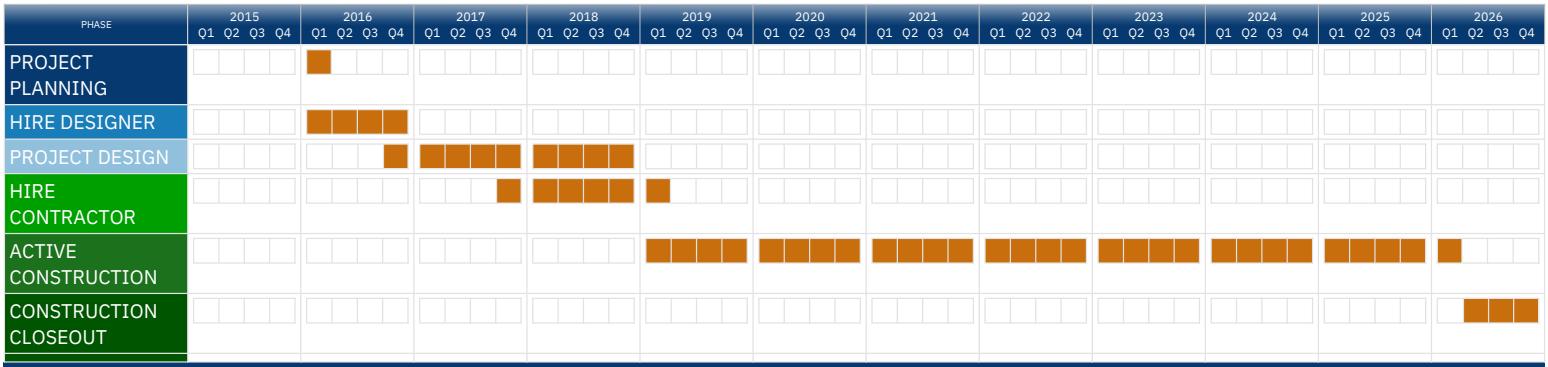

PRIMARY RENOVATIONS P.001721-FSP Pompano Beach MS - Fire Sprinklers

CURRENT PHASE

5A-Construction

RISK LEVEL

PROJECT UPDATE

This is a new carve-out project, the Project Manager is researching the required Buildings to have Fire Sprinklers. MAPPS has Identified Fire Sprinklers for Buildings 1, 3, and 4. The A/E that started the project identified Fire Sprinklers for Buildings 1, 2, 3, 4, and 5 (the Fire Chief is reviewing the school to determine which Buildings require Fire Sprinklers).

PROJECT SCOPE

This a carve-out project: MAPPS has Identified Fire Sprinklers for Buildings 1,3 and 4. The A/E that started the project identified Fire Sprinklers for Buildings 1,2,3,4,and 5 (the Fire Chief is reviewing the school to determine which Buildings require Fire Sprinklers).

BUDGET

	Current Budget	Actuals	Remaining Budget
Construction	$700,000	$0	$700,000
Contingency	$30,000	$0	$30,000
Project Total:	**$730,000**	**$0**	**$730,000**

FLAG:

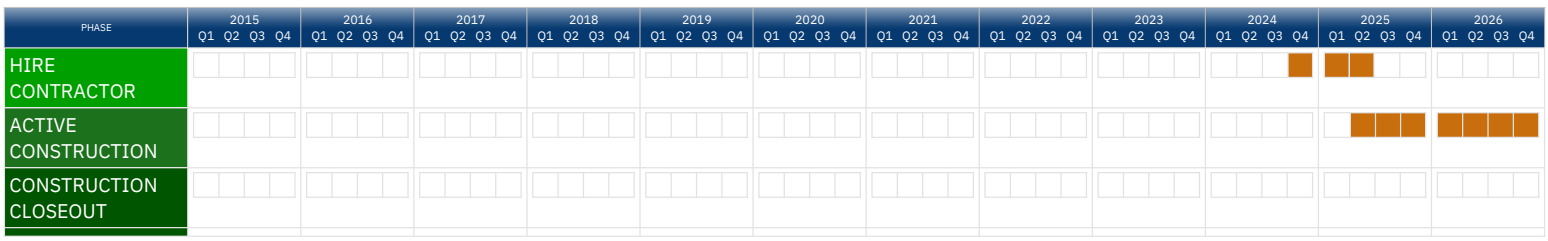

Quiet Waters Elementary School

Address	4150 W HILLSBORO BOULEVARD, DEERFIELD BEACH 33442	Location Num:	3121
Board District:	7	Board Member:	Nora Rupert
ADEFP Budget:	$6,821,796	Total Facilities Budget (Sum of Projects):	$6,197,000

PRIMARY RENOVATIONS P.001754 Quiet Waters ES - SMART GOB Renovations

CURRENT PHASE

5B-Construction

RISK LEVEL

PROJECT UPDATE

The ASI to replace the roof at building #4 was Approved by the building department, The surety and Farcon submitted on 3/26/2025. Pending AE review
The surety rep (Farcon) has not been able to provide a GC to substitute the terminated contractor.
The Legal department is in communication with the surety to hire a new contractor. A meeting was held on 3/26/25 between AECOM and the legal department to review the completion agreement with the surety and to be presented to the next available board meeting for approval.

PROJECT SCOPE

Doors and Hardware: Buildings 2, 4, 5, 6
Electrical System Renovation: Buildings 2
HVAC System Replacement: Buildings 2, 3, 4, 5, 6, 8 & 9
Interior Finishes & Improvements: Buildings 2, 4, 5, 6
Interior Millwork/Finishes: Building 2
Media Center Improvements
Re-Roofing, Buildings 1, 2, 3, 4. 5. 6, 8, 9, 10 & 11

BUDGET

	Current Budget	Actuals	Remaining Budget
Pre Construction	$568,246	$477,922	$90,324
Construction	$5,539,207	$4,660,611	$878,596
Contingency	$89,547	$0	$89,547
Project Total:	**$6,197,000**	**$5,138,533**	**$1,058,467**

FLAG:

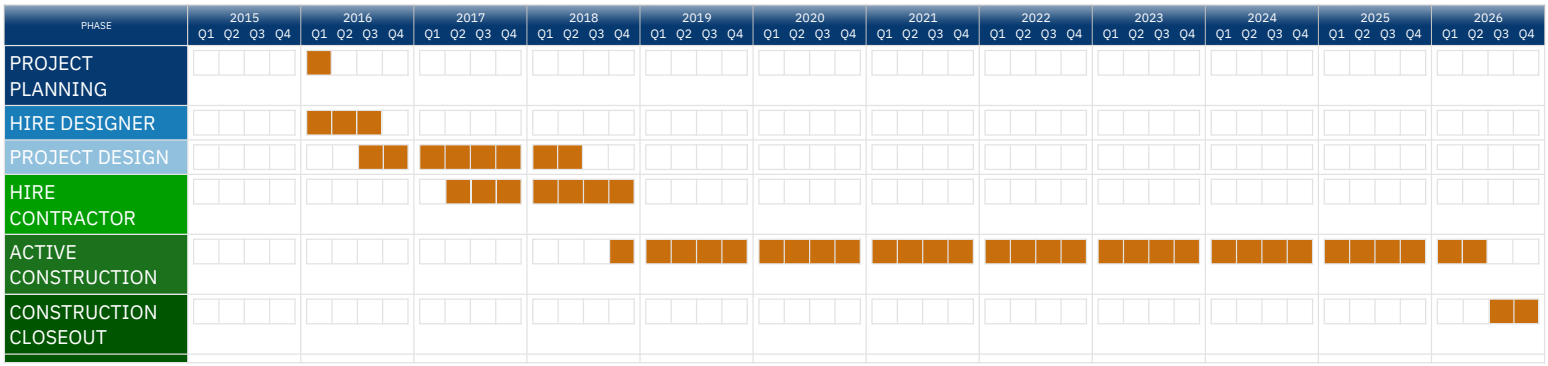

AECOM ATKINS

BROWARD County Public Schools

Ramblewood Elementary School

Address 8950 SHADOW WOOD BOULEVARD, CORAL SPRINGS 33071
Board District: 4
ADEFP Budget: $4,848,649
Location Num: 2721
Board Member: Lori Alhadeff
Total Facilities Budget (Sum of Projects): $4,740,131

PRIMARY RENOVATIONS P.001725 Ramblewood ES - SMART Program Renovations

CURRENT PHASE

7-Final Completion

RISK LEVEL

No Risk

PROJECT UPDATE

This reporting period will remain unchanged. The general contractor has been in contact with the CL team to understand how to provide the closeout documents. All missing documents and warranties have been provided. The architect submitted a DCO, which is currently under review by the entitlement person. The CL team has requested district counsel's approval for the GC to close these RFIs. However, district counsel has requested that none of the open processes be closed at this time.

The GC was terminated and surety is completing the remaining work. The GC contacted CL team and is in the process of submitting the closeout documents.

The OEF 209 was executed by the BD. This document has been submitted to the board doc team pending PCO-24 for DCO CA services which is in negotiation. The GC is in the process of preparing the closeout documents for A/E review.

The OEF 110B was approved by the BD on 12/18/2024.
The OEF 209 was approved by the BD on 1/24/2025

PROJECT SCOPE

Doors and Hardware: Buildings 1, 2, & 80
Electrical System Renovation: Buildings 1, 2, & 80
Exterior Windows: Buildings 1 & 2
Fire Sprinkler: Buildings 1,
HVAC System Replacement: Buildings 1, 2, 3, 80, & 85
Interior Finishes & Improvements: Building 1, 2, & 80
Media Center Improvements:
Re-roofing: Building 85
Roof Repairs: Building 3
Stucco Repairs: Building 3

BUDGET

	Current Budget	Actuals	Remaining Budget
Pre Construction	$411,616	$393,871	$17,745
Construction	$4,310,720	$4,294,983	$15,737
Contingency	$17,795	$0	$17,795
Project Total:	**$4,740,131**	**$4,688,854**	**$51,277**

FLAG:

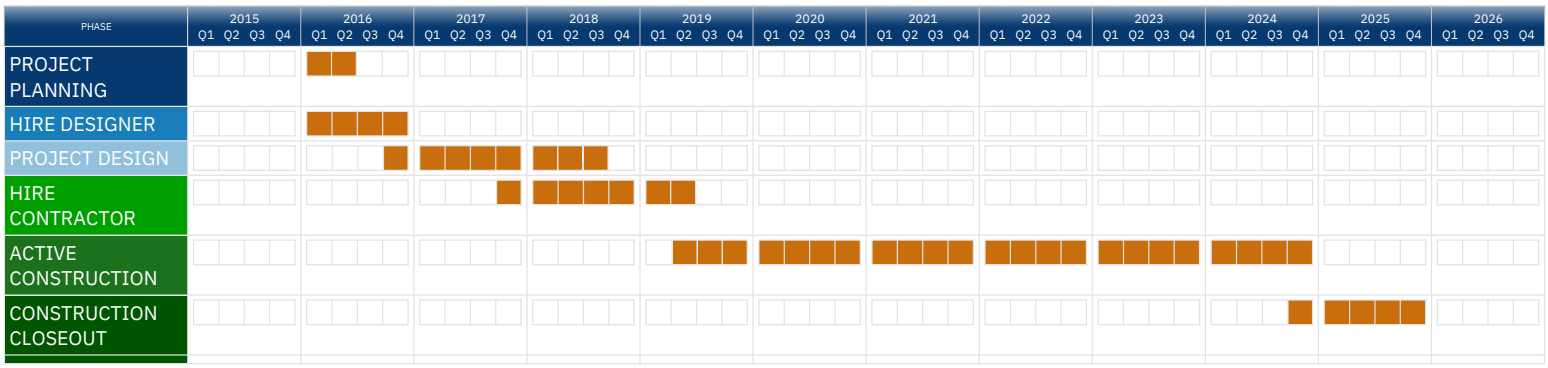

AECOM ATKINS

BROWARD County Public Schools

Ramblewood Middle School

Address 8505 W ATLANTIC BOULEVARD, CORAL SPRINGS 33071
Board District: 4
ADEFP Budget: $5,026,860

Location Num: 2711
Board Member: Lori Alhadeff
Total Facilities Budget (Sum of Projects): $6,878,241

PRIMARY RENOVATIONS P.001867 Ramblewood MS - SMART Program Renovation

CURRENT PHASE

5B-Construction

RISK LEVEL

PROJECT UPDATE

Pending replacement of the Electrical Room FISH 123 eta 2 weeks
GC submitted Document 01770a Request for Substantial Completion was requested.
AE is providing Document 01170b, Document 01170c, and 01770d.
GC to recall the failed inspections and call the Final inspections for the project.
The PCP process has been initiated in e-Builder. The contractor is addressing the failed inspections and working to complete the final inspections.
The contractor is required to address and complete the deficiency list provided by the A/E.

PROJECT SCOPE

ADA Restroom, Renovations: Building 1 Rooms 117/118 and 106/107.
Electrical Panel, Switch Gear and Transformer Replacement: Building 1
Emergency Generator Replacement: Building 1
Existing Fire Alarm Recertification: Campus-wide
Exterior Lighting Replacement
Media Center Renovation: Building 1
Reroofing: Building 1
Test & Balance: Building 1

BUDGET

	Current Budget	Actuals	Remaining Budget
Pre Construction	$370,000	$311,605	$58,395
Construction	$6,131,037	$5,935,226	$195,811
Contingency	$377,204	$0	$377,204
Project Total:	**$6,878,241**	**$6,246,831**	**$631,410**

FLAG:

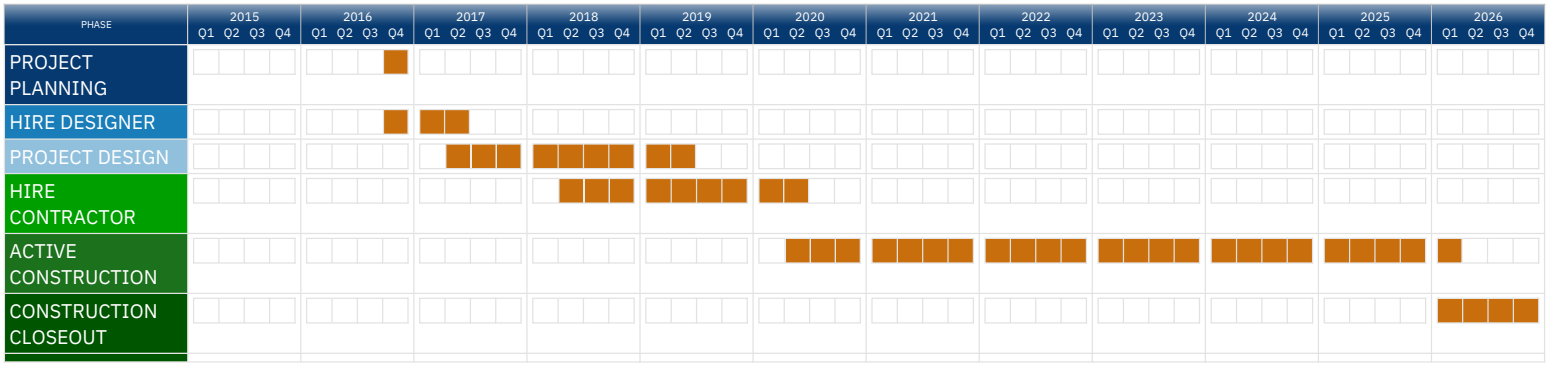

AECOM ATKINS

BROWARD County Public Schools

Riverglades Elementary School

Address 7400 PARKSIDE DRIVE, PARKLAND 33067
Board District: 4
ADEFP Budget: $11,430,601

Location Num: 2891
Board Member: Lori Alhadeff
Total Facilities Budget (Sum of Projects): $3,118,177

PRIMARY RENOVATIONS P.001866 Riverglades ES - SMART Program Renovation

CURRENT PHASE

5B-Construction

RISK LEVEL

PROJECT UPDATE

- The GC's new electrical subcontractor working in Buildings 1 & 4 correcting previous electrical subcontractors FA work, installing new FA conduit/pulling wire, calling rough and spacing inspections and passing.
- The GC's new electrical subcontractor installed new Fire Alarm Control Panel in Building 1 main office area during Spring Break.
- The PM-OR prepared a draft response letter, to the surety's response to the PM-OR's original 'Demand on the Bond' letter issued on February 4, 2025. Currently under legal review prior to issuance.

PROJECT SCOPE

Fire Sprinklers: Building 1
Fire Alarm
HVAC Improvements
Re-roofing: Buildings 1, 2, 5, & 6.

BUDGET

	Current Budget	Actuals	Remaining Budget
Pre Construction	$292,000	$227,742	$64,258
Construction	$2,644,209	$2,510,964	$133,245
Contingency	$181,968	$0	$181,968
Project Total:	**$3,118,177**	**$2,738,706**	**$379,471**

FLAG:

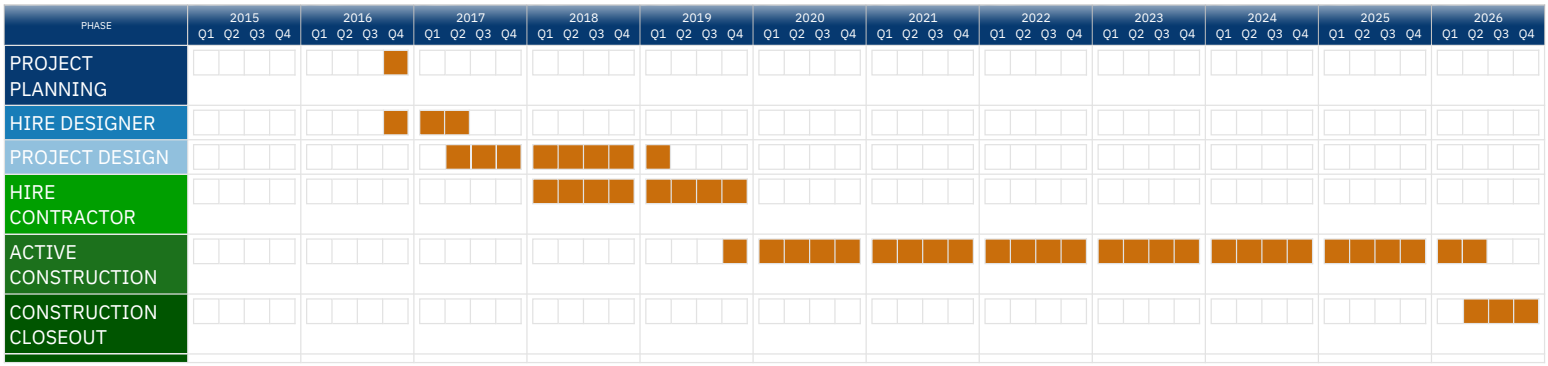

Riverland Elementary School

Address 2600 SW 11 COURT, FORT LAUDERDALE 33312
Board District: 3
ADEFP Budget: $4,373,082

Location Num: 0151
Board Member: Sarah Leonardi
Total Facilities Budget (Sum of Projects): $4,057,192

PRIMARY RENOVATIONS P.001987 Riverland ES - SMART Program Renovations

CURRENT PHASE

6-Substantial Completion

RISK LEVEL

PROJECT UPDATE

This reporting period: The construction coordinator conducted a site visit to address the pending deficiencies. The report was submitted to the PMOR and TL to address an email sent by PPO regarding non-functioning roof fans. The general contractor submitted a CI, but the PMOR has asked the GC to revisit the deficiency list before processing this CI. The OEF 209 is still pending due to these deficiencies, and no building final inspection can be scheduled.

The GC to complete the remaining items on the trade deficiency list. The GC has not been too responsive an email was sent to all concerned requesting a meeting to address when do they anticipate scheduling these deficiencies.

Entire project inspection for all disciplines on the Trade Deficiency list to be addressed for final building inspection this is scheduled for 2025. The contractor has scheduled a function test for a pull station that was moved a few inches.

No changes this reporting period. The ORPM was made aware that this should no longer continue to send a letter of notice to the GC.

PMOR has arranged a meeting with the General Contractor (GC) and the Architect/Engineer (A/E) to discuss the failed inspections since November 2023.
Lack of Progress on behalf of the GC to address the punchlist items and has not responded to any contact from ORPM.

Deficiencies: The specific deficiencies noted since November 20, 2023, include: Canopy leaks by the cafeteria, Issues with rooftop condensers, Missing sidewalk sections that were supposed to be replaced, Painting the entire building where the scuppers were altered. Additional Issues the POR report from May 2024 indicates that the Air Handling Units (AHUs) are failing.

The 110B was executed on 12/08/2023.

PROJECT SCOPE

1. Air Side Duct Work & Ancillary Equipment:
2. HVAC Equipment Replacement:
3. Reroofing and capping: Buildings 1, 3, 4, 5, & 6-100% complete

BUDGET

	Current Budget	Actuals	Remaining Budget
Pre Construction	$215,024	$182,662	$32,362
Construction	$3,689,345	$3,594,849	$94,496
Contingency	$152,823	$0	$152,823
Project Total:	**$4,057,192**	**$3,777,511**	**$279,681**

FLAG:

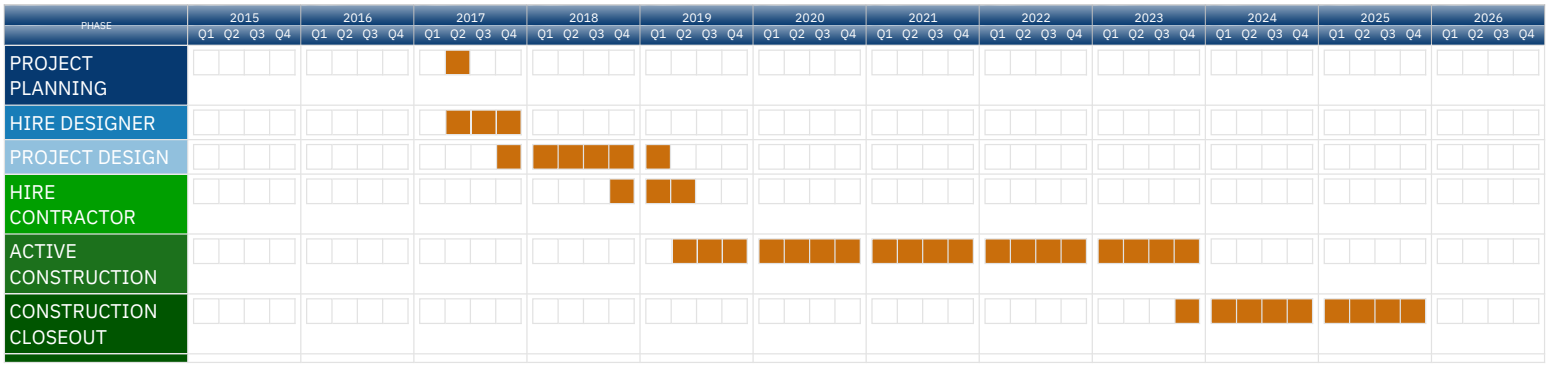

AECOM ATKINS

BROWARD County Public Schools

Riverside Elementary School

Address 11450 RIVERSIDE DRIVE, CORAL SPRINGS 33071
Board District: 4
ADEFP Budget: $2,740,499

Location Num: 3031
Board Member: Lori Alhadeff
Total Facilities Budget (Sum of Projects): $2,224,500

PRIMARY RENOVATIONS P.002039 Riverside ES - SMART Program Renovations

CURRENT PHASE

5B-Construction

RISK LEVEL

PROJECT UPDATE

Contractor is delayed by their consultant in providing a wet signature on the revised shop drawings. Once submitted they are approved. Approximately 85% of the added fire alarm devices are installed. Inspection request pending signed shop drawings as stated above.

PROJECT SCOPE

Re-roofing: Buildings 11, & 85.
Fire Alarm System Replacement: Campus-wide.
Fire Sprinklers: Building 4
HVAC Improvements- Component Replacement: Buildings at 11, & 85.
HVAC Improvements- Test and Balance: Buildings 1 through 10.
Media Center Improvements & ADA Restroom Improvements: Building 3.

BUDGET

	Current Budget	Actuals	Remaining Budget
Pre Construction	$225,990	$154,998	$70,992
Construction	$1,993,442	$1,873,639	$119,803
Contingency	$5,068	$0	$5,068
Project Total:	**$2,224,500**	**$2,028,637**	**$195,863**

FLAG:

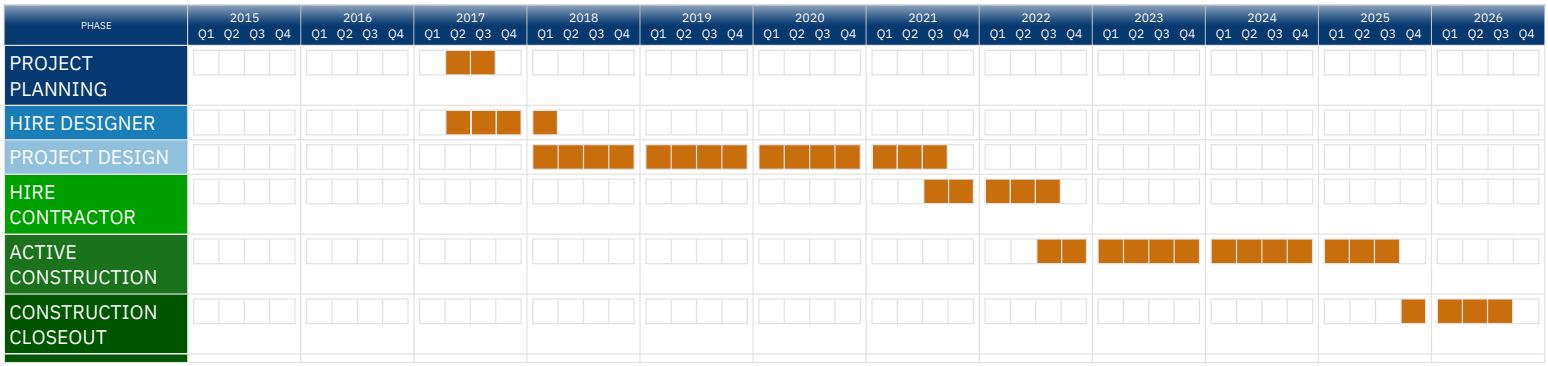

AECOM ATKINS

BROWARD County Public Schools

Royal Palm STEM Museum Magnet (f.k.a: Royal Palm Elementary School)

Address 1951 NW 56 AVENUE, LAUDERHILL 33313
Board District: 5
ADEFP Budget: $8,289,316

Location Num: 1851
Board Member: Dr. Jeff Holness
Total Facilities Budget (Sum of Projects): $7,968,944

PRIMARY RENOVATIONS P.001896 Royal Palm STEM Museum Magnet - SMART Program Renovations

CURRENT PHASE

5B-Construction

RISK LEVEL

PROJECT UPDATE

PCO 13, which is required to remodel the existing mechanical rooms to accommodate the installation of new air handling units, has been approved. Work in progress.

PROJECT SCOPE

Window Replacements: Buildings 2, 3, & 5
Re-roofing: Buildings 1, 2, 3, 4, 5, 6, 7, & 9
Fire Alarm: Campus-wide
Fire Sprinklers: Building 1
Restroom Renovations Rooms 127 & 126, Plumbing, Lighting, Fire Alarm, and Test & Balance
Test & Balance Air Systems in All Buildings
HVAC Improvements: Buildings 2 (4 Rooftop Air Handlers with Chilled Water Coils, 3 Air Cooled Chiller & 3 Chiller Water Pumps), 3 (2 Air Handlers with Chilled Water Coils in Rooms 307 & 308), & 4 (3 Air Handlers with Chilled Water Coils in Rooms 404, 408 & 412)
Media Center Improvements
Electrical Work for all New Mechanical Equipment

BUDGET

	Current Budget	Actuals	Remaining Budget
Pre Construction	$319,187	$285,564	$33,623
Construction	$7,649,757	$7,415,085	$234,672
Project Total:	**$7,968,944**	**$7,700,649**	**$268,295**

FLAG:

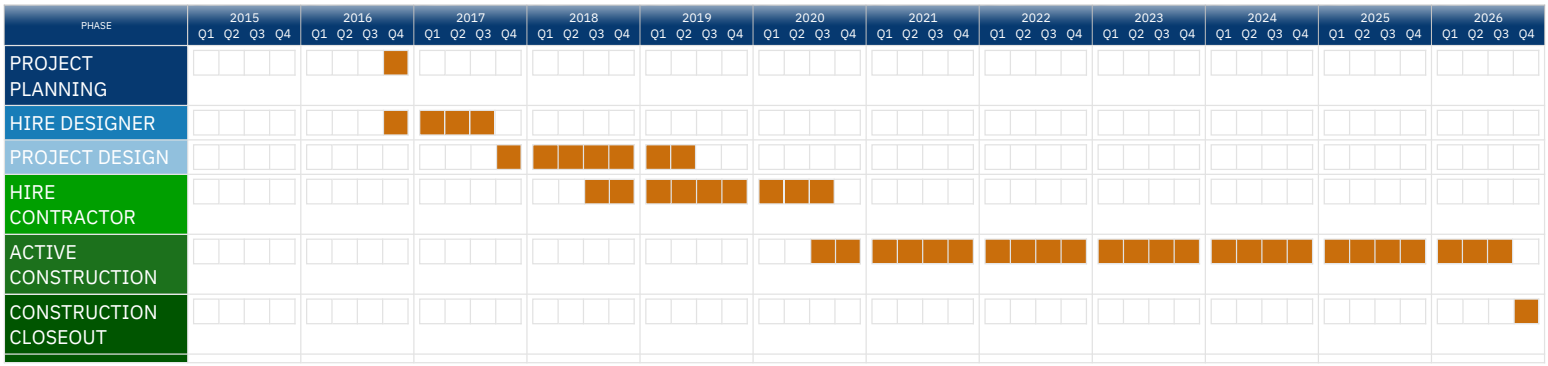

AECOM ATKINS

BROWARD County Public Schools

Sanders Park Elementary Magnet (f.k.a. Sanders Park Elementary)

Address 800 NW 16 STREET, POMPANO BEACH 33060
Board District: 7
ADEFP Budget: $9,740,994

Location Num: 0891
Board Member: Nora Rupert
Total Facilities Budget (Sum of Projects): $9,435,000

PRIMARY RENOVATIONS P.002132 Sanders Park ES - SMART Program Renovations

CURRENT PHASE

5B-Construction

RISK LEVEL

PROJECT UPDATE

Building one - The GC is working on boxes and conduits for the fire alarm system, installing fire sprinklers, the main electrical MDP and misc mechanical work.
Building two - The GC is working on the power for the VAVs, the MDP panel, electrical for the rest room exhaust fans and correcting the last of the temporary materials used over last summer.

PROJECT SCOPE

Re-roofing: Buildings 1, 2, 3, 4, 7 & 75
Window Replacements: Buildings 1 & 2
Fire Alarm System Replacement
Fire Sprinklers Installation: Buildings 1 & 2
HVAC Improvements- Components Replacement: Buildings 1, 2 & 75
Media Center Improvements: Building 1

BUDGET

	Current Budget	Actuals	Remaining Budget
Pre Construction	$417,000	$338,016	$78,984
Construction	$8,531,261	$7,601,913	$929,348
Contingency	$486,739	$0	$486,739
Project Total:	**$9,435,000**	**$7,939,929**	**$1,495,071**

FLAG:

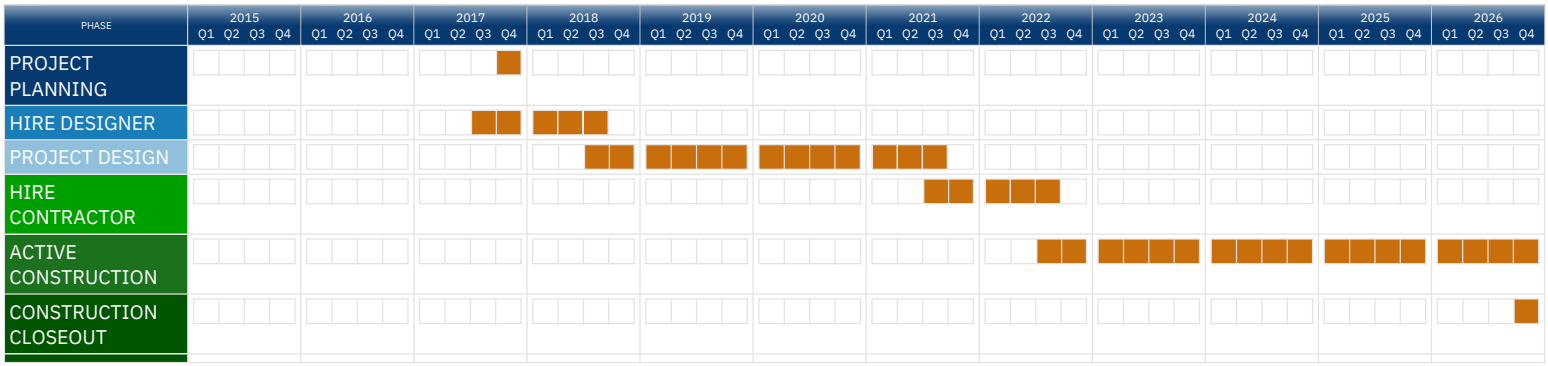

AECOM ATKINS

BROWARD County Public Schools

Sandpiper Elementary School

Address 3700 HIATUS ROAD, SUNRISE 33351
Board District: 6
ADEFP Budget: $1,337,386

Location Num: 3061
Board Member: Brenda Fam, Esq
Total Facilities Budget (Sum of Projects): $1,071,648

PRIMARY RENOVATIONS P.001924 Sandpiper ES - SMART Program Renovations

CURRENT PHASE

5B-Construction

RISK LEVEL

PROJECT UPDATE

BASS completed FA work in Bldgs. 11 and 13. BASS completed the synchronization of the strobe lights and work in Bldgs 11 and 13. In the process of obtaining missing inspections (Elevator recall, and battery). GC will take over after and complete the work.
GC needs to work on the "Recall button/Bell system" to be able to complete the project. The Recall Button/Bell System inspection was passed. Working in the Panel Certification and NFPA 72 and Final inspections. Working on the 1770 forms.

PROJECT SCOPE

Fire Alarm System: Campus-wide
HVAC Improvements: Building 1, & 4. (Inclusive of Replacing three (3) AHU's, and four (4) Exterior Condensing Units.

BUDGET

	Current Budget	Actuals	Remaining Budget
Pre Construction	$41,328	$36,213	$5,115
Construction	$1,030,320	$1,023,383	$6,937
Project Total:	**$1,071,648**	**$1,059,596**	**$12,052**

FLAG: SCHEDULE, Reason: Contractor Delay

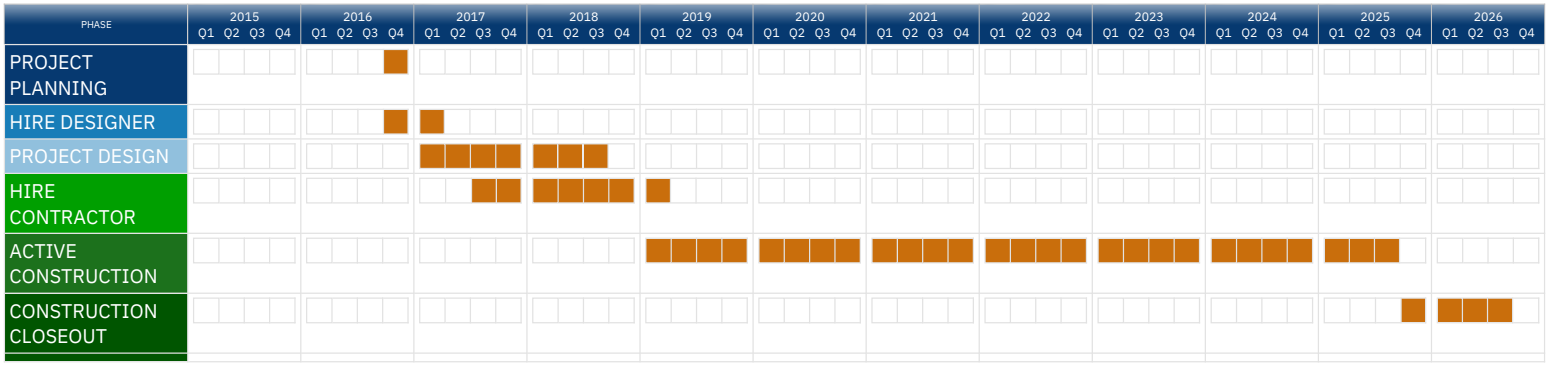

AECOM ATKINS

BROWARD County Public Schools

Sawgrass Elementary School

Address 12655 NW 8 STREET, SUNRISE 33325
Board District: 6
ADEFP Budget: $5,328,117

Location Num: 3401
Board Member: Brenda Fam, Esq
Total Facilities Budget (Sum of Projects): $4,777,117

PRIMARY RENOVATIONS P.002127 Sawgrass ES - SMART Program Renovations

CURRENT PHASE

5B-Construction

RISK LEVEL

PROJECT UPDATE

ASI #7 for additional FA devices (Critical Path) was approved. GC to submit shop drawings. Notice to cure to the GC for no submit shop drawings in a timely manner. GC did not provide a cure to the notice. A letter to the bond was created. Contact with the bond company was established already; however, GC started the shop drawings submittal. Decision would be made on the plan of actions in the coming month.
Drywell work almost completed. However, there is a Non-Conforming Work Notice due to the GC no following the drawings.
Fail-open inspection ticket, closure in progress.

PROJECT SCOPE

Re-roofing: Buildings 1, 2, 3, 4, 5, 6, 80, & 85.
HVAC Improvements: Buildings 1, 2, 3, & 4, (Test & Balance, 1-AHU, 1-Condenser Unit).
Electrical Improvements: Buildings 1, 2, 3, 4, 5, 6, & 80, (Canopy and Building lighting),
Fire Alarm Replacement: Campus-wide
Fire Sprinklers: Building 1.

BUDGET

	Current Budget	Actuals	Remaining Budget
Pre Construction	$269,000	$238,790	$30,210
Construction	$4,302,821	$4,079,610	$223,211
Contingency	$205,296	$0	$205,296
Project Total:	**$4,777,117**	**$4,318,400**	**$458,717**

FLAG:

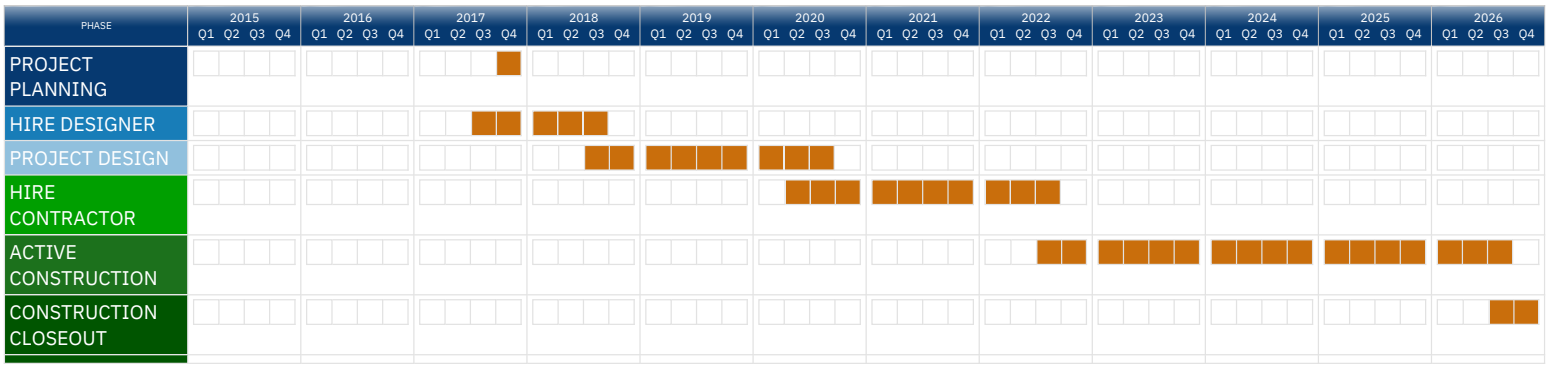

AECOM ATKINS

BROWARD County Public Schools

Sawgrass Springs Middle School

Address 12500 W SAMPLE ROAD, CORAL SPRINGS 33065
Board District: 4
ADEFP Budget: $6,984,970

Location Num: 3431
Board Member: Lori Alhadeff
Total Facilities Budget (Sum of Projects): $13,484,640

PRIMARY RENOVATIONS P.001841 Sawgrass Springs MS - SMART Program Renovation

CURRENT PHASE

6-Substantial Completion

RISK LEVEL

No Risk

PROJECT UPDATE

The phase changed this reporting period. This project has several pending PCOs which will adjust the contract amount if approved. Once completed the OEF 209 will be submitted to the BD. The GC was informed to submit the warranties in the PCP process.

The OEF 110B was signed by the BD.

PROJECT SCOPE

Building Envelope Improvement- Roof replacement at Buildings 1, 2, 3, 4, 5, 6, & 7.
Building Envelope Improvement- Exterior painting at Buildings 1, 2, 3, 4, 5, & 6.
Building Envelope Improvement- Windows replacement at Buildings 2, 3, 4 & 5.
Building Envelope Improvements- Cleaning the Aluminum covered walkways.
HVAC Improvements- Equipment and controls in Buildings 1 to 6 and 9.
Test & Balance in Buildings 1-6 and 9.
Fire Sprinklers in Buildings 4.
Fire Alarm System Replacement Throughout the Campus.
NTP: 8/31/2022
Substantial Completion: 2/9/2022

BUDGET

	Current Budget	Actuals	Remaining Budget
Pre Construction	$494,495	$442,723	$51,772
Construction	$12,403,575	$12,289,883	$113,692
Contingency	$586,570	$0	$586,570
Project Total:	**$13,484,640**	**$12,732,606**	**$752,034**

FLAG:

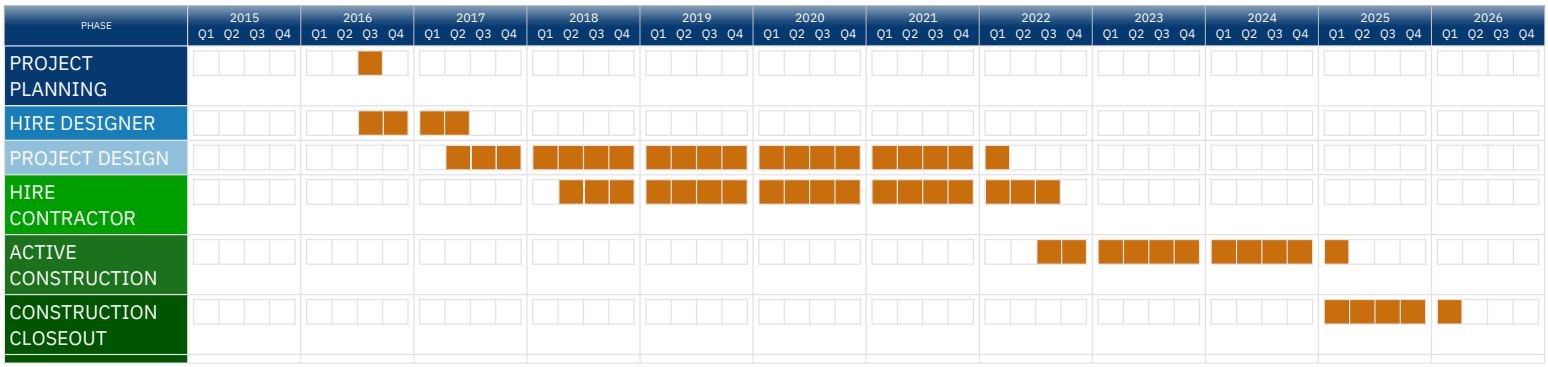

AECOM ATKINS

BROWARD County Public Schools

Sea Castle Elementary School

Address 9600 MIRAMAR BOULEVARD, MIRAMAR 33025
Board District: 2
ADEFP Budget: $4,767,829

Location Num: 2871
Board Member: Rebecca Thompson
Total Facilities Budget (Sum of Projects): $4,374,154

PRIMARY RENOVATIONS P.001632 Sea Castle ES - SMART Program Renovations

CURRENT PHASE

5B-Construction

RISK LEVEL

PROJECT UPDATE

Additional FA devices installed. The re-inspection schedule and failed due to more devices were found to be installed. The contractor submitted shop drawings to AE to prep a plan change.

PROJECT SCOPE

HVAC Improvements inclusive of (42) FCUs, (9) AHUs, and RTU replacements, Campus-wide Fire Alarm Replacement, Building Envelope Improvements inclusive of reroofing of bldg. 80 and exterior painting, ADA chair lift installation.

BUDGET

	Current Budget	Actuals	Remaining Budget
Pre Construction	$311,223	$305,635	$5,588
Construction	$4,044,248	$4,043,938	$310
Contingency	$18,683	$0	$18,683
Project Total:	**$4,374,154**	**$4,349,573**	**$24,581**

FLAG: BUDGET, Reason: Budget Adjustment SCHEDULE, Reason: A/E Delay, Owner Delay

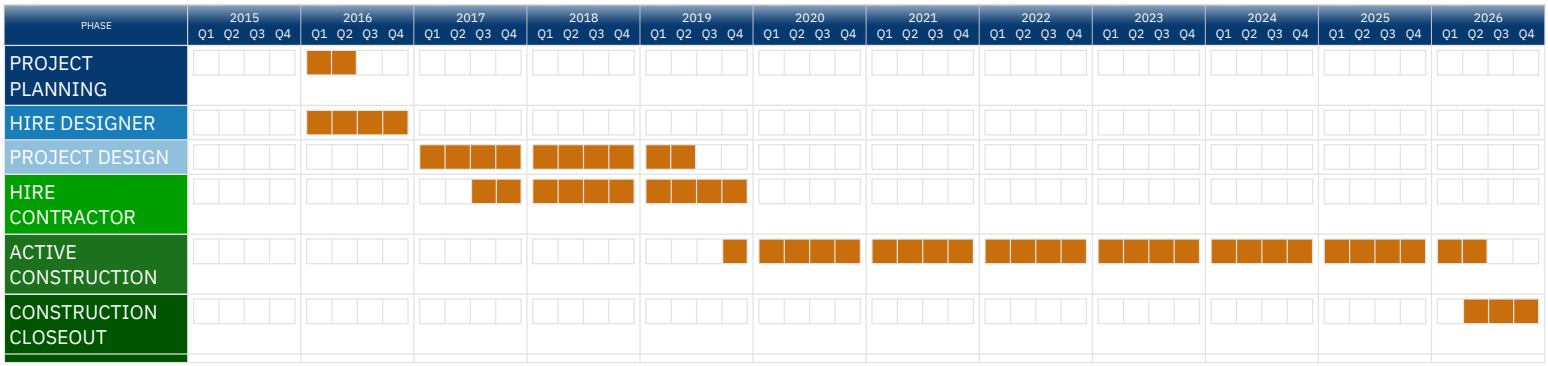

AECOM ATKINS

BROWARD County Public Schools

Seagull Alternative High School

Address 425 SW 28TH STREET, FORT LAUDERDALE 33315
Board District: 3
ADEFP Budget: $2,731,082

Location Num: 0601
Board Member: Sarah Leonardi
Total Facilities Budget (Sum of Projects): $2,820,082

PRIMARY RENOVATIONS P.001951 Seagull Alternative HS - SMART Program Renovations

CURRENT PHASE

5B-Construction

RISK LEVEL

PROJECT UPDATE

GC resubmitted the shop drawings to the fire department review, still pending.
GC completed the installing of the lightning protection and lights on the front side canopy.

PROJECT SCOPE

Building Envelope Roofing Improvements: Buildings 1, 2 & 3.
Wall Painting: Building 1
ADA Restroom Renovations: Building 1
Media Center Renovations: Building 1 including new flooring
Fire Alarm improvements: Campus-wide Bldgs.1, 2, 3, 4 & Portables
HVAC AHU Renovation in the Cafeteria
HVAC Test & Balance: Building 1

BUDGET

	Current Budget	Actuals	Remaining Budget
Pre Construction	$220,392	$213,450	$6,942
Construction	$2,586,742	$2,358,339	$228,403
Contingency	$12,948	$0	$12,948
Project Total:	**$2,820,082**	**$2,571,789**	**$248,293**

FLAG: BUDGET, Reason: Budget Adjustment

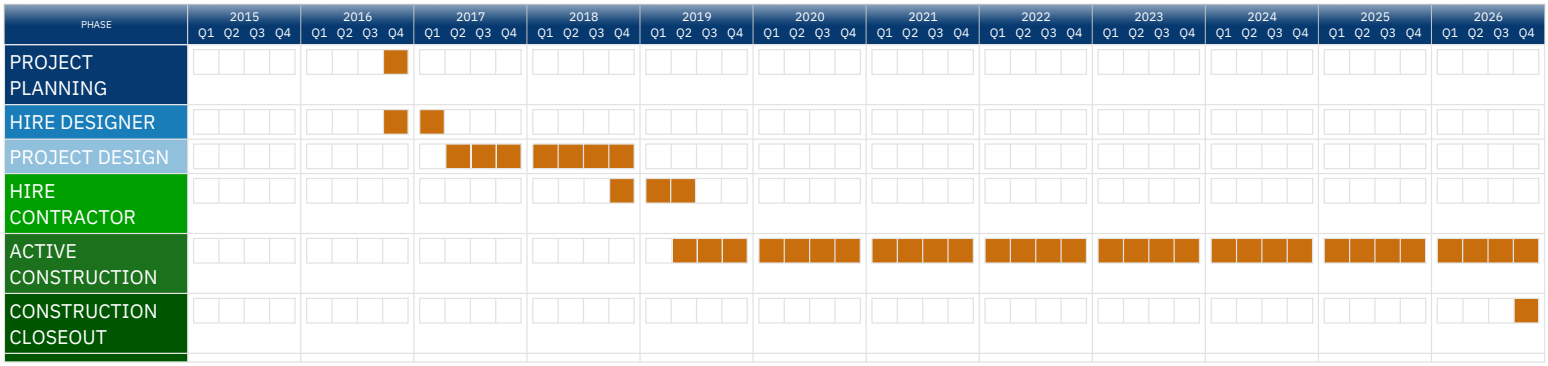

AECOM ATKINS

BROWARD County Public Schools

Seminole Middle School

Address 6200 SW 16 STREET, PLANTATION 33317
Board District: 6
ADEFP Budget: $5,320,090

Location Num: 1891
Board Member: Brenda Fam, Esq
Total Facilities Budget (Sum of Projects): $13,279,563

PRIMARY RENOVATIONS P.002047 Seminole MS - SMART Program Renovations

CURRENT PHASE

5B-Construction

RISK LEVEL

PROJECT UPDATE

1. Fire Sprinkler Utility Connection hydrant completed.
2. Trench Underground and asphalt repaired at public road.
3. Restrooms completed.

PROJECT SCOPE

Aluminum Covered Walkway Repairs.
Fire Alarm System Replacement: Campus-wide.
Fire Sprinklers at Bldg. 1. & Fire Loop
HVAC Improvements- Replace Components at Buildings 1,2, & 5 and Test & Balance: Buildings 2, 3, 85, & 86.
Media Center Improvements: Building 1.
ADA Restroom Improvements: Building 1.

BUDGET

	Current Budget	Actuals	Remaining Budget
Pre Construction	$381,500	$334,845	$46,655
Construction	$5,988,304	$4,944,880	$1,043,424
Contingency	$167,576	$0	$167,576
Project Total:	**$6,537,380**	**$5,279,725**	**$1,257,655**

FLAG:

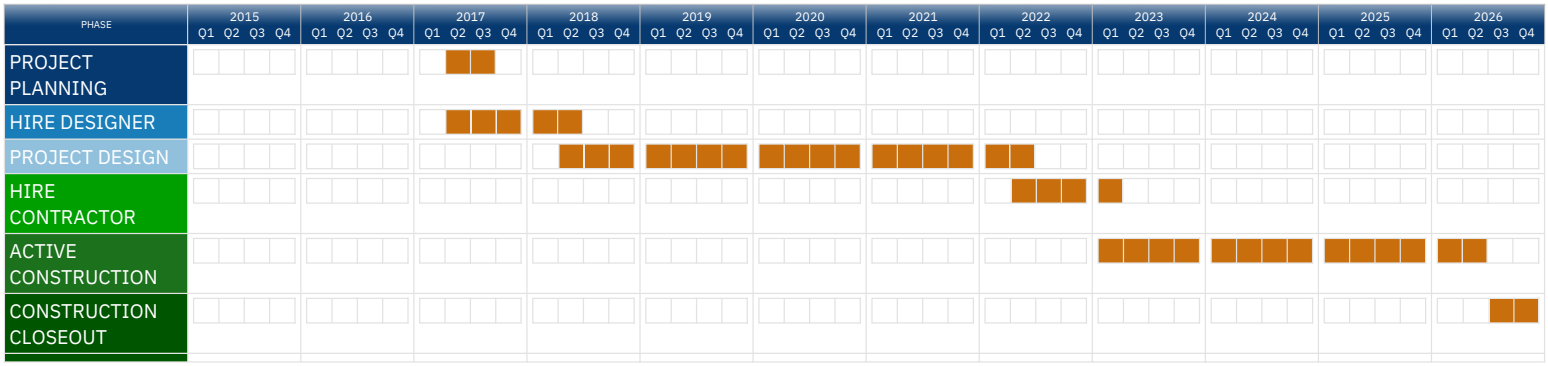

AECOM ATKINS

BROWARD County Public Schools

Seminole Middle School

Address 6200 SW 16 STREET, PLANTATION 33317
Board District: 6
ADEFP Budget: $5,320,090

Location Num: 1891
Board Member: Brenda Fam, Esq
Total Facilities Budget (Sum of Projects): $13,279,563

PRIMARY RENOVATIONS P.002047-RC1 Seminole MS - Roofing Bldg 1 - SMART Program

CURRENT PHASE

6-Substantial Completion

RISK LEVEL

PROJECT UPDATE

The GC completed the fire alarm repair.
03/06/2025 Fire Alarm Function test - Passed
03/17/2025 Fire Alarm inspection for the Entire Project - Passed
03/21/2025 Electrical Final inspection for the Entire Project - Passed
03/24/2025 Fire Safety inspection - Passed
03/26/2025 Building Final inspection for the Entire Project - Passed
03/26/2025 Roofing Final inspection for the Entire Project - Passed
03/27/2025 110b was signed by the Building Department.

PROJECT SCOPE

This Roof carve-out project consists of Roofing Bldg. 1, lower level, and its associated rooftop mechanical equipment.

GC Engineer: Omar Khan, PE # 75524

BUDGET

	Current Budget	Actuals	Remaining Budget
Construction	$3,670,000	$3,584,378	$85,622
Contingency	$239,500	$0	$239,500
Project Total:	**$3,909,500**	**$3,584,378**	**$325,122**

FLAG:



Seminole Middle School

Address 6200 SW 16 STREET, PLANTATION 33317
Board District: 6
ADEFP Budget: $5,320,090

Location Num: 1891
Board Member: Brenda Fam, Esq
Total Facilities Budget (Sum of Projects): $13,279,563

PRIMARY RENOVATIONS P.002047-RC2 Seminole MS - SMART Roofing Building 3, 4, 5, 85, 86

CURRENT PHASE

8-Financial Closeout

RISK LEVEL

No Risk

PROJECT UPDATE

No changes this reporting period. Pending PCO-1 is pending in the GC court and was returned with a revise and resubmit comment by entitlement. The PMOR contacted the GC to address these comments, but no action has been taken during this reporting period. The GC submitted a CI, which was returned with a revise and resubmit comment by the PMOR. The GC must wait for the completion of the TIA and COs before processing any additional requests for funds. This project has no assigned A/E.

The GC submitted a TIA and their CI was returned to be revised since the GC submitted a TIA no release of funds can be processed.

The board approved the release of retainage and the GC submitted their CI for this to be processed. Once board review this PO will be closed.

The OEF 209 was executed on 11.2.2024
Certificate of Occupancy was executed by the BD on 07/12/2023

PROJECT SCOPE

This Roof carve-out project consists of Roofing Bldgs. 3, 4, 5, 85 & 86, and their associated Mechanical Rooftop units.

GC Engineer: Alvaro Mejia, PE # 69771

BUDGET

	Current Budget	Actuals	Remaining Budget
Pre Construction	$4,043	$2,448	$1,595
Construction	$727,465	$723,507	$3,958
Contingency	$28,175	$0	$28,175
Project Total:	**$759,683**	**$725,955**	**$33,728**

FLAG:



PRIMARY RENOVATIONS P.002047-RC3 Seminole MS - Upper Roofing Bldg 1 - SMART Program

CURRENT PHASE

6-Substantial Completion

RISK LEVEL

PROJECT UPDATE

The GC completed the Duct Detector Connection to the Fire alarm system.
On 4/1/25, the Fire Alarm function test inspection was passed.

PROJECT SCOPE

This Roof Carve Out project consists of Roofing Bldg. 1 Upper level and its associated mechanical equipment.

GC Engineer: Omar Khan, PE # 75524

BUDGET

	Current Budget	Actuals	Remaining Budget
Construction	$2,073,000	$1,800,908	$272,092
Project Total:	**$2,073,000**	**$1,800,908**	**$272,092**

FLAG:



Sheridan Hills Elementary School

Address 5001 THOMAS STREET, HOLLYWOOD 33021
Board District: 1
ADEFP Budget: $7,394,960

Location Num: 1811
Board Member: Maura McCarthy Bulman
Total Facilities Budget (Sum of Projects): $7,087,680

PRIMARY RENOVATIONS P.001636 Sheridan Hills ES - SMART Building Renovations

CURRENT PHASE

5B-Construction

RISK LEVEL

PROJECT UPDATE

Building 1: Roofing near complete, pending Double Door installation and inspections.
Campus-wide new fire alarm system on hold until GC generates PCO approval by the school board.
Mechanical Punch list work completed, pending A/E inspections.
Clearing of all inspections still on ISS system
Finaling buildings completed to date, to expedite Substantial's.

PROJECT SCOPE

Campus Improvement
Aluminum Covered Walkway Repair - Total Roof Area 4,325 S.F.
Replace Damaged Pole Lighting
Media Center Improvements
Renovate Existing Media Center
Building Envelope Improvements
Reroof Buildings 1, 2, 3, 4, 5, and 75 consists of a total roof area of 76,786 SF.
HVAC
Building 1 - Replace 2 chillers, & Install 3 new circulating pumps in the chiller yard, New HVAC Unit for the office, install 3 new toilet exhaust systems
Building 2 - Install 2 new toilet exhaust systems
Building 4 - Replace 2 air handlers and controls
Building 75 - Remove the existing single room HVAC units and install 2 complete HVAC systems.
FIRE SAFETY
Replace Entire Fire Alarm System.
Install Emergency Exit Signage
KITCHEN
Replace Kitchen Exhaust Hood and install new make up air system
ELECTRICAL
Panel Board, Distribution Panel, GFI Receptacles and mounted Building Lighting

BUDGET

	Current Budget	Actuals	Remaining Budget
Pre Construction	$456,496	$416,997	$39,499
Construction	$6,401,258	$6,166,447	$234,811
Contingency	$229,926	$0	$229,926
Project Total:	**$7,087,680**	**$6,583,444**	**$504,236**

FLAG: SCHEDULE, Reason: Contractor Delay

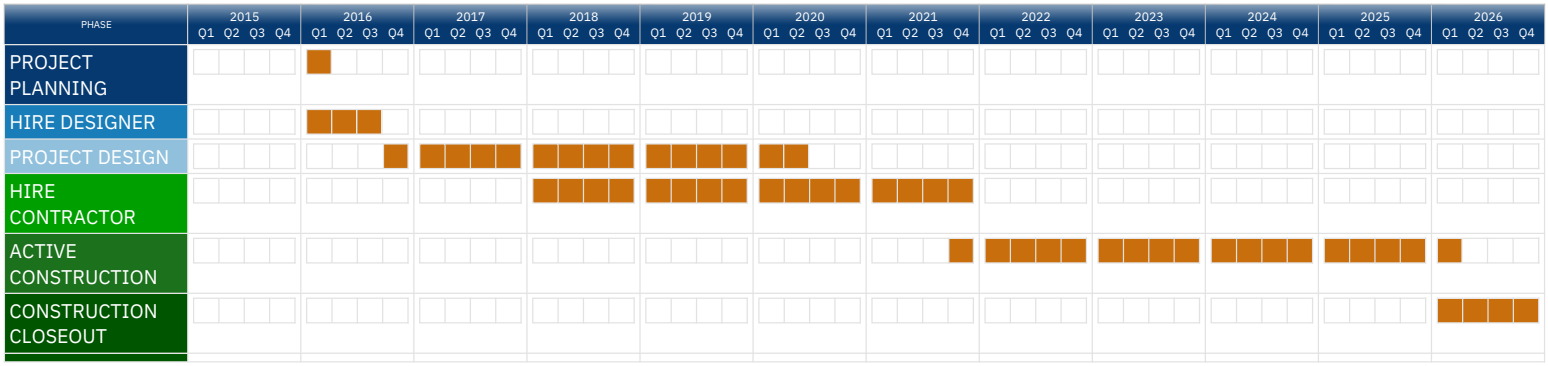

AECOM ATKINS

BROWARD County Public Schools

Sheridan Park Elementary School

Address 2310 N 70 TERRACE, HOLLYWOOD 33024
Board District: 1
ADEFP Budget: $4,572,280

Location Num: 1321
Board Member: Maura McCarthy Bulman
Total Facilities Budget (Sum of Projects): $4,113,906

PRIMARY RENOVATIONS P.002071 Sheridan Park ES - SMART Program Renovations

CURRENT PHASE

5B-Construction

RISK LEVEL

PROJECT UPDATE

- Structural Reinforcement for CU-1-1 is currently being performed - work is pending ASI Approval (Related to EOR Change document)

PROJECT SCOPE

Re-Roofing for Buildings 2, 3 & 6.
Media Center Improvements for Building 1.
Aluminum Windows and Exterior Door Replacement: Building 1.
Exterior Door Hardware Replacement for Building 1, 2, 3 & 4.
Re-Paint Exterior Wall for Building 1, 2, 3, 4, 5 & 6.
Re-Paint Exterior Soffit for Building 2 & 4.
Aluminum Covered Walkway Repair
HVAC Renovations/Replacement for Buildings 1.
Emergency Exit Replacement.
Electrical Switchgear Replacement.
Canopy Lighting Replacement.
Light Poles Replacement.
Emergency Lighting Replacement & Install for Building 1 & 4.
Duct heater, Data port, controls, Ext. Meter Replacement for Bldg. 1.
GFCI Electrical Receptacles Replacement for Building 1, 4, 5 & 6.
Fire Alarm Replacement for Buildings 1,2,3,4,5 & 6

BUDGET

	Current Budget	Actuals	Remaining Budget
Pre Construction	$315,000	$234,403	$80,597
Construction	$3,655,993	$3,492,479	$163,514
Contingency	$142,913	$0	$142,913
Project Total:	**$4,113,906**	**$3,726,882**	**$387,024**

FLAG:

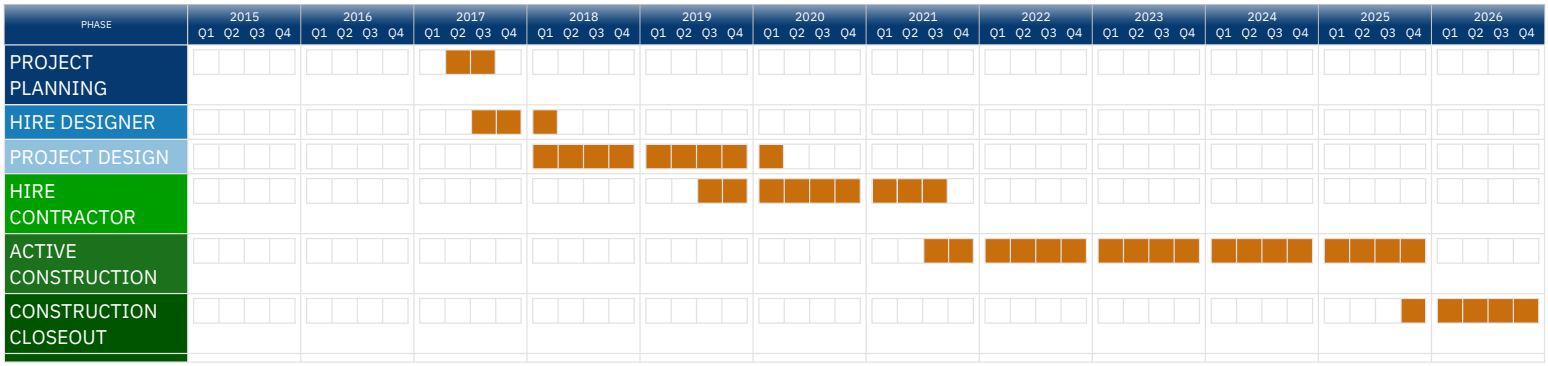

Sheridan Technical College (f.k.a. Sheridan Technical Center)

Address 5400 W SHERIDAN STREET, HOLLYWOOD 33021
Board District: 1
ADEFP Budget: $8,726,000

Location Num: 1051
Board Member: Maura McCarthy Bulman
Total Facilities Budget (Sum of Projects): $23,660,000

PRIMARY RENOVATIONS P.002060 Sheridan Technical College - SMART Program Renovations

CURRENT PHASE

5B-Construction

RISK LEVEL

No Risk

PROJECT UPDATE

Contractor working on submittals and procurement.
Activities scheduled for this month:
-Pre Test & Balance
-Laydown area fencing and setup.

PROJECT SCOPE

Building Envelope with Re-roofing: Buildings 1, 7, 11, 12, 13, 14, 15, 16 and 17. Replace miscellaneous metal deck.
Building Envelope with Storefront replacement at Building 11. Covered Walkway Roofing: Buildings 12 & 15 to 17.
Fire Alarm Replacement: Campus-wide
Electrical Improvements with Building 10 Switchgear, parking lot lighting.
Fire Sprinklers: Buildings 1, 12, 13, & 17, and Fire Service Connection Buildings 4 & 19.
HVAC Component Replacement: Buildings 1, 4, 7, 11, 12, 13,14,15 and 17.
ADA Restroom Renovations: Building 12
Media Center Improvements

BUDGET

	Current Budget	Actuals	Remaining Budget
Pre Construction	$743,000	$422,226	$320,774
Construction	$18,473,017	$1,562,523	$16,910,494
Contingency	$443,983	$0	$443,983
Project Total:	**$19,660,000**	**$1,984,749**	**$17,675,251**

FLAG:

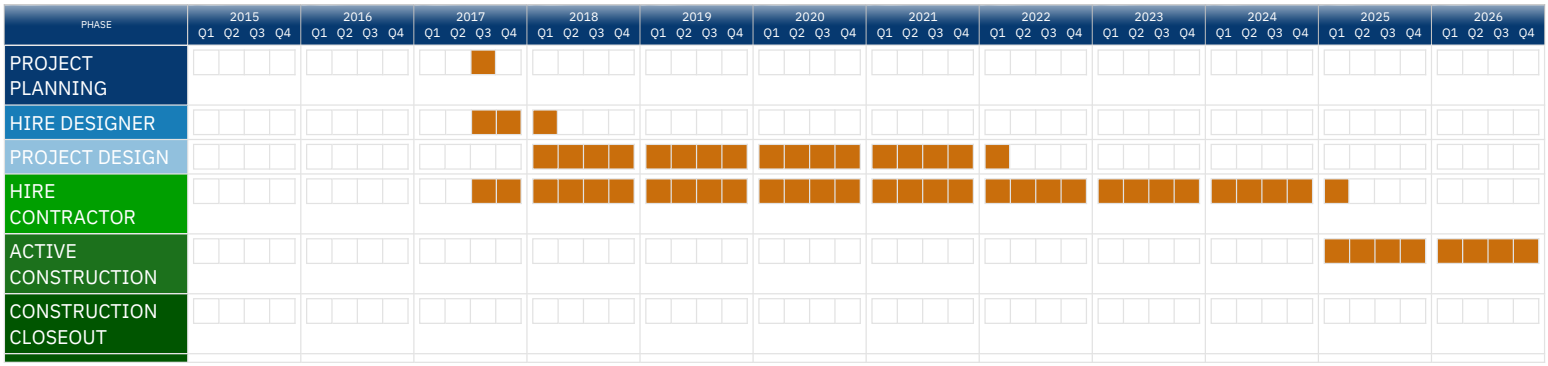

AECOM ATKINS

BROWARD County Public Schools

Sheridan Technical College (f.k.a. Sheridan Technical Center)

Address 5400 W SHERIDAN STREET, HOLLYWOOD 33021
Board District: 1
ADEFP Budget: $8,726,000

Location Num: 1051
Board Member: Maura McCarthy Bulman
Total Facilities Budget (Sum of Projects): $23,660,000

PRIMARY RENOVATIONS P.002060-RC1 Sheridan Technical College - SMART Roof Carve Out

CURRENT PHASE

5B-Construction

RISK LEVEL

PROJECT UPDATE

3/31/25 - Construction is ongoing.
Bldg. 13, 14, 15, 14,16, 17: Complete installation of LWIC, base and interplay, and Whitecap. Look ahead: Coping, Sheet metal, Flashing
Bldg. 1&7 Completed.

PROJECT SCOPE

This Roof Carve Out project consists of the removal and replacement of the existing roofs on the Buildings # 1, 7, 11, 12, 13, 14, 15, 16, 17 & Walkways, and related roof top mechanical equipment.

GC Engineer: Omar Mejia, PE # 75524

BUDGET

	Current Budget	Actuals	Remaining Budget
Construction	$4,000,000	$2,563,369	$1,436,631
Project Total:	**$4,000,000**	**$2,563,369**	**$1,436,631**

FLAG:



AECOM ATKINS

BROWARD County Public Schools

Sheridan Technical High School

Address 3775 SW 16TH STREET, FORT LAUDERDALE 33312
Board District: 3
ADEFP Budget: $2,210,000

Location Num: 1051-1
Board Member: Sarah Leonardi
Total Facilities Budget (Sum of Projects): $5,944,000

PRIMARY RENOVATIONS P.002128 Sheridan Technical HS - SMART Program Renovations

CURRENT PHASE

6-Substantial Completion

RISK LEVEL

No Risk

PROJECT UPDATE

This project is in the PCP process. All instances are completed pending the The OEF 209 to be submitted by the A/E.

The OEF 110B was executed pending the A/E to submit the OEF 209 through the process.

-All construction is complete and finale.
-2/11/25: The 01770c and 01770d forms were uploaded to Project Closeout Process (PCP-1).
-2/12/25: The AE signed the 110b.
-2/13/25: All final inspections were uploaded to PCP-1.
-2/14/25: All commissioning documents were uploaded to PCP-1.
-2/17/25: PCP-1 was submitted to the Building Dept.
-2/19/25: The Building Dept. and the Superintendent signed the 110b.

PROJECT SCOPE

-Roofs carve-out, Bldgs. 1 & 2 and their associated Mechanical Rooftop units.
-Bldg. 1 is a Hurricane Shelter and must be approached with caution.
-This is a D/B/B project. The AE is Laura Perez and Associates.
-The building permit was issued on 6/2/23.

BUDGET

	Current Budget	Actuals	Remaining Budget
Pre Construction	$301,448	$282,375	$19,073
Construction	$4,530,596	$4,446,192	$84,404
Contingency	$1,111,956	$0	$1,111,956
Project Total:	**$5,944,000**	**$4,728,567**	**$1,215,433**

FLAG:

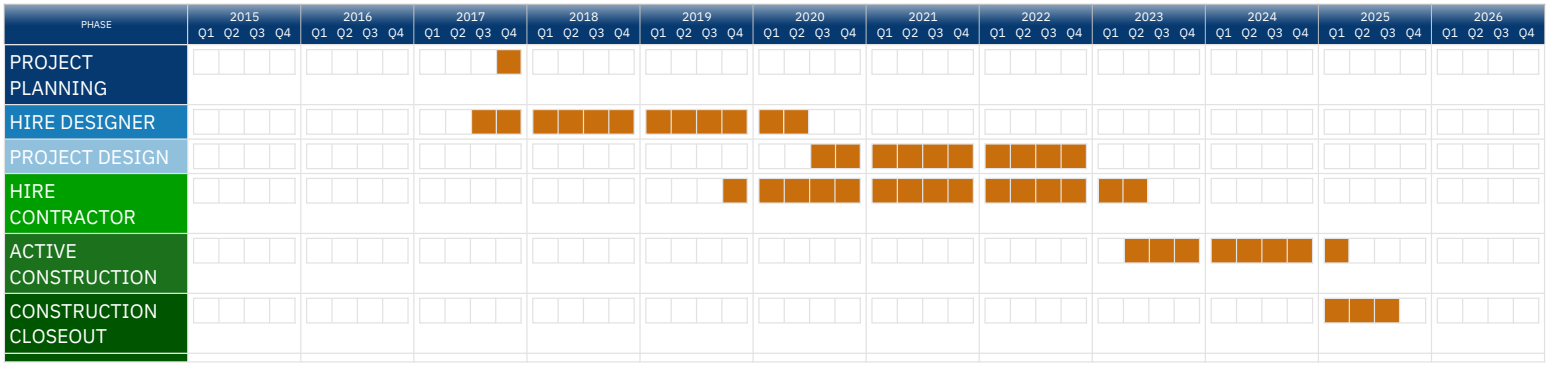

AECOM ATKINS

BROWARD County Public Schools

Silver Lakes Middle School

Address	7600 TAM O'SHANTER BOULEVARD, NORTH LAUDERDALE 33068	Location Num:	2971
Board District:	4	Board Member:	Lori Alhadeff
ADEFP Budget:	$2,930,862	Total Facilities Budget (Sum of Projects):	$5,450,000

PRIMARY RENOVATIONS P.002144 Silver Lakes MS - SMART Program Renovations

CURRENT PHASE

8-Financial Closeout

RISK LEVEL

No Risk

PROJECT UPDATE

This reporting period phase will remain unchanged. An email has been sent to the PMOR to confirm whether the remaining vendors on this project have completed their processes. If they have, the vendors will be contacted to submit their final invoices. This project will not require a OEF 110B or 209.

Prior reporting period: The FFE will remain open. Painting completed on 7/17/23. Carpet replacement completed August 2023. This project does not require OEF 110B or 209

PROJECT SCOPE

Media Center Renovations Building 6.

BUDGET

	Current Budget	Actuals	Remaining Budget
Pre Construction	$315,839	$181,170	$134,669
Construction	$699,647	$587,384	$112,263
Contingency	$4,514	$0	$4,514
Project Total:	**$1,020,000**	**$768,554**	**$251,446**

FLAG:

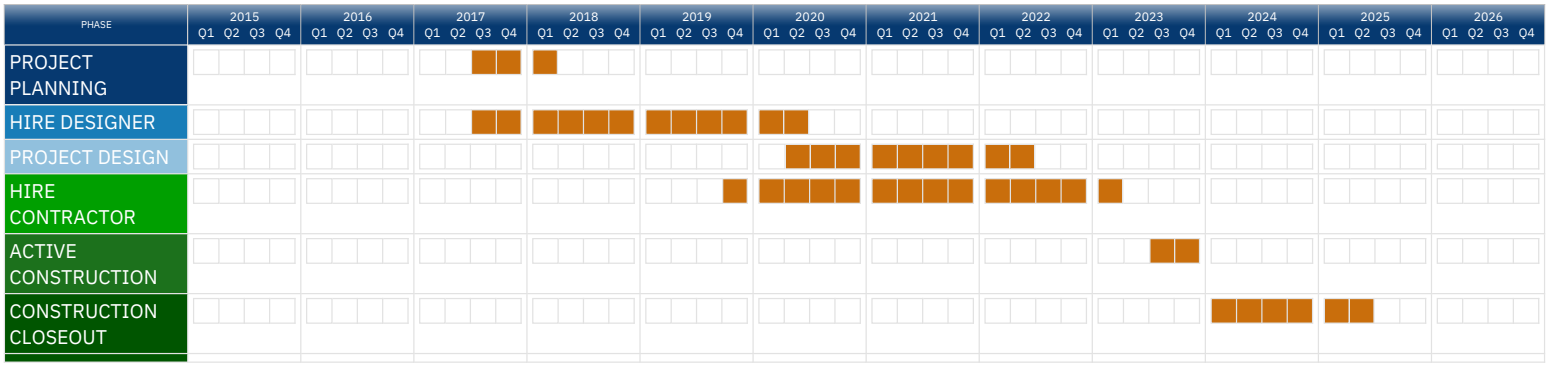

AECOM ATKINS

BROWARD County Public Schools

Silver Lakes Middle School

Address	7600 TAM O'SHANTER BOULEVARD, NORTH LAUDERDALE 33068	Location Num:	2971
Board District:	4	Board Member:	Lori Alhadeff
ADEFP Budget:	$2,930,862	Total Facilities Budget (Sum of Projects):	$5,450,000

PRIMARY RENOVATIONS P.002144-FSP Silver Lakes MS - SMART Fire Sprinklers

CURRENT PHASE

5B-Construction

RISK LEVEL

PROJECT UPDATE

- All main fire sprinkler lines, branch lines, flex drops, and sprinkler heads were installed for the complete project.
- Tests were done on the system: air and pressurizing with water.
- Fire connection to existing Underground fire main Completed, need new riser at building, to connect to new system at underside of soffits.
- Final Inspections Pending, on risers, and overall Fire Sprinkler system.

PROJECT SCOPE

Fire Sprinklers Building 7
Underground tap to fire main.
Possible relocation of a hydrant in the building 5 crumple zone.

BUDGET

	Current Budget	Actuals	Remaining Budget
Pre Construction	$5,000	$0	$5,000
Construction	$645,000	$313,958	$331,042
Contingency	$30,000	$0	$30,000
Project Total:	**$680,000**	**$313,958**	**$366,042**

FLAG:



PRIMARY RENOVATIONS P.002144-RC1 Silver Lakes MS - SMART Roof Carve Out

CURRENT PHASE

6-Substantial Completion

RISK LEVEL

PROJECT UPDATE

-All construction has been completed and finaled.
-3/13/25: PCP-1 and the 110b were submitted to the Building Dept. and signed by the Building Official and Superintendent.
-3/28/25: The 209 was submitted to the Building Dept.

PROJECT SCOPE

Reroofing of Bldgs 1, 6-15, & 85.

BUDGET

	Current Budget	Actuals	Remaining Budget
Construction	$3,571,368	$2,905,444	$665,924
Contingency	$178,632	$0	$178,632
Project Total:	**$3,750,000**	**$2,905,444**	**$844,556**

FLAG:



South Broward High School

Address 1901 N FEDERAL HIGHWAY, HOLLYWOOD 33020
Board District: 1
ADEFP Budget: $11,318,100

Location Num: 0171
Board Member: Maura McCarthy Bulman
Total Facilities Budget (Sum of Projects): $12,839,529

PRIMARY RENOVATIONS P.001838 South Broward HS - SMART Program Renovations

CURRENT PHASE

5B-Construction

RISK LEVEL

PROJECT UPDATE

Installation of additional duct heaters ongoing
Auditorium acoustical panel installation in progress
Bldg 6 ADA restroom renovations ongoing
RTU 17 steel re-enforcement completed

PROJECT SCOPE

ADA Restroom Renovations. Building 6
Electrical Improvements.
HVAC Improvements: Cooling Tower Building 5, AHU Building 2, 5, 9, 10, & 11, Duck Heater, Hoods
Re-Roofing Building 1 thru 11, 16,17,18, 21, 22, 23, 24,& 25
STEM Lab Improvements

BUDGET

	Current Budget	Actuals	Remaining Budget
Pre Construction	$726,233	$670,250	$55,983
Construction	$9,288,296	$8,746,237	$542,059
Project Total:	**$10,014,529**	**$9,416,487**	**$598,042**

FLAG:

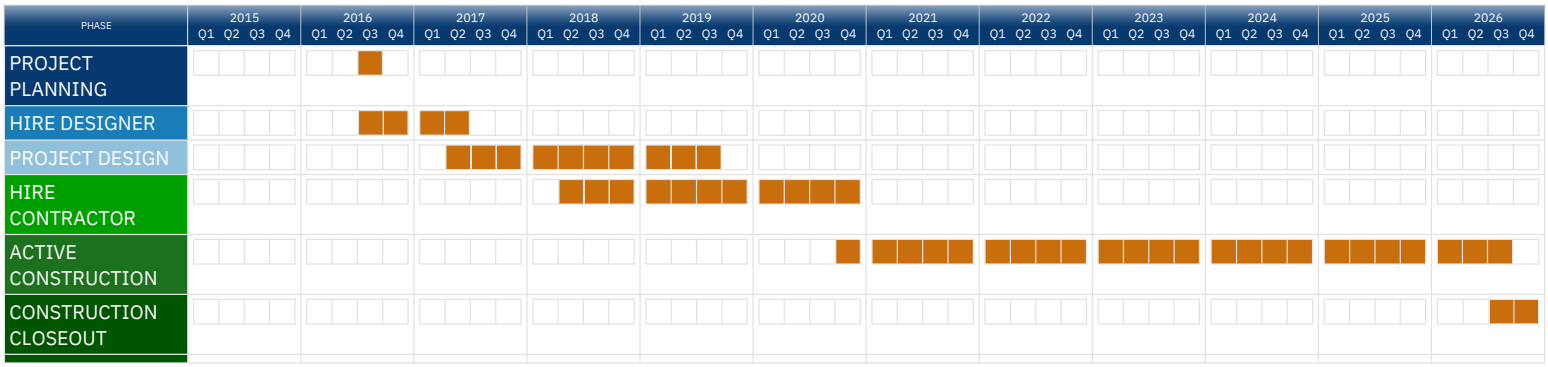

AECOM ATKINS

BROWARD County Public Schools

South Broward High School

Address 1901 N FEDERAL HIGHWAY, HOLLYWOOD 33020
Board District: 1
ADEFP Budget: $11,318,100

Location Num: 0171
Board Member: Maura McCarthy Bulman
Total Facilities Budget (Sum of Projects): $12,839,529

PRIMARY RENOVATIONS P.001838-RC1 South Broward HS - SMART Roof Carve Out

CURRENT PHASE

5B-Construction

RISK LEVEL

PROJECT UPDATE

-The current roofing construction status of the buildings is listed below:
-Bldg 1D: White cap, metal work, and MEP completed.
-Bldg 2A: White cap, metal work, and MEP completed.
-Bldg 5A: White cap, metal work, and MEP completed.
-Bldg 5B: White cap, metal work, and MEP completed.
-Bldg 5C: White cap, metal work, and MEP completed.
-Bldg 5D: White cap, metal work, and MEP completed.
-Bldg 5E: White cap, metal work, and MEP completed.
-Bldg 6A: White cap and metal work in progress.
-Bldg 6B: White cap and metal work in progress.
-Bldg 6C: White cap and metal work in progress.
-Bldg 10A: White cap, metal work, and MEP completed.
-Bldg 10B: White cap, metal work, and MEP completed.
-Bldg 17A: White cap, metal work, and MEP completed.
-Bldg 17B: White cap, metal work, and MEP completed.

PROJECT SCOPE

Reroofing of Bldgs 1D, 2A, 5A-E, 6A-C, 10A, 10B, 17A, & 17B. The roofing for this project was initiated under the GOB project; however, the roofer stopped work on the project prior to completion.

BUDGET

	Current Budget	Actuals	Remaining Budget
Construction	$2,815,256	$1,765,849	$1,049,407
Contingency	$9,744	$0	$9,744
Project Total:	**$2,825,000**	**$1,765,849**	**$1,059,151**

FLAG:



AECOM ATKINS

BROWARD County Public Schools

South Plantation High School

Address	1300 PALADIN WAY, PLANTATION 33317	Location Num:	2351
Board District:	6	Board Member:	Brenda Fam, Esq
ADEFP Budget:	$12,604,632	Total Facilities Budget (Sum of Projects):	$12,876,284

PRIMARY RENOVATIONS P.002090 South Plantation HS - SMART Program Renovations

CURRENT PHASE

7-Final Completion

RISK LEVEL

No Risk

PROJECT UPDATE

This phase will change. The GC submitted their retainage pending with the board doc team for April board agenda. The OEF 209 was approved by the BD. The A/E submitted a partial invoice. The 6-month warranty walkthrough has a place holder for July 9th.

Original scope of work completed. 110B executed.

PROJECT SCOPE

Re-roofing at Buildings 4,6,8, and part of Building 1.
Windows replaced at Buildings 1 and 4. Alum. Covered Walkways repaired.
Electrical Improvements- Switchgear, Site Lighting at Buildings 1,2,4,5,6,8,10,11,14, and 15.
Fire Sprinklers at Building 2, 6 & 7. Civil design work included.
Media Center Improvements and ADA Restrooms in Building 1.
STEM Labs Improvements- (4) Four Labs (STEM, Culinary, Tech) total at Buildings 6 & 7.

BUDGET

	Current Budget	Actuals	Remaining Budget
Pre Construction	$494,488	$401,004	$93,484
Construction	$7,150,451	$7,113,946	$36,505
Contingency	$230,775	$0	$230,775
Project Total:	**$7,875,714**	**$7,514,950**	**$360,764**

FLAG:

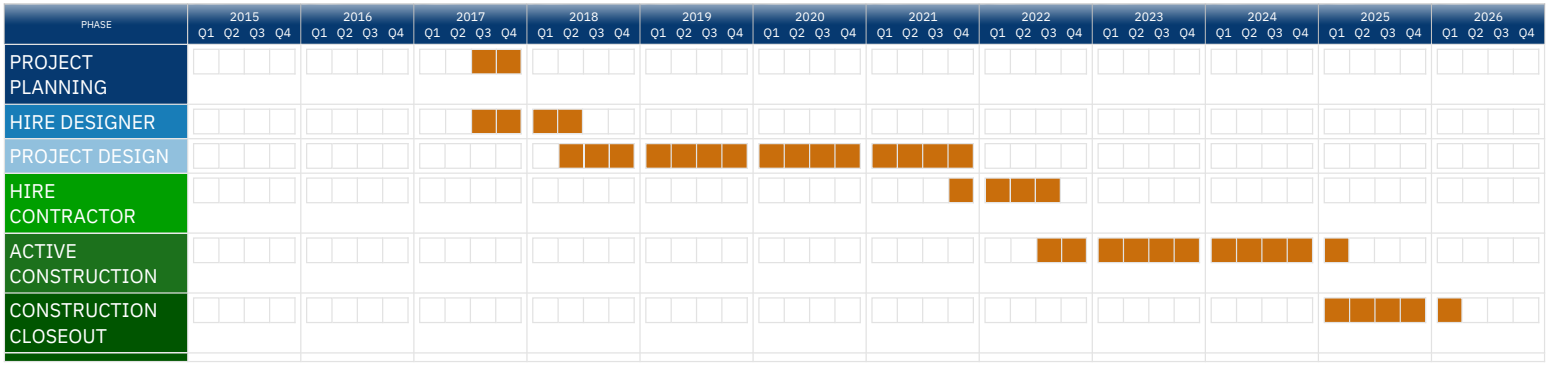

South Plantation High School

Address 1300 PALADIN WAY, PLANTATION 33317
Board District: 6
ADEFP Budget: $12,604,632

Location Num: 2351
Board Member: Brenda Fam, Esq
Total Facilities Budget (Sum of Projects): $12,876,284

PRIMARY RENOVATIONS P.002597 South Plantation HS - SMART Program Renovations (Electrical)

CURRENT PHASE

5B-Construction

RISK LEVEL

PROJECT UPDATE

The occupancy for the portables has been granted. The area is being used as a temporary swing space to allow for the replacement of the remaining mechanical and electrical equipment. A schedule to replace the additional AHU has been created and approved by school management. Work ongoing. AHU located in room 207 has been completed. AHU in room 217 in progress.

PROJECT SCOPE

Scope of Work:
1) Building 1: Electrical work associated with 12 AHUs
2) Installation of new Switchgear to support new Electric Duct Heaters.
3) Building 1: Electrical work associated with the installation of 4 new FCU's in existing mechanical rooms to support ventilation and AC in Main Lobby

BUDGET

	Current Budget	Actuals	Remaining Budget
Construction	$1,466,900	$945,950	$520,950
Project Total:	**$1,466,900**	**$945,950**	**$520,950**

FLAG:

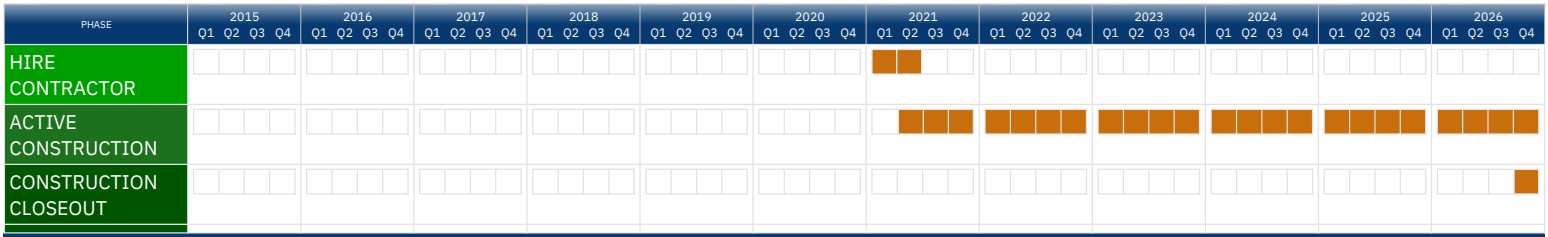

PRIMARY RENOVATIONS P.002598 South Plantation HS - SMART Program Renovations (HVAC)

CURRENT PHASE

5B-Construction

RISK LEVEL

PROJECT UPDATE

A schedule to replace the additional AHU has been created and approved by school management. The occupancy for the portables has been granted. The area is being used as temporary swing space to allow for the replacement of the remaining mechanical and electrical equipment. AHU replacement in room 209 completed.

PROJECT SCOPE

Scope of Work:

1) HVAC Replacement of 12 air handling units in Building 1 plus the addition of 4 FCUs to supply cooling and ventilation to the un-conditioned vestibule within Building 1.

2) Electrical upgrades to support all of the HVAC improvements including electrical re-heats.

BUDGET

	Current Budget	Actuals	Remaining Budget
Construction	$1,811,941	$1,032,078	$779,863
Contingency	$62,909	$0	$62,909
Project Total:	**$1,874,850**	**$1,032,078**	**$842,772**

FLAG:

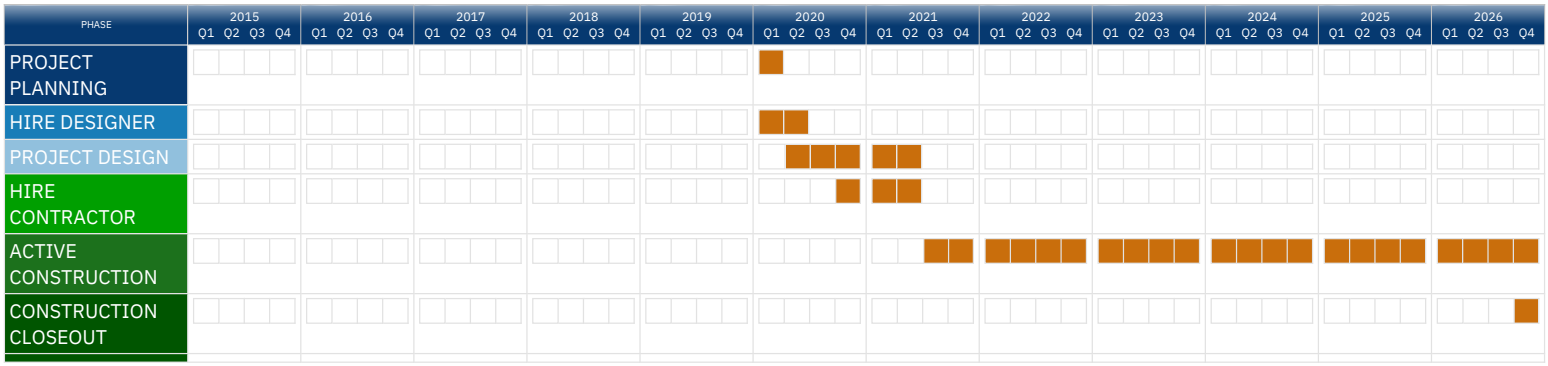

South Plantation High School

Address 1300 PALADIN WAY, PLANTATION 33317
Board District: 6
ADEFP Budget: $12,604,632

Location Num: 2351
Board Member: Brenda Fam, Esq
Total Facilities Budget (Sum of Projects): $12,876,284

PRIMARY RENOVATIONS P.002844 South Plantation HS - SMART 10 Modular Classrooms

CURRENT PHASE

8-Financial Closeout

RISK LEVEL

No Risk

PROJECT UPDATE

This reporting period will remain the same. A CI was submitted by the portable rental company - in PM review step,

The A/E is tied into the CIV portion of this project therefore, their PO will remain open this reporting period. The portable rental company submitted an invoice which was paid.

OEF 110B was executed by the BD on 11/5/2024
OEF 209 was executed by the BD on 12/5/2024

PROJECT SCOPE

Modular Classrooms Swing Space for GOB

BUDGET

	Current Budget	Actuals	Remaining Budget
Pre Construction	$77,910	$72,588	$5,322
Construction	$1,245,294	$1,245,073	$221
Contingency	$155,616	$0	$155,616
Project Total:	**$1,478,820**	**$1,317,661**	**$161,159**

FLAG:

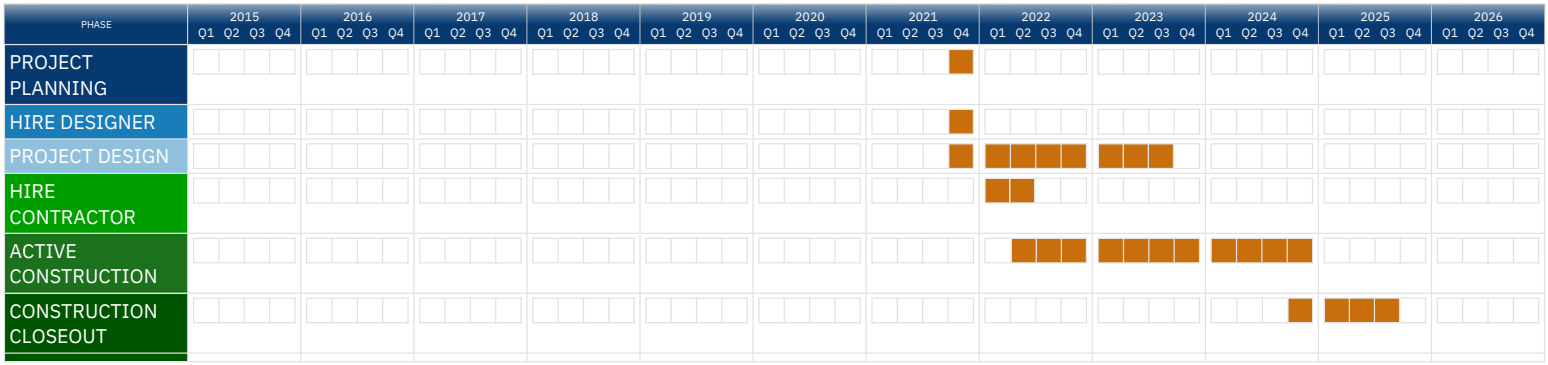

South Plantation High School

Address 1300 PALADIN WAY, PLANTATION 33317
Board District: 6
ADEFP Budget: $12,604,632

Location Num: 2351
Board Member: Brenda Fam, Esq
Total Facilities Budget (Sum of Projects): $12,876,284

PRIMARY RENOVATIONS P.002844-CIV South Plantation HS - SMART Modular Classrooms Civil Work

CURRENT PHASE

8-Financial Closeout

RISK LEVEL

No Risk

PROJECT UPDATE

This reporting phase will change. The GC submitted their CI for final payment which is in CM review step.

Previous reporting period: This project does not require a OEF 110B and OEF 209.
All inspections have passed and the the Certificate of completion - COC was executed by the building department on 12/5/2024
Pending PCO-2 - for the reroute of the water supply connection, which extends the proposed water service 140 LF to an existing, metered waterline.

PROJECT SCOPE

Modular Classrooms Swing Space for GOB

BUDGET

	Current Budget	Actuals	Remaining Budget
Construction	$180,000	$180,000	$0
Project Total:	**$180,000**	**$180,000**	**$0**

FLAG:

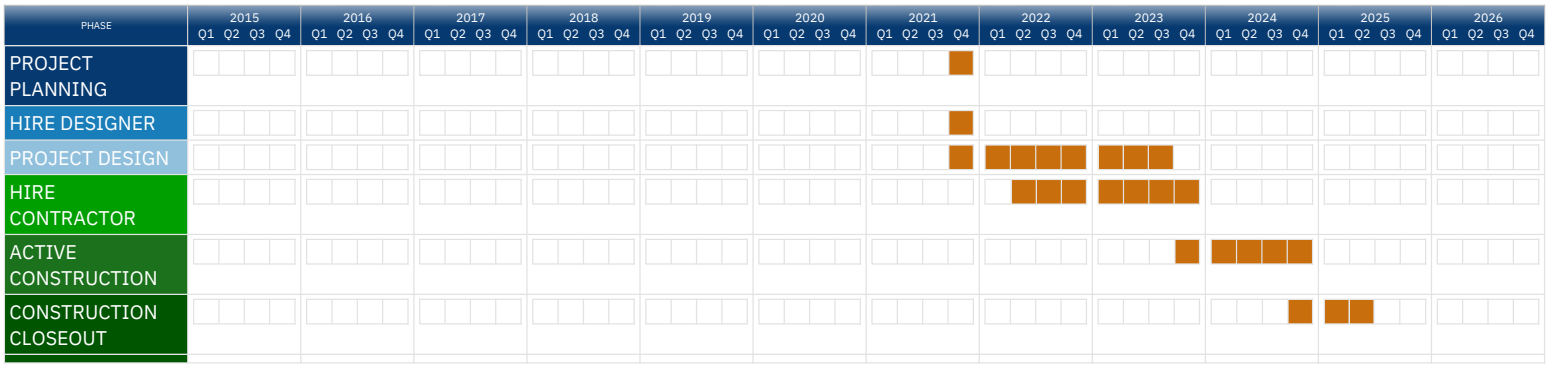

AECOM ATKINS

BROWARD County Public Schools

Stirling Elementary School

Address 5500 STIRLING ROAD, HOLLYWOOD 33021
Board District: 1
ADEFP Budget: $4,808,295

Location Num: 0691
Board Member: Maura McCarthy Bulman
Total Facilities Budget (Sum of Projects): $6,376,295

PRIMARY RENOVATIONS P.001905 Stirling ES - SMART Program Renovations

CURRENT PHASE

6-Substantial Completion

RISK LEVEL

PROJECT UPDATE

The 110b has been submitted the the Building Department.

The destructive sampling was performed, there is visible mold present on the back side of sample extractions. PMOR requested the report from the testing agency. The lab results were emailed to the PMOR. They were forwarded to the Surety for their review as requested.

PROJECT SCOPE

Re-Roofing: Buildings 1, 3, 4, 5, 6, & 7.
Paint: Building 85.
Window Replacement: Buildings 1, 3, 4 & 5.
HVAC Improvements: AHU Buildings 1, 3, 4 & 5, Circulating Pumps Building 1, and Condenser Unit Building 3.

BUDGET

	Current Budget	Actuals	Remaining Budget
Pre Construction	$428,353	$364,698	$63,655
Construction	$3,742,746	$3,679,443	$63,303
Contingency	$2,205,196	$0	$2,205,196
Project Total:	**$6,376,295**	**$4,044,141**	**$2,332,154**

FLAG:

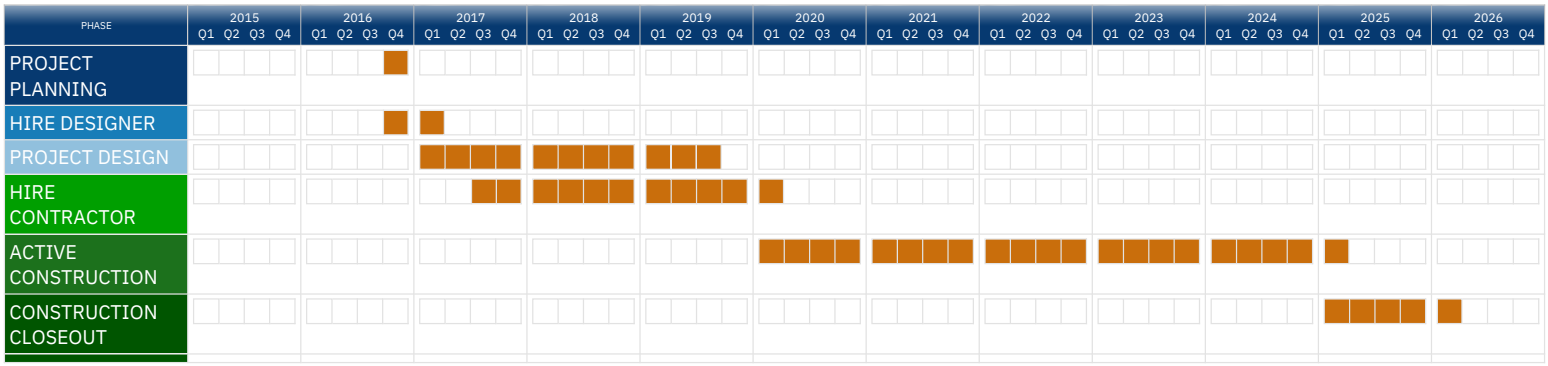

Stranahan High School

Address 1800 SW 5 PLACE, FORT LAUDERDALE 33312
Board District: 3
ADEFP Budget: $47,183,091

Location Num: 0211
Board Member: Sarah Leonardi
Total Facilities Budget (Sum of Projects): $28,596,234

PRIMARY RENOVATIONS P.001683 Stranahan HS - SMART GOB Renovations

CURRENT PHASE

5B-Construction

RISK LEVEL

PROJECT UPDATE

-No activity. The CMAR for this project was terminated and the project closed. All future work is being conducted by a CSMP contractor under P.001683-RC1.

PROJECT SCOPE

-NTP: 8/31/18, SC: 1/15/21
-Roofing Replacement for Buildings 1, 2, 3, 4, 8, 9, 10, 11, 13, 14, 17,18, 20, 21, and 22.
-Air Handler Replacements in Buildings 1, 2, 4, 5, 6, 7, 9, 10, 13, 14, 17, and 21.
-Fire Alarm Complete Replacement of Campus.
-Electrical Improvements to the main Switch Doghouses on-site.
-Media Center (MC) and STEM lab improvements in Buildings 4, 6, 20, and 23.
-Fire Sprinkler additions to Buildings 1, 2, and 9.

BUDGET

	Current Budget	Actuals	Remaining Budget
Pre Construction	$1,537,271	$1,503,384	$33,887
Construction	$24,753,233	$22,100,846	$2,652,387
Contingency	$805,730	$0	$805,730
Project Total:	**$27,096,234**	**$23,604,230**	**$3,492,004**

FLAG:

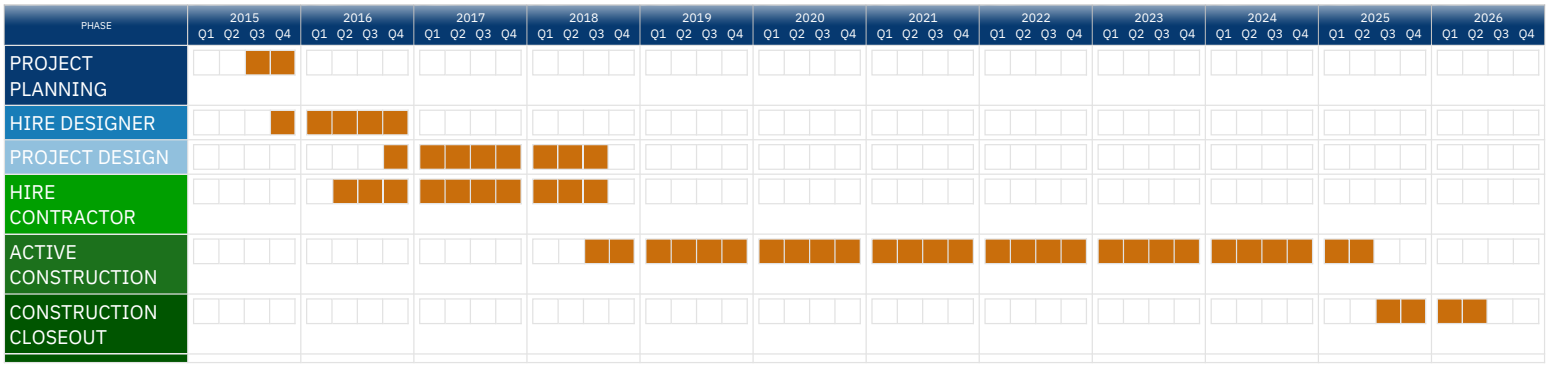

Stranahan High School

Address 1800 SW 5 PLACE, FORT LAUDERDALE 33312
Board District: 3
ADEFP Budget: $47,183,091

Location Num: 0211
Board Member: Sarah Leonardi
Total Facilities Budget (Sum of Projects): $28,596,234

PRIMARY RENOVATIONS P.001683-RC1 Stranahan HS - SMART Roofing Bldgs 2A, 2B, 2C, 8 & 9

CURRENT PHASE

5B-Construction

RISK LEVEL

PROJECT UPDATE

Below is the current construction status:
-Roofing construction has been completed and has passed all final inspections.
-The Building 6 Kiln Room is nearing completion, pending fabrication and installation of the outside ADA handrail and installation of one heat sensor. The handrail shop drawings were approved on 3/17/25 and the handrail is currently being fabricated. Both the handrail and heat sensor should also be installed in April 2025.
-The GC is addressing all open/failed inspections. The Electrical Final cannot pass until the Building Dept. approves the pre-existing fire alarm wiring. This issue is currently being addressed by PMOR and the Building Dept.

PROJECT SCOPE

Reroofing Bldgs 2A, 2B, 2C, 8, & 9; Demo/Consruction of Bldg 6 Kiln Room; and Installation of the Bldg 4 exfiltration system. The Board terminated the former CMAR on 8/8/23 (P.001683). A new CSMP GC has been selected to complete the work.

BUDGET

	Current Budget	Actuals	Remaining Budget
Pre Construction	$5,000	$5,000	$0
Construction	$1,371,939	$1,193,136	$178,803
Contingency	$123,061	$0	$123,061
Project Total:	**$1,500,000**	**$1,198,136**	**$301,864**

FLAG:



Sunrise Middle School

Address 1750 NE 14 STREET, FORT LAUDERDALE 33304
Board District: 3
ADEFP Budget: $7,173,049

Location Num: 0251
Board Member: Sarah Leonardi
Total Facilities Budget (Sum of Projects): $6,656,050

PRIMARY RENOVATIONS P.001819 Sunrise MS - SMART Program Renovations

CURRENT PHASE

8-Financial Closeout

RISK LEVEL

No Risk

PROJECT UPDATE

No changes this reporting period. This project has several pending PCOs to be addressed. The A/E submitted time extension and change order added value. These are in the cue for processing.

An email was sent to counsel requesting to submit a CLPO to the A/E to close this PO.

The 110B has been fully executed 11/30/2022.
The certificate of final inspection OEF 209 was executed by the building department 09/25/2024- turned over to the board doc team

PROJECT SCOPE

Re-Roofing and Roof Top Equipment: Buildings 1, 2, 3, 4, 5, 6, 7, 8, 9, 10, 11, 12, 13, 15 & 16
Electrical Improvements: Covered Walkway Lighting, Replace Building Mounted Lighting, Emergency Exit Signs, New Disconnect and Fire Alarm Devices, and New Wiring for new Equipment.
Replace exterior Dry Type XFMR: Building 4
HVAC Improvements: Buildings 1 (1-AHU), 1 - Gymnasium (Supply Fans), and 4 (2-AHU),
Safety / Security Upgrade

BUDGET

	Current Budget	Actuals	Remaining Budget
Pre Construction	$229,269	$226,141	$3,128
Construction	$6,209,899	$6,198,801	$11,098
Contingency	$216,882	$0	$216,882
Project Total:	**$6,656,050**	**$6,424,942**	**$231,108**

FLAG:

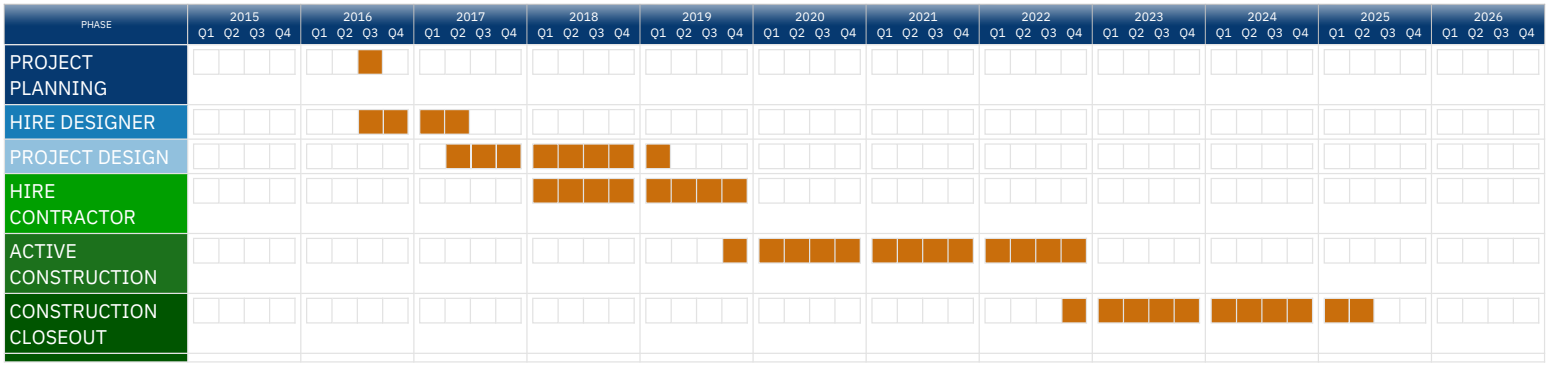

AECOM ATKINS

BROWARD County Public Schools

Sunshine Elementary School

Address 7737 W LASALLE BOULEVARD, MIRAMAR 33023
Board District: 2
ADEFP Budget: $4,382,232

Location Num: 1171
Board Member: Rebecca Thompson
Total Facilities Budget (Sum of Projects): $3,948,449

PRIMARY RENOVATIONS P.002079 Sunshine ES - SMART Program Renovations

CURRENT PHASE

7-Final Completion

RISK LEVEL

No Risk

PROJECT UPDATE

No changes this reporting period. The GC submitted their invoice to close their portion of this PO. The A/E pending the walkthrough scheduled for April 2025. An email was sent to request a vendor to close their PO. PMOR was sent an email requesting update on the claim letter submitted by the GC.

The OEF 209 was processed afterwards the GC submitted a CO for the AT&T communication board situated in the electrical room of Bldg. 3 is unforeseen and it not depicted in the drawings. This is pending in ORPM court.

The OEF 110B was executed by the BD on 11.16.2024
The OEF 209 was executed by the BD on 11.26.2024

PROJECT SCOPE

Fire Alarm Panel Replacement
HVAC Improvements: Buildings 1 (AHU, Controls, & Distribution System), 2 (Exhaust Fan), 4 (Backdraft Dampers)8 (Exhaust Fan), 9 (Exhaust Fans, & HVAC Controls), & 14 (Exhaust Fan).
Demolish Building: Building 3 (Bid alternate 1).
Roofing Roof: Building 4, 10, 11, and 13.
Fire Sprinkler System: Building 4.
Building Expansion Joint Replacement: Building 4.

BUDGET

	Current Budget	Actuals	Remaining Budget
Pre Construction	$194,448	$175,046	$19,402
Construction	$3,608,314	$3,595,881	$12,433
Contingency	$145,687	$0	$145,687
Project Total:	**$3,948,449**	**$3,770,927**	**$177,522**

FLAG:

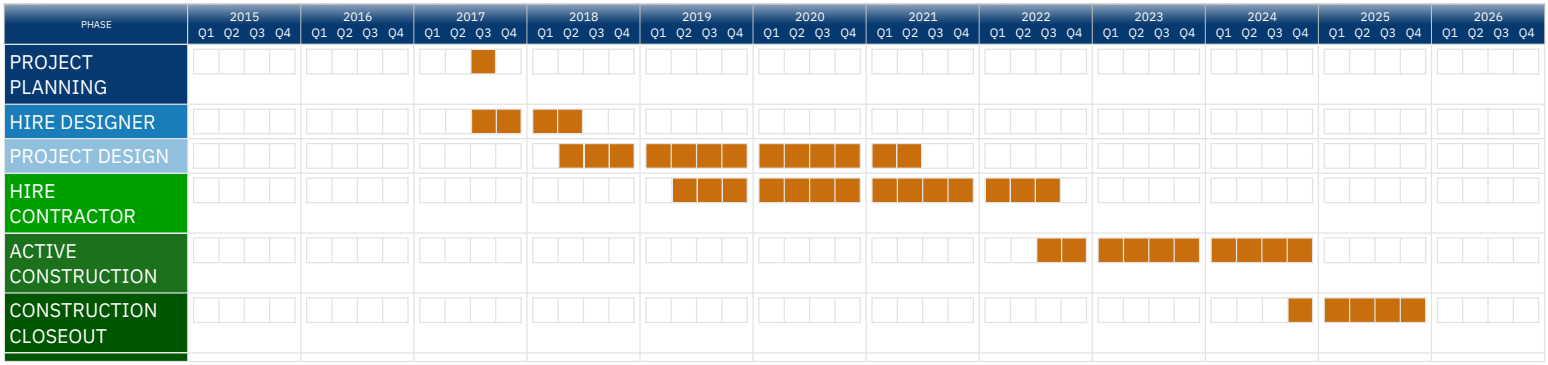

AECOM ATKINS

BROWARD County Public Schools

Tamarac Elementary School

Address 7601 N UNIVERSITY DRIVE, TAMARAC 33321
Board District: 4
ADEFP Budget: $3,524,094

Location Num: 2621
Board Member: Lori Alhadeff
Total Facilities Budget (Sum of Projects): $3,151,318

PRIMARY RENOVATIONS P.001724 Tamarac ES - SMART Program Renovations

CURRENT PHASE

8-Financial Closeout

RISK LEVEL

No Risk

PROJECT UPDATE

This reporting phase will not change. The A/E submitted a DCO ATP 4 for extension CA this is pending to in final negotiation to close the PO. All other instances have been completed.

Prior reporting period: The PM is reviewing the fee breakdown when they are completed it will go to entitlement. The GC has submitted the closeout binder for A/E review and approval.

The OEF 110B was executed on 7/18/2023
The OEF 209 was executed by the BD on 10/02/2023

PROJECT SCOPE

Aluminum Canopy Renovation & Replacement of Lighting
Electrical Improvements: Buildings 1, 2, 3, 4, & 6
HVAC Replacements: Buildings 1, 4 & 9
Reroofing: Building 6
Test & Balance: Buildings 1, 2, 3, 4, 6 & 7

BUDGET

	Current Budget	Actuals	Remaining Budget
Pre Construction	$427,848	$365,846	$62,002
Construction	$1,835,809	$1,372,264	$463,545
Contingency	$42,661	$0	$42,661
Project Total:	**$2,306,318**	**$1,738,110**	**$568,208**

FLAG:

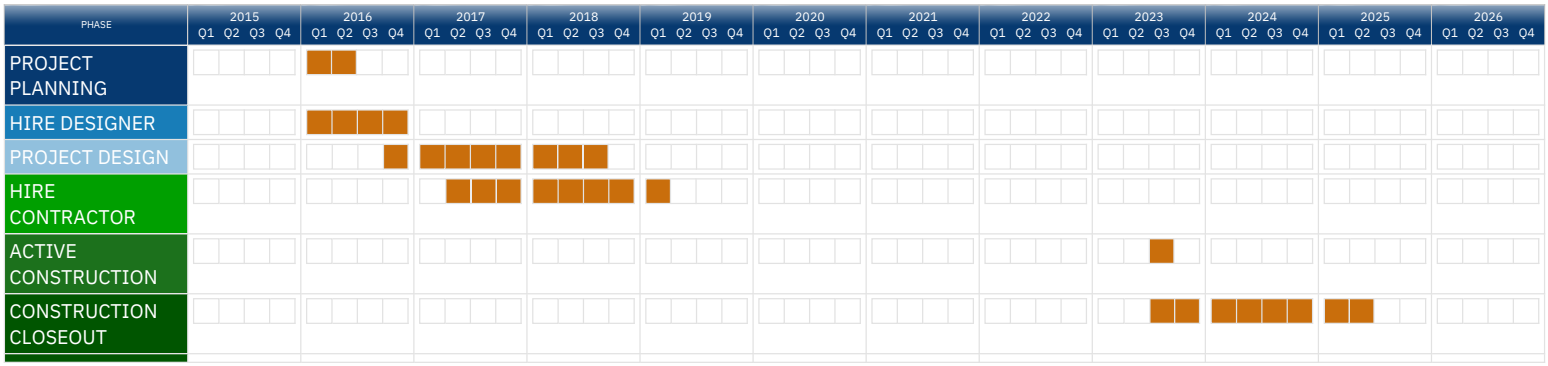

AECOM ATKINS

BROWARD County Public Schools

Tamarac Elementary School

Address 7601 N UNIVERSITY DRIVE, TAMARAC 33321
Board District: 4
ADEFP Budget: $3,524,094

Location Num: 2621
Board Member: Lori Alhadeff
Total Facilities Budget (Sum of Projects): $3,151,318

PRIMARY RENOVATIONS P.002874 Tamarac ES - SMART Fire Protection Building 1

CURRENT PHASE

5B-Construction

RISK LEVEL

PROJECT UPDATE

The installation phase of the fire suppression system is 100% Complete.
All Rough inspections passed.
Final Electrical Inspection passed.
Pending Final Fire Protection and Building Inspections.
All fire sprinkler heads and overhead piping are in place, the trenching has been completed, and the connection to the fire main is established and covered.
The DDCV has also been successfully installed.

PROJECT SCOPE

New Fire Protection system installation in Building 1

BUDGET

	Current Budget	Actuals	Remaining Budget
Pre Construction	$2,470	$1,645	$825
Construction	$807,530	$781,170	$26,360
Contingency	$35,000	$0	$35,000
Project Total:	**$845,000**	**$782,815**	**$62,185**

FLAG: SCHEDULE, Reason: Unforeseen Condition



AECOM ATKINS

BROWARD County Public Schools

Tedder Elementary School

Address 4157 NE 1 TERRACE, DEERFIELD BEACH 33064
Board District: 7
ADEFP Budget: $4,510,615

Location Num: 0571
Board Member: Nora Rupert
Total Facilities Budget (Sum of Projects): $4,215,616

PRIMARY RENOVATIONS P.001808 Tedder ES - SMART Program Renovations

CURRENT PHASE

5B-Construction

RISK LEVEL

PROJECT UPDATE

The project is moving forward, but there are some delays. The underground connection for the fire alarm system is still pending, and the underground fire alarm for PCO 14-19 has been denied due to no entitlement. Building 19 is being de-scoped. The contractor is actively addressing and resolving all failed inspections while continuing the installation of fire alarm conduits, wiring, and devices in Building 16.
An ATP has been generated to process the descoping of the project scope for Building #19. The contractor is working on scheduling the FA programming with BASS.
An ATP has been issued to the A/E to develop the descoping plans for Building 19. The contractor is also required to restore all the sod as requested by the Principal.

PROJECT SCOPE

Re-Roofing: Buildings 8 & 14
Exterior Paint: Buildings 8, 13, 14, 15, & 19
HVAC/Electrical Improvements: Buildings 13, 14, 15, & 19
Exterior Concrete/CMU/Stucco Repair: Building 16
Main Office-Replace fire alarm panel (asbestos walls)

BUDGET

	Current Budget	Actuals	Remaining Budget
Pre Construction	$527,445	$518,795	$8,650
Construction	$3,660,666	$3,279,907	$380,759
Contingency	$27,505	$0	$27,505
Project Total:	**$4,215,616**	**$3,798,702**	**$416,914**

FLAG: SCHEDULE, Reason: Owner Delay

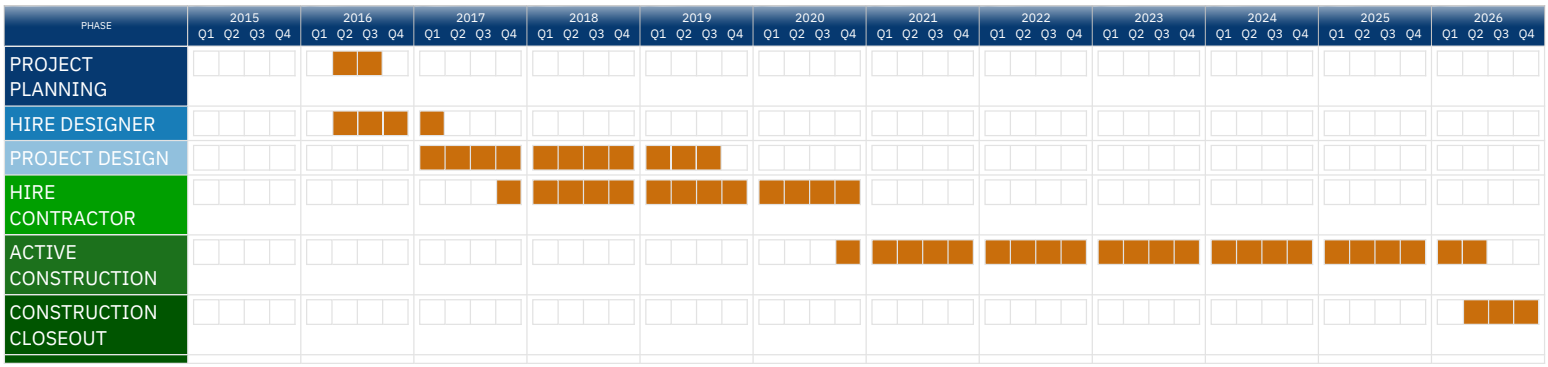

Tequesta Trace Middle School

Address 1800 INDIAN TRACE, WESTON 33326
Board District: 6
ADEFP Budget: $11,638,356

Location Num: 3151
Board Member: Brenda Fam, Esq
Total Facilities Budget (Sum of Projects): $10,376,160

PRIMARY RENOVATIONS P.002042 Tequesta Trace MS - SMART Program Renovations

CURRENT PHASE

5B-Construction

RISK LEVEL

PROJECT UPDATE

- There was a meeting with the Building Department/AE/EOR/GC/AECOM regarding the issue with ASI #4 (which is to descope the fan coil unit fans). Per the meeting, the AE needs to bring everything up to code and can't descope the fans without a solution to compensate for what was not installed but was approved on ASI #2. AE/EOR needs to review the drawing for ASI #2 and confirm it is still good for the fans' work, and GC needs to provide the estimate for that work. PCO submitted this week.

PROJECT SCOPE

Re-roofing: Buildings 1, 2, 3, 4, 5, 6, 7, 8, 9, 10, 11, 12, 13, 14, 15, 16, 17 & 18.
Windows and Aluminum Covered Walkway Renovation
Electrical Improvements (panel boards and canopy lights replacements, and MEP roof equipment connections): Buildings 1 & 3.
Fire Alarm System Replacement: Campus-wide
HVAC Improvements- Components Replacement. MEP Roof Coordination.

BUDGET

	Current Budget	Actuals	Remaining Budget
Pre Construction	$435,891	$369,439	$66,452
Construction	$9,356,504	$9,259,666	$96,838
Contingency	$583,765	$0	$583,765
Project Total:	**$10,376,160**	**$9,629,105**	**$747,055**

FLAG:

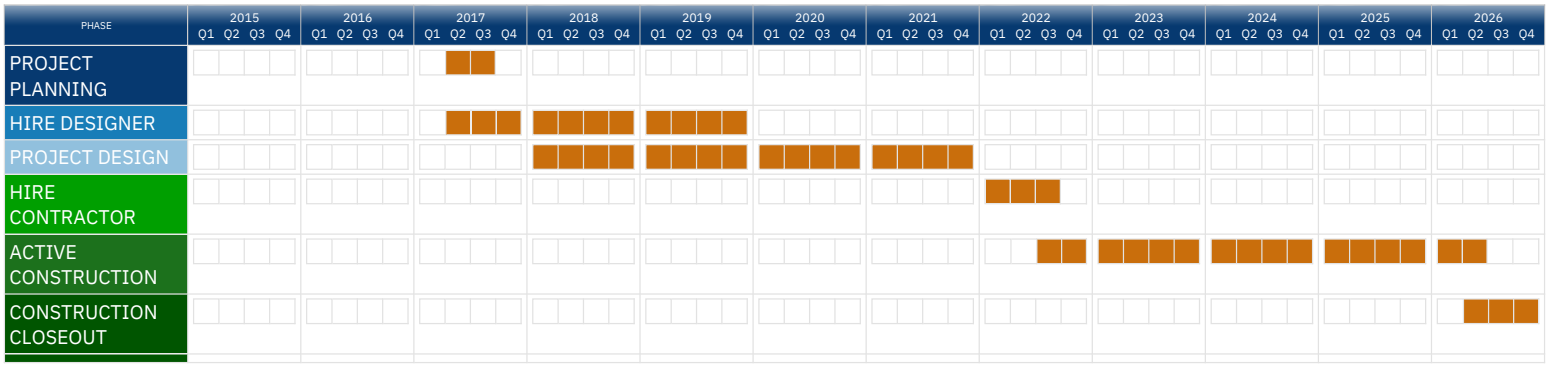

AECOM ATKINS

BROWARD County Public Schools

The Quest Center

Address 6401 CHARLESTON STREET, HOLLYWOOD 33024
Board District: 1
ADEFP Budget: $1,912,951

Location Num: 1021
Board Member: Maura McCarthy Bulman
Total Facilities Budget (Sum of Projects): $1,823,000

PRIMARY RENOVATIONS P.001892 The Quest Center - SMART Program Renovations

CURRENT PHASE

5B-Construction

RISK LEVEL

PROJECT UPDATE

As of 3/31/25:

IN PROGRESS 1. A coordination meeting was conducted with the PMOR, APM, AE, Plans Reviewer, EOR to discuss all pending building department comments prior to submitting final draft for review and approval.

IN PROGRESS 2. GC has prepared shop drawing showing additional devices as requested by Building Inspector for review by the Bldg Dept.

IN PROGRESS 3. GC has submitted PCO-10 for additional fire alarm devices to be submitted for entitlement.

PROJECT SCOPE

HVAC improvements: Buildings 1, 2, 3, & 4
Fire Alarm Improvements: Building 1
Electrical Upgrades: Building 1, 2, 3, & 4

BUDGET

	Current Budget	Actuals	Remaining Budget
Pre Construction	$157,303	$143,099	$14,204
Construction	$1,665,697	$1,565,774	$99,923
Project Total:	**$1,823,000**	**$1,708,873**	**$114,127**

FLAG: SCHEDULE, Reason: Errors and Omissions

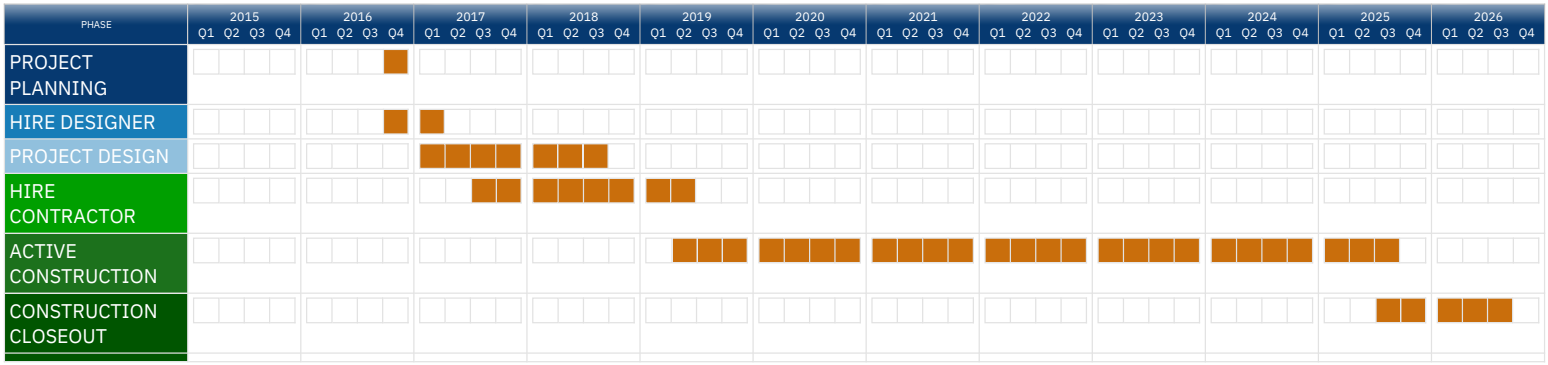

Thurgood Marshall Elementary School

Address 800 NW 13 STREET, FORT LAUDERDALE 33311
Board District: 5
ADEFP Budget: $4,725,433

Location Num: 3291
Board Member: Dr. Jeff Holness
Total Facilities Budget (Sum of Projects): $4,426,433

PRIMARY RENOVATIONS P.001674 Thurgood Marshall ES - SMART Program Renovations

CURRENT PHASE

8-Financial Closeout

RISK LEVEL

No Risk

PROJECT UPDATE

No changes this reporting period. The A/E was informed to submit 50% of the warranty line-item. There are no other instances pending on this PO. The final warranty walkthrough is scheduled for July 2025.

The closeout binder was submitted the GC submitted their final PDF as-builts the A/E informed the team that they are in the process of getting their CAD submitted. The A/E was asked to bill for a few line-items including 50% of the warranty line.

The GC requested an extension of 200 days to avoid LDs. This is being reviewed with the ORPM and scheduler.
CO-4 was approved and the OEF 209 was turned over to the board doc team.

The 110b was executed by the BD on 08/20/2024
The OEF 209 was executed by the BD on 09/23/2024

PROJECT SCOPE

- Re-roofing of Buildings 1 - 6
- Repair aluminum covered walkways
- Remodel (2) ADA Restrooms in Building 1B
- Replacement of (1) Chiller in Building 1B, (2) Cooling Towers in Building 1, (8) Chilled water central station Air Handler Units, (12) electronic duct heaters, (9) stand-alone Air Handler Unit Controllers, (1) DX Split System Central Station Air Handler Unit
- Addition of (1) Refrigerant Monitor System in Chiller Room
- Remove and Reinstall (4) Exhaust Fans, (1) Kitchen Grease Fan, (1) Kitchen Grease Hood Supply Air Fan, (6) Exhaust Air Vents, (7) Outside Air Intake Vents
- Replace (4) DX Package Wall Mounted Air Conditioning Units
- Replacement of Breakers, Disconnect Switch, AHU & Condensing Unit Conduit, and Wiring
- Electrical for Chillers, Pumps, Cooling Towers

BUDGET

	Current Budget	Actuals	Remaining Budget
Pre Construction	$178,664	$143,493	$35,171
Construction	$4,105,564	$4,105,564	$0
Contingency	$142,205	$0	$142,205
Project Total:	**$4,426,433**	**$4,249,057**	**$177,376**

FLAG:

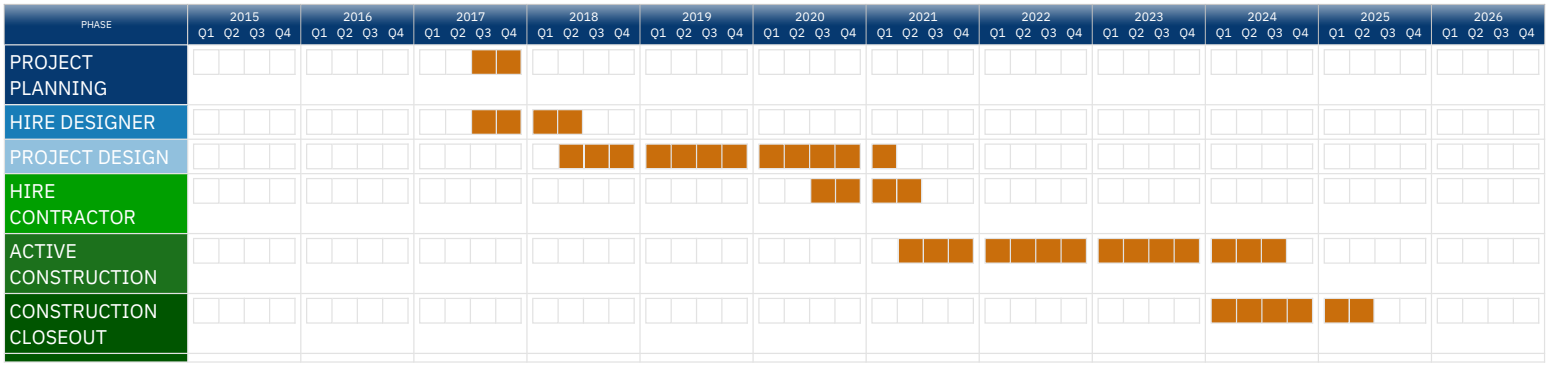

AECOM ATKINS

BROWARD County Public Schools

Tropical Elementary School

Address 1500 SW 66 AVENUE, PLANTATION 33317
Board District: 6
ADEFP Budget: $1,971,977

Location Num: 0731
Board Member: Brenda Fam, Esq
Total Facilities Budget (Sum of Projects): $1,590,085

PRIMARY RENOVATIONS P.001904 Tropical ES - SMART Program Renovations

CURRENT PHASE

5B-Construction

RISK LEVEL

PROJECT UPDATE

The Contractor has submitted a new fire alarm subcontractor for approval. They also finished the remaining Punch List items in the restrooms.

PPO cleared the fire alarm panel error messages.

PROJECT SCOPE

Roofing Improvement: Buildings 2 & 85.
Fire Alarm Upgrades Campus-wide.
Media Center Improvements (including new flooring, wall paint, and FF&E).
Restroom Renovations (including new fixtures, floor, and wall tiles).
Test and Balance in all mechanical units.

BUDGET

	Current Budget	Actuals	Remaining Budget
Pre Construction	$151,595	$133,366	$18,229
Construction	$1,397,950	$1,317,819	$80,131
Contingency	$40,540	$0	$40,540
Project Total:	**$1,590,085**	**$1,451,185**	**$138,900**

FLAG: SCHEDULE, Reason: Contractor Delay

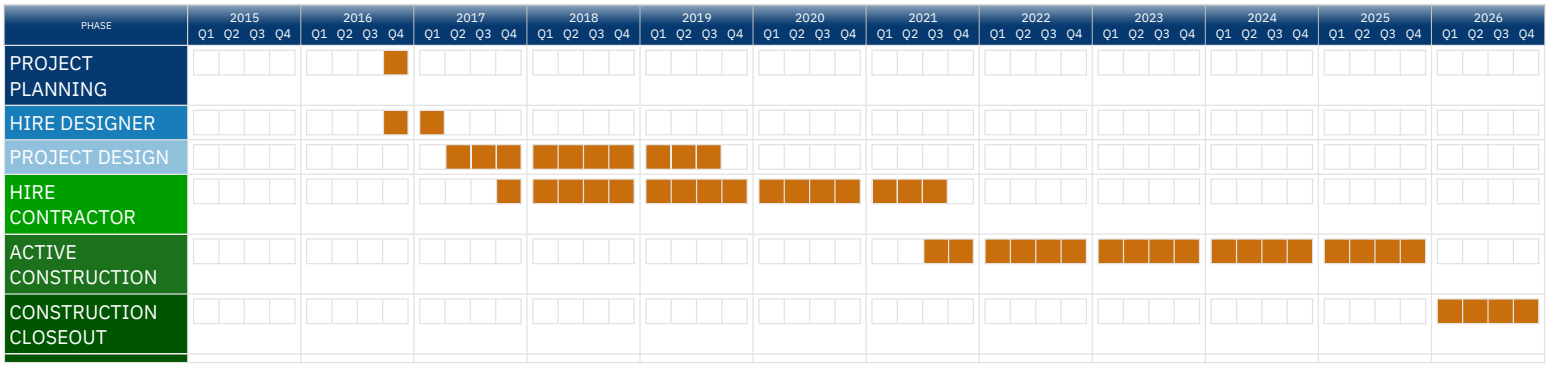

AECOM ATKINS

BROWARD County Public Schools

Village Elementary School

Address 2100 NW 70 AVENUE, SUNRISE 33313
Board District: 5
ADEFP Budget: $1,703,471

Location Num: 1621
Board Member: Dr. Jeff Holness
Total Facilities Budget (Sum of Projects): $1,336,189

PRIMARY RENOVATIONS P.001952 Village ES - SMART Program Renovations

CURRENT PHASE

5B-Construction

RISK LEVEL

PROJECT UPDATE

1. AECOM management and A/E representatives met with District Legal for mediation with GC attorney.

PROJECT SCOPE

Roofing Improvements: Building 9 and 7.
Fire Alarm Upgrade: Campus-wide.
Test and Balance in all mechanical units throughout the school to identify deficiencies.
Media Center Improvements (including new floor, wall paint, and FFE).

BUDGET

	Current Budget	Actuals	Remaining Budget
Pre Construction	$112,750	$97,345	$15,405
Construction	$1,156,240	$1,090,684	$65,556
Contingency	$67,199	$0	$67,199
Project Total:	**$1,336,189**	**$1,188,029**	**$148,160**

FLAG:

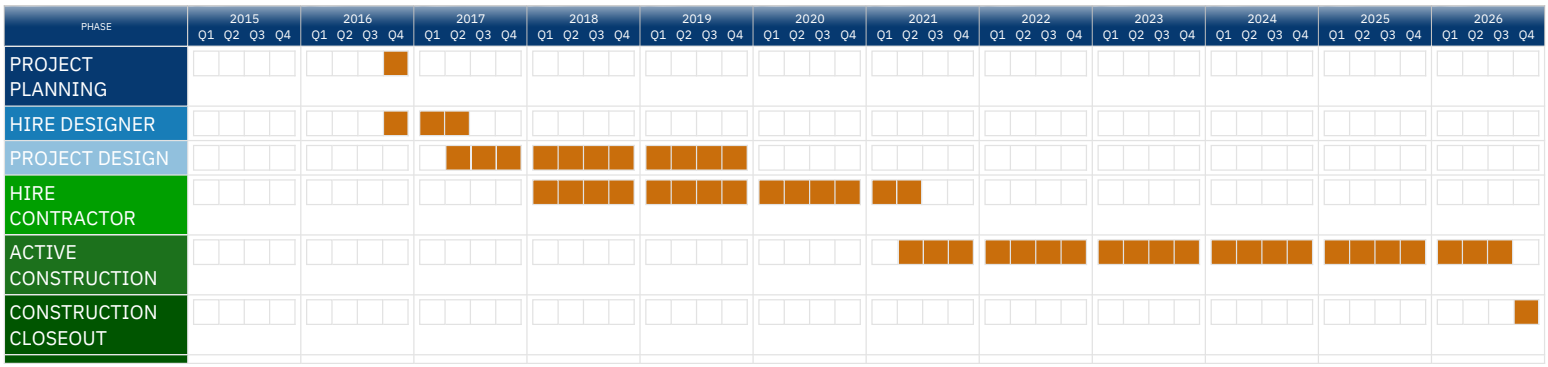

AECOM ATKINS

BROWARD County Public Schools

Virginia Shuman Young Elementary School

Address 101 NE 11 AVENUE, FORT LAUDERDALE 33301
Board District: 3
ADEFP Budget: $5,049,792

Location Num: 3321
Board Member: Sarah Leonardi
Total Facilities Budget (Sum of Projects): $4,628,230

PRIMARY RENOVATIONS P.002000 Virginia Shuman Young ES - SMART Program Renovations

CURRENT PHASE

5B-Construction

RISK LEVEL

PROJECT UPDATE

GC completing fire Alarm rough in above conduits. Building 3, 4, 5, & 6; rough ins at 1, 2, & 7 ongoing
Patching and Fire caulking above ceilings bldg. 3, 4
Redirection of building connectivity alternates being presented to be reviewed, to expedite schedule.

PROJECT SCOPE

Roofing Improvements: Building 1, 2, 3, 4, 5, 6, 7, and 8.
Fire Alarm Replacement: Campus-wide.
Mechanical Improvements: Building 1, 3, 4, 5 & 6 (including Air Handling Units, mini-split, fan coils units).

BUDGET

	Current Budget	Actuals	Remaining Budget
Pre Construction	$186,250	$162,393	$23,857
Construction	$4,224,867	$3,463,174	$761,693
Contingency	$217,113	$0	$217,113
Project Total:	**$4,628,230**	**$3,625,567**	**$1,002,663**

FLAG: SCHEDULE, Reason: Contractor Delay

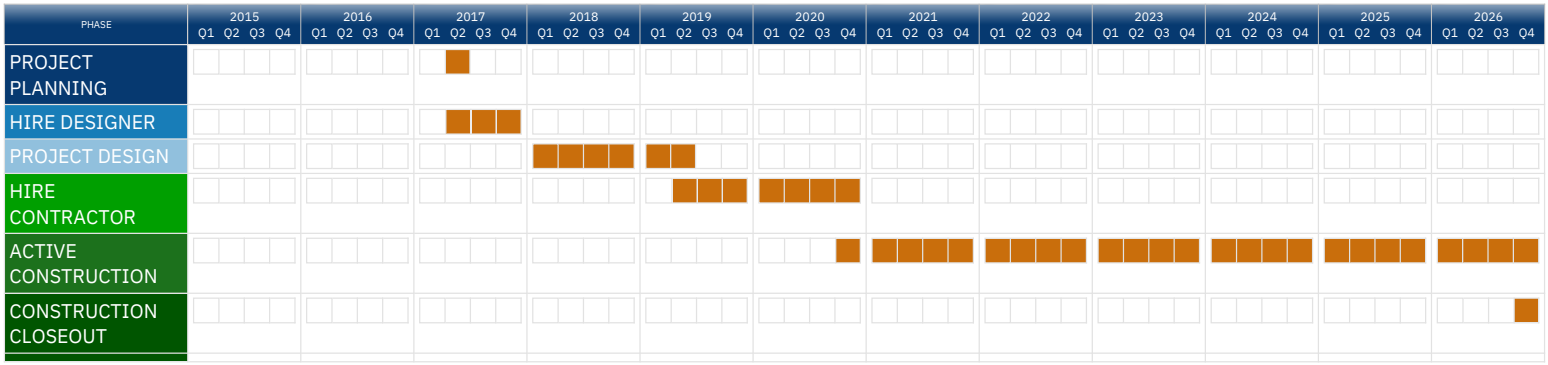

AECOM ATKINS

BROWARD County Public Schools

Walker Elementary School

Address 1001 NW 4 STREET, FORT LAUDERDALE 33311
Board District: 5
ADEFP Budget: $3,711,088

Location Num: 0321
Board Member: Dr. Jeff Holness
Total Facilities Budget (Sum of Projects): $3,450,542

PRIMARY RENOVATIONS P.001938 Walker ES - SMART Program Renovations

CURRENT PHASE

5B-Construction

RISK LEVEL

PROJECT UPDATE

The GC has made very little progress since the meeting between AECOM and GC managers. We elevated the issue of slow performance to GC management, and a site meeting was held on 11/18/24. At that meeting, the GC's fire alarm subcontractor asked questions of the EOR. Some little work was performed on the fire alarm in Bldg. 75 during the 2024 Winter Break. An issue due to the standalone Old Dillard Museum was brought which created a new scope of work. The consultant is in the process of confirming with the manufacturer if the devices previously selected are compatible with the new system. Consultant got redlines from GC and is close to submit the ASI. Notice to Cure was sent to the GC for CCD-2 installation of the guardrails and the completion of the mechanical trade. GC over 2025 spring break did work on the Test & Balance (Mechanical trade), and communicated that will move with the guard-railing. PMOR is working on the Notice to default to the bond.

PROJECT SCOPE

New Fire Alarm
Re-roofing Bldg.5,
HVAC; Replacing 8 units of ventilators in Bldg.1, Replacement of 4 AHUs in Bldg. 5
Test & Balance

BUDGET

	Current Budget	Actuals	Remaining Budget
Pre Construction	$140,232	$130,946	$9,286
Construction	$3,310,310	$3,260,473	$49,837
Project Total:	**$3,450,542**	**$3,391,419**	**$59,123**

FLAG: SCHEDULE, Reason: Contractor Delay

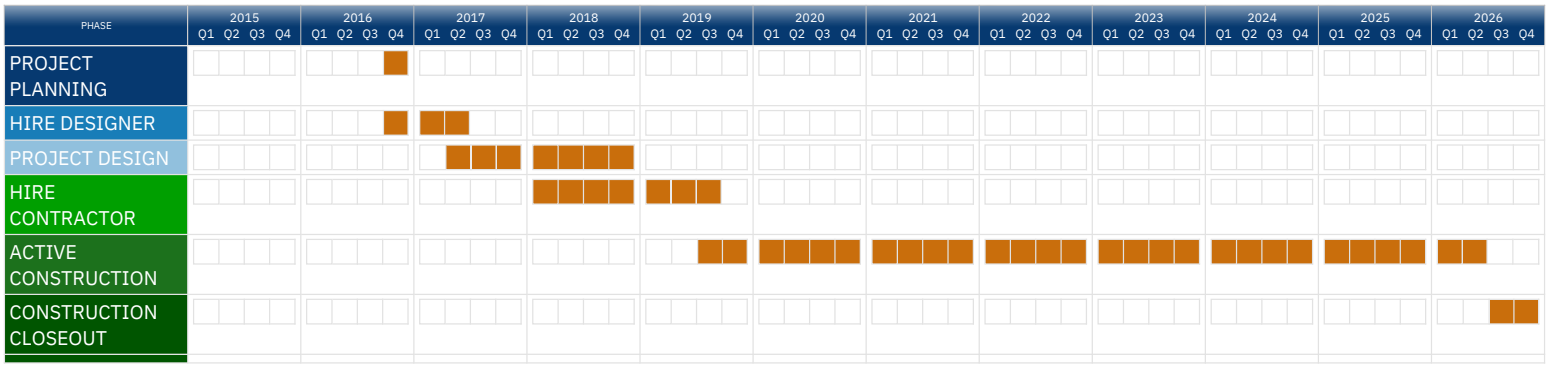

AECOM ATKINS

BROWARD County Public Schools

Walter C. Young Middle School

Address 901 NW 129 AVENUE, PEMBROKE PINES 33028
Board District: 2
ADEFP Budget: $16,569,553

Location Num: 3001
Board Member: Rebecca Thompson
Total Facilities Budget (Sum of Projects): $15,885,560

PRIMARY RENOVATIONS P.002010 Walter C. Young MS - SMART Program Renovations

CURRENT PHASE

6-Substantial Completion

RISK LEVEL

No Risk

PROJECT UPDATE

No changes this reporting period: The PMOR on the CL team will be contacting the GC to address the pending building inspection. The building inspector was scheduled to do the entire project final inspection since the project had already received final inspection. The project has a pending credit PCO for building #2 in A/E court.

PMOR TL has been in contact with the GC. The GC communicated to the building inspector that they will be ready for entire project final inspection in the second week of March 2025. The GC was also contacted to submit billing for a few line items (DOP). The GC has a newly assigned PM and they will be completing the final stages of this project.

Prior reporting period: A teams meeting was held with the PM and GC during this meeting the GC confirmed that they will be scheduling the final inspection once they have done their inhouse walkthrough. All other disciplines have passed entire project. The GC submitted the closeout binder to the A/E for their review.

The 110B was executed on 8/29/2023.
The OEF 209 pending contract adjusted amount once change orders are finalized and entire building final inspection.

PROJECT SCOPE

Re-roofing: Buildings 1 - 14
Window & Door Replacements: Buildings 10 & 16
HVAC Improvements: Buildings 1 - 13
Electrical Improvements (HVAC related): Buildings 1 - 13
Painting: Buildings 1 - 3, 6 - 10, 13, 16

BUDGET

	Current Budget	Actuals	Remaining Budget
Pre Construction	$777,350	$708,959	$68,391
Construction	$13,921,427	$13,675,023	$246,404
Contingency	$1,186,783	$0	$1,186,783
Project Total:	**$15,885,560**	**$14,383,982**	**$1,501,578**

FLAG:

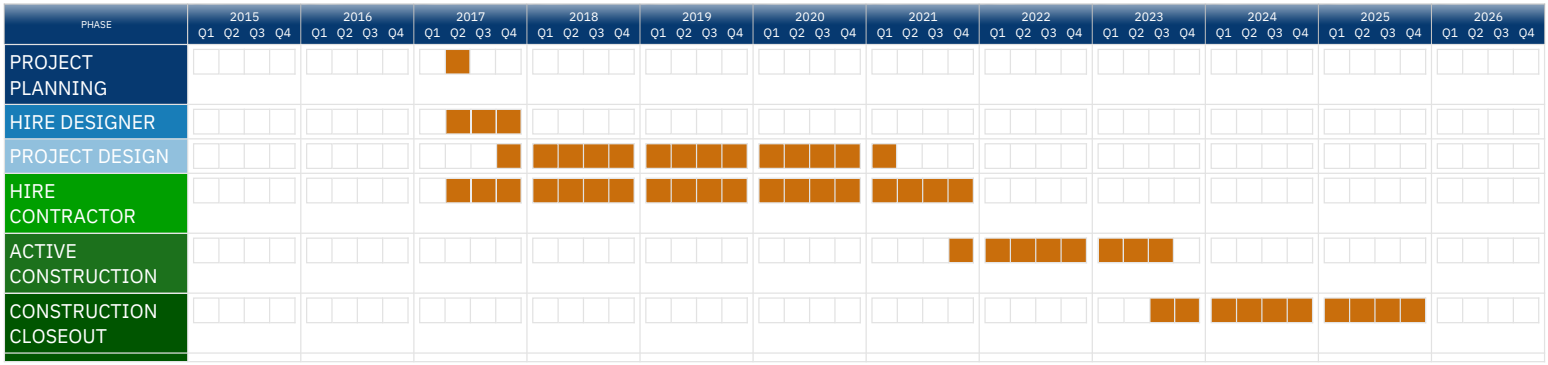

AECOM ATKINS

BROWARD County Public Schools

Welleby Elementary School

Address 3230 NOB HILL ROAD, SUNRISE 33351
Board District: 5
ADEFP Budget: $5,321,964

Location Num: 2881
Board Member: Dr. Jeff Holness
Total Facilities Budget (Sum of Projects): $3,061,590

PRIMARY RENOVATIONS P.002114 Welleby ES - SMART Program Renovations

CURRENT PHASE

5B-Construction

RISK LEVEL

PROJECT UPDATE

The punch list is complete.
We have the new fire alarm certification from the subcontractor.
The elevator recall function is in place.

PROJECT SCOPE

Re-roofing at Buildings 1, 2, 3, 4, 5, & 6.
Repair Aluminum Covered Walkways
Replace Windows: Building 6.
Electrical Improvements: Buildings 1, 2, 3, 4, 5, 6, & 85.
Fire Alarm System Replacement: Campus-wide.
Fire Sprinklers: Buildings 1, and Site
HVAC Improvements - Components Replacement: Buildings 1, 2 & 3. and Test & Balance at Buildings 3, 4 & 85.

BUDGET

	Current Budget	Actuals	Remaining Budget
Pre Construction	$288,549	$250,699	$37,850
Construction	$2,559,372	$2,404,425	$154,947
Contingency	$213,669	$0	$213,669
Project Total:	**$3,061,590**	**$2,655,124**	**$406,466**

FLAG: SCHEDULE, Reason: Owner Delay

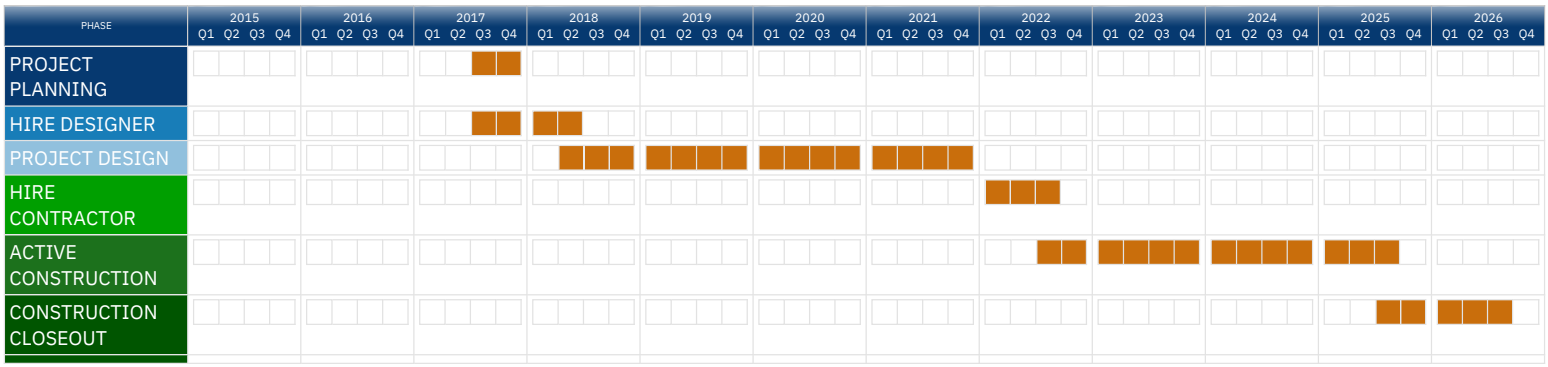

AECOM ATKINS

BROWARD County Public Schools

West Hollywood Elementary School

Address 6301 HOLLYWOOD BOULEVARD, HOLLYWOOD 33024
Board District: 1
ADEFP Budget: $4,240,152

Location Num: 0161
Board Member: Maura McCarthy Bulman
Total Facilities Budget (Sum of Projects): $3,910,160

PRIMARY RENOVATIONS P.001794 West Hollywood ES - SMART Program Renovations

CURRENT PHASE

8-Financial Closeout

RISK LEVEL

No Risk

PROJECT UPDATE

No changes this reporting period. The DCO submitted by the A/E is in negotiation with legal counsel.

The comment submitted by the reviewer to submit a proposal letter and a fee breakdown with the correct multiplier. To also submit the work performed during the days they are requesting. his is in the ORPM & Entitlement court for review. The A/E attended all the warranty walkthroughs and was informed to submit an invoice for the warranty amount.

The 110B was executed on 6/15/2023.
The certificate of final inspection OEF 209 was executed by the building department on 10/18/2024 and was turned over to the board doc team.

PROJECT SCOPE

HVAC Improvements inclusive of (33) FCU, (2) AHU, and (2) air-cooled chiller replacements and installation of (4) new split units, Campus-wide Fire Alarm Replacement, Building Envelope Improvements inclusive of exterior painting and window replacement.

BUDGET

	Current Budget	Actuals	Remaining Budget
Pre Construction	$382,193	$343,211	$38,982
Construction	$3,475,901	$3,453,952	$21,949
Contingency	$52,066	$0	$52,066
Project Total:	**$3,910,160**	**$3,797,163**	**$112,997**

FLAG:

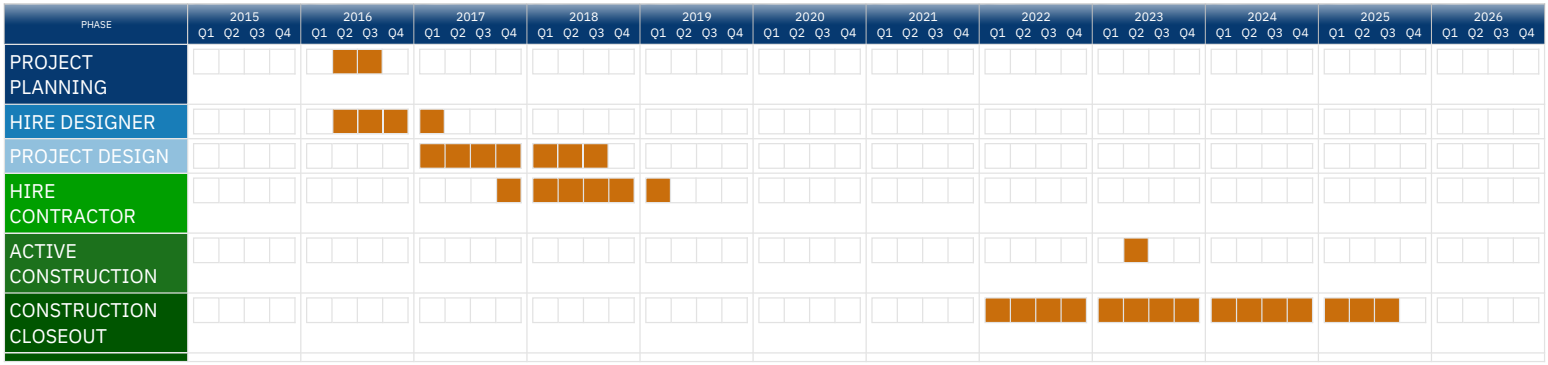

Westchester Elementary School

Address 12405 ROYAL PALM BOULEVARD, CORAL SPRINGS 33065
Board District: 4
ADEFP Budget: $3,527,931
Location Num: 2681
Board Member: Lori Alhadeff
Total Facilities Budget (Sum of Projects): $3,300,311

PRIMARY RENOVATIONS P.001823 Westchester ES - SMART Program Renovations

CURRENT PHASE

5B-Construction

RISK LEVEL

PROJECT UPDATE

Inspections that can be called have been. finals have been approved with the exception of NFPA 72.

PROJECT SCOPE

Campus-Wide Fire Alarm Replacement
Fire Sprinkler Upgrades and Supply to Building 1 Entire Building,
Electrical panel replacements in Building 1
Re-Roofing of Building 3, 8, and Portables 85 & 86
Civil Improvements for roof drainage of Building 1
Media Center Renovation including ADA Restroom Improvements.

BUDGET

	Current Budget	Actuals	Remaining Budget
Pre Construction	$404,636	$393,682	$10,954
Construction	$2,891,760	$2,832,746	$59,014
Contingency	$3,915	$0	$3,915
Project Total:	**$3,300,311**	**$3,226,428**	**$73,883**

FLAG: SCHEDULE, Reason: Errors and Omissions

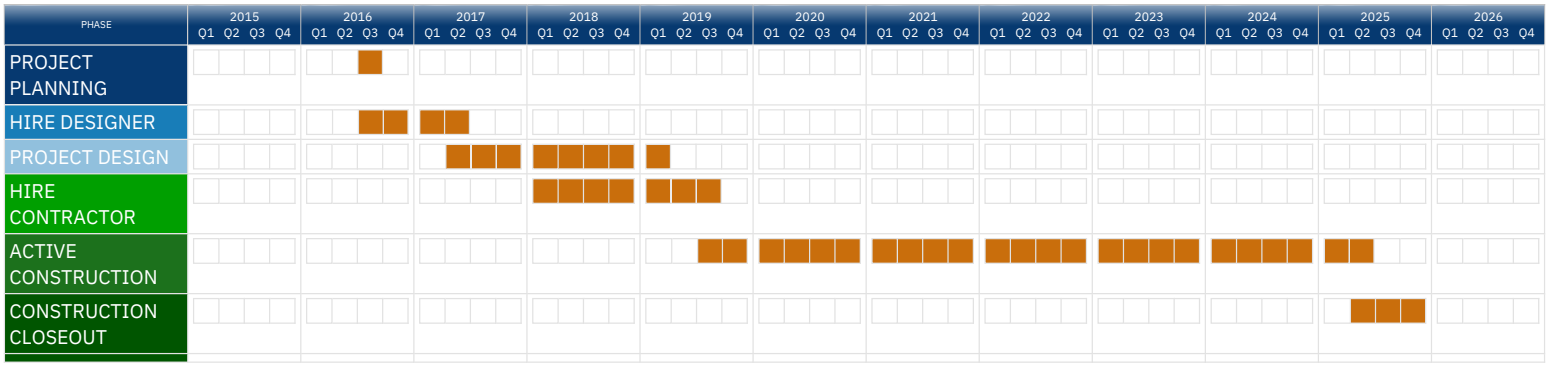

AECOM ATKINS

BROWARD County Public Schools

Western High School

Address 1200 SW 136 AVENUE, DAVIE 33325
Board District: 6
ADEFP Budget: $7,444,353

Location Num: 2831
Board Member: Brenda Fam, Esq
Total Facilities Budget (Sum of Projects): $6,218,622

PRIMARY RENOVATIONS P.001967 Western HS - SMART Program Renovations

CURRENT PHASE

5B-Construction

RISK LEVEL

No Risk

PROJECT UPDATE

Performing Test and Balance on new AHU units.
Installing miscellaneous louvers, exterior lighting, blinds in Media Center and drywells.
Working on final inspections
Working on descoping various new exterior lights, bard units and a hot water heater that were recently replaced.

PROJECT SCOPE

Re-roofing at Building 3.
Exterior repainting at Buildings 2, 4, and 7.
Windows replacement at Buildings 1 and 4.
Electrical Improvements- Replacement of Site Light Poles and Fixtures, Replacement of Building mounted Light Fixtures Buildings 1, 2, and Portables, Replacement of Exit Signs in Buildings 1, 2 and 3.
HVAC Improvements - Replace component AHUs with ductwork at Buildings 2 and 4, Install new duct heater in building 4, Replace DDC control system in building 2, 3, and 4, Install new hood in building 2, Replace water heater in building 3, Replace A/C window unit with split DX system for building 3, Install new dx split system in building 4.
HVAC Improvements - Test and Balance at Buildings 1, 2, 4, 6, 11, 12, 13, 14, 15, 16 and 17.
Media Center Improvements at Building 1.

BUDGET

	Current Budget	Actuals	Remaining Budget
Pre Construction	$542,721	$458,209	$84,512
Construction	$3,793,871	$3,263,898	$529,973
Contingency	$232,968	$0	$232,968
Project Total:	**$4,569,560**	**$3,722,107**	**$847,453**

FLAG:

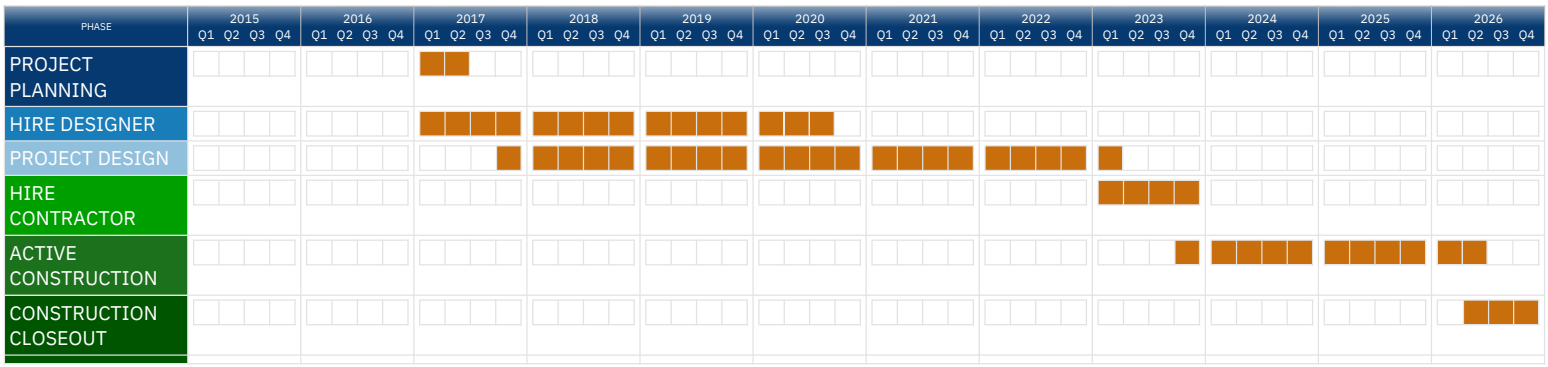

Western High School

Address 1200 SW 136 AVENUE, DAVIE 33325
Board District: 6
ADEFP Budget: $7,444,353

Location Num: 2831
Board Member: Brenda Fam, Esq
Total Facilities Budget (Sum of Projects): $6,218,622

PRIMARY RENOVATIONS P.001967-CUL Western HS - SMART Program Renovations (Culinary Lab)

CURRENT PHASE

6-Substantial Completion

RISK LEVEL

No Risk

PROJECT UPDATE

The OEF 209 was stamped and sealed by the A/E and turned over to the BD for processing. This project does not have an assigned A/E or any pending instances.

The general contractor is in the process of completing the acoustic ceiling deficiency. The door hardware was completed pending the final building inspection to address this scope of work.

Previous reporting period: ORPM in communication with building department inspector to address the failed door and hardware inspection. The culinary lab sagging ceiling is being addressed by the GC.
Attached is the trade deficiency list of punch items pending since November 2023. All trades have passed entire project and there has not been any reinspection scheduled. This has been turned over to the ORPM TL to address with the GC since this should be flagged as lack of contract completion.
Pending trade deficiency list 200B: Doors 214, 314A, 314B, 314C, 316A & 316B scheduled as new doors were not installed. Door 312B scheduled to be fire rated was not provided. Glass for interior window at Teacher's Planning Room scheduled to be fire rated was not provided. Ceiling in culinary Lab is sagging. The commissioning person requested the test and balance report from the GC.

The 110B was executed on 8/19/2020. The Certificate of Final Inspection OEF 209 was submitted to the GC pending entire project final inspection.

PROJECT SCOPE

Culinary Lab

BUDGET

	Current Budget	Actuals	Remaining Budget
Construction	$1,649,062	$1,649,062	$0
Project Total:	**$1,649,062**	**$1,649,062**	**$0**

FLAG:

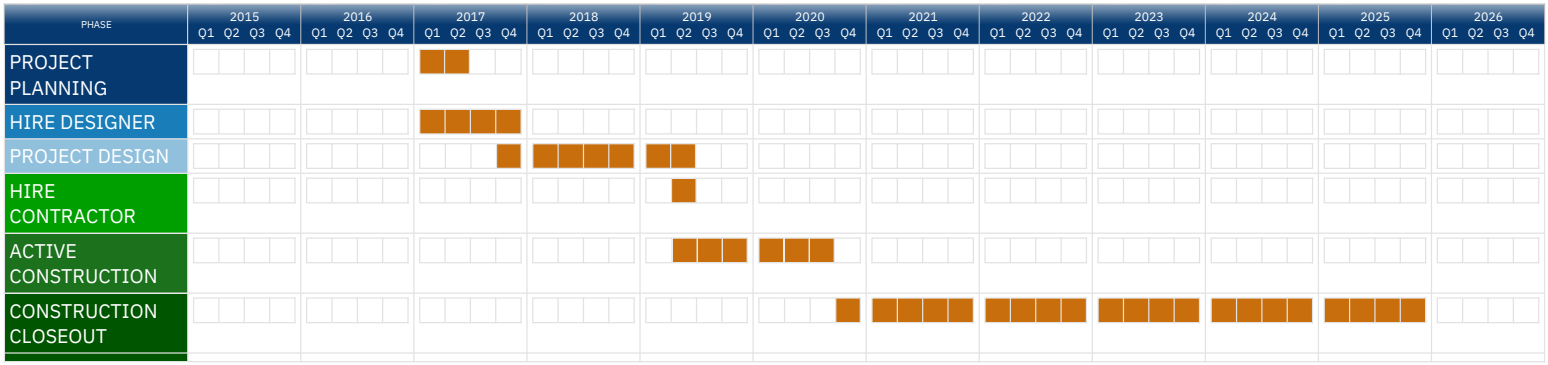

Westglades Middle School

Address 11000 HOLMBERG ROAD, PARKLAND 33076
Board District: 4
ADEFP Budget: $6,281,232

Location Num: 3871
Board Member: Lori Alhadeff
Total Facilities Budget (Sum of Projects): $4,407,040

PRIMARY RENOVATIONS P.002131 Westglades MS - SMART Program Renovations

CURRENT PHASE

8-Financial Closeout

RISK LEVEL

No Risk

PROJECT UPDATE

Board approved the final release of retainage. The A/E submitted an invoice for warranty line-item this has been paid and now pending the A/E to review the remaining line-items to verify that they are billable if so to submit their final invoice. The GC is processing the closeout binder. The GC submitted their final invoice and is in RR step.

The 110B was executed on 01/31/2024.
The OEF (209) was signed on 04/12/2024.

PROJECT SCOPE

Scope of Work:

1) HVAC: Building 1, 2, 3, & 4
2) Roof: Building 1, 2, 3, & 4
3) Building Envelope Improvements include wall cracks and stucco repair.
4) Structural steel column replacement
5) Louvers at Building 3

BUDGET

	Current Budget	Actuals	Remaining Budget
Pre Construction	$280,000	$206,922	$73,078
Construction	$3,933,379	$3,884,379	$49,000
Contingency	$193,661	$0	$193,661
Project Total:	**$4,407,040**	**$4,091,301**	**$315,739**

FLAG:

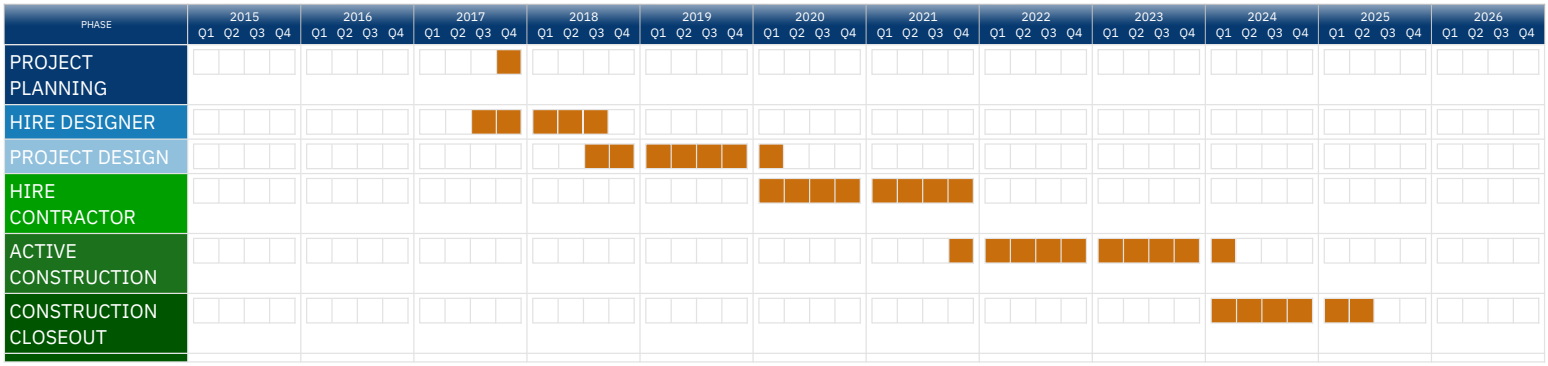

AECOM ATKINS

BROWARD County Public Schools

Westpine Middle School

Address 9393 NW 50 STREET, SUNRISE 33351
Board District: 5
ADEFP Budget: $5,196,491

Location Num: 2052
Board Member: Dr. Jeff Holness
Total Facilities Budget (Sum of Projects): $4,615,500

PRIMARY RENOVATIONS P.002043 Westpine MS - SMART Program Renovations

CURRENT PHASE

5B-Construction

RISK LEVEL

PROJECT UPDATE

1. GC meeting with BCPS engineers.
2. GC submitted RFIs as per engineer meeting directions.

PROJECT SCOPE

Aluminum Walkway Canopy Repairs
Fire Sprinkler Installation: Building 2
Lighting Installation: Bus Loop
Pre-construction Test and Balance: Buildings 1-10, 16 and 19
Reroofing: Buildings 1-18

BUDGET

	Current Budget	Actuals	Remaining Budget
Pre Construction	$220,000	$194,322	$25,678
Construction	$4,156,512	$4,106,718	$49,794
Contingency	$238,988	$0	$238,988
Project Total:	**$4,615,500**	**$4,301,040**	**$314,460**

FLAG: SCHEDULE, Reason: Contractor Delay, Owner Delay

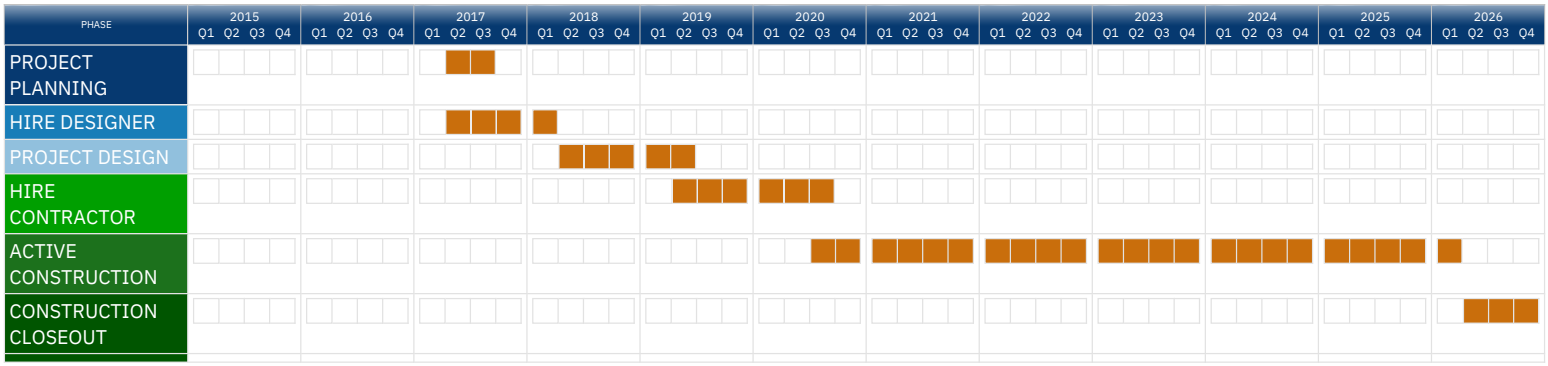

AECOM ATKINS

BROWARD County Public Schools

Whiddon-Rogers Education Center

Address 700 SW 26TH STREET, FORT LAUDERDALE 33315
Board District: 3
ADEFP Budget: $11,257,679

Location Num: 0452
Board Member: Sarah Leonardi
Total Facilities Budget (Sum of Projects): $10,903,680

PRIMARY RENOVATIONS P.001711 Whiddon-Rogers Education Center - SMART GOB Renovations

CURRENT PHASE

5B-Construction

RISK LEVEL

PROJECT UPDATE

Re-roofing Buildings: 1, 2, 3, 5, 6, 7, 8, 9, 10, 11, 12, 13, 14, 15, 16 and 17. - 88% Complete
* Ongoing on Buildings 9, 10, 11, 12, 13, and 14. Scattered incomplete sections of roofing across all buildings.
Interior renovation of Media Center. - 100% Complete
Fire Alarm System replacement. - 95% Complete
HVAC Mechanical renovation. (1 of 3 DX Split Systems done, 4 of 4 Package Units done, 12 of 14 CHW AHUs done, 15 of 17 EDHs done, 6 of 6 EFs done) - 80% Complete
Aluminum-covered walkways repair and replacement. (De-scoped)
Covered walkway Electrical lighting fixture replacement. - 100% Complete

PROJECT SCOPE

Re-roofing Buildings : 1, 2, 3, 5, 6, 7, 8, 9, 10, 11, 12, 13, 14, 15, 16 and 17.
Interior renovation of Media Center.
Fire Alarm System replacement.
HVAC Mechanical renovation. (3 DX Split Systems, 4 Package Units, 14 CHW AHUs, 17 EDHs, 6 EFs)
Aluminum-covered walkways repair and replacement. (Currently being de-scoped)
Covered walkway Electrical lighting fixture replacement.

BUDGET

	Current Budget	Actuals	Remaining Budget
Pre Construction	$423,209	$395,680	$27,529
Construction	$10,176,878	$9,217,207	$959,671
Contingency	$303,593	$0	$303,593
Project Total:	**$10,903,680**	**$9,612,887**	**$1,290,793**

FLAG:

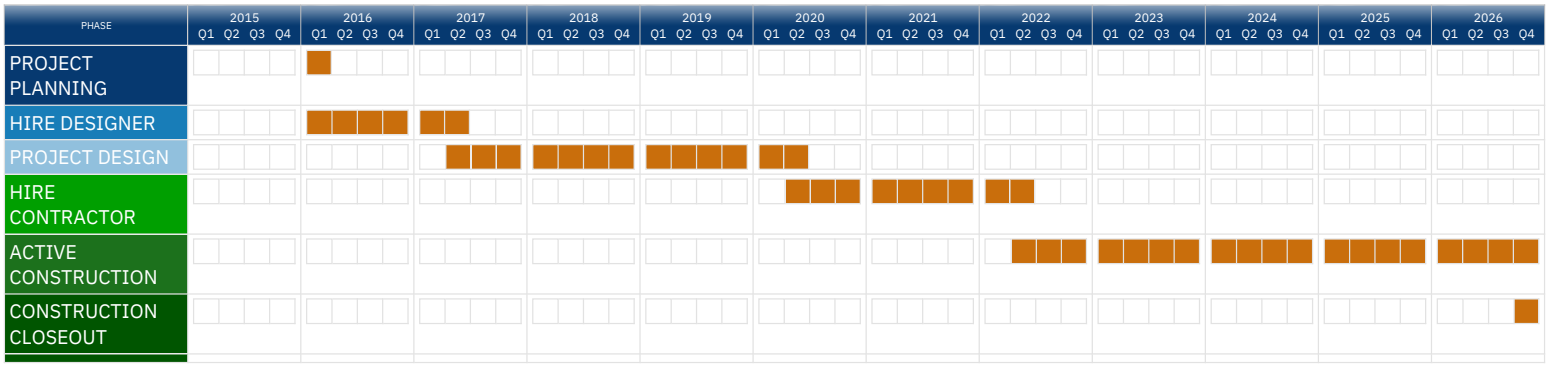

Whispering Pines Education Center

Address 3609 SW 89TH AVENUE, MIRAMAR 33025
Board District: 2
ADEFP Budget: $5,599,046

Location Num: 1752
Board Member: Rebecca Thompson
Total Facilities Budget (Sum of Projects): $4,849,580

PRIMARY RENOVATIONS P.002089 Whispering Pines Education Center - SMART Program Renovations

CURRENT PHASE

5B-Construction

RISK LEVEL

PROJECT UPDATE

1. Additional Fire Alarm devices in progress.
2. Installed piping insulation.
3. Performed test and Balance.

PROJECT SCOPE

Exterior Stucco Painting: Buildings 1, 2 & 3
Exterior Stucco Repair: Buildings 1, 2 & 3
Fire Alarm System: Campus-wide
Fire Sprinklers: Building 2
Fire Main for New Fire Sprinkler System
HVAC Improvements: Buildings 1 & 2
Reroofing: Covered Walkway, Buildings 1, 2 & 3
Test & Balance: Buildings 1, 2 & 3

BUDGET

	Current Budget	Actuals	Remaining Budget
Pre Construction	$276,410	$227,008	$49,402
Construction	$4,284,383	$4,019,509	$264,874
Contingency	$288,787	$0	$288,787
Project Total:	**$4,849,580**	**$4,246,517**	**$603,063**

FLAG:

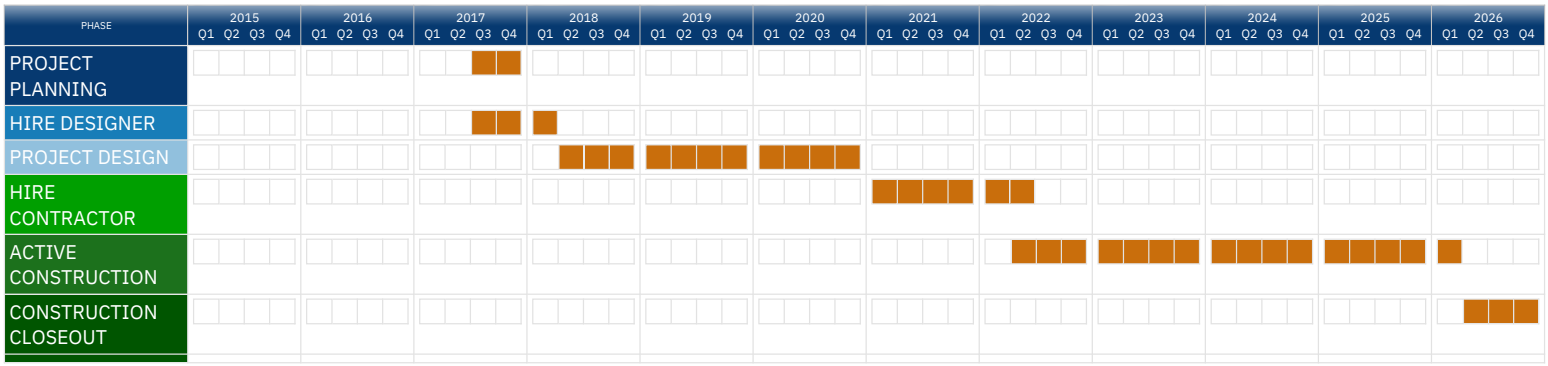

William E. Dandy Middle School

Address 2400 NW 26 STREET, FORT LAUDERDALE 33311
Board District: 5
ADEFP Budget: $7,635,546

Location Num: 1071
Board Member: Dr. Jeff Holness
Total Facilities Budget (Sum of Projects): $7,388,950

PRIMARY RENOVATIONS P.001900 William E. Dandy MS - SMART Program Renovations

CURRENT PHASE

5B-Construction

RISK LEVEL

PROJECT UPDATE

-Installation of additional Fire alarm devices in progress.
- All other project related items complete.
- Final inspections in progress.

PROJECT SCOPE

Reroofing: Buildings 1-18
Repair and Paint Exterior Soffits: Buildings 14 & 17.
Removal of Existing Fiberglass Canopy and addition of new Aluminum Canopy Between Buildings 01 and 16
ADA Restrooms Renovations: Building 18.
Fire Alarm
Fire Protection: Building 02.
Exit Signs modifications: Buildings 5, 6, 7, 8, 9, 10 &18.
HVAC Unit Replacement: Building 1
HVAC Chiller Replacement: Building 04 (2 Similar)

BUDGET

	Current Budget	Actuals	Remaining Budget
Pre Construction	$287,522	$245,150	$42,372
Construction	$6,448,763	$6,246,535	$202,228
Contingency	$182,265	$0	$182,265
Project Total:	**$6,918,550**	**$6,491,685**	**$426,865**

FLAG: SCHEDULE, Reason: Contractor Delay, A/E Delay

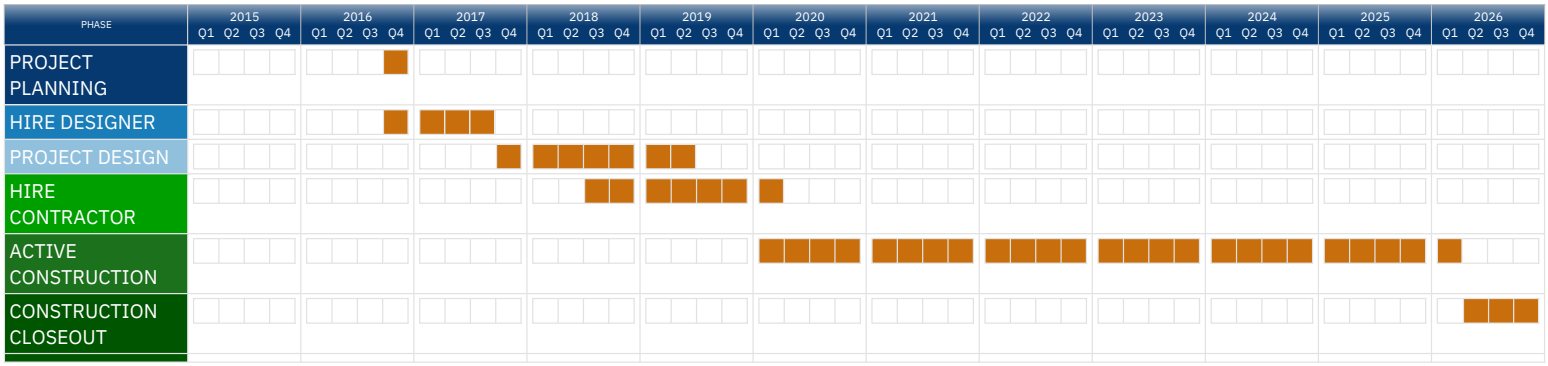

AECOM ATKINS

BROWARD County Public Schools

William E. Dandy Middle School

Address 2400 NW 26 STREET, FORT LAUDERDALE 33311
Board District: 5
ADEFP Budget: $7,635,546

Location Num: 1071
Board Member: Dr. Jeff Holness
Total Facilities Budget (Sum of Projects): $7,388,950

PRIMARY RENOVATIONS P.001900-FSP William E. Dandy MS - SMART Fire Sprinkler Bldg 2

CURRENT PHASE

5B-Construction

RISK LEVEL

No Risk

PROJECT UPDATE

NTP issued March 2025
Contractor preparing fire protection shop drawings.

PROJECT SCOPE

Fire Sprinklers for Building #2.

BUDGET

	Current Budget	Actuals	Remaining Budget
Construction	$448,400	$0	$448,400
Contingency	$22,000	$0	$22,000
Project Total:	**$470,400**	**$0**	**$470,400**

FLAG: BUDGET, Reason: Budget Adjustment



Wilton Manors Elementary School

Address 2401 NE 3 AVENUE, WILTON MANORS 33305
Board District: 3
ADEFP Budget: $6,124,279

Location Num: 0191
Board Member: Sarah Leonardi
Total Facilities Budget (Sum of Projects): $5,808,160

PRIMARY RENOVATIONS P.001917 Wilton Manors ES - SMART Program Renovations

CURRENT PHASE

5B-Construction

RISK LEVEL

PROJECT UPDATE

HVAC Field Report - EOR evaluating system for deficiencies. / T&B progress report calling out 20+ existing Exhaust Fans not connected and not running, PPO & GC working together to troubleshoot.
GC currently evaluating electrical power connects and which ones to be replaced by PPO
T&B Report pending Final results / Cooling Towers- Chillers - Chilled water pumps / AHU's - 1. Supply, Return Outside Air 2. Static Pressure 3. Water flow balance
Canopy walkway - GC installed New lights completed

PROJECT SCOPE

Re-roofing: Buildings 1, 2, 3, 4, & 5.
Covered Walkway Replacement/Renovations
Exterior painting (performed by PPO).
Fire Alarm System Replacement: Campus-wide.
HVAC Improvements: Buildings 1, 2, 3, & 4.

BUDGET

	Current Budget	Actuals	Remaining Budget
Pre Construction	$398,434	$369,487	$28,947
Construction	$5,211,186	$4,765,255	$445,931
Contingency	$198,540	$0	$198,540
Project Total:	**$5,808,160**	**$5,134,742**	**$673,418**

FLAG: SCHEDULE, Reason: Errors and Omissions

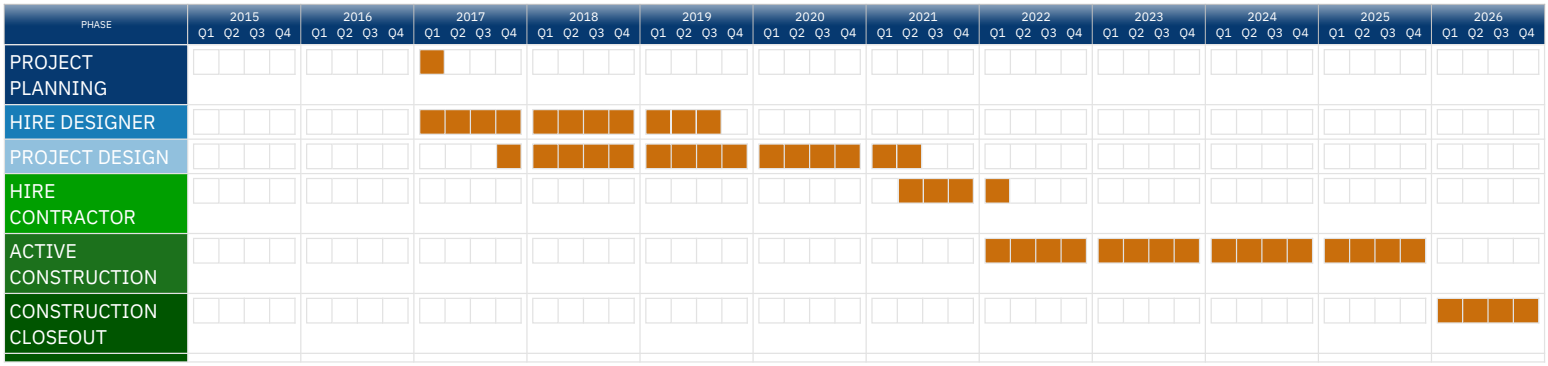

AECOM ATKINS

BROWARD County Public Schools

Wingate Oaks Center

Address 1211 NW 33RD TERRACE, LAUDERHILL 33311
Board District: 3
ADEFP Budget: $6,383,217

Location Num: 0991
Board Member: Sarah Leonardi
Total Facilities Budget (Sum of Projects): $6,058,217

PRIMARY RENOVATIONS P.001741 Wingate Oaks Center - SMART Program Renovations

CURRENT PHASE

5B-Construction

RISK LEVEL

PROJECT UPDATE

1) Structural drawings resubmitted. Sent back a third time revise and resubmit new comments.
2) New comments from building department are requiring a plan change and ASI.

PROJECT SCOPE

Fire Alarm: Buildings 1, 2, 3, 4 & 5
HVAC Equipment Replacement: Buildings 1, 2, 3, 4 & 5
Media Center Improvements
Music Equipment Replacement
Reroofing: Buildings 1, 2, 3, 4 & 5

BUDGET

	Current Budget	Actuals	Remaining Budget
Pre Construction	$472,135	$438,059	$34,076
Construction	$5,450,146	$5,358,704	$91,442
Contingency	$135,936	$0	$135,936
Project Total:	**$6,058,217**	**$5,796,763**	**$261,454**

FLAG: SCHEDULE, Reason: Contractor Delay

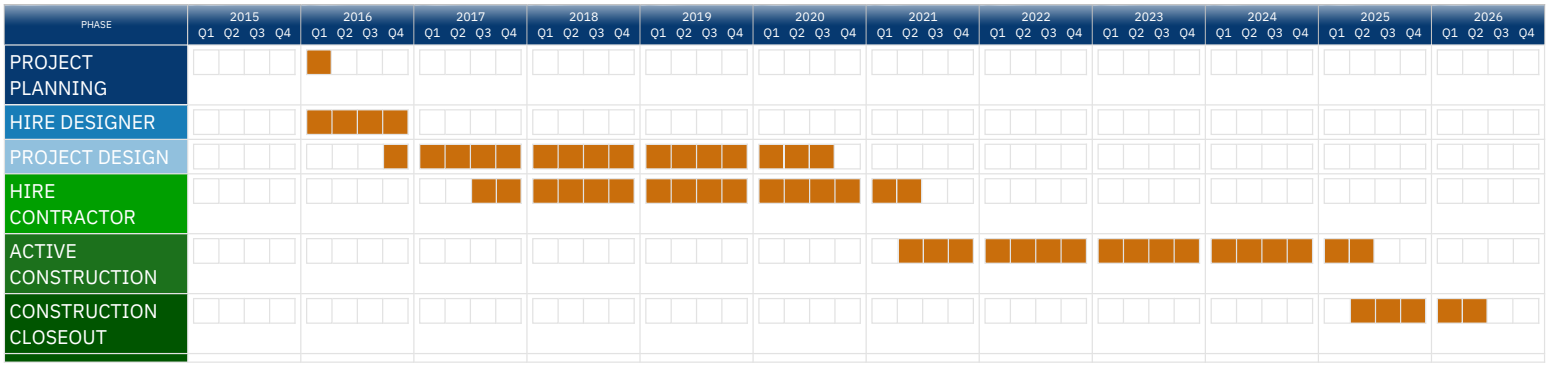

AECOM ATKINS

BROWARD County Public Schools



Section 6

Budget Activity

Romaneir Johnson, Chief Financial Officer

TABLE OF CONTENTS

BUDGET ACTIVITY

1 **UPDATE**

Introduction

Glossary of Terns

School Board Approved Amendments

Summary of Budget Activity

Analysis of Expenditure

Notes to Budget Activity Report

2 **SMART PROGRAM BUDGET ACTIVITY REPORTS**

Combined Summary Schedule

Financially Active Projects Report

Completed and Meets Standard Projects Reports

Remaining Projects Report

Bond Oversight Committee

On January 27, 2015, the School Board approved a resolution to create the Bond Oversight Committee (BOC) to act as an independent citizen's advisory committee to the School Board. The District recognizes the importance of establishing a mechanism to encourage greater accountability, transparency, public support, and confidence in the use of GOB funds.

The Budget Activity Report Section is organized in a logical way that includes this Introduction, a Glossary of Terms, and Notes to the Budget Activity Report.

Introduction:

The purpose of the Budget Activity Report Section is to provide information on the financial activity for projects in the SMART Program Quarterly Update. **The Budget Activity Report may give some indication about project activity, but it does not give the status of a project and should be used in conjunction with the School Spotlight construction status reports within this SMART Program Quarterly Update.** In this Budget Activity Report, projects are shown as "financially active" when the project has existing commitments and/or expenses. Project commitments and expenses include, but are not limited to, construction costs, design costs, permitting costs, advertising costs during the planning and procurement phase, equipment, work orders, and Program Management fees.

This Budget Activity Report is for the 3rd quarter of the 2025 Fiscal Year that ended on March 31, 2025. During this quarter, the School Board approved financial impact increases and decreases for a net decrease of $0.9 million to the SMART Program. This report includes details on the $1.7 billion SMART Program funding included in Program Years 1 through 11 and all amendments.

(in millions)

SMART Appropriation	Program Years 1-6 (FY15 - FY20)	Program Years 7 (FY21)	Program Years 8 (FY22)	Program Years 9 (FY23)	Program Years 10 (FY24) *Current Year*	Program Years 11 (FY25)	Total
Safety	$ 144.6	$ 11.4	$ 8.7				$ 164.7
Music & Art	41.5	2.2	1.9				45.6
Athletics	6.8						6.8
Renovation	931.4	108.7	180.1	89.0	116.8	6.6	1,432.6
Technology	68.5						68.5
Sub-Total	**$ 1,192.8**	**$ 122.3**	**$ 190.7**	**$ 89.0**	**$ 116.8**	**$ 6.6**	**$ 1,718.2**
Reserve					-		-
Total	**$ 1,192.8**	**$ 122.3**	**$ 190.7**	**$ 89.0**	**$ 116.8**	**$ 6.6**	**$ 1,718.2**

Introduction: (continued)

The voter-approved $800 million general obligation bonds (GOB) are combined with other non-GOB capital funding to total the $1.7 billion SMART Program. Full details of the SMART Program are included in the District's Adopted District Educational Facilities Plan (Adopted DEFP). The first series of the GOB was issued in June 2015, the second in February 2019, and the third was issued in February 2021. The fourth and final GOB series was sold during the 4th quarter of FY22.

The Budget Activity Report includes a section on Completed and Meets Standard Projects. When projects are marked as complete, meets standards, or complete prior, within the various status report sections (Technology, Music, Construction, etc.) the financial activity for the project is moved into the Completed Meets Standard Projects section. Completed Projects are projects that have had financial activity within the SMART Program and the scope of the project has been completed. **There may be some additional financial activity on these projects as the final payments are made and all the purchase orders are closed out**. The other category of projects in this section is Meets Standard. This includes projects like the single point of entry projects that were assigned SMART Program funding, but during the planning and scope validation stage, it was determined that renovations to implement single point of entry were completed before the SMART Program.

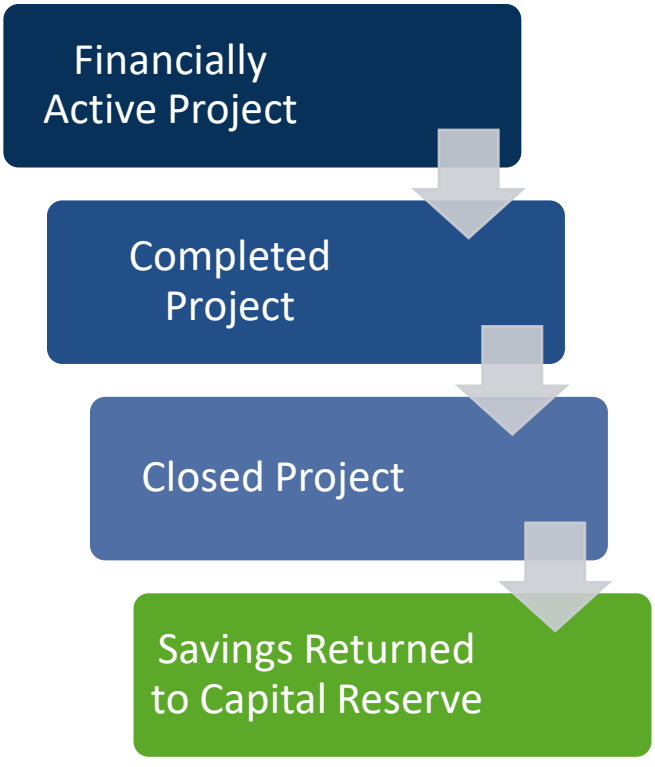

The financial life-cycle of a project starts when the project is **financially active**.

At the end of the implement improvements phase projects are marked as **complete**. These projects are in their final inspection for quality assurance, between substantial and final completion, which includes verification that the scope is completed according to approved specifications, final submittals of documents and closing out the vendor contract.

When all the close-out steps are completed, final payments have been submitted to vendors, and all purchase orders have been reviewed and closed the project is **closed**.

After the project is closed, remaining funds are reported to the School Board and **returned to the District's Capital Reserve**.

Glossary of Terms:

GOB: Funding from the General Obligation Bond

Non-GOB: Funding from all other capital funds.

Original Budget: The budget approved at the May 19, 2015 School Board meeting that established the five-year budgets for the SMART program.

Current Budget: The current approved budget that includes any School Board approved changes that impacted the Original Budget.

Commitment: Project obligation, for example, purchase orders, contracts, or requisitions.

Financially Active Project: Within this Budget Activity Report, projects are shown as financially active when the project has existing commitments or expenses. Project commitments and expenses include, but are not limited to, advertising costs during the planning and procurement phase, design costs, construction costs, permitting costs, equipment, work orders, and Program Management fees.

Completed Projects: Projects that have had financial activity within the SMART Program and the scope of the project has been completed. There may be some additional financial activity on these projects as the final payments are made and all of the purchase orders are closed out. When the Facilities Department partially accelerates a phase of a larger project, the project will not be shown as completed in the Budget Activity Report until the entire project is completed. These are noted as partially accelerated for early completion in the School Spotlights.

Meets Standard Projects: Projects that received SMART Program funding but were later determined to already have had the renovations completed before the SMART Program (aka **Complete Prior**).

School Board Approved Amendments

Occasionally it will be necessary to make amendments to the SMART Program. When this happens, the School Board will review the request at a School Board meeting as part of their business agenda. When the Board votes to approve a requested amendment, the changes will be reflected in the SMART Program Budget Activity Report. Changes may include project budget increases or decreases made to reflect construction contract awards and the scheduled delivery of the project. The approved changes are shown in the Budget Activity Report where there is a difference between the Original Budget and the Current Budget.

FY 2025 Q3 Approved SMART Program Amendments

Board Meeting	Agenda Item #	School Name	Project	Approved Increase/ (Decrease)
1/22/2025	JJ-8	Forest Glen Middle	Additional Funding Request	150,000
1/22/2025	JJ-10	Lauderdale Manors ELC	Additional Funding Request	60,000
1/22/2025	JJ-11	Sea Castle Elementary	Additional Funding Request	55,000
1/22/2025	JJ-12	Seagull Alternative HS	Additional Funding Request	35,000
2/19/2025		Districtwide	Projects Closeout Savings	(1,250,002)
2/19/2025	JJ-8	Coral Springs MS	Additional Funding Request	52,000
2/19/2025	JJ-7	Harbordale ES	Additional Funding Request	9,603
2/19/2025	JJ-5	Lloyd Estates ES	Additional Funding Request	389,975
2/19/2025	JJ-10	Piper HS	Additional Funding Request	14,464
2/19/2025	JJ-12	William Dandy MS	Additional Funding Request	170,400

FY 2025 Q3 Approved SMART Program Amendments

(continued)

Board Meeting	Agenda Item #	School Name	Project	Approved Increase/ (Decrease)
3/11/2025	JJ-4	Maplewood ES	Additional Funding Request	12,000
3/11/2025	JJ-6	Piper HS	Additional Funding Request	11,515
3/11/2025	JJ-10	Seagull Alternative HS	Additional Funding Request	30,000
3/11/2025	JJ-13	Lloyd Estates ES	Additional Funding Request	43,381
3/11/2025	JJ-16	South Broward HS	Additional Funding Request	10,000
3/11/2025		Districtwide	Projects Closeout Savings	(772,831)
➢ **12/31/2024 Budget**				**$1,719,142,804**
➢ **Net Increase/(Decrease)**				**(979,495)**
➢ **3/31/2025 Budget**				**$1,718,163,309**

Summary of SMART Program Budget Activity

The table and chart below is a summary of the financial data that is presented in the sections of the Budget Activity Report.

Budget Activity Report Section	Current Budget	Commitments	Expenditures	Balance
Financially Active Projects	$ 978,105,451	$ 156,190,394	$ 757,218,063	$ 64,696,994
Completed/Meets Standard Projects	740,057,858	14,734,459	688,241,164	37,082,235
Total	**$ 1,718,163,309**	**$ 170,924,853**	**$ 1,445,459,227**	**$ 101,779,229**

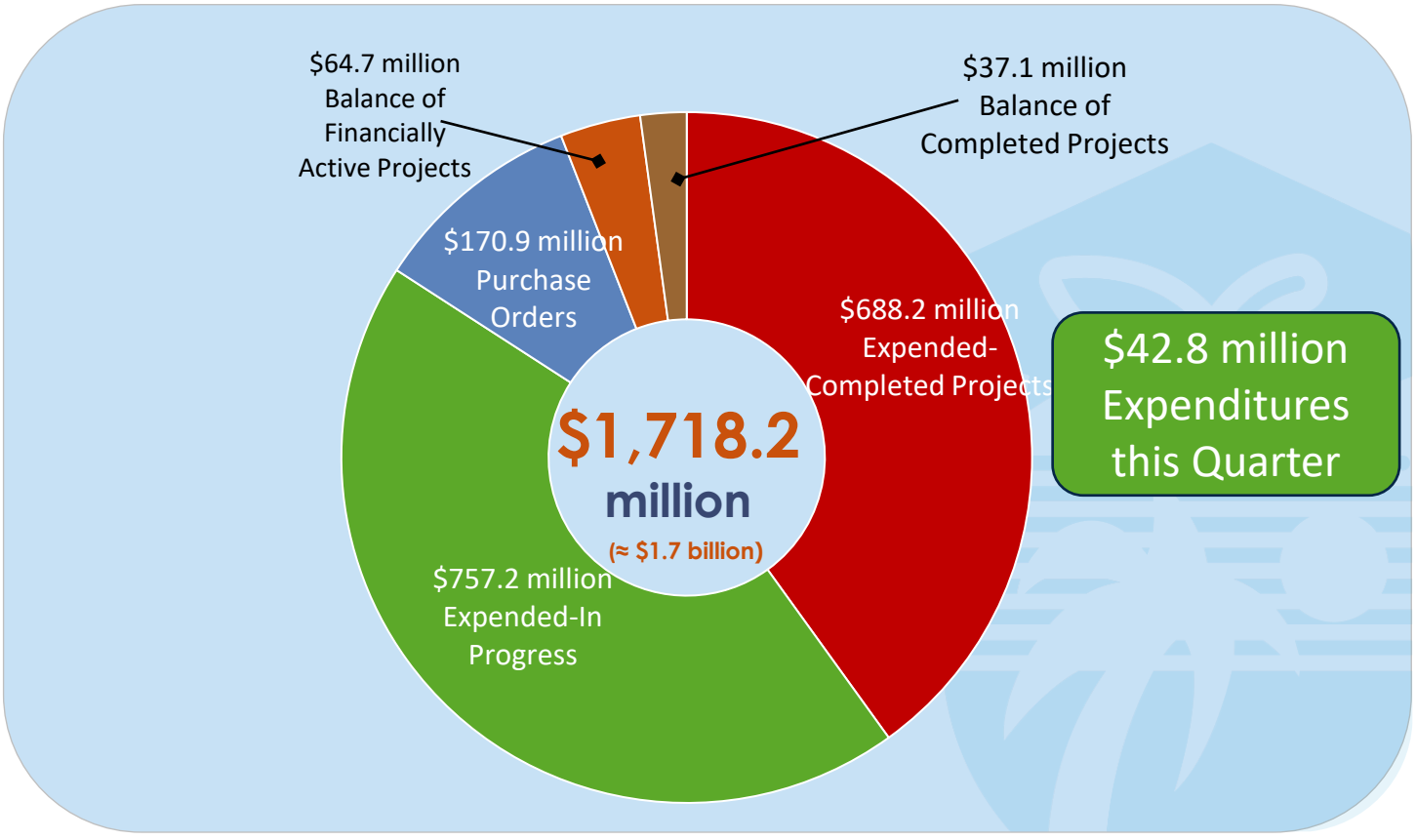

Analysis of Expenditure Changes from Previous Quarter

SMART Program Expenditures *	FY25 Q3 (current)	FY25 Q2	Increase (Decrease)
GOB			
Safety	$ 103,681,634	$ 103,681,634	$ -
Music & Art	17,786,052	17,786,052	0
Athletics	6,527,740	6,527,740	0
Renovation	768,614,506	768,614,506	0
Technology	36,825,538	36,825,538	0
GOB Sub-Total	933,435,470	933,435,470	0
Non-GOB			
Safety	40,136,772	36,531,111	3,605,661
Music & Art	25,409,770	24,765,358	644,412
Athletics	220,349	219,204	1,145
Renovation	408,365,359	370,198,885	38,166,474
Technology	37,891,507	37,891,507	0
Non-GOB Sub-Total	512,023,757	469,606,065	42,417,692
Total	**$1,445,459,227**	**$1,403,041,535**	**$ 42,417,692**

- Project expenditures include, but are not limited to, construction costs, design costs, permitting costs, advertising costs during the planning and procurement phase, equipment, work orders, and Program Management fees.

Expenditure Chart

This SMART Program Expenditures by Quarter chart shows the SMART expenditures in each quarter represented in the bar chart as GOB dollars (blue) and Non-GOB dollars (orange), and a chart showing the history of the running total of SMART Program Expenditures below.

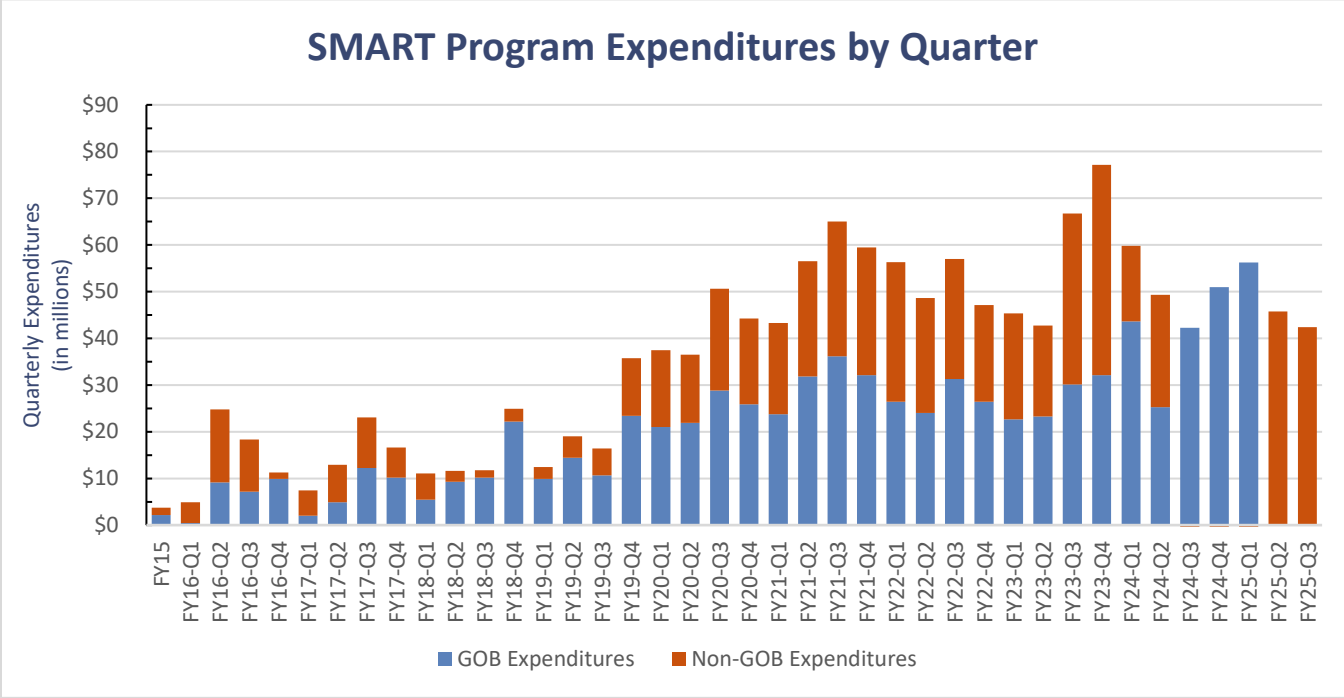

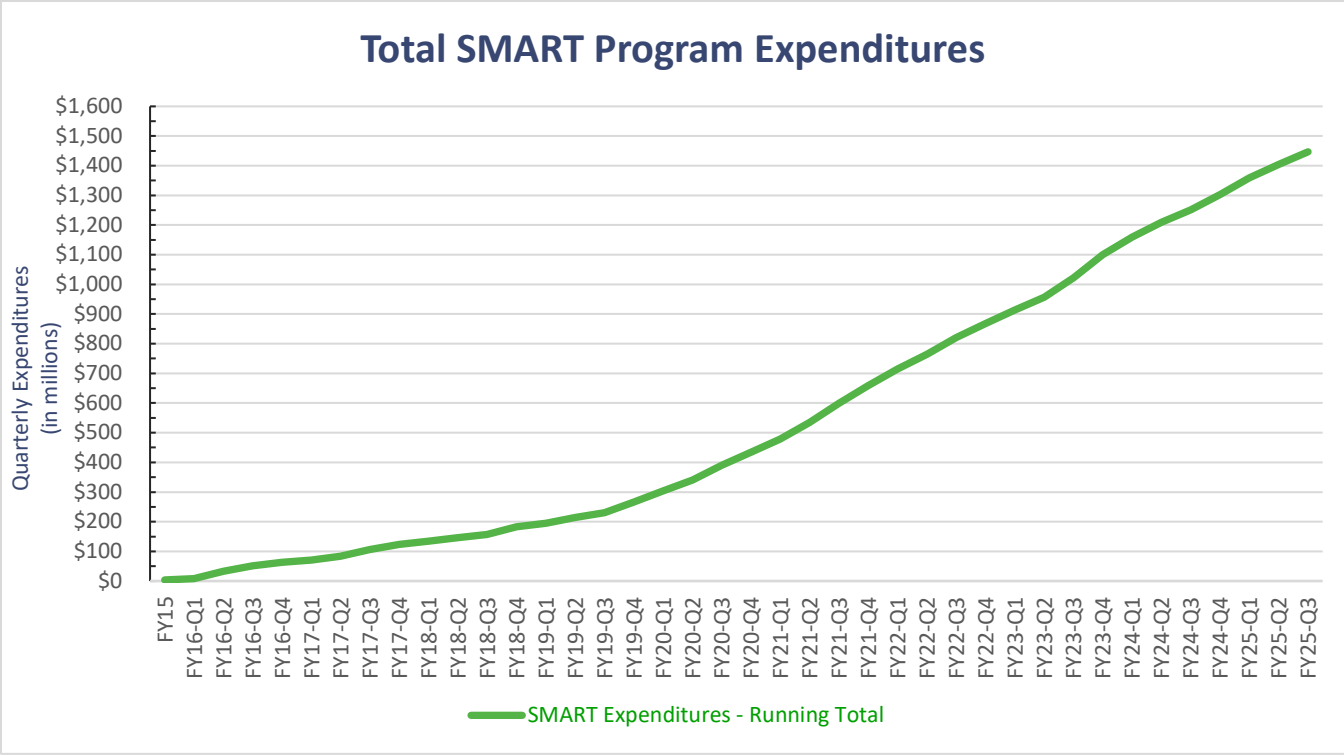

Financial Closeout

When projects are financially closed, it means that all purchase orders are closed, and invoicing activity is complete.

Savings have been returned to the SMART program reserve. As of March 31, 2025, the total savings for all SMART projects (safety, music & art, renovation, technology) is approximately **$25 million**.

30% of SMART Program primary renovation projects have been financially closed out resulting in approximately $12 million in savings.

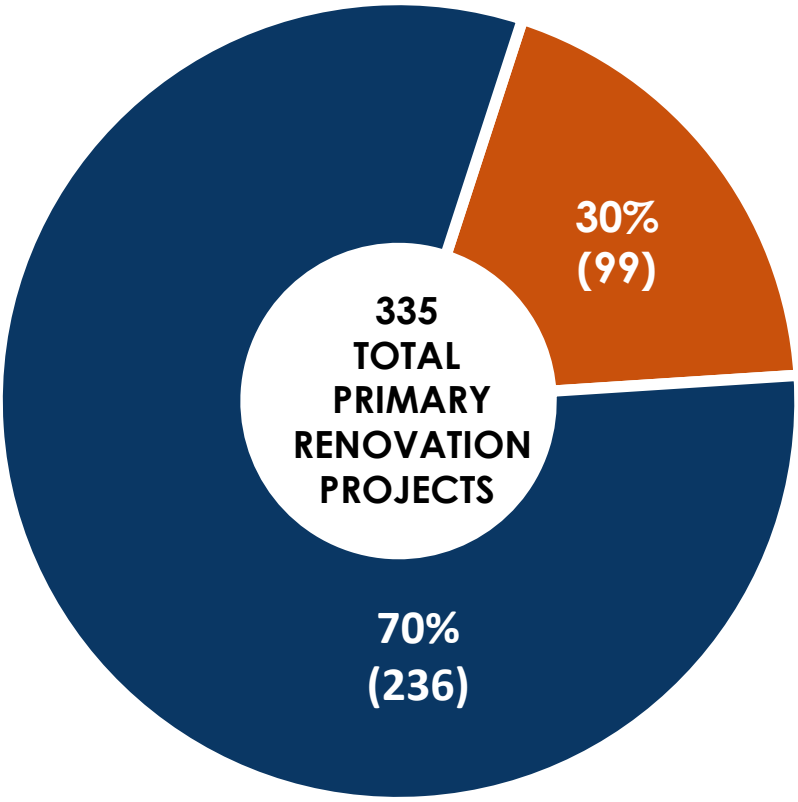

Notes to Budget Activity Report

1. SMART Program

The SMART Program includes $800 million in GOB funding and other non-GOB funding for **S**afety, **M**usic and arts, **A**thletics, **R**enovation, and **T**echnology projects totaling more than $1.7 billion. The District Educational Facilities Plan was amended on May 19, 2015, to incorporate the initial SMART Program and funding.

2. SMART Cost Allocation Method

To effectively deliver projects at any particular school the Facilities Department may combine several categories in the SMART Program into one project that encompasses the scope of the individual categories under one contract. To report expenditures for each SMART category, all expenses for the combined project will be allocated based on a percentage of the budget for SMART Program categories that were combined.

3. Program Manager Fees Allocation

The projects are being managed by external consultants who are being utilized as Program Managers and will manage a portfolio of projects as owner representatives. Costs for the Program Manager(s) are included in the project budgets and expenses will be prorated proportionate to those project budgets assigned to the Program Manager.

4. Issuance of GOB Funds

On November 4, 2014, the voters approved up to $800 million in general obligation bonds to fund the SMART Program. The planned issuance of these bonds was initially based on five (5) series to align with the needs of the projects in the SMART Program. The first series was issued in June 2015, the second series was issued in February 2019, and the third series was issued in February 2021. During the 4th quarter of FY22, the fourth and final series was issued, and the District has recognized $133 million in cumulative GOB premiums.



Notes to Budget Activity Report (continued)

5. Hierarchy of Assigning Funds

GOB funds are assigned to projects in the SMART Program in addition to other capital funding. The other capital funds consist of capital millage, impact fees, State funds such as Public Education Capital Outlay (PECO), and other sources, which have various restrictions and spending durations.

In assigning projects to a funding source there are many considerations, and generally, the funds with the most restrictions are to be utilized for eligible projects first. Since the GOB funds are paid for over 25 years, the use of GOB funding for technology and educational equipment with a useful life substantially less than the life of the bond may be limited because of Federal rules.

The funding source for each project in the SMART Program is reviewed when:

- **The District adopts the DEFP** – District Educational Facilities Plan (DEFP) a five-year budget planning document that is revised annually. The first year of the DEFP is incorporated into the District's capital budget. The DEFP and the Budget are a projection of revenues and a plan to appropriate funding for anticipated expenditures. The DEFP includes revenues from GOB and an appropriation for the SMART Program.
- **The District Issues GOB** – During the fiscal year, the District will evaluate the cash flow needed for the SMART Program and consult with the Facilities and Technology departments to determine if the GOB should be issued in the amount planned in the capital budget. The projects planned to be funded by the GOB will be reviewed. If necessary, the list of projects may be adjusted to meet Federal rules, accommodate changes in project schedules, or maximize the utilization of other capital funding sources.
- **The District combines several categories into one project** – To effectively deliver projects at any particular school the Facilities department may combine several categories in the SMART Program into one project that encompasses the scope of the individual categories under one contract. The funding source for the project will be reviewed based on the revised scope of the project.



SMART Program Budget Activity Report

SMART INVESTMENTS LEAD TO SMART STUDENTS.

Combined Summary Schedule

for Quarter Ended March 31, 2025

GOB Referendum Approved by Voters on 11/4/2014 - 124 Months Since Approval

GOB	Original Budget	Current Budget	Prior Years Expenditures	Commitments	Current Year Expenditures	Balance
Safety	$ 106,767,065	$ 103,681,634	$ 103,681,634	$ 0	$ 0	$ 0
Music & Art	17,492,000	17,786,052	17,786,052	0	0	0
Athletics	7,373,360	6,527,740	6,527,740	0	0	0
Renovation	629,878,575	768,614,506	768,614,506	0	0	0
Technology	38,489,000	36,825,538	36,825,538	0	0	0
GOB Total	$ 800,000,000	$ 933,435,470	$ 933,435,470	$ 0	$ 0	$ 0

Non-GOB	Original Budget	Current Budget	Prior Years Expenditures	Commitments	Current Year Expenditures	Balance
Safety	$ 18,787,060	$ 60,907,751	$ 30,143,977	$ 16,083,570	$ 9,992,795	$ 4,687,409
Music & Art	23,573,000	27,837,348	22,892,911	1,580,950	2,516,859	846,628
Athletics	126,640	223,544	216,226	2,562	4,123	633
Renovation	102,516,836	657,860,724	276,809,875	153,255,436	131,555,484	96,239,929
Technology	42,343,000	37,898,472	37,891,507	2,335	0	4,630
Non-GOB Total	$ 187,346,536	$ 784,727,838	$ 367,954,496	$ 170,924,853	$ 144,069,261	$ 101,779,228
Total	$ 987,346,536	$ 1,718,163,309	$ 1,301,389,966	$ 170,924,853	$ 144,069,261	$ 101,779,229

* Project expenditures include, but are not limited to, construction costs, design costs, permitting costs, advertising costs during the planning and procurement phase, equipment, work orders, and Program Management fees.

This is a budget and expenditure activity report, and is not a construction status report.
The accompanying introduction and notes are an integral part of this report.

Established 1915 BROWARD County Public Schools

SMART Program Budget Activity Report

SMART INVESTMENTS LEAD TO SMART STUDENTS.

Financially Active Projects Summary Schedule

for Quarter Ended March 31, 2025

GOB Referendum Approved by Voters on 11/4/2014 - 124 Months Since Approval

GOB	Original Budget	Current Budget	Prior Years Expenditures	Commitments	Current Year Expenditures	Balance
Safety	$ 61,663,473	$ 60,730,847	$ 60,730,847	$ 0	$ 0	$ 0
Music & Art	9,529,000	9,529,000	9,529,000	0	0	0
Athletics	34,000	34,000	34,000	0	0	0
Renovation	374,492,122	466,299,481	466,299,481	0	0	0
GOB Total	$ 445,718,595	$ 536,593,328	$ 536,593,328	$ 0	$ 0	$ 0

Non-GOB	Original Budget	Current Budget	Prior Years Expenditures	Commitments	Current Year Expenditures	Balance
Safety	$ 12,859,387	$ 41,640,937	$ 17,837,576	$ 14,702,222	$ 8,079,615	$ 1,021,524
Music & Art	2,120,000	5,973,037	1,865,532	1,494,854	2,457,185	155,466
Athletics	0	14,667	7,823	2,521	3,748	575
Renovation	45,438,329	393,883,482	81,477,620	139,990,797	108,895,636	63,519,429
Non-GOB Total	$ 60,417,716	$ 441,512,123	$ 101,188,551	$ 156,190,394	$ 119,436,184	$ 64,696,994
Total	$ 506,136,311	$ 978,105,451	$ 637,781,879	$ 156,190,394	$ 119,436,184	$ 64,696,994

* Project expenditures include, but are not limited to, construction costs, design costs, permitting costs, advertising costs during the planning and procurement phase, equipment, work orders, and Program Management fees.

This is a budget and expenditure activity report, and is not a construction status report.
The accompanying introduction and notes are an integral part of this report.

Established 1915 BROWARD County Public Schools

SMART Program Budget Activity Report

Financially Active Projects Detail Schedule for Quarter Ended March 31, 2025

SMART INVESTMENTS LEAD TO SMART STUDENTS.

GOB Referendum Approved by Voters on 11/4/2014 - 124 Months Since Approval

School/ Project	Original Budget	Current Budget	Prior Years Expenditures	Commitments	Current Year Expenditures	Balance
Anderson, Boyd H. High School						
ADA renovations related to educational adequacy, Building Envelope Improvements (Roof, Window, Ext Wall, etc.), HVAC Improvements, Safety / Security Upgrade, STEM Lab improvements Project Number: P.001846	5,274,000	10,645,734	7,822,137	663,033	2,160,560	4
Atlantic Technical College						
Building Envelope Improvements (Roof, Window, Ext Wall, etc.), Fire Sprinklers, IAQ Repairs - HVAC, Media Center improvements Project Number: P.000415	8,952,000	26,649,240	8,672,066	9,558,897	5,626,728	2,791,549
Attucks Middle School						
Electrical Improvements, HVAC Improvements, Provide Fire Sprinkler Protection Install New Fire Alarm Project Number: P.001686	3,040,778	4,710,145	3,950,185	570,823	189,137	-
Bair Middle School						
Building Envelope Improvements (Roof, Window, Ext Wall, etc.), Fire Alarm, HVAC Improvements, Media Center improvements, Safety / Security Upgrade Project Number: P.002044	1,517,000	1,309,843	1,166,103	41,146	14,993	87,601
Bennett Elementary School						
Building Envelope Improvements (Roof, Window, Ext Wall, etc.), Fire Alarm, HVAC Improvements, Media Center improvements Project Number: P.002085	1,814,000	1,814,000	864,779	87,653	-	861,568

* Project expenditures include, but are not limited to, construction costs, design costs, permitting costs, advertising costs during the planning and procurement phase, equipment, work orders, and Program Management fees.

This is a budget and expenditure activity report, and is not a construction status report.
The accompanying introduction and notes are an integral part of this report.

Established 1915 BROWARD County Public Schools

SMART Program Budget Activity Report

Financially Active Projects Detail Schedule for Quarter Ended March 31, 2025

SMART INVESTMENTS LEAD TO SMART STUDENTS.

GOB Referendum Approved by Voters on 11/4/2014 - 124 Months Since Approval

School/ Project	Original Budget	Current Budget	Prior Years Expenditures	Commitments	Current Year Expenditures	Balance
Broadview Elementary School						
Building Envelope Improvements (Roof, Window, Ext Wall, etc.), Conversion of Existing Space to Music and/or Art Lab(s), Electrical Improvements, Fire Alarm, Fire Sprinklers, HVAC Improvements, Media Center improvements, Music Room Renovation Project Number: P.001638	2,791,386	5,475,130	4,340,272	595,357	438,265	101,236
Broward Estates Elementary School						
Building Envelope Improvements (Roof, Window, Ext Wall, etc.), HVAC Improvements Project Number: P.002037	2,763,000	6,752,168	726,629	65,704	27,952	5,931,883
Castle Hill Annex						
Building Envelope Improvements (Roof, Window, Ext Wall, etc.), Fire Alarm, HVAC Improvements, Media Center improvements Project Number: P.002092	644,000	1,787,500	1,333,794	84,438	-	369,268
Central Park Elementary School						
ADA Stage Lift, Building Envelope Improvements (Roof, Window, Ext Wall, etc.), Conversion of Existing Space to Music and/or Art Lab(s), Fire Sprinklers, HVAC Improvements, Music Room Renovation, Safety / Security Upgrade Project Number: P.001757	4,927,475	7,977,539	7,328,565	68,675	356,705	223,594

* Project expenditures include, but are not limited to, construction costs, design costs, permitting costs, advertising costs during the planning and procurement phase, equipment, work orders, and Program Management fees.

This is a budget and expenditure activity report, and is not a construction status report.
The accompanying introduction and notes are an integral part of this report.

Established 1915 BROWARD County Public Schools

SMART Program Budget Activity Report

Financially Active Projects Detail Schedule for Quarter Ended March 31, 2025

SMART INVESTMENTS LEAD TO SMART STUDENTS.

GOB Referendum Approved by Voters on 11/4/2014 - 124 Months Since Approval

School/ Project	Original Budget	Current Budget	Prior Years Expenditures	Commitments	Current Year Expenditures	Balance
Coconut Creek High School						
Auditorium Accessibility, Building Envelope Improvements (Roof, Window, Ext Wall, etc.), Fire Alarm, HVAC Improvements, Media Center improvements, Safety / Security Upgrade, STEM Lab improvements Project Number: P.001753	4,842,000	8,587,350	7,480,205	141,220	374,148	591,777
Collins Elementary School						
Building Envelope Improvements (Roof, Window, Ext Wall, etc.), Electrical Improvements, Fire Alarm, Fire Sprinklers, HVAC Improvements, Media Center improvements, Restroom Renovations, Safety / Security Upgrade Project Number: P.001659	1,774,000	3,080,343	2,304,715	174,605	373,310	227,713
Cooper City Elementary School						
Building Envelope Improvements (Roof, Window, Ext Wall, etc.), Fire Alarm, Fire Sprinklers, HVAC Improvements, Media Center improvements Project Number: P.002150	867,000	1,177,238	1,082,146	52,048	37,968	5,076
Cooper City High School						
Building Envelope Improvements (Roof, Window, Ext Wall, etc.), Electrical Improvements, Fire Sprinklers, HVAC Improvements, Replacement of building 5, Safety / Security Upgrade, STEM Lab improvements Project Number: P.002133	8,609,000	11,960,000	2,101,205	7,731,607	1,434,265	692,923

* Project expenditures include, but are not limited to, construction costs, design costs, permitting costs, advertising costs during the planning and procurement phase, equipment, work orders, and Program Management fees.

This is a budget and expenditure activity report, and is not a construction status report.
The accompanying introduction and notes are an integral part of this report.

Established 1915 BROWARD County Public Schools

SMART Program Budget Activity Report

Financially Active Projects Detail Schedule for Quarter Ended March 31, 2025

SMART INVESTMENTS LEAD TO SMART STUDENTS.

GOB Referendum Approved by Voters on 11/4/2014 - 124 Months Since Approval

School/ Project	Original Budget	Current Budget	Prior Years Expenditures	Commitments	Current Year Expenditures	Balance
Coral Springs High School						
Building Envelope Improvements (Roof, Window, Ext Wall, etc.), Electrical Improvements, Fire Sprinklers, HVAC Improvements, Media Center improvements, STEM Lab improvements Project Number: P.001765	11,171,000	15,266,524	13,484,210	884,103	867,394	30,817
Coral Springs Middle School						
Building Envelope Improvements (Roof, Window, Ext Wall, etc.), HVAC Improvements, Media Center improvements Project Number: P.001979	10,502,000	21,264,665	10,508,860	5,616,213	5,067,143	72,449
Coral Springs Pre-K - 8						
Building Envelope Improvements (Roof, Window, Ext Wall, etc.), HVAC Improvements, Media Center improvements Project Number: P.001982	2,538,000	6,468,321	3,749,917	215,057	2,284,927	218,420
Country Hills Elementary School						
Building Envelope Improvements (Roof, Window, Ext Wall, etc.), Fire Sprinklers, HVAC Improvements Project Number: P.002063	4,413,000	5,777,500	5,322,015	98,143	189,181	168,161
Country Isles Elementary School						
Fire Alarm, HVAC Improvements, Media Center improvements Project Number: P.002002	558,000	1,239,660	955,773	223,262	37,873	22,752

* Project expenditures include, but are not limited to, construction costs, design costs, permitting costs, advertising costs during the planning and procurement phase, equipment, work orders, and Program Management fees.

This is a budget and expenditure activity report, and is not a construction status report.
The accompanying introduction and notes are an integral part of this report.

Established 1915 BROWARD County Public Schools

SMART Program Budget Activity Report

Financially Active Projects Detail Schedule for Quarter Ended March 31, 2025

SMART INVESTMENTS LEAD TO SMART STUDENTS.

GOB Referendum Approved by Voters on 11/4/2014 - 124 Months Since Approval

School/ Project	Original Budget	Current Budget	Prior Years Expenditures	Commitments	Current Year Expenditures	Balance
Cresthaven Elementary School						
ADA Restrooms, Building Envelope Improvements (Roof, Window, Ext Wall, etc.), HVAC Improvements Project Number: P.001676	4,416,123	8,783,680	3,666,799	375,480	4,326,556	414,845
Cross Creek School						
Building Envelope Improvements (Roof, Window, Ext Wall, etc.), Fire Alarm, HVAC Improvements Project Number: P.002081	1,260,000	1,921,500	1,748,534	62,212	-	110,754
Crystal Lake Middle School						
ADA Renovate Restroom, Building Envelope Improvements (Roof, Window, Ext Wall, etc.), Conversion of Existing Space to Music and/or Art Lab(s), HVAC Improvements, Install Fire Alarm, Media Center improvements Project Number: P.000816	2,205,525	2,603,321	2,239,052	138,565	3,869	221,835
Dandy, William Middle School						
Building Envelope Improvements (Roof, Window, Ext Wall, etc.), Fire Alarm, Fire Sprinklers, HVAC Improvements, Replacement of building 18, Safety / Security Upgrade Project Number: P.001900	3,195,000	7,388,950	6,447,180	656,685	46,819	238,266

* Project expenditures include, but are not limited to, construction costs, design costs, permitting costs, advertising costs during the planning and procurement phase, equipment, work orders, and Program Management fees.

This is a budget and expenditure activity report, and is not a construction status report.
The accompanying introduction and notes are an integral part of this report.

Established 1915 BROWARD County Public Schools

SMART Program Budget Activity Report

Financially Active Projects Detail Schedule for Quarter Ended March 31, 2025

SMART INVESTMENTS LEAD TO SMART STUDENTS.

GOB Referendum Approved by Voters on 11/4/2014 - 124 Months Since Approval

School/ Project	Original Budget	Current Budget	Prior Years Expenditures	Commitments	Current Year Expenditures	Balance
Dania Elementary School						
Art Room Renovation and Equipment, Building Envelope Improvements (Roof, Window, Ext Wall, etc.), Electrical Improvements, Media Center improvements, Music Room Renovation, Replacement of building 2, Safety / Security Upgrade Project Number: P.002061	2,502,000	3,474,000	1,413,507	179,956	1,526,588	353,949
Deerfield Beach Elementary School						
Building Envelope Improvements (Roof, Window, Ext Wall, etc.), Fire Alarm, Fire Sprinklers, HVAC Improvements, Media Center improvements, Renovations to Building 1 (Historic) Project Number: P.001820	6,233,445	5,611,445	3,178,721	2,199,221	8,639	224,864
Deerfield Beach High School						
Fire Sprinklers, Roof Repairs and HVAC Project Number: P.001694	8,774,000	7,359,400	6,001,847	669,335	662,623	25,595
Building Envelope Improvements (Roof, Window, Ext Wall, etc.), Electrical Improvements, Media Center improvements, Safety / Security Upgrade, STEM Lab improvements Project Number: P.002134	3,912,000	7,054,980	3,945,654	1,279,195	1,688,628	141,503

* Project expenditures include, but are not limited to, construction costs, design costs, permitting costs, advertising costs during the planning and procurement phase, equipment, work orders, and Program Management fees.

This is a budget and expenditure activity report, and is not a construction status report.
The accompanying introduction and notes are an integral part of this report.

Established 1915 BROWARD County Public Schools

SMART Program Budget Activity Report

Financially Active Projects Detail Schedule for Quarter Ended March 31, 2025

SMART INVESTMENTS LEAD TO SMART STUDENTS.

GOB Referendum Approved by Voters on 11/4/2014 - 124 Months Since Approval

School/ Project	Original Budget	Current Budget	Prior Years Expenditures	Commitments	Current Year Expenditures	Balance
Deerfield Beach Middle School						
Building Envelope Improvements (Roof, Window, Ext Wall, etc.), Fire Alarm, Fire Sprinklers, HVAC Improvements, Media Center improvements Project Number: P.002142	4,333,000	6,440,000	1,893,827	3,196,512	1,255,996	93,665
Deerfield Park Elementary School						
Building Envelope Improvements (Roof, Window, Ext Wall, etc.), Fire Alarm, Fire Sprinklers, HVAC Improvements, PE/Athletic Improvements Project Number: P.002036	5,240,000	6,224,840	4,001,537	246,761	1,526,255	450,287
Dillard 6-12 School						
Building Envelope Improvements (Roof, Window, Ext Wall, etc.), Electrical Improvements, Fire Sprinklers, HVAC Improvements, Safety / Security Upgrade Project Number: P.001726	4,232,000	12,029,232	6,579,236	3,595,393	1,310,510	544,093
Dillard Elementary School						
Building Envelope Improvements (Roof, Window, Ext Wall, etc.), HVAC Improvements Project Number: P.001915	1,677,000	4,093,371	2,455,196	584,915	847,019	206,241

* Project expenditures include, but are not limited to, construction costs, design costs, permitting costs, advertising costs during the planning and procurement phase, equipment, work orders, and Program Management fees.

This is a budget and expenditure activity report, and is not a construction status report.
The accompanying introduction and notes are an integral part of this report.

Established 1915 BROWARD County Public Schools

SMART Program Budget Activity Report

Financially Active Projects Detail Schedule for Quarter Ended March 31, 2025

SMART INVESTMENTS LEAD TO SMART STUDENTS.

GOB Referendum Approved by Voters on 11/4/2014 - 124 Months Since Approval

School/ Project	Original Budget	Current Budget	Prior Years Expenditures	Commitments	Current Year Expenditures	Balance
Driftwood Middle School						
Art Room Renovation and Equipment, Building Envelope Improvements (Roof, Window, Ext Wall, etc.), Conversion of Existing Space to Music and/or Art Lab(s), Electrical Improvements, Fire Sprinklers, HVAC Improvements, Media Center improvements, Safety / Sec Project Number: P.001837	5,544,000	8,545,700	7,672,210	264,349	513,541	95,600
Eagle Point Elementary School						
Art Room Renovation and Equipment, Building Envelope Improvements (Roof, Window, Ext Wall, etc.), Conversion of Existing Space to Music and/or Art Lab(s), Fire Alarm, HVAC Improvements, Music Room Renovation Project Number: P.001746	4,820,000	8,700,926	5,120,185	333,096	2,348,600	899,045
Ely, Blanche High School						
ADA Stage Lift, Building Envelope Improvements (Roof, Window, Ext Wall, etc.), Fire Sprinklers, Gymnasium Accessibility, HVAC Improvements, IAQ & Fascia Replacement, Media Center improvements, Outdoor Dining Renovation, STEM Lab improvements Project Number: P.001646	14,674,436	21,984,436	20,819,099	717,327	1,921	446,089

* Project expenditures include, but are not limited to, construction costs, design costs, permitting costs, advertising costs during the planning and procurement phase, equipment, work orders, and Program Management fees.

This is a budget and expenditure activity report, and is not a construction status report.
The accompanying introduction and notes are an integral part of this report.

Established 1915 BROWARD County Public Schools

SMART Program Budget Activity Report

Financially Active Projects Detail Schedule for Quarter Ended March 31, 2025

SMART INVESTMENTS LEAD TO SMART STUDENTS.

GOB Referendum Approved by Voters on 11/4/2014 - 124 Months Since Approval

School/ Project	Original Budget	Current Budget	Prior Years Expenditures	Commitments	Current Year Expenditures	Balance
Flamingo Elementary School						
Building Envelope Improvements (Roof, Window, Ext Wall, etc.), HVAC Improvements, Media Center improvements Project Number: P.002135	1,955,000	2,160,000	1,802,239	245,339	319	112,103
Flanagan, Charles W. High School						
Building Envelope Improvements (Roof, Window, Ext Wall, etc.), CR Addition to allow for removal of portable buildings, HVAC Improvements Project Number: P.001847	8,533,000	15,224,782	13,163,058	810,219	-	1,251,505
Forest Glen Middle School						
Building Envelope Improvements (Roof, Window, Ext Wall, etc.), Fire Sprinklers, HVAC Improvements Project Number: P.001865	5,189,000	9,197,800	8,772,220	400,904	-	24,676
Glades Middle School						
Building Envelope Improvements (Roof, Window, Ext Wall, etc.), HVAC Improvements Project Number: P.001968	386,000	386,000	76,280	17,174	-	292,546
Griffin Elementary School						
Building Envelope Improvements (Roof, Window, Ext Wall, etc.), Fire Alarm, HVAC Improvements, Media Center improvements, PE/Athletic Improvements, Safety / Security Upgrade Project Number: P.001745	2,258,000	4,126,208	3,966,736	137,036	-	22,436

* Project expenditures include, but are not limited to, construction costs, design costs, permitting costs, advertising costs during the planning and procurement phase, equipment, work orders, and Program Management fees.

This is a budget and expenditure activity report, and is not a construction status report.
The accompanying introduction and notes are an integral part of this report.

Established 1915 BROWARD County Public Schools

SMART Program Budget Activity Report

Financially Active Projects Detail Schedule for Quarter Ended March 31, 2025

SMART INVESTMENTS LEAD TO SMART STUDENTS.

GOB Referendum Approved by Voters on 11/4/2014 - 124 Months Since Approval

School/ Project	Original Budget	Current Budget	Prior Years Expenditures	Commitments	Current Year Expenditures	Balance
Hallandale High School						
Building Envelope Improvements (Roof, Window, Ext Wall, etc.), Electrical Improvements, Fire Alarm, Fire Sprinklers, HVAC Improvements, Media Center improvements, STEM Lab improvements Project Number: P.002115	7,019,666	8,013,731	6,803,695	712,250	243,178	254,608
Hollywood Hills Elementary School						
Building Envelope Improvements (Roof, Window, Ext Wall, etc.), Electrical Improvements, Fire Sprinklers, HVAC Improvements, Safety / Security Upgrade Project Number: P.001845	2,999,000	6,982,224	3,524,553	1,059,030	2,139,359	259,282
Indian Trace Elementary School						
Building Envelope Improvements (Roof, Window, Ext Wall, etc.), Fire Alarm, HVAC Improvements Project Number: P.001980	3,530,000	10,252,100	8,195,756	138,239	949,963	968,142
Lauderdale Manors Early Learning and Resource Center						
Building Envelope Improvements (Roof, Window, Ext Wall, etc.), HVAC Improvements, Renovate Restroom Project Number: P.001635	2,974,056	8,900,000	4,094,566	3,128,201	1,345,020	332,213
Lauderhill 6-12 School						
Fire Alarm, Fire Sprinklers, HVAC Improvements, Media Center improvements, Roof repairs, new elevator, remodel mezzanine, covered walkway, gym lights Project Number: P.001801	6,005,000	11,725,900	5,790,474	2,124,636	950,621	2,860,169

* Project expenditures include, but are not limited to, construction costs, design costs, permitting costs, advertising costs during the planning and procurement phase, equipment, work orders, and Program Management fees.

This is a budget and expenditure activity report, and is not a construction status report.
The accompanying introduction and notes are an integral part of this report.

Established 1915 BROWARD County Public Schools

SMART Program Budget Activity Report

Financially Active Projects Detail Schedule for Quarter Ended March 31, 2025

SMART INVESTMENTS LEAD TO SMART STUDENTS.

GOB Referendum Approved by Voters on 11/4/2014 - 124 Months Since Approval

School/ Project	Original Budget	Current Budget	Prior Years Expenditures	Commitments	Current Year Expenditures	Balance
Lloyd Estates Elementary School						
Building Envelope Improvements (Roof, Window, Ext Wall, etc.), Fire Alarm, Fire Sprinklers, HVAC Improvements, Media Center improvements Project Number: P.001824	2,252,000	6,841,403	4,952,370	1,305,566	565,272	18,195
Lyons Creek Middle School						
Art Room Renovation and Equipment, Building Envelope Improvements (Roof, Window, Ext Wall, etc.), Conversion of Existing Space to Music and/or Art Lab(s), HVAC Improvements, Music Room Renovation Project Number: P.002141	3,049,000	6,334,000	4,449,307	207,609	463,425	1,213,659
Maplewood Elementary School						
ADA Restrooms & Fire Sprinkler and Restrooms, Building Envelope Improvements (Roof, Window, Ext Wall, etc.), Fire Alarm Project Number: P.001639	2,279,629	4,684,402	4,536,221	63,692	53,600	30,889
Margate Middle School						
Art Room Renovation and Equipment, Building Envelope Improvements (Roof, Window, Ext Wall, etc.), Conversion of Existing Space to Music and/or Art Lab(s), Electrical Improvements, Fire Alarm, Fire Sprinklers, HVAC Improvements, Media Center improvements, Project Number: P.001836	8,869,000	23,800,000	4,002,737	16,632,206	1,905,965	1,259,092

* Project expenditures include, but are not limited to, construction costs, design costs, permitting costs, advertising costs during the planning and procurement phase, equipment, work orders, and Program Management fees.

This is a budget and expenditure activity report, and is not a construction status report.
The accompanying introduction and notes are an integral part of this report.

Established 1915 BROWARD County Public Schools

SMART Program Budget Activity Report

Financially Active Projects Detail Schedule for Quarter Ended March 31, 2025

SMART INVESTMENTS LEAD TO SMART STUDENTS.

GOB Referendum Approved by Voters on 11/4/2014 - 124 Months Since Approval

School/ Project	Original Budget	Current Budget	Prior Years Expenditures	Commitments	Current Year Expenditures	Balance
Markham, C. Robert Elementary School						
Building Envelope Improvements (Roof, Window, Ext Wall, etc.), Fire Alarm, Fire Sprinklers, HVAC Improvements, Replacement of building 1 Project Number: P.001920	9,159,000	7,913,830	5,825,640	1,730,724	23,713	333,753
Replacement of building 1 and Chiller Yard. Project Number: P.002777	-	29,100,000	4,518,416	6,951,567	3,091,072	14,538,945
McArthur High School						
Building Envelope Improvements (Roof, Window, Ext Wall, etc.), Electrical Improvements, Fire Sprinklers, HVAC Improvements, Media Center improvements, Replacement of building 1, Replacement of building 6, Safety / Security Upgrade, STEM Lab improvements Project Number: P.001954	10,902,000	17,796,400	3,726,019	10,197,578	2,903,072	969,731
McFatter Technical College						
ADA Renovate Restroom, Building Envelope Improvements (Roof, Window, Ext Wall, etc.), Electrical Improvements, Fire Alarm, Fire Sprinklers, HVAC repairs to include buildings 1,2,4,5., Media Center improvements, Safety / Security Upgrade Project Number: P.001658	7,371,525	9,797,585	6,067,560	3,068,929	605,474	55,622

* Project expenditures include, but are not limited to, construction costs, design costs, permitting costs, advertising costs during the planning and procurement phase, equipment, work orders, and Program Management fees.

This is a budget and expenditure activity report, and is not a construction status report.
The accompanying introduction and notes are an integral part of this report.

Established 1915 BROWARD County Public Schools

SMART Program Budget Activity Report

Financially Active Projects Detail Schedule for Quarter Ended March 31, 2025

SMART INVESTMENTS LEAD TO SMART STUDENTS.

GOB Referendum Approved by Voters on 11/4/2014 - 124 Months Since Approval

School/ Project	Original Budget	Current Budget	Prior Years Expenditures	Commitments	Current Year Expenditures	Balance
Millennium 6-12 Collegiate Academy						
Art Room Renovation and Equipment, Building Envelope Improvements (Roof, Window, Ext Wall, etc.), Conversion of Existing Space to Music and/or Art Lab(s), Fire Alarm, HVAC Improvements Project Number: P.002046	2,935,000	5,572,600	5,138,958	106,126	128,955	198,561
Miramar High School						
Building Envelope Improvements (Roof, Window, Ext Wall, etc.), Conversion of Existing Space to Music and/or Art Lab(s), Electrical Improvements, Fire Alarm, Fire Sprinklers, HVAC Improvements, Media Center improvements, Music Room Renovation, STEM Lab imp Project Number: P.002003	11,007,000	21,538,560	18,376,330	852,939	1,901,543	407,748
Monarch High School						
Building Envelope Improvements (Roof, Window, Ext Wall, etc.), HVAC Improvements Project Number: P.002148	2,224,000	9,704,500	2,354,742	1,893,169	5,158,515	298,074
Morrow Elementary School						
Electrical Improvements, Fire Sprinklers Project Number: P.002860	-	900,000	51,419	320,436	420,000	108,145
New Renaissance Middle School						
Building Envelope Improvements (Roof, Window, Ext Wall, etc.), HVAC Improvements Project Number: P.002143	3,554,000	9,254,400	4,351,817	835,806	3,578,862	487,915

* Project expenditures include, but are not limited to, construction costs, design costs, permitting costs, advertising costs during the planning and procurement phase, equipment, work orders, and Program Management fees.

This is a budget and expenditure activity report, and is not a construction status report.
The accompanying introduction and notes are an integral part of this report.

Established 1915 BROWARD County Public Schools

SMART Program Budget Activity Report

Financially Active Projects Detail Schedule for Quarter Ended March 31, 2025

SMART INVESTMENTS LEAD TO SMART STUDENTS.

GOB Referendum Approved by Voters on 11/4/2014 - 124 Months Since Approval

School/ Project	Original Budget	Current Budget	Prior Years Expenditures	Commitments	Current Year Expenditures	Balance
New River Middle School						
Building Envelope Improvements (Roof, Window, Ext Wall, etc.), HVAC Improvements Project Number: P.001710	2,242,000	4,324,600	2,725,219	1,306,096	172,886	120,399
Nob Hill Elementary School						
Building Envelope Improvements (Roof, Window, Ext Wall, etc.), Electrical Improvements, Fire Alarm, Fire Sprinklers, HVAC Improvements, Media Center improvements Project Number: P.002112	1,859,000	2,766,500	2,383,684	289,334	27,842	65,640
North Fork Elementary School						
Building Envelope Improvements (Roof, Window, Ext Wall, etc.), Fire Sprinklers, HVAC Improvements Project Number: P.001849	1,933,000	1,933,000	421,756	-	-	1,511,244
North Side Elementary School						
Building Envelope Improvements (Roof, Window, Ext Wall, etc.), HVAC Improvements Project Number: P.001992	1,696,000	3,564,214	2,590,568	690,258	276,324	7,064
Northeast High School						
ADA renovations related to educational adequacy, Electrical Improvements, Fire Alarm, Fire Sprinklers, HVAC Improvements, Re-Roofing, Safety / Security Upgrade, STEM Lab improvements Project Number: P.001684	14,426,000	25,288,267	21,285,057	3,300,482	557,247	145,481

* Project expenditures include, but are not limited to, construction costs, design costs, permitting costs, advertising costs during the planning and procurement phase, equipment, work orders, and Program Management fees.

This is a budget and expenditure activity report, and is not a construction status report.
The accompanying introduction and notes are an integral part of this report.

Established 1915 BROWARD County Public Schools

SMART Program Budget Activity Report

Financially Active Projects Detail Schedule for Quarter Ended March 31, 2025

SMART INVESTMENTS LEAD TO SMART STUDENTS.

GOB Referendum Approved by Voters on 11/4/2014 - 124 Months Since Approval

School/ Project	Original Budget	Current Budget	Prior Years Expenditures	Commitments	Current Year Expenditures	Balance
Northeast High School						
Demolition to Building 8, 9, 10, 11 and 27, Renovations to Building 12 Locker Rooms, Building 7 A/C for PE Locker Rooms, 24-Classroom New Addition Project Number: P.002301	-	22,197,300	20,969,260	201,093	742,851	284,096
Nova Blanche Forman Elementary School						
Building Envelope Improvements (Roof, Window, Ext Wall, etc.), HVAC Improvements Project Number: P.002149	1,748,000	3,633,055	2,112,237	791,711	380,573	348,534
Nova Dwight D Eisenhower Elementary School						
Building Envelope Improvements (Roof, Window, Ext Wall, etc.), Fire Alarm, Electrical Improvements, Media Center Improvements Project Number: P.002145	1,031,000	3,010,016	2,573,224	81,399	270,211	85,182
Nova High School						
Art Room Renovation and Equipment, Building Envelope Improvements (Roof, Window, Ext Wall, etc.), Electrical Improvements, Fire Alarm, HVAC Improvements, Media Center improvements, Music Room Renovation, Safety / Security Upgrade, STEM Lab improvements Project Number: P.001817	19,833,000	31,446,556	28,642,601	902,708	1,577,528	323,719

* Project expenditures include, but are not limited to, construction costs, design costs, permitting costs, advertising costs during the planning and procurement phase, equipment, work orders, and Program Management fees.

This is a budget and expenditure activity report, and is not a construction status report.
The accompanying introduction and notes are an integral part of this report.

Established 1915 BROWARD County Public Schools

SMART Program Budget Activity Report

Financially Active Projects Detail Schedule for Quarter Ended March 31, 2025

SMART INVESTMENTS LEAD TO SMART STUDENTS.

GOB Referendum Approved by Voters on 11/4/2014 - 124 Months Since Approval

School/ Project	Original Budget	Current Budget	Prior Years Expenditures	Commitments	Current Year Expenditures	Balance
Nova Middle School						
Art Room Renovation and Equipment, Building Envelope Improvements (Roof, Window, Ext Wall, etc.), Conversion of Existing Space to Music and/or Art Lab(s), HVAC Improvements Project Number: P.001898	2,602,000	3,977,171	3,062,639	484,178	269,408	160,946
Re-roofing Building 3, 4, 5, 7, 8, 9, and their associated roof-top mechanical equipment. Project Number: P.002873	-	5,960,000	1,434,131	1,087,875	3,218,676	219,318
Oakland Park Elementary School						
Building Envelope Improvements (Roof, Window, Ext Wall, etc.), Electrical Improvements, Fire Alarm, HVAC Improvements Project Number: P.001895	3,061,000	5,762,330	5,422,250	40,582	7,796	291,702
Oakridge Elementary School						
Building Envelope Improvements (Roof, Window, Ext Wall, etc.), Fire Alarm, HVAC Improvements, Media Center improvements, Replacement of building 2 Project Number: P.001712	3,606,000	5,283,833	4,417,880	511,495	199,646	154,812
Olsen Middle School						
Building Envelope Improvements (Roof, Window, Ext Wall, etc.), Electrical Improvements, Fire Sprinklers, HVAC Improvements, Media Center improvements, Safety / Security Upgrade Project Number: P.001955	7,073,000	11,054,315	10,338,275	185,528	278,133	252,379

* Project expenditures include, but are not limited to, construction costs, design costs, permitting costs, advertising costs during the planning and procurement phase, equipment, work orders, and Program Management fees.

This is a budget and expenditure activity report, and is not a construction status report.
The accompanying introduction and notes are an integral part of this report.

Established 1915 BROWARD County Public Schools

SMART Program Budget Activity Report

Financially Active Projects Detail Schedule for Quarter Ended March 31, 2025

SMART INVESTMENTS LEAD TO SMART STUDENTS.

GOB Referendum Approved by Voters on 11/4/2014 - 124 Months Since Approval

School/ Project	Original Budget	Current Budget	Prior Years Expenditures	Commitments	Current Year Expenditures	Balance
Oriole Elementary School						
ADA Restrooms, Building Envelope Improvements (Roof, Window, Ext Wall, etc.), Fire Alarm, Fire Sprinklers, HVAC Improvements, Media Center improvements Project Number: P.001970	3,176,000	7,166,974	6,528,123	415,875	74,030	148,946
Palmview Elementary School						
Building Envelope Improvements (Roof, Window, Ext Wall, etc.), Fire Sprinklers, HVAC Improvements, Media Center improvements Project Number: P.002084	3,952,000	4,067,000	943,784	129,787	851,498	2,141,931
Park Springs Elementary School						
Building Envelope Improvements (Roof, Window, Ext Wall, etc.), Conversion of Existing Space to Music and/or Art Lab(s), Fire Sprinklers and Fire Alarm, HVAC Improvements, Music Room Renovation Project Number: P.002062	5,021,000	9,771,200	8,319,742	385,438	507,125	558,895
Park Trails Elementary School						
Art Room Renovation and Equipment, Building Envelope Improvements (Roof, Window, Ext Wall, etc.), Conversion of Existing Space to Music and/or Art Lab(s), Fire Alarm, HVAC Improvements, Music Room Renovation Project Number: P.002116	2,314,000	3,614,385	3,376,675	105,835	125,685	6,190

* Project expenditures include, but are not limited to, construction costs, design costs, permitting costs, advertising costs during the planning and procurement phase, equipment, work orders, and Program Management fees.

This is a budget and expenditure activity report, and is not a construction status report.
The accompanying introduction and notes are an integral part of this report.

Established 1915 BROWARD County Public Schools

SMART Program Budget Activity Report

Financially Active Projects Detail Schedule for Quarter Ended March 31, 2025

SMART INVESTMENTS LEAD TO SMART STUDENTS.

GOB Referendum Approved by Voters on 11/4/2014 - 124 Months Since Approval

School/ Project	Original Budget	Current Budget	Prior Years Expenditures	Commitments	Current Year Expenditures	Balance
Pasadena Lakes Elementary School						
Building Envelope Improvements (Roof, Window, Ext Wall, etc.), Fire Sprinklers, HVAC Improvements, Media Center improvements Project Number: P.001634	4,023,000	8,484,239	8,233,608	243,972	6,657	2
Pembroke Lakes Elementary School						
Building Envelope Improvements (Roof, Window, Ext Wall, etc.), Fire Alarm, HVAC Improvements, Media Center improvements Project Number: P.001842	2,554,000	2,656,900	2,186,922	143,722	100,039	226,217
Peters Elementary School						
Building Envelope Improvements (Roof, Window, Ext Wall, etc.), Fire Alarm, Fire Sprinklers, HVAC Improvements, Media Center improvements Project Number: P.002041	3,038,000	10,693,200	5,773,216	2,388,207	1,447,375	1,084,402
Piper High School						
Building Envelope Improvements (Roof, Window, Ext Wall, etc.), Electrical Improvements, Fire Sprinklers, HVAC Improvements, Media Center improvements, Safety / Security Upgrade, STEM Lab improvements Project Number: P.001744	14,921,000	20,566,324	19,935,372	454,700	176,251	1

* Project expenditures include, but are not limited to, construction costs, design costs, permitting costs, advertising costs during the planning and procurement phase, equipment, work orders, and Program Management fees.

This is a budget and expenditure activity report, and is not a construction status report.
The accompanying introduction and notes are an integral part of this report.

Established 1915 BROWARD County Public Schools

SMART Program Budget Activity Report

Financially Active Projects Detail Schedule for Quarter Ended March 31, 2025

SMART INVESTMENTS LEAD TO SMART STUDENTS.

GOB Referendum Approved by Voters on 11/4/2014 - 124 Months Since Approval

School/ Project	Original Budget	Current Budget	Prior Years Expenditures	Commitments	Current Year Expenditures	Balance
Plantation High School						
Building Envelope Improvements (Roof, Window, Ext Wall, etc.), Fire Sprinklers, HVAC Improvements, Media Center improvements, Replace Building 2, Safety / Security Upgrade, STEM Lab improvements Project Number: P.001916	14,949,000	28,380,937	3,664,003	10,216,195	12,658,388	1,842,351
Plantation Park Elementary School						
Building Envelope Improvements (Roof, Window, Ext Wall, etc.), Fire Alarm, HVAC Improvements, Media Center improvements Project Number: P.002136	1,983,000	3,234,546	2,897,900	237,201	30,748	68,697
Pompano Beach High School						
Art Room Renovation and Equipment, Building Envelope Improvements (Roof, Window, Ext Wall, etc.), Conversion of Existing Space to Music and/or Art Lab(s), Fire Sprinklers, HVAC Improvements Project Number: P.002091	2,644,000	3,244,960	1,774,983	903,668	378,319	187,990
Pompano Beach Middle School						
Building Envelope Improvements (Roof, Window, Ext Wall, etc.), Fire Alarm, Fire Sprinklers, HVAC Improvements, Install new SBS Modified roof and accessories to replace roofing existing on Buildings 1, 2, 3, 5 and 8 including canopies, etc., Media Center i Project Number: P.001721	8,084,000	13,676,976	12,697,131	82,230	24,247	873,368

* Project expenditures include, but are not limited to, construction costs, design costs, permitting costs, advertising costs during the planning and procurement phase, equipment, work orders, and Program Management fees.

This is a budget and expenditure activity report, and is not a construction status report.
The accompanying introduction and notes are an integral part of this report.

Established 1915 BROWARD County Public Schools

SMART Program Budget Activity Report

Financially Active Projects Detail Schedule for Quarter Ended March 31, 2025

SMART INVESTMENTS LEAD TO SMART STUDENTS.

GOB Referendum Approved by Voters on 11/4/2014 - 124 Months Since Approval

School/ Project	Original Budget	Current Budget	Prior Years Expenditures	Commitments	Current Year Expenditures	Balance
Quiet Waters Elementary School						
Art Room Renovation and Equipment, Building Envelope Improvements (Roof, Window, Ext Wall, etc.), Conversion of Existing Space to Music and/or Art Lab(s), Fire Sprinklers, HVAC Improvements, Music Room Renovation Project Number: P.001754	4,621,000	6,197,000	4,745,281	444,281	451,482	555,956
Ramblewood Middle School						
Building Envelope Improvements (Roof, Window, Ext Wall, etc.), Electrical Improvements, Fire Sprinklers, HVAC Improvements, Media Center improvements, Safety / Security Upgrade Project Number: P.001867	4,544,000	6,878,241	6,223,357	195,262	23,480	436,142
Riverglades Elementary School						
Building Envelope Improvements (Roof, Window, Ext Wall, etc.), Fire Alarm, Fire Sprinklers, HVAC Improvements Project Number: P.001866	2,670,000	3,118,177	2,645,288	152,428	93,421	227,040
Riverside Elementary School						
Building Envelope Improvements (Roof, Window, Ext Wall, etc.), Fire Alarm, Fire Sprinklers, HVAC Improvements, Media Center improvements Project Number: P.002039	1,500,000	2,224,500	2,040,725	143,661	-	40,114

* Project expenditures include, but are not limited to, construction costs, design costs, permitting costs, advertising costs during the planning and procurement phase, equipment, work orders, and Program Management fees.

This is a budget and expenditure activity report, and is not a construction status report.
The accompanying introduction and notes are an integral part of this report.

Established 1915 BROWARD County Public Schools

SMART Program Budget Activity Report

Financially Active Projects Detail Schedule for Quarter Ended March 31, 2025

SMART INVESTMENTS LEAD TO SMART STUDENTS.

GOB Referendum Approved by Voters on 11/4/2014 - 124 Months Since Approval

School/ Project	Original Budget	Current Budget	Prior Years Expenditures	Commitments	Current Year Expenditures	Balance
Royal Palm Elementary School						
Building Envelope Improvements (Roof, Window, Ext Wall, etc.), Fire Alarm, Fire Sprinklers, HVAC Improvements, Media Center improvements Project Number: P.001896	3,633,000	7,968,944	7,575,844	297,958	95,142	-
Sanders Park Elementary School						
Building Envelope Improvements (Roof, Window, Ext Wall, etc.), Fire Alarm, Fire Sprinklers, HVAC Improvements, Media Center improvements Project Number: P.002132	4,773,000	9,435,000	6,584,849	959,783	1,355,465	534,903
Sandpiper Elementary School						
Fire Alarm, HVAC Improvements Project Number: P.001924	469,000	1,071,647	899,118	43,112	125,692	3,725
Sawgrass Elementary School						
Building Envelope Improvements (Roof, Window, Ext Wall, etc.), Electrical Improvements, Fire Alarm, Fire Sprinklers, HVAC Improvements Project Number: P.002127	2,646,000	4,777,117	4,167,263	262,312	89,856	257,686
Sea Castle Elementary School						
ADA Stage Lift, Building Envelope Improvements (Roof, Window, Ext Wall, etc.), Fire Alarm, HVAC Improvements Project Number: P.001632	2,810,975	4,374,154	4,102,864	5,915	115,002	150,373

* Project expenditures include, but are not limited to, construction costs, design costs, permitting costs, advertising costs during the planning and procurement phase, equipment, work orders, and Program Management fees.

This is a budget and expenditure activity report, and is not a construction status report.
The accompanying introduction and notes are an integral part of this report.

Established 1915 BROWARD County Public Schools

SMART Program Budget Activity Report

Financially Active Projects Detail Schedule for Quarter Ended March 31, 2025

SMART INVESTMENTS LEAD TO SMART STUDENTS.

GOB Referendum Approved by Voters on 11/4/2014 - 124 Months Since Approval

School/ Project	Original Budget	Current Budget	Prior Years Expenditures	Commitments	Current Year Expenditures	Balance
Seagull Alternative High School						
Building Envelope Improvements (Roof, Window, Ext Wall, etc.), Fire Alarm, Fire Sprinklers, HVAC Improvements Project Number: P.001951	1,324,000	2,820,082	1,842,762	228,174	729,028	20,118
Seminole Middle School						
Building Envelope Improvements (Roof, Window, Ext Wall, etc.), Fire Alarm, Fire Sprinklers, HVAC Improvements, Media Center improvements Project Number: P.002047	4,619,000	13,279,562	5,547,395	2,401,685	4,839,176	491,306
Sheridan Hills Elementary School						
Building Envelope Improvements (Roof, Window, Ext Wall, etc.), Electrical Improvements, Fire Alarm, Fire Sprinklers, HVAC Improvements, Media Center improvements, Safety / Security Upgrade, Safety / Ventilation Project Number: P.001636	3,291,764	7,121,961	6,497,663	246,173	193,733	184,392
Sheridan Park Elementary School						
Building Envelope Improvements (Roof, Window, Ext Wall, etc.), Electrical Improvements, Fire Alarm, HVAC Improvements, Media Center improvements, Safety / Security Upgrade Project Number: P.002071	3,115,000	4,113,906	3,575,124	148,090	151,777	238,915

* Project expenditures include, but are not limited to, construction costs, design costs, permitting costs, advertising costs during the planning and procurement phase, equipment, work orders, and Program Management fees.

This is a budget and expenditure activity report, and is not a construction status report.
The accompanying introduction and notes are an integral part of this report.

Established 1915 BROWARD County Public Schools

SMART Program Budget Activity Report

Financially Active Projects Detail Schedule for Quarter Ended March 31, 2025

SMART INVESTMENTS LEAD TO SMART STUDENTS.

GOB Referendum Approved by Voters on 11/4/2014 - 124 Months Since Approval

School/ Project	Original Budget	Current Budget	Prior Years Expenditures	Commitments	Current Year Expenditures	Balance
Sheridan Technical Center						
Building Envelope Improvements (Roof, Window, Ext Wall, etc.), Electrical Improvements, Fire Alarm, Fire Sprinklers, HVAC Improvements, Media Center improvements Project Number: P.002060	7,770,000	23,660,000	1,983,250	18,512,166	2,682,371	482,213
South Broward High School						
ADA renovations related to educational adequacy, Building Envelope Improvements (Roof, Window, Ext Wall, etc.), Electrical Improvements, Fire Sprinklers, HVAC Improvements, Safety / Security Upgrade, STEM Lab improvements Project Number: P.001838	5,952,000	13,306,871	9,188,293	1,613,297	2,464,414	40,867
South Plantation High School						
Electrical Improvements Project Number: P.002597	510,000	1,466,900	930,412	499,338	37,150	0
HVAC Improvements Project Number: P.002598	964,000	1,874,850	817,688	739,864	317,297	1
Stoneman Douglas High School						
Art Room Renovation and Equipment, Building Envelope Improvements (Roof, Window, Ext Wall, etc.), HVAC Improvements, Install Fire Alarm, Music Room Renovation Project Number: P.000817	10,107,805	23,594,605	8,228,234	2,342,040	12,763,326	261,005

* Project expenditures include, but are not limited to, construction costs, design costs, permitting costs, advertising costs during the planning and procurement phase, equipment, work orders, and Program Management fees.

This is a budget and expenditure activity report, and is not a construction status report.
The accompanying introduction and notes are an integral part of this report.

Established 1915 BROWARD County Public Schools

SMART Program Budget Activity Report

Financially Active Projects Detail Schedule for Quarter Ended March 31, 2025

SMART INVESTMENTS LEAD TO SMART STUDENTS.

GOB Referendum Approved by Voters on 11/4/2014 - 124 Months Since Approval

School/ Project	Original Budget	Current Budget	Prior Years Expenditures	Commitments	Current Year Expenditures	Balance
Stranahan High School						
Electrical Improvements, Fire Alarm, Fire Sprinklers, HVAC Improvements, Media Center improvements, Replace non ADA compliant concrete ramps and install aluminum canopies, Roof and loggias replacement, STEM Lab improvements Project Number: P.001683	16,726,000	29,031,577	21,774,791	3,052,231	1,589,310	2,615,245
Tamarac Elementary School						
Fire Protection Building 1 Project Number: P.002874	-	845,000	589,670	9,325	193,145	52,860
Taravella, J.P. High School						
Building Envelope Improvements (Roof, Window, Ext Wall, etc.), Fire Sprinklers, HVAC Improvements, Media Center improvements, Safety / Security Upgrade, STEM Lab improvements Project Number: P.001942	10,990,000	15,699,000	14,211,482	481,400	344,412	661,706
Tedder Elementary School						
Building Envelope Improvements (Roof, Window, Ext Wall, etc.), Fire Alarm, Fire Sprinklers, HVAC Improvements, PE/Athletic Improvements Project Number: P.001808	3,188,000	4,215,616	3,642,974	328,221	190,131	54,290
Tequesta Trace Middle School						
Building Envelope Improvements (Roof, Window, Ext Wall, etc.), Electrical Improvements, Fire Alarm, Fire Sprinklers, HVAC Improvements Project Number: P.002042	3,291,000	10,376,160	9,629,263	117,363	-	629,534

* Project expenditures include, but are not limited to, construction costs, design costs, permitting costs, advertising costs during the planning and procurement phase, equipment, work orders, and Program Management fees.

This is a budget and expenditure activity report, and is not a construction status report.
The accompanying introduction and notes are an integral part of this report.

Established 1915 BROWARD County Public Schools

SMART Program Budget Activity Report

Financially Active Projects Detail Schedule for Quarter Ended March 31, 2025

SMART INVESTMENTS LEAD TO SMART STUDENTS.

GOB Referendum Approved by Voters on 11/4/2014 - 124 Months Since Approval

School/ Project	Original Budget	Current Budget	Prior Years Expenditures	Commitments	Current Year Expenditures	Balance
The Quest Center						
Electrical Improvements, Fire Alarm, HVAC Improvements, Safety / Security Upgrade Project Number: P.001892	1,688,000	1,823,000	1,707,732	97,141	-	18,127
Tropical Elementary School						
Building Envelope Improvements (Roof, Window, Ext Wall, etc.), Conversion of Existing Space to Music and/or Art Lab(s), Fire Alarm, Fire Sprinklers, HVAC Improvements, Media Center improvements Project Number: P.001904	912,000	1,590,085	1,336,858	95,285	114,879	43,063
Village Elementary School						
Fire Alarm, Fire Sprinklers, HVAC Improvements, Media Center improvements Project Number: P.001952	1,003,000	1,336,189	1,046,926	50,595	141,105	97,563
Walker Elementary School						
Building Envelope Improvements (Roof, Window, Ext Wall, etc.), Fire Alarm, HVAC Improvements Project Number: P.001938	1,591,000	3,450,542	3,073,503	35,132	317,918	23,989
Welleby Elementary School						
Building Envelope Improvements (Roof, Window, Ext Wall, etc.), Electrical Improvements, Fire Alarm, Fire Sprinklers, HVAC Improvements Project Number: P.002114	2,775,000	4,821,200	4,406,874	165,382	-	248,944

* Project expenditures include, but are not limited to, construction costs, design costs, permitting costs, advertising costs during the planning and procurement phase, equipment, work orders, and Program Management fees.

This is a budget and expenditure activity report, and is not a construction status report.
The accompanying introduction and notes are an integral part of this report.

Established 1915 BROWARD County Public Schools

SMART Program Budget Activity Report

Financially Active Projects Detail Schedule for Quarter Ended March 31, 2025

SMART INVESTMENTS LEAD TO SMART STUDENTS.

GOB Referendum Approved by Voters on 11/4/2014 - 124 Months Since Approval

School/ Project	Original Budget	Current Budget	Prior Years Expenditures	Commitments	Current Year Expenditures	Balance
Westchester Elementary School						
ADA Restrooms, Replace Fire Alarm, Drainage Improvements, Building Envelope Improvements (Roof, Window, Ext Wall, etc.), Electrical Improvements, Fire Sprinklers, HVAC Improvements, Media Center improvements Project Number: P.001823	3,545,142	3,214,091	2,931,026	62,705	220,359	1
Western High School						
Building Envelope Improvements (Roof, Window, Ext Wall, etc.), Electrical Improvements, HVAC Improvements, Media Center improvements, Safety / Security Upgrade, STEM Lab improvements Project Number: P.001967	4,226,000	6,218,622	2,895,325	729,605	2,322,606	271,086
Westpine Middle School						
Building Envelope Improvements (Roof, Window, Ext Wall, etc.), Fire Sprinklers, HVAC Improvements Project Number: P.002043	2,285,000	4,615,500	4,155,831	158,231	6,160	295,278
Whiddon-Rogers Education Center						
Building Envelope Improvements (Roof, Window, Ext Wall, etc.), Fire Alarm, HVAC Improvements, Media Center improvements, Replacement of building 10, Replacement of building 11, Replacement of building 12, Replacement of building 13 Project Number: P.001711	5,326,000	10,903,680	8,864,250	918,751	810,535	310,144

* Project expenditures include, but are not limited to, construction costs, design costs, permitting costs, advertising costs during the planning and procurement phase, equipment, work orders, and Program Management fees.

This is a budget and expenditure activity report, and is not a construction status report.
The accompanying introduction and notes are an integral part of this report.

Established 1915 BROWARD County Public Schools

SMART Program Budget Activity Report

Financially Active Projects Detail Schedule for Quarter Ended March 31, 2025

SMART INVESTMENTS LEAD TO SMART STUDENTS.

GOB Referendum Approved by Voters on 11/4/2014 - 124 Months Since Approval

School/ Project	Original Budget	Current Budget	Prior Years Expenditures	Commitments	Current Year Expenditures	Balance
Whispering Pines Education Center						
Building Envelope Improvements (Roof, Window, Ext Wall, etc.), Fire Alarm, Fire Sprinklers, HVAC Improvements Project Number: P.002089	2,100,000	4,849,580	3,825,933	334,027	420,584	269,036
Wilton Manors Elementary School						
Building Envelope Improvements (Roof, Window, Ext Wall, etc.), Fire Alarm, HVAC Improvements Project Number: P.001917	3,438,000	5,808,160	4,891,837	436,305	240,664	239,354
Wingate Oaks Center						
Building Envelope Improvements (Roof, Window, Ext Wall, etc.), Fire Alarm, Media Center improvements, Replacement of HVAC equipment in buildings 1,2,4,5. Project Number: P.001741	2,558,000	6,058,217	5,777,851	97,984	45,015	137,367
Young, Virginia Shuman Elementary School						
Building Envelope Improvements (Roof, Window, Ext Wall, etc.), Fire Alarm, HVAC Improvements Project Number: P.002000	1,724,000	4,628,230	3,435,795	783,137	161,685	247,613

* Project expenditures include, but are not limited to, construction costs, design costs, permitting costs, advertising costs during the planning and procurement phase, equipment, work orders, and Program Management fees.

This is a budget and expenditure activity report, and is not a construction status report.
The accompanying introduction and notes are an integral part of this report.

Established 1915 BROWARD County Public Schools

SMART Program Budget Activity Report

Financially Active Projects Detail Schedule
for Quarter Ended March 31, 2025

SMART INVESTMENTS LEAD TO SMART STUDENTS.

GOB Referendum Approved by Voters on 11/4/2014 - 124 Months Since Approval

	Original Budget	Current Budget	Prior Years Expenditures	Commitments	Current Year Expenditures	Balance
Projects Totals	$514,922,730	$986,891,870	$645,420,844	$157,078,289	$119,981,844	$64,410,893
(Less) DEFP	$8,786,419	$8,786,419	$7,638,965	$887,895	$545,660	($286,101)
SMART	$506,136,311	$978,105,451	$637,781,879	$156,190,394	$119,436,184	$64,696,994

* Project expenditures include, but are not limited to, construction costs, design costs, permitting costs, advertising costs during the planning and procurement phase, equipment, work orders, and Program Management fees.

This is a budget and expenditure activity report, and is not a construction status report.
The accompanying introduction and notes are an integral part of this report.

Established 1915 BROWARD County Public Schools

SMART Program Budget Activity Report

Completed and Meets Standard Projects Summary Schedule for Quarter Ended March 31, 2025

SMART INVESTMENTS LEAD TO SMART STUDENTS.

GOB Referendum Approved by Voters on 11/4/2014 - 124 Months Since Approval

GOB	Original Budget	Current Budget	Prior Years Expenditures	Commitments	Current Year Expenditures	Balance
Safety	$ 45,103,592	$ 42,950,787	$ 42,950,787	$ -	$ -	$ -
Music & Art	7,963,000	8,257,052	8,257,052	-	-	-
Athletics	7,339,360	6,493,740	6,493,740	-	-	0
Renovation	255,386,453	302,315,025	302,315,025	-	-	0
Technology	38,489,000	36,825,538	36,825,538	-	-	-
GOB Total	$ 354,281,405	$ 396,842,142	$ 396,842,142	$ 0	$ 0	$ 0

Non-GOB	Original Budget	Current Budget	Prior Years Expenditures	Commitments	Current Year Expenditures	Balance
Safety	$ 5,927,673	$ 19,266,814	$ 12,306,401	$ 1,381,348	$ 1,913,180	$ 3,665,885
Music & Art	21,453,000	21,864,311	21,027,379	86,096	59,674	691,162
Athletics	126,640	208,877	208,403	41	375	58
Renovation	57,078,507	263,977,241	195,332,255	13,264,639	22,659,848	32,720,499
Technology	42,343,000	37,898,472	37,891,507	2,335	-	4,630
Non-GOB Total	$ 126,928,820	$ 343,215,715	$ 266,765,945	$ 14,734,459	$ 24,633,077	$ 37,082,234
Total	$ 481,210,225	$ 740,057,858	$ 663,608,087	$ 14,734,459	$ 24,633,077	$ 37,082,235

Note: When the Facilities Department partially accelerates a phase of a larger project, the project will not be shown as completed in the Budget Activity Report until the entire project is completed. These are noted as partially accelerated for early completion in the School Spotlights.

* Project expenditures include, but are not limited to, construction costs, design costs, permitting costs, advertising costs during the planning and procurement phase, equipment, work orders, and Program Management fees.

There may be some additional financial activity on these projects as the final payments are made and all of the purchase orders are closed-out. When the projects are closed-out remaining balances (savings) are reported to the School Board and returned to the Capital Reserve.

This is a budget and expenditure activity report, and is not a construction status report.
The accompanying introduction and notes are an integral part of this budget activity report.

Established 1915 BROWARD County Public Schools

SMART Program Budget Activity Report

Completed and Meets Standard Projects Detail Schedule for Quarter Ended March 31, 2025

SMART INVESTMENTS LEAD TO SMART STUDENTS.

GOB Referendum Approved by Voters on 11/4/2014 - 124 Months Since Approval

School/ Project	Original Budget	Current Budget	Prior Years Expenditures	Commitments	Current Year Expenditures	Balance
Anderson, Boyd H. High School						
Additional Computers to Close Gap Project Number: 174185002	236,000	235,956	235,956	-	-	-
Wireless Network Upgrade and CAT 6 Data Port Upgrade Project Number: 174185003	160,000	131,873	131,873	-	-	-
Music Instruments Project Number: 174185009	300,000	299,970	299,970	-	-	-
Renovation of the existing Media Center including select demolition, removal of existing interior stair, new interior wall,etc. Project Number: P.001360	2,018,340	1,570,301	1,570,301	-	-	-
Weight Room Renovation Project Number: P.002024	121,000	120,691	120,691	-	-	0
School Choice Enhancement Project Number: P.002176	100,000	100,000	100,000	-	-	-
Apollo Middle School						
Technology Infrastructure Upgrade Project Number: 179185001	13,000	12,997	12,997	-	-	-
Additional Computers to Close Gap Project Number: 179185002	104,000	103,985	103,985	-	-	-
Wireless Network Upgrade and CAT 6 Data Port Upgrade Project Number: 179185003	131,000	91,526	91,526	-	-	-
Music Instruments Project Number: 179185009	100,000	99,993	99,993	-	-	-

* Project expenditures include, but are not limited to, construction costs, design costs, permitting costs, advertising costs during the planning and procurement phase, equipment, work orders, and Program Management fees.

There may be some additional financial activity on these projects as the final payments are made and all of the purchase orders are closed-out. When the projects are closed-out remaining balances (savings) are reported to the School Board and returned to the Capital Reserve.

This is a budget and expenditure activity report, and is not a construction status report.
The accompanying introduction and notes are an integral part of this budget activity report.

Established 1915 BROWARD County Public Schools

SMART Program Budget Activity Report

Completed and Meets Standard Projects Detail Schedule for Quarter Ended March 31, 2025

SMART INVESTMENTS LEAD TO SMART STUDENTS.

GOB Referendum Approved by Voters on 11/4/2014 - 124 Months Since Approval

School/ Project	Original Budget	Current Budget	Prior Years Expenditures	Commitments	Current Year Expenditures	Balance
Apollo Middle School						
Track Resurfacing Project Number: P.002053	70,000	47,970	47,970	-	-	-
Building Envelope Improvements (Roof, Window, Ext Wall, etc.), Fire Sprinklers, HVAC Improvements, Media Center improvements, Safety / Security Upgrade Project Number: P.002110	6,915,000	12,232,777	9,386,742	482,485	965,415	1,398,135
School Choice Enhancement Project Number: P.002388	100,000	100,000	100,000	-	-	-
Atlantic Technical College						
Technology Infrastructure Upgrade Project Number: 222185001	483,000	483,000	483,000	-	-	-
Wireless Network Upgrade and CAT 6 Data Port Upgrade Project Number: 222185003	179,000	172,804	172,804	-	-	-
School Choice Enhancement Project Number: P.001789	100,000	99,996	99,996	-	-	0
Atlantic Technical, Arthur Ashe, Jr Campus						
Wireless Network Upgrade and CAT 6 Data Port Upgrade Project Number: 470285003	100,000	100,000	100,000	-	-	-
School Choice Enhancement Project Number: P.001693	100,000	99,827	99,827	-	-	-
Building Envelope Improvements (Roof, Window, Ext Wall, etc.), Fire Alarm Project Number: P.001959	1,242,000	3,172,267	1,952,033	-	8,172	1,212,062

* Project expenditures include, but are not limited to, construction costs, design costs, permitting costs, advertising costs during the planning and procurement phase, equipment, work orders, and Program Management fees.

There may be some additional financial activity on these projects as the final payments are made and all of the purchase orders are closed-out. When the projects are closed-out remaining balances (savings) are reported to the School Board and returned to the Capital Reserve.

This is a budget and expenditure activity report, and is not a construction status report.
The accompanying introduction and notes are an integral part of this budget activity report.

Established 1915 BROWARD County Public Schools

SMART Program Budget Activity Report

Completed and Meets Standard Projects Detail Schedule for Quarter Ended March 31, 2025

SMART INVESTMENTS LEAD TO SMART STUDENTS.

GOB Referendum Approved by Voters on 11/4/2014 - 124 Months Since Approval

School/ Project	Original Budget	Current Budget	Prior Years Expenditures	Commitments	Current Year Expenditures	Balance
Atlantic West Elementary School						
Additional Computers to Close Gap Project Number: 251185002	146,000	145,987	145,987	-	-	-
Wireless Network Upgrade and CAT 6 Data Port Upgrade Project Number: 251185003	105,000	63,207	63,207	-	-	-
Music Instruments Project Number: 251185009	50,000	49,985	49,985	-	-	-
Building Envelope Improvements (Roof, Window, Ext Wall, etc.), Fire Sprinklers, HVAC Improvements, Media Center improvements Project Number: P.001796	2,617,000	2,710,500	992,206	39,412	387,437	1,291,445
School Choice Enhancement Project Number: P.002104	100,000	100,000	100,000	-	-	-
Replace the existing Roofs at Buildings 1, 3, 6 and associated Roof Top Mechanical upgrades. Project Number: P.002810	-	5,044,211	4,455,641	-	482,367	106,203
Attucks Middle School						
Additional Computers to Close Gap Project Number: 034385002	82,000	81,910	81,910	-	-	-
Wireless Network Upgrade and CAT 6 Data Port Upgrade Project Number: 034385003	121,000	105,710	105,710	-	-	-
Music Instruments Project Number: 034385009	100,000	99,970	99,970	-	-	-

* Project expenditures include, but are not limited to, construction costs, design costs, permitting costs, advertising costs during the planning and procurement phase, equipment, work orders, and Program Management fees.

There may be some additional financial activity on these projects as the final payments are made and all of the purchase orders are closed-out. When the projects are closed-out remaining balances (savings) are reported to the School Board and returned to the Capital Reserve.

This is a budget and expenditure activity report, and is not a construction status report.
The accompanying introduction and notes are an integral part of this budget activity report.

Established 1915 BROWARD County Public Schools

SMART Program Budget Activity Report

Completed and Meets Standard Projects Detail Schedule for Quarter Ended March 31, 2025

SMART INVESTMENTS LEAD TO SMART STUDENTS.

GOB Referendum Approved by Voters on 11/4/2014 - 124 Months Since Approval

School/ Project	Original Budget	Current Budget	Prior Years Expenditures	Commitments	Current Year Expenditures	Balance
Attucks Middle School						
Building Envelope Improvements (Roof, Window, Ext Wall, etc.), Media Center improvements Project Number: P.001633	1,201,000	1,315,566	1,315,566	-	-	-
School Choice Enhancement Project Number: P.001709	100,000	99,980	99,980	-	-	-
Bair Middle School						
Additional Computers to Close Gap Project Number: 261185002	134,000	133,949	133,949	-	-	-
Wireless Network Upgrade and CAT 6 Data Port Upgrade Project Number: 261185003	147,000	108,330	108,330	-	-	-
Music Instruments Project Number: 261185009	100,000	99,997	99,997	-	-	0
School Choice Enhancement Project Number: P.002228	100,000	99,955	99,955	-	-	0
Banyan Elementary School						
Technology Infrastructure Upgrade Project Number: 200185001	18,000	17,996	17,996	-	-	-
Additional Computers to Close Gap Project Number: 200185002	155,000	154,942	154,942	-	-	-
Wireless Network Upgrade and CAT 6 Data Port Upgrade Project Number: 200185003	94,000	66,154	66,154	-	-	-
Music Instruments Project Number: 200185009	50,000	49,998	49,998	-	-	0

* Project expenditures include, but are not limited to, construction costs, design costs, permitting costs, advertising costs during the planning and procurement phase, equipment, work orders, and Program Management fees.

There may be some additional financial activity on these projects as the final payments are made and all of the purchase orders are closed-out. When the projects are closed-out remaining balances (savings) are reported to the School Board and returned to the Capital Reserve.

This is a budget and expenditure activity report, and is not a construction status report.
The accompanying introduction and notes are an integral part of this budget activity report.

Established 1915 BROWARD County Public Schools

SMART Program Budget Activity Report

Completed and Meets Standard Projects Detail Schedule for Quarter Ended March 31, 2025

SMART INVESTMENTS LEAD TO SMART STUDENTS.

GOB Referendum Approved by Voters on 11/4/2014 - 124 Months Since Approval

School/ Project	Original Budget	Current Budget	Prior Years Expenditures	Commitments	Current Year Expenditures	Balance
Banyan Elementary School						
School Choice Enhancement Project Number: P.001767	100,000	110,243	110,243	-	-	-
Building Envelope Improvements (Roof, Window, Ext Wall, etc.), HVAC Improvements, Media Center improvements Project Number: P.001944	1,243,000	2,341,379	2,268,366	31,553	-	41,460
Bayview Elementary School						
Technology Infrastructure Upgrade Project Number: 064185001	65,000	64,997	64,997	-	-	-
Additional Computers to Close Gap Project Number: 064185002	92,000	91,988	91,988	-	-	-
Wireless Network Upgrade and CAT 6 Data Port Upgrade Project Number: 064185003	24,000	23,550	23,550	-	-	-
Music Instruments Project Number: 064185009	50,000	45,893	45,893	-	-	-
Building Envelope Improvements (Roof, Window, Ext Wall, etc.), HVAC Improvements Project Number: P.001786	1,742,000	2,556,281	2,556,281	-	-	-
School Choice Enhancement Project Number: P.002172	100,000	100,000	100,000	-	-	-
Beachside Montessori Village						
Technology Infrastructure Upgrade Project Number: 204185001	4,000	3,998	3,998	-	-	-

* Project expenditures include, but are not limited to, construction costs, design costs, permitting costs, advertising costs during the planning and procurement phase, equipment, work orders, and Program Management fees.

There may be some additional financial activity on these projects as the final payments are made and all of the purchase orders are closed-out. When the projects are closed-out remaining balances (savings) are reported to the School Board and returned to the Capital Reserve.

This is a budget and expenditure activity report, and is not a construction status report.
The accompanying introduction and notes are an integral part of this budget activity report.

Established 1915 BROWARD County Public Schools

SMART Program Budget Activity Report

Completed and Meets Standard Projects Detail Schedule for Quarter Ended March 31, 2025

SMART INVESTMENTS LEAD TO SMART STUDENTS.

GOB Referendum Approved by Voters on 11/4/2014 - 124 Months Since Approval

School/ Project	Original Budget	Current Budget	Prior Years Expenditures	Commitments	Current Year Expenditures	Balance
Beachside Montessori Village						
Additional Computers to Close Gap Project Number: 204185002	210,000	209,806	209,806	-	-	-
Wireless Network Upgrade and CAT 6 Data Port Upgrade Project Number: 204185003	27,000	26,998	26,998	-	-	-
Music Instruments Project Number: 204185009	100,000	98,657	98,657	-	-	0
School Choice Enhancement Project Number: P.001742	100,000	99,969	99,969	-	-	0
Ben Gamla						
Charter School Technology Project Number: 541085004	178,028	177,958	177,958	-	-	-
Ben Gamla Charter School North Broward						
Charter School Technology Project Number: 500185004	22,778	22,773	22,773	-	-	-
Ben Gamla Charter School South Broward						
Charter School Technology Project Number: 539285004	114,789	114,781	114,781	-	-	-
Bennett Elementary School						
Additional Computers to Close Gap Project Number: 020185002	79,000	78,569	78,569	-	-	-
Wireless Network Upgrade and CAT 6 Data Port Upgrade Project Number: 020185003	76,000	46,163	46,163	-	-	-
Music Instruments Project Number: 020185009	50,000	33,304	33,304	-	-	-

* Project expenditures include, but are not limited to, construction costs, design costs, permitting costs, advertising costs during the planning and procurement phase, equipment, work orders, and Program Management fees.

There may be some additional financial activity on these projects as the final payments are made and all of the purchase orders are closed-out. When the projects are closed-out remaining balances (savings) are reported to the School Board and returned to the Capital Reserve.

This is a budget and expenditure activity report, and is not a construction status report.
The accompanying introduction and notes are an integral part of this budget activity report.

Established 1915 BROWARD County Public Schools

SMART Program Budget Activity Report

Completed and Meets Standard Projects Detail Schedule for Quarter Ended March 31, 2025

SMART INVESTMENTS LEAD TO SMART STUDENTS.

GOB Referendum Approved by Voters on 11/4/2014 - 124 Months Since Approval

School/ Project	Original Budget	Current Budget	Prior Years Expenditures	Commitments	Current Year Expenditures	Balance
Bennett Elementary School						
School Choice Enhancement Project Number: P.002381	100,000	99,752	99,752	-	-	-
Bethune, Mary M. Elementary School						
Technology Infrastructure Upgrade Project Number: 034185001	21,000	9,007	9,007	-	-	-
Additional Computers to Close Gap Project Number: 034185002	185,000	184,978	184,978	-	-	-
Wireless Network Upgrade and CAT 6 Data Port Upgrade Project Number: 034185003	114,000	54,825	54,825	-	-	-
Music Instruments Project Number: 034185009	50,000	49,999	49,999	-	-	-
Building Envelope Improvements (Roof, Window, Ext Wall, etc.), HVAC Improvements, Replacement of building 4, Replacement of building 6 Project Number: P.002125	3,151,000	3,151,000	2,260,295	-	285,926	604,779
School Choice Enhancement Project Number: P.002536	100,000	99,950	99,950	-	-	0
Boulevard Heights Elementary School						
Additional Computers to Close Gap Project Number: 097185002	53,000	52,814	52,814	-	-	-
Wireless Network Upgrade and CAT 6 Data Port Upgrade Project Number: 097185003	77,000	56,961	56,961	-	-	-

* Project expenditures include, but are not limited to, construction costs, design costs, permitting costs, advertising costs during the planning and procurement phase, equipment, work orders, and Program Management fees.

There may be some additional financial activity on these projects as the final payments are made and all of the purchase orders are closed-out. When the projects are closed-out remaining balances (savings) are reported to the School Board and returned to the Capital Reserve.

This is a budget and expenditure activity report, and is not a construction status report.
The accompanying introduction and notes are an integral part of this budget activity report.

Established 1915 BROWARD County Public Schools

SMART Program Budget Activity Report

Completed and Meets Standard Projects Detail Schedule for Quarter Ended March 31, 2025

SMART INVESTMENTS LEAD TO SMART STUDENTS.

GOB Referendum Approved by Voters on 11/4/2014 - 124 Months Since Approval

School/ Project	Original Budget	Current Budget	Prior Years Expenditures	Commitments	Current Year Expenditures	Balance
Boulevard Heights Elementary School						
Music Instruments Project Number: 097185009	50,000	50,000	50,000	-	-	-
Art Room Renovation and Equipment, Building Envelope Improvements (Roof, Window, Ext Wall, etc.), HVAC Improvements, Music Room Renovation, Replacement of building 1, Replacement of building 4 Project Number: P.002065	3,790,000	5,885,613	5,852,203	-	33,406	4
School Choice Enhancement Project Number: P.002216	100,000	99,944	99,944	-	-	-
Bright Horizons Center						
Additional Computers to Close Gap Project Number: 087185002	31,000	30,974	30,974	-	-	-
Wireless Network Upgrade and CAT 6 Data Port Upgrade Project Number: 087185003	57,000	49,290	49,290	-	-	-
Music Instruments Project Number: 087185009	50,000	-	-	-	-	-
Building Envelope Improvements (Roof, Window, Ext Wall, etc.), Fire Alarm, Fire Sprinklers, HVAC Improvements Project Number: P.001974	1,663,000	3,861,699	3,819,478	21,403	-	20,818
School Choice Enhancement Project Number: P.002214	100,000	99,984	99,984	-	-	0

* Project expenditures include, but are not limited to, construction costs, design costs, permitting costs, advertising costs during the planning and procurement phase, equipment, work orders, and Program Management fees.

There may be some additional financial activity on these projects as the final payments are made and all of the purchase orders are closed-out. When the projects are closed-out remaining balances (savings) are reported to the School Board and returned to the Capital Reserve.

This is a budget and expenditure activity report, and is not a construction status report.
The accompanying introduction and notes are an integral part of this budget activity report.

Established 1915 BROWARD County Public Schools

SMART Program Budget Activity Report

Completed and Meets Standard Projects Detail Schedule for Quarter Ended March 31, 2025

SMART INVESTMENTS LEAD TO SMART STUDENTS.

GOB Referendum Approved by Voters on 11/4/2014 - 124 Months Since Approval

School/ Project	Original Budget	Current Budget	Prior Years Expenditures	Commitments	Current Year Expenditures	Balance
Broadview Elementary School						
Technology Infrastructure Upgrade Project Number: 081185001	113,000	75,855	75,855	-	-	-
Additional Computers to Close Gap Project Number: 081185002	222,000	221,815	221,815	-	-	-
Wireless Network Upgrade and CAT 6 Data Port Upgrade Project Number: 081185003	111,000	65,815	65,815	-	-	-
Music Instruments Project Number: 081185009	50,000	43,676	43,676	-	-	-
School Choice Enhancement Project Number: P.001893	100,000	100,000	100,000	-	-	-
Broward Community Charter West						
Charter School Technology Project Number: 540385004	95,008	94,687	94,687	-	-	-
Broward Estates Elementary School						
Technology Infrastructure Upgrade Project Number: 050185001	9,000	6,447	6,447	-	-	-
Additional Computers to Close Gap Project Number: 050185002	50,000	49,976	49,976	-	-	-
Wireless Network Upgrade and CAT 6 Data Port Upgrade Project Number: 050185003	44,000	33,403	33,403	-	-	-
Music Instruments Project Number: 050185009	50,000	49,274	49,274	-	-	0

* Project expenditures include, but are not limited to, construction costs, design costs, permitting costs, advertising costs during the planning and procurement phase, equipment, work orders, and Program Management fees.

There may be some additional financial activity on these projects as the final payments are made and all of the purchase orders are closed-out. When the projects are closed-out remaining balances (savings) are reported to the School Board and returned to the Capital Reserve.

This is a budget and expenditure activity report, and is not a construction status report.
The accompanying introduction and notes are an integral part of this budget activity report.

Established 1915 BROWARD County Public Schools

SMART Program Budget Activity Report

Completed and Meets Standard Projects Detail Schedule for Quarter Ended March 31, 2025

SMART INVESTMENTS LEAD TO SMART STUDENTS.

GOB Referendum Approved by Voters on 11/4/2014 - 124 Months Since Approval

School/ Project	Original Budget	Current Budget	Prior Years Expenditures	Commitments	Current Year Expenditures	Balance
Broward Estates Elementary School						
School Choice Enhancement Project Number: P.002931	100,000	99,613	99,613	-	-	-
Castle Hill Annex						
School Choice Enhancement Project Number: P.002356	100,000	99,998	99,998	-	-	-
Castle Hill Elementary School						
Technology Infrastructure Upgrade Project Number: 146185001	17,000	12,257	12,257	-	-	-
Additional Computers to Close Gap Project Number: 146185002	171,000	170,681	170,681	-	-	-
Wireless Network Upgrade and CAT 6 Data Port Upgrade Project Number: 146185003	45,000	25,422	25,422	-	-	-
Music Instruments Project Number: 146185009	50,000	49,514	49,514	-	-	-
Building Envelope Improvements (Roof, Window, Ext Wall, etc.), Fire Alarm, Fire Sprinklers, HVAC Improvements, Media Center improvements Project Number: P.001661	2,109,000	3,742,032	3,499,318	-	242,714	-
School Choice Enhancement Project Number: P.001910	100,000	99,276	99,276	-	-	-
Central Charter School						
Charter School Technology Project Number: 504185004	360,851	360,831	360,831	-	-	-

* Project expenditures include, but are not limited to, construction costs, design costs, permitting costs, advertising costs during the planning and procurement phase, equipment, work orders, and Program Management fees.

There may be some additional financial activity on these projects as the final payments are made and all of the purchase orders are closed-out. When the projects are closed-out remaining balances (savings) are reported to the School Board and returned to the Capital Reserve.

This is a budget and expenditure activity report, and is not a construction status report.
The accompanying introduction and notes are an integral part of this budget activity report.

Established 1915 BROWARD County Public Schools

SMART Program Budget Activity Report

Completed and Meets Standard Projects Detail Schedule for Quarter Ended March 31, 2025

SMART INVESTMENTS LEAD TO SMART STUDENTS.

GOB Referendum Approved by Voters on 11/4/2014 - 124 Months Since Approval

School/ Project	Original Budget	Current Budget	Prior Years Expenditures	Commitments	Current Year Expenditures	Balance
Central Park Elementary School						
Technology Infrastructure Upgrade Project Number: 264185001	164,000	107,802	107,802	-	-	-
Additional Computers to Close Gap Project Number: 264185002	139,000	138,964	138,964	-	-	-
Wireless Network Upgrade and CAT 6 Data Port Upgrade Project Number: 264185003	113,000	65,315	65,315	-	-	-
Music Instruments Project Number: 264185009	50,000	49,960	49,960	-	-	-
School Choice Enhancement Project Number: P.001894	100,000	99,816	99,816	-	-	-
Challenger Elementary School						
Additional Computers to Close Gap Project Number: 377185002	223,000	222,929	222,929	-	-	-
Wireless Network Upgrade and CAT 6 Data Port Upgrade Project Number: 377185003	113,000	71,936	71,936	-	-	-
Music Instruments Project Number: 377185009	50,000	49,999	49,999	-	-	-
Building Envelope Improvements (Roof, Window, Ext Wall, etc.), Conversion of Existing Space to Music and/or Art Lab(s), Fire Alarm, HVAC Improvements, Music Room Renovation Project Number: P.002040	1,349,000	3,555,100	3,189,263	90,297	117,920	157,620

* Project expenditures include, but are not limited to, construction costs, design costs, permitting costs, advertising costs during the planning and procurement phase, equipment, work orders, and Program Management fees.

There may be some additional financial activity on these projects as the final payments are made and all of the purchase orders are closed-out. When the projects are closed-out remaining balances (savings) are reported to the School Board and returned to the Capital Reserve.

This is a budget and expenditure activity report, and is not a construction status report.
The accompanying introduction and notes are an integral part of this budget activity report.

Established 1915 BROWARD County Public Schools

SMART Program Budget Activity Report

Completed and Meets Standard Projects Detail Schedule for Quarter Ended March 31, 2025

SMART INVESTMENTS LEAD TO SMART STUDENTS.

GOB Referendum Approved by Voters on 11/4/2014 - 124 Months Since Approval

School/ Project	Original Budget	Current Budget	Prior Years Expenditures	Commitments	Current Year Expenditures	Balance
Challenger Elementary School						
School Choice Enhancement Project Number: P.002276	100,000	99,999	99,999	-	-	-
Championship Academy of Distinction at Davie						
Charter School Technology Project Number: 542285004	183,722	183,714	183,714	-	-	-
Championship Academy of Distinction at Hollywood						
Charter School Technology Project Number: 536185004	120,783	120,774	120,774	-	-	-
Chapel Trail Elementary School						
Technology Infrastructure Upgrade Project Number: 296185001	108,000	69,855	69,855	-	-	-
Additional Computers to Close Gap Project Number: 296185002	207,000	206,828	206,828	-	-	-
Wireless Network Upgrade and CAT 6 Data Port Upgrade Project Number: 296185003	131,000	69,630	69,630	-	-	-
Music Instruments Project Number: 296185009	50,000	47,393	47,393	-	-	-
Building Envelope Improvements (Roof, Window, Ext Wall, etc.), Fire Alarm, HVAC Improvements Project Number: P.001732	1,688,000	4,538,436	4,317,652	20,503	7,962	192,319
School Choice Enhancement Project Number: P.001853	100,000	99,979	99,979	-	-	-

* Project expenditures include, but are not limited to, construction costs, design costs, permitting costs, advertising costs during the planning and procurement phase, equipment, work orders, and Program Management fees.

There may be some additional financial activity on these projects as the final payments are made and all of the purchase orders are closed-out. When the projects are closed-out remaining balances (savings) are reported to the School Board and returned to the Capital Reserve.

This is a budget and expenditure activity report, and is not a construction status report.
The accompanying introduction and notes are an integral part of this budget activity report.

Established 1915 BROWARD County Public Schools

SMART Program Budget Activity Report

Completed and Meets Standard Projects Detail Schedule for Quarter Ended March 31, 2025

SMART INVESTMENTS LEAD TO SMART STUDENTS.

GOB Referendum Approved by Voters on 11/4/2014 - 124 Months Since Approval

School/ Project	Original Budget	Current Budget	Prior Years Expenditures	Commitments	Current Year Expenditures	Balance
Charter School of Excellence						
Charter School Technology Project Number: 503185004	83,020	83,015	83,015	-	-	-
Charter School of Excellence at Davie						
Charter School Technology Project Number: 527185004	65,337	65,333	65,333	-	-	-
Charter School of Excellence at Davie 2						
Charter School Technology Project Number: 502685004	6,893	6,886	6,886	-	-	-
Charter School of Excellence Fort Lauderdale 2						
Charter School Technology Project Number: 539485004	7,792	7,788	7,788	-	-	-
Charter School of Excellence Tamarac 1 Campus						
Charter School Technology Project Number: 520185004	127,377	127,368	127,368	-	-	-
Charter School of Excellence Tamarac 2 Campus						
Charter School Technology Project Number: 529185004	6,893	6,884	6,884	-	-	-
City of Coral Springs						
Charter School Technology Project Number: 509185004	498,418	498,414	498,414	-	-	-
City of Pembroke Pines East						
Charter School Technology Project Number: 505185004	576,942	576,879	576,879	-	-	-

* Project expenditures include, but are not limited to, construction costs, design costs, permitting costs, advertising costs during the planning and procurement phase, equipment, work orders, and Program Management fees.

There may be some additional financial activity on these projects as the final payments are made and all of the purchase orders are closed-out. When the projects are closed-out remaining balances (savings) are reported to the School Board and returned to the Capital Reserve.

This is a budget and expenditure activity report, and is not a construction status report.
The accompanying introduction and notes are an integral part of this budget activity report.

Established 1915 BROWARD County Public Schools

SMART Program Budget Activity Report

Completed and Meets Standard Projects Detail Schedule for Quarter Ended March 31, 2025

SMART INVESTMENTS LEAD TO SMART STUDENTS.

GOB Referendum Approved by Voters on 11/4/2014 - 124 Months Since Approval

School/ Project	Original Budget	Current Budget	Prior Years Expenditures	Commitments	Current Year Expenditures	Balance
City of Pembroke Pines High						
Charter School Technology Project Number: 512185004	606,313	606,295	606,295	-	-	-
City of Pembroke Pines Middle West						
Charter School Technology Project Number: 508185004	395,018	394,999	394,999	-	-	-
Coconut Creek Elementary School						
Technology Infrastructure Upgrade Project Number: 142185001	17,000	16,965	16,965	-	-	-
Additional Computers to Close Gap Project Number: 142185002	158,000	157,958	157,958	-	-	-
Wireless Network Upgrade and CAT 6 Data Port Upgrade Project Number: 142185003	84,000	77,554	77,554	-	-	-
Music Instruments Project Number: 142185009	50,000	49,947	49,947	-	-	-
Building Envelope Improvements (Roof, Window, Ext Wall, etc.), Fire Alarm, Fire Sprinklers, Media Center improvements, Replace existing classroom unit ventilators (approximately 43 classrooms) with new unit ventilators, duct and diffusers, etc. Project Number: P.001413	4,527,618	4,912,446	4,912,446	-	-	-
School Choice Enhancement Project Number: P.001720	100,000	99,998	99,998	-	-	-

* Project expenditures include, but are not limited to, construction costs, design costs, permitting costs, advertising costs during the planning and procurement phase, equipment, work orders, and Program Management fees.

There may be some additional financial activity on these projects as the final payments are made and all of the purchase orders are closed-out. When the projects are closed-out remaining balances (savings) are reported to the School Board and returned to the Capital Reserve.

This is a budget and expenditure activity report, and is not a construction status report.
The accompanying introduction and notes are an integral part of this budget activity report.

Established 1915 BROWARD County Public Schools

SMART Program Budget Activity Report

Completed and Meets Standard Projects Detail Schedule for Quarter Ended March 31, 2025

SMART INVESTMENTS LEAD TO SMART STUDENTS.

GOB Referendum Approved by Voters on 11/4/2014 - 124 Months Since Approval

School/ Project	Original Budget	Current Budget	Prior Years Expenditures	Commitments	Current Year Expenditures	Balance
Coconut Creek High School						
Technology Infrastructure Upgrade Project Number: 168185001	26,000	16,306	16,306	-	-	-
Additional Computers to Close Gap Project Number: 168185002	288,000	287,849	287,849	-	-	-
Wireless Network Upgrade and CAT 6 Data Port Upgrade Project Number: 168185003	233,000	118,258	118,258	-	-	-
Music Instruments Project Number: 168185009	300,000	299,995	299,995	-	-	-
Weight Room Renovation Project Number: P.002019	121,000	120,534	120,534	-	-	-
School Choice Enhancement Project Number: P.002174	100,000	99,990	99,990	-	-	0
Coconut Palm Elementary School						
Technology Infrastructure Upgrade Project Number: 374185001	145,000	80,568	80,568	-	-	-
Additional Computers to Close Gap Project Number: 374185002	192,000	191,953	191,953	-	-	-
Wireless Network Upgrade and CAT 6 Data Port Upgrade Project Number: 374185003	56,000	-	-	-	-	-
Music Instruments Project Number: 374185009	50,000	49,915	49,915	-	-	0
School Choice Enhancement Project Number: P.001812	100,000	99,951	99,951	-	-	-

* Project expenditures include, but are not limited to, construction costs, design costs, permitting costs, advertising costs during the planning and procurement phase, equipment, work orders, and Program Management fees.

There may be some additional financial activity on these projects as the final payments are made and all of the purchase orders are closed-out. When the projects are closed-out remaining balances (savings) are reported to the School Board and returned to the Capital Reserve.

This is a budget and expenditure activity report, and is not a construction status report.
The accompanying introduction and notes are an integral part of this budget activity report.

Established 1915 BROWARD County Public Schools

SMART Program Budget Activity Report

Completed and Meets Standard Projects Detail Schedule for Quarter Ended March 31, 2025

SMART INVESTMENTS LEAD TO SMART STUDENTS.

GOB Referendum Approved by Voters on 11/4/2014 - 124 Months Since Approval

School/ Project	Original Budget	Current Budget	Prior Years Expenditures	Commitments	Current Year Expenditures	Balance
Coconut Palm Elementary School						
Building Envelope Improvements (Roof, Window, Ext Wall, etc.), Fire Alarm, HVAC Improvements Project Number: P.002088	1,056,000	2,700,300	2,416,586	257,428	1,101	25,185
Colbert Elementary School						
Additional Computers to Close Gap Project Number: 023185002	123,000	122,824	122,824	-	-	-
Wireless Network Upgrade and CAT 6 Data Port Upgrade Project Number: 023185003	58,000	28,562	28,562	-	-	-
Music Instruments Project Number: 023185009	50,000	49,999	49,999	-	-	-
Building Envelope Improvements (Roof, Window, Ext Wall, etc.), HVAC Improvements, Safety / Security Upgrade Project Number: P.001937	756,000	1,328,766	1,328,766	-	-	0
School Choice Enhancement Project Number: P.002035	100,000	99,999	99,999	-	-	-
Collins Elementary School						
Additional Computers to Close Gap Project Number: 033185002	64,000	63,779	63,779	-	-	-
Wireless Network Upgrade and CAT 6 Data Port Upgrade Project Number: 033185003	52,000	39,802	39,802	-	-	-
Music Instruments Project Number: 033185009	50,000	-	-	-	-	-

* Project expenditures include, but are not limited to, construction costs, design costs, permitting costs, advertising costs during the planning and procurement phase, equipment, work orders, and Program Management fees.

There may be some additional financial activity on these projects as the final payments are made and all of the purchase orders are closed-out. When the projects are closed-out remaining balances (savings) are reported to the School Board and returned to the Capital Reserve.

This is a budget and expenditure activity report, and is not a construction status report.
The accompanying introduction and notes are an integral part of this budget activity report.

Established 1915 BROWARD County Public Schools

SMART Program Budget Activity Report

Completed and Meets Standard Projects Detail Schedule for Quarter Ended March 31, 2025

SMART INVESTMENTS LEAD TO SMART STUDENTS.

GOB Referendum Approved by Voters on 11/4/2014 - 124 Months Since Approval

School/ Project	Original Budget	Current Budget	Prior Years Expenditures	Commitments	Current Year Expenditures	Balance
Collins Elementary School						
School Choice Enhancement Project Number: P.002213	100,000	100,000	100,000	-	-	-
Cooper City Elementary School						
Technology Infrastructure Upgrade Project Number: 121185001	136,000	83,221	83,221	-	-	-
Additional Computers to Close Gap Project Number: 121185002	132,000	131,833	131,833	-	-	-
Wireless Network Upgrade and CAT 6 Data Port Upgrade Project Number: 121185003	65,000	-	-	-	-	-
Music Instruments Project Number: 121185009	50,000	45,695	45,695	-	-	-
School Choice Enhancement Project Number: P.002336	100,000	99,872	99,872	-	-	0
Cooper City High School						
Technology Infrastructure Upgrade Project Number: 193185001	24,000	-	-	-	-	-
Additional Computers to Close Gap Project Number: 193185002	54,000	53,946	53,946	-	-	-
Wireless Network Upgrade and CAT 6 Data Port Upgrade Project Number: 193185003	150,000	80,181	80,181	-	-	-
Music Instruments Project Number: 193185009	300,000	299,996	299,996	-	-	-

* Project expenditures include, but are not limited to, construction costs, design costs, permitting costs, advertising costs during the planning and procurement phase, equipment, work orders, and Program Management fees.

There may be some additional financial activity on these projects as the final payments are made and all of the purchase orders are closed-out. When the projects are closed-out remaining balances (savings) are reported to the School Board and returned to the Capital Reserve.

This is a budget and expenditure activity report, and is not a construction status report.
The accompanying introduction and notes are an integral part of this budget activity report.

Established 1915 BROWARD County Public Schools

SMART Program Budget Activity Report

Completed and Meets Standard Projects Detail Schedule for Quarter Ended March 31, 2025

SMART INVESTMENTS LEAD TO SMART STUDENTS.

GOB Referendum Approved by Voters on 11/4/2014 - 124 Months Since Approval

School/ Project	Original Budget	Current Budget	Prior Years Expenditures	Commitments	Current Year Expenditures	Balance
Cooper City High School						
Weight Room Renovation Project Number: P.002137	121,000	121,000	121,000	-	-	-
School Choice Enhancement Project Number: P.002475	100,000	100,000	100,000	-	-	-
Coral Cove Elementary School						
Technology Infrastructure Upgrade Project Number: 201185001	120,000	98,554	98,554	-	-	-
Additional Computers to Close Gap Project Number: 201185002	193,000	192,994	192,994	-	-	-
Wireless Network Upgrade and CAT 6 Data Port Upgrade Project Number: 201185003	87,000	55,519	55,519	-	-	-
Music Instruments Project Number: 201185009	50,000	46,303	46,303	-	-	-
School Choice Enhancement Project Number: P.001854	100,000	99,963	99,963	-	-	0
HVAC Improvements Project Number: P.002122	148,000	34,296	34,296	-	-	-
Coral Glades High School						
Technology Infrastructure Upgrade Project Number: 386185001	194,000	193,872	193,872	-	-	-
Additional Computers to Close Gap Project Number: 386185002	525,000	524,960	524,960	-	-	-

* Project expenditures include, but are not limited to, construction costs, design costs, permitting costs, advertising costs during the planning and procurement phase, equipment, work orders, and Program Management fees.

There may be some additional financial activity on these projects as the final payments are made and all of the purchase orders are closed-out. When the projects are closed-out remaining balances (savings) are reported to the School Board and returned to the Capital Reserve.

This is a budget and expenditure activity report, and is not a construction status report.
The accompanying introduction and notes are an integral part of this budget activity report.

Established 1915 BROWARD County Public Schools

SMART Program Budget Activity Report

Completed and Meets Standard Projects Detail Schedule for Quarter Ended March 31, 2025

SMART INVESTMENTS LEAD TO SMART STUDENTS.

GOB Referendum Approved by Voters on 11/4/2014 - 124 Months Since Approval

School/ Project	Original Budget	Current Budget	Prior Years Expenditures	Commitments	Current Year Expenditures	Balance
Coral Glades High School						
Wireless Network Upgrade and CAT 6 Data Port Upgrade Project Number: 386185003	15,000	13,533	13,533	-	-	-
Music Instruments Project Number: 386185009	300,000	293,049	293,049	-	-	-
Building Envelope Improvements (Roof, Window, Ext Wall, etc.), Fire Alarm, HVAC Improvements Project Number: P.002080	2,366,000	6,752,775	6,295,327	43,069	3,490	410,889
Weight Room Renovation Project Number: P.002138	121,000	120,980	120,980	-	-	0
School Choice Enhancement Project Number: P.002447	100,000	99,995	99,995	-	-	0
Coral Park Elementary School						
Technology Infrastructure Upgrade Project Number: 304185001	152,000	110,060	110,060	-	-	-
Additional Computers to Close Gap Project Number: 304185002	116,000	115,964	115,964	-	-	-
Wireless Network Upgrade and CAT 6 Data Port Upgrade Project Number: 304185003	88,000	57,433	57,433	-	-	-
Music Instruments Project Number: 304185009	50,000	50,000	50,000	-	-	-
School Choice Enhancement Project Number: P.001764	100,000	99,989	99,989	-	-	-

* Project expenditures include, but are not limited to, construction costs, design costs, permitting costs, advertising costs during the planning and procurement phase, equipment, work orders, and Program Management fees.

There may be some additional financial activity on these projects as the final payments are made and all of the purchase orders are closed-out. When the projects are closed-out remaining balances (savings) are reported to the School Board and returned to the Capital Reserve.

This is a budget and expenditure activity report, and is not a construction status report.
The accompanying introduction and notes are an integral part of this budget activity report.

Established 1915 BROWARD County Public Schools

SMART Program Budget Activity Report

Completed and Meets Standard Projects Detail Schedule for Quarter Ended March 31, 2025

SMART INVESTMENTS LEAD TO SMART STUDENTS.

GOB Referendum Approved by Voters on 11/4/2014 - 124 Months Since Approval

School/ Project	Original Budget	Current Budget	Prior Years Expenditures	Commitments	Current Year Expenditures	Balance
Coral Park Elementary School						
Building Envelope Improvements (Roof, Window, Ext Wall, etc.), Health & Safety/Fire Sprinkler Protection Exterior- Replace existing Project Number: P.002045	1,681,000	1,189,770	1,189,770	-	-	-
Coral Springs High School						
Technology Infrastructure Upgrade Project Number: 115185001	382,000	239,727	239,727	-	-	-
Additional Computers to Close Gap Project Number: 115185002	505,000	504,781	504,781	-	-	-
Wireless Network Upgrade and CAT 6 Data Port Upgrade Project Number: 115185003	51,000	50,878	50,878	-	-	-
Music Instruments Project Number: 115185009	165,000	164,893	164,893	-	-	-
School Choice Enhancement Project Number: P.001768	100,000	99,876	99,876	-	-	-
Weight Room Renovation Project Number: P.002018	121,000	113,224	113,224	-	-	-
Coral Springs Middle School						
Technology Infrastructure Upgrade Project Number: 256185001	192,000	126,458	126,458	-	-	-
Additional Computers to Close Gap Project Number: 256185002	217,000	216,866	216,866	-	-	-

* Project expenditures include, but are not limited to, construction costs, design costs, permitting costs, advertising costs during the planning and procurement phase, equipment, work orders, and Program Management fees.

There may be some additional financial activity on these projects as the final payments are made and all of the purchase orders are closed-out. When the projects are closed-out remaining balances (savings) are reported to the School Board and returned to the Capital Reserve.

This is a budget and expenditure activity report, and is not a construction status report.
The accompanying introduction and notes are an integral part of this budget activity report.

Established 1915 BROWARD County Public Schools

SMART Program Budget Activity Report

Completed and Meets Standard Projects Detail Schedule for Quarter Ended March 31, 2025

SMART INVESTMENTS LEAD TO SMART STUDENTS.

GOB Referendum Approved by Voters on 11/4/2014 - 124 Months Since Approval

School/ Project	Original Budget	Current Budget	Prior Years Expenditures	Commitments	Current Year Expenditures	Balance
Coral Springs Middle School						
Wireless Network Upgrade and CAT 6 Data Port Upgrade Project Number: 256185003	88,000	86,129	86,129	-	-	-
Music Instruments Project Number: 256185009	100,000	100,000	100,000	-	-	-
School Choice Enhancement Project Number: P.002239	100,000	99,522	99,522	-	-	-
Coral Springs Pre-K - 8						
Technology Infrastructure Upgrade Project Number: 255185001	26,000	25,782	25,782	-	-	-
Additional Computers to Close Gap Project Number: 255185002	126,000	125,905	125,905	-	-	-
Wireless Network Upgrade and CAT 6 Data Port Upgrade Project Number: 255185003	52,000	47,953	47,953	-	-	-
Music Instruments Project Number: 255185009	50,000	49,282	49,282	-	-	-
School Choice Enhancement Project Number: P.002539	100,000	99,889	99,889	-	-	-
Country Hills Elementary School						
Technology Infrastructure Upgrade Project Number: 311185001	165,000	116,831	116,831	-	-	-
Additional Computers to Close Gap Project Number: 311185002	207,000	206,850	206,850	-	-	-

* Project expenditures include, but are not limited to, construction costs, design costs, permitting costs, advertising costs during the planning and procurement phase, equipment, work orders, and Program Management fees.

There may be some additional financial activity on these projects as the final payments are made and all of the purchase orders are closed-out. When the projects are closed-out remaining balances (savings) are reported to the School Board and returned to the Capital Reserve.

This is a budget and expenditure activity report, and is not a construction status report.
The accompanying introduction and notes are an integral part of this budget activity report.

Established 1915 BROWARD County Public Schools

SMART Program Budget Activity Report

Completed and Meets Standard Projects Detail Schedule for Quarter Ended March 31, 2025

SMART INVESTMENTS LEAD TO SMART STUDENTS.

GOB Referendum Approved by Voters on 11/4/2014 - 124 Months Since Approval

School/ Project	Original Budget	Current Budget	Prior Years Expenditures	Commitments	Current Year Expenditures	Balance
Country Hills Elementary School						
Wireless Network Upgrade and CAT 6 Data Port Upgrade Project Number: 311185003	111,000	63,843	63,843	-	-	-
Music Instruments Project Number: 311185009	50,000	45,409	45,409	-	-	-
School Choice Enhancement Project Number: P.002401	100,000	99,997	99,997	-	-	0
Country Isles Elementary School						
Technology Infrastructure Upgrade Project Number: 298185001	137,000	115,712	115,712	-	-	-
Additional Computers to Close Gap Project Number: 298185002	178,000	177,972	177,972	-	-	-
Wireless Network Upgrade and CAT 6 Data Port Upgrade Project Number: 298185003	55,000	40,057	40,057	-	-	-
Music Instruments Project Number: 298185009	50,000	49,999	49,999	-	-	-
School Choice Enhancement Project Number: P.001719	100,000	100,000	100,000	-	-	-
Cresthaven Elementary School						
Technology Infrastructure Upgrade Project Number: 090185001	22,000	21,762	21,762	-	-	-
Additional Computers to Close Gap Project Number: 090185002	193,000	192,912	192,912	-	-	-

* Project expenditures include, but are not limited to, construction costs, design costs, permitting costs, advertising costs during the planning and procurement phase, equipment, work orders, and Program Management fees.

There may be some additional financial activity on these projects as the final payments are made and all of the purchase orders are closed-out. When the projects are closed-out remaining balances (savings) are reported to the School Board and returned to the Capital Reserve.

This is a budget and expenditure activity report, and is not a construction status report.
The accompanying introduction and notes are an integral part of this budget activity report.

Established 1915 BROWARD County Public Schools

SMART Program Budget Activity Report

Completed and Meets Standard Projects Detail Schedule for Quarter Ended March 31, 2025

SMART INVESTMENTS LEAD TO SMART STUDENTS.

GOB Referendum Approved by Voters on 11/4/2014 - 124 Months Since Approval

School/ Project	Original Budget	Current Budget	Prior Years Expenditures	Commitments	Current Year Expenditures	Balance
Cresthaven Elementary School						
Wireless Network Upgrade and CAT 6 Data Port Upgrade Project Number: 090185003	81,000	56,069	56,069	-	-	-
Music Instruments Project Number: 090185009	50,000	49,998	49,998	-	-	0
School Choice Enhancement Project Number: P.002543	100,000	100,000	100,000	-	-	-
Croissant Park Elementary School						
Additional Computers to Close Gap Project Number: 022185002	214,000	213,800	213,800	-	-	-
Wireless Network Upgrade and CAT 6 Data Port Upgrade Project Number: 022185003	98,000	66,406	66,406	-	-	-
Music Instruments Project Number: 022185009	50,000	49,974	49,974	-	-	0
Building Envelope Improvements (Roof, Window, Ext Wall, etc.), Fire Alarm, Fire Sprinklers, HVAC Improvements Project Number: P.002086	3,661,000	6,203,910	5,880,806	19,461	192,808	110,835
School Choice Enhancement Project Number: P.002389	100,000	99,800	99,800	-	-	0
Cross Creek School						
Additional Computers to Close Gap Project Number: 322285002	37,000	36,948	36,948	-	-	-
Wireless Network Upgrade and CAT 6 Data Port Upgrade Project Number: 322285003	39,000	34,137	34,137	-	-	-

* Project expenditures include, but are not limited to, construction costs, design costs, permitting costs, advertising costs during the planning and procurement phase, equipment, work orders, and Program Management fees.

There may be some additional financial activity on these projects as the final payments are made and all of the purchase orders are closed-out. When the projects are closed-out remaining balances (savings) are reported to the School Board and returned to the Capital Reserve.

This is a budget and expenditure activity report, and is not a construction status report.
The accompanying introduction and notes are an integral part of this budget activity report.

Established 1915 BROWARD County Public Schools

SMART Program Budget Activity Report

Completed and Meets Standard Projects Detail Schedule for Quarter Ended March 31, 2025

SMART INVESTMENTS LEAD TO SMART STUDENTS.

GOB Referendum Approved by Voters on 11/4/2014 - 124 Months Since Approval

School/ Project	Original Budget	Current Budget	Prior Years Expenditures	Commitments	Current Year Expenditures	Balance
Cross Creek School						
Music Instruments Project Number: 322285009	50,000	49,509	49,509	-	-	-
School Choice Enhancement Project Number: P.002689	100,000	100,000	100,000	-	-	-
Crystal Lake Middle School						
Technology Infrastructure Upgrade Project Number: 187185001	13,000	12,997	12,997	-	-	-
Additional Computers to Close Gap Project Number: 187185002	175,000	174,994	174,994	-	-	-
Wireless Network Upgrade and CAT 6 Data Port Upgrade Project Number: 187185003	137,000	116,751	116,751	-	-	-
School Choice Enhancement Project Number: P.002463	100,000	99,910	99,910	-	-	-
Cypress Bay High School						
Technology Infrastructure Upgrade Project Number: 362385001	578,000	350,804	350,804	-	-	-
Additional Computers to Close Gap Project Number: 362385002	970,000	969,812	969,812	-	-	-
Wireless Network Upgrade and CAT 6 Data Port Upgrade Project Number: 362385003	182,000	148,501	148,501	-	-	-
Music Instruments Project Number: 362385009	300,000	299,034	299,034	-	-	-

* Project expenditures include, but are not limited to, construction costs, design costs, permitting costs, advertising costs during the planning and procurement phase, equipment, work orders, and Program Management fees.

There may be some additional financial activity on these projects as the final payments are made and all of the purchase orders are closed-out. When the projects are closed-out remaining balances (savings) are reported to the School Board and returned to the Capital Reserve.

This is a budget and expenditure activity report, and is not a construction status report.
The accompanying introduction and notes are an integral part of this budget activity report.

Established 1915 BROWARD County Public Schools

SMART Program Budget Activity Report

Completed and Meets Standard Projects Detail Schedule for Quarter Ended March 31, 2025

SMART INVESTMENTS LEAD TO SMART STUDENTS.

GOB Referendum Approved by Voters on 11/4/2014 - 124 Months Since Approval

School/ Project	Original Budget	Current Budget	Prior Years Expenditures	Commitments	Current Year Expenditures	Balance
Cypress Bay High School						
School Choice Enhancement Project Number: P.001763	100,000	100,000	100,000	-	-	-
Building Envelope Improvements (Roof, Window, Ext Wall, etc.), CR Addition to allow for removal of portable buildings, HVAC Improvements, Safety / Security Upgrade Project Number: P.001774	13,739,000	32,706,358	28,568,104	422,407	167,461	3,548,386
Weight Room Renovation Project Number: P.002020	121,000	121,000	121,000	-	-	-
Track Resurfacing Project Number: P.002054	300,000	304,496	304,496	-	-	0
Demolish & Remove 62 Portables & walkways, and restore site to grass. Project Number: P.002909	-	627,000	627,000	-	-	-
Cypress Elementary School						
Technology Infrastructure Upgrade Project Number: 178185001	61,000	34,735	34,735	-	-	-
Additional Computers to Close Gap Project Number: 178185002	247,000	246,797	246,797	-	-	-
Wireless Network Upgrade and CAT 6 Data Port Upgrade Project Number: 178185003	96,000	62,650	62,650	-	-	-
Music Instruments Project Number: 178185009	50,000	49,707	49,707	-	-	-

* Project expenditures include, but are not limited to, construction costs, design costs, permitting costs, advertising costs during the planning and procurement phase, equipment, work orders, and Program Management fees.

There may be some additional financial activity on these projects as the final payments are made and all of the purchase orders are closed-out. When the projects are closed-out remaining balances (savings) are reported to the School Board and returned to the Capital Reserve.

This is a budget and expenditure activity report, and is not a construction status report.
The accompanying introduction and notes are an integral part of this budget activity report.

Established 1915 BROWARD County Public Schools

SMART Program Budget Activity Report

Completed and Meets Standard Projects Detail Schedule for Quarter Ended March 31, 2025

SMART INVESTMENTS LEAD TO SMART STUDENTS.

GOB Referendum Approved by Voters on 11/4/2014 - 124 Months Since Approval

School/ Project	Original Budget	Current Budget	Prior Years Expenditures	Commitments	Current Year Expenditures	Balance
Cypress Elementary School						
Building Envelope Improvements (Roof, Window, Ext Wall, etc.), Fire Sprinklers, Media Center improvements, Replace existing classroom unit ventilators (approximately 42) with new unit ventilators, duct and diffusers, etc., Safety / Security Upgrade Project Number: P.001412	3,299,167	3,752,064	3,752,064	-	-	-
School Choice Enhancement Project Number: P.001762	100,000	105,914	105,914	-	-	-
Cypress Run Education Center						
Wireless Network Upgrade and CAT 6 Data Port Upgrade Project Number: 212385003	21,000	10,536	10,536	-	-	-
Music Instruments Project Number: 212385009	50,000	-	-	-	-	-
School Choice Enhancement Project Number: P.001760	100,000	99,994	99,994	-	-	-
HVAC Improvements Project Number: P.002120	77,000	58,813	58,813	-	-	0
Dandy, William Middle School						
Technology Infrastructure Upgrade Project Number: 107185001	9,000	8,538	8,538	-	-	-
Additional Computers to Close Gap Project Number: 107185002	85,000	84,995	84,995	-	-	-

* Project expenditures include, but are not limited to, construction costs, design costs, permitting costs, advertising costs during the planning and procurement phase, equipment, work orders, and Program Management fees.

There may be some additional financial activity on these projects as the final payments are made and all of the purchase orders are closed-out. When the projects are closed-out remaining balances (savings) are reported to the School Board and returned to the Capital Reserve.

This is a budget and expenditure activity report, and is not a construction status report.
The accompanying introduction and notes are an integral part of this budget activity report.

Established 1915 BROWARD County Public Schools

SMART Program Budget Activity Report

Completed and Meets Standard Projects Detail Schedule for Quarter Ended March 31, 2025

SMART INVESTMENTS LEAD TO SMART STUDENTS.

GOB Referendum Approved by Voters on 11/4/2014 - 124 Months Since Approval

School/ Project	Original Budget	Current Budget	Prior Years Expenditures	Commitments	Current Year Expenditures	Balance
Dandy, William Middle School						
Wireless Network Upgrade and CAT 6 Data Port Upgrade Project Number: 107185003	123,000	101,396	101,396	-	-	-
Music Instruments Project Number: 107185009	100,000	99,996	99,996	-	-	0
School Choice Enhancement Project Number: P.002181	100,000	99,995	99,995	-	-	0
Dania Elementary School						
Additional Computers to Close Gap Project Number: 010185002	135,000	134,915	134,915	-	-	-
Wireless Network Upgrade and CAT 6 Data Port Upgrade Project Number: 010185003	74,000	38,870	38,870	-	-	-
Music Instruments Project Number: 010185009	50,000	50,000	50,000	-	-	-
School Choice Enhancement Project Number: P.002493	100,000	99,931	99,931	-	-	-
Dave Thomas Education Center						
Technology Infrastructure Upgrade Project Number: 365185001	62,000	58,753	58,753	-	-	-
Wireless Network Upgrade and CAT 6 Data Port Upgrade Project Number: 365185003	45,000	9,539	9,539	-	-	-
Music Instruments Project Number: 365185009	50,000	50,000	50,000	-	-	-

* Project expenditures include, but are not limited to, construction costs, design costs, permitting costs, advertising costs during the planning and procurement phase, equipment, work orders, and Program Management fees.

There may be some additional financial activity on these projects as the final payments are made and all of the purchase orders are closed-out. When the projects are closed-out remaining balances (savings) are reported to the School Board and returned to the Capital Reserve.

This is a budget and expenditure activity report, and is not a construction status report.
The accompanying introduction and notes are an integral part of this budget activity report.

Established 1915 BROWARD County Public Schools

SMART Program Budget Activity Report

Completed and Meets Standard Projects Detail Schedule for Quarter Ended March 31, 2025

SMART INVESTMENTS LEAD TO SMART STUDENTS.

GOB Referendum Approved by Voters on 11/4/2014 - 124 Months Since Approval

School/ Project	Original Budget	Current Budget	Prior Years Expenditures	Commitments	Current Year Expenditures	Balance
Dave Thomas Education Center						
Building Envelope Improvements (Roof, Window, Ext Wall, etc.), HVAC Improvements Project Number: P.001972	758,000	2,619,494	1,845,734	469,134	244,345	60,281
School Choice Enhancement Project Number: P.002012	100,000	100,000	100,000	-	-	-
Dave Thomas Education Center-West						
Wireless Network Upgrade and CAT 6 Data Port Upgrade Project Number: 203185003	62,000	36,191	36,191	-	-	-
Music Instruments Project Number: 203185009	50,000	-	-	-	-	-
School Choice Enhancement Project Number: P.001800	100,000	100,000	100,000	-	-	-
Davie Elementary School						
Additional Computers to Close Gap Project Number: 280185002	202,000	201,909	201,909	-	-	-
Wireless Network Upgrade and CAT 6 Data Port Upgrade Project Number: 280185003	88,000	56,770	56,770	-	-	-
Music Instruments Project Number: 280185009	50,000	49,987	49,987	-	-	-
Building Envelope Improvements (Roof, Window, Ext Wall, etc.), Fire Sprinklers, HVAC Improvements, Media Center improvements, Safety / Security Upgrade Project Number: P.001899	2,876,000	4,783,667	4,783,404	-	263	-

* Project expenditures include, but are not limited to, construction costs, design costs, permitting costs, advertising costs during the planning and procurement phase, equipment, work orders, and Program Management fees.

There may be some additional financial activity on these projects as the final payments are made and all of the purchase orders are closed-out. When the projects are closed-out remaining balances (savings) are reported to the School Board and returned to the Capital Reserve.

This is a budget and expenditure activity report, and is not a construction status report.
The accompanying introduction and notes are an integral part of this budget activity report.

Established 1915 BROWARD County Public Schools

SMART Program Budget Activity Report

Completed and Meets Standard Projects Detail Schedule for Quarter Ended March 31, 2025

SMART INVESTMENTS LEAD TO SMART STUDENTS.

GOB Referendum Approved by Voters on 11/4/2014 - 124 Months Since Approval

School/ Project	Original Budget	Current Budget	Prior Years Expenditures	Commitments	Current Year Expenditures	Balance
Davie Elementary School						
School Choice Enhancement Project Number: P.002182	100,000	99,998	99,998	-	-	-
Deerfield Beach Elementary School						
Additional Computers to Close Gap Project Number: 001185002	207,000	206,934	206,934	-	-	-
Wireless Network Upgrade and CAT 6 Data Port Upgrade Project Number: 001185003	85,000	56,136	56,136	-	-	-
Music Instruments Project Number: 001185009	50,000	50,000	50,000	-	-	-
School Choice Enhancement Project Number: P.001960	100,000	99,997	99,997	-	-	0
Deerfield Beach High School						
Technology Infrastructure Upgrade Project Number: 171185001	13,000	11,373	11,373	-	-	-
Additional Computers to Close Gap Project Number: 171185002	492,000	491,967	491,967	-	-	-
Wireless Network Upgrade and CAT 6 Data Port Upgrade Project Number: 171185003	238,000	166,021	166,021	-	-	-
Weight Room Renovation Project Number: P.002157	121,000	119,624	119,624	-	-	-
School Choice Enhancement Project Number: P.002433	100,000	99,928	99,928	-	-	-

* Project expenditures include, but are not limited to, construction costs, design costs, permitting costs, advertising costs during the planning and procurement phase, equipment, work orders, and Program Management fees.

There may be some additional financial activity on these projects as the final payments are made and all of the purchase orders are closed-out. When the projects are closed-out remaining balances (savings) are reported to the School Board and returned to the Capital Reserve.

This is a budget and expenditure activity report, and is not a construction status report.
The accompanying introduction and notes are an integral part of this budget activity report.

Established 1915 BROWARD County Public Schools

SMART Program Budget Activity Report

Completed and Meets Standard Projects Detail Schedule for Quarter Ended March 31, 2025

SMART INVESTMENTS LEAD TO SMART STUDENTS.

GOB Referendum Approved by Voters on 11/4/2014 - 124 Months Since Approval

School/ Project	Original Budget	Current Budget	Prior Years Expenditures	Commitments	Current Year Expenditures	Balance
Deerfield Beach Middle School						
Additional Computers to Close Gap Project Number: 091185002	155,000	154,908	154,908	-	-	-
Wireless Network Upgrade and CAT 6 Data Port Upgrade Project Number: 091185003	69,000	68,965	68,965	-	-	-
Music Instruments Project Number: 091185009	30,000	12,470	12,470	-	-	-
School Choice Enhancement Project Number: P.002393	100,000	99,997	99,997	-	-	0
Replace the existing Roofs at Buildings 1, 2, 3, 4, 5, 6, 7, 8, 9, & 85, Covered Walkways, and Roof Top Mechanical upgrades. Project Number: P.002778	-	4,747,400	3,216,644	274,996	771,783	483,977
Replace the existing Roof at Buildings 85 & Covered Walkways. Project Number: P.002849	-	1,001,067	1,001,067	-	-	-
Replace the existing Roofs at Buildings 2, 5, 6, 7 and Roof Top Mechanical upgrades. Project Number: P.002861	-	2,761,152	2,761,151	-	-	1
Deerfield Park Elementary School						
Additional Computers to Close Gap Project Number: 039185002	166,000	165,785	165,785	-	-	-
Wireless Network Upgrade and CAT 6 Data Port Upgrade Project Number: 039185003	45,000	40,814	40,814	-	-	-

* Project expenditures include, but are not limited to, construction costs, design costs, permitting costs, advertising costs during the planning and procurement phase, equipment, work orders, and Program Management fees.

There may be some additional financial activity on these projects as the final payments are made and all of the purchase orders are closed-out. When the projects are closed-out remaining balances (savings) are reported to the School Board and returned to the Capital Reserve.

This is a budget and expenditure activity report, and is not a construction status report.
The accompanying introduction and notes are an integral part of this budget activity report.

Established 1915 BROWARD County Public Schools

SMART Program Budget Activity Report

Completed and Meets Standard Projects Detail Schedule for Quarter Ended March 31, 2025

SMART INVESTMENTS LEAD TO SMART STUDENTS.

GOB Referendum Approved by Voters on 11/4/2014 - 124 Months Since Approval

School/ Project	Original Budget	Current Budget	Prior Years Expenditures	Commitments	Current Year Expenditures	Balance
Deerfield Park Elementary School						
Music Instruments Project Number: 039185009	50,000	46,634	46,634	-	-	0
School Choice Enhancement Project Number: P.002314	100,000	99,995	99,995	-	-	0
Dillard 6-12 School						
Additional Computers to Close Gap Project Number: 037185002	199,000	198,911	198,911	-	-	-
Wireless Network Upgrade and CAT 6 Data Port Upgrade Project Number: 037185003	251,000	190,021	190,021	-	-	-
Music Instruments Project Number: 037185009	300,000	299,999	299,999	-	-	-
Weight Room Renovation Project Number: P.001930	121,000	121,000	121,000	-	-	-
School Choice Enhancement Project Number: P.002078	100,000	99,929	99,929	-	-	-
Replace the existing Roofs at Buildings 5 & 6 and associated Roof Top Mechanical upgrades. Project Number: P.002811	-	1,132,155	1,132,155	-	-	0
Dillard Elementary School						
Additional Computers to Close Gap Project Number: 027185002	29,000	28,768	28,768	-	-	-
Wireless Network Upgrade and CAT 6 Data Port Upgrade Project Number: 027185003	44,000	43,761	43,761	-	-	0

* Project expenditures include, but are not limited to, construction costs, design costs, permitting costs, advertising costs during the planning and procurement phase, equipment, work orders, and Program Management fees.

There may be some additional financial activity on these projects as the final payments are made and all of the purchase orders are closed-out. When the projects are closed-out remaining balances (savings) are reported to the School Board and returned to the Capital Reserve.

This is a budget and expenditure activity report, and is not a construction status report.
The accompanying introduction and notes are an integral part of this budget activity report.

Established 1915 BROWARD County Public Schools

SMART Program Budget Activity Report

Completed and Meets Standard Projects Detail Schedule for Quarter Ended March 31, 2025

SMART INVESTMENTS LEAD TO SMART STUDENTS.

GOB Referendum Approved by Voters on 11/4/2014 - 124 Months Since Approval

School/ Project	Original Budget	Current Budget	Prior Years Expenditures	Commitments	Current Year Expenditures	Balance
Dillard Elementary School						
Music Instruments Project Number: 027185009	50,000	49,850	49,850	-	-	-
School Choice Enhancement Project Number: P.002269	100,000	99,965	99,965	-	-	0
Discovery Elementary School						
Technology Infrastructure Upgrade Project Number: 396285001	4,000	3,865	3,865	-	-	-
Additional Computers to Close Gap Project Number: 396285002	281,000	280,826	280,826	-	-	-
Wireless Network Upgrade and CAT 6 Data Port Upgrade Project Number: 396285003	28,000	27,468	27,468	-	-	-
Music Instruments Project Number: 396285009	50,000	40,003	40,003	-	-	-
School Choice Enhancement Project Number: P.001769	100,000	100,000	100,000	-	-	-
HVAC Improvements Project Number: P.002118	150,000	54,680	54,680	-	-	-
Discovery Middle Charter School						
Charter School Technology Project Number: 541285004	40,461	40,410	40,410	-	-	-
District Wide - (Facilities Department)						
Single Point of Entry Upgrade Project Number: 973185010	12,020,000	11,044,024	11,044,024	-	-	-
Single Point of Entry Upgrade Project Number: SP-A85010	-	-	-	-	-	-

* Project expenditures include, but are not limited to, construction costs, design costs, permitting costs, advertising costs during the planning and procurement phase, equipment, work orders, and Program Management fees.

There may be some additional financial activity on these projects as the final payments are made and all of the purchase orders are closed-out. When the projects are closed-out remaining balances (savings) are reported to the School Board and returned to the Capital Reserve.

This is a budget and expenditure activity report, and is not a construction status report.
The accompanying introduction and notes are an integral part of this budget activity report.

Established 1915 BROWARD County Public Schools

SMART Program Budget Activity Report

Completed and Meets Standard Projects Detail Schedule for Quarter Ended March 31, 2025

SMART INVESTMENTS LEAD TO SMART STUDENTS.

GOB Referendum Approved by Voters on 11/4/2014 - 124 Months Since Approval

School/ Project	Original Budget	Current Budget	Prior Years Expenditures	Commitments	Current Year Expenditures	Balance
District Wide (Applied Learning)						
Art Replacement Kilns Project Number: 973185006	392,000	389,347	389,347	-	-	-
Drama Staging, Lighting, & Sound Project Number: 973185007	1,300,000	1,025,144	1,025,144	-	-	-
District Wide (Renovations)						
Single Point of Entry Upgrade Project Number: 999885010	-	-	-	-	-	-
District Wide Non-Facility Funding						
Charter School Technology Project Number: 973185004	1,654,012	-	-	-	-	-
Modular Swing Space Pilot Program Project Number: MOD85010	-	2,429,194	2,163,707	200,183	65,304	-
Dolphin Bay Elementary School						
Technology Infrastructure Upgrade Project Number: 375185001	2,000	1,833	1,833	-	-	-
Additional Computers to Close Gap Project Number: 375185002	71,000	70,917	70,917	-	-	-
Wireless Network Upgrade and CAT 6 Data Port Upgrade Project Number: 375185003	84,000	83,327	83,327	-	-	-
Music Instruments Project Number: 375185009	50,000	43,718	43,718	-	-	-
School Choice Enhancement Project Number: P.001958	100,000	100,000	100,000	-	-	-

* Project expenditures include, but are not limited to, construction costs, design costs, permitting costs, advertising costs during the planning and procurement phase, equipment, work orders, and Program Management fees.

There may be some additional financial activity on these projects as the final payments are made and all of the purchase orders are closed-out. When the projects are closed-out remaining balances (savings) are reported to the School Board and returned to the Capital Reserve.

This is a budget and expenditure activity report, and is not a construction status report.
The accompanying introduction and notes are an integral part of this budget activity report.

Established 1915 BROWARD County Public Schools

SMART Program Budget Activity Report

Completed and Meets Standard Projects Detail Schedule for Quarter Ended March 31, 2025

SMART INVESTMENTS LEAD TO SMART STUDENTS.

GOB Referendum Approved by Voters on 11/4/2014 - 124 Months Since Approval

School/ Project	Original Budget	Current Budget	Prior Years Expenditures	Commitments	Current Year Expenditures	Balance
Drew, Charles Elementary School						
Additional Computers to Close Gap Project Number: 322185002	121,000	120,822	120,822	-	-	-
Wireless Network Upgrade and CAT 6 Data Port Upgrade Project Number: 322185003	22,000	21,426	21,426	-	-	-
Music Instruments Project Number: 322185009	50,000	49,980	49,980	-	-	-
Building Envelope Improvements (Roof, Window, Ext Wall, etc.), Fire Alarm, Fire Sprinklers, HVAC Improvements Project Number: P.001818	3,017,000	8,767,000	1,966,365	89,371	335,928	6,375,336
School Choice Enhancement Project Number: P.002124	100,000	99,997	99,997	-	-	0
Drew, Charles Family Resource Center						
Technology Infrastructure Upgrade Project Number: 030185001	31,000	17,017	17,017	-	-	-
Wireless Network Upgrade and CAT 6 Data Port Upgrade Project Number: 030185003	37,000	11,954	11,954	-	-	-
Music Instruments Project Number: 030185009	50,000	-	-	-	-	-

* Project expenditures include, but are not limited to, construction costs, design costs, permitting costs, advertising costs during the planning and procurement phase, equipment, work orders, and Program Management fees.

There may be some additional financial activity on these projects as the final payments are made and all of the purchase orders are closed-out. When the projects are closed-out remaining balances (savings) are reported to the School Board and returned to the Capital Reserve.

This is a budget and expenditure activity report, and is not a construction status report.
The accompanying introduction and notes are an integral part of this budget activity report.

Established 1915 BROWARD County Public Schools

SMART Program Budget Activity Report

Completed and Meets Standard Projects Detail Schedule for Quarter Ended March 31, 2025

SMART INVESTMENTS LEAD TO SMART STUDENTS.

GOB Referendum Approved by Voters on 11/4/2014 - 124 Months Since Approval

School/ Project	Original Budget	Current Budget	Prior Years Expenditures	Commitments	Current Year Expenditures	Balance
Drew, Charles Family Resource Center						
Building Envelope Improvements (Roof, Window, Ext Wall, etc.), HVAC Improvements, Media Center improvements, Replacement of building 3, Replacement of building 5, Replacement of building 6 Project Number: P.001848	3,278,000	4,622,000	3,311,976	972,265	101,393	236,366
School Choice Enhancement Project Number: P.002029	100,000	99,841	99,841	-	-	0
Driftwood Elementary School						
Additional Computers to Close Gap Project Number: 072185002	121,000	120,893	120,893	-	-	-
Wireless Network Upgrade and CAT 6 Data Port Upgrade Project Number: 072185003	74,000	52,543	52,543	-	-	-
Music Instruments Project Number: 072185009	50,000	49,685	49,685	-	-	-
Building Envelope Improvements (Roof, Window, Ext Wall, etc.), Fire Sprinklers, HVAC Improvements Project Number: P.002064	1,735,000	7,216,000	3,563,811	472,679	2,213,928	965,582
School Choice Enhancement Project Number: P.002875	100,000	99,654	99,654	-	-	-
Driftwood Middle School						
Technology Infrastructure Upgrade Project Number: 086185001	8,000	6,061	6,061	-	-	-

* Project expenditures include, but are not limited to, construction costs, design costs, permitting costs, advertising costs during the planning and procurement phase, equipment, work orders, and Program Management fees.

There may be some additional financial activity on these projects as the final payments are made and all of the purchase orders are closed-out. When the projects are closed-out remaining balances (savings) are reported to the School Board and returned to the Capital Reserve.

This is a budget and expenditure activity report, and is not a construction status report.
The accompanying introduction and notes are an integral part of this budget activity report.

Established 1915 BROWARD County Public Schools

SMART Program Budget Activity Report

Completed and Meets Standard Projects Detail Schedule for Quarter Ended March 31, 2025

SMART INVESTMENTS LEAD TO SMART STUDENTS.

GOB Referendum Approved by Voters on 11/4/2014 - 124 Months Since Approval

School/ Project	Original Budget	Current Budget	Prior Years Expenditures	Commitments	Current Year Expenditures	Balance
Driftwood Middle School						
Additional Computers to Close Gap Project Number: 086185002	216,000	215,864	215,864	-	-	-
Wireless Network Upgrade and CAT 6 Data Port Upgrade Project Number: 086185003	161,000	142,694	142,694	-	-	-
Music Instruments Project Number: 086185009	100,000	100,000	100,000	-	-	-
School Choice Enhancement Project Number: P.002164	100,000	100,000	100,000	-	-	-
Eagle Point Elementary School						
Technology Infrastructure Upgrade Project Number: 346185001	168,000	162,880	162,880	-	-	-
Additional Computers to Close Gap Project Number: 346185002	218,000	217,937	217,937	-	-	-
Wireless Network Upgrade and CAT 6 Data Port Upgrade Project Number: 346185003	132,000	84,388	84,388	-	-	-
Music Instruments Project Number: 346185009	50,000	49,952	49,952	-	-	-
School Choice Enhancement Project Number: P.001708	100,000	99,889	99,889	-	-	-
Eagle Ridge Elementary School						
Technology Infrastructure Upgrade Project Number: 344185001	37,000	29,921	29,921	-	-	-

* Project expenditures include, but are not limited to, construction costs, design costs, permitting costs, advertising costs during the planning and procurement phase, equipment, work orders, and Program Management fees.

There may be some additional financial activity on these projects as the final payments are made and all of the purchase orders are closed-out. When the projects are closed-out remaining balances (savings) are reported to the School Board and returned to the Capital Reserve.

This is a budget and expenditure activity report, and is not a construction status report.
The accompanying introduction and notes are an integral part of this budget activity report.

Established 1915 BROWARD County Public Schools

SMART Program Budget Activity Report

Completed and Meets Standard Projects Detail Schedule for Quarter Ended March 31, 2025

SMART INVESTMENTS LEAD TO SMART STUDENTS.

GOB Referendum Approved by Voters on 11/4/2014 - 124 Months Since Approval

School/ Project	Original Budget	Current Budget	Prior Years Expenditures	Commitments	Current Year Expenditures	Balance
Eagle Ridge Elementary School						
Additional Computers to Close Gap Project Number: 344185002	150,000	149,915	149,915	-	-	-
Wireless Network Upgrade and CAT 6 Data Port Upgrade Project Number: 344185003	75,000	59,357	59,357	-	-	-
Music Instruments Project Number: 344185009	50,000	49,999	49,999	-	-	-
Fire Alarm, HVAC Improvements Project Number: P.001722	2,259,000	3,220,558	3,220,558	-	-	-
School Choice Enhancement Project Number: P.001797	100,000	100,000	100,000	-	-	-
Eagles' Nest Elementary Charter School						
Charter School Technology Project Number: 535585004	60,841	60,817	60,817	-	-	-
Eagles' Nest Middle Charter School						
Charter School Technology Project Number: 535685004	33,268	33,247	33,247	-	-	-
Ely, Blanche High School						
Technology Infrastructure Upgrade Project Number: 036185001	11,000	-	-	-	-	-
Additional Computers to Close Gap Project Number: 036185002	435,000	434,767	434,767	-	-	-
Wireless Network Upgrade and CAT 6 Data Port Upgrade Project Number: 036185003	141,000	113,343	113,343	-	-	-

* Project expenditures include, but are not limited to, construction costs, design costs, permitting costs, advertising costs during the planning and procurement phase, equipment, work orders, and Program Management fees.

There may be some additional financial activity on these projects as the final payments are made and all of the purchase orders are closed-out. When the projects are closed-out remaining balances (savings) are reported to the School Board and returned to the Capital Reserve.

This is a budget and expenditure activity report, and is not a construction status report.
The accompanying introduction and notes are an integral part of this budget activity report.

Established 1915 BROWARD County Public Schools

SMART Program Budget Activity Report

Completed and Meets Standard Projects Detail Schedule for Quarter Ended March 31, 2025

SMART INVESTMENTS LEAD TO SMART STUDENTS.

GOB Referendum Approved by Voters on 11/4/2014 - 124 Months Since Approval

School/ Project	Original Budget	Current Budget	Prior Years Expenditures	Commitments	Current Year Expenditures	Balance
Ely, Blanche High School						
Music Instruments Project Number: 036185009	300,000	299,970	299,970	-	-	-
Weight Room Renovation Project Number: P.001931	121,000	117,354	117,354	-	-	0
School Choice Enhancement Project Number: P.002230	100,000	100,000	100,000	-	-	-
Embassy Creek Elementary School						
Technology Infrastructure Upgrade Project Number: 319185001	106,000	84,488	84,488	-	-	-
Additional Computers to Close Gap Project Number: 319185002	292,000	291,808	291,808	-	-	-
Wireless Network Upgrade and CAT 6 Data Port Upgrade Project Number: 319185003	81,000	64,561	64,561	-	-	-
Music Instruments Project Number: 319185009	50,000	47,849	47,849	-	-	-
Art Room Renovation and Equipment, Building Envelope Improvements (Roof, Window, Ext Wall, etc.), Conversion of Existing Space to Music and/or Art Lab(s), Fire Alarm, HVAC Improvements, Music Room Renovation Project Number: P.001897	3,524,000	4,864,700	4,421,695	136,178	4,720	302,107
School Choice Enhancement Project Number: P.001994	100,000	100,000	100,000	-	-	-

* Project expenditures include, but are not limited to, construction costs, design costs, permitting costs, advertising costs during the planning and procurement phase, equipment, work orders, and Program Management fees.

There may be some additional financial activity on these projects as the final payments are made and all of the purchase orders are closed-out. When the projects are closed-out remaining balances (savings) are reported to the School Board and returned to the Capital Reserve.

This is a budget and expenditure activity report, and is not a construction status report.
The accompanying introduction and notes are an integral part of this budget activity report.

Established 1915 BROWARD County Public Schools

SMART Program Budget Activity Report

Completed and Meets Standard Projects Detail Schedule for Quarter Ended March 31, 2025

SMART INVESTMENTS LEAD TO SMART STUDENTS.

GOB Referendum Approved by Voters on 11/4/2014 - 124 Months Since Approval

School/ Project	Original Budget	Current Budget	Prior Years Expenditures	Commitments	Current Year Expenditures	Balance
Endeavour Primary Learning Center						
Additional Computers to Close Gap Project Number: 330185002	81,000	80,997	80,997	-	-	-
Wireless Network Upgrade and CAT 6 Data Port Upgrade Project Number: 330185003	21,000	20,240	20,240	-	-	-
Music Instruments Project Number: 330185009	50,000	49,999	49,999	-	-	-
Building Envelope Improvements (Roof, Window, Ext Wall, etc.), HVAC Improvements Project Number: P.002111	957,000	2,360,790	2,124,262	94,874	106,460	35,194
School Choice Enhancement Project Number: P.002468	100,000	99,883	99,883	-	-	-
Everglades Elementary School						
Technology Infrastructure Upgrade Project Number: 294285001	149,000	107,952	107,952	-	-	-
Additional Computers to Close Gap Project Number: 294285002	245,000	244,923	244,923	-	-	-
Wireless Network Upgrade and CAT 6 Data Port Upgrade Project Number: 294285003	53,000	51,918	51,918	-	-	-
Music Instruments Project Number: 294285009	50,000	49,958	49,958	-	-	-
Building Envelope Improvements (Roof, Window, Ext Wall, etc.), HVAC Improvements Project Number: P.001948	1,212,000	2,344,500	2,265,069	49,221	12,598	17,612

* Project expenditures include, but are not limited to, construction costs, design costs, permitting costs, advertising costs during the planning and procurement phase, equipment, work orders, and Program Management fees.

There may be some additional financial activity on these projects as the final payments are made and all of the purchase orders are closed-out. When the projects are closed-out remaining balances (savings) are reported to the School Board and returned to the Capital Reserve.

This is a budget and expenditure activity report, and is not a construction status report.
The accompanying introduction and notes are an integral part of this budget activity report.

Established 1915 BROWARD County Public Schools

SMART Program Budget Activity Report

Completed and Meets Standard Projects Detail Schedule for Quarter Ended March 31, 2025

SMART INVESTMENTS LEAD TO SMART STUDENTS.

GOB Referendum Approved by Voters on 11/4/2014 - 124 Months Since Approval

School/ Project	Original Budget	Current Budget	Prior Years Expenditures	Commitments	Current Year Expenditures	Balance
Everglades Elementary School						
School Choice Enhancement Project Number: P.001976	100,000	100,000	100,000	-	-	-
Everglades High School						
Technology Infrastructure Upgrade Project Number: 373185001	424,000	306,433	306,433	-	-	-
Additional Computers to Close Gap Project Number: 373185002	567,000	566,863	566,863	-	-	-
Wireless Network Upgrade and CAT 6 Data Port Upgrade Project Number: 373185003	152,000	132,292	132,292	-	-	-
Music Instruments Project Number: 373185009	300,000	299,850	299,850	-	-	-
HVAC Improvements Project Number: P.001985	3,669,000	5,961,370	5,961,370	-	-	0
Weight Room Renovation Project Number: P.002056	121,000	120,999	120,999	-	-	0
School Choice Enhancement Project Number: P.002139	100,000	99,983	99,983	-	-	-
Excelsior Charter of Broward						
Charter School Technology Project Number: 539385004	51,850	51,830	51,830	-	-	-
Fairway Elementary School						
Additional Computers to Close Gap Project Number: 164185002	138,000	137,991	137,991	-	-	-

* Project expenditures include, but are not limited to, construction costs, design costs, permitting costs, advertising costs during the planning and procurement phase, equipment, work orders, and Program Management fees.

There may be some additional financial activity on these projects as the final payments are made and all of the purchase orders are closed-out. When the projects are closed-out remaining balances (savings) are reported to the School Board and returned to the Capital Reserve.

This is a budget and expenditure activity report, and is not a construction status report.
The accompanying introduction and notes are an integral part of this budget activity report.

Established 1915 BROWARD County Public Schools

SMART Program Budget Activity Report

Completed and Meets Standard Projects Detail Schedule for Quarter Ended March 31, 2025

SMART INVESTMENTS LEAD TO SMART STUDENTS.

GOB Referendum Approved by Voters on 11/4/2014 - 124 Months Since Approval

School/ Project	Original Budget	Current Budget	Prior Years Expenditures	Commitments	Current Year Expenditures	Balance
Fairway Elementary School						
Wireless Network Upgrade and CAT 6 Data Port Upgrade Project Number: 164185003	93,000	68,009	68,009	-	-	-
Music Instruments Project Number: 164185009	50,000	49,569	49,569	-	-	-
Building Envelope Improvements (Roof, Window, Ext Wall, etc.), Electrical Improvements, Fire Alarm, HVAC Improvements, Media Center improvements, Safety / Security Upgrade Project Number: P.001785	4,003,000	7,434,083	7,344,352	3,998	85,733	-
School Choice Enhancement Project Number: P.001810	100,000	99,999	99,999	-	-	-
Falcon Cove Middle School						
Technology Infrastructure Upgrade Project Number: 362285001	111,000	54,926	54,926	-	-	-
Additional Computers to Close Gap Project Number: 362285002	439,000	438,970	438,970	-	-	-
Wireless Network Upgrade and CAT 6 Data Port Upgrade Project Number: 362285003	28,000	24,853	24,853	-	-	-
Music Instruments Project Number: 362285009	100,000	99,998	99,998	-	-	-

* Project expenditures include, but are not limited to, construction costs, design costs, permitting costs, advertising costs during the planning and procurement phase, equipment, work orders, and Program Management fees.

There may be some additional financial activity on these projects as the final payments are made and all of the purchase orders are closed-out. When the projects are closed-out remaining balances (savings) are reported to the School Board and returned to the Capital Reserve.

This is a budget and expenditure activity report, and is not a construction status report.
The accompanying introduction and notes are an integral part of this budget activity report.

Established 1915 BROWARD County Public Schools

SMART Program Budget Activity Report

Completed and Meets Standard Projects Detail Schedule for Quarter Ended March 31, 2025

SMART INVESTMENTS LEAD TO SMART STUDENTS.

GOB Referendum Approved by Voters on 11/4/2014 - 124 Months Since Approval

School/ Project	Original Budget	Current Budget	Prior Years Expenditures	Commitments	Current Year Expenditures	Balance
Falcon Cove Middle School						
Building Envelope Improvements (Roof, Window, Ext Wall, etc.), CR Addition to allow for removal of portable buildings, HVAC Improvements Project Number: P.001902	10,741,000	23,584,425	19,752,419	317,925	947,418	2,566,663
School Choice Enhancement Project Number: P.002013	100,000	99,998	99,998	-	-	-
Demolish & Remove 48 Portables & walkways, and restore site to grass. Project Number: P.002910	-	60,837	60,837	-	-	-
Flamingo Elementary School						
Technology Infrastructure Upgrade Project Number: 254185001	21,000	16,410	16,410	-	-	-
Additional Computers to Close Gap Project Number: 254185002	158,000	158,000	158,000	-	-	-
Wireless Network Upgrade and CAT 6 Data Port Upgrade Project Number: 254185003	88,000	49,598	49,598	-	-	-
Music Instruments Project Number: 254185009	50,000	49,999	49,999	-	-	-
School Choice Enhancement Project Number: P.002123	100,000	100,000	100,000	-	-	-
Flanagan, Charles W. High School						
Technology Infrastructure Upgrade Project Number: 339185001	417,000	416,988	416,988	-	-	-

* Project expenditures include, but are not limited to, construction costs, design costs, permitting costs, advertising costs during the planning and procurement phase, equipment, work orders, and Program Management fees.

There may be some additional financial activity on these projects as the final payments are made and all of the purchase orders are closed-out. When the projects are closed-out remaining balances (savings) are reported to the School Board and returned to the Capital Reserve.

This is a budget and expenditure activity report, and is not a construction status report.
The accompanying introduction and notes are an integral part of this budget activity report.

Established 1915 BROWARD County Public Schools

SMART Program Budget Activity Report

Completed and Meets Standard Projects Detail Schedule for Quarter Ended March 31, 2025

SMART INVESTMENTS LEAD TO SMART STUDENTS.

GOB Referendum Approved by Voters on 11/4/2014 - 124 Months Since Approval

School/ Project	Original Budget	Current Budget	Prior Years Expenditures	Commitments	Current Year Expenditures	Balance
Flanagan, Charles W. High School						
Additional Computers to Close Gap Project Number: 339185002	327,000	326,941	326,941	-	-	-
Wireless Network Upgrade and CAT 6 Data Port Upgrade Project Number: 339185003	138,000	120,770	120,770	-	-	-
Music Instruments Project Number: 339185009	300,000	299,334	299,334	-	-	-
Weight Room Renovation Project Number: P.002057	121,000	120,967	120,967	-	-	0
Track Resurfacing Project Number: P.002075	300,000	181,766	181,766	-	-	0
School Choice Enhancement Project Number: P.002432	100,000	99,991	99,991	-	-	-
Floranada Elementary School						
Technology Infrastructure Upgrade Project Number: 085185001	30,000	16,917	16,917	-	-	-
Additional Computers to Close Gap Project Number: 085185002	228,000	227,923	227,923	-	-	-
Wireless Network Upgrade and CAT 6 Data Port Upgrade Project Number: 085185003	47,000	46,433	46,433	-	-	-
Music Instruments Project Number: 085185009	50,000	45,588	45,588	-	-	0
School Choice Enhancement Project Number: P.001697	100,000	107,680	107,680	-	-	-

* Project expenditures include, but are not limited to, construction costs, design costs, permitting costs, advertising costs during the planning and procurement phase, equipment, work orders, and Program Management fees.

There may be some additional financial activity on these projects as the final payments are made and all of the purchase orders are closed-out. When the projects are closed-out remaining balances (savings) are reported to the School Board and returned to the Capital Reserve.

This is a budget and expenditure activity report, and is not a construction status report.
The accompanying introduction and notes are an integral part of this budget activity report.

Established 1915 BROWARD County Public Schools

SMART Program Budget Activity Report

Completed and Meets Standard Projects Detail Schedule for Quarter Ended March 31, 2025

SMART INVESTMENTS LEAD TO SMART STUDENTS.

GOB Referendum Approved by Voters on 11/4/2014 - 124 Months Since Approval

School/ Project	Original Budget	Current Budget	Prior Years Expenditures	Commitments	Current Year Expenditures	Balance
Floranada Elementary School						
Building Envelope Improvements (Roof, Window, Ext Wall, etc.), HVAC Improvements Project Number: P.002001	776,000	2,838,840	2,742,848	65,156	5,248	25,588
Forest Glen Middle School						
Technology Infrastructure Upgrade Project Number: 305185001	209,000	123,890	123,890	-	-	-
Additional Computers to Close Gap Project Number: 305185002	253,000	252,993	252,993	-	-	-
Wireless Network Upgrade and CAT 6 Data Port Upgrade Project Number: 305185003	81,000	76,928	76,928	-	-	-
School Choice Enhancement Project Number: P.002103	100,000	100,000	100,000	-	-	-
Forest Hills Elementary School						
Additional Computers to Close Gap Project Number: 263185002	50,000	49,917	49,917	-	-	-
Wireless Network Upgrade and CAT 6 Data Port Upgrade Project Number: 263185003	85,000	76,300	76,300	-	-	-
Music Instruments Project Number: 263185009	50,000	49,996	49,996	-	-	-
Replace existing air handling units with new equipment, etc. Project Number: P.000827	2,100,000	1,020,529	1,020,529	-	-	-
Fire Alarm Project Number: P.001678	293,000	753,436	786,568	-	-33,132	-

* Project expenditures include, but are not limited to, construction costs, design costs, permitting costs, advertising costs during the planning and procurement phase, equipment, work orders, and Program Management fees.

There may be some additional financial activity on these projects as the final payments are made and all of the purchase orders are closed-out. When the projects are closed-out remaining balances (savings) are reported to the School Board and returned to the Capital Reserve.

This is a budget and expenditure activity report, and is not a construction status report.
The accompanying introduction and notes are an integral part of this budget activity report.

Established 1915 BROWARD County Public Schools

SMART Program Budget Activity Report

Completed and Meets Standard Projects Detail Schedule for Quarter Ended March 31, 2025

SMART INVESTMENTS LEAD TO SMART STUDENTS.

GOB Referendum Approved by Voters on 11/4/2014 - 124 Months Since Approval

School/ Project	Original Budget	Current Budget	Prior Years Expenditures	Commitments	Current Year Expenditures	Balance
Forest Hills Elementary School						
School Choice Enhancement Project Number: P.001787	100,000	100,000	100,000	-	-	-
Building Envelope Improvements (Roof, Window, Ext Wall, etc.), Fire Sprinklers, Media Center improvements Project Number: P.001926	1,336,000	4,979,601	4,542,045	-	-	437,556
Fort Lauderdale High School						
Technology Infrastructure Upgrade Project Number: 095185001	9,000	2,704	2,704	-	-	-
Wireless Network Upgrade and CAT 6 Data Port Upgrade Project Number: 095185003	137,000	102,300	102,300	-	-	-
Music Instruments Project Number: 095185009	300,000	299,994	299,994	-	-	-
Building Envelope Improvements (Roof, Window, Ext Wall, etc.), Electrical Improvements, HVAC Improvements Project Number: P.001839	2,409,000	3,700,966	3,700,966	-	-	0
Weight Room Renovation Project Number: P.002022	121,000	121,000	121,000	-	-	-
School Choice Enhancement Project Number: P.002102	100,000	100,000	100,000	-	-	-
Fox Trail Elementary School						
Technology Infrastructure Upgrade Project Number: 353185001	17,000	10,233	10,233	-	-	-

* Project expenditures include, but are not limited to, construction costs, design costs, permitting costs, advertising costs during the planning and procurement phase, equipment, work orders, and Program Management fees.

There may be some additional financial activity on these projects as the final payments are made and all of the purchase orders are closed-out. When the projects are closed-out remaining balances (savings) are reported to the School Board and returned to the Capital Reserve.

This is a budget and expenditure activity report, and is not a construction status report.
The accompanying introduction and notes are an integral part of this budget activity report.

Established 1915 BROWARD County Public Schools

SMART Program Budget Activity Report

Completed and Meets Standard Projects Detail Schedule for Quarter Ended March 31, 2025

SMART INVESTMENTS LEAD TO SMART STUDENTS.

GOB Referendum Approved by Voters on 11/4/2014 - 124 Months Since Approval

School/ Project	Original Budget	Current Budget	Prior Years Expenditures	Commitments	Current Year Expenditures	Balance
Fox Trail Elementary School						
Additional Computers to Close Gap Project Number: 353185002	284,000	283,991	283,991	-	-	-
Wireless Network Upgrade and CAT 6 Data Port Upgrade Project Number: 353185003	121,000	78,320	78,320	-	-	-
Music Instruments Project Number: 353185009	50,000	49,994	49,994	-	-	-
Art Room Renovation and Equipment, Building Envelope Improvements (Roof, Window, Ext Wall, etc.), Conversion of Existing Space to Music and/or Art Lab(s), HVAC Improvements, Music Room Renovation Project Number: P.001973	770,000	1,273,278	1,273,278	-	-	-
School Choice Enhancement Project Number: P.002166	100,000	100,000	100,000	-	-	-
Franklin Academy A						
Charter School Technology Project Number: 501285004	351,260	351,258	351,258	-	-	-
Franklin Academy B						
Charter School Technology Project Number: 501085004	39,262	39,261	39,261	-	-	-
Gator Run Elementary School						
Technology Infrastructure Upgrade Project Number: 364285001	176,000	113,689	113,689	-	-	-

* Project expenditures include, but are not limited to, construction costs, design costs, permitting costs, advertising costs during the planning and procurement phase, equipment, work orders, and Program Management fees.

There may be some additional financial activity on these projects as the final payments are made and all of the purchase orders are closed-out. When the projects are closed-out remaining balances (savings) are reported to the School Board and returned to the Capital Reserve.

This is a budget and expenditure activity report, and is not a construction status report.
The accompanying introduction and notes are an integral part of this budget activity report.

Established 1915 BROWARD County Public Schools

SMART Program Budget Activity Report

Completed and Meets Standard Projects Detail Schedule for Quarter Ended March 31, 2025

SMART INVESTMENTS LEAD TO SMART STUDENTS.

GOB Referendum Approved by Voters on 11/4/2014 - 124 Months Since Approval

School/ Project	Original Budget	Current Budget	Prior Years Expenditures	Commitments	Current Year Expenditures	Balance
Gator Run Elementary School						
Additional Computers to Close Gap Project Number: 364285002	284,000	283,859	283,859	-	-	-
Wireless Network Upgrade and CAT 6 Data Port Upgrade Project Number: 364285003	127,000	68,163	68,163	-	-	-
Music Instruments Project Number: 364285009	50,000	46,530	46,530	-	-	0
Art Room Renovation and Equipment, Building Envelope Improvements (Roof, Window, Ext Wall, etc.), Conversion of Existing Space to Music and/or Art Lab(s), HVAC Improvements, Music Room Renovation Project Number: P.001863	2,571,000	4,036,437	3,991,634	10,408	34,395	0
School Choice Enhancement Project Number: P.002008	100,000	99,962	99,962	-	-	0
Glades Middle School						
Additional Computers to Close Gap Project Number: 202185002	281,000	280,980	280,980	-	-	-
Wireless Network Upgrade and CAT 6 Data Port Upgrade Project Number: 202185003	25,000	23,294	23,294	-	-	-
Music Instruments Project Number: 202185009	100,000	99,995	99,995	-	-	0
School Choice Enhancement Project Number: P.001927	100,000	99,673	99,673	-	-	-

* Project expenditures include, but are not limited to, construction costs, design costs, permitting costs, advertising costs during the planning and procurement phase, equipment, work orders, and Program Management fees.

There may be some additional financial activity on these projects as the final payments are made and all of the purchase orders are closed-out. When the projects are closed-out remaining balances (savings) are reported to the School Board and returned to the Capital Reserve.

This is a budget and expenditure activity report, and is not a construction status report.
The accompanying introduction and notes are an integral part of this budget activity report.

Established 1915 BROWARD County Public Schools

SMART Program Budget Activity Report

Completed and Meets Standard Projects Detail Schedule for Quarter Ended March 31, 2025

SMART INVESTMENTS LEAD TO SMART STUDENTS.

GOB Referendum Approved by Voters on 11/4/2014 - 124 Months Since Approval

School/ Project	Original Budget	Current Budget	Prior Years Expenditures	Commitments	Current Year Expenditures	Balance
Griffin Elementary School						
Technology Infrastructure Upgrade Project Number: 285185001	26,000	24,681	24,681	-	-	-
Additional Computers to Close Gap Project Number: 285185002	151,000	150,993	150,993	-	-	-
Wireless Network Upgrade and CAT 6 Data Port Upgrade Project Number: 285185003	80,000	46,648	46,648	-	-	-
Music Instruments Project Number: 285185009	50,000	49,999	49,999	-	-	-
School Choice Enhancement Project Number: P.001777	100,000	99,979	99,979	-	-	-
Gulfstream Academy of Hallandale Beach K-8(Hallandale Adult & Community Center)						
Technology Infrastructure Upgrade Project Number: 059285001	143,000	128,656	128,656	-	-	-
Wireless Network Upgrade and CAT 6 Data Port Upgrade Project Number: 059285003	136,000	73,519	73,519	-	-	-
Music Instruments Project Number: 059285009	50,000	-	-	-	-	-
Re-Roof Buildings #13 & 14 Project Number: P.001616	383,000	351,539	351,539	-	-	0

* Project expenditures include, but are not limited to, construction costs, design costs, permitting costs, advertising costs during the planning and procurement phase, equipment, work orders, and Program Management fees.

There may be some additional financial activity on these projects as the final payments are made and all of the purchase orders are closed-out. When the projects are closed-out remaining balances (savings) are reported to the School Board and returned to the Capital Reserve.

This is a budget and expenditure activity report, and is not a construction status report.
The accompanying introduction and notes are an integral part of this budget activity report.

Established 1915 BROWARD County Public Schools

SMART Program Budget Activity Report

Completed and Meets Standard Projects Detail Schedule for Quarter Ended March 31, 2025

SMART INVESTMENTS LEAD TO SMART STUDENTS.

GOB Referendum Approved by Voters on 11/4/2014 - 124 Months Since Approval

School/ Project	Original Budget	Current Budget	Prior Years Expenditures	Commitments	Current Year Expenditures	Balance
Gulfstream Academy of Hallandale Beach K-8(Hallandale Adult & Community Center)						
Building Envelope Improvements (Roof, Window, Ext Wall, etc.), Electrical Improvements, Fire Sprinklers, HVAC Improvements, Media Center improvements, Replacement of building 1, Replacement of building 12, Replacement of building 7, Replacement of buildin Project Number: P.001822	5,161,700	5,108,745	5,108,745	-	-	-
School Choice Enhancement Project Number: P.001887	100,000	100,000	100,000	-	-	-
Gulfstream Academy of Hallandale Beach K-8(Hallandale Elementary School)						
Technology Infrastructure Upgrade Project Number: 013185001	139,000	77,263	77,263	-	-	-
Additional Computers to Close Gap Project Number: 013185002	204,000	203,960	203,960	-	-	-
Wireless Network Upgrade and CAT 6 Data Port Upgrade Project Number: 013185003	82,000	59,742	59,742	-	-	-
School Choice - SMART Project Number: 013185008	100,000	100,000	-	-	-	100,000
Music Instruments Project Number: 013185009	50,000	79,156	79,156	-	-	-

* Project expenditures include, but are not limited to, construction costs, design costs, permitting costs, advertising costs during the planning and procurement phase, equipment, work orders, and Program Management fees.

There may be some additional financial activity on these projects as the final payments are made and all of the purchase orders are closed-out. When the projects are closed-out remaining balances (savings) are reported to the School Board and returned to the Capital Reserve.

This is a budget and expenditure activity report, and is not a construction status report.
The accompanying introduction and notes are an integral part of this budget activity report.

Established 1915 BROWARD County Public Schools

SMART Program Budget Activity Report

Completed and Meets Standard Projects Detail Schedule for Quarter Ended March 31, 2025

SMART INVESTMENTS LEAD TO SMART STUDENTS.

GOB Referendum Approved by Voters on 11/4/2014 - 124 Months Since Approval

School/ Project	Original Budget	Current Budget	Prior Years Expenditures	Commitments	Current Year Expenditures	Balance
Gulfstream Academy of Hallandale Beach K-8(Hallandale Elementary School)						
Building Envelope Improvements (Roof, Window, Ext Wall, etc.), HVAC Improvements Project Number: P.002072	1,090,000	2,234,821	1,761,376	129,683	260,470	83,292
Gulfstream Early Learning Center of Excellence						
Additional Computers to Close Gap Project Number: 393185002	46,000	45,772	45,772	-	-	-
Wireless Network Upgrade and CAT 6 Data Port Upgrade Project Number: 393185003	89,000	-	-	-	-	-
Music Instruments Project Number: 393185009	100,000	-	-	-	-	-
Building Envelope Improvements (Roof, Window, Ext Wall, etc.), Fire Alarm, HVAC Improvements, Replacement of building 4 Project Number: P.002055	4,821,000	6,596,943	6,400,799	155,440	40,704	-
School Choice Enhancement Project Number: P.002360	100,000	91,621	91,621	-	-	-
Hallandale High School						
Technology Infrastructure Upgrade Project Number: 040385001	9,000	1,568	1,568	-	-	-
Additional Computers to Close Gap Project Number: 040385002	245,000	244,957	244,957	-	-	-

* Project expenditures include, but are not limited to, construction costs, design costs, permitting costs, advertising costs during the planning and procurement phase, equipment, work orders, and Program Management fees.

There may be some additional financial activity on these projects as the final payments are made and all of the purchase orders are closed-out. When the projects are closed-out remaining balances (savings) are reported to the School Board and returned to the Capital Reserve.

This is a budget and expenditure activity report, and is not a construction status report.
The accompanying introduction and notes are an integral part of this budget activity report.

Established 1915 BROWARD County Public Schools

SMART Program Budget Activity Report

Completed and Meets Standard Projects Detail Schedule for Quarter Ended March 31, 2025

SMART INVESTMENTS LEAD TO SMART STUDENTS.

GOB Referendum Approved by Voters on 11/4/2014 - 124 Months Since Approval

School/ Project	Original Budget	Current Budget	Prior Years Expenditures	Commitments	Current Year Expenditures	Balance
Hallandale High School						
Wireless Network Upgrade and CAT 6 Data Port Upgrade Project Number: 040385003	152,000	131,164	131,164	-	-	-
Music Instruments Project Number: 040385009	300,000	299,963	299,963	-	-	-
Track Resurfacing Project Number: P.002076	300,000	186,744	186,744	-	-	0
Weight Room Renovation Project Number: P.002158	121,000	120,956	120,956	-	-	0
School Choice Enhancement Project Number: P.002434	100,000	99,968	99,968	-	-	0
Harbordale Elementary School						
Technology Infrastructure Upgrade Project Number: 049185001	36,000	23,058	23,058	-	-	-
Additional Computers to Close Gap Project Number: 049185002	104,000	103,993	103,993	-	-	-
Wireless Network Upgrade and CAT 6 Data Port Upgrade Project Number: 049185003	45,000	25,301	25,301	-	-	-
Music Instruments Project Number: 049185009	50,000	48,374	48,374	-	-	-
Building Envelope Improvements (Roof, Window, Ext Wall, etc.), HVAC Improvements Project Number: P.002068	1,049,000	2,101,024	1,767,438	109,556	71,744	152,286
School Choice Enhancement Project Number: P.002374	100,000	99,938	99,938	-	-	-

* Project expenditures include, but are not limited to, construction costs, design costs, permitting costs, advertising costs during the planning and procurement phase, equipment, work orders, and Program Management fees.

There may be some additional financial activity on these projects as the final payments are made and all of the purchase orders are closed-out. When the projects are closed-out remaining balances (savings) are reported to the School Board and returned to the Capital Reserve.

This is a budget and expenditure activity report, and is not a construction status report.
The accompanying introduction and notes are an integral part of this budget activity report.

Established 1915 BROWARD County Public Schools

SMART Program Budget Activity Report

Completed and Meets Standard Projects Detail Schedule for Quarter Ended March 31, 2025

SMART INVESTMENTS LEAD TO SMART STUDENTS.

GOB Referendum Approved by Voters on 11/4/2014 - 124 Months Since Approval

School/ Project	Original Budget	Current Budget	Prior Years Expenditures	Commitments	Current Year Expenditures	Balance
Hawkes Bluff Elementary School						
Technology Infrastructure Upgrade Project Number: 313185001	127,000	83,572	83,572	-	-	-
Additional Computers to Close Gap Project Number: 313185002	152,000	151,696	151,696	-	-	-
Wireless Network Upgrade and CAT 6 Data Port Upgrade Project Number: 313185003	114,000	60,754	60,754	-	-	-
Music Instruments Project Number: 313185009	50,000	49,960	49,960	-	-	-
Building Envelope Improvements (Roof, Window, Ext Wall, etc.), HVAC Improvements Project Number: P.001784	2,903,000	6,852,890	6,641,892	18,514	6,447	186,037
School Choice Enhancement Project Number: P.001843	100,000	100,000	100,000	-	-	-
Henry D. Perry Education Center						
Technology Infrastructure Upgrade Project Number: 101185001	9,000	-	-	-	-	-
Additional Computers to Close Gap Project Number: 101185002	64,000	63,974	63,974	-	-	-
Wireless Network Upgrade and CAT 6 Data Port Upgrade Project Number: 101185003	139,000	78,994	78,994	-	-	-
Music Instruments Project Number: 101185009	100,000	50,000	50,000	-	-	-

* Project expenditures include, but are not limited to, construction costs, design costs, permitting costs, advertising costs during the planning and procurement phase, equipment, work orders, and Program Management fees.

There may be some additional financial activity on these projects as the final payments are made and all of the purchase orders are closed-out. When the projects are closed-out remaining balances (savings) are reported to the School Board and returned to the Capital Reserve.

This is a budget and expenditure activity report, and is not a construction status report.
The accompanying introduction and notes are an integral part of this budget activity report.

Established 1915 BROWARD County Public Schools

SMART Program Budget Activity Report

Completed and Meets Standard Projects Detail Schedule for Quarter Ended March 31, 2025

SMART INVESTMENTS LEAD TO SMART STUDENTS.

GOB Referendum Approved by Voters on 11/4/2014 - 124 Months Since Approval

School/ Project	Original Budget	Current Budget	Prior Years Expenditures	Commitments	Current Year Expenditures	Balance
Henry D. Perry Education Center						
Building Envelope Improvements (Roof, Window, Ext Wall, etc.), Fire Alarm, Fire Sprinklers, HVAC Improvements Project Number: P.001986	5,807,000	9,050,505	9,046,302	-	4,200	3
School Choice Enhancement Project Number: P.002337	100,000	100,000	100,000	-	-	-
Henry McNeal Turner Learning Academy						
Charter School Technology Project Number: 541885004	24,576	24,668	24,668	-	-	-
Heron Heights Elementary School						
Additional Computers to Close Gap Project Number: 396185002	298,000	297,799	297,799	-	-	-
Wireless Network Upgrade and CAT 6 Data Port Upgrade Project Number: 396185003	20,000	19,997	19,997	-	-	-
Music Instruments Project Number: 396185009	50,000	37,564	37,564	-	-	-
Building Envelope Improvements (Roof, Window, Ext Wall, etc.), Conversion of Existing Space to Music and/or Art Lab(s), HVAC Improvements, Music Room Renovations Project Number: P.002147	657,000	638,022	637,167	-	855	-
School Choice Enhancement Project Number: P.002379	100,000	99,994	99,994	-	-	-

* Project expenditures include, but are not limited to, construction costs, design costs, permitting costs, advertising costs during the planning and procurement phase, equipment, work orders, and Program Management fees.

There may be some additional financial activity on these projects as the final payments are made and all of the purchase orders are closed-out. When the projects are closed-out remaining balances (savings) are reported to the School Board and returned to the Capital Reserve.

This is a budget and expenditure activity report, and is not a construction status report.
The accompanying introduction and notes are an integral part of this budget activity report.

Established 1915 BROWARD County Public Schools

SMART Program Budget Activity Report

Completed and Meets Standard Projects Detail Schedule for Quarter Ended March 31, 2025

SMART INVESTMENTS LEAD TO SMART STUDENTS.

GOB Referendum Approved by Voters on 11/4/2014 - 124 Months Since Approval

School/ Project	Original Budget	Current Budget	Prior Years Expenditures	Commitments	Current Year Expenditures	Balance
Hollywood Academy of Arts and Science Elementary						
Charter School Technology Project Number: 532585004	311,399	311,392	311,392	-	-	-
Hollywood Academy of Arts and Science Middle						
Charter School Technology Project Number: 536285004	139,365	139,358	139,358	-	-	-
Hollywood Central Elementary School						
Technology Infrastructure Upgrade Project Number: 012185001	26,000	12,199	12,199	-	-	-
Additional Computers to Close Gap Project Number: 012185002	119,000	118,908	118,908	-	-	-
Wireless Network Upgrade and CAT 6 Data Port Upgrade Project Number: 012185003	76,000	51,725	51,725	-	-	-
Music Instruments Project Number: 012185009	50,000	49,999	49,999	-	-	-
Building Envelope Improvements (Roof, Window, Ext Wall, etc.), Electrical Improvements, HVAC Improvements, Safety / Security Upgrade Project Number: P.001983	4,817,000	8,506,343	8,418,669	59,183	-	28,491
School Choice Enhancement Project Number: P.002936	100,000	99,726	99,726	-	-	0

* Project expenditures include, but are not limited to, construction costs, design costs, permitting costs, advertising costs during the planning and procurement phase, equipment, work orders, and Program Management fees.

There may be some additional financial activity on these projects as the final payments are made and all of the purchase orders are closed-out. When the projects are closed-out remaining balances (savings) are reported to the School Board and returned to the Capital Reserve.

This is a budget and expenditure activity report, and is not a construction status report.
The accompanying introduction and notes are an integral part of this budget activity report.

Established 1915 BROWARD County Public Schools

SMART Program Budget Activity Report

Completed and Meets Standard Projects Detail Schedule for Quarter Ended March 31, 2025

SMART INVESTMENTS LEAD TO SMART STUDENTS.

GOB Referendum Approved by Voters on 11/4/2014 - 124 Months Since Approval

School/ Project	Original Budget	Current Budget	Prior Years Expenditures	Commitments	Current Year Expenditures	Balance
Hollywood Hills Elementary School						
Additional Computers to Close Gap Project Number: 011185002	189,000	188,866	188,866	-	-	-
Wireless Network Upgrade and CAT 6 Data Port Upgrade Project Number: 011185003	126,000	1,325	1,325	-	-	-
Music Instruments Project Number: 011185009	50,000	49,289	49,289	-	-	0
School Choice Enhancement Project Number: P.002456	100,000	100,000	100,000	-	-	-
Hollywood Hills High School						
Technology Infrastructure Upgrade Project Number: 166185001	64,000	53,175	53,175	-	-	-
Additional Computers to Close Gap Project Number: 166185002	417,000	416,991	416,991	-	-	-
Wireless Network Upgrade and CAT 6 Data Port Upgrade Project Number: 166185003	235,000	114,408	114,408	-	-	-
Music Instruments Project Number: 166185009	300,000	295,544	295,544	-	-	-
Electrical Improvements, Fire Alarm, Fire Sprinklers, HVAC Improvements, Media Center improvements, Roof Replacement, Safety / Security Upgrade, STEM Lab improvements Project Number: P.001806	15,061,000	22,215,351	21,575,605	2,467	8,942	628,337

* Project expenditures include, but are not limited to, construction costs, design costs, permitting costs, advertising costs during the planning and procurement phase, equipment, work orders, and Program Management fees.

There may be some additional financial activity on these projects as the final payments are made and all of the purchase orders are closed-out. When the projects are closed-out remaining balances (savings) are reported to the School Board and returned to the Capital Reserve.

This is a budget and expenditure activity report, and is not a construction status report.
The accompanying introduction and notes are an integral part of this budget activity report.

Established 1915 BROWARD County Public Schools

SMART Program Budget Activity Report

Completed and Meets Standard Projects Detail Schedule for Quarter Ended March 31, 2025

SMART INVESTMENTS LEAD TO SMART STUDENTS.

GOB Referendum Approved by Voters on 11/4/2014 - 124 Months Since Approval

School/ Project	Original Budget	Current Budget	Prior Years Expenditures	Commitments	Current Year Expenditures	Balance
Hollywood Hills High School						
School Choice Enhancement Project Number: P.001913	100,000	99,988	99,988	-	-	-
Weight Room Renovation Project Number: P.002014	121,000	120,849	120,849	-	-	-
Track Resurfacing Project Number: P.002077	300,000	276,746	276,746	-	-	0
Hollywood Park Elementary School						
Additional Computers to Close Gap Project Number: 176185002	121,000	120,947	120,947	-	-	-
Wireless Network Upgrade and CAT 6 Data Port Upgrade Project Number: 176185003	72,000	43,004	43,004	-	-	-
Music Instruments Project Number: 176185009	50,000	49,999	49,999	-	-	-
Building Envelope Improvements (Roof, Window, Ext Wall, etc.), Electrical Improvements, Fire Sprinklers, HVAC Improvements, Media Center improvements Project Number: P.001788	4,185,000	6,965,250	6,490,501	73,752	97,833	303,164
School Choice Enhancement Project Number: P.002028	100,000	99,824	99,824	-	-	-
Horizon Elementary School						
Additional Computers to Close Gap Project Number: 253185002	117,000	116,902	116,902	-	-	-
Wireless Network Upgrade and CAT 6 Data Port Upgrade Project Number: 253185003	83,000	55,369	55,369	-	-	-

* Project expenditures include, but are not limited to, construction costs, design costs, permitting costs, advertising costs during the planning and procurement phase, equipment, work orders, and Program Management fees.

There may be some additional financial activity on these projects as the final payments are made and all of the purchase orders are closed-out. When the projects are closed-out remaining balances (savings) are reported to the School Board and returned to the Capital Reserve.

This is a budget and expenditure activity report, and is not a construction status report.
The accompanying introduction and notes are an integral part of this budget activity report.

Established 1915 BROWARD County Public Schools

SMART Program Budget Activity Report

Completed and Meets Standard Projects Detail Schedule for Quarter Ended March 31, 2025

SMART INVESTMENTS LEAD TO SMART STUDENTS.

GOB Referendum Approved by Voters on 11/4/2014 - 124 Months Since Approval

School/ Project	Original Budget	Current Budget	Prior Years Expenditures	Commitments	Current Year Expenditures	Balance
Horizon Elementary School						
Music Instruments Project Number: 253185009	50,000	49,949	49,949	-	-	-
Building Envelope Improvements (Roof, Window, Ext Wall, etc.), HVAC Improvements, Media Center improvements Project Number: P.002038	813,000	1,662,971	1,401,251	18,009	222,354	21,357
School Choice Enhancement Project Number: P.002231	100,000	100,000	100,000	-	-	-
Hunt, James S. Elementary School						
Additional Computers to Close Gap Project Number: 197185002	190,000	189,620	189,620	-	-	-
Wireless Network Upgrade and CAT 6 Data Port Upgrade Project Number: 197185003	94,000	60,906	60,906	-	-	-
Music Instruments Project Number: 197185009	50,000	49,638	49,638	-	-	-
Building Envelope Improvements (Roof, Window, Ext Wall, etc.), Fire Alarm, Fire Sprinklers, HVAC Improvements, Media Center improvements Project Number: P.002059	4,833,000	9,303,620	8,679,530	51,956	189,059	383,075
School Choice Enhancement Project Number: P.002380	100,000	99,686	99,686	-	-	0
Imagine Charter School at Weston						
Charter School Technology Project Number: 511185004	222,085	222,051	222,051	-	-	-

* Project expenditures include, but are not limited to, construction costs, design costs, permitting costs, advertising costs during the planning and procurement phase, equipment, work orders, and Program Management fees.

There may be some additional financial activity on these projects as the final payments are made and all of the purchase orders are closed-out. When the projects are closed-out remaining balances (savings) are reported to the School Board and returned to the Capital Reserve.

This is a budget and expenditure activity report, and is not a construction status report.
The accompanying introduction and notes are an integral part of this budget activity report.

Established 1915 BROWARD County Public Schools

SMART Program Budget Activity Report

Completed and Meets Standard Projects Detail Schedule for Quarter Ended March 31, 2025

SMART INVESTMENTS LEAD TO SMART STUDENTS.

GOB Referendum Approved by Voters on 11/4/2014 - 124 Months Since Approval

School/ Project	Original Budget	Current Budget	Prior Years Expenditures	Commitments	Current Year Expenditures	Balance
Imagine Elementary at North Lauderdale Charter School						
Charter School Technology Project Number: 517185004	162,443	162,438	162,438	-	-	-
Imagine Schools at Broward						
Charter School Technology Project Number: 502485004	258,949	258,938	258,938	-	-	-
Indian Ridge Middle School						
Technology Infrastructure Upgrade Project Number: 347185001	327,000	196,810	196,810	-	-	-
Additional Computers to Close Gap Project Number: 347185002	245,000	244,986	244,986	-	-	-
Wireless Network Upgrade and CAT 6 Data Port Upgrade Project Number: 347185003	18,000	3,979	3,979	-	-	-
Music Instruments Project Number: 347185009	100,000	99,997	99,997	-	-	0
Art Room Renovation and Equipment, Building Envelope Improvements (Roof, Window, Ext Wall, etc.), Conversion of Existing Space to Music and/or Art Lab(s), HVAC Improvements, Music Room Renovation Project Number: P.001748	5,115,000	5,829,717	5,829,717	-	-	-
School Choice Enhancement Project Number: P.001803	100,000	99,948	99,948	-	-	0

* Project expenditures include, but are not limited to, construction costs, design costs, permitting costs, advertising costs during the planning and procurement phase, equipment, work orders, and Program Management fees.

There may be some additional financial activity on these projects as the final payments are made and all of the purchase orders are closed-out. When the projects are closed-out remaining balances (savings) are reported to the School Board and returned to the Capital Reserve.

This is a budget and expenditure activity report, and is not a construction status report.
The accompanying introduction and notes are an integral part of this budget activity report.

Established 1915 BROWARD County Public Schools

SMART Program Budget Activity Report

Completed and Meets Standard Projects Detail Schedule for Quarter Ended March 31, 2025

SMART INVESTMENTS LEAD TO SMART STUDENTS.

GOB Referendum Approved by Voters on 11/4/2014 - 124 Months Since Approval

School/ Project	Original Budget	Current Budget	Prior Years Expenditures	Commitments	Current Year Expenditures	Balance
Indian Trace Elementary School						
Technology Infrastructure Upgrade Project Number: 318185001	52,000	50,990	50,990	-	-	-
Additional Computers to Close Gap Project Number: 318185002	111,000	110,905	110,905	-	-	-
Wireless Network Upgrade and CAT 6 Data Port Upgrade Project Number: 318185003	46,000	43,737	43,737	-	-	-
Music Instruments Project Number: 318185009	50,000	49,997	49,997	-	-	-
School Choice Enhancement Project Number: P.002226	100,000	100,000	100,000	-	-	-
Kidz Choice Charter						
Charter School Technology Project Number: 540985004	32,069	32,063	32,063	-	-	-
King, Martin Luther (Dr. Martin Luther King, Jr. Montessori Academy)						
Additional Computers to Close Gap Project Number: 161185002	43,000	42,892	42,892	-	-	-
Wireless Network Upgrade and CAT 6 Data Port Upgrade Project Number: 161185003	49,000	36,085	36,085	-	-	-
Music Instruments Project Number: 161185009	50,000	50,000	50,000	-	-	-

* Project expenditures include, but are not limited to, construction costs, design costs, permitting costs, advertising costs during the planning and procurement phase, equipment, work orders, and Program Management fees.

There may be some additional financial activity on these projects as the final payments are made and all of the purchase orders are closed-out. When the projects are closed-out remaining balances (savings) are reported to the School Board and returned to the Capital Reserve.

This is a budget and expenditure activity report, and is not a construction status report.
The accompanying introduction and notes are an integral part of this budget activity report.

Established 1915 BROWARD County Public Schools

SMART Program Budget Activity Report

Completed and Meets Standard Projects Detail Schedule for Quarter Ended March 31, 2025

SMART INVESTMENTS LEAD TO SMART STUDENTS.

GOB Referendum Approved by Voters on 11/4/2014 - 124 Months Since Approval

School/ Project	Original Budget	Current Budget	Prior Years Expenditures	Commitments	Current Year Expenditures	Balance
King, Martin Luther (Dr. Martin Luther King, Jr. Montessori Academy)						
Building Envelope Improvements (Roof, Window, Ext Wall, etc.), Fire Sprinklers, HVAC Improvements Project Number: P.001662	1,061,000	980,695	980,695	-	-	-
School Choice Enhancement Project Number: P.001802	100,000	99,997	99,997	-	-	0
Lake Forest Elementary School						
Technology Infrastructure Upgrade Project Number: 083185001	17,000	11,378	11,378	-	-	-
Additional Computers to Close Gap Project Number: 083185002	169,000	168,884	168,884	-	-	-
Wireless Network Upgrade and CAT 6 Data Port Upgrade Project Number: 083185003	45,000	32,051	32,051	-	-	-
Music Instruments Project Number: 083185009	50,000	49,962	49,962	-	-	-
Re-roof of Building #4 in accordance with all applicable Codes and Standards Project Number: P.001484	475,000	370,994	370,994	-	-	-
Building Envelope Improvements (Roof, Window, Ext Wall, etc.), HVAC Improvements Project Number: P.001886	1,913,000	3,171,161	3,048,005	22,580	36,382	64,194
School Choice Enhancement Project Number: P.002217	100,000	99,327	99,327	-	-	-

* Project expenditures include, but are not limited to, construction costs, design costs, permitting costs, advertising costs during the planning and procurement phase, equipment, work orders, and Program Management fees.

There may be some additional financial activity on these projects as the final payments are made and all of the purchase orders are closed-out. When the projects are closed-out remaining balances (savings) are reported to the School Board and returned to the Capital Reserve.

This is a budget and expenditure activity report, and is not a construction status report.
The accompanying introduction and notes are an integral part of this budget activity report.

Established 1915 BROWARD County Public Schools

SMART Program Budget Activity Report

Completed and Meets Standard Projects Detail Schedule for Quarter Ended March 31, 2025

SMART INVESTMENTS LEAD TO SMART STUDENTS.

GOB Referendum Approved by Voters on 11/4/2014 - 124 Months Since Approval

School/ Project	Original Budget	Current Budget	Prior Years Expenditures	Commitments	Current Year Expenditures	Balance
Lakeside Elementary School						
Technology Infrastructure Upgrade Project Number: 359185001	128,000	97,362	97,362	-	-	-
Additional Computers to Close Gap Project Number: 359185002	196,000	195,957	195,957	-	-	-
Wireless Network Upgrade and CAT 6 Data Port Upgrade Project Number: 359185003	83,000	53,043	53,043	-	-	-
Music Instruments Project Number: 359185009	50,000	49,992	49,992	-	-	0
Building Envelope Improvements (Roof, Window, Ext Wall, etc.), HVAC Improvements Project Number: P.002070	2,899,000	4,284,240	3,315,232	734,622	14	234,372
School Choice Enhancement Project Number: P.002450	100,000	99,989	99,989	-	-	-
Lanier-James Education Center						
Wireless Network Upgrade and CAT 6 Data Port Upgrade Project Number: 040585003	62,000	44,633	44,633	-	-	-
Music Instruments Project Number: 040585009	50,000	-	-	-	-	-
School Choice Enhancement Project Number: P.002025	100,000	97,416	97,416	-	-	-
Larkdale Elementary School						
Additional Computers to Close Gap Project Number: 062185002	19,000	18,983	18,983	-	-	-

* Project expenditures include, but are not limited to, construction costs, design costs, permitting costs, advertising costs during the planning and procurement phase, equipment, work orders, and Program Management fees.

There may be some additional financial activity on these projects as the final payments are made and all of the purchase orders are closed-out. When the projects are closed-out remaining balances (savings) are reported to the School Board and returned to the Capital Reserve.

This is a budget and expenditure activity report, and is not a construction status report.
The accompanying introduction and notes are an integral part of this budget activity report.

Established 1915 BROWARD County Public Schools

SMART Program Budget Activity Report

Completed and Meets Standard Projects Detail Schedule for Quarter Ended March 31, 2025

SMART INVESTMENTS LEAD TO SMART STUDENTS.

GOB Referendum Approved by Voters on 11/4/2014 - 124 Months Since Approval

School/ Project	Original Budget	Current Budget	Prior Years Expenditures	Commitments	Current Year Expenditures	Balance
Larkdale Elementary School						
Wireless Network Upgrade and CAT 6 Data Port Upgrade Project Number: 062185003	40,000	35,174	35,174	-	-	-
Music Instruments Project Number: 062185009	50,000	-	-	-	-	-
Building Envelope Improvements (Roof, Window, Ext Wall, etc.), Fire Alarm, HVAC Improvements, Replacement of building 1 Project Number: P.002073	1,401,000	2,600,612	2,599,610	-	1,000	2
School Choice Enhancement Project Number: P.002501	100,000	100,000	100,000	-	-	-
Lauderdale Lakes Middle School						
Technology Infrastructure Upgrade Project Number: 170185001	9,000	6,582	6,582	-	-	-
Additional Computers to Close Gap Project Number: 170185002	112,000	111,846	111,846	-	-	-
Wireless Network Upgrade and CAT 6 Data Port Upgrade Project Number: 170185003	45,000	43,744	43,744	-	-	-
Music Instruments Project Number: 170185009	100,000	99,976	99,976	-	-	-
Fire Alarm, Fire Sprinklers, Media Center improvements, Roof repair, stucco and waterproof, interior repairs, HVAC - evaluation, test/balance and repair, etc. Project Number: P.001637	6,481,000	7,421,670	5,680,362	4,236	-	1,737,072

* Project expenditures include, but are not limited to, construction costs, design costs, permitting costs, advertising costs during the planning and procurement phase, equipment, work orders, and Program Management fees.

There may be some additional financial activity on these projects as the final payments are made and all of the purchase orders are closed-out. When the projects are closed-out remaining balances (savings) are reported to the School Board and returned to the Capital Reserve.

This is a budget and expenditure activity report, and is not a construction status report.
The accompanying introduction and notes are an integral part of this budget activity report.

Established 1915 BROWARD County Public Schools

SMART Program Budget Activity Report

Completed and Meets Standard Projects Detail Schedule for Quarter Ended March 31, 2025

SMART INVESTMENTS LEAD TO SMART STUDENTS.

GOB Referendum Approved by Voters on 11/4/2014 - 124 Months Since Approval

School/ Project	Original Budget	Current Budget	Prior Years Expenditures	Commitments	Current Year Expenditures	Balance
Lauderdale Lakes Middle School						
School Choice Enhancement Project Number: P.001966	100,000	100,000	99,999	-	-	1
Kitchen HVAC Project Number: P.002813	-	475,020	472,370	-	2,650	-
Lauderdale Manors Early Learning and Resource Center						
Wireless Network Upgrade and CAT 6 Data Port Upgrade Project Number: 043185003	11,000	10,996	10,996	-	-	-
Music Instruments Project Number: 043185009	50,000	-	-	-	-	-
School Choice Enhancement Project Number: P.001909	100,000	100,000	100,000	-	-	-
Lauderhill 6-12 School						
Technology Infrastructure Upgrade Project Number: 139185001	17,000	-	-	-	-	-
Wireless Network Upgrade and CAT 6 Data Port Upgrade Project Number: 139185003	115,000	103,790	103,790	-	-	-
Music Instruments Project Number: 139185009	300,000	274,410	274,410	-	-	-
Weight Room Renovation Project Number: P.002048	121,000	116,786	116,786	-	-	-
School Choice Enhancement Project Number: P.002235	100,000	99,928	99,928	-	-	-
Kitchen HVAC Project Number: P.002812	-	470,544	467,895	-	2,649	-

* Project expenditures include, but are not limited to, construction costs, design costs, permitting costs, advertising costs during the planning and procurement phase, equipment, work orders, and Program Management fees.

There may be some additional financial activity on these projects as the final payments are made and all of the purchase orders are closed-out. When the projects are closed-out remaining balances (savings) are reported to the School Board and returned to the Capital Reserve.

This is a budget and expenditure activity report, and is not a construction status report.
The accompanying introduction and notes are an integral part of this budget activity report.

Established 1915 BROWARD County Public Schools

SMART Program Budget Activity Report

Completed and Meets Standard Projects Detail Schedule for Quarter Ended March 31, 2025

SMART INVESTMENTS LEAD TO SMART STUDENTS.

GOB Referendum Approved by Voters on 11/4/2014 - 124 Months Since Approval

School/ Project	Original Budget	Current Budget	Prior Years Expenditures	Commitments	Current Year Expenditures	Balance
Lauderhill-Paul Turner Elementary School						
Additional Computers to Close Gap Project Number: 138185002	165,000	164,988	164,988	-	-	-
Wireless Network Upgrade and CAT 6 Data Port Upgrade Project Number: 138185003	51,000	37,548	37,548	-	-	-
Music Instruments Project Number: 138185009	50,000	49,999	49,999	-	-	-
Building Envelope Improvements (Roof, Window, Ext Wall, etc.), Fire Sprinklers, HVAC Improvements Project Number: P.002066	2,295,000	3,777,539	3,777,537	-	-	2
School Choice Enhancement Project Number: P.002596	100,000	100,000	100,000	-	-	-
Liberty Elementary School						
Technology Infrastructure Upgrade Project Number: 382185001	26,000	12,834	12,834	-	-	-
Additional Computers to Close Gap Project Number: 382185002	262,000	261,909	261,909	-	-	-
Wireless Network Upgrade and CAT 6 Data Port Upgrade Project Number: 382185003	105,000	76,647	76,647	-	-	-
Music Instruments Project Number: 382185009	50,000	49,933	49,933	-	-	0
School Choice Enhancement Project Number: P.001714	100,000	100,000	100,000	-	-	-

* Project expenditures include, but are not limited to, construction costs, design costs, permitting costs, advertising costs during the planning and procurement phase, equipment, work orders, and Program Management fees.

There may be some additional financial activity on these projects as the final payments are made and all of the purchase orders are closed-out. When the projects are closed-out remaining balances (savings) are reported to the School Board and returned to the Capital Reserve.

This is a budget and expenditure activity report, and is not a construction status report.
The accompanying introduction and notes are an integral part of this budget activity report.

Established 1915 BROWARD County Public Schools

SMART Program Budget Activity Report

Completed and Meets Standard Projects Detail Schedule for Quarter Ended March 31, 2025

SMART INVESTMENTS LEAD TO SMART STUDENTS.

GOB Referendum Approved by Voters on 11/4/2014 - 124 Months Since Approval

School/ Project	Original Budget	Current Budget	Prior Years Expenditures	Commitments	Current Year Expenditures	Balance
Liberty Elementary School						
Conversion of Existing Space to Music and/or Art Lab(s), HVAC Improvements, Music Room Renovation, PE/Athletic Improvements Project Number: P.001999	377,000	404,416	404,416	-	-	-
Lloyd Estates Elementary School						
Additional Computers to Close Gap Project Number: 109185002	151,000	150,966	150,966	-	-	-
Wireless Network Upgrade and CAT 6 Data Port Upgrade Project Number: 109185003	28,000	24,830	24,830	-	-	-
Music Instruments Project Number: 109185009	50,000	49,987	49,987	-	-	-
School Choice Enhancement Project Number: P.001891	100,000	99,918	99,918	-	-	-
Lyons Creek Middle School						
Technology Infrastructure Upgrade Project Number: 310185001	192,000	165,569	165,569	-	-	-
Additional Computers to Close Gap Project Number: 310185002	225,000	224,979	224,979	-	-	-
Wireless Network Upgrade and CAT 6 Data Port Upgrade Project Number: 310185003	11,000	7,575	7,575	-	-	-
Music Instruments Project Number: 310185009	100,000	99,930	99,930	-	-	0

* Project expenditures include, but are not limited to, construction costs, design costs, permitting costs, advertising costs during the planning and procurement phase, equipment, work orders, and Program Management fees.

There may be some additional financial activity on these projects as the final payments are made and all of the purchase orders are closed-out. When the projects are closed-out remaining balances (savings) are reported to the School Board and returned to the Capital Reserve.

This is a budget and expenditure activity report, and is not a construction status report.
The accompanying introduction and notes are an integral part of this budget activity report.

Established 1915 BROWARD County Public Schools

SMART Program Budget Activity Report

Completed and Meets Standard Projects Detail Schedule for Quarter Ended March 31, 2025

SMART INVESTMENTS LEAD TO SMART STUDENTS.

GOB Referendum Approved by Voters on 11/4/2014 - 124 Months Since Approval

School/ Project	Original Budget	Current Budget	Prior Years Expenditures	Commitments	Current Year Expenditures	Balance
Lyons Creek Middle School						
School Choice Enhancement Project Number: P.002344	100,000	99,910	99,910	-	-	-
Manatee Bay Elementary School						
Technology Infrastructure Upgrade Project Number: 384185001	65,000	40,991	40,991	-	-	-
Additional Computers to Close Gap Project Number: 384185002	304,000	303,892	303,892	-	-	-
Wireless Network Upgrade and CAT 6 Data Port Upgrade Project Number: 384185003	113,000	76,077	76,077	-	-	-
Music Instruments Project Number: 384185009	50,000	49,998	49,998	-	-	0
Art Room Renovation and Equipment, Building Envelope Improvements (Roof, Window, Ext Wall, etc.), Conversion of Existing Space to Music and/or Art Lab(s), HVAC Improvements, Music Room Renovation Project Number: P.001759	1,759,000	2,322,208	2,322,208	-	-	-
School Choice Enhancement Project Number: P.001776	100,000	99,993	99,993	-	-	-
Maplewood Elementary School						
Technology Infrastructure Upgrade Project Number: 274185001	84,000	42,552	42,552	-	-	-

* Project expenditures include, but are not limited to, construction costs, design costs, permitting costs, advertising costs during the planning and procurement phase, equipment, work orders, and Program Management fees.

There may be some additional financial activity on these projects as the final payments are made and all of the purchase orders are closed-out. When the projects are closed-out remaining balances (savings) are reported to the School Board and returned to the Capital Reserve.

This is a budget and expenditure activity report, and is not a construction status report.
The accompanying introduction and notes are an integral part of this budget activity report.

Established 1915 BROWARD County Public Schools

SMART Program Budget Activity Report

Completed and Meets Standard Projects Detail Schedule for Quarter Ended March 31, 2025

SMART INVESTMENTS LEAD TO SMART STUDENTS.

GOB Referendum Approved by Voters on 11/4/2014 - 124 Months Since Approval

School/ Project	Original Budget	Current Budget	Prior Years Expenditures	Commitments	Current Year Expenditures	Balance
Maplewood Elementary School						
Additional Computers to Close Gap Project Number: 274185002	148,000	147,639	147,639	-	-	-
Wireless Network Upgrade and CAT 6 Data Port Upgrade Project Number: 274185003	99,000	52,586	52,586	-	-	-
Music Instruments Project Number: 274185009	50,000	49,892	49,892	-	-	0
School Choice Enhancement Project Number: P.001798	100,000	99,975	99,975	-	-	-
HVAC Improvements, Media Center improvements Project Number: P.001998	362,000	362,000	288,269	-	40,871	32,860
Margate Elementary School						
Technology Infrastructure Upgrade Project Number: 116185001	34,000	23,227	23,227	-	-	-
Additional Computers to Close Gap Project Number: 116185002	228,000	227,909	227,909	-	-	-
Wireless Network Upgrade and CAT 6 Data Port Upgrade Project Number: 116185003	125,000	75,728	75,728	-	-	-
Music Instruments Project Number: 116185009	50,000	49,927	49,927	-	-	-

* Project expenditures include, but are not limited to, construction costs, design costs, permitting costs, advertising costs during the planning and procurement phase, equipment, work orders, and Program Management fees.

There may be some additional financial activity on these projects as the final payments are made and all of the purchase orders are closed-out. When the projects are closed-out remaining balances (savings) are reported to the School Board and returned to the Capital Reserve.

This is a budget and expenditure activity report, and is not a construction status report.
The accompanying introduction and notes are an integral part of this budget activity report.

Established 1915 BROWARD County Public Schools

SMART Program Budget Activity Report

Completed and Meets Standard Projects Detail Schedule for Quarter Ended March 31, 2025

SMART INVESTMENTS LEAD TO SMART STUDENTS.

GOB Referendum Approved by Voters on 11/4/2014 - 124 Months Since Approval

School/ Project	Original Budget	Current Budget	Prior Years Expenditures	Commitments	Current Year Expenditures	Balance
Margate Elementary School						
Building Envelope Improvements (Roof, Window, Ext Wall, etc.), Conversion of Existing Space to Music and/or Art Lab(s), Fire Sprinklers, HVAC Improvements, Music Room Renovation, Replacement of building 1 Project Number: P.001647	4,618,753	3,946,633	3,600,149	60,116	111,699	174,669
School Choice Enhancement Project Number: P.001698	100,000	100,000	100,000	-	-	-
New 6 Classroom Addition Project Number: P.002859	-	9,019,680	7,806,028	36,898	913,575	263,179
Margate Middle School						
Technology Infrastructure Upgrade Project Number: 058185001	4,000	-	-	-	-	-
Additional Computers to Close Gap Project Number: 058185002	146,000	145,842	145,842	-	-	-
Wireless Network Upgrade and CAT 6 Data Port Upgrade Project Number: 058185003	136,000	83,218	83,218	-	-	-
Music Instruments Project Number: 058185009	100,000	99,864	99,864	-	-	-
School Choice Enhancement Project Number: P.002232	100,000	98,355	98,355	-	-	-
Markham, C. Robert Elementary School						
Technology Infrastructure Upgrade Project Number: 167185001	4,000	3,956	3,956	-	-	-

* Project expenditures include, but are not limited to, construction costs, design costs, permitting costs, advertising costs during the planning and procurement phase, equipment, work orders, and Program Management fees.

There may be some additional financial activity on these projects as the final payments are made and all of the purchase orders are closed-out. When the projects are closed-out remaining balances (savings) are reported to the School Board and returned to the Capital Reserve.

This is a budget and expenditure activity report, and is not a construction status report.
The accompanying introduction and notes are an integral part of this budget activity report.

Established 1915 BROWARD County Public Schools

SMART Program Budget Activity Report

Completed and Meets Standard Projects Detail Schedule for Quarter Ended March 31, 2025

SMART INVESTMENTS LEAD TO SMART STUDENTS.

GOB Referendum Approved by Voters on 11/4/2014 - 124 Months Since Approval

School/ Project	Original Budget	Current Budget	Prior Years Expenditures	Commitments	Current Year Expenditures	Balance
Markham, C. Robert Elementary School						
Additional Computers to Close Gap Project Number: 167185002	155,000	154,995	154,995	-	-	-
Wireless Network Upgrade and CAT 6 Data Port Upgrade Project Number: 167185003	42,000	25,967	25,967	-	-	-
Music Instruments Project Number: 167185009	50,000	-	-	-	-	-
School Choice Enhancement Project Number: P.002227	100,000	99,930	99,930	-	-	0
Mavericks High of Central Broward County						
Charter School Technology Project Number: 548185004	105,798	105,721	105,721	-	-	-
Mavericks High School of North Broward						
Charter School Technology Project Number: 500985004	107,296	107,294	107,294	-	-	-
McArthur High School						
Technology Infrastructure Upgrade Project Number: 024185001	26,000	9,665	9,665	-	-	-
Additional Computers to Close Gap Project Number: 024185002	263,000	262,988	262,988	-	-	-
Wireless Network Upgrade and CAT 6 Data Port Upgrade Project Number: 024185003	191,000	111,877	111,877	-	-	-
Music Instruments Project Number: 024185009	300,000	299,871	299,871	-	-	-

* Project expenditures include, but are not limited to, construction costs, design costs, permitting costs, advertising costs during the planning and procurement phase, equipment, work orders, and Program Management fees.

There may be some additional financial activity on these projects as the final payments are made and all of the purchase orders are closed-out. When the projects are closed-out remaining balances (savings) are reported to the School Board and returned to the Capital Reserve.

This is a budget and expenditure activity report, and is not a construction status report.
The accompanying introduction and notes are an integral part of this budget activity report.

Established 1915 BROWARD County Public Schools

SMART Program Budget Activity Report

Completed and Meets Standard Projects Detail Schedule for Quarter Ended March 31, 2025

SMART INVESTMENTS LEAD TO SMART STUDENTS.

GOB Referendum Approved by Voters on 11/4/2014 - 124 Months Since Approval

School/ Project	Original Budget	Current Budget	Prior Years Expenditures	Commitments	Current Year Expenditures	Balance
McArthur High School						
Weight Room Renovation Project Number: P.002155	121,000	120,992	120,992	-	-	0
School Choice Enhancement Project Number: P.002233	100,000	99,921	99,921	-	-	-
Re-roofing Building 12, 13, 16, 17, 18, 21, 24, 25, and their associated roof-top mechanical equipment. Project Number: P.002884	-	2,439,600	100,000	200,000	1,977,657	161,943
McFatter Technical College						
Technology Infrastructure Upgrade Project Number: 129185001	362,000	329,280	329,280	-	-	-
Wireless Network Upgrade and CAT 6 Data Port Upgrade Project Number: 129185003	126,000	94,296	94,296	-	-	-
School Choice Enhancement Project Number: P.001851	100,000	99,996	99,996	-	-	0
McFatter Technical, Broward Fire Academy						
Technology Infrastructure Upgrade Project Number: 277185001	13,000	8,259	8,259	-	-	-
School Choice Enhancement Project Number: P.001790	100,000	100,000	100,000	-	-	-
Building Envelope Improvements (Roof, Window, Ext Wall, etc.), Fire Sprinklers Project Number: P.001965	256,000	572,999	572,999	-	-	-

* Project expenditures include, but are not limited to, construction costs, design costs, permitting costs, advertising costs during the planning and procurement phase, equipment, work orders, and Program Management fees.

There may be some additional financial activity on these projects as the final payments are made and all of the purchase orders are closed-out. When the projects are closed-out remaining balances (savings) are reported to the School Board and returned to the Capital Reserve.

This is a budget and expenditure activity report, and is not a construction status report.
The accompanying introduction and notes are an integral part of this budget activity report.

Established 1915 BROWARD County Public Schools

SMART Program Budget Activity Report

Completed and Meets Standard Projects Detail Schedule for Quarter Ended March 31, 2025

SMART INVESTMENTS LEAD TO SMART STUDENTS.

GOB Referendum Approved by Voters on 11/4/2014 - 124 Months Since Approval

School/ Project	Original Budget	Current Budget	Prior Years Expenditures	Commitments	Current Year Expenditures	Balance
McNab Elementary School						
Technology Infrastructure Upgrade Project Number: 084185001	92,000	64,075	64,075	-	-	-
Additional Computers to Close Gap Project Number: 084185002	124,000	123,994	123,994	-	-	-
Wireless Network Upgrade and CAT 6 Data Port Upgrade Project Number: 084185003	52,000	-	-	-	-	-
Music Instruments Project Number: 084185009	50,000	46,919	46,919	-	-	-
Building Envelope Improvements (Roof, Window, Ext Wall, etc.), HVAC Improvements Project Number: P.001964	1,295,000	3,210,437	3,003,851	125,426	-	81,160
School Choice Enhancement Project Number: P.002140	100,000	100,000	100,000	-	-	-
McNicol Middle School						
Wireless Network Upgrade and CAT 6 Data Port Upgrade Project Number: 048185003	65,000	49,731	49,731	-	-	-
Music Instruments Project Number: 048185009	100,000	100,000	100,000	-	-	-
School Choice Enhancement Project Number: P.001701	100,000	99,927	99,927	-	-	0

* Project expenditures include, but are not limited to, construction costs, design costs, permitting costs, advertising costs during the planning and procurement phase, equipment, work orders, and Program Management fees.

There may be some additional financial activity on these projects as the final payments are made and all of the purchase orders are closed-out. When the projects are closed-out remaining balances (savings) are reported to the School Board and returned to the Capital Reserve.

This is a budget and expenditure activity report, and is not a construction status report.
The accompanying introduction and notes are an integral part of this budget activity report.

Established 1915 BROWARD County Public Schools

SMART Program Budget Activity Report

Completed and Meets Standard Projects Detail Schedule for Quarter Ended March 31, 2025

SMART INVESTMENTS LEAD TO SMART STUDENTS.

GOB Referendum Approved by Voters on 11/4/2014 - 124 Months Since Approval

School/ Project	Original Budget	Current Budget	Prior Years Expenditures	Commitments	Current Year Expenditures	Balance
McNicol Middle School						
Building Envelope Improvements (Roof, Window, Ext Wall, etc.), Conversion of Existing Space to Music and/or Art Lab(s), Fire Sprinklers, HVAC Improvements, Music Room Renovation Project Number: P.001941	1,345,000	1,265,585	1,265,585	-	-	-
Meadowbrook Elementary School						
Additional Computers to Close Gap Project Number: 076185002	183,000	182,918	182,918	-	-	-
Wireless Network Upgrade and CAT 6 Data Port Upgrade Project Number: 076185003	40,000	35,458	35,458	-	-	-
Music Instruments Project Number: 076185009	50,000	48,857	48,857	-	-	0
Building Envelope Improvements (Roof, Window, Ext Wall, etc.), Electrical Improvements, Fire Sprinklers, HVAC Improvements Project Number: P.002083	1,061,000	1,043,500	601,787	240,501	123,839	77,373
School Choice Enhancement Project Number: P.002487	100,000	99,954	99,954	-	-	-
Millennium 6-12 Collegiate Academy						
Additional Computers to Close Gap Project Number: 477285002	290,000	289,892	289,892	-	-	-
Wireless Network Upgrade and CAT 6 Data Port Upgrade Project Number: 477285003	124,000	89,041	89,041	-	-	-

* Project expenditures include, but are not limited to, construction costs, design costs, permitting costs, advertising costs during the planning and procurement phase, equipment, work orders, and Program Management fees.

There may be some additional financial activity on these projects as the final payments are made and all of the purchase orders are closed-out. When the projects are closed-out remaining balances (savings) are reported to the School Board and returned to the Capital Reserve.

This is a budget and expenditure activity report, and is not a construction status report.
The accompanying introduction and notes are an integral part of this budget activity report.

Established 1915 BROWARD County Public Schools

SMART Program Budget Activity Report

Completed and Meets Standard Projects Detail Schedule for Quarter Ended March 31, 2025

SMART INVESTMENTS LEAD TO SMART STUDENTS.

GOB Referendum Approved by Voters on 11/4/2014 - 124 Months Since Approval

School/ Project	Original Budget	Current Budget	Prior Years Expenditures	Commitments	Current Year Expenditures	Balance
Millennium 6-12 Collegiate Academy						
Music Instruments Project Number: 477285009	100,000	99,769	99,769	-	-	0
School Choice Enhancement Project Number: P.002175	100,000	99,915	99,915	-	-	-
Miramar Elementary School						
Technology Infrastructure Upgrade Project Number: 053185001	17,000	-	-	-	-	-
Additional Computers to Close Gap Project Number: 053185002	210,000	209,973	209,973	-	-	-
Wireless Network Upgrade and CAT 6 Data Port Upgrade Project Number: 053185003	96,000	63,993	63,993	-	-	-
Music Instruments Project Number: 053185009	50,000	49,999	49,999	-	-	-
Building Envelope Improvements (Roof, Window, Ext Wall, etc.), HVAC Improvements Project Number: P.001727	3,798,000	5,920,758	5,920,758	-	-	-
School Choice Enhancement Project Number: P.001990	100,000	99,935	99,935	-	-	-
Miramar High School						
Additional Computers to Close Gap Project Number: 175185002	598,000	597,944	597,944	-	-	-
Wireless Network Upgrade and CAT 6 Data Port Upgrade Project Number: 175185003	248,000	162,984	162,984	-	-	-

* Project expenditures include, but are not limited to, construction costs, design costs, permitting costs, advertising costs during the planning and procurement phase, equipment, work orders, and Program Management fees.

There may be some additional financial activity on these projects as the final payments are made and all of the purchase orders are closed-out. When the projects are closed-out remaining balances (savings) are reported to the School Board and returned to the Capital Reserve.

This is a budget and expenditure activity report, and is not a construction status report.
The accompanying introduction and notes are an integral part of this budget activity report.

Established 1915 BROWARD County Public Schools

SMART Program Budget Activity Report

Completed and Meets Standard Projects Detail Schedule for Quarter Ended March 31, 2025

SMART INVESTMENTS LEAD TO SMART STUDENTS.

GOB Referendum Approved by Voters on 11/4/2014 - 124 Months Since Approval

School/ Project	Original Budget	Current Budget	Prior Years Expenditures	Commitments	Current Year Expenditures	Balance
Miramar High School						
Music Instruments Project Number: 175185009	300,000	294,375	294,375	-	-	-
Track Resurfacing Project Number: P.002051	300,000	300,000	300,000	-	-	-
Weight Room Renovation Project Number: P.002154	121,000	120,459	120,459	-	-	0
School Choice Enhancement Project Number: P.002326	100,000	100,000	100,000	-	-	-
Mirror Lake Elementary School						
Additional Computers to Close Gap Project Number: 184185002	60,000	59,945	59,945	-	-	-
Wireless Network Upgrade and CAT 6 Data Port Upgrade Project Number: 184185003	85,000	52,462	52,462	-	-	-
Music Instruments Project Number: 184185009	50,000	49,996	49,996	-	-	-
School Choice Enhancement Project Number: P.001932	100,000	99,960	99,960	-	-	-
Building Envelope Improvements (Roof, Window, Ext Wall, etc.), Fire Sprinklers, HVAC Improvements, Media Center improvements Project Number: P.002011	1,720,000	3,588,435	3,608,277	-	-19,843	1
Monarch High School						
Technology Infrastructure Upgrade Project Number: 354185001	304,000	214,904	214,904	-	-	-

* Project expenditures include, but are not limited to, construction costs, design costs, permitting costs, advertising costs during the planning and procurement phase, equipment, work orders, and Program Management fees.

There may be some additional financial activity on these projects as the final payments are made and all of the purchase orders are closed-out. When the projects are closed-out remaining balances (savings) are reported to the School Board and returned to the Capital Reserve.

This is a budget and expenditure activity report, and is not a construction status report.
The accompanying introduction and notes are an integral part of this budget activity report.

Established 1915 BROWARD County Public Schools

SMART Program Budget Activity Report

Completed and Meets Standard Projects Detail Schedule for Quarter Ended March 31, 2025

SMART INVESTMENTS LEAD TO SMART STUDENTS.

GOB Referendum Approved by Voters on 11/4/2014 - 124 Months Since Approval

School/ Project	Original Budget	Current Budget	Prior Years Expenditures	Commitments	Current Year Expenditures	Balance
Monarch High School						
Additional Computers to Close Gap Project Number: 354185002	596,000	595,974	595,974	-	-	-
Wireless Network Upgrade and CAT 6 Data Port Upgrade Project Number: 354185003	14,000	8,686	8,686	-	-	-
Music Instruments Project Number: 354185009	300,000	290,820	290,820	-	-	-
Track Resurfacing Project Number: P.002058	300,000	119,540	119,540	-	-	0
Weight Room Renovation Project Number: P.002159	121,000	120,950	120,950	-	-	-
School Choice Enhancement Project Number: P.002458	100,000	100,000	100,000	-	-	-
Morrow Elementary School						
Additional Computers to Close Gap Project Number: 269185002	71,000	70,888	70,888	-	-	-
Wireless Network Upgrade and CAT 6 Data Port Upgrade Project Number: 269185003	90,000	77,553	77,553	-	-	-
Music Instruments Project Number: 269185009	50,000	-	-	-	-	-
School Choice Enhancement Project Number: P.001925	100,000	100,000	100,000	-	-	-

* Project expenditures include, but are not limited to, construction costs, design costs, permitting costs, advertising costs during the planning and procurement phase, equipment, work orders, and Program Management fees.

There may be some additional financial activity on these projects as the final payments are made and all of the purchase orders are closed-out. When the projects are closed-out remaining balances (savings) are reported to the School Board and returned to the Capital Reserve.

This is a budget and expenditure activity report, and is not a construction status report.
The accompanying introduction and notes are an integral part of this budget activity report.

Established 1915 BROWARD County Public Schools

SMART Program Budget Activity Report

Completed and Meets Standard Projects Detail Schedule for Quarter Ended March 31, 2025

SMART INVESTMENTS LEAD TO SMART STUDENTS.

GOB Referendum Approved by Voters on 11/4/2014 - 124 Months Since Approval

School/ Project	Original Budget	Current Budget	Prior Years Expenditures	Commitments	Current Year Expenditures	Balance
Morrow Elementary School						
ADA Stage Lift, Electrical Improvements, Fire Sprinkler Protection and Fire Alarm, HVAC Improvements, Media Center improvements Project Number: P.001996	2,386,623	1,917,583	1,382,666	12,033	314,167	208,717
New Renaissance Middle School						
Additional Computers to Close Gap Project Number: 391185002	155,000	154,973	154,973	-	-	-
Wireless Network Upgrade and CAT 6 Data Port Upgrade Project Number: 391185003	137,000	109,211	109,211	-	-	-
Music Instruments Project Number: 391185009	100,000	99,999	99,999	-	-	-
School Choice Enhancement Project Number: P.002365	100,000	99,773	99,773	-	-	-
New River Middle School						
Additional Computers to Close Gap Project Number: 088185002	244,000	243,975	243,975	-	-	-
Wireless Network Upgrade and CAT 6 Data Port Upgrade Project Number: 088185003	68,000	59,913	59,913	-	-	-
Music Instruments Project Number: 088185009	100,000	99,987	99,987	-	-	0
School Choice Enhancement Project Number: P.001703	100,000	99,988	99,988	-	-	-

* Project expenditures include, but are not limited to, construction costs, design costs, permitting costs, advertising costs during the planning and procurement phase, equipment, work orders, and Program Management fees.

There may be some additional financial activity on these projects as the final payments are made and all of the purchase orders are closed-out. When the projects are closed-out remaining balances (savings) are reported to the School Board and returned to the Capital Reserve.

This is a budget and expenditure activity report, and is not a construction status report.
The accompanying introduction and notes are an integral part of this budget activity report.

Established 1915 BROWARD County Public Schools

SMART Program Budget Activity Report

Completed and Meets Standard Projects Detail Schedule for Quarter Ended March 31, 2025

SMART INVESTMENTS LEAD TO SMART STUDENTS.

GOB Referendum Approved by Voters on 11/4/2014 - 124 Months Since Approval

School/ Project	Original Budget	Current Budget	Prior Years Expenditures	Commitments	Current Year Expenditures	Balance
Nob Hill Elementary School						
Technology Infrastructure Upgrade Project Number: 267185001	34,000	5,249	5,249	-	-	-
Additional Computers to Close Gap Project Number: 267185002	179,000	178,901	178,901	-	-	-
Wireless Network Upgrade and CAT 6 Data Port Upgrade Project Number: 267185003	91,000	49,236	49,236	-	-	-
Music Instruments Project Number: 267185009	50,000	49,997	49,997	-	-	-
School Choice Enhancement Project Number: P.002503	100,000	99,945	99,945	-	-	-
Norcrest Elementary School						
Technology Infrastructure Upgrade Project Number: 056185001	114,000	56,230	56,230	-	-	-
Additional Computers to Close Gap Project Number: 056185002	217,000	216,612	216,612	-	-	-
Wireless Network Upgrade and CAT 6 Data Port Upgrade Project Number: 056185003	104,000	58,598	58,598	-	-	-
Music Instruments Project Number: 056185009	50,000	50,000	50,000	-	-	-
School Choice Enhancement Project Number: P.001770	100,000	99,950	99,950	-	-	0

* Project expenditures include, but are not limited to, construction costs, design costs, permitting costs, advertising costs during the planning and procurement phase, equipment, work orders, and Program Management fees.

There may be some additional financial activity on these projects as the final payments are made and all of the purchase orders are closed-out. When the projects are closed-out remaining balances (savings) are reported to the School Board and returned to the Capital Reserve.

This is a budget and expenditure activity report, and is not a construction status report.
The accompanying introduction and notes are an integral part of this budget activity report.

Established 1915 BROWARD County Public Schools

SMART Program Budget Activity Report

Completed and Meets Standard Projects Detail Schedule for Quarter Ended March 31, 2025

SMART INVESTMENTS LEAD TO SMART STUDENTS.

GOB Referendum Approved by Voters on 11/4/2014 - 124 Months Since Approval

School/ Project	Original Budget	Current Budget	Prior Years Expenditures	Commitments	Current Year Expenditures	Balance
Norcrest Elementary School						
Building Envelope Improvements (Roof, Window, Ext Wall, etc.), HVAC Improvements, Media Center improvements Project Number: P.001969	2,110,000	2,988,627	2,988,627	-	-	0
North Andrews Gardens Elementary School						
Additional Computers to Close Gap Project Number: 052185002	221,000	221,000	221,000	-	-	-
Wireless Network Upgrade and CAT 6 Data Port Upgrade Project Number: 052185003	98,000	58,970	58,970	-	-	-
Music Instruments Project Number: 052185009	50,000	49,834	49,834	-	-	0
Building Envelope Improvements (Roof, Window, Ext Wall, etc.), Fire Sprinklers, HVAC Improvements Project Number: P.001890	2,278,000	7,578,547	6,441,678	10,885	842,533	283,451
School Choice Enhancement Project Number: P.002375	100,000	99,990	99,990	-	-	0
North Broward Academy of Excellence Elementary						
Charter School Technology Project Number: 516185004	204,402	204,400	204,400	-	-	-
North Broward Academy of Excellence Middle						
Charter School Technology Project Number: 537185004	105,198	105,195	105,195	-	-	-

* Project expenditures include, but are not limited to, construction costs, design costs, permitting costs, advertising costs during the planning and procurement phase, equipment, work orders, and Program Management fees.

There may be some additional financial activity on these projects as the final payments are made and all of the purchase orders are closed-out. When the projects are closed-out remaining balances (savings) are reported to the School Board and returned to the Capital Reserve.

This is a budget and expenditure activity report, and is not a construction status report.
The accompanying introduction and notes are an integral part of this budget activity report.

Established 1915 BROWARD County Public Schools

SMART Program Budget Activity Report

Completed and Meets Standard Projects Detail Schedule for Quarter Ended March 31, 2025

SMART INVESTMENTS LEAD TO SMART STUDENTS.

GOB Referendum Approved by Voters on 11/4/2014 - 124 Months Since Approval

School/ Project	Original Budget	Current Budget	Prior Years Expenditures	Commitments	Current Year Expenditures	Balance
North Fork Elementary School						
Wireless Network Upgrade and CAT 6 Data Port Upgrade Project Number: 119185003	55,000	31,213	31,213	-	-	0
Music Instruments Project Number: 119185009	50,000	43,382	43,382	-	-	-
Remodel Reception area including millwork, addition of one new door and relocation of electrical fixtures and exit signs Project Number: P.001901	33,617	56,395	56,395	-	-	-
School Choice Enhancement Project Number: P.002204	100,000	99,802	99,802	-	-	-
North Lauderdale Elementary School						
Technology Infrastructure Upgrade Project Number: 223185001	66,000	38,471	38,471	-	-	-
Additional Computers to Close Gap Project Number: 223185002	91,000	90,891	90,891	-	-	-
Wireless Network Upgrade and CAT 6 Data Port Upgrade Project Number: 223185003	97,000	63,122	63,122	-	-	-
Music Instruments Project Number: 223185009	50,000	49,999	49,999	-	-	-
Building Envelope Improvements (Roof, Window, Ext Wall, etc.), Fire Alarm, Fire Sprinklers, HVAC Improvements, Media Center improvements Project Number: P.001903	1,436,000	3,213,350	1,077,833	313,758	910,323	911,436

* Project expenditures include, but are not limited to, construction costs, design costs, permitting costs, advertising costs during the planning and procurement phase, equipment, work orders, and Program Management fees.

There may be some additional financial activity on these projects as the final payments are made and all of the purchase orders are closed-out. When the projects are closed-out remaining balances (savings) are reported to the School Board and returned to the Capital Reserve.

This is a budget and expenditure activity report, and is not a construction status report.
The accompanying introduction and notes are an integral part of this budget activity report.

Established 1915 BROWARD County Public Schools

SMART Program Budget Activity Report

Completed and Meets Standard Projects Detail Schedule for Quarter Ended March 31, 2025

SMART INVESTMENTS LEAD TO SMART STUDENTS.

GOB Referendum Approved by Voters on 11/4/2014 - 124 Months Since Approval

School/ Project	Original Budget	Current Budget	Prior Years Expenditures	Commitments	Current Year Expenditures	Balance
North Lauderdale Elementary School						
School Choice Enhancement Project Number: P.001907	100,000	100,000	100,000	-	-	-
Re-roofing Building2, 4, & 5 and their associated roof-top mechanical equipment. Project Number: P.002870	-	328,000	328,000	-	-	-
North Side Elementary School						
Additional Computers to Close Gap Project Number: 004185002	81,000	80,977	80,977	-	-	-
Wireless Network Upgrade and CAT 6 Data Port Upgrade Project Number: 004185003	29,000	26,288	26,288	-	-	-
Music Instruments Project Number: 004185009	50,000	49,639	49,639	-	-	-
School Choice Enhancement Project Number: P.002021	100,000	100,000	100,000	-	-	-
Northeast High School						
Technology Infrastructure Upgrade Project Number: 124185001	326,000	304,215	304,215	-	-	-
Additional Computers to Close Gap Project Number: 124185002	419,000	418,983	418,983	-	-	-
Wireless Network Upgrade and CAT 6 Data Port Upgrade Project Number: 124185003	119,000	116,435	116,435	-	-	-
Music Instruments Project Number: 124185009	300,000	299,578	299,578	-	-	-

* Project expenditures include, but are not limited to, construction costs, design costs, permitting costs, advertising costs during the planning and procurement phase, equipment, work orders, and Program Management fees.

There may be some additional financial activity on these projects as the final payments are made and all of the purchase orders are closed-out. When the projects are closed-out remaining balances (savings) are reported to the School Board and returned to the Capital Reserve.

This is a budget and expenditure activity report, and is not a construction status report.
The accompanying introduction and notes are an integral part of this budget activity report.

Established 1915 BROWARD County Public Schools

SMART Program Budget Activity Report

Completed and Meets Standard Projects Detail Schedule for Quarter Ended March 31, 2025

SMART INVESTMENTS LEAD TO SMART STUDENTS.

GOB Referendum Approved by Voters on 11/4/2014 - 124 Months Since Approval

School/ Project	Original Budget	Current Budget	Prior Years Expenditures	Commitments	Current Year Expenditures	Balance
Northeast High School						
School Choice Enhancement Project Number: P.001758	100,000	99,661	99,661	-	-	0
Weight Room Renovation Project Number: P.002016	121,000	120,864	120,864	-	-	0
Nova Blanche Forman Elementary School						
Technology Infrastructure Upgrade Project Number: 128285001	60,000	25,621	25,621	-	-	-
Additional Computers to Close Gap Project Number: 128285002	171,000	170,556	170,556	-	-	-
Wireless Network Upgrade and CAT 6 Data Port Upgrade Project Number: 128285003	51,000	50,299	50,299	-	-	-
Music Instruments Project Number: 128285009	50,000	49,999	49,999	-	-	-
School Choice Enhancement Project Number: P.002453	100,000	100,000	100,000	-	-	-
Nova Dwight D Eisenhower Elementary School						
Technology Infrastructure Upgrade Project Number: 127185001	8,000	7,689	7,689	-	-	-
Additional Computers to Close Gap Project Number: 127185002	48,000	47,991	47,991	-	-	-
Wireless Network Upgrade and CAT 6 Data Port Upgrade Project Number: 127185003	88,000	78,681	78,681	-	-	-

* Project expenditures include, but are not limited to, construction costs, design costs, permitting costs, advertising costs during the planning and procurement phase, equipment, work orders, and Program Management fees.

There may be some additional financial activity on these projects as the final payments are made and all of the purchase orders are closed-out. When the projects are closed-out remaining balances (savings) are reported to the School Board and returned to the Capital Reserve.

This is a budget and expenditure activity report, and is not a construction status report.
The accompanying introduction and notes are an integral part of this budget activity report.

Established 1915 BROWARD County Public Schools

SMART Program Budget Activity Report

Completed and Meets Standard Projects Detail Schedule for Quarter Ended March 31, 2025

SMART INVESTMENTS LEAD TO SMART STUDENTS.

GOB Referendum Approved by Voters on 11/4/2014 - 124 Months Since Approval

School/ Project	Original Budget	Current Budget	Prior Years Expenditures	Commitments	Current Year Expenditures	Balance
Nova Dwight D Eisenhower Elementary School						
Music Instruments Project Number: 127185009	50,000	-	-	-	-	-
School Choice Enhancement Project Number: P.002459	100,000	99,928	99,928	-	-	-
Nova High School						
Technology Infrastructure Upgrade Project Number: 128185001	270,000	270,000	270,000	-	-	-
Additional Computers to Close Gap Project Number: 128185002	501,000	500,979	500,979	-	-	-
Wireless Network Upgrade and CAT 6 Data Port Upgrade Project Number: 128185003	91,000	91,000	91,000	-	-	-
Music Instruments Project Number: 128185009	300,000	296,072	296,072	-	-	-
School Choice Enhancement Project Number: P.001811	100,000	99,963	99,963	-	-	0
Weight Room Renovation Project Number: P.002017	121,000	120,924	120,924	-	-	-
Nova Middle School						
Technology Infrastructure Upgrade Project Number: 131185001	200,000	199,981	199,981	-	-	-
Additional Computers to Close Gap Project Number: 131185002	62,000	61,889	61,889	-	-	-

* Project expenditures include, but are not limited to, construction costs, design costs, permitting costs, advertising costs during the planning and procurement phase, equipment, work orders, and Program Management fees.

There may be some additional financial activity on these projects as the final payments are made and all of the purchase orders are closed-out. When the projects are closed-out remaining balances (savings) are reported to the School Board and returned to the Capital Reserve.

This is a budget and expenditure activity report, and is not a construction status report.
The accompanying introduction and notes are an integral part of this budget activity report.

Established 1915 BROWARD County Public Schools

SMART Program Budget Activity Report

Completed and Meets Standard Projects Detail Schedule for Quarter Ended March 31, 2025

SMART INVESTMENTS LEAD TO SMART STUDENTS.

GOB Referendum Approved by Voters on 11/4/2014 - 124 Months Since Approval

School/ Project	Original Budget	Current Budget	Prior Years Expenditures	Commitments	Current Year Expenditures	Balance
Nova Middle School						
Wireless Network Upgrade and CAT 6 Data Port Upgrade Project Number: 131185003	51,000	50,984	50,984	-	-	-
Music Instruments Project Number: 131185009	100,000	99,972	99,972	-	-	-
School Choice Enhancement Project Number: P.001997	100,000	99,999	99,999	-	-	-
Fire Sprinklers Project Number: P.002027	903,000	200,731	166,063	-	-	34,668
Oakland Park Elementary School						
Technology Infrastructure Upgrade Project Number: 003185001	43,000	30,966	30,966	-	-	-
Additional Computers to Close Gap Project Number: 003185002	148,000	147,987	147,987	-	-	-
Wireless Network Upgrade and CAT 6 Data Port Upgrade Project Number: 003185003	77,000	54,853	54,853	-	-	-
Music Instruments Project Number: 003185009	50,000	48,319	48,319	-	-	-
School Choice Enhancement Project Number: P.002007	100,000	100,000	100,000	-	-	-
Oakridge Elementary School						
Technology Infrastructure Upgrade Project Number: 046185001	13,000	10,802	10,802	-	-	-

* Project expenditures include, but are not limited to, construction costs, design costs, permitting costs, advertising costs during the planning and procurement phase, equipment, work orders, and Program Management fees.

There may be some additional financial activity on these projects as the final payments are made and all of the purchase orders are closed-out. When the projects are closed-out remaining balances (savings) are reported to the School Board and returned to the Capital Reserve.

This is a budget and expenditure activity report, and is not a construction status report.
The accompanying introduction and notes are an integral part of this budget activity report.

Established 1915 BROWARD County Public Schools

SMART Program Budget Activity Report

Completed and Meets Standard Projects Detail Schedule for Quarter Ended March 31, 2025

SMART INVESTMENTS LEAD TO SMART STUDENTS.

GOB Referendum Approved by Voters on 11/4/2014 - 124 Months Since Approval

School/ Project	Original Budget	Current Budget	Prior Years Expenditures	Commitments	Current Year Expenditures	Balance
Oakridge Elementary School						
Additional Computers to Close Gap Project Number: 046185002	154,000	153,927	153,927	-	-	-
Wireless Network Upgrade and CAT 6 Data Port Upgrade Project Number: 046185003	75,000	46,937	46,937	-	-	-
Music Instruments Project Number: 046185009	50,000	49,999	49,999	-	-	-
School Choice Enhancement Project Number: P.001775	100,000	100,000	100,000	-	-	-
Completion of Building 2 (Cafeteria / Kitchen) Interior Renovations. Project Number: P.002663	-	745,000	736,154	8,846	-	-
Olsen Middle School						
Technology Infrastructure Upgrade Project Number: 047185001	54,000	23,986	23,986	-	-	-
Additional Computers to Close Gap Project Number: 047185002	125,000	124,991	124,991	-	-	-
Wireless Network Upgrade and CAT 6 Data Port Upgrade Project Number: 047185003	145,000	74,216	74,216	-	-	-
School Choice Enhancement Project Number: P.002173	100,000	99,990	99,990	-	-	0
Orange Brook Elementary School						
Additional Computers to Close Gap Project Number: 071185002	235,000	234,983	234,983	-	-	-

* Project expenditures include, but are not limited to, construction costs, design costs, permitting costs, advertising costs during the planning and procurement phase, equipment, work orders, and Program Management fees.

There may be some additional financial activity on these projects as the final payments are made and all of the purchase orders are closed-out. When the projects are closed-out remaining balances (savings) are reported to the School Board and returned to the Capital Reserve.

This is a budget and expenditure activity report, and is not a construction status report.
The accompanying introduction and notes are an integral part of this budget activity report.

Established 1915 BROWARD County Public Schools

SMART Program Budget Activity Report

Completed and Meets Standard Projects Detail Schedule for Quarter Ended March 31, 2025

SMART INVESTMENTS LEAD TO SMART STUDENTS.

GOB Referendum Approved by Voters on 11/4/2014 - 124 Months Since Approval

School/ Project	Original Budget	Current Budget	Prior Years Expenditures	Commitments	Current Year Expenditures	Balance
Orange Brook Elementary School						
Wireless Network Upgrade and CAT 6 Data Port Upgrade Project Number: 071185003	47,000	16,594	16,594	-	-	-
Music Instruments Project Number: 071185009	50,000	49,985	49,985	-	-	-
School Choice Enhancement Project Number: P.001815	100,000	99,995	99,995	-	-	0
Oriole Elementary School						
Technology Infrastructure Upgrade Project Number: 183185001	4,000	3,970	3,970	-	-	-
Additional Computers to Close Gap Project Number: 183185002	199,000	198,972	198,972	-	-	-
Wireless Network Upgrade and CAT 6 Data Port Upgrade Project Number: 183185003	39,000	32,340	32,340	-	-	0
Music Instruments Project Number: 183185009	50,000	-	-	-	-	-
School Choice Enhancement Project Number: P.002279	100,000	100,000	100,000	-	-	-
Palm Cove Elementary School						
Technology Infrastructure Upgrade Project Number: 331185001	30,000	29,917	29,917	-	-	-
Additional Computers to Close Gap Project Number: 331185002	144,000	143,864	143,864	-	-	-

* Project expenditures include, but are not limited to, construction costs, design costs, permitting costs, advertising costs during the planning and procurement phase, equipment, work orders, and Program Management fees.

There may be some additional financial activity on these projects as the final payments are made and all of the purchase orders are closed-out. When the projects are closed-out remaining balances (savings) are reported to the School Board and returned to the Capital Reserve.

This is a budget and expenditure activity report, and is not a construction status report.
The accompanying introduction and notes are an integral part of this budget activity report.

Established 1915 BROWARD County Public Schools

SMART Program Budget Activity Report

Completed and Meets Standard Projects Detail Schedule for Quarter Ended March 31, 2025

SMART INVESTMENTS LEAD TO SMART STUDENTS.

GOB Referendum Approved by Voters on 11/4/2014 - 124 Months Since Approval

School/ Project	Original Budget	Current Budget	Prior Years Expenditures	Commitments	Current Year Expenditures	Balance
Palm Cove Elementary School						
Wireless Network Upgrade and CAT 6 Data Port Upgrade Project Number: 331185003	114,000	68,184	68,184	-	-	-
Music Instruments Project Number: 331185009	50,000	49,736	49,736	-	-	-
Building Envelope Improvements (Roof, Window, Ext Wall, etc.), HVAC Improvements Project Number: P.001885	2,212,000	3,450,590	3,450,590	-	-	-
School Choice Enhancement Project Number: P.002420	100,000	99,995	99,995	-	-	0
Palmview Elementary School						
Technology Infrastructure Upgrade Project Number: 113185001	9,000	4,236	4,236	-	-	-
Additional Computers to Close Gap Project Number: 113185002	202,000	202,000	202,000	-	-	-
Wireless Network Upgrade and CAT 6 Data Port Upgrade Project Number: 113185003	66,000	46,987	46,987	-	-	-
Music Instruments Project Number: 113185009	50,000	-	-	-	-	-
School Choice Enhancement Project Number: P.002858	100,000	99,915	99,915	-	-	-
Panther Run Elementary School						
Technology Infrastructure Upgrade Project Number: 357185001	113,000	97,289	97,289	-	-	-

* Project expenditures include, but are not limited to, construction costs, design costs, permitting costs, advertising costs during the planning and procurement phase, equipment, work orders, and Program Management fees.

There may be some additional financial activity on these projects as the final payments are made and all of the purchase orders are closed-out. When the projects are closed-out remaining balances (savings) are reported to the School Board and returned to the Capital Reserve.

This is a budget and expenditure activity report, and is not a construction status report.
The accompanying introduction and notes are an integral part of this budget activity report.

Established 1915 BROWARD County Public Schools

SMART Program Budget Activity Report

Completed and Meets Standard Projects Detail Schedule for Quarter Ended March 31, 2025

SMART INVESTMENTS LEAD TO SMART STUDENTS.

GOB Referendum Approved by Voters on 11/4/2014 - 124 Months Since Approval

School/ Project	Original Budget	Current Budget	Prior Years Expenditures	Commitments	Current Year Expenditures	Balance
Panther Run Elementary School						
Additional Computers to Close Gap Project Number: 357185002	148,000	147,665	147,665	-	-	-
Wireless Network Upgrade and CAT 6 Data Port Upgrade Project Number: 357185003	44,000	38,538	38,538	-	-	-
Music Instruments Project Number: 357185009	50,000	50,000	50,000	-	-	-
Building Envelope Improvements (Roof, Window, Ext Wall, etc.), HVAC Improvements Project Number: P.002069	1,434,000	3,277,257	3,277,257	-	-	-
School Choice Enhancement Project Number: P.002354	100,000	99,994	99,994	-	-	-
Paragon Academy of Technology						
Charter School Technology Project Number: 538185004	37,464	37,451	37,451	-	-	-
Park Lakes Elementary School						
Technology Infrastructure Upgrade Project Number: 376185001	34,000	19,956	19,956	-	-	-
Additional Computers to Close Gap Project Number: 376185002	236,000	235,867	235,867	-	-	-
Wireless Network Upgrade and CAT 6 Data Port Upgrade Project Number: 376185003	122,000	78,275	78,275	-	-	-
Music Instruments Project Number: 376185009	50,000	49,892	49,892	-	-	0

* Project expenditures include, but are not limited to, construction costs, design costs, permitting costs, advertising costs during the planning and procurement phase, equipment, work orders, and Program Management fees.

There may be some additional financial activity on these projects as the final payments are made and all of the purchase orders are closed-out. When the projects are closed-out remaining balances (savings) are reported to the School Board and returned to the Capital Reserve.

This is a budget and expenditure activity report, and is not a construction status report.
The accompanying introduction and notes are an integral part of this budget activity report.

Established 1915 BROWARD County Public Schools

SMART Program Budget Activity Report

Completed and Meets Standard Projects Detail Schedule for Quarter Ended March 31, 2025

SMART INVESTMENTS LEAD TO SMART STUDENTS.

GOB Referendum Approved by Voters on 11/4/2014 - 124 Months Since Approval

School/ Project	Original Budget	Current Budget	Prior Years Expenditures	Commitments	Current Year Expenditures	Balance
Park Lakes Elementary School						
School Choice Enhancement Project Number: P.001773	100,000	99,989	99,989	-	-	-
Art Room Renovation and Equipment, Building Envelope Improvements (Roof, Window, Ext Wall, etc.), Conversion of Existing Space to Music and/or Art Lab(s), Fire Sprinklers, Music Room Renovation Project Number: P.001988	774,000	732,377	732,377	-	-	-
Park Ridge Elementary School						
Technology Infrastructure Upgrade Project Number: 195185001	97,000	28,739	28,739	-	-	-
Additional Computers to Close Gap Project Number: 195185002	147,000	146,897	146,897	-	-	-
Wireless Network Upgrade and CAT 6 Data Port Upgrade Project Number: 195185003	67,000	44,625	44,625	-	-	-
Music Instruments Project Number: 195185009	50,000	49,818	49,818	-	-	-
Building Envelope Improvements (Roof, Window, Ext Wall, etc.), Fire Alarm, HVAC Improvements, Media Center improvements Project Number: P.001844	2,184,000	4,463,697	4,214,798	43,686	75,660	129,553
School Choice Enhancement Project Number: P.002455	100,000	100,000	100,000	-	-	-

* Project expenditures include, but are not limited to, construction costs, design costs, permitting costs, advertising costs during the planning and procurement phase, equipment, work orders, and Program Management fees.

There may be some additional financial activity on these projects as the final payments are made and all of the purchase orders are closed-out. When the projects are closed-out remaining balances (savings) are reported to the School Board and returned to the Capital Reserve.

This is a budget and expenditure activity report, and is not a construction status report.
The accompanying introduction and notes are an integral part of this budget activity report.

Established 1915 BROWARD County Public Schools

SMART Program Budget Activity Report

Completed and Meets Standard Projects Detail Schedule for Quarter Ended March 31, 2025

SMART INVESTMENTS LEAD TO SMART STUDENTS.

GOB Referendum Approved by Voters on 11/4/2014 - 124 Months Since Approval

School/ Project	Original Budget	Current Budget	Prior Years Expenditures	Commitments	Current Year Expenditures	Balance
Park Springs Elementary School						
Technology Infrastructure Upgrade Project Number: 317185001	56,000	22,286	22,286	-	-	-
Additional Computers to Close Gap Project Number: 317185002	258,000	257,873	257,873	-	-	-
Wireless Network Upgrade and CAT 6 Data Port Upgrade Project Number: 317185003	116,000	74,085	74,085	-	-	-
Music Instruments Project Number: 317185009	50,000	43,299	43,299	-	-	0
School Choice Enhancement Project Number: P.002368	100,000	99,944	99,944	-	-	-
Park Trails Elementary School						
Technology Infrastructure Upgrade Project Number: 378185001	23,000	-	-	-	-	-
Additional Computers to Close Gap Project Number: 378185002	349,000	348,873	348,873	-	-	-
Wireless Network Upgrade and CAT 6 Data Port Upgrade Project Number: 378185003	142,000	82,249	82,249	-	-	-
Music Instruments Project Number: 378185009	50,000	38,043	38,043	-	-	-
School Choice Enhancement Project Number: P.002465	100,000	99,966	99,966	-	-	0

* Project expenditures include, but are not limited to, construction costs, design costs, permitting costs, advertising costs during the planning and procurement phase, equipment, work orders, and Program Management fees.

There may be some additional financial activity on these projects as the final payments are made and all of the purchase orders are closed-out. When the projects are closed-out remaining balances (savings) are reported to the School Board and returned to the Capital Reserve.

This is a budget and expenditure activity report, and is not a construction status report.
The accompanying introduction and notes are an integral part of this budget activity report.

Established 1915 BROWARD County Public Schools

SMART Program Budget Activity Report

Completed and Meets Standard Projects Detail Schedule for Quarter Ended March 31, 2025

SMART INVESTMENTS LEAD TO SMART STUDENTS.

GOB Referendum Approved by Voters on 11/4/2014 - 124 Months Since Approval

School/ Project	Original Budget	Current Budget	Prior Years Expenditures	Commitments	Current Year Expenditures	Balance
Parkside Elementary School						
Technology Infrastructure Upgrade Project Number: 363185001	104,000	78,310	78,310	-	-	-
Additional Computers to Close Gap Project Number: 363185002	128,000	127,964	127,964	-	-	-
Wireless Network Upgrade and CAT 6 Data Port Upgrade Project Number: 363185003	40,000	31,864	31,864	-	-	-
Music Instruments Project Number: 363185009	50,000	49,993	49,993	-	-	-
Building Envelope Improvements (Roof, Window, Ext Wall, etc.), HVAC Improvements Project Number: P.002082	846,000	2,397,497	1,957,608	-	439,887	2
School Choice Enhancement Project Number: P.002478	100,000	99,787	99,787	-	-	0
Parkway Middle School						
Technology Infrastructure Upgrade Project Number: 070185001	9,000	8,958	8,958	-	-	-
Wireless Network Upgrade and CAT 6 Data Port Upgrade Project Number: 070185003	179,000	137,434	137,434	-	-	-
Music Instruments Project Number: 070185009	5,000	4,998	4,998	-	-	-
Re-Roofing of Bldgs. 22 and 24 Project Number: P.001617	754,360	754,360	754,360	-	-	-

* Project expenditures include, but are not limited to, construction costs, design costs, permitting costs, advertising costs during the planning and procurement phase, equipment, work orders, and Program Management fees.

There may be some additional financial activity on these projects as the final payments are made and all of the purchase orders are closed-out. When the projects are closed-out remaining balances (savings) are reported to the School Board and returned to the Capital Reserve.

This is a budget and expenditure activity report, and is not a construction status report.
The accompanying introduction and notes are an integral part of this budget activity report.

Established 1915 BROWARD County Public Schools

SMART Program Budget Activity Report

Completed and Meets Standard Projects Detail Schedule for Quarter Ended March 31, 2025

SMART INVESTMENTS LEAD TO SMART STUDENTS.

GOB Referendum Approved by Voters on 11/4/2014 - 124 Months Since Approval

School/ Project	Original Budget	Current Budget	Prior Years Expenditures	Commitments	Current Year Expenditures	Balance
Parkway Middle School						
Fire Sprinklers, HVAC Improvements, Media Center improvements Project Number: P.001807	3,166,640	4,878,330	4,564,082	11,234	4,167	298,847
School Choice Enhancement Project Number: P.002477	100,000	99,985	99,985	-	-	-
Pasadena Lakes Elementary School						
Technology Infrastructure Upgrade Project Number: 207185001	17,000	17,000	17,000	-	-	-
Additional Computers to Close Gap Project Number: 207185002	59,000	58,975	58,975	-	-	-
Wireless Network Upgrade and CAT 6 Data Port Upgrade Project Number: 207185003	93,000	92,956	92,956	-	-	-
Music Instruments Project Number: 207185009	50,000	-	-	-	-	-
School Choice Enhancement Project Number: P.001783	100,000	99,998	99,998	-	-	-
Pathways Academy Charter School						
Charter School Technology Project Number: 537285004	81,221	81,217	81,217	-	-	-
Pembroke Lakes Elementary School						
Technology Infrastructure Upgrade Project Number: 266185001	51,000	32,680	32,680	-	-	-
Additional Computers to Close Gap Project Number: 266185002	90,000	89,921	89,921	-	-	-

* Project expenditures include, but are not limited to, construction costs, design costs, permitting costs, advertising costs during the planning and procurement phase, equipment, work orders, and Program Management fees.

There may be some additional financial activity on these projects as the final payments are made and all of the purchase orders are closed-out. When the projects are closed-out remaining balances (savings) are reported to the School Board and returned to the Capital Reserve.

This is a budget and expenditure activity report, and is not a construction status report.
The accompanying introduction and notes are an integral part of this budget activity report.

Established 1915 BROWARD County Public Schools

SMART Program Budget Activity Report

Completed and Meets Standard Projects Detail Schedule for Quarter Ended March 31, 2025

SMART INVESTMENTS LEAD TO SMART STUDENTS.

GOB Referendum Approved by Voters on 11/4/2014 - 124 Months Since Approval

School/ Project	Original Budget	Current Budget	Prior Years Expenditures	Commitments	Current Year Expenditures	Balance
Pembroke Lakes Elementary School						
Wireless Network Upgrade and CAT 6 Data Port Upgrade Project Number: 266185003	84,000	53,812	53,812	-	-	-
Music Instruments Project Number: 266185009	50,000	49,957	49,957	-	-	-
School Choice Enhancement Project Number: P.002171	100,000	99,990	99,990	-	-	0
Emergency Temporary Roofing for Building 1 Project Number: P.002779	-	2,255,000	2,180,100	-	64,707	10,193
Pembroke Pines Elementary School						
Additional Computers to Close Gap Project Number: 122185002	109,000	108,782	108,782	-	-	-
Wireless Network Upgrade and CAT 6 Data Port Upgrade Project Number: 122185003	75,000	53,727	53,727	-	-	-
Music Instruments Project Number: 122185009	50,000	49,999	49,999	-	-	-
Building Envelope Improvements (Roof, Window, Ext Wall, etc.), Electrical Improvements, HVAC Improvements, Media Center improvements, Safety / Security Upgrade Project Number: P.001864	3,909,000	5,084,000	4,837,050	44,196	198,692	4,062
School Choice Enhancement Project Number: P.002183	100,000	99,932	99,932	-	-	-

* Project expenditures include, but are not limited to, construction costs, design costs, permitting costs, advertising costs during the planning and procurement phase, equipment, work orders, and Program Management fees.

There may be some additional financial activity on these projects as the final payments are made and all of the purchase orders are closed-out. When the projects are closed-out remaining balances (savings) are reported to the School Board and returned to the Capital Reserve.

This is a budget and expenditure activity report, and is not a construction status report.
The accompanying introduction and notes are an integral part of this budget activity report.

Established 1915 BROWARD County Public Schools

SMART Program Budget Activity Report

Completed and Meets Standard Projects Detail Schedule for Quarter Ended March 31, 2025

SMART INVESTMENTS LEAD TO SMART STUDENTS.

GOB Referendum Approved by Voters on 11/4/2014 - 124 Months Since Approval

School/ Project	Original Budget	Current Budget	Prior Years Expenditures	Commitments	Current Year Expenditures	Balance
Perry, Annabel C. Elementary School						
Technology Infrastructure Upgrade Project Number: 163185001	44,000	20,127	20,127	-	-	-
Additional Computers to Close Gap Project Number: 163185002	162,000	161,809	161,809	-	-	-
Wireless Network Upgrade and CAT 6 Data Port Upgrade Project Number: 163185003	107,000	64,298	64,298	-	-	-
Music Instruments Project Number: 163185009	50,000	49,992	49,992	-	-	0
Building Envelope Improvements (Roof, Window, Ext Wall, etc.), Electrical Improvements, Fire Alarm, Fire Sprinklers, HVAC Improvements Project Number: P.001728	3,065,000	4,850,357	4,850,357	-	-	-
School Choice Enhancement Project Number: P.001766	100,000	99,996	99,996	-	-	0
Kitchen HVAC Project Number: P.002814	-	454,147	451,496	9,188	-6,537	-
Peters Elementary School						
Additional Computers to Close Gap Project Number: 093185002	154,000	153,964	153,964	-	-	-
Wireless Network Upgrade and CAT 6 Data Port Upgrade Project Number: 093185003	102,000	55,697	55,697	-	-	-
Music Instruments Project Number: 093185009	50,000	49,996	49,996	-	-	-

* Project expenditures include, but are not limited to, construction costs, design costs, permitting costs, advertising costs during the planning and procurement phase, equipment, work orders, and Program Management fees.

There may be some additional financial activity on these projects as the final payments are made and all of the purchase orders are closed-out. When the projects are closed-out remaining balances (savings) are reported to the School Board and returned to the Capital Reserve.

This is a budget and expenditure activity report, and is not a construction status report.
The accompanying introduction and notes are an integral part of this budget activity report.

Established 1915 BROWARD County Public Schools

SMART Program Budget Activity Report

Completed and Meets Standard Projects Detail Schedule for Quarter Ended March 31, 2025

SMART INVESTMENTS LEAD TO SMART STUDENTS.

GOB Referendum Approved by Voters on 11/4/2014 - 124 Months Since Approval

School/ Project	Original Budget	Current Budget	Prior Years Expenditures	Commitments	Current Year Expenditures	Balance
Peters Elementary School						
School Choice Enhancement Project Number: P.002343	100,000	99,915	99,915	-	-	-
Pine Ridge Education Center						
Wireless Network Upgrade and CAT 6 Data Port Upgrade Project Number: 065385003	19,000	18,969	18,969	-	-	-
Music Instruments Project Number: 065385009	50,000	-	-	-	-	-
School Choice Enhancement Project Number: P.001868	100,000	99,423	99,423	-	-	0
HVAC Improvements Project Number: P.002121	74,000	52,343	52,343	-	-	-
Pines Lakes Elementary School						
Additional Computers to Close Gap Project Number: 286185002	160,000	159,922	159,922	-	-	-
Wireless Network Upgrade and CAT 6 Data Port Upgrade Project Number: 286185003	81,000	62,460	62,460	-	-	-
Music Instruments Project Number: 286185009	50,000	49,969	49,969	-	-	-
Building Envelope Improvements (Roof, Window, Ext Wall, etc.), Fire Sprinklers, HVAC Improvements, Media Center improvements Project Number: P.002004	1,483,000	1,725,000	1,532,642	-	86,609	105,749
School Choice Enhancement Project Number: P.002266	100,000	99,993	99,993	-	-	-

* Project expenditures include, but are not limited to, construction costs, design costs, permitting costs, advertising costs during the planning and procurement phase, equipment, work orders, and Program Management fees.

There may be some additional financial activity on these projects as the final payments are made and all of the purchase orders are closed-out. When the projects are closed-out remaining balances (savings) are reported to the School Board and returned to the Capital Reserve.

This is a budget and expenditure activity report, and is not a construction status report.
The accompanying introduction and notes are an integral part of this budget activity report.

Established 1915 BROWARD County Public Schools

SMART Program Budget Activity Report

Completed and Meets Standard Projects Detail Schedule for Quarter Ended March 31, 2025

SMART INVESTMENTS LEAD TO SMART STUDENTS.

GOB Referendum Approved by Voters on 11/4/2014 - 124 Months Since Approval

School/ Project	Original Budget	Current Budget	Prior Years Expenditures	Commitments	Current Year Expenditures	Balance
Pines Middle School						
Additional Computers to Close Gap Project Number: 188185002	244,000	244,000	244,000	-	-	-
Wireless Network Upgrade and CAT 6 Data Port Upgrade Project Number: 188185003	18,000	3,056	3,056	-	-	-
Music Instruments Project Number: 188185009	100,000	99,998	99,998	-	-	-
Building Envelope Improvements (Roof, Window, Ext Wall, etc.), HVAC Improvements Project Number: P.002130	395,000	701,730	597,467	880	28,937	74,446
School Choice Enhancement Project Number: P.002547	100,000	99,996	99,996	-	-	0
Pinewood Elementary School						
Technology Infrastructure Upgrade Project Number: 281185001	8,000	7,968	7,968	-	-	-
Additional Computers to Close Gap Project Number: 281185002	88,000	87,948	87,948	-	-	-
Wireless Network Upgrade and CAT 6 Data Port Upgrade Project Number: 281185003	104,000	100,374	100,374	-	-	-
Music Instruments Project Number: 281185009	50,000	48,756	48,756	-	-	0
School Choice Enhancement Project Number: P.001813	100,000	99,937	99,937	-	-	-

* Project expenditures include, but are not limited to, construction costs, design costs, permitting costs, advertising costs during the planning and procurement phase, equipment, work orders, and Program Management fees.

There may be some additional financial activity on these projects as the final payments are made and all of the purchase orders are closed-out. When the projects are closed-out remaining balances (savings) are reported to the School Board and returned to the Capital Reserve.

This is a budget and expenditure activity report, and is not a construction status report.
The accompanying introduction and notes are an integral part of this budget activity report.

Established 1915 BROWARD County Public Schools

SMART Program Budget Activity Report

Completed and Meets Standard Projects Detail Schedule for Quarter Ended March 31, 2025

SMART INVESTMENTS LEAD TO SMART STUDENTS.

GOB Referendum Approved by Voters on 11/4/2014 - 124 Months Since Approval

School/ Project	Original Budget	Current Budget	Prior Years Expenditures	Commitments	Current Year Expenditures	Balance
Pinewood Elementary School						
Building Envelope Improvements (Roof, Window, Ext Wall, etc.), Fire Sprinklers, HVAC Improvements, Media Center improvements Project Number: P.001949	1,908,000	4,227,253	2,662,207	29,331	25,612	1,510,103
Pioneer Middle School						
Technology Infrastructure Upgrade Project Number: 257185001	275,000	111,707	111,707	-	-	-
Additional Computers to Close Gap Project Number: 257185002	263,000	262,919	262,919	-	-	-
Wireless Network Upgrade and CAT 6 Data Port Upgrade Project Number: 257185003	19,000	15,344	15,344	-	-	-
Music Instruments Project Number: 257185009	100,000	99,639	99,639	-	-	0
Building Envelope Improvements (Roof, Window, Ext Wall, etc.), Fire Sprinkler Protection. Upgrade lighting to T8 and Emergency Lighting, HVAC Improvements, Media Center improvements, Safety / Security Upgrade Project Number: P.001793	8,298,000	11,357,113	11,357,113	-	-	-
School Choice Enhancement Project Number: P.002006	100,000	99,937	99,937	-	-	-
Track Resurfacing Project Number: P.002093	70,000	45,111	45,111	-	-	-

* Project expenditures include, but are not limited to, construction costs, design costs, permitting costs, advertising costs during the planning and procurement phase, equipment, work orders, and Program Management fees.

There may be some additional financial activity on these projects as the final payments are made and all of the purchase orders are closed-out. When the projects are closed-out remaining balances (savings) are reported to the School Board and returned to the Capital Reserve.

This is a budget and expenditure activity report, and is not a construction status report.
The accompanying introduction and notes are an integral part of this budget activity report.

Established 1915 BROWARD County Public Schools

SMART Program Budget Activity Report

Completed and Meets Standard Projects Detail Schedule for Quarter Ended March 31, 2025

SMART INVESTMENTS LEAD TO SMART STUDENTS.

GOB Referendum Approved by Voters on 11/4/2014 - 124 Months Since Approval

School/ Project	Original Budget	Current Budget	Prior Years Expenditures	Commitments	Current Year Expenditures	Balance
Piper High School						
Technology Infrastructure Upgrade Project Number: 190185001	488,000	287,311	287,311	-	-	-
Additional Computers to Close Gap Project Number: 190185002	460,000	459,936	459,936	-	-	-
Wireless Network Upgrade and CAT 6 Data Port Upgrade Project Number: 190185003	135,000	131,909	131,909	-	-	-
Music Instruments Project Number: 190185009	300,000	299,891	299,891	-	-	-
School Choice Enhancement Project Number: P.001772	100,000	100,000	100,000	-	-	-
Weight Room Renovation Project Number: P.002015	121,000	119,890	119,890	-	-	0
Pivot Charter School						
Charter School Technology Project Number: 532285004	58,443	58,436	58,436	-	-	-
Plantation Elementary School						
Technology Infrastructure Upgrade Project Number: 094185001	8,000	7,968	7,968	-	-	-
Additional Computers to Close Gap Project Number: 094185002	92,000	91,877	91,877	-	-	-
Wireless Network Upgrade and CAT 6 Data Port Upgrade Project Number: 094185003	88,000	80,882	80,882	-	-	-

* Project expenditures include, but are not limited to, construction costs, design costs, permitting costs, advertising costs during the planning and procurement phase, equipment, work orders, and Program Management fees.

There may be some additional financial activity on these projects as the final payments are made and all of the purchase orders are closed-out. When the projects are closed-out remaining balances (savings) are reported to the School Board and returned to the Capital Reserve.

This is a budget and expenditure activity report, and is not a construction status report.
The accompanying introduction and notes are an integral part of this budget activity report.

Established 1915 BROWARD County Public Schools

SMART Program Budget Activity Report

Completed and Meets Standard Projects Detail Schedule for Quarter Ended March 31, 2025

SMART INVESTMENTS LEAD TO SMART STUDENTS.

GOB Referendum Approved by Voters on 11/4/2014 - 124 Months Since Approval

School/ Project	Original Budget	Current Budget	Prior Years Expenditures	Commitments	Current Year Expenditures	Balance
Plantation Elementary School						
Music Instruments Project Number: 094185009	50,000	49,998	49,998	-	-	0
HVAC Improvements Project Number: P.002119	145,000	49,910	49,910	-	-	-
School Choice Enhancement Project Number: P.002212	100,000	99,996	99,996	-	-	0
Plantation High School						
Technology Infrastructure Upgrade Project Number: 145185001	9,000	-	-	-	-	-
Additional Computers to Close Gap Project Number: 145185002	503,000	502,967	502,967	-	-	-
Wireless Network Upgrade and CAT 6 Data Port Upgrade Project Number: 145185003	237,000	152,710	152,710	-	-	-
Music Instruments Project Number: 145185009	300,000	300,000	300,000	-	-	-
Track Resurfacing Project Number: P.002033	300,000	199,677	199,677	-	-	0
Weight Room Renovation Project Number: P.002151	121,000	120,655	120,655	-	-	0
School Choice Enhancement Project Number: P.002238	100,000	99,988	99,988	-	-	-
Plantation Middle School						
Technology Infrastructure Upgrade Project Number: 055185001	2,000	1,999	1,999	-	-	-

* Project expenditures include, but are not limited to, construction costs, design costs, permitting costs, advertising costs during the planning and procurement phase, equipment, work orders, and Program Management fees.

There may be some additional financial activity on these projects as the final payments are made and all of the purchase orders are closed-out. When the projects are closed-out remaining balances (savings) are reported to the School Board and returned to the Capital Reserve.

This is a budget and expenditure activity report, and is not a construction status report.
The accompanying introduction and notes are an integral part of this budget activity report.

Established 1915 BROWARD County Public Schools

SMART Program Budget Activity Report

Completed and Meets Standard Projects Detail Schedule for Quarter Ended March 31, 2025

SMART INVESTMENTS LEAD TO SMART STUDENTS.

GOB Referendum Approved by Voters on 11/4/2014 - 124 Months Since Approval

School/ Project	Original Budget	Current Budget	Prior Years Expenditures	Commitments	Current Year Expenditures	Balance
Plantation Middle School						
Additional Computers to Close Gap Project Number: 055185002	139,000	138,951	138,951	-	-	-
Wireless Network Upgrade and CAT 6 Data Port Upgrade Project Number: 055185003	138,000	101,498	101,498	-	-	-
Music Instruments Project Number: 055185009	100,000	99,738	99,738	-	-	-
Building Envelope Improvements (Roof, Window, Ext Wall, etc.), Electrical Improvements, Fire Sprinklers, HVAC Improvements, Media Center improvements Project Number: P.001729	3,448,000	8,866,300	1,698,199	5,054,737	1,264,276	849,088
School Choice Enhancement Project Number: P.002192	100,000	99,824	99,824	-	-	-
Plantation Park Elementary School						
Technology Infrastructure Upgrade Project Number: 125185001	47,000	36,217	36,217	-	-	-
Additional Computers to Close Gap Project Number: 125185002	90,000	89,950	89,950	-	-	-
Wireless Network Upgrade and CAT 6 Data Port Upgrade Project Number: 125185003	72,000	43,446	43,446	-	-	-
Music Instruments Project Number: 125185009	50,000	49,821	49,821	-	-	-
School Choice Enhancement Project Number: P.002377	100,000	99,999	99,999	-	-	-

* Project expenditures include, but are not limited to, construction costs, design costs, permitting costs, advertising costs during the planning and procurement phase, equipment, work orders, and Program Management fees.

There may be some additional financial activity on these projects as the final payments are made and all of the purchase orders are closed-out. When the projects are closed-out remaining balances (savings) are reported to the School Board and returned to the Capital Reserve.

This is a budget and expenditure activity report, and is not a construction status report.
The accompanying introduction and notes are an integral part of this budget activity report.

Established 1915 BROWARD County Public Schools

SMART Program Budget Activity Report

Completed and Meets Standard Projects Detail Schedule for Quarter Ended March 31, 2025

SMART INVESTMENTS LEAD TO SMART STUDENTS.

GOB Referendum Approved by Voters on 11/4/2014 - 124 Months Since Approval

School/ Project	Original Budget	Current Budget	Prior Years Expenditures	Commitments	Current Year Expenditures	Balance
Pompano Beach Elementary School						
Additional Computers to Close Gap Project Number: 075185002	133,000	132,926	132,926	-	-	-
Wireless Network Upgrade and CAT 6 Data Port Upgrade Project Number: 075185003	72,000	48,540	48,540	-	-	-
Music Instruments Project Number: 075185009	50,000	48,062	48,062	-	-	-
Building Envelope Improvements (Roof, Window, Ext Wall, etc.), Electrical Improvements, Fire Alarm, Fire Sprinklers, HVAC Improvements, Replacement of building 3 Project Number: P.001713	5,224,000	6,189,305	6,189,305	-	-	-
School Choice Enhancement Project Number: P.001804	100,000	99,951	99,951	-	-	-
Pompano Beach High School						
Technology Infrastructure Upgrade Project Number: 018585001	255,000	140,357	140,357	-	-	-
Additional Computers to Close Gap Project Number: 018585002	209,000	208,999	208,999	-	-	-
Wireless Network Upgrade and CAT 6 Data Port Upgrade Project Number: 018585003	22,000	20,979	20,979	-	-	-
Music Instruments Project Number: 018585009	300,000	299,993	299,993	-	-	-

* Project expenditures include, but are not limited to, construction costs, design costs, permitting costs, advertising costs during the planning and procurement phase, equipment, work orders, and Program Management fees.

There may be some additional financial activity on these projects as the final payments are made and all of the purchase orders are closed-out. When the projects are closed-out remaining balances (savings) are reported to the School Board and returned to the Capital Reserve.

This is a budget and expenditure activity report, and is not a construction status report.
The accompanying introduction and notes are an integral part of this budget activity report.

Established 1915 BROWARD County Public Schools

SMART Program Budget Activity Report

Completed and Meets Standard Projects Detail Schedule for Quarter Ended March 31, 2025

SMART INVESTMENTS LEAD TO SMART STUDENTS.

GOB Referendum Approved by Voters on 11/4/2014 - 124 Months Since Approval

School/ Project	Original Budget	Current Budget	Prior Years Expenditures	Commitments	Current Year Expenditures	Balance
Pompano Beach High School						
Track Resurfacing Project Number: P.002052	300,000	284,145	284,145	-	-	0
Weight Room Renovation Project Number: P.002160	121,000	120,963	120,963	-	-	0
School Choice Enhancement Project Number: P.002367	100,000	99,999	99,999	-	-	-
Pompano Beach Middle School						
Additional Computers to Close Gap Project Number: 002185002	170,000	169,889	169,889	-	-	-
Wireless Network Upgrade and CAT 6 Data Port Upgrade Project Number: 002185003	123,000	72,632	72,632	-	-	-
Music Instruments Project Number: 002185009	100,000	-	-	-	-	-
School Choice Enhancement Project Number: P.001747	100,000	99,975	99,975	-	-	-
Quiet Waters Elementary School						
Technology Infrastructure Upgrade Project Number: 312185001	153,000	71,399	71,399	-	-	-
Additional Computers to Close Gap Project Number: 312185002	257,000	256,981	256,981	-	-	-
Wireless Network Upgrade and CAT 6 Data Port Upgrade Project Number: 312185003	72,000	-	-	-	-	-
Music Instruments Project Number: 312185009	50,000	42,796	42,796	-	-	-

* Project expenditures include, but are not limited to, construction costs, design costs, permitting costs, advertising costs during the planning and procurement phase, equipment, work orders, and Program Management fees.

There may be some additional financial activity on these projects as the final payments are made and all of the purchase orders are closed-out. When the projects are closed-out remaining balances (savings) are reported to the School Board and returned to the Capital Reserve.

This is a budget and expenditure activity report, and is not a construction status report.
The accompanying introduction and notes are an integral part of this budget activity report.

Established 1915 BROWARD County Public Schools

SMART Program Budget Activity Report

Completed and Meets Standard Projects Detail Schedule for Quarter Ended March 31, 2025

SMART INVESTMENTS LEAD TO SMART STUDENTS.

GOB Referendum Approved by Voters on 11/4/2014 - 124 Months Since Approval

School/ Project	Original Budget	Current Budget	Prior Years Expenditures	Commitments	Current Year Expenditures	Balance
Quiet Waters Elementary School						
School Choice Enhancement Project Number: P.002229	100,000	99,791	99,791	-	-	-
Ramblewood Elementary School						
Technology Infrastructure Upgrade Project Number: 272185001	17,000	6,871	6,871	-	-	-
Additional Computers to Close Gap Project Number: 272185002	179,000	178,862	178,862	-	-	-
Wireless Network Upgrade and CAT 6 Data Port Upgrade Project Number: 272185003	106,000	60,764	60,764	-	-	-
Music Instruments Project Number: 272185009	50,000	49,999	49,999	-	-	-
Building Envelope Improvements (Roof, Window, Ext Wall, etc.), Fire Sprinklers, HVAC Improvements, Media Center improvements, PE/Athletic Improvements Project Number: P.001725	2,860,000	4,740,131	4,495,820	21,130	193,036	30,145
School Choice Enhancement Project Number: P.002168	100,000	99,997	99,997	-	-	0
Ramblewood Middle School						
Technology Infrastructure Upgrade Project Number: 271185001	170,000	153,282	153,282	-	-	-
Additional Computers to Close Gap Project Number: 271185002	183,000	182,825	182,825	-	-	-

* Project expenditures include, but are not limited to, construction costs, design costs, permitting costs, advertising costs during the planning and procurement phase, equipment, work orders, and Program Management fees.

There may be some additional financial activity on these projects as the final payments are made and all of the purchase orders are closed-out. When the projects are closed-out remaining balances (savings) are reported to the School Board and returned to the Capital Reserve.

This is a budget and expenditure activity report, and is not a construction status report.
The accompanying introduction and notes are an integral part of this budget activity report.

Established 1915 BROWARD County Public Schools

SMART Program Budget Activity Report

Completed and Meets Standard Projects Detail Schedule for Quarter Ended March 31, 2025

SMART INVESTMENTS LEAD TO SMART STUDENTS.

GOB Referendum Approved by Voters on 11/4/2014 - 124 Months Since Approval

School/ Project	Original Budget	Current Budget	Prior Years Expenditures	Commitments	Current Year Expenditures	Balance
Ramblewood Middle School						
Wireless Network Upgrade and CAT 6 Data Port Upgrade Project Number: 271185003	68,000	66,413	66,413	-	-	-
Music Instruments Project Number: 271185009	100,000	99,993	99,993	-	-	-
School Choice Enhancement Project Number: P.001945	100,000	100,000	100,000	-	-	-
Renaissance Charter Middle School at Pines						
Charter School Technology Project Number: 501485004	69,233	69,233	69,233	-	-	-
Renaissance Charter School of Plantation						
Charter School Technology Project Number: 502385004	301,209	301,202	301,202	-	-	-
Renaissance Charter School at Cooper City						
Charter School Technology Project Number: 504985004	361,151	361,144	361,144	-	-	-
Renaissance Charter School at University						
Charter School Technology Project Number: 504885004	430,084	430,084	430,084	-	-	-
Renaissance Charter School of Coral Springs						
Charter School Technology Project Number: 502085004	445,968	445,891	445,891	-	-	-
Renaissance Charter Schools at Pines						
Charter School Technology Project Number: 571085004	246,062	246,057	246,057	-	-	-

* Project expenditures include, but are not limited to, construction costs, design costs, permitting costs, advertising costs during the planning and procurement phase, equipment, work orders, and Program Management fees.

There may be some additional financial activity on these projects as the final payments are made and all of the purchase orders are closed-out. When the projects are closed-out remaining balances (savings) are reported to the School Board and returned to the Capital Reserve.

This is a budget and expenditure activity report, and is not a construction status report.
The accompanying introduction and notes are an integral part of this budget activity report.

Established 1915 BROWARD County Public Schools

SMART Program Budget Activity Report

Completed and Meets Standard Projects Detail Schedule for Quarter Ended March 31, 2025

SMART INVESTMENTS LEAD TO SMART STUDENTS.

GOB Referendum Approved by Voters on 11/4/2014 - 124 Months Since Approval

School/ Project	Original Budget	Current Budget	Prior Years Expenditures	Commitments	Current Year Expenditures	Balance
Rickards, James S. Middle School						
Technology Infrastructure Upgrade Project Number: 212185001	17,000	14,526	14,526	-	-	-
Additional Computers to Close Gap Project Number: 212185002	200,000	199,887	199,887	-	-	-
Wireless Network Upgrade and CAT 6 Data Port Upgrade Project Number: 212185003	106,000	89,387	89,387	-	-	-
Building Envelope Improvements (Roof, Window, Ext Wall, etc.), Electrical Improvements, Fire Alarm, Fire Sprinklers, HVAC Improvements, Media Center improvements, Safety / Security Upgrade Project Number: P.001743	5,242,000	10,500,595	10,500,595	-	-	-
School Choice Enhancement Project Number: P.002031	100,000	99,991	99,991	-	-	-
RISE Academy School of Science and Technology						
Charter School Technology Project Number: 542085004	82,420	82,405	82,405	-	-	-
Riverglades Elementary School						
Technology Infrastructure Upgrade Project Number: 289185001	143,000	63,958	63,958	-	-	-
Additional Computers to Close Gap Project Number: 289185002	165,000	164,983	164,983	-	-	-

* Project expenditures include, but are not limited to, construction costs, design costs, permitting costs, advertising costs during the planning and procurement phase, equipment, work orders, and Program Management fees.

There may be some additional financial activity on these projects as the final payments are made and all of the purchase orders are closed-out. When the projects are closed-out remaining balances (savings) are reported to the School Board and returned to the Capital Reserve.

This is a budget and expenditure activity report, and is not a construction status report.
The accompanying introduction and notes are an integral part of this budget activity report.

Established 1915 BROWARD County Public Schools

SMART Program Budget Activity Report

Completed and Meets Standard Projects Detail Schedule for Quarter Ended March 31, 2025

SMART INVESTMENTS LEAD TO SMART STUDENTS.

GOB Referendum Approved by Voters on 11/4/2014 - 124 Months Since Approval

School/ Project	Original Budget	Current Budget	Prior Years Expenditures	Commitments	Current Year Expenditures	Balance
Riverglades Elementary School						
Wireless Network Upgrade and CAT 6 Data Port Upgrade Project Number: 289185003	59,000	-	-	-	-	-
Music Instruments Project Number: 289185009	50,000	49,999	49,999	-	-	-
School Choice Enhancement Project Number: P.002943	100,000	100,000	100,000	-	-	-
Riverland Elementary School						
Additional Computers to Close Gap Project Number: 015185002	122,000	121,975	121,975	-	-	-
Wireless Network Upgrade and CAT 6 Data Port Upgrade Project Number: 015185003	44,000	33,357	33,357	-	-	-
Music Instruments Project Number: 015185009	50,000	49,890	49,890	-	-	0
Building Envelope Improvements (Roof, Window, Ext Wall, etc.), HVAC Improvements Project Number: P.001987	1,506,000	4,057,192	3,777,514	53,860	-	225,818
School Choice Enhancement Project Number: P.002372	100,000	99,921	99,921	-	-	-
Riverside Elementary School						
Technology Infrastructure Upgrade Project Number: 303185001	144,000	14,224	14,224	-	-	-
Additional Computers to Close Gap Project Number: 303185002	124,000	123,902	123,902	-	-	-

* Project expenditures include, but are not limited to, construction costs, design costs, permitting costs, advertising costs during the planning and procurement phase, equipment, work orders, and Program Management fees.

There may be some additional financial activity on these projects as the final payments are made and all of the purchase orders are closed-out. When the projects are closed-out remaining balances (savings) are reported to the School Board and returned to the Capital Reserve.

This is a budget and expenditure activity report, and is not a construction status report.
The accompanying introduction and notes are an integral part of this budget activity report.

Established 1915 BROWARD County Public Schools

SMART Program Budget Activity Report

Completed and Meets Standard Projects Detail Schedule for Quarter Ended March 31, 2025

SMART INVESTMENTS LEAD TO SMART STUDENTS.

GOB Referendum Approved by Voters on 11/4/2014 - 124 Months Since Approval

School/ Project	Original Budget	Current Budget	Prior Years Expenditures	Commitments	Current Year Expenditures	Balance
Riverside Elementary School						
Wireless Network Upgrade and CAT 6 Data Port Upgrade Project Number: 303185003	63,000	4,834	4,834	-	-	-
Music Instruments Project Number: 303185009	50,000	49,999	49,999	-	-	-
School Choice Enhancement Project Number: P.002369	100,000	99,989	99,989	-	-	-
Rock Island Elementary School						
Additional Computers to Close Gap Project Number: 370185002	88,000	87,992	87,992	-	-	-
Wireless Network Upgrade and CAT 6 Data Port Upgrade Project Number: 370185003	27,000	26,615	26,615	-	-	-
Music Instruments Project Number: 370185009	50,000	-	-	-	-	-
School Choice Enhancement Project Number: P.001755	100,000	99,986	99,986	-	-	-
Building Envelope Improvements (Roof, Window, Ext Wall, etc.), HVAC Improvements Project Number: P.001950	1,234,000	2,082,864	2,082,863	24,152	-24,151	-
Royal Palm Elementary School						
Technology Infrastructure Upgrade Project Number: 185185001	9,000	6,871	6,871	-	-	-
Additional Computers to Close Gap Project Number: 185185002	119,000	118,980	118,980	-	-	-

* Project expenditures include, but are not limited to, construction costs, design costs, permitting costs, advertising costs during the planning and procurement phase, equipment, work orders, and Program Management fees.

There may be some additional financial activity on these projects as the final payments are made and all of the purchase orders are closed-out. When the projects are closed-out remaining balances (savings) are reported to the School Board and returned to the Capital Reserve.

This is a budget and expenditure activity report, and is not a construction status report.
The accompanying introduction and notes are an integral part of this budget activity report.

Established 1915 BROWARD County Public Schools

SMART Program Budget Activity Report

Completed and Meets Standard Projects Detail Schedule for Quarter Ended March 31, 2025

SMART INVESTMENTS LEAD TO SMART STUDENTS.

GOB Referendum Approved by Voters on 11/4/2014 - 124 Months Since Approval

School/ Project	Original Budget	Current Budget	Prior Years Expenditures	Commitments	Current Year Expenditures	Balance
Royal Palm Elementary School						
Wireless Network Upgrade and CAT 6 Data Port Upgrade Project Number: 185185003	104,000	62,323	62,323	-	-	-
Music Instruments Project Number: 185185009	50,000	48,416	48,416	-	-	-
School Choice Enhancement Project Number: P.002169	100,000	99,994	99,994	-	-	-
Sanders Park Elementary School						
Additional Computers to Close Gap Project Number: 089185002	116,000	115,835	115,835	-	-	-
Wireless Network Upgrade and CAT 6 Data Port Upgrade Project Number: 089185003	40,000	35,721	35,721	-	-	-
Music Instruments Project Number: 089185009	50,000	49,994	49,994	-	-	-
School Choice Enhancement Project Number: P.002901	100,000	99,986	99,986	-	-	-
Sandpiper Elementary School						
Technology Infrastructure Upgrade Project Number: 306185001	39,000	21,587	21,587	-	-	-
Additional Computers to Close Gap Project Number: 306185002	169,000	168,691	168,691	-	-	-
Wireless Network Upgrade and CAT 6 Data Port Upgrade Project Number: 306185003	58,000	46,172	46,172	-	-	-

* Project expenditures include, but are not limited to, construction costs, design costs, permitting costs, advertising costs during the planning and procurement phase, equipment, work orders, and Program Management fees.

There may be some additional financial activity on these projects as the final payments are made and all of the purchase orders are closed-out. When the projects are closed-out remaining balances (savings) are reported to the School Board and returned to the Capital Reserve.

This is a budget and expenditure activity report, and is not a construction status report.
The accompanying introduction and notes are an integral part of this budget activity report.

Established 1915 BROWARD County Public Schools

SMART Program Budget Activity Report

Completed and Meets Standard Projects Detail Schedule for Quarter Ended March 31, 2025

SMART INVESTMENTS LEAD TO SMART STUDENTS.

GOB Referendum Approved by Voters on 11/4/2014 - 124 Months Since Approval

School/ Project	Original Budget	Current Budget	Prior Years Expenditures	Commitments	Current Year Expenditures	Balance
Sandpiper Elementary School						
Music Instruments Project Number: 306185009	50,000	49,444	49,444	-	-	-
School Choice Enhancement Project Number: P.001707	100,000	99,998	99,998	-	-	-
Sawgrass Elementary School						
Technology Infrastructure Upgrade Project Number: 340185001	91,000	49,079	49,079	-	-	-
Additional Computers to Close Gap Project Number: 340185002	194,000	193,950	193,950	-	-	-
Wireless Network Upgrade and CAT 6 Data Port Upgrade Project Number: 340185003	116,000	81,827	81,827	-	-	-
Music Instruments Project Number: 340185009	50,000	50,000	50,000	-	-	-
School Choice Enhancement Project Number: P.002371	100,000	99,806	99,806	-	-	0
Sawgrass Springs Middle School						
Technology Infrastructure Upgrade Project Number: 343185001	200,000	92,568	92,568	-	-	-
Additional Computers to Close Gap Project Number: 343185002	188,000	187,997	187,997	-	-	-
Wireless Network Upgrade and CAT 6 Data Port Upgrade Project Number: 343185003	73,000	71,249	71,249	-	-	-

* Project expenditures include, but are not limited to, construction costs, design costs, permitting costs, advertising costs during the planning and procurement phase, equipment, work orders, and Program Management fees.

There may be some additional financial activity on these projects as the final payments are made and all of the purchase orders are closed-out. When the projects are closed-out remaining balances (savings) are reported to the School Board and returned to the Capital Reserve.

This is a budget and expenditure activity report, and is not a construction status report.
The accompanying introduction and notes are an integral part of this budget activity report.

Established 1915 BROWARD County Public Schools

SMART Program Budget Activity Report

Completed and Meets Standard Projects Detail Schedule for Quarter Ended March 31, 2025

SMART INVESTMENTS LEAD TO SMART STUDENTS.

GOB Referendum Approved by Voters on 11/4/2014 - 124 Months Since Approval

School/ Project	Original Budget	Current Budget	Prior Years Expenditures	Commitments	Current Year Expenditures	Balance
Sawgrass Springs Middle School						
Music Instruments Project Number: 343185009	100,000	99,995	99,995	-	-	0
ADA Restroom, Building Envelope Improvements (Roof, Window, Ext Wall, etc.), Fire Alarm, Fire Sprinklers, HVAC Improvements Project Number: P.001841	6,556,975	13,484,640	12,576,020	179,694	68,997	659,929
School Choice Enhancement Project Number: P.001963	100,000	99,996	99,996	-	-	0
Sea Castle Elementary School						
Technology Infrastructure Upgrade Project Number: 287185001	26,000	20,781	20,781	-	-	-
Additional Computers to Close Gap Project Number: 287185002	162,000	161,980	161,980	-	-	-
Wireless Network Upgrade and CAT 6 Data Port Upgrade Project Number: 287185003	111,000	72,206	72,206	-	-	-
Music Instruments Project Number: 287185009	50,000	49,675	49,675	-	-	-
School Choice Enhancement Project Number: P.001799	100,000	100,000	100,000	-	-	-
Seagull Alternative High School						
Technology Infrastructure Upgrade Project Number: 060185001	26,000	4,081	4,081	-	-	-
Wireless Network Upgrade and CAT 6 Data Port Upgrade Project Number: 060185003	100,000	65,630	65,630	-	-	-

* Project expenditures include, but are not limited to, construction costs, design costs, permitting costs, advertising costs during the planning and procurement phase, equipment, work orders, and Program Management fees.

There may be some additional financial activity on these projects as the final payments are made and all of the purchase orders are closed-out. When the projects are closed-out remaining balances (savings) are reported to the School Board and returned to the Capital Reserve.

This is a budget and expenditure activity report, and is not a construction status report.
The accompanying introduction and notes are an integral part of this budget activity report.

Established 1915 BROWARD County Public Schools

SMART Program Budget Activity Report

Completed and Meets Standard Projects Detail Schedule for Quarter Ended March 31, 2025

SMART INVESTMENTS LEAD TO SMART STUDENTS.

GOB Referendum Approved by Voters on 11/4/2014 - 124 Months Since Approval

School/ Project	Original Budget	Current Budget	Prior Years Expenditures	Commitments	Current Year Expenditures	Balance
Seagull Alternative High School						
Music Instruments Project Number: 060185009	50,000	-	-	-	-	-
School Choice Enhancement Project Number: P.001704	100,000	99,968	99,968	-	-	0
Seminole Middle School						
Technology Infrastructure Upgrade Project Number: 189185001	196,000	161,685	161,685	-	-	-
Additional Computers to Close Gap Project Number: 189185002	204,000	203,869	203,869	-	-	-
Wireless Network Upgrade and CAT 6 Data Port Upgrade Project Number: 189185003	56,000	50,606	50,606	-	-	-
Music Instruments Project Number: 189185009	100,000	99,990	99,990	-	-	0
Track Resurfacing Project Number: P.002094	70,000	45,100	45,100	-	-	-
School Choice Enhancement Project Number: P.002234	100,000	99,887	99,887	-	-	0
Sheridan Hills Elementary School						
Additional Computers to Close Gap Project Number: 181185002	115,000	114,944	114,944	-	-	-
Wireless Network Upgrade and CAT 6 Data Port Upgrade Project Number: 181185003	68,000	61,030	61,030	-	-	-
Music Instruments Project Number: 181185009	50,000	49,999	49,999	-	-	-

* Project expenditures include, but are not limited to, construction costs, design costs, permitting costs, advertising costs during the planning and procurement phase, equipment, work orders, and Program Management fees.

There may be some additional financial activity on these projects as the final payments are made and all of the purchase orders are closed-out. When the projects are closed-out remaining balances (savings) are reported to the School Board and returned to the Capital Reserve.

This is a budget and expenditure activity report, and is not a construction status report.
The accompanying introduction and notes are an integral part of this budget activity report.

Established 1915 BROWARD County Public Schools

SMART Program Budget Activity Report

Completed and Meets Standard Projects Detail Schedule for Quarter Ended March 31, 2025

SMART INVESTMENTS LEAD TO SMART STUDENTS.

GOB Referendum Approved by Voters on 11/4/2014 - 124 Months Since Approval

School/ Project	Original Budget	Current Budget	Prior Years Expenditures	Commitments	Current Year Expenditures	Balance
Sheridan Hills Elementary School						
School Choice Enhancement Project Number: P.001840	100,000	99,991	99,991	-	-	-
Sheridan Park Elementary School						
Technology Infrastructure Upgrade Project Number: 132185001	17,000	11,501	11,501	-	-	-
Additional Computers to Close Gap Project Number: 132185002	184,000	183,857	183,857	-	-	-
Wireless Network Upgrade and CAT 6 Data Port Upgrade Project Number: 132185003	99,000	54,785	54,785	-	-	-
Music Instruments Project Number: 132185009	50,000	49,997	49,997	-	-	-
School Choice Enhancement Project Number: P.002392	100,000	100,000	100,000	-	-	-
Sheridan Technical Center						
Technology Infrastructure Upgrade Project Number: 105185001	364,000	360,680	360,680	-	-	-
Wireless Network Upgrade and CAT 6 Data Port Upgrade Project Number: 105185003	92,000	91,999	91,999	-	-	-
School Choice Enhancement Project Number: P.002346	100,000	99,999	99,999	-	-	-
Sheridan Technical High School						
Wireless Network Upgrade and CAT 6 Data Port Upgrade Project Number: 042285003	40,000	34,038	34,038	-	-	-

* Project expenditures include, but are not limited to, construction costs, design costs, permitting costs, advertising costs during the planning and procurement phase, equipment, work orders, and Program Management fees.

There may be some additional financial activity on these projects as the final payments are made and all of the purchase orders are closed-out. When the projects are closed-out remaining balances (savings) are reported to the School Board and returned to the Capital Reserve.

This is a budget and expenditure activity report, and is not a construction status report.
The accompanying introduction and notes are an integral part of this budget activity report.

Established 1915 BROWARD County Public Schools

SMART Program Budget Activity Report

Completed and Meets Standard Projects Detail Schedule for Quarter Ended March 31, 2025

SMART INVESTMENTS LEAD TO SMART STUDENTS.

GOB Referendum Approved by Voters on 11/4/2014 - 124 Months Since Approval

School/ Project	Original Budget	Current Budget	Prior Years Expenditures	Commitments	Current Year Expenditures	Balance
Sheridan Technical High School						
Building Envelope Improvements (Roof, Window, Ext Wall, etc.), HVAC Improvements Project Number: P.002128	2,070,000	5,944,000	1,326,745	65,657	3,401,823	1,149,775
School Choice Enhancement Project Number: P.002373	100,000	99,993	99,993	-	-	-
Silver Lakes Elementary School						
Technology Infrastructure Upgrade Project Number: 337185001	134,000	84,626	84,626	-	-	-
Additional Computers to Close Gap Project Number: 337185002	158,000	157,944	157,944	-	-	-
Wireless Network Upgrade and CAT 6 Data Port Upgrade Project Number: 337185003	95,000	58,044	58,044	-	-	-
Music Instruments Project Number: 337185009	50,000	49,397	49,397	-	-	0
Building Envelope Improvements (Roof, Window, Ext Wall, etc.), HVAC Improvements Project Number: P.002009	744,000	2,252,384	2,252,384	-	-	0
School Choice Enhancement Project Number: P.002319	100,000	99,772	99,772	-	-	-
Silver Lakes Middle School						
Technology Infrastructure Upgrade Project Number: 297185001	17,000	3,224	3,224	-	-	-

* Project expenditures include, but are not limited to, construction costs, design costs, permitting costs, advertising costs during the planning and procurement phase, equipment, work orders, and Program Management fees.

There may be some additional financial activity on these projects as the final payments are made and all of the purchase orders are closed-out. When the projects are closed-out remaining balances (savings) are reported to the School Board and returned to the Capital Reserve.

This is a budget and expenditure activity report, and is not a construction status report.
The accompanying introduction and notes are an integral part of this budget activity report.

Established 1915 BROWARD County Public Schools

SMART Program Budget Activity Report

Completed and Meets Standard Projects Detail Schedule for Quarter Ended March 31, 2025

SMART INVESTMENTS LEAD TO SMART STUDENTS.

GOB Referendum Approved by Voters on 11/4/2014 - 124 Months Since Approval

School/ Project	Original Budget	Current Budget	Prior Years Expenditures	Commitments	Current Year Expenditures	Balance
Silver Lakes Middle School						
Additional Computers to Close Gap Project Number: 297185002	65,000	64,969	64,969	-	-	-
Wireless Network Upgrade and CAT 6 Data Port Upgrade Project Number: 297185003	67,000	41,699	41,699	-	-	-
Music Instruments Project Number: 297185009	100,000	99,862	99,862	-	-	-
Building Envelope Improvements (Roof, Window, Ext Wall, etc.), Fire Sprinklers, Media Center improvements Project Number: P.002144	2,150,000	5,450,000	1,573,903	958,070	2,412,806	505,221
School Choice Enhancement Project Number: P.002504	100,000	99,925	99,925	-	-	0
Silver Palms Elementary School						
Technology Infrastructure Upgrade Project Number: 349185001	123,000	65,648	65,648	-	-	-
Additional Computers to Close Gap Project Number: 349185002	206,000	205,848	205,848	-	-	-
Wireless Network Upgrade and CAT 6 Data Port Upgrade Project Number: 349185003	54,000	1,881	1,881	-	-	-
Music Instruments Project Number: 349185009	50,000	49,885	49,885	-	-	-

* Project expenditures include, but are not limited to, construction costs, design costs, permitting costs, advertising costs during the planning and procurement phase, equipment, work orders, and Program Management fees.

There may be some additional financial activity on these projects as the final payments are made and all of the purchase orders are closed-out. When the projects are closed-out remaining balances (savings) are reported to the School Board and returned to the Capital Reserve.

This is a budget and expenditure activity report, and is not a construction status report.
The accompanying introduction and notes are an integral part of this budget activity report.

Established 1915 BROWARD County Public Schools

SMART Program Budget Activity Report

Completed and Meets Standard Projects Detail Schedule for Quarter Ended March 31, 2025

SMART INVESTMENTS LEAD TO SMART STUDENTS.

GOB Referendum Approved by Voters on 11/4/2014 - 124 Months Since Approval

School/ Project	Original Budget	Current Budget	Prior Years Expenditures	Commitments	Current Year Expenditures	Balance
Silver Palms Elementary School						
Building Envelope Improvements (Roof, Window, Ext Wall, etc.), PE/Athletic Improvements Project Number: P.002146	1,343,000	3,452,957	3,452,957	-	-	-
School Choice Enhancement Project Number: P.002376	100,000	99,991	99,991	-	-	-
Silver Ridge Elementary School						
Technology Infrastructure Upgrade Project Number: 308185001	95,000	44,397	44,397	-	-	-
Additional Computers to Close Gap Project Number: 308185002	260,000	259,931	259,931	-	-	-
Wireless Network Upgrade and CAT 6 Data Port Upgrade Project Number: 308185003	109,000	61,787	61,787	-	-	-
Music Instruments Project Number: 308185009	50,000	49,999	49,999	-	-	-
School Choice Enhancement Project Number: P.001957	100,000	99,987	99,987	-	-	0
Building Envelope Improvements (Roof, Window, Ext Wall, etc.), HVAC Improvements Project Number: P.001984	1,958,000	2,910,180	2,910,180	-	-	0

* Project expenditures include, but are not limited to, construction costs, design costs, permitting costs, advertising costs during the planning and procurement phase, equipment, work orders, and Program Management fees.

There may be some additional financial activity on these projects as the final payments are made and all of the purchase orders are closed-out. When the projects are closed-out remaining balances (savings) are reported to the School Board and returned to the Capital Reserve.

This is a budget and expenditure activity report, and is not a construction status report.
The accompanying introduction and notes are an integral part of this budget activity report.

Established 1915 BROWARD County Public Schools

SMART Program Budget Activity Report

Completed and Meets Standard Projects Detail Schedule for Quarter Ended March 31, 2025

SMART INVESTMENTS LEAD TO SMART STUDENTS.

GOB Referendum Approved by Voters on 11/4/2014 - 124 Months Since Approval

School/ Project	Original Budget	Current Budget	Prior Years Expenditures	Commitments	Current Year Expenditures	Balance
Silver Ridge Elementary School						
Replace 2 Electrical panels, install new wires and surge protection device on panels. Grounding systems to be tested be independent testing firm to ensure proper operation and performance with SBBC standards. Connect existing dishwasher disconnect to ex Project Number: P.002594	-	13,550	13,550	-	-	-
Silver Shores Elementary School						
Technology Infrastructure Upgrade Project Number: 358185001	30,000	28,821	28,821	-	-	-
Additional Computers to Close Gap Project Number: 358185002	83,000	82,976	82,976	-	-	-
Wireless Network Upgrade and CAT 6 Data Port Upgrade Project Number: 358185003	82,000	81,990	81,990	-	-	-
Music Instruments Project Number: 358185009	50,000	49,962	49,962	-	-	-
School Choice Enhancement Project Number: P.001706	100,000	99,942	99,942	-	-	-
Building Envelope Improvements (Roof, Window, Ext Wall, etc.), HVAC Improvements Project Number: P.001906	1,034,000	2,202,545	2,202,545	-	-	-

* Project expenditures include, but are not limited to, construction costs, design costs, permitting costs, advertising costs during the planning and procurement phase, equipment, work orders, and Program Management fees.

There may be some additional financial activity on these projects as the final payments are made and all of the purchase orders are closed-out. When the projects are closed-out remaining balances (savings) are reported to the School Board and returned to the Capital Reserve.

This is a budget and expenditure activity report, and is not a construction status report.
The accompanying introduction and notes are an integral part of this budget activity report.

Established 1915 BROWARD County Public Schools

SMART Program Budget Activity Report

Completed and Meets Standard Projects Detail Schedule for Quarter Ended March 31, 2025

SMART INVESTMENTS LEAD TO SMART STUDENTS.

GOB Referendum Approved by Voters on 11/4/2014 - 124 Months Since Approval

School/ Project	Original Budget	Current Budget	Prior Years Expenditures	Commitments	Current Year Expenditures	Balance
Silver Trail Middle School						
Technology Infrastructure Upgrade Project Number: 333185001	251,000	198,353	198,353	-	-	-
Additional Computers to Close Gap Project Number: 333185002	316,000	315,943	315,943	-	-	-
Wireless Network Upgrade and CAT 6 Data Port Upgrade Project Number: 333185003	78,000	47,109	47,109	-	-	0
Music Instruments Project Number: 333185009	100,000	99,999	99,999	-	-	-
HVAC Improvements, Re-roofing of existing Buildings #1 and #2 etc. Project Number: P.001406	5,027,000	5,988,317	6,057,131	-	-69,615	801
Re-roofing of bldg. 2, section C & D Project Number: P.001650	-	559,956	559,956	-	-	-
School Choice Enhancement Project Number: P.001795	100,000	100,000	100,000	-	-	-
Somerset Academy Charter Conservatory High						
Charter School Technology Project Number: 539685004	35,665	35,656	35,656	-	-	-
Somerset Academy Charter High School Miramar Campus						
Charter School Technology Project Number: 500785004	84,219	84,214	84,214	-	-	-

* Project expenditures include, but are not limited to, construction costs, design costs, permitting costs, advertising costs during the planning and procurement phase, equipment, work orders, and Program Management fees.

There may be some additional financial activity on these projects as the final payments are made and all of the purchase orders are closed-out. When the projects are closed-out remaining balances (savings) are reported to the School Board and returned to the Capital Reserve.

This is a budget and expenditure activity report, and is not a construction status report.
The accompanying introduction and notes are an integral part of this budget activity report.

Established 1915 BROWARD County Public Schools

SMART Program Budget Activity Report

Completed and Meets Standard Projects Detail Schedule for Quarter Ended March 31, 2025

SMART INVESTMENTS LEAD TO SMART STUDENTS.

GOB Referendum Approved by Voters on 11/4/2014 - 124 Months Since Approval

School/ Project	Original Budget	Current Budget	Prior Years Expenditures	Commitments	Current Year Expenditures	Balance
Somerset Academy Charter School Miramar						
Charter School Technology Project Number: 540585004	193,613	193,605	193,605	-	-	-
Somerset Academy Davie Charter School						
Charter School Technology Project Number: 521185004	45,256	45,251	45,251	-	-	-
Somerset Academy East Preparatory						
Charter School Technology Project Number: 539185004	87,515	87,511	87,511	-	-	-
Somerset Academy Elementary						
Charter School Technology Project Number: 514185004	280,529	280,507	280,507	-	-	-
Somerset Academy High						
Charter School Technology Project Number: 522185004	329,381	329,375	329,375	-	-	-
Somerset Academy Hollywood						
Charter School Technology Project Number: 538785004	17,083	17,080	17,080	-	-	-
Somerset Academy Hollywood Middle School						
Charter School Technology Project Number: 541985004	3,297	3,293	3,293	-	-	-
Somerset Academy Middle						
Charter School Technology Project Number: 515185004	249,059	249,055	249,055	-	-	-
Somerset Academy Miramar Middle						
Charter School Technology Project Number: 540685004	131,573	131,539	131,539	-	-	-

* Project expenditures include, but are not limited to, construction costs, design costs, permitting costs, advertising costs during the planning and procurement phase, equipment, work orders, and Program Management fees.

There may be some additional financial activity on these projects as the final payments are made and all of the purchase orders are closed-out. When the projects are closed-out remaining balances (savings) are reported to the School Board and returned to the Capital Reserve.

This is a budget and expenditure activity report, and is not a construction status report.
The accompanying introduction and notes are an integral part of this budget activity report.

Established 1915 BROWARD County Public Schools

SMART Program Budget Activity Report

Completed and Meets Standard Projects Detail Schedule for Quarter Ended March 31, 2025

SMART INVESTMENTS LEAD TO SMART STUDENTS.

GOB Referendum Approved by Voters on 11/4/2014 - 124 Months Since Approval

School/ Project	Original Budget	Current Budget	Prior Years Expenditures	Commitments	Current Year Expenditures	Balance
Somerset Academy Neighborhood						
Charter School Technology Project Number: 502185004	158,247	158,237	158,237	-	-	-
Somerset Academy Pompano						
Charter School Technology Project Number: 538885004	49,452	49,451	49,451	-	-	-
Somerset Academy Pompano Middle						
Charter School Technology Project Number: 541385004	6,893	6,885	6,885	-	-	-
Somerset Academy Village Charter Middle School						
Charter School Technology Project Number: 500285004	33,268	33,265	33,265	-	-	-
Somerset Charter Academy @ North Lauderdale						
Charter School Technology Project Number: 500385004	212,794	212,787	212,787	-	-	-
Somerset Miramar South						
Charter School Technology Project Number: 505485004	31,470	31,469	31,469	-	-	-
Somerset Pines Academy						
Charter School Technology Project Number: 503085004	146,558	146,548	146,548	-	-	-
Somerset Prep Charter High Broward Campus						
Charter School Technology Project Number: 500685004	66,835	66,831	66,831	-	-	-

* Project expenditures include, but are not limited to, construction costs, design costs, permitting costs, advertising costs during the planning and procurement phase, equipment, work orders, and Program Management fees.

There may be some additional financial activity on these projects as the final payments are made and all of the purchase orders are closed-out. When the projects are closed-out remaining balances (savings) are reported to the School Board and returned to the Capital Reserve.

This is a budget and expenditure activity report, and is not a construction status report.
The accompanying introduction and notes are an integral part of this budget activity report.

Established 1915 BROWARD County Public Schools

SMART Program Budget Activity Report

Completed and Meets Standard Projects Detail Schedule for Quarter Ended March 31, 2025

SMART INVESTMENTS LEAD TO SMART STUDENTS.

GOB Referendum Approved by Voters on 11/4/2014 - 124 Months Since Approval

School/ Project	Original Budget	Current Budget	Prior Years Expenditures	Commitments	Current Year Expenditures	Balance
Somerset Preparatory Charter Middle School						
Charter School Technology Project Number: 544185004	101,002	100,993	100,993	-	-	-
Somerset Village Academy						
Charter School Technology Project Number: 500485004	74,328	74,319	74,319	-	-	-
South Broward High School						
Additional Computers to Close Gap Project Number: 017185002	421,000	420,995	420,995	-	-	-
Wireless Network Upgrade and CAT 6 Data Port Upgrade Project Number: 017185003	181,000	159,681	159,681	-	-	-
School Choice Enhancement Project Number: P.001991	100,000	100,000	100,000	-	-	-
Weight Room Renovation Project Number: P.002023	121,000	120,176	120,176	-	-	-
South Plantation High School						
Technology Infrastructure Upgrade Project Number: 235185001	371,000	238,150	238,150	-	-	-
Additional Computers to Close Gap Project Number: 235185002	549,000	548,915	548,915	-	-	-
Wireless Network Upgrade and CAT 6 Data Port Upgrade Project Number: 235185003	122,000	117,876	117,876	-	-	-
Music Instruments Project Number: 235185009	300,000	299,991	299,991	-	-	-

* Project expenditures include, but are not limited to, construction costs, design costs, permitting costs, advertising costs during the planning and procurement phase, equipment, work orders, and Program Management fees.

There may be some additional financial activity on these projects as the final payments are made and all of the purchase orders are closed-out. When the projects are closed-out remaining balances (savings) are reported to the School Board and returned to the Capital Reserve.

This is a budget and expenditure activity report, and is not a construction status report.
The accompanying introduction and notes are an integral part of this budget activity report.

Established 1915 BROWARD County Public Schools

SMART Program Budget Activity Report

Completed and Meets Standard Projects Detail Schedule for Quarter Ended March 31, 2025

SMART INVESTMENTS LEAD TO SMART STUDENTS.

GOB Referendum Approved by Voters on 11/4/2014 - 124 Months Since Approval

School/ Project	Original Budget	Current Budget	Prior Years Expenditures	Commitments	Current Year Expenditures	Balance
South Plantation High School						
Building Envelope Improvements (Roof, Window, Ext Wall, etc.), Electrical Improvements, Fire Sprinklers, HVAC Improvements, Media Center improvements, STEM Lab improvements Project Number: P.002090	2,923,000	7,875,714	6,555,635	118,950	768,790	432,339
Weight Room Renovation Project Number: P.002161	121,000	120,645	120,645	-	-	-
School Choice Enhancement Project Number: P.002490	100,000	99,558	99,558	-	-	-
Stephen Foster Elementary School						
Additional Computers to Close Gap Project Number: 092185002	49,000	48,913	48,913	-	-	-
Wireless Network Upgrade and CAT 6 Data Port Upgrade Project Number: 092185003	82,000	74,617	74,617	-	-	-
Music Instruments Project Number: 092185009	50,000	49,446	49,446	-	-	-
Building Envelope Improvements (Roof, Window, Ext Wall, etc.), Fire Alarm, HVAC Improvements, Media Center improvements Project Number: P.002067	2,339,000	5,517,497	5,255,239	50	21,865	240,343
School Choice Enhancement Project Number: P.002391	100,000	99,974	99,974	-	-	-

* Project expenditures include, but are not limited to, construction costs, design costs, permitting costs, advertising costs during the planning and procurement phase, equipment, work orders, and Program Management fees.

There may be some additional financial activity on these projects as the final payments are made and all of the purchase orders are closed-out. When the projects are closed-out remaining balances (savings) are reported to the School Board and returned to the Capital Reserve.

This is a budget and expenditure activity report, and is not a construction status report.
The accompanying introduction and notes are an integral part of this budget activity report.

Established 1915 BROWARD County Public Schools

SMART Program Budget Activity Report

Completed and Meets Standard Projects Detail Schedule for Quarter Ended March 31, 2025

SMART INVESTMENTS LEAD TO SMART STUDENTS.

GOB Referendum Approved by Voters on 11/4/2014 - 124 Months Since Approval

School/ Project	Original Budget	Current Budget	Prior Years Expenditures	Commitments	Current Year Expenditures	Balance
Stirling Elementary School						
Additional Computers to Close Gap Project Number: 069185002	198,000	197,883	197,883	-	-	-
Wireless Network Upgrade and CAT 6 Data Port Upgrade Project Number: 069185003	84,000	57,716	57,716	-	-	-
Music Instruments Project Number: 069185009	50,000	50,000	50,000	-	-	-
Building Envelope Improvements (Roof, Window, Ext Wall, etc.), HVAC Improvements Project Number: P.001905	2,221,000	6,376,295	3,246,856	236,640	797,283	2,095,516
School Choice Enhancement Project Number: P.001962	100,000	100,000	100,000	-	-	-
Stoneman Douglas High School						
Technology Infrastructure Upgrade Project Number: 301185001	441,000	335,493	335,493	-	-	-
Additional Computers to Close Gap Project Number: 301185002	830,000	829,903	829,903	-	-	-
Wireless Network Upgrade and CAT 6 Data Port Upgrade Project Number: 301185003	38,000	26,755	26,755	-	-	-
Music Instruments Project Number: 301185009	300,000	300,000	300,000	-	-	-
Weight Room Renovation Project Number: P.002162	121,000	120,995	120,995	-	-	0

* Project expenditures include, but are not limited to, construction costs, design costs, permitting costs, advertising costs during the planning and procurement phase, equipment, work orders, and Program Management fees.

There may be some additional financial activity on these projects as the final payments are made and all of the purchase orders are closed-out. When the projects are closed-out remaining balances (savings) are reported to the School Board and returned to the Capital Reserve.

This is a budget and expenditure activity report, and is not a construction status report.
The accompanying introduction and notes are an integral part of this budget activity report.

Established 1915 BROWARD County Public Schools

SMART Program Budget Activity Report

Completed and Meets Standard Projects Detail Schedule for Quarter Ended March 31, 2025

SMART INVESTMENTS LEAD TO SMART STUDENTS.

GOB Referendum Approved by Voters on 11/4/2014 - 124 Months Since Approval

School/ Project	Original Budget	Current Budget	Prior Years Expenditures	Commitments	Current Year Expenditures	Balance
Stoneman Douglas High School						
New Modified Bitumen and Tile Roofing Systems for Building 9 Project Number: P.002587	-	521,651	521,651	-	-	-
School Choice Enhancement Project Number: P.002929	100,000	99,579	99,579	-	-	0
Stranahan High School						
Technology Infrastructure Upgrade Project Number: 021185001	8,000	4,812	4,812	-	-	-
Additional Computers to Close Gap Project Number: 021185002	305,000	304,903	304,903	-	-	-
Wireless Network Upgrade and CAT 6 Data Port Upgrade Project Number: 021185003	230,000	154,519	154,519	-	-	-
Music Instruments Project Number: 021185009	100,000	93,724	93,724	-	-	0
School Choice Enhancement Project Number: P.001700	100,000	99,851	99,851	-	-	-
Weight Room Renovation Project Number: P.001995	121,000	120,415	120,415	-	-	0
Track Resurfacing Project Number: P.002107	300,000	300,000	300,000	-	-	-
SunEd High School						
Charter School Technology Project Number: 506085004	107,296	107,283	107,283	-	-	-

* Project expenditures include, but are not limited to, construction costs, design costs, permitting costs, advertising costs during the planning and procurement phase, equipment, work orders, and Program Management fees.

There may be some additional financial activity on these projects as the final payments are made and all of the purchase orders are closed-out. When the projects are closed-out remaining balances (savings) are reported to the School Board and returned to the Capital Reserve.

This is a budget and expenditure activity report, and is not a construction status report.
The accompanying introduction and notes are an integral part of this budget activity report.

Established 1915 BROWARD County Public Schools

SMART Program Budget Activity Report

Completed and Meets Standard Projects Detail Schedule for Quarter Ended March 31, 2025

SMART INVESTMENTS LEAD TO SMART STUDENTS.

GOB Referendum Approved by Voters on 11/4/2014 - 124 Months Since Approval

School/ Project	Original Budget	Current Budget	Prior Years Expenditures	Commitments	Current Year Expenditures	Balance
Sunland Park Academy						
Additional Computers to Close Gap Project Number: 061185002	29,000	28,768	28,768	-	-	-
Wireless Network Upgrade and CAT 6 Data Port Upgrade Project Number: 061185003	26,000	25,850	25,850	-	-	-
Music Instruments Project Number: 061185009	50,000	49,999	49,999	-	-	-
School Choice Enhancement Project Number: P.001928	100,000	99,997	99,997	-	-	0
Building Envelope Improvements (Roof, Window, Ext Wall, etc.), Fire Alarm Project Number: P.001939	498,000	1,421,955	1,421,955	-	-	-
Sunrise Middle School						
Additional Computers to Close Gap Project Number: 025185002	185,000	184,884	184,884	-	-	-
Wireless Network Upgrade and CAT 6 Data Port Upgrade Project Number: 025185003	132,000	129,428	129,428	-	-	-
Music Instruments Project Number: 025185009	100,000	99,999	99,999	-	-	-
Building Envelope Improvements (Roof, Window, Ext Wall, etc.), Electrical Improvements, Fire Sprinklers, HVAC Improvements, Safety / Security Upgrade Project Number: P.001819	2,706,000	6,656,050	6,417,301	96,442	7,645	134,662

* Project expenditures include, but are not limited to, construction costs, design costs, permitting costs, advertising costs during the planning and procurement phase, equipment, work orders, and Program Management fees.

There may be some additional financial activity on these projects as the final payments are made and all of the purchase orders are closed-out. When the projects are closed-out remaining balances (savings) are reported to the School Board and returned to the Capital Reserve.

This is a budget and expenditure activity report, and is not a construction status report.
The accompanying introduction and notes are an integral part of this budget activity report.

Established 1915 BROWARD County Public Schools

SMART Program Budget Activity Report

Completed and Meets Standard Projects Detail Schedule for Quarter Ended March 31, 2025

SMART INVESTMENTS LEAD TO SMART STUDENTS.

GOB Referendum Approved by Voters on 11/4/2014 - 124 Months Since Approval

School/ Project	Original Budget	Current Budget	Prior Years Expenditures	Commitments	Current Year Expenditures	Balance
Sunrise Middle School						
School Choice Enhancement Project Number: P.001918	100,000	100,000	100,000	-	-	-
Sunset Lakes Elementary School						
Technology Infrastructure Upgrade Project Number: 366185001	9,000	-	-	-	-	-
Additional Computers to Close Gap Project Number: 366185002	195,000	194,803	194,803	-	-	-
Wireless Network Upgrade and CAT 6 Data Port Upgrade Project Number: 366185003	82,000	73,283	73,283	-	-	-
Music Instruments Project Number: 366185009	50,000	49,999	49,999	-	-	-
School Choice Enhancement Project Number: P.001718	100,000	100,000	100,000	-	-	-
Building Envelope Improvements (Roof, Window, Ext Wall, etc.), HVAC Improvements Project Number: P.001971	1,211,000	2,799,006	2,799,006	-	-	0
Sunshine Elementary Charter						
Charter School Technology Project Number: 540085004	86,916	86,895	86,895	-	-	-
Sunshine Elementary School						
Additional Computers to Close Gap Project Number: 117185002	190,000	189,970	189,970	-	-	-
Wireless Network Upgrade and CAT 6 Data Port Upgrade Project Number: 117185003	94,000	60,310	60,310	-	-	-

* Project expenditures include, but are not limited to, construction costs, design costs, permitting costs, advertising costs during the planning and procurement phase, equipment, work orders, and Program Management fees.

There may be some additional financial activity on these projects as the final payments are made and all of the purchase orders are closed-out. When the projects are closed-out remaining balances (savings) are reported to the School Board and returned to the Capital Reserve.

This is a budget and expenditure activity report, and is not a construction status report.
The accompanying introduction and notes are an integral part of this budget activity report.

Established 1915 BROWARD County Public Schools

SMART Program Budget Activity Report

Completed and Meets Standard Projects Detail Schedule for Quarter Ended March 31, 2025

SMART INVESTMENTS LEAD TO SMART STUDENTS.

GOB Referendum Approved by Voters on 11/4/2014 - 124 Months Since Approval

School/ Project	Original Budget	Current Budget	Prior Years Expenditures	Commitments	Current Year Expenditures	Balance
Sunshine Elementary School						
Music Instruments Project Number: 117185009	50,000	49,784	49,784	-	-	0
Building Envelope Improvements (Roof, Window, Ext Wall, etc.), Fire Alarm, Fire Sprinklers, HVAC Improvements Project Number: P.002079	1,166,000	3,948,448	3,623,476	21,374	147,671	155,927
School Choice Enhancement Project Number: P.002370	100,000	99,950	99,950	-	-	0
Tamarac Elementary School						
Technology Infrastructure Upgrade Project Number: 262185001	26,000	9,206	9,206	-	-	-
Additional Computers to Close Gap Project Number: 262185002	251,000	250,988	250,988	-	-	-
Wireless Network Upgrade and CAT 6 Data Port Upgrade Project Number: 262185003	134,000	89,195	89,195	-	-	-
Music Instruments Project Number: 262185009	50,000	49,998	49,998	-	-	0
Building Envelope Improvements (Roof, Window, Ext Wall, etc.), Fire Sprinklers, HVAC Improvements Project Number: P.001724	3,191,000	2,668,657	1,985,219	467,043	149,950	66,445
School Choice Enhancement Project Number: P.001761	100,000	99,939	99,939	-	-	-
Media Center improvements Project Number: P.002049	295,000	294,500	290,051	-	4,314	135

* Project expenditures include, but are not limited to, construction costs, design costs, permitting costs, advertising costs during the planning and procurement phase, equipment, work orders, and Program Management fees.

There may be some additional financial activity on these projects as the final payments are made and all of the purchase orders are closed-out. When the projects are closed-out remaining balances (savings) are reported to the School Board and returned to the Capital Reserve.

This is a budget and expenditure activity report, and is not a construction status report.
The accompanying introduction and notes are an integral part of this budget activity report.

Established 1915 BROWARD County Public Schools

SMART Program Budget Activity Report

Completed and Meets Standard Projects Detail Schedule for Quarter Ended March 31, 2025

SMART INVESTMENTS LEAD TO SMART STUDENTS.

GOB Referendum Approved by Voters on 11/4/2014 - 124 Months Since Approval

School/ Project	Original Budget	Current Budget	Prior Years Expenditures	Commitments	Current Year Expenditures	Balance
Taravella, J.P. High School						
Technology Infrastructure Upgrade Project Number: 275185001	429,000	289,381	289,381	-	-	-
Additional Computers to Close Gap Project Number: 275185002	788,000	787,980	787,980	-	-	-
Wireless Network Upgrade and CAT 6 Data Port Upgrade Project Number: 275185003	133,000	133,000	133,000	-	-	-
Music Instruments Project Number: 275185009	300,000	299,999	299,999	-	-	-
Track Resurfacing Project Number: P.002106	300,000	269,796	269,796	-	-	0
Weight Room Renovation Project Number: P.002156	121,000	121,000	121,000	-	-	-
School Choice Enhancement Project Number: P.002237	100,000	100,000	100,000	-	-	-
Technology and Support Services Center (TSSC)						
Technology and Support Services Infrastructure Project Number: 985885005	11,000,000	11,000,000	10,993,035	2,335	-	4,630
Tedder Elementary School						
Additional Computers to Close Gap Project Number: 057185002	90,000	89,916	89,916	-	-	-
Wireless Network Upgrade and CAT 6 Data Port Upgrade Project Number: 057185003	55,000	53,550	53,550	-	-	-

* Project expenditures include, but are not limited to, construction costs, design costs, permitting costs, advertising costs during the planning and procurement phase, equipment, work orders, and Program Management fees.

There may be some additional financial activity on these projects as the final payments are made and all of the purchase orders are closed-out. When the projects are closed-out remaining balances (savings) are reported to the School Board and returned to the Capital Reserve.

This is a budget and expenditure activity report, and is not a construction status report.
The accompanying introduction and notes are an integral part of this budget activity report.

Established 1915 BROWARD County Public Schools

SMART Program Budget Activity Report

Completed and Meets Standard Projects Detail Schedule for Quarter Ended March 31, 2025

SMART INVESTMENTS LEAD TO SMART STUDENTS.

GOB Referendum Approved by Voters on 11/4/2014 - 124 Months Since Approval

School/ Project	Original Budget	Current Budget	Prior Years Expenditures	Commitments	Current Year Expenditures	Balance
Tedder Elementary School						
Music Instruments Project Number: 057185009	50,000	49,999	49,999	-	-	-
School Choice Enhancement Project Number: P.001781	100,000	100,000	100,000	-	-	-
Tequesta Trace Middle School						
Technology Infrastructure Upgrade Project Number: 315185001	166,000	135,139	135,139	-	-	-
Additional Computers to Close Gap Project Number: 315185002	204,000	203,856	203,856	-	-	-
Wireless Network Upgrade and CAT 6 Data Port Upgrade Project Number: 315185003	72,000	61,293	61,293	-	-	-
Music Instruments Project Number: 315185009	100,000	99,996	99,996	-	-	0
School Choice Enhancement Project Number: P.002491	100,000	100,000	100,000	-	-	-
The Quest Center						
Additional Computers to Close Gap Project Number: 102185002	22,000	21,932	21,932	-	-	-
Wireless Network Upgrade and CAT 6 Data Port Upgrade Project Number: 102185003	54,000	42,202	42,202	-	-	-
Music Instruments Project Number: 102185009	50,000	48,951	48,951	-	-	-
School Choice Enhancement Project Number: P.001908	100,000	99,998	99,998	-	-	-

* Project expenditures include, but are not limited to, construction costs, design costs, permitting costs, advertising costs during the planning and procurement phase, equipment, work orders, and Program Management fees.

There may be some additional financial activity on these projects as the final payments are made and all of the purchase orders are closed-out. When the projects are closed-out remaining balances (savings) are reported to the School Board and returned to the Capital Reserve.

This is a budget and expenditure activity report, and is not a construction status report.
The accompanying introduction and notes are an integral part of this budget activity report.

Established 1915 BROWARD County Public Schools

SMART Program Budget Activity Report

Completed and Meets Standard Projects Detail Schedule for Quarter Ended March 31, 2025

SMART INVESTMENTS LEAD TO SMART STUDENTS.

GOB Referendum Approved by Voters on 11/4/2014 - 124 Months Since Approval

School/ Project	Original Budget	Current Budget	Prior Years Expenditures	Commitments	Current Year Expenditures	Balance
Thurgood Marshall Elementary School						
Additional Computers to Close Gap Project Number: 329185002	100,000	99,848	99,848	-	-	-
Wireless Network Upgrade and CAT 6 Data Port Upgrade Project Number: 329185003	49,000	5,937	5,937	-	-	-
Music Instruments Project Number: 329185009	50,000	-	-	-	-	-
ADA Restrooms, Building Envelope Improvements (Roof, Window, Ext Wall, etc.), HVAC Improvements Project Number: P.001674	1,999,736	4,426,433	4,227,809	35,171	21,252	142,201
School Choice Enhancement Project Number: P.002387	100,000	99,990	99,990	-	-	0
Tradewinds Elementary School						
Technology Infrastructure Upgrade Project Number: 348185001	4,000	3,969	3,969	-	-	-
Additional Computers to Close Gap Project Number: 348185002	314,000	313,806	313,806	-	-	-
Wireless Network Upgrade and CAT 6 Data Port Upgrade Project Number: 348185003	106,000	81,804	81,804	-	-	-
Music Instruments Project Number: 348185009	50,000	48,753	48,753	-	-	-

* Project expenditures include, but are not limited to, construction costs, design costs, permitting costs, advertising costs during the planning and procurement phase, equipment, work orders, and Program Management fees.

There may be some additional financial activity on these projects as the final payments are made and all of the purchase orders are closed-out. When the projects are closed-out remaining balances (savings) are reported to the School Board and returned to the Capital Reserve.

This is a budget and expenditure activity report, and is not a construction status report.
The accompanying introduction and notes are an integral part of this budget activity report.

Established 1915 BROWARD County Public Schools

SMART Program Budget Activity Report

Completed and Meets Standard Projects Detail Schedule for Quarter Ended March 31, 2025

SMART INVESTMENTS LEAD TO SMART STUDENTS.

GOB Referendum Approved by Voters on 11/4/2014 - 124 Months Since Approval

School/ Project	Original Budget	Current Budget	Prior Years Expenditures	Commitments	Current Year Expenditures	Balance
Tradewinds Elementary School						
Building Envelope Improvements (Roof, Window, Ext Wall, etc.), Conversion of Existing Space to Music and/or Art Lab(s), HVAC Improvements, Music Room Renovation, PE/Athletic Improvements Project Number: P.002129	1,711,000	3,718,908	3,718,283	-	-	625
School Choice Enhancement Project Number: P.002390	100,000	100,000	100,000	-	-	-
Tropical Elementary School						
Technology Infrastructure Upgrade Project Number: 073185001	66,000	35,375	35,375	-	-	-
Additional Computers to Close Gap Project Number: 073185002	132,000	131,934	131,934	-	-	-
Wireless Network Upgrade and CAT 6 Data Port Upgrade Project Number: 073185003	84,000	60,265	60,265	-	-	-
Music Instruments Project Number: 073185009	50,000	49,892	49,892	-	-	0
School Choice Enhancement Project Number: P.002866	100,000	99,994	99,994	-	-	-
Village Elementary School						
Additional Computers to Close Gap Project Number: 162185002	181,000	180,991	180,991	-	-	-

* Project expenditures include, but are not limited to, construction costs, design costs, permitting costs, advertising costs during the planning and procurement phase, equipment, work orders, and Program Management fees.

There may be some additional financial activity on these projects as the final payments are made and all of the purchase orders are closed-out. When the projects are closed-out remaining balances (savings) are reported to the School Board and returned to the Capital Reserve.

This is a budget and expenditure activity report, and is not a construction status report.
The accompanying introduction and notes are an integral part of this budget activity report.

Established 1915 BROWARD County Public Schools

SMART Program Budget Activity Report

Completed and Meets Standard Projects Detail Schedule for Quarter Ended March 31, 2025

SMART INVESTMENTS LEAD TO SMART STUDENTS.

GOB Referendum Approved by Voters on 11/4/2014 - 124 Months Since Approval

School/ Project	Original Budget	Current Budget	Prior Years Expenditures	Commitments	Current Year Expenditures	Balance
Village Elementary School						
Wireless Network Upgrade and CAT 6 Data Port Upgrade Project Number: 162185003	41,000	41,000	41,000	-	-	-
Music Instruments Project Number: 162185009	50,000	45,282	45,282	-	-	0
School Choice Enhancement Project Number: P.002209	100,000	99,940	99,940	-	-	-
Walker Elementary School						
Additional Computers to Close Gap Project Number: 032185002	69,000	68,849	68,849	-	-	-
Wireless Network Upgrade and CAT 6 Data Port Upgrade Project Number: 032185003	64,000	52,909	52,909	-	-	-
Music Instruments Project Number: 032185009	50,000	49,998	49,998	-	-	0
School Choice Enhancement Project Number: P.001771	100,000	99,996	99,996	-	-	0
Watkins Elementary School						
Technology Infrastructure Upgrade Project Number: 051185001	9,000	-	-	-	-	-
Additional Computers to Close Gap Project Number: 051185002	153,000	152,947	152,947	-	-	-
Wireless Network Upgrade and CAT 6 Data Port Upgrade Project Number: 051185003	46,000	38,164	38,164	-	-	-

* Project expenditures include, but are not limited to, construction costs, design costs, permitting costs, advertising costs during the planning and procurement phase, equipment, work orders, and Program Management fees.

There may be some additional financial activity on these projects as the final payments are made and all of the purchase orders are closed-out. When the projects are closed-out remaining balances (savings) are reported to the School Board and returned to the Capital Reserve.

This is a budget and expenditure activity report, and is not a construction status report.
The accompanying introduction and notes are an integral part of this budget activity report.

Established 1915 BROWARD County Public Schools

SMART Program Budget Activity Report

Completed and Meets Standard Projects Detail Schedule for Quarter Ended March 31, 2025

SMART INVESTMENTS LEAD TO SMART STUDENTS.

GOB Referendum Approved by Voters on 11/4/2014 - 124 Months Since Approval

School/ Project	Original Budget	Current Budget	Prior Years Expenditures	Commitments	Current Year Expenditures	Balance
Watkins Elementary School						
Music Instruments Project Number: 051185009	50,000	-	-	-	-	-
Building Envelope Improvements (Roof, Window, Ext Wall, etc.), Fire Sprinklers Project Number: P.002074	921,000	2,950,934	2,950,934	-	-	-
School Choice Enhancement Project Number: P.002411	100,000	99,933	99,933	-	-	-
Welleby Elementary School						
Technology Infrastructure Upgrade Project Number: 288185001	82,000	40,322	40,322	-	-	-
Additional Computers to Close Gap Project Number: 288185002	166,000	165,922	165,922	-	-	-
Wireless Network Upgrade and CAT 6 Data Port Upgrade Project Number: 288185003	103,000	63,863	63,863	-	-	-
Music Instruments Project Number: 288185009	50,000	49,764	49,764	-	-	0
School Choice Enhancement Project Number: P.002421	100,000	99,834	99,834	-	-	-
West Broward High School						
Additional Computers to Close Gap Project Number: 397185002	683,000	682,903	682,903	-	-	-
Wireless Network Upgrade and CAT 6 Data Port Upgrade Project Number: 397185003	83,000	82,949	82,949	-	-	-

* Project expenditures include, but are not limited to, construction costs, design costs, permitting costs, advertising costs during the planning and procurement phase, equipment, work orders, and Program Management fees.

There may be some additional financial activity on these projects as the final payments are made and all of the purchase orders are closed-out. When the projects are closed-out remaining balances (savings) are reported to the School Board and returned to the Capital Reserve.

This is a budget and expenditure activity report, and is not a construction status report.
The accompanying introduction and notes are an integral part of this budget activity report.

Established 1915 BROWARD County Public Schools

SMART Program Budget Activity Report

Completed and Meets Standard Projects Detail Schedule for Quarter Ended March 31, 2025

SMART INVESTMENTS LEAD TO SMART STUDENTS.

GOB Referendum Approved by Voters on 11/4/2014 - 124 Months Since Approval

School/ Project	Original Budget	Current Budget	Prior Years Expenditures	Commitments	Current Year Expenditures	Balance
West Broward High School						
Music Instruments Project Number: 397185009	300,000	299,974	299,974	-	-	-
School Choice Enhancement Project Number: P.001717	100,000	99,901	99,901	-	-	-
Track Resurfacing Project Number: P.002034	300,000	291,420	291,420	-	-	0
HVAC Improvements Project Number: P.002087	438,000	31,200	31,200	-	-	-
Weight Room Renovation Project Number: P.002152	121,000	120,997	120,997	-	-	0
West Hollywood Elementary School						
Additional Computers to Close Gap Project Number: 016185002	141,000	140,855	140,855	-	-	-
Wireless Network Upgrade and CAT 6 Data Port Upgrade Project Number: 016185003	39,000	31,224	31,224	-	-	-
Music Instruments Project Number: 016185009	50,000	49,992	49,992	-	-	0
Building Envelope Improvements (Roof, Window, Ext Wall, etc.), Fire Alarm, HVAC Improvements Project Number: P.001794	2,679,000	3,910,160	3,797,160	6,676	-	106,324
School Choice Enhancement Project Number: P.001809	100,000	99,978	99,978	-	-	0
Westchester Elementary School						
Technology Infrastructure Upgrade Project Number: 268185001	52,000	20,852	20,852	-	-	-

* Project expenditures include, but are not limited to, construction costs, design costs, permitting costs, advertising costs during the planning and procurement phase, equipment, work orders, and Program Management fees.

There may be some additional financial activity on these projects as the final payments are made and all of the purchase orders are closed-out. When the projects are closed-out remaining balances (savings) are reported to the School Board and returned to the Capital Reserve.

This is a budget and expenditure activity report, and is not a construction status report.
The accompanying introduction and notes are an integral part of this budget activity report.

Established 1915 BROWARD County Public Schools

SMART Program Budget Activity Report

Completed and Meets Standard Projects Detail Schedule for Quarter Ended March 31, 2025

SMART INVESTMENTS LEAD TO SMART STUDENTS.

GOB Referendum Approved by Voters on 11/4/2014 - 124 Months Since Approval

School/ Project	Original Budget	Current Budget	Prior Years Expenditures	Commitments	Current Year Expenditures	Balance
Westchester Elementary School						
Additional Computers to Close Gap Project Number: 268185002	205,000	204,859	204,859	-	-	-
Wireless Network Upgrade and CAT 6 Data Port Upgrade Project Number: 268185003	123,000	73,998	73,998	-	-	-
Music Instruments Project Number: 268185009	50,000	49,931	49,931	-	-	-
School Choice Enhancement Project Number: P.001705	100,000	99,994	99,994	-	-	-
Western High School						
Technology Infrastructure Upgrade Project Number: 283185001	297,000	255,229	255,229	-	-	-
Additional Computers to Close Gap Project Number: 283185002	668,000	667,869	667,869	-	-	-
Wireless Network Upgrade and CAT 6 Data Port Upgrade Project Number: 283185003	141,000	99,055	99,055	-	-	0
Music Instruments Project Number: 283185009	300,000	298,843	298,843	-	-	-
Track Resurfacing Project Number: P.002105	300,000	192,510	192,510	-	-	-
Weight Room Renovation Project Number: P.002153	121,000	120,988	120,988	-	-	-
School Choice Enhancement Project Number: P.002331	100,000	99,999	99,999	-	-	-

* Project expenditures include, but are not limited to, construction costs, design costs, permitting costs, advertising costs during the planning and procurement phase, equipment, work orders, and Program Management fees.

There may be some additional financial activity on these projects as the final payments are made and all of the purchase orders are closed-out. When the projects are closed-out remaining balances (savings) are reported to the School Board and returned to the Capital Reserve.

This is a budget and expenditure activity report, and is not a construction status report.
The accompanying introduction and notes are an integral part of this budget activity report.

Established 1915 BROWARD County Public Schools

SMART Program Budget Activity Report

Completed and Meets Standard Projects Detail Schedule for Quarter Ended March 31, 2025

SMART INVESTMENTS LEAD TO SMART STUDENTS.

GOB Referendum Approved by Voters on 11/4/2014 - 124 Months Since Approval

School/ Project	Original Budget	Current Budget	Prior Years Expenditures	Commitments	Current Year Expenditures	Balance
Westglades Middle School						
Technology Infrastructure Upgrade Project Number: 387185001	215,000	157,117	157,117	-	-	-
Additional Computers to Close Gap Project Number: 387185002	304,000	303,928	303,928	-	-	-
Wireless Network Upgrade and CAT 6 Data Port Upgrade Project Number: 387185003	25,000	18,296	18,296	-	-	-
Music Instruments Project Number: 387185009	100,000	99,992	99,992	-	-	-
Building Envelope Improvements (Roof, Window, Ext Wall, etc.) Project Number: P.002131	2,837,000	4,407,040	3,750,444	-	340,858	315,738
School Choice Enhancement Project Number: P.002345	100,000	100,000	100,000	-	-	-
Westpine Middle School						
Technology Infrastructure Upgrade Project Number: 205285001	9,000	6,138	6,138	-	-	-
Additional Computers to Close Gap Project Number: 205285002	236,000	235,969	235,969	-	-	-
Wireless Network Upgrade and CAT 6 Data Port Upgrade Project Number: 205285003	136,000	109,275	109,275	-	-	-
Music Instruments Project Number: 205285009	100,000	99,991	99,991	-	-	-
School Choice Enhancement Project Number: P.002321	100,000	99,999	99,999	-	-	-

* Project expenditures include, but are not limited to, construction costs, design costs, permitting costs, advertising costs during the planning and procurement phase, equipment, work orders, and Program Management fees.

There may be some additional financial activity on these projects as the final payments are made and all of the purchase orders are closed-out. When the projects are closed-out remaining balances (savings) are reported to the School Board and returned to the Capital Reserve.

This is a budget and expenditure activity report, and is not a construction status report.
The accompanying introduction and notes are an integral part of this budget activity report.

Established 1915 BROWARD County Public Schools

SMART Program Budget Activity Report

Completed and Meets Standard Projects Detail Schedule for Quarter Ended March 31, 2025

SMART INVESTMENTS LEAD TO SMART STUDENTS.

GOB Referendum Approved by Voters on 11/4/2014 - 124 Months Since Approval

School/ Project	Original Budget	Current Budget	Prior Years Expenditures	Commitments	Current Year Expenditures	Balance
Westwood Heights Elementary School						
Additional Computers to Close Gap Project Number: 063185002	82,000	81,941	81,941	-	-	-
Wireless Network Upgrade and CAT 6 Data Port Upgrade Project Number: 063185003	52,000	42,111	42,111	-	-	-
Music Instruments Project Number: 063185009	50,000	49,402	49,402	-	-	-
School Choice Enhancement Project Number: P.001782	100,000	99,991	99,991	-	-	-
Building Envelope Improvements (Roof, Window, Ext Wall, etc.), HVAC Improvements, Media Center improvements Project Number: P.001993	1,720,000	4,225,196	4,225,196	-	-	-
Whiddon-Rogers Education Center						
Technology Infrastructure Upgrade Project Number: 045285001	18,000	17,692	17,692	-	-	-
Additional Computers to Close Gap Project Number: 045285002	50,000	49,983	49,983	-	-	-
Wireless Network Upgrade and CAT 6 Data Port Upgrade Project Number: 045285003	136,000	132,232	132,232	-	-	-
Music Instruments Project Number: 045285009	50,000	49,999	49,999	-	-	-
School Choice Enhancement Project Number: P.001702	100,000	99,998	99,998	-	-	-

* Project expenditures include, but are not limited to, construction costs, design costs, permitting costs, advertising costs during the planning and procurement phase, equipment, work orders, and Program Management fees.

There may be some additional financial activity on these projects as the final payments are made and all of the purchase orders are closed-out. When the projects are closed-out remaining balances (savings) are reported to the School Board and returned to the Capital Reserve.

This is a budget and expenditure activity report, and is not a construction status report.
The accompanying introduction and notes are an integral part of this budget activity report.

Established 1915 BROWARD County Public Schools

SMART Program Budget Activity Report

Completed and Meets Standard Projects Detail Schedule for Quarter Ended March 31, 2025

SMART INVESTMENTS LEAD TO SMART STUDENTS.

GOB Referendum Approved by Voters on 11/4/2014 - 124 Months Since Approval

School/ Project	Original Budget	Current Budget	Prior Years Expenditures	Commitments	Current Year Expenditures	Balance
Whispering Pines Education Center						
Wireless Network Upgrade and CAT 6 Data Port Upgrade Project Number: 175285003	33,000	31,706	31,706	-	-	-
Music Instruments Project Number: 175285009	50,000	-	-	-	-	-
School Choice Enhancement Project Number: P.002921	100,000	100,000	100,000	-	-	-
Wilton Manors Elementary School						
Additional Computers to Close Gap Project Number: 019185002	129,000	128,622	128,622	-	-	-
Wireless Network Upgrade and CAT 6 Data Port Upgrade Project Number: 019185003	40,000	-	-	-	-	-
Music Instruments Project Number: 019185009	50,000	47,119	47,119	-	-	-
School Choice Enhancement Project Number: P.002451	100,000	99,940	99,940	-	-	-
Wingate Oaks Center						
Technology Infrastructure Upgrade Project Number: 099185001	103,000	102,986	102,986	-	-	-
Additional Computers to Close Gap Project Number: 099185002	11,000	10,967	10,967	-	-	-
Wireless Network Upgrade and CAT 6 Data Port Upgrade Project Number: 099185003	61,000	48,854	48,854	-	-	-

* Project expenditures include, but are not limited to, construction costs, design costs, permitting costs, advertising costs during the planning and procurement phase, equipment, work orders, and Program Management fees.

There may be some additional financial activity on these projects as the final payments are made and all of the purchase orders are closed-out. When the projects are closed-out remaining balances (savings) are reported to the School Board and returned to the Capital Reserve.

This is a budget and expenditure activity report, and is not a construction status report.
The accompanying introduction and notes are an integral part of this budget activity report.

Established 1915 BROWARD County Public Schools

SMART Program Budget Activity Report

Completed and Meets Standard Projects Detail Schedule for Quarter Ended March 31, 2025

SMART INVESTMENTS LEAD TO SMART STUDENTS.

GOB Referendum Approved by Voters on 11/4/2014 - 124 Months Since Approval

School/ Project	Original Budget	Current Budget	Prior Years Expenditures	Commitments	Current Year Expenditures	Balance
Wingate Oaks Center						
Music Instruments Project Number: 099185009	50,000	-	-	-	-	-
School Choice Enhancement Project Number: P.001929	100,000	100,000	100,000	-	-	-
Winston Park Elementary School						
Technology Infrastructure Upgrade Project Number: 309185001	73,000	73,000	73,000	-	-	-
Additional Computers to Close Gap Project Number: 309185002	360,000	359,978	359,978	-	-	-
Wireless Network Upgrade and CAT 6 Data Port Upgrade Project Number: 309185003	124,000	102,484	102,484	-	-	-
Music Instruments Project Number: 309185009	50,000	49,963	49,963	-	-	-
Art Room Renovation and Equipment, Building Envelope Improvements (Roof, Window, Ext Wall, etc.), Conversion of Existing Space to Music and/or Art Lab(s), Fire Sprinklers, HVAC Improvements, Music Room Renovation Project Number: P.001981	2,681,000	1,988,940	1,988,939	-	-3,033	3,034
School Choice Enhancement Project Number: P.002208	100,000	99,989	99,989	-	-	-

* Project expenditures include, but are not limited to, construction costs, design costs, permitting costs, advertising costs during the planning and procurement phase, equipment, work orders, and Program Management fees.

There may be some additional financial activity on these projects as the final payments are made and all of the purchase orders are closed-out. When the projects are closed-out remaining balances (savings) are reported to the School Board and returned to the Capital Reserve.

This is a budget and expenditure activity report, and is not a construction status report.
The accompanying introduction and notes are an integral part of this budget activity report.

Established 1915 BROWARD County Public Schools

SMART Program Budget Activity Report

Completed and Meets Standard Projects Detail Schedule for Quarter Ended March 31, 2025

SMART INVESTMENTS LEAD TO SMART STUDENTS.

GOB Referendum Approved by Voters on 11/4/2014 - 124 Months Since Approval

School/ Project	Original Budget	Current Budget	Prior Years Expenditures	Commitments	Current Year Expenditures	Balance
Young, Virginia Shuman Elementary School						
Technology Infrastructure Upgrade Project Number: 332185001	43,000	39,085	39,085	-	-	-
Additional Computers to Close Gap Project Number: 332185002	145,000	144,890	144,890	-	-	-
Wireless Network Upgrade and CAT 6 Data Port Upgrade Project Number: 332185003	84,000	50,932	50,932	-	-	-
Music Instruments Project Number: 332185009	50,000	49,562	49,562	-	-	0
School Choice Enhancement Project Number: P.002241	100,000	99,904	99,904	-	-	-
Young, Walter C. Middle School						
Technology Infrastructure Upgrade Project Number: 300185001	182,000	155,271	155,271	-	-	-
Additional Computers to Close Gap Project Number: 300185002	212,000	211,976	211,976	-	-	-
Wireless Network Upgrade and CAT 6 Data Port Upgrade Project Number: 300185003	90,000	72,161	72,161	-	-	-
Music Instruments Project Number: 300185009	100,000	99,993	99,993	-	-	-
School Choice Enhancement Project Number: P.001961	100,000	100,000	100,000	-	-	-

* Project expenditures include, but are not limited to, construction costs, design costs, permitting costs, advertising costs during the planning and procurement phase, equipment, work orders, and Program Management fees.

There may be some additional financial activity on these projects as the final payments are made and all of the purchase orders are closed-out. When the projects are closed-out remaining balances (savings) are reported to the School Board and returned to the Capital Reserve.

This is a budget and expenditure activity report, and is not a construction status report.
The accompanying introduction and notes are an integral part of this budget activity report.

Established 1915 BROWARD County Public Schools

SMART Program Budget Activity Report

Completed and Meets Standard Projects Detail Schedule for Quarter Ended March 31, 2025

SMART INVESTMENTS LEAD TO SMART STUDENTS.

GOB Referendum Approved by Voters on 11/4/2014 - 124 Months Since Approval

School/ Project	Original Budget	Current Budget	Prior Years Expenditures	Commitments	Current Year Expenditures	Balance
Young, Walter C. Middle School						
Building Envelope Improvements (Roof, Window, Ext Wall, etc.), HVAC Improvements, Media Center improvements, Replacement of building 1 Project Number: P.002010	9,213,000	15,885,560	14,228,559	287,873	274,818	1,094,310

* Project expenditures include, but are not limited to, construction costs, design costs, permitting costs, advertising costs during the planning and procurement phase, equipment, work orders, and Program Management fees.

There may be some additional financial activity on these projects as the final payments are made and all of the purchase orders are closed-out. When the projects are closed-out remaining balances (savings) are reported to the School Board and returned to the Capital Reserve.

This is a budget and expenditure activity report, and is not a construction status report.
The accompanying introduction and notes are an integral part of this budget activity report.

Established 1915 BROWARD County Public Schools

SMART Program Budget Activity Report

Completed and Meets Standard Projects Detail Schedule for Quarter Ended March 31, 2025

SMART INVESTMENTS LEAD TO SMART STUDENTS.

GOB Referendum Approved by Voters on 11/4/2014 - 124 Months Since Approval

	Original Budget	Current Budget	Prior Years Expenditures	Commitments	Current Year Expenditures	Balance
Projects Totals	$485,539,529	$744,387,162	$667,873,414	$14,741,236	$24,649,006	$37,123,506
(Less) DEFP	$4,329,304	$4,329,304	$4,265,327	$6,777	$15,929	$41,271
SMART	$481,210,225	$740,057,858	$663,608,087	$14,734,459	$24,633,077	$37,082,235

* Project expenditures include, but are not limited to, construction costs, design costs, permitting costs, advertising costs during the planning and procurement phase, equipment, work orders, and Program Management fees.

There may be some additional financial activity on these projects as the final payments are made and all of the purchase orders are closed-out. When the projects are closed-out remaining balances (savings) are reported to the School Board and returned to the Capital Reserve.

This is a budget and expenditure activity report, and is not a construction status report.
The accompanying introduction and notes are an integral part of this budget activity report.

Established 1915 BROWARD County Public Schools

Section 7

Economic Development & Diversity Compliance Department

Supplier Diversity Outreach Program

Wanda Paul
Chief Operations & Facilities Officer

EXECUTIVE SUMMARY

The Economic Development & Diversity Compliance Department (EDDC) oversees the District's Supplier Diversity Outreach Program (SDOP) and operates through Standard Operating Procedures in accordance with The School Board of Broward County, Florida (SBBC), Policy 3330. Policy 3330 was adopted to remedy the ongoing effects of identified marketplace discrimination that continues to adversely affect the participation of Emerging/Small/Veteran/Minority/Women Business Enterprises (E/S/V/M/WBE) in all solicitations and awards of contracts for the purchase of services, goods, or supplies.

The SDOP SMART Bond Program Report is comprised of the following sections that detail the commitment and utilization of the District's diverse suppliers:

1. CERTIFICATION ACTIVITIES
1.1 FY25 Q3 Certified Firms By Ethnicity and Gender and Industry Category
2. SDOP TARGETED MARKETING ACTIVITIES
2.1 FY25 Q3 SDOP Marketing Report
3. SMART BOND CONTRACT AWARDS
3.1 FY25 Q3 Construction Awarded Contracts
4. SMART PROJECTS SUB CONTRACTOR COMMITMENT BY ETHNICITY & GENDER
4.1 FY25 Q3 Sub Commitment by Ethnicity & Gender
5. SMART BOND CUMULATIVE SPEND
5.1 FY25 Q3 Value of Purchase Orders to Certified Firms per SMART Category
5.2 FY25 Q3 Value of Purchase Orders to Certified Firms by Ethnicity and Gender
6. CUMULATIVE SPEND TO CERTIFIED FIRMS BASED ON PURCHASE ORDERS
6.1 EDDC SOCIAL MEDIA HANDLES

1.1 FY25 Q3 CERTIFICATION
BY ETHNICITY & GENDER AND INDUSTRY CATEGORY[1]

Certified Firms by Ethnicity & Gender	FY25 Q2 Certified Firms	FY25 Q3 Certified Firms	Construction	Architecture & Engineering	Professional Services	Goods	Other Services
African American Male	150	151	58	7	19	13	54
African American Female	135	141	27	1	28	12	73
Asian American Male	20	20	1	7	1	2	9
Asian American Female	13	13	4	2	3	1	3
Hispanic American Male	140	142	69	19	6	11	37
Hispanic American Female	125	132	52	10	11	18	41
Veteran Business Enterprise Male	1	2	0	0	0	1	1
Veteran Business Enterprise Female	1	2	0	0	0	0	2
Caucasian Female (WBE)	108	109	37	7	19	7	39
Non-Minority Male (SBE)	72	71	32	9	6	9	15
Total	765	783	280	62	93	74	274
Male-owned Certified Firms	383	386	160	42	32	36	116
Female-owned Certified Firms	382	397	120	20	61	38	158

Notes:
[1]*Certified firms may be categorized under multiple industry categories.*

2.1 FY25 Q3 SDOP MARKETING REPORT

EDDC marketing and outreach activities seek to maximize engagement, utilization, and awards to emerging, small, minority, veteran, and women-owned businesses in District procurement opportunities.

MARKETING ACTIVITIES

FY25 Q2 ACTIVITIES		
404 EDDC Concierge Service	94 Community & Stakeholder Meetings	1483 One-on-One Technical Assistance
FY25 Q3 ACTIVITIES		
729 EDDC Concierge Service	96 Community & Stakeholder Meetings	2982 One-on-One Technical Assistance

EDDC HOSTED EVENTS & TRAINING

Date	EDDC Outreach Events	In-Person Attendees	Virtual Attendees	Total Attendees
February 20, 2025	**EDDC Brunch & Learn:** Connecting Small Business with Corporations **Presented By:** Florida State Minority Supplier Development Council	226	N/A	226
March 20, 2025	**EDDC Brunch & Learn:** How to Access Business Grants & Loans and Use AI to Apply **Presented By:** Miami Dade College, Self-Help Credit Union, Avatar Buddy, and the Grant Professional Association	176	N/A	176
April 2, 2025	**Workshop:** 3-part Certification Series **Part 1:** Certification Basics **Presented by:** Small Business Administration, Broward County, & the Broward County Black Chamber of Commerce	N/A	507	507
	Total Attendees	**402**	**507**	**909**



EDDC Brunch & Learn guest presenter Beatrice Louissant, CEO, Florida State Minority Supplier Development Council

2.1 FY25 Q3 SDOP MARKETING REPORT CONTINUED

EDDC PARTNER EVENTS

Date	Partner Event Participation	Engagement Total
February 5, 2025	**Small Business Funding Roundtable** **Sponsor:** Brickell Capital Finance	15
February 6, 2025	**Broward Supplier Development Exchange** **Sponsor:** City of Miramar	41
March 13, 2025	**South Florida Business Conference& Expo** **Sponsor:** Broward County Chamber of Commerce	98
	TOTAL ENGAGEMENT	**154**



Phillip Dickey, Miami Dade College



EDDC Brunch & Learn: How to Access Business Grants & Loans and Use AI to Apply

New EDDC YouTube Channel

During the reporting period, EDDC launched a new YouTube channel to continue to expand its online presence. The channel, which can be found at https://www.youtube.com/@BCPSEDDC, will serve as a valuable resource for the community to learn about economic development opportunities within the District.



2.1 FY25 Q3 SDOP MARKETING REPORT CONTINUED

EDDC QUARTERLY NEWSLETTER - *ON POINT WITH EDDC*

EDDC's newsletter is a quarterly publication designed to inform the community of news, events, procurement opportunities, and departmental accomplishments.

ON POINT WITH EDDC

BROWARD COUNTY PUBLIC SCHOOLS EST. 1915

Volume I FY25 Q3

Economic Development & Diversity Compliance

CELEBRATING SMALL BUSINESS MONTH HONORING THE BACKBONE OF OUR ECONOMY

In May 2025, Small Business Month is recognized nationwide. From family-owned restaurants to essential products and services, small businesses create local jobs and reinvest profits back into our neighborhoods and schools. According to the *American Independent Business Alliance*, dollars spent at small businesses recirculate through the local economy 2-4 times more than money spent at non-local companies, creating "more local wealth, charitable contributions, and jobs." Participate in EDDC's ***#buybroward Initiative*** and use our 2024-2026 Inaugural Business Directory to support Broward-based firms today and every day.



You didn't come this far to only come this far.
Matthew Reilly, Author

Potential Upcoming BCPS Contract Opportunities

1. 25-26 ESE PK Agencies Contracts
2. Host Configuration Protocol (DHCP) System
3. Emergency Responder Radio Communication Systems
4. Fresh Produce for Cafeterias
5. Grid Testing-BDA-DAQ
6. Group Disability Coverage for School Board Employees
7. Group Medical Benefits for School Board Employees
8. Intercom
9. Legal and Letter Copy Paper
10. Property and Casualty Insurance Brokerage Services
11. Retirement Plan Administration and
12. Investment Management Services
13. School Food Handler Staff Training Program
14. Student and Family Internet Access
15. Third Party Administrative Services for Casualty Lines Claims
16. Vaping Detection Sensors

Explore Active Bids on DemandStar.com
Agency Name:
The School Board of Broward County, Florida



EDDC participated in the Brickell Capital Finance (BCF) Roundtable. BCF offers business loans, merchant solutions and other services.

EDDC Launches New YouTube Channel



We are pleased to announce the launch of the new EDDC YouTube channel: @BCPSEDDC, creating an innovative platform to showcase initiatives and unlock keys to business growth and sustainability. This digital presence will serve as a valuable resource for local, small businesses, and community stakeholders featuring full-length trainings, and highlights from workshops and outreach events. Subscribe today, and don't forget to *Like* and *Share*.

WWW.BROWARDSCHOOLS.COM/EDDC | 754.321.0770

3.1 FY25 Q3 CONSTRUCTION AWARDED CONTRACTS

Board Date	1/22/2025		
Solicitation #	FY25-052		
Project #	P.001836		
Contract Description	Margate MS School SMART Program Renovations		
Prime Contractor	James B. Pirtle Construction Company, Inc.		
Self-Performing Certified Prime	No		
Subcontractor	Demcon Group, LLC	Arso Enterprises, Inc.	C&F Electric, Inc
Ethnicity	Non-Minority Male (SBE)	Hispanic American	Non-Minority Male (SBE)
Gender	Male	Male	Male
Contract Amount	$15,975,000.00		
Contract Goal Percent	20.59%		
S/V/M/WBE Commitment $	$106,827.00	$298,404.00	$2,884,400.00
S/V/M/WBE Commitment %	0.67%	1.87%	18.06%

4.1

SMART PROJECTS

SUB COMMITMENT BY ETHNICITY AND GENDER

FY25 Q3		
ETHNICITY	$ COMMITMENT BASED ON TOTAL CONTRACT AWARDS	% COMMITMENT BASED ON TOTAL CONTRACT AWARDS
AFRICAN-AMERICAN MALE (MBE)	$0	0.00%
AFRICAN-AMERICAN FEMALE (MBE)	$0	0.00%
ASIAN-AMERICAN MALE (MBE)	$0	0.00%
ASIAN-AMERICAN FEMALE (MBE)	$0	0.00%
HISPANIC-AMERICAN MALE (MBE)	$0	0.00%
HISPANIC-AMERICAN FEMALE (MBE)	$298,404.00	9.07%
CAUCASIAN FEMALE (WBE)	$0	0.00%
NON-MINORITY MALE (SBE)	$2,991,227.00	90.93%
VETERAN-OWNED (VBE)	$0	0.00%
CERTIFIED SUBTOTAL	$3,289,631.00	100.00%
NON-CERTIFIED SUBTOTAL	$0	0.00%
TOTAL	$3,289,631.00	100.00%

FY25 Q3 AWARDED PROJECT

1. FY25-052_P.001836

Margate MS School
SMART Program Renovations
Prime: James B. Pirtle Construction Company, Inc.
Contract Amount: $15,975,000.00

5.1 FY15 - FY25 Q3 CUMULATIVE CERTIFIED COMMITMENT & SPEND BY SMART CATEGORY

S SAFETY	M MUSIC + ART	A ATHLETICS	R RENOVATION	T TECHNOLOGY
$18,240,145.11	$ 0	$12,699.00	$547,955,124.94	$ 0

RENOVATION ONLY	$123,922,324.27
RENOVATION & ATHLETICS	$3,503,344.25
RENOVATION & SAFETY	$330,331,210.62
RENOVATION & MUSIC + ART	$16,487,609.82
RENOVATION, SAFETY, MUSIC+ART	$57,661,921.31
RENOVATION, SAFETY, ATHLETICS	$12,666,662.29
RENOVATION, ATHLETICS, MUSIC+ART	$3,382,052.38

TOTAL CUMULATIVE COMMITMENT & SPEND: $566,207,969.05

Note: Source data provided by BCPS Capital Budget Department.

5.2 FY15 - FY25 Q3 CUMULATIVE CERTIFIED COMMITMENT & SPEND BY ETHNICITY AND GENDER

SMART CONTRACTS ACTUAL SPEND					
By Ethnicity &Gender	Certified Prime Spend Total (FY15 Q2 – FY25 Q3)[1]	Cumulative Spend % Based on Overall Total	Cumulative Spend % Based on Certified Total	Sub Contractor/Consultant Committments[2] (FY22 Q4 – FY25 Q3)	
African American-owned	$92,120,981.13	4.77%	16.27%	$18,093,979.97	13.97%
Asian American-owned	$13,874,557.35	0.72%	2.45%	$0.00	0.00%
Hispanic American-owned	$419,017,862.72	21.71%	74.00%	$66,624,885.99	51.43%
Native American-owned	$0.00	0.00%	0.00%	$0.00	0.00%
Non-Minority Male (SBE)	$7,639,589.45	0.40%	1.35%	$19,346,606.75	14.94%
Veteran-owned (VBE)	$0	0.00%	0.00%	$0.00	0.00%
White Female (WBE)	$33,554,978.40	1.74%	5.93%	$25,472,303.71	19.66%
Total Certified Spend	**$566,207,969.05**	**29.34%**	**100.00%**	**$129,537,776.41**	**100.00%**
Total Non-Certified Spend	**$1,363,819,243.75**	**70.66%**			
Total Spend	**$1,930,027,212.80**	**100.00%**			

Notes:
[1] *Source: BCPS Capital Budget Department*
[2] *Tracking of Sub Commitment data began in FY22 Q4.*



Section 8

Communications

Yvonne Garth,
Garth Solutions | AECOM Team

INTRODUCTION

INFORM, EDUCATE & ENGAGE

This report highlights the significant progress made in upgrading schools across Broward County in the first three months of 2025. Supported by the SMART Bond Program, these initiatives demonstrate the District's ongoing commitment to improving educational facilities and enhancing the learning environment for students.

This quarter's highlights consist of two ribbon-cutting ceremonies, one at Stranahan High School to celebrate their new cafeteria renovation and the other at Park Springs Elementary School for their new art and music rooms. The SMART Communications team worked to bring attention to the two schools through blogs, videos, and photographs. The team also created invitation flyers and fact sheets for the ribbon-cutting ceremonies, helping to inform the public of the school's SMART projects. Additionally, the team reached out to local media to have the school's ribbon-cutting ceremonies featured in several outlets.

In March of this quarter, the Bond Oversight Committee held their quarterly meeting at Margate Elementary School, giving the Committee the opportunity to see Margate Elementary's new building addition and play court. The SMART Communications team also worked alongside the Economic Development & Diversity Compliance (EDDC) department to develop communication materials for their events this quarter.

This quarter, the SMART Communications team continued actively documenting and sharing updates on various projects through social media, website updates, and in-person events. The team conducted **16 school visits** for photo and video documentation and published **81 social media posts** across three platforms, reaching over **3,000 followers**.











CELEBRATING MILESTONES

RIBBON-CUTTING CEREMONIES

PARK SPRINGS ELEMENTARY SCHOOL ART & MUSIC ROOMS RIBBON-CUTTING CEREMONY

CEREMONY DATE: FEBRUARY 6, 2025

On February 6, 2025, Park Springs Elementary School held a ribbon-cutting ceremony to unveil their newly updated art and music rooms. Notable figures such as Superintendent of Schools Dr. Howard Hepburn and District 4 Board Member Lori Alhadeff were joined by members of the school community, including the principal, teachers, alumni, parents, and students, to mark the occasion.







View the event video
SCAN ME

Read the blog post
SCAN ME







FEATURED IN LOCAL MEDIA

The Park Springs Elementary ribbon-cutting was featured in two local media outlets: Coral Springs Talk and TAPinto Coral Springs. The ribbon-cutting ceremony was also featured on the City of Coral Springs social media channels.



SCAN ME



SCAN ME



CELEBRATING MILESTONES

RIBBON-CUTTING CEREMONIES

STRANAHAN HIGH SCHOOL NEW CAFETERIA RIBBON-CUTTING CEREMONY

CEREMONY DATE: FEBRUARY 13, 2025



On February 13, 2025, Stranahan High School held a ribbon-cutting ceremony to unveil their new cafeteria. Notable figures such as Superintendent of Schools Dr. Howard Hepburn, Board Chair Debra Hixon, and Board Vice-Chair Sarah Leonardi were joined by members of the school community, including the principal, teachers, alumni, and students to mark the occasion.

Through their collective efforts, students, parents, and faculty transformed a long-awaited vision into a new cafeteria building. This modern space now serves as a central hub for nourishment and connection. The ceremony featured the school's marching band and cheerleaders as well as a delicious breakfast by the culinary program.







View the event video
SCAN ME

Read the blog post
SCAN ME







FEATURED IN LOCAL MEDIA

Stranahan High School's ribbon-cutting ceremony was featured on CBS News Miami. They highlighted the school's new cafeteria.



CELEBRATING MILESTONES

BOND OVERSIGHT COMMITTEE QUARTERLY MEETING

BOND OVERSIGHT COMMITTEE VISITS MARGATE ELEMENTARY SCHOOL

Our SMART Communications team and other SMART program teams collaborated to compile various components of the Bond Oversight Committee (BOC) report for submission. Together we developed and finalized materials for the FY25 Q2 BOC Report. Additionally, we are currently updating website content for each District, incorporating the latest BOC data.

The committee held its quarterly meeting at Margate Elementary School on March 20, 2025, allowing committee members to see the school's remarkable improvements firsthand. Margate Elementary had recently held a ribbon-cutting ceremony on November 2024 to celebrate the grand opening of its new classroom building and play court.

During the session, members discussed several key issues and proposed recommendations to be shared with the School Board of Broward County.

Bond Oversight Committee
The BOC committee provides independent, external oversight of Broward County Public Schools' improvements identified by the Safety, Music & Art, Athletics, Renovation, and Technology (SMART) Bond Program.



Read the FY25 Q2 Bond Oversight Committee Quarterly Report

SCAN ME









MULTIFACETED OUTREACH

KEEPING THE COMMUNITY INFORMED

3 MEDIA MENTIONS THIS QUARTER

The SMART Bond Program continues to garner significant media attention, highlighting its ongoing impact on Broward County's educational landscape. Key highlights from recent coverage include:

- **Park Springs Elementary School's new art and music rooms** were covered by local outlets like **Coral Springs Talk** and **TAPinto Coral Springs**.
- **Stranahan High School's new cafeteria** was covered by **CBS News Miami.**

Coral Springs Talk SCAN ME

TAP into Coral Springs SCAN ME



16 SCHOOL VISITS THIS QUARTER

The SMART Communications team continued our regular school visits this quarter to capture the captivating transformations occurring at schools district-wide. This quarter, 16 schools were visited to capture photos and videos, showcasing the ongoing progress of the SMART program.



PLANTATION HS



SILVER LAKES MS

2 BLOG POSTS

The SMART Communications team published two blog posts this quarter. One post showcased the ribbon-cutting ceremony for the updated art and music rooms at **Park Springs Elementary School,** while the other post highlighted **Stranahan High School's** ribbon-cutting ceremony for the school's new cafeteria. The posts on the SMART Program website play a crucial role in communicating and celebrating the latest achievements of the SMART Program.

Read the latest SMART Program updates

SCAN ME

MULTIFACETED OUTREACH

SMALL BUSINESS OUTREACH – ECONOMIC DEVELOPMENT AND DIVERSITY COMPLIANCE

ELEVATE, EMPOWER, CONNECT

During the month of March, the Economic Development & Diversity Compliance (EDDC) department hosted a Brunch & Learn. This Brunch & Learn offered valuable insights into how local entrepreneurs and small business owners can access grants and loans to grow their ventures.

Attendees learned practical strategies for identifying funding opportunities and leveraging AI tools to streamline the application process. The session featured expert speakers, who provided valuable tips on developing funding strategies and leveraging exclusive resources.

Participants left with the tools and confidence to pursue funding opportunities with clarity and direction. The Communications team collaborated with EDDC to design the flyer, ensuring it was visually engaging for social media and fully ADA compliant for accessibility.



WINTER CONSTRUCTION INITIATIVES

During the month of January, the Communications team worked on different initiatives in order to showcase the work completed during winter break.

WINTER CONSTRUCTION NEWSLETTER

In an effort to keep the community informed, the Communications team sent out an email newsletter with information on the winter construction initiatives that took place during the break to enhance our school campuses.

SOCIAL MEDIA CAMPAIGN

A winter break social media campaign was rolled out during the month of January. Posts consisted of winter construction pictures, footage, and fun emojis.



MULTIFACETED OUTREACH

INFORMING THROUGH SOCIAL MEDIA

This quarter, the SMART Communications team published **81 social media posts** to over **3,000 followers** across three social media platforms. These posts highlight SMART Program updates at Broward County Public Schools with recent photos and information to keep the public informed.

TOP POSTS ON FACEBOOK

BCPS SMART Futures
Fri 3/7/2025 10:14 am EST

Celebrating Stranahan High School's new cafeteria! 🍽️ 🍎



Total Engagements	13
Reactions	1
Comments	0
Shares	0
Post Link Clicks	—
Other Post Clicks	12

BCPS SMART Futures
Tue 3/11/2025 11:21 am EDT

Here's an inside look at the celebration for Stranahan High School's brand new cafeteria! 🏫 🎉



Total Engagements	7
Reactions	3
Comments	0
Shares	0
Post Link Clicks	—
Other Post Clicks	4

BCPS SMART Futures
Thu 3/13/2025 10:54 am EDT

Exciting renovations and upgrades are currently underway in the Music and Art Rooms at Lyons Creek Middle...



Total Engagements	6
Reactions	1
Comments	0
Shares	0
Post Link Clicks	—
Other Post Clicks	5

MULTIFACETED OUTREACH

INFORMING THROUGH SOCIAL MEDIA

TOP POSTS ON X

@BCPS_SMART
Tue 3/25/2025 12:06 pm EDT

Blanche Ely High School's bus loop is getting updates with new shading to protect students from the elements....



Total Engagements	103
Likes	3
@Replies	0
Reposts	2
Post Link Clicks	3
Other Post Clicks	95
Other Engagements	0

@BCPS_SMART
Tue 3/11/2025 12:11 pm EDT

Here's an inside look at Stranahan High School's brand new cafeteria! 🏫 🎉



Total Engagements	68
Likes	14
@Replies	0
Reposts	3
Post Link Clicks	—
Other Post Clicks	51
Other Engagements	0

@BCPS_SMART
Tue 2/11/2025 3:24 pm EST

Coconut Creek High School #WinterConstruction Updates ⬇️
Building #2 is undergoing: 🔥 Fire...



Total Engagements	42
Likes	1
@Replies	0
Reposts	1
Post Link Clicks	—
Other Post Clicks	38
Other Engagements	2

MULTIFACETED OUTREACH

INFORMING THROUGH SOCIAL MEDIA

TOP POSTS ON INSTAGRAM

bcps_smart
Fri 2/14/2025 5:54 pm EST

Celebrating @shs_magnet's brand new cafeteria!



Total Engagements	242
Likes	143
Comments	2
Shares	95
Saves	2

bcps_smart
Tue 3/11/2025 12:11 pm EDT

Here's an inside look at Stranahan High School's brand new cafeteria! 🏫🎉



Total Engagements	163
Likes	53
Comments	0
Shares	110
Saves	0

bcps_smart
Fri 3/7/2025 2:55 pm EST

Celebrating Stranahan High School's new cafeteria! 🍽️🍎



Total Engagements	43
Likes	34
Comments	0
Shares	8
Saves	1

FOLLOW
THE PROGRESS

STAY INFORMED AT

BCPSSMARTFUTURES.COM



FOLLOW US

BCPS_SMART

BCPSSMART

BCPS SMART FUTURES

SCAN HERE
Visit **BCPSSMARTFUTURES.COM**

SAFETY
MUSIC & ART
ATHLETICS
RENOVATION
TECHNOLOGY

"Educating all students to reach their highest potential."

The School Board of Broward County, Florida, prohibits any policy or procedure which results in discrimination on the basis of age, color, disability, gender identity, gender expression, genetic information, marital status, national origin, race, religion, sex or sexual orientation. The School Board also provides equal access to the Boy Scouts and other designated youth groups. Individuals who wish to file a discrimination and/or harassment complaint may call the Director, Equal Educational Opportunities/ADA Compliance Department & District's Equity Coordinator/Title IX Coordinator at 754-321-2150 or Teletype Machine (TTY) 754-321-2158.

Individuals with disabilities requesting accommodations under the Americans with Disabilities Act Amendments Act of 2008, (ADAAA) may call Equal Educational Opportunities/ADA Compliance Department at 754-321-2150 or Teletype Machine (TTY) 754-321-2158.

browardschools.com

OFFICE OF THE CHIEF AUDITOR

Chief Auditor Evaluation Feedback and Actions Steps

Appraisal Period: September 10, 2024 – April 30, 2025

AREA OF CONCERN	BOARD MEMBER COMMENTS	OCA ACTION STEPS
Responsiveness to the Board – *"Needs Improvement"* (2 Board Members)	Lack of engagement and participation during Board meetings.	The Chief Auditor will take steps to increase engagement while ensuring full compliance with Yellow Book requirements for objectivity and independence.
	Input during Board meetings is often minimal and reactive.	The Chief Auditor will take steps to increase engagement and advise the Board on relevant matters, while ensuring full compliance with Yellow Book requirements for objectivity and independence.
	Communication with the Board requires improvement.	The Chief Auditor will provide updates and analysis on relevant subjects between ongoing one-on-one meetings.
Competency – *"Needs Improvement"* (2 Board Members)	Needs to enhance skills in leveraging data analytics for identifying trends, anomalies, and potential risks.	The OCA will be initiating an AI in Audits curriculum and training department-wide which will address the areas listed in the Board Member comments.
	Develop proficiency in AI and secure relevant training for the team to support the audit process.	Per the CAAS Chief Auditor objectives, the OCA will be implementing an AI in Audits curriculum, which preemptively addresses the Board Member comments.
	Identify training needs and strengthen control over the semi-annual inventory process.	A recent follow up audit scheduled for transmittal to the Board preemptively addresses this very issue. The OCA will continue to provide additional recommendations to strengthen internal controls regarding Property & Inventory, specifically monitoring staff's semi-annual inventory procedures.
Management of Audit Function – *"Needs Improvement"* (2 Board Members)	Failure to make meaningful recommendations or provide strong evidence to justify actions.	The OCA utilizes Yellow Book requirements for gathering sufficient and appropriate documentation to support its conclusions in its audits. Continuous improvement and quality control procedures are always monitored for maximum effectiveness.
	Challenges within the audit function include insufficient Al tool training and exposure for staff, alongside concerns regarding collaboration and communication.	The OCA AI in Audits curriculum and training will be available to all OCA staff and will address the concerns listed. This training will commence at the beginning of the new school year.
Audit Strategy – *"Unsatisfactory"* (1 Board Member)	Insufficient allocation of additional resources to high-risk areas identified in the Audit Plan.	The Chief Auditor will use professional judgement to appropriately apply necessary resources to cover all areas of the audit plan.
Communication –	The quality of communication from the Chief Auditor is a concern.	The Chief Auditor's quality of communication varies from Board Member to Board Member as identified in the recent Chief

AREA OF CONCERN	BOARD MEMBER COMMENTS	OCA ACTION STEPS
"Needs Improvement" (2 Board Members), *"Unsatisfactory"* (1 Board Member)		Auditor evaluation. Additional measures will be taken to improve communication with all Board Members.
	Needs to improve coordination, alignment, and ensure clear, timely communication with stakeholders, including school-based and District leaders.	The Chief Auditor's evaluation objective for Action in Audits, as well as routine communication with Cabinet leaders, has and will continue to improve. For example, the joint effort with the Superintendent and CIO on addressing COVID laptops, as well as changes to P & I audit scheduling to eliminate classroom disruption during testing throughout the month of May 2025, are examples of clear and timely communication with District leaders and stakeholders.
Employee Management – *"Needs Improvement"* (2 Board Members)	Diversify professional development opportunities for the team, beyond Yellow Book requirements.	In addition to Yellow Book and GASB training, OCA staff are required to earn forty continuing professional education credits annually, of which varying areas of auditing and accounting are already covered and diversify opportunities for OCA team members.
	Demonstrates a lack of understanding regarding Performance Indicators or an inability to provide adequate documentation.	The Chief Auditor's primary role is to lead and supervise staff in testing and analyzing management's compliance with applicable rules, laws, and policies. KPI will be analyzed as to management's performance and goal achievement during audits.
	Failed to demonstrate the ability to lead the audit team, coordinate effectively with other senior District leaders, and understand how his actions impacted others.	As stated above, the joint effort with the Superintendent and CIO on addressing COVID laptops, as well as P&I audit scheduling changes to eliminate disruption during PM3 testing throughout the month of May 2025, are examples of how OCA staff and District leaders were clearly communicated with to coordinate effectively with other senior District leaders.
Professional Responsibilities – *"Needs Improvement"* (1 Board Member)	Needs to cultivate stronger professional working relationships with District staff and other stakeholders.	The Chief Auditor and the OCA constantly strive to create and strengthen stronger professional working relationships with District staff and other stakeholders. Additional emphasis will be placed on improving those relationships.
	Improve the approach to addressing audit exceptions.	The Chief Auditor and the OCA follow Yellow Book auditing standards and apply those standards appropriately under the Chief Auditor's professional judgement and will continue to do so with a focus toward continuous improvement. For example, exit conferences will be used to improve communication with auditees.
	Needs to proactively provide training on audit procedures and compliance exceptions to school leaders.	The Chief Auditor's role does not include providing training to staff/management. To do so would compromise the OCA's audit independence. However, on June 17, 2025, a Board

AREA OF CONCERN	BOARD MEMBER COMMENTS	OCA ACTION STEPS
		member brought Item B-1, directing the Superintendent to implement a training program for all appropriate staff, focusing on the requirements outlined in Chapter 8 - School Internal Funds. This was based on the Chief Auditor's recommendation to the Board Member during a one-on-one session.
Additional Comments	Work is often conducted in isolation, hindering cross-functional collaboration.	The OCA's commitment to independence and objectivity may be perceived as work conducted in isolation; however, it is a function of maintaining independence and objectivity. The Chief Auditor will endeavor to work with District staff to address this comment so long as it does not hinder independence requirements of the Yellow Book.
	Lack of initiative in providing training and support to school principals regarding audit procedures and compliance expectations.	The Chief Auditor's evaluation included an objective called Action in Audits, which was established to address all aspects of this Board Member comment.
	Requires improved attention to detail.	The Chief Auditor and the OCA are constantly cognizant of opportunities to improve attention to detail and will continue to do so.
	Failed to distribute written communication by the specified date on the document or to immediately notify the Superintendent or Board of concerns.	This comment was already addressed thoroughly during the June 10th School Board Workshop discussion of the Chief Auditor's evaluation. The agreed upon method has been established and will be enforced moving forward.

Established 1915
BROWARD
County Public Schools







SCHOOL BOARD POLICY PROJECT

Policy 1020

SCHOOL BOARD MEETINGS AND RULES OF ORDER

INTRODUCTION

School Board Request

At the June 10, 2025, School Board Workshop, Board Members requested that Policy 1020 be scheduled for review and potential revision, specifically regarding the use of consensus during workshops.

In accordance with this direction, the Superintendent has placed the policy on the workshop agenda for the Board's consideration.

Purpose

To orient all School Board members of the policy's current language and capture the Board's feedback for Rulemaking.

2022-2027 STRATEGIC PLAN

GUARDRAIL: ACCOUNTABILITY

The Superintendent may not allow the District to operate without an accountability system for policy implementation that includes expectations, evaluations, transparency, and continuous improvement

Request of School Board

Please review the policy as presented and provide guidance and direction to the Superintendent for Rulemaking at a subsequent Board meeting.

Financial Impact: There is no financial impact for policy reviews.

Policy At A Glance

Policy Number and Title	Urgency- Impact on district operations	Summary of Revisions
1020 **SCHOOL BOARD MEETINGS AND RULES OF ORDER**	The members of the School Board requested for this policy to be brought forward for review through Rule Development	Clarify the role and appropriate use of a simple majority during School Board workshops.

Page	Section	Proposed Revision	Rationale
Page 2	**Article II. Types of Meetings Defined**	Revised	The policy has been revised to specify the use of a simple majority when the School Board provides direction to its direct reports during workshops. This revision will help ensure that workshop discussions remain consistent with the statutory and procedural boundaries of Board operations—reinforcing that workshops are intended for deliberation and information-sharing, not formal decision-making. Ultimately, the change will promote greater transparency, prevent the appearance of pre-determined decisions, and align workshop practices with Florida's Sunshine Law requirements.
Page 9	**Article VII. Public Participation**	Revised	



Board Discussion

&

Guidance



Debra Hixon, Chair
Sarah Leonardi, Vice Chair

Lori Alhadeff
Maura McCarthy Bulman
Adam Cervera, Esq.
Dr. Jeff Holness
Nora Rupert
Rebecca Thompson
Dr. Allen Zeman

Dr. Howard Hepburn
Superintendent of Schools

The School Board of Broward County, Florida, prohibits any policy or procedure which results in discrimination on the basis of age, color, disability, gender identity, gender expression, genetic information, marital status, national origin, race, religion, sex or sexual orientation. The School Board also provides equal access to the Boy Scouts and other designated youth groups. Individuals who wish to file a discrimination and/or harassment complaint may call the Director, Equal Educational Opportunities/ADA Compliance Department & District's Equity Coordinator/Title IX Coordinator at 754-321-2150 or email eeo@browardschools.com.

Individuals with disabilities requesting accommodations under the Americans with Disabilities Act Amendments Act of 2008, (ADAAA) may call Equal Educational Opportunities/ADA Compliance Department at 754-321-2150 or email eeo@browardschools.com.

Policy 1020

SCHOOL BOARD MEETINGS AND RULES OF ORDER

STATEMENT OF PURPOSE

The School Board of Broward County (the "School Board); serves as the corporate body of the School District, conducting board meetings only within the confines of the laws of Florida, including the Florida Sunshine Law (Chapter 286) and the Administrative Procedures Act ~~public meetings and records laws~~ (Section ~~447.605~~120, Florida Statutes). As a corporate body, the School Board may transact business at official meetings of the School Board. An individual School Board member has no authority to act in an official capacity absent the delegation of authority by the School Board at an official meeting. It is the policy of the School Board that this Policy shall govern all official meetings of the School Board.

I. GENERAL RULES

A. All official actions by the School Board shall be taken only at Regular or Special meetings of the School Board and these meetings shall be open to the public.

B. The School Board shall hold not less than one (1) Regular meeting each month for the transaction of business according to a schedule arranged by the School Board.

C. School Board Workshops and Retreats shall be held publicly, in accordance with the School Board's governing laws, at a time and place open to the public.

D. Regular and Special School Board meetings shall be held at the Kathleen C. Wright Board Room, 600 Southeast Third Avenue, Fort Lauderdale, Florida., However, Regular, and Special meetings of the School Board may also be held at any appropriate public place in Broward County with proper public notice.

E. All School Board meetings shall be conducted in accordance with Robert's Rules of Order, Newly Revised, and School Board policies. If any conflict arises between Robert's Rules of Order, Newly Revised, and a School Board policy, the policy shall supersede.

F. Five (5) School Board members physically present at the meeting constitutes a quorum.

G. ~~Regular and Special meetings shall have a maximum duration of eight (8) hours and may only be extended with a simple majority vote. A School Board Workshop is limited to eight (8) hours unless a consensus is reached to extend~~. The total duration of all School Board meetings on a given day—including Regular, Special Meetings, and Workshops—shall not exceed eight (8) hours, unless extended by a simple majority of members present. While no votes are taken during Workshops, a simple majority of members present may provide direction to extend the Workshop.

H. If the School Board Chair is absent, the Vice Chair will commence the meeting or workshop. If both the Chair and Vice Chair are absent, then the Superintendent of Schools shall preside over the process for selecting a Chair Pro Tempore by a majority vote of the School Board members.

II. TYPES OF MEETINGS DEFINED

A. Regular School Board Meetings (RSBM) are official business meetings of the School Board. The purpose of which is to advance the official business of the School District. During RSBM, the School Board will dedicate its focus to the operational agenda, including committee reports.

B. Special School Board Meetings (SSBM) are emergency or special sessions of the School Board, which can be called by the District School Superintendent; or by the District School Superintendent on request of the Chair of the School Board; or by a majority of the School Board Members, provided written notice of the time and purpose of the meeting was publicized two (2) days in advance. The scheduling and agenda for these sessions shall be approved by the Chair. There are no committee reports given at these meetings and speakers may only address the agenda items.

C. School Board Workshops (SBWs) are forums for discussion and information sharing on operational, policy, and student-centered topics. No official action is taken during SBWs. However, if a simple majority of members present agree, School Board members may make requests of their direct reports without bringing an item to a formal meeting. If a request involves significant use of District resources—such as time, staff effort, or financial impact—it must be presented for formal approval at a Regular School Board Meeting. The Chair shall solicit input on future workshop topics, and if a majority concurs, those items will be scheduled. Agendas for the next two workshops will be reviewed at the conclusion of each session for collaborative planning. ~~School Board Workshops (SBW) are explorations of matters concerning the business of the School District. Workshops are for the sole purposes of communicating information and engaging in general discussion on operational and policy topics. A majority of the Workshop agenda will focus on students, progressive monitoring, and learning-centered topics. The School Board will take no official action in a workshop. The chair will seek input from fellow School Board members regarding future agenda items. If~~

~~consensus is gained, then the topic shall be scheduled for a future workshop. At the conclusion of each workshop, the agenda topics for the next two scheduled workshops will be presented to the Board Members, this would allow for collaborative input on the topics to be addressed in those sessions~~.

D. Closed Door Sessions are sessions of the School Board that are generally scheduled as needed or requested by staff and are closed due the exempt status of the subject matter, pursuant to the Sunshine Law. School Board members will be notified no later than 48 hours prior to the session. These general types of Sunshine Law-exempt meetings include collective bargaining discussions between the Superintendent and the School Board (Section 447.605, Florida Statutes); cybersecurity information meetings (Section 119.0725, Florida Statutes); security or fire safety system plan meetings; competitive solicitation negotiations with a vendor; oral presentations by a vendor during a competitive solicitation, vendor answers to questions during a competitive solicitation; and discussions of negotiation strategies for a competitive solicitation. Public officers or employees are prohibited from disclosing any information not available to members of the general public and gained by reason of the officer's or employee's official duties. Any such disclosure may subject the officer or employee to penalties pursuant to Sections 112.313 (8), 112.317, and 839.26, Florida Statutes

Attorney Client Session is a meeting, regarding pending litigation, requested pursuant to Section 286.011 of the Florida Statutes, by legal counsel employed or retained by the School Board. Public officers or employees are prohibited from disclosing information related to an Attorney Client Session that is not available to members of the general public and gained by reason of the officer's or employee's official duties. Any such disclosure may subject the officer or employee to penalties pursuant to Sections 112.313 (8), 112.317, and 839.26, Florida Statutes.

III. AGENDAS

A. School Board meeting agendas shall be publicly released at least seven (7) days in advance of each RSBM. The agenda for a SSBM conducted under authority of Section 1001.372(1) of the Florida Statutes shall be publicly released not less than forty- eight (48) hours preceding the meeting.

B. School Board agendas shall be prepared with an itemized list to be considered in order of presentation. After the distribution of the agenda, no changes, deletions, or additions shall be made except for good cause as permitted by Section 120.525(2), Florida Statutes. Good cause is determined by the Board Chair and stated on the record.

C. RSBM agendas will be divided into two sections: the Consent items and the Open items. The Chair shall move on the "Consent" items which permits all consent items to be moved and voted upon together except for those consent items that are pulled as set forth herein, starting with non-instructional

appointments and leaves. All items with a financial impact, policies, resolutions, proclamation, all items for reduction of retainage, and for receipt of audits shall be placed as Open items. Consent items will be noted by a single letter, and Open items will be noted by double letters. Open items will be organized together.

D. A roll call upon a matter may be made at any time during a RSBM or SSBM upon request of any School Board member. The call of the roll shall be made alphabetically by the Supervisor of Official School Board Records or the Supervisor's designee. At the request of a School Board member, the Chair shall rotate alphabetically the order of the roll call vote.

E. School Board Reports shall be part of the RSBM agenda and may be made at the request of School Board members.

F. After receipt of a meeting or workshop agenda, School Board members shall review all agenda items and submit any inquiries to the ~~Office of Communications and Legislative Affairs~~ Chief of Staff and Communications Officer for follow-up by first business day of the following week. Board members shall identify the agenda item number for each inquiry and forward all requests to the BCPSBoardMemberRequest mailbox. To assist the Board with meeting preparation, the ~~Office of Communications and Legislative Affairs~~ Chief of Staff and Communications Officer shall poll the Board of any agenda item they wish to address in advance of the meeting. Board members will be asked to identify any agenda items they would like to pull for discussion and forward their requests to the same electronic mailbox for processing no later than 10 a.m. the day prior to the meeting. All completed follow-up responses and the complete list of pulled agenda items will be sent to the Board as one complete packet within 24 hours of the meeting. While staff will make every attempt to respond fully and accurately in advance to requests received after the deadlines mentioned in this section; these answers may be provided to the Board during the School Board meeting. Completed responses will also be attached to the appropriate agenda item and published online for public view.

G. To reduce workshop-type discussions and expedite the conducting of business at Regular/Special School Board Meetings and Public Hearings, School Board members shall take full advantage of the BCPSBoardMemberRequest mailbox and schedule direct meetings with the Superintendent and appropriate Executive Leaders to ensure that their inquiries and comments are shared in advance of the meetings.

IV. SUBMISSION OF MEETING AGENDA ITEMS BY SCHOOL BOARD MEMBERS

A. The Superintendent shall establish the agenda for School Board meetings.

B. A School Board member may add agenda items for action according to the

provisions set forth in the sections below. However, the agenda item cannot recommend actions, duties or responsibilities reserved solely for the Superintendent.

C. Items submitted by Board members may include:

1. Electing School Board Officers (§ Section 1001.371, Florida Statutes);
2. Setting boundaries of any School Board member residence area (Section, 1001.36 (2), Florida Statutes);
3. Proposing single-member representation for each member residence area covering the entire district before the voters (Section 1001.362 (3)(a), Florida Statutes);
4. Setting School Board member compensation and being reimbursed for official travel expenses (Sections 1001.395 and 1001.39, Florida Statutes);
5. Making alternate employment selections under the strict provisions of (Section 1012.22 (1)(a)3, Florida Statutes);
6. Selecting, evaluating, and directing the School Board's direct reports and positions that are established by statute or School Board rules for those reporting directly to the School Board, such as an appointed Superintendent, Chief Auditor, and General Counsel (Sections 1001.50 and 112.313, Florida Statutes);
7. Establishing and disestablishing advisory committees to the School Board Sections 1001.371 and 1001.43(10), Florida Statutes).;
8. Initiating the rulemaking process by bringing forth agenda items for the establishment of School Board policy (Chapter 120 and Section 1001.43, Florida Statutes.); and
9. Proposing budgetary items regarding the School District's annual budget (Section 1001.42(12)(b), Florida Statutes
10. Any other matters related to statutory responsibility of Florida school board members.

D. For the purposes of proper notice and public access to the agenda, School Board members will adhere to the Superintendent's Planning Calendar when adding items to the agenda. School Board items are to be set as Board items on the agenda by collaboration with the Superintendent or designee for placement on the agenda. Items submitted by the School Board member will be addressed during a RSBM or SSBM.

E. For School Board agenda items addressed in subsection "B and C" above, these items, inclusive of attachments, should be brought at least seven (7) days in advance for the purposes of proper notice and public access to the agenda item. Prior to adding the item to the agenda, all B/BB items must go through the legal counsel for review and consultation.

F. Individual School Board members may also request that items related to any School Board business be presented for discussion during formalized Board Reports, Workshops or School Board Meetings.

G. Individual School Board members may propose a rule by contacting the ~~Office of Communications and Legislative Affairs~~ Chief of Staff and Communications Officer and following the procedure pursuant to School Board Policy 1000(1)(A).

H. Co-sponsoring of agenda items- After reviewing the agenda items, the School Board member will send a notification by email to the ~~Office of Communications and Legislative Affairs~~ Chief of Staff and Communications Officer and copy Official School Board Records, indicating their sponsorship for the respective agenda item(s) within five (5) business days of receiving the agenda delivery.

1. The ~~Office of Communications and Legislative Affairs~~ Chief of Staff and Communications Officer will make the appropriate notations on the respective agenda item(s) and deliver a revised agenda to the School Board within seven (7) days of the scheduled meeting/workshop. The District website will be updated simultaneously with the revised agenda to inform the public of the co-sponsorships.

V. RULES GOVERNING DEBATE

A. If an agenda item has been acted upon by the School Board during a meeting, at that same meeting, new information or a changed situation makes it appear that a different result might reflect the true will of the assembly, a motion for reconsideration of the agenda item may only be made by a School Board member who voted on the prevailing side when the School Board originally acted upon the agenda item. Although this motion must be seconded, the seconding can be done by any Board member regardless of how he/she originally voted on the motion to be reconsidered. Reconsideration of an agenda item acted upon at an adjourned or past meeting may be brought to the Board as a new agenda item for reconsideration.

B. A School Board member having obtained the floor while debating a motion at a School Board Meeting or Public Hearing can speak no longer than an initial five (5) minutes and three (3) minutes for rebuttal per motion. For School Board Workshops, a School Board member having obtained the floor while debating an agenda item can speak no longer than an initial ten (10) minutes and three (3) minutes for each additional round of discussion. The ~~Office of Communications and Legislative Affairs~~ Chief of Staff and Communications Officer shall oversee the timing of the discussion and inform the Chair when a School Board member's allotted time has expired. The understanding of the agenda item is essential, thus the response time from staff of all questions posed by a Board member shall not be deducted from the Board member's debate time. School Board members shall not speak again until the other School Board members have had the opportunity to be heard. The ~~Office of Communications and Legislative Affairs~~ Chief of Staff and Communications

Officer shall oversee the timing of the discussion and inform the Chair when a School Board member's allotted time has expired.

C. A School Board member reading a report is not considered debating, but the member is bound by the time limitations when speaking in support or against the motion.

D. A School Board member cannot yield any unexpired portion of their time to another member. No member can speak more than twice on any agenda item on the same day. Contingent upon the sum of business before the Board or subject matter of the agenda item, the number of speaking rounds may be extended at the discretion of the Chair or majority of the School Board. If the agenda item is discussed again on another day, all School Board members have a right to debate again. Merely asking a question or making a secondary motion is not considered debate.

E. Each debatable motion is a separate question with respect to a School Board member's right to speak. Thus, the member can speak for five (5 minutes) on the main motion and any subsequent motion based on the same agenda item.

F. All matters not covered by School Board Policies, Florida Statutes, or other governing documents, shall be governed by the current edition of Robert's Rules of Order, Newly Revised.

VI. SCHOOL BOARD'S ROLE IN PERSONNEL NOMINATIONS

A. The School Board may reject employment nominations of the Superintendent only for good cause, pursuant to Section 1012.229(1)(a)(2), Florida Statutes.

B. In the event a School Board Member rejects a Superintendent's nomination, the name of the individual and specific facts that would constitute good cause must be clearly expressed during the School Board meeting and made part of the record.

VII. PUBLIC PARTICIPATION

A. The public may participate during School Board meetings and workshops, as follows:

1. A single speaker may not exceed twelve (12) minutes in total per meeting or workshop, not including their general-public speaking comment. If any motion is introduced, the speaker is allowed one (1) additional minute to speak on that motion. Time spent delivering committee reports does not count towards the 12-minute total.

2. General Rules Governing Public Speaking at Regular School Board Meetings

a) There shall be a maximum of ten (10) speakers, or a total of 30 minutes reserved on each RSBM agenda for public speakers. This time shall be known as the General Public Speakers section. This section of the agenda may be split between A.M and P.M. sessions and shall provide an opportunity for any member of the public to reserve time to address the School Board regarding matters of relevance to public education. Members of the public who would like to speak prior to the start of the meeting must register to speak in-person and the Board Chair will only recognize registered participants. Speakers should not engage in discussion regarding issues that are currently in litigation or a quasi-judicial action. Persons desiring to make a presentation as a general public speaker shall register electronically, via an online portal on the School District's website at least five (5) calendar days prior to the School Board meeting. Access to the platform is incorporated herein by reference as part of this Policy and can be found at: browardschools.com/publicparticipation. This will enable the School District to place the public speaker on the School Board agenda to conduct an administrative review of the topic in advance of the meeting. Those persons not registered at least five (5) calendar days in advance of the meeting, but who wish to address the School Board on topics pertaining to the School District, shall contact Official School Board Records to be placed on a waiting list to be heard if time permits during the thirty (30) minute -time period reserved for public speakers; or at the discretion of the Chair, to be heard at the end of the School Board meeting. School Board members will not engage in dialogue with the public speakers. No action shall be taken on a speaker's topic unless otherwise included on the meeting's agenda.

b) During the General Public Speakers segment of a meeting, a member of the public who has registered to speak shall be allowed, and not to exceed, a total of three (3) minutes (or the time remaining pursuant to subsection VII(A)(1) of this policy) to speak on non-agenda items that pertain to the general business or operations of the School Board or School District.

3. General Rules Governing Committee Reports

a) Committee representatives may present committee reports at the first School Board Workshop (SBW) of each month, during the time designated by the School Board Chair. Presenting committee reports during SBW will significantly enhance collaboration and foster open dialogue by providing a flexible

platform for shared insights, encouraging diverse perspectives, and facilitating constructive discussions. Committee report agenda items at SBW shall comprise of a verbal (or written) presentation of the committee reports, a collaborative exchange of ideas, a joint discussion that promotes collective problem-solving and innovation among participants, and a means for the members of the School Board to provide guidance, through a simple majority ~~consensus~~, to their direct reports. In the event the committee representative is not available to give a report at the designated time, they may ask the Chair to allow a designated committee member to read the ~~repot~~report into the record.

b) All verbal committee reports shall represent an account of the committee's respective meeting minutes and should include the specifications referenced in **Attachment A,** which is included at the end of this policy and incorporated herein by reference. The committee's verbal report shall be limited to five (5) minutes unless extended at the Chair's discretion. Committees may give reports via media technology.

c) The representative shall refrain from making any personal observations or comments during this time. Any such personal remarks shall only be made by the speaker during the opportunity for general public comments.

d) The written reports of the committee should be typed to include the specifications referenced in **ATTACHMENT B**, which is included at the end of this policy, and incorporated herein by reference.

e) Three (3) business days prior to the scheduled SBW, each advisory committee shall electronically submit their written committee reports if they will not be present at the School Board workshop and associated formal recommendations to the ~~Office of Communications and Legislative Affairs~~ Chief of Staff and Communications Officer electronically, by attaching and emailing the following email: ADVISORY.COMMIITEECORRESPONDENT@BROWARDSCHOOLS.COM.

f) Written committee reports will be shared with the School Board three (3) business day prior to the scheduled SBW and published for public view.

g) Advisory committee groups are intended to provide recommendations from a community perspective on pre-specified areas as directed by their founding policy or directed by resolution to the Superintendent of Schools and the School Board. Committees will ensure that the business of the committee, the recommendations, and the committee reports are in direct connection with the scope of review as established by policy or resolution.

4. Public Agenda Comments on Items at Regular or Special School Board Meetings, Public Hearings or School Board Workshops:

a) An electronic portal shall be developed at https://www.browardschools.com/publicparticipation for the public to register to provide in-person comments to any of the agenda items. Registration for in-person comments on any agenda item may be submitted no later than 1:00 p.m. the day before the published date of the School Board Meeting or Workshop. Members of the public must access the portal to register to speak. Anonymous or guest profiles are not an option. The speaker's name, city, and email must be included in the profile to register to speak. Any person who failed to pre-register by 1:00 p.m. the day before, may present public comments by appearing at the meeting location and completing the Comment Request Card before the scheduled time of the School Board Meeting. Once a motion to place the consent agenda on the floor is made by the School Board, the submission of any additional comment cards will be closed by the Board Chair. As to comment cards for the open agenda, the motion to place an individual item from the open agenda on the floor will mark the end of the submission period for any further comment cards related all open items on the agenda.

b) A member of the public shall be allotted up to three (3) minutes to speak on any agenda item at any RSBM, SSBM, Public Hearings or School Board Workshop. Public comments may also be received on motions and amendments relating to agenda items for a time up to one (1) minute. A speaker's total time to speak shall not exceed the total time pursuant to subsection VII(A)(1) of this policy in a single meeting.

c) Designated Spokesperson for Several Speakers – When a large number of individuals have signed up to speak according to this policy at a regular or special Board meeting or at a Wworkshop, the Board encourages groups or factions with a shared position on a proposition or item to designate a spokesperson. This approach facilitates a comprehensive and organized presentation of the groups' or faction's position on the issue while minimizing repetitive comments. Any one speaker or spokesperson for a group shall be permitted to speak no more than five (5) minutes on any one agenda item, nor more than a total of ten (10) minutes during the Board meeting, including speaking time during the public hearing. Additional comments may be submitted in writing.

d) Comments by the public on an agenda item must pertain to the specifics of the topic. Speakers on agenda items may not use

their time to speak on issues that are tangential or only slightly connected to the agenda item.

e) The Chair may interrupt, notify, and warn a speaker at such time that the speakers' comments: (1) have gone beyond the subject matter of the agenda item; (2) addressing matters that are unrelated to the business of the School Board; (3) are obscene, personally directed, or abusive; or (4) that otherwise violate this policy. Defamatory remarks or personal insults against individuals are not permitted. Speakers are asked to demonstrate proper decorum and model the District's eight-character traits: cooperation, responsibility, citizenship, kindness, respect, honesty, self-control, and tolerance. Speakers shall refrain from obscene or vulgar conduct, slanderous remarks, or statements that tend to incite violence or the breach of the peace. Persons in the audience may also be notified and warned that their conduct violates this policy.

B. Written Agenda Comments:

1. In lieu of presenting in-person comments, members of the public may provide written agenda comments to any of the agenda items. An electronic portal shall be developed on the district website at https://www.browardschools.com/publicparticipation to assist the public in providing such written agenda comments. Public Written Agenda Comments must be submitted no later than 1:00 p.m. the day before the published date of the School Board meeting or ~~w~~Workshop. Anonymous comments or guest profiles will not be accepted. The submitting person's name, city of residence, and email fields must be provided and made available for public inspection. Written agenda comments should be a maximum of 2250.
2. If an item is added to the agenda within twenty-four (24) hours of the published time of the School Board meeting, Workshop, or Public Hearing, the public must submit any written agenda comments on such added agenda item no later than two (2) hours prior to the start of the meeting or workshop.
3. All submitted written agenda public comments will be distributed to all School Board members and shall be attached to the meeting and workshop minutes.
4. Public written comments shall be limited to one comment, per person, per agenda item.
5. Members of the public are encouraged to use the School District's good character traits when submitting comments. If any inappropriate language is expressed, the submitters account will be notated with a warning and will be disabled for one (1) month. If these offenses occur a second time, the system will disable the person's account permanently.

C. If ten (10) or more public speakers register to speak on any single agenda item or speaking session, the Chair has the discretion to separate that agenda item or speaking session and reduce each individual speaker's allotted time limit or set a maximum collective speaking time that will be made available for all public speakers upon the agenda item. This discretion does not include the ability to remove the names of speakers from the list and each speaker shall be afforded the opportunity to present comments. Following each public speaker's allotted time, the podium and microphone will be reset for the next public speaker.

D. No public comments will be permitted when the School Board is participating in a Board Training or when the School Board is acting in its quasi-judicial function during bid protests, employee discipline proceedings, or other administrative proceeding being conducted pursuant to Chapters 120 and 447, Florida Statutes.

E. Public speakers shall not engage in political campaigning during their public speaking time, including making statements regarding any candidacy. Public speakers shall not wear any buttons, caps, shirts, or items of clothing that could constitute political activity.

F. Public speakers shall not engage in solicitation or discussion on pending litigation, or any pending administrative proceedings being conducted pursuant to Chapter 120, Florida Statutes. Any lobbying must comply with the rules set forth in School Board Policy 1100B and the Purchasing Policy.

G. Public speakers shall identify themselves by stating their name, city of residence, and if they are a lobbyist. If they fail to do so, the Chair shall request that the speaker states these items for the record.

H. Speakers' remarks should be directed to the Chair or the School Board as whole, and not to individual School Board members. Any speaker violating this prohibition may be ruled out of order by the Chair and be directed to yield the podium. School Board members will not engage in dialogue with speakers.

I. Public speakers may not refuse to yield the podium when the Chair has advised that their time has expired.

VIII. DECORUM

A. In advance of receiving comments from public speakers, the Chair shall read, the rules for expected decorum which are as follows:

1. The audience may not make any verbal outburst or engage in other disruptive behavior during a meeting.

2. Heckling, shouting, or making comments from the audience shall not be permitted.
3. No signs or placards shall be allowed in the School Board meeting.
4. Personal accusatory, slanderous, or defamatory comments, made against individual Board members, the Superintendent, or District staff are prohibited as unrelated to Board business.
5. To maintain order and ensure that each meeting is accessible and appropriate for its intended audience, including students in grades K-12, speakers and audience members may not use any form of profanity, engage in disorderly behavior, or make abusive comments or threats. Comments that are pornographic in nature or otherwise depict or describe sexual conduct are also prohibited. For purposes of this policy:
    a. abusive comments include, but are not limited to, those that a reasonable person would determine: (i) are intended to cause intimidation, humiliation, or distress; (ii) would result in substantial physical harm or substantial psychological harm as a result of intimidation, humiliation, or distress; or (iii) exploit someone's known physical or psychological disability; and
    b. b. threats include, but are not limited to, comments meant to frighten or intimidate one or more specified persons into believing they will be harmed by the speaker or someone acting at the speaker's behest

6. Persons exiting the School Board meeting shall do so quietly and in an orderly fashion without disrupting the function of the meeting.

B. The Chair may turn off the microphone or recess the meeting if any person persists in interfering with the expeditious or orderly process of leaving the meeting or fails to conform their remarks to the requirements of this policy after being duly warned that said behavior would result in removal. Alternatively, after a warning, the Chair may direct any law enforcement official or sergeant-at-arms to remove the speaker or audience member from the meeting room and restricted access from further appearance before the School Board for the balance of the meeting. (Section 1001.372(3), Florida Statutes.

C. Any conversations including on cell phones are not permitted while in the room where the School Board meeting is being conducted. Such personal conversations within the meeting room are only permitted during meeting breaks or periods of recess called by the Chair. Cellular telephones or other portable electronic devices must be set to silent mode to avoid disruption of the meeting. All individuals must quietly exit the meeting room to answer incoming phone calls.

IX. PUBLIC RECORDS REQUEST

A. Any member of the public who desires to review or inspect public records that are maintained by the School District shall be permitted to do so within a reasonable time period and under reasonable conditions, and under the supervision of the custodian of the public record or their designee pursuant to the requirements of Section 119.07, Florida Statutes, subject to any applicable exemptions including those contained in Section 119.071, Florida Statutes, and any other applicable state and federal laws. Although a request is not required to be in writing, it is recommended that all public records requests be sent to recordrequests@browardschools.com to ensure the request is logged in, acknowledged, expressly conveyed, and responded to in an appropriate manner.

B. Any member of the public who desires to obtain a copy of a public record will be provided with an estimate of the cost of locating and copying the document. Payment for the expense shall be provided by the requesting party prior to receiving the requested documents.

X. USE OF COMMUNICATIONS MEDIA TECHNOLOGY

A. If a quorum of ~~the~~ School Board members is physically present at the location of a RSBM, SSBM, or School Board Workshop ~~exists~~, an individual School Board member may attend and participate remotely via ~~such meetings through~~ the use of communications media technology. The member participating remotely ~~and~~ must verbally announce each of their comments and votes for the record.

B. School Board members are not permitted to attend Closed Door Meetings or Attorney Client Sessions through the use of communications media technology.

XI. ADA ACCOMMODATIONS FOR MEETINGS

A. The School Board complies with the Americans with Disabilities Act of 1990 (ADA) in the conduct of its meetings and workshops. Any person requiring an accommodation to attend a School Board Meeting or Workshop should contact Equal Educational Opportunities / ADA Compliance, 600 SE Third Avenue, Fort Lauderdale, Florida 33301; Phone: 754-321-2150; Fax: 754-321-2714; TTL: 754-321-2158.

Policy Custodian: ~~Office of Communications and Legislative Affairs~~ Chief of Staff and Legislative Affairs Officer

Previous Policy Number: 1100A

Policy Status: Active

Authority Chapters 112, 120 and 447, Florida Statutes; Sections § 119.07, 286.011, 447.605, 839.26; 1001.36, 1001.371, 1001.372, 1001.395, 1001.42, 1001.43, 1001.50; 1012.22, Florida Statutes

History: Policy Adopted: 8/15/74 **Policy Amended:** 1/6/77; 5/1/80; 2/18/82; 1/24/85; 3/14/89; 5/17/94; 4/7/98, 5/19/98, 10/16/01; 8/20/02; 2/3/04; 8/3/04; 4/12/05; 8/2/05; 9/27/05; 05/03/11; 12/04/12, 7/23/19; 8/20/19, 4/20/2021, 5/29/2024, 2/19/2025

Fist to Five

Glossary of Meeting Terms

What is Fist to Five?

The Fist to Five is a technique for quickly getting feedback or gauging consensus during a meeting. The leader makes a statement, then asks everyone to show their level of agreement with the statement by holding up a number of fingers, from 5 for wild enthusiasm (Jazz hands!) down to a clenched fist for vehement opposition.



One way to define the Fist to Five scale. Make sure to clarify what 0 to 5 mean for your group.

Learn More

- Tuesday's Master Facilitation Tip: Get to "Yes" Using 5-Finger Consensus ~ by Michael Wilkinson (https://www.leadstrat.com/blog/5-finger-consensus/)
- Techniques: 9 Ways to Check for Agreement (https://www.youtube.com/watch?v=1_DLtpuxSUk)

Related Templates

- How to Lead an Effective Decision-Making Meeting (/templates/how-lead-effective-decision-making-meeting)
- How to Create a Group Decision-Making Matrix (/templates/how-create-group-decision-making-matrix)

Related Glossary Terms

Consensus (Decision Making) (/glossary/consensus-decision-making), Gradients of Agreement (/glossary/gradients-agreement), Plus-Delta (/glossary/plus-delta)

« previous term (/glossary/fishbone-diagrams)

next term » (/glossary/flip-chart)

Like this page? Share it!

EMAIL (MAILTO:?SUBJECT=FIST%20TO%20FIVE&BODY=HTTPS%3A%2F%2FWWW.LUCIDMEETINGS.COM%2FGLOSSARY%2FFIST-FIVE)

FACEBOOK (HTTPS://WWW.FACEBOOK.COM/SHARER/SHARER.PHP?U=HTTPS%3A%2F%2FWWW.LUCIDMEETINGS.COM%2FGLOSSARY%2FFIST-FIVE)

LINKEDIN (HTTPS://WWW.LINKEDIN.COM/SHAREARTICLE?MINI=TRUE&URL=HTTPS%3A%2F%2FWWW.LUCIDMEETINGS.COM%2FGLOSSARY%2FFIST-FIVE&TITLE=FIST%20TO%20FIVE)

TWITTER (HTTPS://TWITTER.COM/INTENT/TWEET?TEXT=FIST%20TO%20FIVE&URL=HTTPS%3A%2F%2FWWW.LUCIDMEETINGS.COM%2FGLOSSARY%2FFIST-FIVE)

About Us (/meeting-innovation-company)

Contact Us (/contact)

Labs Newsletter (https://labs.newrulesforwork.com/)

Videos on YouTube (https://www.youtube.com/c/Lucidmeetings/videos)

Join our Community! (https://www.meetinginnovation.community/c/inspiration)

Sign Up / Sign In (https://meet.lucidmeetings.com/user)

Features & Pricing (/pricing)

Getting Started (/knowledge/getting-started-with-lucid-meetings)

Third Party Integrations (/knowledge/integrating-lucid-into-your-workflow)

Gartner Peer Insights™ Reviews (https://www.gartner.com/reviews/market/office-productivity-solutions-others/vendor/lucid-meetings/product/lucid-meetings)

Developers API (https://meet.lucidmeetings.com/lucid/api/v1)

Service Status (http://status.lucidmeetings.com)

The ROI of Effective Meetings (/meeting-roi)

The 16 Types of Business Meetings (/meeting-types)

The Meeting Performance Maturity Model (/meeting-performance-maturity-model)

50+ Free Guides and Templates (/templates)

200+ Meeting Tools by Category (/meeting-tools)

200+ Glossary of Meeting Terms (/glossary)

200+ Articles on Our Blog (https://blog.lucidmeetings.com/)

© Second Rise LLC 2010-2025, all rights reserved

Privacy (/legal/privacy) • Terms of Service (/legal/terms) • Contact (/contact)

(https://twitter.com/lucidmeetings) (https://blog.lucidmeetings.com/) (https://blog.lucidmeetings.com/feed)



Safety, Security and Emergency Preparedness

Office of Safe Schools Quarterly Report – Q4

July 29, 2025

Established 1915
BROWARD
County Public Schools

Purpose

1001.212 Office of Safe Schools. – (13)(c)Provide quarterly reports to each district school superintendent and school safety specialist identifying the number and percentage of schools, including charter schools, inspected or reinspected during that quarter and the number and percentage of inspected schools that had no school safety requirement deficiencies.

The school safety specialist shall present each quarterly report to the district school board in a public meeting.

OSS Quarterly Report 2024-25 (4 of 4)

District	Number of Schools Inspected or Reinspected	Percentage of Schools Inspected or Reinspected	Number of Inspected Schools With No School Safety Requirement Deficiencies	Percentage of Inspected Schools With No School Safety Requirement Deficiencies
Broward	27	9.25 %	10	37.04 %

Traditional Public Schools

TRADITIONAL SCHOOLS

District	Number of Schools Inspected or Reinspected	Percentage of Schools Inspected or Reinspected	Number of Inspected Schools With No School Safety Requirement Deficiencies	Percentage of Inspected Schools With No School Safety Requirement Deficiencies
Broward	22	9.95%	10	45.45%

Average percentage of compliance by total number of items assessed, across all site visits:

Quarter 1: 95 % Compliance
Quarter 2: 93 % Compliance
Quarter 3: 95 % Compliance
Quarter 4: **96 %** Compliance

Q1 & Q2: 94 % Compliance
Q1 – Q3: 94 % Compliance
Q1 – Q4: 95 % Compliance

Charter Public Schools

CHARTER SCHOOLS

District	Number of Schools Inspected or Reinspected	Percentage of Schools Inspected or Reinspected	Number of Inspected Schools With No School Safety Requirement Deficiencies	Percentage of Inspected Schools With No School Safety Requirement Deficiencies
Broward	5	5.49%	0	0 %

Average percentage of compliance by total number of items assessed across all assessments:

Quarter 1: 88 % Compliance
Quarter 2: 90 % Compliance
Quarter 3: 83 % Compliance
Quarter 4: **92 %** Compliance

Q1 & Q2: 89 % Compliance
Q1 – Q3: 88 **%** Compliance
Q1 – Q4: 88 % Compliance

Areas of Focus

Percentage of Compliant schools decreased from 3rd quarter report

- Lower number of site visits (almost half)
- Schools were cited for items, which occurred earlier in the year, that could not be corrected to avoid a deficiency
- No school was evaluated in more than a single quarter

1st Quarter: 22.22% Compliant
2nd Quarter: 39.13% Compliant
3rd Quarter: 46.75% Compliant
4th Quarter : 37.04% Compliant

Areas for Continued Improvement:

- Documentation
- Doors/Gates
- Designated Individuals Missed their Training Deadline (but were trained)

Actions taken to address areas of improvement:

- Training deadline updated for district in advance of the state deadline.
- Escalation of deficiencies to school principal supervisors and above.
- Reorganization of Area Security Managers to increase compliance monitoring.

All deficiencies were addressed in the FSSAT database within the three-day required timeframe.

Debra Hixon, Chair
Sarah Leonardi, Vice Chair

Lori Alhadeff
Maura McCarthy Bulman
Adam Cervera, Esq.
Dr. Jeff Holness
Nora Rupert
Rebecca Thompson
Dr. Allen Zeman

Dr. Howard Hepburn
Superintendent of Schools

The School Board of Broward County, Florida, prohibits any policy or procedure which results in discrimination on the basis of age, color, disability, gender identity, gender expression, genetic information, marital status, national origin, race, religion, sex or sexual orientation. The School Board also provides equal access to the Boy Scouts and other designated youth groups. Individuals who wish to file a discrimination and/or harassment complaint may call the Director, Equal Educational Opportunities/ADA Compliance Department & District's Equity Coordinator/Title IX Coordinator at 754-321-2150 or email eeo@browardschools.com.

Individuals with disabilities requesting accommodations under the Americans with Disabilities Act Amendments Act of 2008, (ADAAA) may call Equal Educational Opportunities/ADA Compliance Department at 754-321-2150 or email eeo@browardschools.com.

browardschools.com



Communications and Legislative Affairs

July 29, 2025

2025 Regular Legislative Session Summary Report

Key Legislative Changes Affecting Education and District Operations

Established 1915
BROWARD
County Public Schools

Introduction

RATIONALE

Legislative actions directly influence district operations, funding allocations, educational programs, staffing requirements, student services, and compliance responsibilities. By presenting a summary report, the School Board can assess the implications of newly enacted laws, guide policy adjustments, and support the Superintendent in aligning district priorities with state requirements.

PURPOSE

Provide the School Board with an update on the outcomes of the 2025 Regular Legislative Session is essential to ensure informed governance, strategic planning, and timely implementation of new state mandates.

STRATEGIC PLAN - GOALS and GUARDRAILS

- District Operations, Accountability
- Safety
- Academics, School Support, and Wellness Supports

REQUEST TO THE SCHOOL BOARD

Review the bills presented and provide any appropriate guidance to the Superintendent, as needed.

FINANCIAL IMPACT

Final budget implications to be presented during a subsequent budget public hearings



2025 Regular Legislative Session Summary Report

Key Legislative Changes Affecting Education and District Operations

The 2025 Regular Legislative Session Summary Report presentation offers a detailed overview of the most significant legislative developments affecting the District, with a particular focus on education policy, funding, operations, and compliance. It summarizes over 30 enrolled bills that have direct or indirect implications for school sites, staff certification, student health and safety, curriculum standards, and district-level operations. Key areas addressed include adjustments to school start times, enhanced safety protocols, mental health service evaluations, instructional material updates, and changes to teacher preparation pathways.

The presentation also highlights budget negotiations and the status of the state's final appropriations bill, providing context for potential fiscal impacts and planning requirements. Legislative actions such as the implementation of the CERT Program, expanded student health services, and updated rules for charter schools and student athletics are also explored in depth. Additionally, it includes directives for compliance, strategic alignment with the District's goals, and guidance needed from the Department of Education.

Overall, the report equips the School Board and District leadership with the information necessary to begin implementing legislative changes effectively while identifying areas that require further clarification or planning.

External Government and Legislative Consultants

GRAYROBINSON
ATTORNEYS | ADVISORS | CONSULTANTS

Approved by the Board in December 2024, GrayRobinson is a premier law and consulting firm recognized as one of the most influential in Florida. Our multidisciplinary team of nearly 300 attorneys, advisors, and consultants brings deep experience and insight to every client engagement. With 16 offices across Florida and Washington, D.C., The firm serves a diverse range of clients—businesses, government entities, and individuals—by resolving complex legal issues, anticipating industry changes, and driving strategic momentum.

Their mission is to leverage our legal, lobbying, and regulatory expertise to help clients define and achieve their goals, while remaining deeply committed to serving our communities. We are proud to uphold a longstanding tradition of building relationships based on respect, loyalty, and integrity.

THE SOUTHERN GROUP

Approved by the Board in December 2024, The Southern Group is a pioneering influence firm that redefined the lobbying landscape in Florida and beyond. Founded 25 years ago, they were the first to introduce a new model of advocacy—bringing together top talent from business, government, and politics, and building a statewide network that gives our clients unmatched access to local and state decision makers.

Over the past two decades, the firm built and retained a seasoned team of experts who develop winning strategies, open doors to power, and connect clients with the right people at the right time. Many of them have served in the very institutions they now help their clients navigate. As the lines between government, business, and public interest continue to blur, they remain at the forefront—adapting to emerging trends and delivering strategic influence that goes beyond traditional lobbying. While advocacy remains their foundation, the firm's approach evolves with the moment, ensuring they stay smart, agile, and deeply connected in an ever-changing landscape.

SB 2510 - Prekindergarten Through Grade 12 Education

(*The budget is under Executive review and final action*)

Funding	Description	2024-2025 SY	2025-2026 SY	*Diff. +/-*
Full-time Equivalent (FTE)	*Standardized funding unit that represents one full-time student*	282,394	284,222	+2,228
Family Empowerment Scholarship Full-Time Equivalent (FES FTE)	*Portion of full-time student funding allocated to students in the Family Empowerment Scholarship Program*	40,477	48,822	+8,345
Base Student Allocation (BSA)	*Dollar amount assigned to each student in Florida's Education Finance Program (FEFP)*	$5,330.98	$5,372.60	+$41.62
Total Funding	*Total Funding*	$2,521,605,124	$2,578,537,900	+56,932,776
Total FES Cost	*Total amount of public education funding that is used to support students participating in FES*	-$353,358,100	-$424,895,862	+71,537,762
Per Student Funding	*amount of money the state allocates for each student enrolled in public education (primarily calculated through the FEFP)*	$8,929.40	$9,059.53	+$130.53
Comparable Wage Factor (CWF)	*Adjustment for regional differences in the cost of labor*	1.0259	1.0249	-.001

BCPS Line Items (*subject to Governor's veto*)

Broward Schools McArthur High School Aquaponics Greenhouse	$100,000
Broward County Public Schools Adults with Disabilities	$800,000

Florida Retirement System (FRS) Rates

	Description	2024-2025 SY	2025-2026 SY	*Diff. +/-*
Regular Class	*Standard retirement membership category*	6.73%	7.10%	+.37%
Elected Officials	*Individuals holding public elected offices*	11.79%	12.39%	+.60%
Deferred Retirement Option Program (DROP)	*Eligible members who have "retired" without leaving their job for up to 60 months, while their retirement benefits are held in a tax-deferred account earning interest*	8.49%	9.37%	+.88%

Unfunded Actuarial Liability (UAL) represents the portion of the Florida Retirement System (FRS) Pension Plan's obligations that exceeds its current assets.

Regular Class	*Rates vary by membership class and are updated annually*	4.84%	4.87%	+.03%
Elected Officials		44.23%	40.72%	-3.51%
Deferred Retirement Option Program (DROP)		10.64%	10.65%	.01%

Chief Financial Officer will provide a greater overview

Estimated Total Statewide Contribution Public Schools = $76.7m
Funds per student based on estimate: = $27.50 (FES FTE removed)

Schools of Hope
1002.333 F.S.

A charter school operated by a hope operator which serves students from one or more persistently low-performing schools; is in the attendance zone of a persistently low-performing school or within a 5-mile radius of such school, whichever is greater; and is a Title I eligible school.

These schools are designated to support charter schools established to serve students in areas with persistently low-performing traditional public schools. Recent legislative changes have expanded the criteria for designating a school as persistently low-performing, potentially increasing the number of schools eligible for this designation and, consequently, the number of Schools of Hope

- Expands the definition of a persistently low performing school to include lowest 10% in 2 of the last 3 EOY PM's in 3rd grade ELA **or** 4th grade math.
- Allowable locations outside of opportunity zone or school zone if no underused, vacant, or surplus property available within zone.
- Allows a school of hope to co-locate in an underused, vacant, or surplus public-school facility and requires the school district to provide facility-related services. Allows school of hope to use of underused, vacant, or surplus property is at no cost.
- Provides for continuation of schools of hope funding after 5 years based on performance metrics set by the State Board of Education (SBE).
- Requires reporting of schools of hope enrollment and performance data, including re-enrollment data and performance comparisons to similar Title I schools.
- Requires DOE to make recommendations, no later than July 1, 2028, on a Title I performance incentive program to reward Title I schools that have demonstrated excellence in student achievement and learning gains.

2025 Regular Legislative Session

Legislation Relative to BCPS School Sites and Operations

As of June 30, all bills have been approved through gubernatorial action.

The District is also awaiting further guidance from the Florida Department of Education.

Senate Bill 268

Public Records/ Congressional Members and Public Officers

Subject: School Board members

Expands public records exemptions by protecting partial home addresses, telephone numbers, and certain personal information of current public officers, and their families.

Note from the Superintendent: *This bill does not have a direct operational impact on the school district, as its provisions pertain solely to School Board members and the disclosure of their personal records.*

House Bill 259

Special Observances

Subject: Declaration and Observances

This bill designates August 21 as Fentanyl Awareness and Education Day in Florida, promoting public understanding of fentanyl risks and encouraging schools, local governments, and agencies to host awareness and prevention events.

Note from the Superintendent: *A resolution recognizing August 21 as Fentanyl Awareness and Education Day will be drafted and approved the Board at the July 2025 meeting to prepare for implementation in the upcoming school year. Legislation will lead the drafting, with support from District staff in developing awareness and prevention materials to support compliance of the bill.*

Senate Bill 356

Holocaust Remembrance Day

Subject: Declaration and Observances

Establishes January 27 as "Holocaust Remembrance Day," encouraging observance in public schools and state facilities, with optional instruction on the Holocaust, anti-Semitism, and Jewish contributions to humanity.

Note from the Superintendent: *The District currently has a Resolution recognizing International Holocaust Remembrance Day on January 27. We will update any language within it as necessary to ensure alignment with the new legislation.*

House Bill 447 — Disability History and Awareness Instruction

Subject: Declaration and Observances

The bill requires K–3 to include lessons on bullying and physical disabilities, mandates autism instruction for grades 4–6, hearing impairments for grades 7–9, and various learning and intellectual disabilities for grades 10–12.

Note from the Superintendent: *The impact of this bill on the district is fiscally minimal; however, the ESE Department will develop and provide instructional materials to be used across K-12 grade bands during the first two weeks of October.*

House Bill 549 — Gulf of America

Subject: Declaration and Observances

The bill requires all state agencies to replace references to "Gulf of Mexico" with "Gulf of America." Starting July 1, 2025, public and charter schools must use materials that adopt the "Gulf of America" terminology.

Note from the Superintendent: *This bill will not have a financial impact on the district. We will ensure that lessons, instructional materials, and resources purchased or created after the legislation's start date accurately reflect the Gulf of America designation.*

House Bill 1237 — Human Trafficking Awareness

Subject: Declaration and Observances

The bill mandates human trafficking awareness training for Florida public and charter school staff. By December 1, 2025, the Department of Education will provide free training covering victim identification and reporting. All affected staff must complete and acknowledge the training.

Note from the Superintendent: *Staff from the Department of School Culture and Student Support will ensure all required personnel complete the training provided by the Florida Department of Education and will coordinate with the Professional Learning team to document formal acknowledgment through our professional learning management system.*

House Bill 279 — False Reporting

Subject: Safety, Security, and Emergency Preparedness

The legislation targets individuals who knowingly make false or malicious emergency calls, like fake threats of violence, that cause serious harm, panic, or disruption. If such false reports result in severe injury, permanent harm, or death, the responsible parties face enhanced criminal penalties, mandatory restitution, and prosecution costs.

Note from the Superintendent: *This bill may impact the Student Code of Conduct, but no changes are needed from a discipline standpoint, as the district already enforces the strictest penalties for false threats. Principals will notify students and parents of the increased consequences within the first 10 days of school.*

Senate Bill 1374 — School District Reporting Requirement

Subject: Safety, Security, and Emergency Preparedness

The bill requires quick removal of arrested instructional staff, expands law enforcement notification to schools, mandates staff self-report arrests within 48 hours, allows volunteer background checks, and ensures confidentiality of sealed records.

Note from the Superintendent: *The bill has minimal impact, as the district already follows these practices. We will review potential rulemaking requirements for School Board Policies 2404 – Disqualifying Offenses and 2405 – Employee Self-Reporting of Arrests, Charges, and Criminal Proceedings in response to this legislation.*

Senate Bill 1546 — Background Screening of Athletic Coaches

Subject: Safety, Security, and Emergency Preparedness

The bill extends the deadline for completing Level 2 background screenings of athletic coaches to July 1, 2026.

Note from the Superintendent: *The bill has minimal impact, as the district already follows the conditions outlined in the bill .*

Senate Bill 1470 — School Safety

Subject: Safety, Security, and Emergency Preparedness

This bill expands the school guardian program to include childcare facilities, which must cover training and security costs, and allows partnerships with law enforcement. It authorizes sheriffs to certify guards, requires annual weapons checks, and strengthens reporting. School safety requirements are updated to cover times before and after school, define gate access zones, permit temporary classroom door locks, allow certain CTE exemptions, require safety briefings for substitute teachers, and direct the creation of a centralized panic alert system, pending funding.

Note from the Superintendent: *The impact of this bill on the district includes revising locked door requirements for CTE programs, common areas, parking lots, and other exclusive zones, including the types of locks used. The district already has integrated measures in place that meet the requirements for the centralized panic alert system.*

House Bill 597 — Diabetes Management in Schools

Subject: Student Health

The bill allows schools to stock undesignated glucagon, enter supply agreements, and accept donations or grants for its purchase. It permits glucagon to be prescribed and dispensed in the school's name for emergency use per student care plans, provides liability protections for proper administration, and requires the State Board of Education to adopt implementing rules.

Note from the Superintendent: *The impact of this bill on the district is minimal, as school staff who work with students with diabetes already receive training from a licensed nurse on recognizing the signs and symptoms of hypo- and hyperglycemia, including when the administration of glucagon is necessary.*

Senate Bill 1070 — Electrocardiograms for Student Athletes

Subject: Student Health

The bill requires ECG screening for student athletes before participation, starting in 2026–27, with medical and religious exemptions. The FHSAA will set rules for clearance after abnormal results. Schools have limited liability, and districts must seek partnerships for low-cost ECGs, with exemptions if under $50 screenings aren't available.

***Note from the Superintendent**: The district will support this legislation through existing partnerships, with the Student Athletics department collaborating closely with the Strategic Partnerships department.*

Senate Bill 1514 — Anaphylaxis in Traditional Public and Public Charter Schools

Subject: Student Health

The bill requires K–8 schools to provide anaphylaxis training, maintain emergency plans, train staff on epinephrine use, and ensure students' action plans are accessible. The State Board of Education will adopt rules by October 1, 2025.

***Note from the Superintendent**: The District already uses three methods to identify students with anaphylaxis: parents or guardians indicate allergies on the Student Emergency Contact Card, Coordinated Student Health Services collects detailed health information via the Health Condition Review form on Focus, and gathers medical statements for special meal accommodations.*

Senate Bill 958 — Type 1 Diabetes Early Detection Program

Subject: Student Health

Requires the Department of Health to develop informational materials on Type 1 diabetes for parents of VPK through 1st grade students. District must notify parents of the Type 1 diabetes early detection materials by September 30, 2025, and annually thereafter.

***Note from the Superintendent**: Coordinated Student Health Services (CSHS) is currently collaborating with the FDOH to determine the educational materials that will be developed . Once finalized, CSHS and Senior Leadership will implement a plan to inform all parents of VPK, Kindergarten, and 1st grade students and the required resources.*

House Bill 1607 — Cardiac Emergencies

Subject: Student Health

The bill requires schools to teach hands-on CPR and AED use, with basic first aid and CPR training provided once in middle school and once in high school. Schools must develop a PULSE plan for urgent emergencies aligned with local responders. Every public and charter school must have at least one operational AED and train staff in first aid, CPR, and AED use. Liability protection is provided for staff and volunteers using defibrillators under Good Samaritan laws.

***Note from the Superintendent**: The impact on the district may include rulemaking for Policy 5303 – First Aid but overall is low since the district already has AEDs and provides CPR training. The district will also monitor charter school compliance with the legislation.*

House Bill 969 — Reporting of Student Mental Health Outcomes

Subject: Student Mental Health Services and Compliance

The bill requires OPPAGA to evaluate and report on school district mental health services by the end of 2025 and 2026, reviewing compliance, outcomes, and program integration, with input from districts and the Department of Education.

***Note from the Superintendent**: The impact to the district is minimal, as we will collect and provide required data per the new policy. The department is already experienced in submitting similar data and reports to evaluators.*

Senate Bill 738 — Child Care and Early Learning Providers

Subject: Academics

The bill modernizes childcare licensing by introducing a three-level violation system, stricter inspections, faster background checks, and revised training requirements including in-person CPR. It allows provisional hires under supervision, requires annual county licensing votes, and exempts certain federal facilities and preschools from licensing or fees.

***Note from the Superintendent**: In-person CPR training with at least one trained staff member present and now includes free online training.*

Senate Bill 1102 — School Readiness Program

Subject: Academics

The bill expands special needs eligibility and funding for school readiness providers who meet training and program standards, with new staff training requirements starting July 1, 2027.

Note from the Superintendent: *The district is working with the Early Learning Coalition to access additional funds for Before and Aftercare programs supporting students with disabilities. It will communicate the legislation's impact to the community and adjust eligibility evaluations and training to ensure compliance.*

House Bill 681 — Apprenticeship and Preapprenticeship Program Funding

Subject: Academics

The bill mandates fair division of apprenticeship funding with formal agreements, requires a standard contract and transparency tool by July 2026, and sets public notice and reporting rules for Workforce Education Funding meetings.

Note from the Superintendent: The district is working with Broward College to start the program. The district must use state contract templates to split apprenticeship funding, with administrative-only roles capped at 10%. It must submit detailed program data for an annual state report.

Senate Bill 112 — Children with Development Disabilities

Subject: Exceptional Student Education

The bill expands state support for children with autism and developmental disabilities through early intervention, school readiness, specialized education, and professional training.

Note from the Superintendent: This bill may increase enrollment in BCPS ESE PreK 3-year-old programs if families opt for the Early Steps Extended Option. It could also impact ESE PK-12 ASD traditional school enrollment due to grant-funded autism charter school startups or expansions, potentially increasing workload and affecting overall district enrollment.

House Bill 1145 — Workforce Education

Subject: Academics

The bill makes charter schools eligible for the Workforce Development Capitalization Incentive Grant Program, requires districts and colleges to offer money-back guarantees on three more programs by July 1, 2026, and sets stricter student eligibility and reporting requirements for tuition reimbursement.

***Note from the Superintendent**: Charter schools are now eligible for Workforce Grant funds and were included in Broward's prior application. By July 1, 2026, the district must expand its money-back guarantee to six programs, increasing accountability as unsuccessful job outcomes may require tuition refunds.*

House Bill 85 — Hazardous Walking Conditions

Subject: Operations and Safety

The bill broadens the criteria for identifying hazardous walking conditions for public elementary students to include walkways adjacent to limited access facilities, as defined by Florida transportation law.

***Note from the Superintendent**: The bill poses minimal impact to the district, as transportation exceptions for students facing hazardous walking conditions are already in place. The Environmental Health & Safety Department will continue coordinating with Student Transportation to review and administer these exemptions.*

Senate Bill 296 — Middle/High School Start Times

Subject: Operations

The bill requires middle schools to start no earlier than 8:00 a.m. and high schools no earlier than 8:30 a.m. by July 1, 2026. However, districts will be considered compliant if they submit a report to the Department of Education by June 1, 2026, outlining start times, planning strategies, financial impacts, and potential unintended consequences.

***Note from the Superintendent**: There is minimal impact to district operations, as compliance only requires submitting a report to the Florida Department of Education by the June 1, 2026, deadline.*

Senate Bill 1402 — Student Enrolled in Dropout Retrieval Program

Subject: Academics

The bill requires virtual instruction providers to receive separate school grades or improvement ratings in each district they serve. Dropout retrieval programs, which serve students who have withdrawn and are not currently enrolled, are exempt from district grading but must choose either a school grade or improvement rating for accountability.

***Note from the Superintendent**: There is no impact on the District's virtual programs, as Broward Virtual already receives a school grade. The legislation increases accountability for providers like the Acceleration Academy. The District will monitor whether students coded as dropout retrieval must be included in school improvement ratings. Overall, this bill mainly affects providers' accountability and has low impact on the District.*

House Bill 443 — Education

Subject: Charter Schools Support

The bill updates charter school rules, allowing greater flexibility in funding, enrollment, and conduct codes. It limits sponsor audit demands, ensures data access, prevents landlord conflicts of interest, permits high-performing charters to take over others, and gives Pre-K students enrollment preference.

***Note from the Superintendent**: The Charter Schools Support Services Department will work with Finance to monitor the impact of relaxed timing for charter schools' financial and cost report submissions, ensuring they align with district deadlines.*

House Bill 809 — School Social Workers

Subject: Student Services and Certifications

The bill exempts school social workers from needing to demonstrate mastery of general and subject area knowledge under s. 1012.55, F.S.

***Note from the Superintendent**: This exemption is anticipated to enhance the retention of school social workers by alleviating the challenges and financial burdens associated with passing the general knowledge examination. At this time, the bill does not necessitate any changes to existing district policies.*

Senate Bill 462 — Transportation

Subject: Operations

The bill creates an administrative hearing option for school bus safety violations, allowing individuals to contest citations within 60 days and avoid court fees. Hearings may be virtual or in person, with evidence reviewed under oath. If upheld, a $200 fine plus administrative costs applies. Appeals follow existing state procedures, and the process applies to unresolved cases after July 1, 2025. The bill also allows FDOT to grant up to $5 million annually (FY 2025–2030) to state colleges and school districts—prioritizing rural areas—for equipment simulators, instructional aids, and construction courses with OSHA and simulator certifications.

***Note from the Superintendent**: The bill amends Fla. Stat. § 316.173 and imposes new administrative duties on the District related to the implementation of the school bus infraction detection system, including managing the hearing process and appointing qualified hearing officers*

House Bill 875 — Educator Preparation

Subject: Teacher Preparation, Certification, and Mentorship Pathways

The bill reduces internship hours for experienced counseling students, allows part-time non-degreed arts teachers, and sets uniform teacher prep curricula by 2027. It creates the Florida Center for Teaching Excellence and a mentorship-based alternative certification program (CERT). By 2029, general knowledge tests are replaced with education courses, and mentors must have professional certification and reading endorsements for K-3 teaching support.

***Note from the Superintendent**: We have concerns about implementing the CERT Program outlined in HB 875, particularly how it will impact our district's existing Professional Learning Certification Program (PLCP), which supports over 150 educators through 2026–2027. To ensure a smooth transition, we need clear guidance on how CERT will be implemented at the district level and integrated with PLCP, steps we should take now to prepare mentors, staff, and participants for the shift, and given our current PLCP scale, early planning is critical. We are seeking direction from the Department of Education to begin aligning our systems and teams with the new certification requirements.*

House Bill 1105 — Education

Subjects: Governance, Charter Schools Policy, Student Services, Academics, and Technology Use

The bill requires local government infrastructure surtax revenues shared with school districts to also be proportionally shared with eligible charter schools for specified uses, with unspent funds reverting to the sponsor if a charter closes. It expands definitions and enforcement related to trespassing on school property and buses, including warrantless arrests. The bill updates conversion charter school processes, allows new sponsors, mandates financial reporting, and sets property and leasing rules. It grants enrollment preference to children of employees in job-creating entities and standardizes charter monitoring. Graduation changes include alternative paths for non-diploma students, revised IEP reviews, and new course options like AICE and marching band credits. It requires FDOE to develop workforce credentialing for students with autism or on modified curricula. Wireless device use is banned for elementary and middle school students during the school day, with designated phone areas in high schools and a study on phone bans' effects. State colleges may set enrollment rules for students who lack exam passage but have credits, and dual enrollment agreements must clarify transportation and scheduling. The bill also adds liability insurance to allowable millage expenditures, expands Bright Futures academic awards, raises volunteer hour requirements, broadens grant eligibility to charters, and mandates math endorsement competencies by 2026.

Note from the Superintendent: *Internship info must be included in counseling materials, and two years of marching band can fulfill a PE or arts credit. By January 2026, the DOE will create a guide for students who don't earn a standard diploma, which districts must provide with transcripts. Districts must develop programs for students with autism or modified curricula and promote Bright Futures scholarships in their career plans. The district will expand work-based learning for students with disabilities in grades 9-12 to boost engagement, career readiness, and experiential learning.*

House Bill 1255 — Education

Subjects: Teacher Workforce, School Choice, Academics, Student Services, and Parental Engagement

The bill updates teacher shortage area terminology and private school background checks, removes the Commissioner's role in diversity oversight, and sets admission standards for preeminent universities. It expands opioid antagonist definitions, requires parental consent for corporal punishment, and limits local rules on charter schools. It changes VPK transfer rules, revises School Readiness income eligibility, and mandates waitlist tracking by income and priority. Academic standards must be simplified by 2026, and reading interventions require certified or micro-credentialed staff. Financial literacy courses must cover higher education costs and FAFSA. Principals must refer certain students to support teams, and superintendents manage expulsion extensions. Districts must inform parents about scholarship and tutoring programs, count tutoring hours for Bright Futures, and can use millage funds for liability insurance.

Note from the Superintendent: *The district will implement the necessary measures and protocols to ensure full compliance with the legislation and effectively accommodate its provisions.*



Senate Bill 248

Student Participation in Interscholastic & Extracurricular Sports

Subject: Student Athletics

The bill allows home-educated and private school students more access to public school sports.

Note from the Superintendent: *The district will implement the necessary measures and protocols to ensure compliance with the legislation and effectively accommodate the increased participation of home-education and private school students in our athletic programs.*

Senate Bill 1080

Local Government Land Regulation

Subject: Facility Planning & Real Estate

The bill prohibits school districts from charging alternative fees instead of impact fees unless they comply with legal requirements and requires districts to justify these fees in any legal disputes.

Note from the Superintendent: *The impact to the district is still under review; meanwhile, Local Government Land Regulation will continue routine operations, and the Real Estate Department will monitor and report on proportional share mitigation and school concurrency fees.*





2026 REGULAR SESSION DATES

October, November & December 2025	**Committee Weeks** are scheduled periods before the official start of a legislative session during which lawmakers meet in committees to review, discuss, and revise proposed legislation. These weeks serve as a preparatory phase for the regular session, allowing legislators to: •Hear presentations from state agencies and stakeholders •Draft and debate bills •Conduct oversight of existing programs •Begin budget discussions •Set priorities for the upcoming session
September 16, 2025	School Board adopt the 2026 State Legislative Priorities
October 2025 *(Exact Date TBD)*	Joint Delegation Meeting with the Broward Legislative Delegation
January 13, 2026	Regular Session convenes
March 3, 2026	Last day for regularly scheduled committee meetings
March 13, 2026	Last day of Regular Session
July 1, 2026	New legislation becomes effective



Debra Hixon, Chair
Sarah Leonardi, Vice Chair

Lori Alhadeff
Maura McCarthy Bulman
Alex Cervera, Esq.
Dr. Jeff Holness
Nora Rupert
Rebecca Thompson
Dr. Allen Zeman

Dr. Howard Hepburn
Superintendent of Schools

The School Board of Broward County, Florida, prohibits any policy or procedure which results in discrimination on the basis of age, color, disability, gender identity, gender expression, genetic information, marital status, national origin, race, religion, sex or sexual orientation. The School Board also provides equal access to the Boy Scouts and other designated youth groups. Individuals who wish to file a discrimination and/or harassment complaint may call the Director, Equal Educational Opportunities/ADA Compliance Department & District's Equity Coordinator/Title IX Coordinator at 754-321-2150 or email eeo@browardschools.com.

Individuals with disabilities requesting accommodations under the Americans with Disabilities Act Amendments Act of 2008, (ADAAA) may call Equal Educational Opportunities/ADA Compliance Department at 754-321-2150 or email eeo@browardschools.com.

2025 Regular Legislative Session Comprehensive Report



JULY 29, 2025

Established 1915

BROWARD
County Public Schools

The Florida Senate

FLORIDA HOUSE of REPRESENTATIVES

Please find below a **detailed** description of legislative actions taken during the sessions of the Florida Senate and Florida House of Representatives. The following 32 bills have been **enrolled**, meaning they have passed both legislative chambers in identical form and are now being prepared for presentation to the Governor for final approval or veto.

School Board Member Legislation
SB 268- Public Records/ Congressional Members and Public Officers……03

Declaration and Observances Legislation
HB 259- Special Observances……03
SB 356- Holocaust Remembrance Day……..03
HB 249- Gulf of America……...03
HB 1237- Human Trafficking Awareness ……..04
HB 477- Disability History And Awareness Instruction……04

Safety, Security, and Emergency Preparedness Legislation
HB 279- False Reporting……....05
SB 1374- School District Reporting Requirement……05
SB 1470- School Safety……..06
SB 1546- Background Screening of Athletic Coaches……07

Student Health Legislation
HB 597- Diabetes Management in Schools……08
SB 958- Type 1 Diabetes Early Detection Program……08
SB 1070- Electrocardiograms for Student Athletes……09
SB 1514- Anaphylaxis in Traditional Public and Public Charter Schools……..09
HB 1607- Cardiac Emergencies……10

Student Mental Health Service and Compliance Legislation
HB 969- Reporting of Student Mental Health Outcomes……10

Exceptional Student Education Legislation
SB 112- Children with Development Disabilities……..11

Academics Legislation
HB 681- Apprenticeship and Pre-apprenticeship Program Funding……..11
SB 738- Child Care and Early Learning Providers……12
SB 1102- School Readiness Program……13
HB 1145- Workforce Education……14
SB 1402- Student Enrolled in Dropout Retrieval Program……....14

Operations Legislation
HB 85- Hazardous Walking Conditions……15
SB 462- Transportation……..15
SB 296- Middle/High School Start Times……..16

Strategy and Innovation Legislation
HB 443- Education……....17
SB 248- Student Participation in Interscholastic & Extracurricular Sports……....18

Student Services and Certifications Legislation
HB 809- School Social Workers……....18

Facility Planning & Real Estate Legislation
SB 1080- Local Government Land Regulation……..19

Education Legislation
HB 875- Educator Preparation……...20
HB 1105- Education……..…..22
HB 1255- Education……..23

[PLEASE PROCEED TO THE NEXT PAGE]

SB 268- Public Records/ Congressional Members and Public Officers

The bill exempts from public records copying and inspection requirements the partial home addresses and telephone numbers of certain public officers (including Superintendents and School Board members), as well as their spouses and adult children; and the names, home addresses, telephone numbers, and dates of birth of their minor children, if any, as well as the names and locations of the school or day care facility said children attend. The exemption repeals on October 2, 2030, unless reviewed and saved by the Legislature.

HB 259- Special Observances

This bill designates August 21 of each year as Fentanyl Awareness and Education Day to promote statewide awareness of the dangers associated with fentanyl use and the risk of overdose. The legislation encourages participation from state agencies, local governments, public schools, and other relevant entities in sponsoring educational events and outreach initiatives. These efforts aim to inform communities about the risks of fentanyl, available prevention resources, and broader issues related to substance use and abuse. The observance supports proactive engagement and education to help combat the growing opioid crisis.

SB 356- Holocaust Remembrance Day

This bill establishes Holocaust Remembrance Day to be observed annually on January 27. It requires the Governor to issue a proclamation each year recognizing the day, which may be commemorated in public schools, at the State Capitol, and in other locations as designated by the Governor. The bill also permits public schools to provide educational instruction on January 27—or an alternative appropriate date—focused on the historical impact and atrocities of the Holocaust, the dangers of anti-Semitism, and the positive contributions of the Jewish community to global society. The observance aims to promote historical awareness, tolerance, and cultural understanding among students and the broader public.

HB 249- Gulf of America

This bill mandates that all state agencies update official documents and communications by replacing the term “Gulf of Mexico” with “Gulf of America.” Beginning July 1, 2025, public and charter schools will be required to adopt and utilize instructional materials that reflect this terminology change. The legislation aims to standardize geographic references across state-supported institutions and educational resources.

HB 1237- Human Trafficking Awareness

This bill establishes mandatory human trafficking awareness training for personnel in all public schools, including charter schools. By December 1, 2025, the Department of Education (DOE) is required to identify a free training curriculum that may be delivered either in person or online. The training must cover key topics, including:

- The distinction between sex trafficking and labor trafficking,
- How to identify students who may be victims,
- The responsibilities of school employees in recognizing, reporting, and responding to suspected cases, and
- A clear protocol for reporting suspected human trafficking.

The bill mandates training for three categories of school personnel:

- Instructional personnel, such as teachers, counselors, social workers, career specialists, school psychologists, librarians, media and learning specialists, and paraprofessionals,
- School administrators, and
- Educational support employees, including doctors, nurses, secretaries, craft workers, and service workers.

The goal of this legislation is to equip school staff with the knowledge and tools necessary to recognize and respond effectively to potential human trafficking situations, thereby enhancing student safety and well-being.

HB 477- Disability History And Awareness Instruction

The bill, titled the "Evin B. Hartsell Act," enhances the current framework for disability history and awareness instruction in Florida's public schools. While school districts may continue to choose whether to offer this instruction during the first two weeks of October, the legislation establishes more structured and grade-specific content requirements for those that do. The goal is to provide age-appropriate education that fosters empathy, understanding, and inclusion among students at all grade levels.

Under the new guidelines, instruction must be tailored as follows:

- Kindergarten through Grade 3: Lessons should include discussions aimed at promoting kindness and respect, particularly regarding physical disabilities. Activities should be interactive and designed to engage young learners in understanding differences and discouraging bullying behavior.
- Grades 4 through 6: Students should receive foundational knowledge about autism spectrum disorder (ASD), helping them recognize its characteristics and better understand the experiences of peers who may be on the spectrum.
- Grades 7 through 9: Instruction should shift to focus on hearing impairments, including both the physiological aspects and the social implications, to build awareness and promote the inclusion of individuals who are deaf or hard of hearing.

- Grades 10 through 12: High school students should explore more complex topics such as learning and intellectual disabilities, including how these conditions may affect academic performance, social interactions, and post-secondary success.

In support of this initiative, the bill also authorizes the Florida Department of Education to collaborate with the Evin B. Hartsell Foundation in the development and refinement of instructional materials aligned with the act's objectives. This partnership aims to ensure that content is accurate, relevant, and informed by best practices in both education and disability advocacy.
This legislation provides an opportunity for school districts to reinforce their commitment to diversity, equity, and inclusion while educating students on the lived experiences of individuals with disabilities throughout their academic journey.

HB 279- False Reporting

This bill strengthens penalties for the misuse of the 911 emergency response system by amending section 365.172, F.S. It establishes that knowingly causing another person to access 911 to make a false alarm, false complaint, or report false information constitutes a first-degree misdemeanor.
The legislation further introduces elevated criminal penalties based on the consequences of misuse:

- A third-degree felony applies when the misuse results in great bodily harm, permanent disfigurement, or permanent disability.
- A second-degree felony applies when the misuse leads to a death as a proximate result of lawful emergency response conduct.

The bill also reduces the threshold for enhanced penalties, allowing a third-degree felony charge after two prior convictions, instead of four. Additionally, it eliminates the former enhanced penalty based on receiving emergency services exceeding $100 in value.
Upon conviction, courts are required to order offenders to pay:

- The full costs of prosecution and investigation,
- Restitution to any victim who suffers injury or damage resulting from misuse, and
- Restitution to respond to public safety agencies for costs incurred during the emergency response.

This legislation aims to deter abuse of emergency services, ensure accountability, and protect the integrity of public safety systems.

SB 1374- School District Reporting Requirement

This bill significantly updates background screening, reporting, and self-reporting requirements for school employees and volunteers, while also expanding district responsibilities and compliance measures.

Key provisions include:

- Policy for Temporary Removal: District school boards must adopt a policy to temporarily remove instructional personnel from the classroom within 24 hours of notification of an arrest for a felony or any misdemeanor offense included in Level 2 background screening standards.
- Expanded Law Enforcement Notifications: Law enforcement agencies are now required to notify school districts not only of felony arrests but also misdemeanor arrests that fall under Level 2 screening criteria.
- Expanded Self-Reporting Requirements: Instructional and administrative personnel must self-report felony and applicable misdemeanor arrests within 48 hours. The bill clarifies that such self-reports are not considered admissions of guilt and are inadmissible in any legal or administrative proceedings.
- Volunteer Screening Options: Public and private schools participating in state scholarship programs are authorized to conduct background checks on volunteers through the Care Provider Background Screening Clearinghouse or request national criminal history checks via the Florida Department of Law Enforcement.
- Handling of Sealed and Expunged Records: School districts are required to manage sealed or expunged criminal records disclosed through self-reporting in accordance with existing state confidentiality laws.

This legislation strengthens school safety protocols by improving transparency, ensuring prompt action following arrests, and expanding background check options for both staff and volunteers.

SB 1470- School Safety



This comprehensive bill significantly expands and refines Florida's school safety framework, with major changes to the Chris Hixon, Coach Aaron Feis, and Coach Scott Beigel School Guardian Program, security personnel training and oversight, physical security requirements, and emergency response protocols.

The bill strengthens the alignment between school security guards and school guardians by requiring that all training—both initial and ongoing—be conducted or approved by a sheriff. It mandates pre-training background screenings, psychological evaluations, and drug testing for participants. Sheriffs are required to maintain comprehensive records of training, certification, and firearm qualification. The bill prohibits waivers of training or screening costs for private security agencies and authorizes sheriffs to train individuals legally permitted to carry concealed firearms, including those under permitless carry provisions. Additionally, eligibility for participation in the school guardian program is extended to childcare facilities, aligning them with private schools.

To enhance transparency and accountability, the bill expands reporting requirements by aligning standards for school security guards with those for school guardians. Security agencies, alongside schools and sheriffs, must report employment and separation data to the Florida Department of

Law Enforcement (FDLE). FDLE is directed to maintain a consolidated statewide database that tracks guardians and security guards, including certification status, firearm discharges, and reported misconduct.

The bill refines campus and door security protocols by applying locked campus and access measures from 30 minutes before until 30 minutes after the school day. It permits doors and gates to remain unlocked if a locked barrier separates them from student areas and provides documented exemptions for career and technical education spaces where locked doors pose safety risks, as well as common areas like cafeterias and media centers during non-instructional times. Furthermore, it mandates school safety training for substitute teachers prior to their first day of teaching.

During active assailant incidents, the bill authorizes the use of temporary door locking devices that allow one-step egress from inside without a key, ingress from outside with a key or credential, compliance with the Florida Fire Prevention Code, and integration into the school's active assailant response plan.

Subject to funding, the Florida Department of Education must create a centralized panic alert and digital campus mapping system. Public and charter schools are required to connect to this system to facilitate real-time emergency coordination with law enforcement and first responders.
The bill codifies the Office of Safe Schools' (OSS) authority over behavioral threat assessment and management, including oversight of the statewide threat management process and the Florida-specific threat assessment tool. It authorizes the State Board of Education to establish rules governing data access within the threat management portal.

Lastly, the OSS is tasked with convening a multidisciplinary stakeholder workgroup—comprising law enforcement, educators, mental health professionals, and safety experts—to develop recommendations for the Florida Institute of School Safety. A formal report from this workgroup is due to the Governor and Legislature by January 1, 2026.

Overall, this legislation represents a comprehensive enhancement of Florida's school safety infrastructure, emphasizing improved coordination, rigorous training, increased accountability, and heightened preparedness.

SB 1546- Background Screening of Athletic Coaches

The bill amends section 943.0438, F.S., to extend the implementation deadline for the requirement that current and prospective athletic coaches undergo a Level II background screening. Originally set to take effect on January 1, 2025, the compliance date is now postponed to July 1, 2026. This extension provides additional time for schools, athletic associations, and related organizations to align their hiring and screening processes with the updated statutory requirements.

HB 597- Diabetes Management in Schools

Chapter 2025-15, L.O.F., authorizes school districts and public schools to acquire and maintain a supply of undesignated glucagon to support students with diabetes. The legislation requires that glucagon be stored securely but remains immediately accessible to authorized personnel for timely administration.

School districts and schools are empowered to:

- Enter agreements with manufacturers or suppliers to obtain glucagon free of charge, at fair market value, or at a reduced price,
- Accept donated or transferred glucagon that meets specified standards, and
- Seek monetary donations or apply for grants to fund glucagon purchases.

The bill authorizes county health departments to issue glucagon prescriptions in the name of the school district or public school and permits licensed health care practitioners to prescribe glucagon accordingly. Licensed pharmacists are authorized to dispense glucagon under these provisions. Participating schools must make glucagon available for administration as directed in a student's diabetes medical management plan or by a health care practitioner. Following administration, employees are required to call for emergency assistance and notify the students' parents or guardians.

The bill provides civil and criminal immunity protections to individuals and entities who appropriately administer glucagon in good faith. The State Board of Education is tasked with adopting rules to guide the implementation of these requirements, ensuring consistency and safety across all participating schools.

SB 958- Type 1 Diabetes Early Detection Program

This bill mandates the Department of Health (DOH), in partnership with school districts statewide, to develop and disseminate informational materials on Type 1 diabetes targeted at parents and guardians of students. Within 90 days after July 1, 2025, the DOH must create educational resources focused on the early detection of Type 1 diabetes and make them available on its website. These materials will be accessible to every early learning coalition, school district, and charter school throughout the state.

Additionally, the DOH is required to establish a standardized notification process for early learning coalitions, school districts, and charter schools to inform parents and guardians of voluntary prekindergarten, kindergarten, and first-grade students about the availability of these materials. Notifications must be issued by September 30, 2025, and annually thereafter.
The informational materials will include, at a minimum:

- An overview and description of Type 1 diabetes,
- Identification of risk factors and warning signs associated with the condition,
- Explanation of the screening process for early detection using a blood autoantibody test,
- Recommendations for further medical evaluation for students exhibiting warning signs or positive screening results.

This initiative aims to enhance early awareness and detection of Type 1 diabetes among young children, facilitating timely intervention and improved health outcomes.

SB 1070- Electrocardiograms for Student Athletes

The bill, titled the "Second Chance Act," mandates that beginning with the 2026-2027 school year, all students must undergo an electrocardiogram (EKG) screening prior to participating or seeking to participate in interscholastic athletic competitions for the first time. The screening must adhere to standards set by the Florida High School Athletic Association's (FHSAA) Sports Medicine Advisory Committee. Students who have had an EKG within the two years prior to the 2026-2027 school year may use those results to fulfill this requirement.

The FHSAA is required to adopt bylaws preventing student participation if an abnormal EKG is detected, until the student provides written medical clearance from an authorized health professional.

To facilitate access, each school district must actively seek public and private partnerships to offer low-cost EKG screenings to students. Students residing in counties where districts cannot secure EKGs for less than $50 per student will be exempt from this requirement.

The bill allows exceptions to the EKG mandate under the following conditions:

- Written parental objection on religious grounds,
- Medical exemption provided by a licensed physician, and
- Inability of the school district to secure affordable EKG services.

Additionally, the bill permits qualified practitioners holding equivalent licensures from other states, who are in good standing, to conduct the required EKG screenings. This legislation is designed to improve early detection of cardiac issues among student athletes, promoting their health and safety during competitive sports participation.

SB 1514- Anaphylaxis in Traditional Public and Public Charter Schools

This bill mandates that district school boards and charter school governing boards ensure that a student-specific emergency action plan for anaphylaxis is actively always maintained and readily accessible for each student in kindergarten through grade eight. This includes when students are participating in extracurricular activities, athletics, school dances, and contracted before- and after-school programs on campus.

Additionally, the bill requires schools serving these grade levels to provide comprehensive training to an adequate number of school personnel and contracted staff on both preventing and responding to allergic reactions, including anaphylaxis. The training must cover how to recognize the signs and symptoms of anaphylaxis and the proper administration of an FDA-approved epinephrine delivery device with a premeasured, weight-appropriate dose.

To support consistent implementation, the State Board of Education, in consultation with the Department of Health, is tasked with adopting rules by October 1, 2025, which will include identification of an approved training curriculum.

This legislation strengthens student safety by ensuring preparedness and swift response to potentially life-threatening allergic reactions in school settings.

HB 1607- Cardiac Emergencies

This bill requires school districts to provide basic first aid and cardiopulmonary resuscitation (CPR) training to all students twice during their education—once in middle school and once in high school—through physical education or health classes. The training must include hands-on CPR practice and instruction on the use of an automated external defibrillator (AED).

The legislation establishes the Plan for Urgent Life-Saving Emergencies (PULSE), a district-level protocol designed to guide school personnel in responding effectively to sudden cardiac arrest and similar emergencies. The PULSE plan must incorporate evidence-based practices, align with recommendations from the American Heart Association, and integrate seamlessly with local emergency response systems.

By July 1, 2027, every public school, including charter schools, is required to have at least one operational AED on campus, placed in a clearly marked and publicly accessible location. Schools must maintain AEDs in accordance with manufacturer guidelines, keep thorough maintenance records, register AED locations with the local emergency medical services medical director, and ensure staff are appropriately trained in CPR and AED use. The bill specifies that compliance with Florida High School Athletic Association (FHSAA) AED rules alone does not fulfill these broader school requirements.

Finally, the bill offers civil liability protections for school employees and volunteers acting in good faith during emergencies under the Good Samaritan Act and the Cardiac Arrest Survival Act, encouraging prompt and confident life-saving actions.

HB 969- Reporting of Student Mental Health Outcomes

This bill mandates that the Office of Program Policy Analysis and Government Accountability (OPPAGA), in collaboration with the Department of Children and Families (DCF), the Department of Education (DOE), the Louis de la Parte Florida Mental Health Institute, and other relevant stakeholders, conduct a comprehensive evaluation of school district student mental health services and support. The evaluation will also assess districts' compliance with existing statutory requirements related to mental health.

To facilitate this process, the bill requires the DOE, along with school district threat management coordinators and mental health coordinators, to provide OPPAGA with specific data and

information necessary for accurate reporting and thorough evaluation. This initiative aims to enhance the effectiveness, accountability, and quality of mental health support available to students statewide.

SB 112- Children with Development Disabilities

This bill enhances state efforts to support children with autism spectrum disorder (ASD) and other developmental disabilities through improved early intervention, school readiness services, specialized educational options, and professional training initiatives. It codifies new responsibilities for the University of Florida Center for Autism and Neurodevelopment (UF CAN), establishes targeted grant programs, and expands eligibility for Florida's Early Steps Program.

A key provision is the creation of the Early Steps Extended Option, allowing eligible children to receive Early Steps services until the school year following their fourth birthday. To qualify, children must meet specific eligibility criteria, with coordination required between Early Steps offices and school districts to ensure smooth transitions. The Department of Health (DOH) will seek federal approval but may implement the program using state funds independently.

The bill allocates recurring and nonrecurring funding to support program implementation, including new full-time positions at DOH.



Additionally, the bill establishes two grant programs administered by UF CAN:

Autism Charter School Startup Grants to assist in developing or expanding charter and laboratory schools exclusively serving students with autism, prioritizing rural and underserved areas.

Specialized Summer Program Grants to support inclusive summer services for children with autism and significant cognitive or behavioral needs, funding programs that provide comprehensive, structured summer activities and therapies.

Together, these initiatives aim to strengthen the continuum of care and educational opportunities for children with autism and related developmental challenges statewide.

HB 681- Apprenticeship and Pre-apprenticeship Program Funding

The bill introduces significant modifications to enhance transparency, financial accountability, and governance in the administration of registered apprenticeship and pre-apprenticeship programs. It establishes clearer requirements for partnerships between local educational agencies (LEAs) and program providers, updates reporting timelines and content, and improves public accessibility to workforce education funding data.

Key provisions include:

- Uniform Standards and Partnership Agreements- The Department of Education (DOE) is mandated to establish uniform minimum standards and policies governing apprenticeship and pre-apprenticeship programs. These standards are designed to promote equitable and transparent funding arrangements between LEAs and program partners. Partnership agreements must explicitly outline each party's responsibilities and define the funding split based on the services provided. Notably, if the LEA's involvement is limited to administrative functions, its share of funding is capped at 10%.
- Standardized Contract Template- DOE is required to develop and provide a standardized model contract template for LEA-program partnerships. This template will address critical elements such as roles, funding terms, legal compliance, and reporting obligations to ensure consistency and legal adherence across all agreements.
- Enhanced Reporting Requirements- The bill revises the content and deadlines for DOE's annual apprenticeship and preapprenticeship report, shifting the publication deadline from September 1 to November 30. Expanded reporting will include detailed expenditure summaries delineating both LEA and program responsibilities and costs. Additionally, reports must now disclose the total funds received by each training provider, program, and occupation. Administrative cost reporting is augmented to include the total personnel hours dedicated to program administration.
- Funding Transparency Tool- To increase public accessibility to financial data, DOE is directed to develop and launch an online funding transparency tool by July 1, 2026. This tool will offer searchable historical funding data for the previous three fiscal years, categorized by funding sources, school district, and Florida College System institutions.
- District Workforce Education Funding Steering Committee Enhancements- The bill strengthens governance by imposing new procedural requirements on District Workforce Funding Steering Committee meetings, including mandatory public notice, opportunities for public comment, publication of workpapers, and allowance for remote participation. Furthermore, the timeline for submitting the funding model to the Legislature is adjusted to at least two months prior to the start of the legislative session, advancing from the previous March 1 deadline.

These changes collectively aim to foster greater accountability, transparency, and collaboration in the management of apprenticeship and pre-apprenticeship programs, ensuring effective use of workforce education funds and enhancing public trust in these vital initiatives.

SB 738- Child Care and Early Learning Providers

The bill modernizes and revises several key aspects of childcare facility licensure, personnel training, inspection procedures, and enforcement to enhance safety while streamlining regulatory processes. It authorizes the Department of Children and Families (DCF) to establish a three-level violation classification system focused on child health and safety, with Class Three violations being the least serious and only applicable if the same incident occurs at least three times within two years. Inspection and licensure renewal standards are updated to reflect these new classifications, requiring facilities to demonstrate at least two consecutive years of licensure and

successful completion of two full onsite renewal inspections within the past two years, without unresolved violations or complaints.

The bill also mandates faster background check reporting, requiring DCF to provide criminal history results to childcare facilities within three business days to expedite hiring and compliance. Several prior parent notification requirements are eliminated, including mandates for facilities to provide pagers during drop-in care, informing parents about influenza risks and dangers of leaving children unattended in vehicles, and implementing abuse prevention programs.

Personnel training requirements are revised to include at least one staff member trained in CPR through in-person instruction, with DCF required to make minimum training coursework available online. To address delays in background screening, a 45-day provisional hire status is introduced, allowing current or prospective staff to work under direct supervision by fully screened and trained personnel while awaiting results.

Local licensing authorities must annually affirm their decision to license childcare facilities by a majority vote of the county commission to maintain their designation. The bill exempts certain childcare facilities certified by the U.S. Department of Defense or U.S. Coast Guard from state licensure in specific cases and excludes preschools from special municipal assessments. Additionally, some childcare providers serving eligible populations are exempt from licensing requirements except for personnel screening, and DCF is no longer required to develop specialized care standards for facilities serving mildly ill children.

Overall, these reforms aim to balance enhanced child safety with increased regulatory efficiency and greater operational flexibility for childcare providers.

SB 1102- School Readiness Program

Expanded Eligibility Documentation- The bill broadens who can determine and document a child's special needs for eligibility in the School Readiness (SR) program. Besides an Individual Education Plan (IEP), eligibility can now be based on:

- An Individualized Family Support Plan (IFSP)
- A diagnosis of a special need
- A written determination from specified medical professionals

Enhanced Provider Funding Criteria- SR providers may qualify for additional funding through the special needs' differential rating by meeting:

- The minimum program assessment score required for SR contracting
- Completion of targeted training focused on serving children with special needs within a defined timeframe
- Ongoing relevant training to maintain eligibility for the differential

These changes aim to improve access to early childhood education for children with special needs and incentive provider expertise in supporting this population.

HB 1145- Workforce Education

The Workforce Development Capitalization Incentive Grant Program has been expanded to allow charter schools to directly apply for and receive funding. This change enables charter schools to independently propose and implement new or expanded career and technical education programs that lead to industry certifications listed on the CAPE Industry Certification Funding List.

Modifications to the Money-back Guarantee Program include an expansion of the program that requires school districts and Florida College System (FCS) institutions to refund tuition to students who do not secure employment within six months of completing qualifying workforce programs. The number of qualifying programs is set to increase from three to six by July 1, 2026. Enrollment in designated programs automatically includes students in the Money-back Guarantee Program. Institutions are permitted to set eligibility criteria for reimbursement, but any work search and internship requirements must not exceed those established under Florida's reemployment assistance law (s. 443.091, F.S.). Additionally, school districts and FCS institutions must report their eligibility criteria annually to the State Board of Education. The Department of Education is also required to include both performance outcomes and the eligibility criteria used by each school district and FCS institution for tuition reimbursement in its annual report.

SB 1402- Student Enrolled in Dropout Retrieval Program



The bill provides Virtual Instruction Program (VIP) providers with greater flexibility in how their performance is evaluated by allowing them to choose to receive a school improvement rating instead of a traditional school grade for each school district with which they have a contract. This school improvement rating is designed to more accurately reflect the performance of VIP providers by basing it on the assessment scores of all students served by the VIP within the specific school district. This approach recognizes the unique nature of virtual instruction and aims to provide a more nuanced evaluation than the standard grading system.

Furthermore, the bill specifically exempts VIP providers that operate exclusively as dropout retrieval programs from the requirement to receive a traditional district school grade. Dropout retrieval programs serve a distinct student population, those who have officially withdrawn from high school before graduating and were not actively engaged in the education system at the time they enrolled in the program. For these programs, the bill requires them to choose either a school improvement rating or a traditional school grade, thereby giving them flexibility in how their effectiveness is measured.

By defining dropout retrieval programs in this way, the bill acknowledges the unique challenges these programs face in re-engaging students who have previously left the educational system. This

tailored approach to evaluation aims to support these programs in their mission to help students return to school and successfully complete their education, while providing a fair and meaningful method of accountability. Overall, the bill's provisions seek to enhance transparency and improve the assessment of virtual education options, while accommodating the diverse needs of different types of programs and student populations.

HB 85- Hazardous Walking Conditions

The bill expands access to workforce education grant funding and makes significant modifications to the Money-back Guarantee Program to improve accountability and support student success in career and technical education. One of the key provisions authorizes charter schools to directly apply for and receive funding through the Workforce Development Capitalization Incentive Grant Program. This change enables charter schools to independently propose and implement new or expanded career and technical education programs that lead to industry-recognized certifications listed on the CAPE Industry Certification Funding List. This increases the number of educational institutions that can develop specialized training programs to meet workforce demands and helps promote innovation in technical education.

In addition, the bill expands the existing Money-back Guarantee Program, which requires school districts and Florida College System (FCS) institutions to refund tuition to students who are unable to secure employment within six months of completing a qualifying workforce program. To strengthen this program, the bill raises the minimum number of required participating programs from three to six by July 1, 2026, and mandates that participating institutions notify the State Board of Education of the selected programs. The bill also clarifies that enrollment in one of the designated programs automatically enrolls the student in the Money-back Guarantee Program, ensuring broad awareness and participation.

While institutions are allowed to set specific eligibility criteria for tuition reimbursement, the bill stipulates that any work search or internship requirements must not exceed those outlined for reemployment assistance under section 443.091, Florida Statutes. This ensures fairness and accessibility in program requirements. Furthermore, the bill mandates that all school districts and FCS institutions report their eligibility criteria to the State Board of Education on an annual basis. To improve oversight and transparency, the bill also expands the Department of Education's (DOE) annual reporting requirements. The DOE must now include in its reports not only the performance outcomes of each participating program but also the specific eligibility criteria used by each school district and FCS institution when determining a student's qualification for tuition reimbursement. Together, these changes aim to enhance the effectiveness and accountability of workforce training programs, promote employment outcomes for graduates, and ensure that public funds are used responsibly and equitably.

SB 462- Transportation

Senate Bill 462 introduces a new administrative hearing process as an alternative to traditional court proceedings for individuals contesting school bus safety violations. Under this bill, violators

are given a 60-day window from the date of the notice of violation to request a hearing with either the appropriate school district or county. This option allows individuals to avoid the financial and procedural burdens associated with court-related fees and the issuance of a uniform traffic citation, streamlining the resolution process while maintaining due process.

To support this new framework, SB 462 outlines requirements for the appointment of local hearing officers. School districts are permitted to appoint a hearing officer who must be a licensed attorney in good standing with The Florida Bar for at least the previous five years. Alternatively, counties that have entered into interlocal agreements with school districts and law enforcement agencies may designate existing qualified staff to serve as hearing officers through a formal resolution.

The hearing process is designed to be accessible and flexible, allowing for proceedings to take place either in person or virtually. Petitioners will be notified of the hearing via first-class mail and retain the option to reschedule the hearing or cancel it by paying the civil penalty in advance. During the hearing, testimony is given under oath, and evidence—such as images or video footage captured by the school bus infraction detection system—may be presented. The hearing officer's decision is based on a "preponderance of the evidence" standard, and if the violation is upheld, the individual must pay a civil penalty of at least $200 plus any related administrative costs.

Should a petitioner wish to contest the outcome further, they may appeal the final administrative order following the procedures set forth in Florida Statutes § 162.11. To facilitate the transition to this new system, the bill allows any unresolved contested violations not heard by July 1, 2025, to be heard under the new process within one year after that date.

In terms of financial impact, SB 462 stipulates that civil penalties collected from upheld violations must be remitted monthly to the respective school district. These funds are earmarked specifically for covering the administrative and operational costs of the hearing process and for supporting school transportation safety initiatives, in accordance with Florida Statutes § 316.173(8).

The bill also introduces a grant funding opportunity through the Florida Department of Transportation (FDOT), which is authorized to allocate up to $5 million annually from fiscal year 2025–2026 through 2029–2030. This grant program is designed to benefit state colleges and school districts, with priority given to rural communities. Eligible uses of these funds include the acquisition of equipment simulators with original manufacturer controls, instructional aids, and elective courses in heavy civil construction. These courses may include certification opportunities such as the OSHA 10-hour safety course and equipment simulator certification, helping to expand workforce readiness and safety training in the transportation and construction sectors.

SB 296- Middle/High School Start Times

The bill modifies the upcoming requirement for later school start times by providing school districts and charter schools with a compliance reporting option instead of enforcing immediate penalties. Specifically, beginning July 1, 2026, middle schools are prohibited from starting the instructional day before 8:00 a.m., and high schools are prohibited from starting before 8:30 a.m. However, rather than mandating strict enforcement, the bill allows district school boards to be

considered in compliance if they submit a prescribed report to the Department of Education by June 1, 2026.

This report must include the actual school start times, the strategies that were considered to meet the new requirements, an analysis of financial impacts, and any unintended consequences associated with the change. Charter schools are also permitted to utilize this compliance pathway by filing the same report, with an exemption granted to charter schools-in-the-workplace. This approach acknowledges the logistical and financial challenges of adjusting school schedules while still encouraging alignment with research-based recommendations for later school start times to benefit student health and academic performance.

HB 443- Education

House Bill 443 introduces several significant updates related to charter schools, lab schools, student conduct, enrollment, and student athletics, with the overall goal of enhancing operational flexibility, ensuring equity, and expanding access to educational and extracurricular opportunities. The bill formally defines charter schools as public facilities for the purposes of local government concurrency, streamlining their treatment in land use and infrastructure planning. It also permits lab schools to use discretionary capital outlay funds for the acquisition, construction, renovation, or leasing of real property and related improvements, as long as the spending does not exceed the property's independently appraised value. This provides lab schools with greater flexibility in managing their capital investments.

To improve fairness and transparency, the bill prohibits charter school sponsors from imposing reporting or auditing deadlines on charter schools that are earlier than the deadlines the sponsors follow themselves. Additionally, it empowers charter schools to adopt their own student codes of conduct, provided they meet or exceed the behavioral standards established by the school district in which they are located.

HB 443 supports enrollment flexibility by allowing eligible charter schools to exceed established enrollment caps if their facilities can accommodate the increase, if sponsors receive timely notification. It also guarantees charter schools and their contractor's access to data systems maintained by their sponsor and the Florida Department of Education, unless access is restricted by law. To prevent conflicts of interest, the bill bars individuals who are affiliated with a school's landlord from serving on the school's governing board.

The bill enhances the options available to high-performing charter schools by allowing them to assume the charter of another school within the same district, creating an avenue for consolidation or turnaround efforts. It also expands enrollment preferences by permitting students who attend a Pre-K program offered by a charter school to receive priority for kindergarten admission at that school.

Finally, the bill increases access to interscholastic athletics by allowing full-time virtual instruction students to participate in sports at any public or private school in their district, if they meet

eligibility criteria. This provision ensures that virtual students are not excluded from valuable extracurricular opportunities that contribute to their social development and physical well-being.

SB 248- Student Participation in Interscholastic & Extracurricular Sports

Senate Bill 248 significantly expands access to interscholastic and interscholastic sports and extracurricular activities for students in home education and private school programs. The legislation aims to ensure broader participation in Florida High School Athletic Association (FHSAA)-governed programs while increasing transparency in eligibility decisions and appeals. One of the key provisions of SB 248 is the clarification that a school's sport or activity must meet the designation requirements outlined in section 1006.205(3)(a), Florida Statutes. This provision ensures consistency in how sports and activities are categorized across institutions, reducing ambiguity in participation eligibility.

For home education students, the bill grants the right to participate in interscholastic athletics at any public school within their resident school district, provided they meet the same eligibility requirements as full-time public-school students. This provision offers families greater flexibility and access to athletic opportunities that may not be otherwise available through their home education programs.

The bill also expands opportunities for private school students. Previously, these students were allowed to participate in FHSAA sports at other schools only if their private school did not offer the sport and if the school's enrollment was below a certain threshold. SB 248 removes this enrollment-size restriction, enabling any private school student—regardless of school size—to participate in FHSAA sports at a member school when the sport is not offered at their own school. This levels the playing field and ensures that all private school students have fair access to interscholastic athletics.

In addition to expanding participation, SB 248 mandates greater transparency from the FHSAA. It requires the association to publish its appeal decisions online in a searchable format, ensuring public access to eligibility rulings and disciplinary actions, while remaining compliant with applicable privacy laws. This transparency measure is intended to build trust in the FHSAA's decision-making process and provide families with a clearer understanding of precedent and procedures.

Overall, SB 248 removes previous participation barriers and promotes inclusivity in student athletics, while simultaneously improving accountability and public access to key administrative decisions.

HB 809- School Social Workers

House Bill 809 introduces a targeted exemption for school social workers within Florida's educator certification requirements. Specifically, the bill amends section 1012.55, Florida Statutes, by creating a new subsection that exempts individuals employed as school social workers from having

to demonstrate mastery of general and subject area knowledge—typically required for instructional personnel certification.

Under current law, most certified educators in Florida must pass examinations or meet specific qualifications to demonstrate competency in general and subject area knowledge. HB 809 recognizes the distinct professional qualifications of school social workers—who often hold advanced degrees and licenses in social work, rather than traditional teacher training—and removes these examination-based certification hurdles for this group.

By streamlining the credentialing process, the bill is designed to reduce barriers to entry and help school districts more easily recruit and retain qualified social workers. This is especially relevant given the growing demand for mental health and support services in schools and the importance of integrating specialized professionals into educational settings.

In effect, HB 809 prioritizes the practical experience and professional licensure of social workers over standardized testing for knowledge that may not align with their specialized role. This legislative change may lead to a broader pool of candidates for school social work positions and promote the expansion of student support services across Florida's K–12 system.

SB 1080- Local Government Land Regulation

The bill introduces several reforms to local government land use and development processes, aiming to enhance transparency, efficiency, and accountability in zoning, permitting, and fee practices.

The bill mandates local governments to clearly outline in writing the minimum required information for applications related to zoning approvals, rezonings, subdivisions, certifications, special exceptions, and variances. This information must be publicly accessible—posted on the government's website, available for inspection, and provided during pre-application meetings—ensuring greater clarity and accessibility for applicants.

Additionally, the bill modifies procedures related to comprehensive plan amendments. If such an amendment is not approved at the second required public hearing, it must be approved within 180 days to remain active. If not acted upon within that timeframe, the amendment is considered withdrawn. This provision introduces predictability and discourages undue delays in the plan adoption process.

The bill establishes concrete deadlines for local governments when reviewing development permits and order applications. Upon receipt, the local government must confirm receipt within five business days. Within 30 days, they must notify the applicant whether the submission is complete or highlight deficiencies. Once deemed complete, the local government has 120 days to issue a decision, or 180 days if the application necessitates a quasi-judicial or public hearing. Failure to meet these deadlines will require the local government to issue specified refunds to the applicant, creating accountability mechanisms for processing delays.

The bill strengthens restrictions on local government authority to raise impact fees. Currently, increases may be phased in unless "extraordinary circumstances" are proven through a study and approved by a two-thirds vote. The bill eliminates this exception if no increase has occurred in the past five years and increases the required vote threshold for any such fee increase to a unanimous vote. Any approved increase must be phased in over two to four equal annual increments, providing predictability and easing the financial burden on developers. These provisions take effect January 1, 2026.
Additionally, school district impact fee alternatives must meet concurrency tests before being imposed. This ensures that alternative fees are aligned with the infrastructure and capacity demands they are intended to address.

The bill broadens the permissible use of revenues generated from building code fees and fines. These funds may now also be used for administering, processing, and enforcing activities related to obtaining or finalizing building permits. This flexibility could enhance staffing, inspection capacity, and administrative efficiency within local building departments.

Overall, this legislation represents a significant effort to streamline and standardize local development review processes, enhance transparency in land use approvals, and impose greater fiscal discipline on impact fee practices. These changes are likely to benefit developers and applicants by reducing regulatory uncertainty and delays, while also ensuring that local governments remain responsive and transparent in their operations.

HB 875- Educator Preparation

House Bill 875 significantly restructures Florida's education preparation and certification systems, introducing new standards, flexibility, and alternative pathways aimed at strengthening teacher readiness and addressing staffing shortages. The bill outlines both short-term changes and long-term implementation goals focused on improving the quality and accessibility of teacher preparation programs statewide.

The bill directs the Florida Department of Education (FDOE) to convene a workgroup to revise the *Florida Educator Accomplished Practices* (FEAPs) by 2026. These practices serve as the foundational standards for teacher effectiveness in Florida. Once revised, the department must begin development of a new *Florida Teacher Excellence Examination* aligned with the updated standards by January 1, 2027. This step marks a comprehensive modernization of teacher evaluation and certification benchmarks in Florida.

To make educator preparation more accessible, particularly for experienced professionals, the bill reduces the internship requirement for post-secondary school counseling students from 600 hours to 300 hours, provided the candidate has been a full-time teacher for five years and has received a



"highly effective" rating for the past three years. It also mandates FDOE to offer broader flexibility in meeting internship requirements.

The bill authorizes school districts to hire part-time, non-degreed teachers in fine and performing arts—helping to address talent gaps in these subject areas—while setting minimum qualifications to maintain instructional quality.

By August 1, 2027, all teacher preparation programs must implement a new *uniform core curriculum* aligned with the revised FEAPs. This initiative is intended to ensure consistency, rigor, and relevance across institutions that train Florida educators.

Subject to funding, the bill creates the *Florida Center for Teaching Excellence* at Miami Dade College. This center will serve as a statewide hub for evidence-based training, model clinical teaching experiences, and a coordinated network of teacher mentors, reflecting a significant investment in long-term educator support and development.

HB 875 establishes the CERT Program as an *alternative pathway* to professional certification. This mentorship-based, on-the-job training model includes performance assessments and is designed to prepare new teachers outside of traditional coursework. Starting July 1, 2029, completion of CERT may fulfill the requirement for demonstrating *Mastery of Professional Preparation*.

The bill loosens restrictions on who may serve as a mentor in teacher apprenticeship programs by allowing any professional certificate holder to mentor. It also permits clinical educators to be assigned to teachers with temporary certification. Further, beginning July 1, 2029, mentors and clinical educators working with early-grade teachers (K–3) or reading-focused candidates must possess a reading endorsement or certification to ensure specialized literacy support.

HB 875 eliminates the general knowledge test requirement for teacher certification starting in 2029. Instead, candidates must complete an *Introduction to Education* course and a course in *classroom management and high-impact teaching strategies*—aligned with the new uniform core curriculum. This shift emphasizes practical skill development over standardized testing.

HB 875 represents a comprehensive transformation of Florida's educational pipeline. By revising core standards, introducing flexible certification routes, and investing in mentorship and teacher support structures, the bill aims to raise instructional quality while expanding the pool of qualified teachers. The long implementation timeline allows institutions and candidates time to adjust, while also signaling the state's commitment to a forward-looking, results-based educator workforce strategy.

HB 1105- Education

House Bill 1105 is a comprehensive education reform measure that introduces significant changes across governance, charter school operations, student conduct, curriculum, graduation requirements, and workforce development. The bill relocates the Council on the Social Status of Black Men and Boys from the Department of Legal Affairs to Florida Memorial University, transferring responsibilities such as staffing, meeting approvals, quorum requirements, and reimbursements to the university. It mandates that surtax revenues shared with school districts through interlocal agreements must also be proportionately shared with eligible charter schools, with any unencumbered funds reverting to the sponsor if a charter is not renewed or is terminated. This applies to voter-approved levies enacted on or after July 1, 2025.

The bill strengthens protections against school trespassing by defining "school bus" and allowing posted signs or verbal warnings from officials to constitute sufficient notice for immediate arrest and prosecution. It authorizes warrantless arrests for trespassing on school buses and grounds. Charter school policies are revised to facilitate conversion charter schools, including "job engine" charters meant to attract businesses. Voting for conversion is limited to parents, and colleges, universities, and municipalities are permitted as sponsors or applicants. Municipalities must negotiate lease or rental terms for converted facilities and may grant enrollment preference to children of employees at associated job-producing entities. Sponsors must also use a standard monitoring tool for oversight of charter schools.

The bill eliminates the authority to issue certificates of completion and directs the Florida Department of Education (FDOE) to develop an alternative graduation pathways document for non-diploma students. For students with disabilities who have declared intent to pursue a certificate of completion, their Individualized Education Program (IEP) must be reviewed annually to reassess diploma eligibility. Additionally, the bill mandates the development of applied, equivalent, and integrated academic courses and includes AICE courses among those qualifying for the Seal of Fine Arts. It allows two years of marching band to satisfy physical education or performing arts graduation requirements and requires schools to provide students with information on state-approved internships as part of course counseling materials.

HB 1105 enhances postsecondary access by permitting state colleges to enroll students who have completed coursework but failed required exams. It also revises dual enrollment agreements to specify transportation responsibilities and ensure schedules maximize student access and participation. Discretionary millage levy funds may now be used to cover liability insurance expenses. Beginning with the class of 2025–26, students earning the AP Capstone designation qualify for the Bright Futures Academic Scholars Award, and the volunteer hour requirement for Gold Seal and CAPE Scholars increases to 75.

The bill directs FDOE to establish mathematics endorsement competencies by August 1, 2026, and implements a ban on wireless communication devices use during the school day for elementary and middle school students. High schools must designate specific areas for phone use. Additionally, the Commissioner of Education must partner with select districts that already ban cell phone use or plan to do so starting in 2025–26 and report the policy's impact on student achievement and behavior to legislative leaders by December 1, 2026.

Finally, the bill prioritizes applications from job engine charter schools for Workforce Development Capitalization Incentive Grants and requires FDOE to implement a workforce credentialing program for students with autism or those on modified curriculum pathways by January 31, 2026. Through these provisions, HB 1105 aims to enhance equity, accountability, and innovation across Florida's education system.

HB 1255- Education

House Bill 1255 makes several important updates and changes to Florida's education statutes. It removes all statutory references to the Florida School for Competitive Academics and renames "critical teacher shortage areas" as "high-demand teacher needs areas." The bill revises background screening requirements for certain private school personnel by aligning fingerprinting rules with those for public school teachers and moving private school screening to the ACHA clearinghouse. It removes the Commissioner of Education's authority to determine if schools have maximized efforts to include minority and low socioeconomic status individuals on School Advisory Committees (SAC) and District Advisory Committees (DAC).

The bill updates admissions standards for preeminent state universities by including a minimum average Classical Learning Test (CLT) score of 83 on a 120-point scale for incoming freshmen. It broadens the definition and requirements for emergency opioid antagonists in schools beyond naloxone to better address safety needs in K-12 and postsecondary settings.

Charter school policies on corporal punishment must now explicitly require parent permission, and local authorities are prohibited from imposing operational requirements on charter schools that are not uniformly applied to public schools within the same jurisdiction. Regarding early childhood education, the bill removes restrictions that previously limited families' use of a full VPK voucher when transferring providers, allowing families to use the full voucher regardless of attendance percentage.

The definition of "economically disadvantaged" for the School Readiness (SR) program is changed from families earning no more than 150% of the federal poverty level to those earning 55% or less of the state median income. Uniform waitlists for SR programs must track children based on household income and priorities established in state law. Additionally, data used for the Early Learning Program Estimating Conference must consider historical trends and county population changes.

The bill requires that any new or revised academic standards submitted to the State Board of Education contain only academic standards and benchmarks, with the Commissioner revising all current standards accordingly by January 1, 2026. District reading plans must include provisions ensuring that intensive reading interventions are delivered by personnel with reading micro-credentials or certification/endorsement, incorporate evidence-based strategies from the Just Read, Florida! Office, and describe how districts prioritize highly effective teachers in grades K–2.
Financial literacy courses are now required to include information on higher education costs and FAFSA completion. School principals must refer certain problematic students to child study teams

for parent meetings to identify remedies, and if issues are unresolved, specified strategies must be implemented. The Superintendent must determine, before an expulsion period expires, whether it should be extended based on threat management team recommendations and specify any educational services provided during extended expulsions.

Parents must be informed about student eligibility for New World Scholarship accounts and the district's New Worlds Tutoring Program for students with math deficiencies. Hour's high school students spend tutoring under the RAISE program can count toward Bright Futures community service requirements. Finally, the bill allows school districts to use discretionary millage levy funds to pay for liability insurance. Overall, HB 1255 updates multiple aspects of education policy to enhance oversight, equity, safety, and student support in Florida schools.



Established 1915

BROWARD County Public Schools

Redefining Our Schools

2025-26







A RATED SCHOOL DISTRICT



Established 1915
BROWARD County Public Schools
Redefining Our Schools
2025-26

AGENDA

- Recap of 2024-25 Board-Approved Actions
- Review of May 20, 2025, Workshop Redefining Areas of Focus for 2025-26
- Enrollment Analysis by Level
- Parent Survey Results
- Update on Surplus Properties
- Redefining Strategies
- Direction on 2025-26 Redefining Opportunities
- Next Steps- August 26, 2025, Workshop Discussion

A RATED SCHOOL DISTRICT

Established 1915
BROWARD County Public Schools
Redefining Our Schools
2025-26

RECAP OF REDEFINING 2024-25 BOARD ACTION

- Broward Estates Early Learning and Resource Center
- Coconut Creek K-8 Academy of Excellence
- Coral Cove Academy of the Arts
- Dr. Martin Luther King, Jr. Elementary School
- Hollywood Central Preparatory K-8
- Silver Shores STEAM Academy K-8
- Pines Collegiate Academy 6-12

A RATED SCHOOL DISTRICT

Established 1915
BROWARD County Public Schools
Redefining Our Schools
2025-26

MAY 20, 2025
AREAS OF FOCUS

School Consolidation

Key Drivers

✓ Facilities Condition Assessments
✓ Student Enrollment Trends
✓ Internal and External Stakeholder Input

- Partner and Collaborate with municipalities and organizations (non-profit and for-profit)
- Public Private Partnerships (P3s)
- Meet educational and community needs

- Capitalize on Phase 1 momentum
- Replacement Schools (via school consolidations)
- Engage with communities (location and programs)

A RATED SCHOOL DISTRICT

Established 1915
BROWARD County Public Schools
Redefining Our Schools
2025-26

MAY 20, 2025 AREAS OF FOCUS CONTINUED

Additional 2025-26 Priorities

Magnet Programs

- Programmatic decisions based on impact and demand
- New programs

Feeder Patterns

- Review all feeder patterns
- Regional Gifted
- Regional Dual Language

Other Areas

- District-Managed Charter School Options
- Expand Technical College Footprint
- Modernize Student Transportation (Focus on student need while optimizing cost efficiencies)
- Fee-Based Employee Childcare Services (Designate underutilized schools for this purpose)

A RATED SCHOOL DISTRICT

Established 1915
BROWARD County Public Schools
Redefining Our Schools
2025-26

UNDER-ENROLLMENT ACROSS THE DISTRICT

Under-Enrollment Clusters

- **58 schools below 70% capacity: 39 elementary, 16 middle, and 3 high schools**
- **30 elementary schools and 16 middle schools are in clusters of other under-enrolled schools**
- **8 regional elementary clusters and 5 middle school clusters**
- **3 under-enrolled high schools (Hallandale, Plantation, Stranahan) are not adjacent and do not form a cluster**

A RATED SCHOOL DISTRICT

Established 1915
BROWARD County Public Schools
Redefining Our Schools
2025-26

UNDER-ENROLLMENT CLUSTER MAP: ELEMENTARY

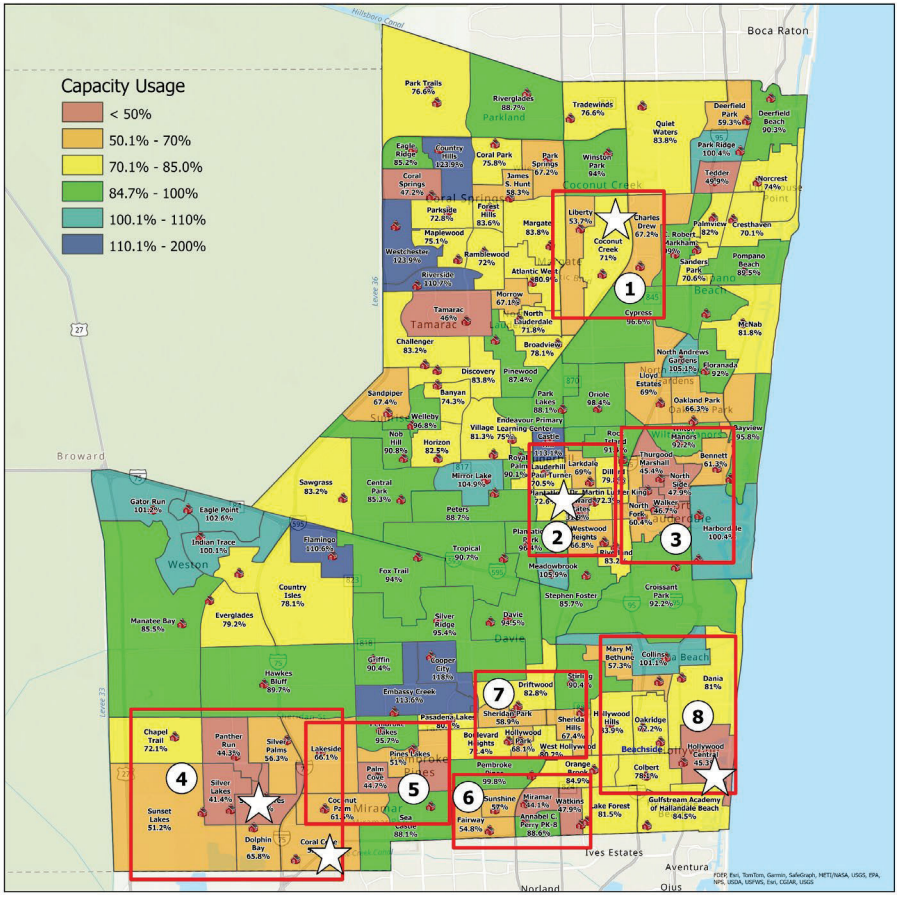

Cluster	Level	Area	Schools	% Capacity	Enrollment	Available Space	Phase I ?
1	Elementary	North	Charles Drew ES	67.2%	424	207	No
			Coconut Creek ES	*71.0%*	*472*	*193*	*Yes*
			Liberty ES	53.7%	677	583	No
2	Elementary	West Central	Broward Estates	31.9%	222	473	Yes
			Dr. Martin Luther King	*72.3%*	*468*	*179*	*Yes*
			Larkdale	69.0%	430	193	No
			Lauderhill Paul Turner	*70.5%*	*615*	*257*	*No*
			Plantation	*72.6%*	*591*	*223*	*No*
			Westwood Heights	66.8%	522	259	No
3	Elementary	East Central	Bennett	61.3%	288	182	No
			Thurgood Marshall	45.4%	322	387	No
			Walker	46.7%	461	526	No
			North Fork	60.4%	431	282	No
			North Side	47.9%	291	317	No
			Sunland Park	*87.3%*	*419*	*61*	*No*
4	Elementary	Far Southwest	*Chapel Trail*	*72.1%*	*604*	*234*	*No*
			Coral Cove	53.3%	442	388	No
			Dolphin Bay	65.8%	546	284	No
			Panther Run	44.3%	345	433	No
			Silver Lakes	41.4%	322	456	Yes
			Silver Palms	56.3%	459	357	Yes
			Silver Shores	40.6%	333	487	Yes
			Sunset Lakes	51.2%	665	635	No
5	Elementary	Near Southwest	Coconut Palm	61.5%	504	316	No
			Lakeside	66.1%	499	256	No
			Palm Cove	44.7%	389	482	No
			Pines Lakes	51.0%	427	410	No
6	Elementary	Central South	Fairway	54.8%	512	422	No
			Miramar	44.1%	410	519	No
			Sunshine	57.0%	427	322	No
			Watkins	47.9%	390	424	No
7	Elementary	South Central	*Boulevard Heights*	*72.4%*	*588*	*224*	*No*
			Hollywood Park	68.1%	404	189	No
			Sheridan Hills	67.4%	409	198	No
			Sheridan Park	58.9%	477	333	No
			West Hollywood	*80.2%*	*479*	*118*	*No*
8	Elementary	Southeast	Collins*	72.2%	268	103	No
			Dania	*81.0%*	*461*	*108*	*No*
			Hollywood Central	45.3%	311	376	Yes
			Hollywood Hills	*83.9%*	*644*	*124*	*No*
			Mary M. Bethune	57.3%	398	296	No
			Oakridge	*72.2%*	*437*	*168*	*No*

* Collins ES capacity calculations include usage of five modular classrooms

Shading and italics indicate schools enrolled above 70% capacity usage, but that are embedded within under-enrollment clusters and that have space available

A RATED SCHOOL DISTRICT

Established 1915
BROWARD County Public Schools
Redefining Our Schools
2025-26

UNDER-ENROLLMENT CLUSTER MAP: MIDDLE

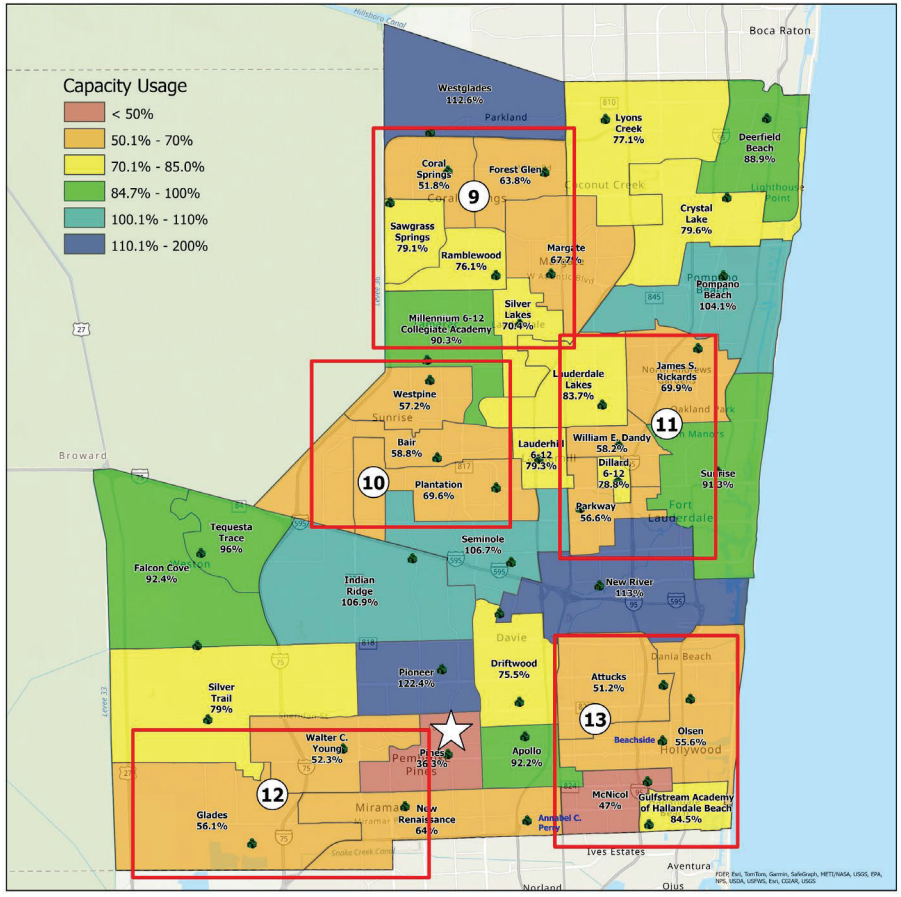

Cluster	Level	Area	Schools	% Capacity	Enrollment	Available Space	Phase I ?
9	Middle	Northwest	Coral Springs	51.8%	986	918	No
			Forest Glen	63.8%	1,038	589	No
			Margate	67.7%	937	447	No
			Ramblewood	*76.1%*	*1,002*	*314*	*No*
			Sawgrass Springs	*79.1%*	*965*	*255*	*No*
10	Middle	West Central	Bair	58.8%	705	494	No
			Plantation	69.6%	561	245	No
			Westpine	57.2%	738	552	No
11	Middle	East Central	James S. Rickards	69.9%	776	334	No
			Parkway	56.6%	910	699	No
			William Dandy	58.2%	659	474	No
12	Middle	Southwest	Glades	56.1%	1,034	808	No
			New Renaissiace	64.0%	1,002	564	No
			Pines	36.3%	642	1,127	Yes
			Walter C. Young	52.3%	690	629	No
13	Middle	Southeast	Attucks	51.2%	637	606	No
			McNicol	47.0%	620	699	No
			Olsen	55.6%	600	480	No

Shading and italics indicate schools enrolled above 70% capacity usage, but that are embedded within under-enrollment clusters and that have space available

A RATED SCHOOL DISTRICT

Established 1915
BROWARD County Public Schools
Redefining Our Schools
2025-26

UNDER-ENROLLMENT: HIGH SCHOOL

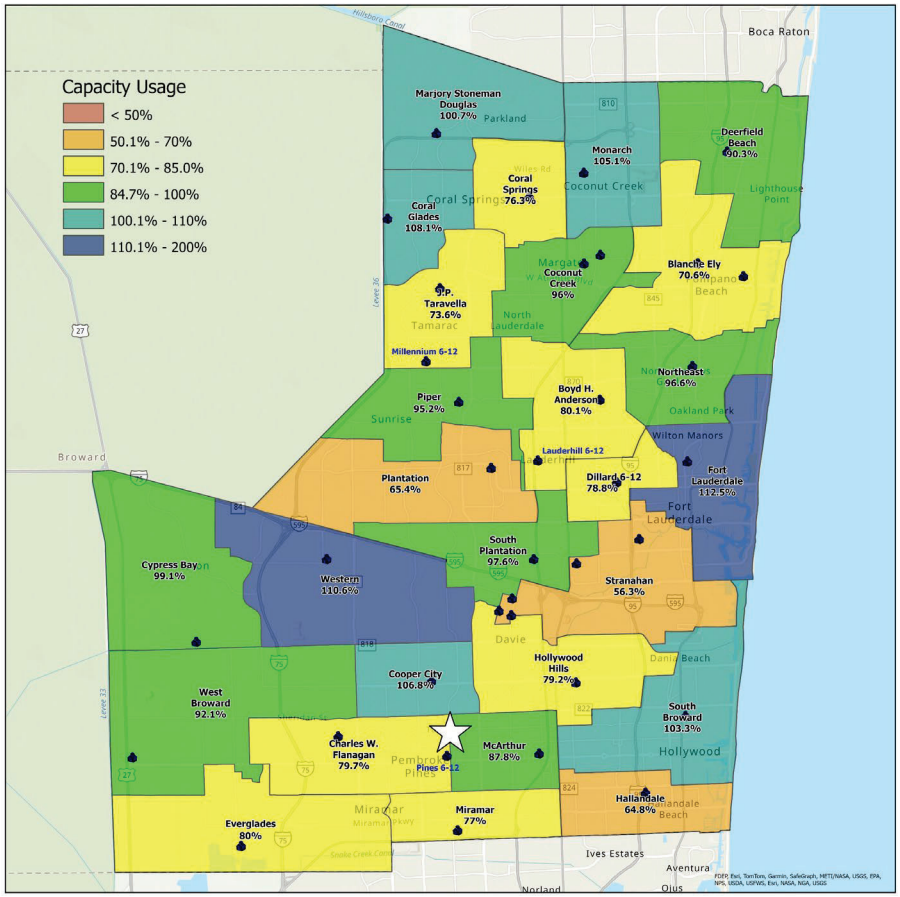

Level	Area	Schools	% Capacity	Enrollment	Available Space	Phase I ?
High	Southeast	Hallandale	64.8%	1,055	574	No
High	West Central	Plantation	65.4%	1,702	899	No
High	East Central	Stranahan	56.3%	1,308	1,017	No

A RATED SCHOOL DISTRICT

Established 1915
BROWARD County Public Schools
Redefining Our Schools
2025-26

REDEFINING 2024-25 IMPACT ON CLUSTERS

- 4 elementary and 1middle school under-enrollment clusters were addressed through 2024-25 Redefining Our Schools
- In clusters where schools have been repurposed with the intent of recapturing student enrollment, there may be limited options available for consolidating schools
- In cluster #1, the newly reconfigured Coconut Creek K-8 Academy of Excellence is positioned between remaining under-enrolled schools, Liberty Elementary and Charles Drew Elementary
- In cluster #2, the consolidation of Broward Estates Elementary into Dr. Martin Luther King, Jr. Elementary precludes the consolidation of either Larkdale Elementary or Westwood Heights Elementary
- In cluster #8, Hollywood Central Preparatory K-8 was addressed through 2024-25 Redefining Our Schools and is not contiguous with any other under-enrolled schools

A RATED SCHOOL DISTRICT

Established 1915
BROWARD County Public Schools
Redefining Our Schools
2025-26

PARENT SURVEY RESULTS

- Partnered with Hanover Research to conduct an external survey of parents from both District-operated schools and charter schools
- Surveys were administered in Spring 2025
- Family Retention Survey yielded four recommendations
- Charter School Survey yielded three recommendations
- Full reports are attached to this presentation

A RATED SCHOOL DISTRICT

Established 1915
BROWARD County Public Schools
Redefining Our Schools
2025-26

FAMILY RETENTION SURVEY RECOMMENDATIONS

- Track climate and culture outcomes in order to monitor improvement
- Consider offering more college and career readiness support
- Concentrate on supporting teachers to bolster the quality of education
- Address school safety and work to reduce instances of bullying and harassment

A RATED SCHOOL DISTRICT

Established 1915
BROWARD County Public Schools
Redefining Our Schools
2025-26

CHARTER SCHOOL FAMILY SURVEY RECOMMENDATIONS

- Highlight and communicate BCPS's academic quality
- Build trust and connection through visible leadership and a strong school culture
- Reinforce BCPS's commitment to safety, relationships, and whole-child support

A RATED SCHOOL DISTRICT

Established 1915
BROWARD County Public Schools
Redefining Our Schools
2025-26

SURVEY OF FAMILIES APPLYING FOR SCHOOL CHOICE

Reasons Specified for Requesting Reassignment

Please select the primary reason(s) you requested a school reassignment for your child.

2042 Responses

%		Answer *(Multiple select)*
52%	(1058)	Availability of Academic Programs
26%	(524)	Extracurricular Activities
33%	(675)	Location and Logistics (i.e., Transportation, Before/After Childcare)
48%	(976)	Quality of Instruction
54%	(1112)	School Environment
27%	(553)	Social Factors
28%	(578)	Other

Internal survey conducted in 2024 by the School Choice Office.

A RATED SCHOOL DISTRICT

Established 1915
BROWARD County Public Schools
Redefining Our Schools
2025-26

SURVEY OF FAMILIES IN HOME EDUCATION

Reasons Specified for Enrolling in Home Education

Please select the primary reason(s) you established a home education program for your child.

131 Responses

%		Answer *(Multiple select)*
9%	(12)	Limited Availability of Academic Programs at the School
21%	(27)	My Child's Low Academic Performance
24%	(31)	Student Health Concerns
37%	(48)	Quality of Instruction
58%	(76)	School Environment
34%	(45)	Social Factors
44%	(58)	Other

Internal survey conducted in 2025 by the Home Education Office.

A RATED SCHOOL DISTRICT

Established 1915
BROWARD County Public Schools
Redefining Our Schools
2025-26

UPDATE ON SALE OF SURPLUS PROPERTIES

Name	Location	Size in Acres	Municipality	Status
Technology & Support Services Facility	W Oakland Park Blvd and W Atrium	4.73	Sunrise	Recently appraised. On 2/27/2025, the Negotiation Parameters Committee (NPC) established the minimum asking price as $12,873,333.
Technology & Support Services Center Annex	W Oakland Park Blvd and W Atrium	4.71	Sunrise	Recently appraised. On 2/27/2025, the NPC established the minimum asking price as $6,936,666.
Coral Springs High Acreage Site	N Rock Island Road and W Sample Road	2.86	Coral Springs	Currently under Agreement of Sale & Purchase between the School Board and Predesco Property Investments, LLC.

Established 1915
BROWARD County Public Schools
Redefining Our Schools
2025-26

UPDATE ON SALE OF SURPLUS PROPERTIES

Name	Location	Size in Acres	Municipality	Status
Elementary D-1 School Site	S Hiatus Road and W Broward Blvd	11.84	Plantation	BCPS is currently undertaking environmental assessment regarding certain contamination at the site. The related environmental report is anticipated for completion by June 2025; and after an all clear from pertinent state and local environmental regulatory agencies, the real property will be remarketed for sale. Recently appraised. On 2/27/2025, the NPC established the minimum asking price as $13,317,333.
Elementary A-1 Site (Trails End)	University Drive and Trails End	10.14	Parkland	On 12/19/2023, the NPC established the minimum asking price as $13,937,500. As directed by the School Board, staff currently engaged in direct negotiations with Broward Health regarding sale of the real property to the organization.
Southwest Ranches Site	Sheridan Street and NW 190th Avenue	30.1	Southwest Ranches	The real property was recently surveyed to lease 8.25 acres to the South Florida Wildlife Center, and to market and sell the remainder 22.83 acres sometime in 2025. Encumbered by 2006 COPs.

Established 1915
BROWARD County Public Schools
Redefining Our Schools
2025-26

2025-2026 REDEFINING STRATEGIES

Redefining Opportunities Through Community Collaboration and School Consolidations, Repurposing & Closures

- Replacement Schools Due to Consolidations
- Expanding Technical Schools
- Gifted Pathways
- Sports Pathways
- Dual Language Pathways
- P3 Opportunities
- District-Managed Charter School Options
- Expansion of Premium Services Available to Charter Schools, Private Schools, and Home Education
- Expansion of K-8s
- Expansion of Early Learning Opportunities
- Efficient Utilization of Administrative Space

A RATED SCHOOL DISTRICT

Established 1915
BROWARD County Public Schools
Redefining Our Schools
2025-26

EARLY INTEREST AND SUPPORT

City of Fort Lauderdale: Joint partnership with matching funds to support a K-12 Sports Academy at Bennett Elementary School, Sunrise Middle School, and Fort Lauderdale High School

City of Miramar: Interest in providing early learning opportunities

Junior Achievement (JA) World: A centrally located site to build a second JA Educational Center to service all District high school students and the surrounding community

Multiple Public and Private Agencies: Opportunities to lease space for administrative purposes and community programming

Established 1915
BROWARD County Public Schools
Redefining Our Schools
2025-26

NEXT STEPS: AUGUST 26, 2026 SCHOOL BOARD WORKSHOP

August Workshop Discussion

- **Proposed Boundary Process That Will Include (Per Policy 8010):**
  - Proposed Timeline
  - Specific considerations for evaluating proposed changes
  - Identification of schools and communities potentially impacted
  - Stakeholder engagement plan

- **School Choice (Per Policy 6400)**
  - Application dates and deadlines must be communicated to families by October 1.

A RATED SCHOOL DISTRICT

Debra Hixon, Chair
Sarah Leonardi, Vice Chair

Lori Alhadeff
Maura McCarthy Bulman
Adam Cervera, Esq.
Dr. Jeff Holness
Nora Rupert
Rebecca Thompson
Dr. Allen Zeman

Dr. Howard Hepburn
Superintendent of Schools

The School Board of Broward County, Florida, prohibits any policy or procedure which results in discrimination on the basis of age, color, disability, gender identity, gender expression, genetic information, marital status, national origin, race, religion, sex or sexual orientation. The School Board also provides equal access to the Boy Scouts and other designated youth groups. Individuals who wish to file a discrimination and/or harassment complaint may call the Director, Equal Educational Opportunities/ADA Compliance Department & District's Equity Coordinator/Title IX Coordinator at 754-321-2150 or email eeo@browardschools.com.

Individuals with disabilities requesting accommodations under the Americans with Disabilities Act Amendments Act of 2008, (ADAAA) may call Equal Educational Opportunities/ADA Compliance Department at 754-321-2150 or email eeo@browardschools.com.

browardschools.com

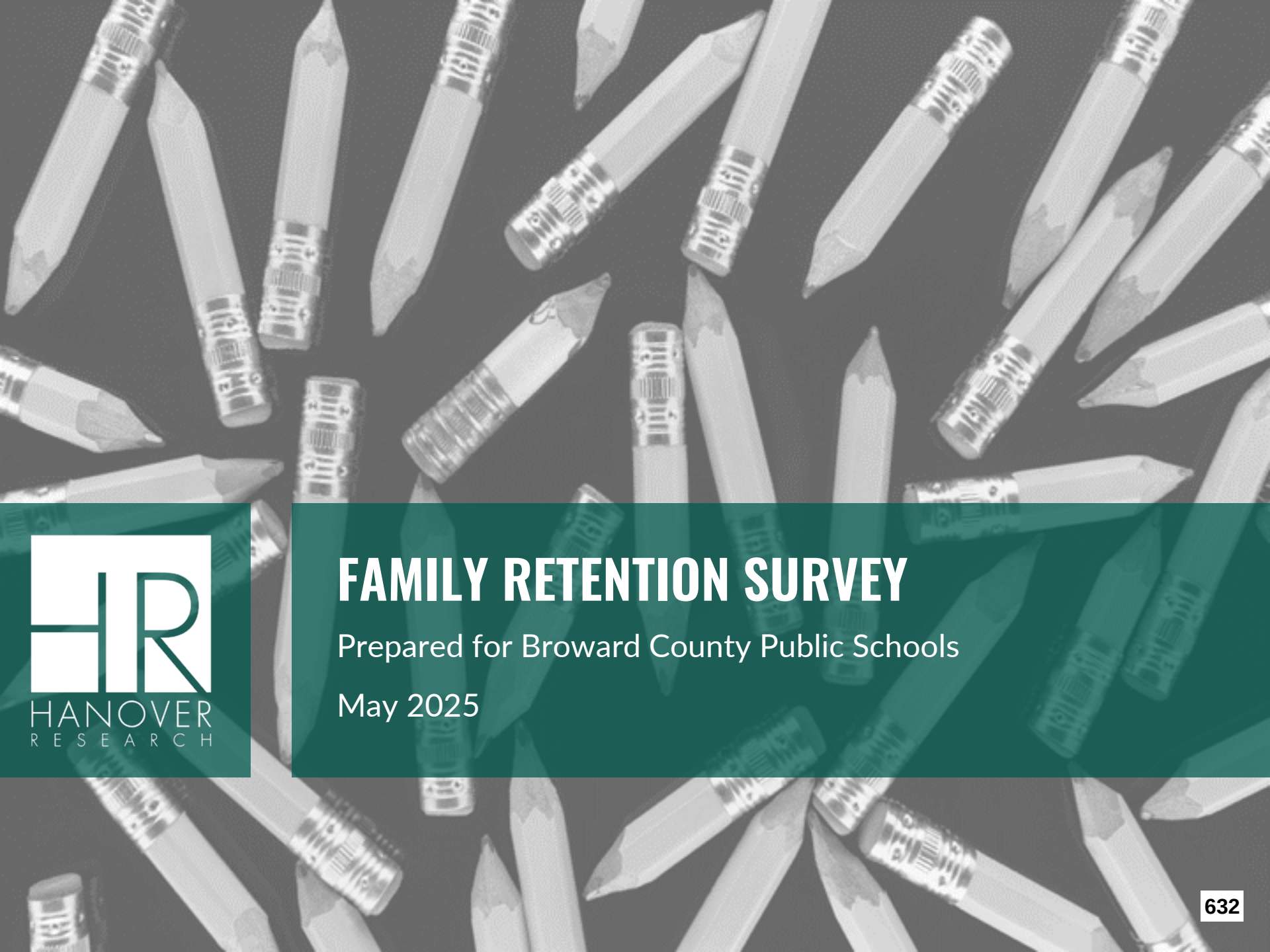

FAMILY RETENTION SURVEY

Prepared for Broward County Public Schools

May 2025

HANOVER RESEARCH

Table of Contents

3 / Introduction

6 / Recommendations

8 / Key Findings

12 / Topline Results

25 / Segmented Results

40 / Respondent Characteristics

To navigate to these sections in slideshow mode, click the subsection text. In edit mode, CTRL+Click

INTRODUCTION

INTRODUCTION
OVERVIEW

In this report, Hanover Research presents the results of the Family Retention survey conducted on behalf of Broward County Public Schools.

RESEARCH QUESTIONS

- Why do families choose non-traditional schooling options over BCPS schools, and why do families choose to stay in BCPS schools?
  - What are the factors that influence these decisions?
- What changes could be made to make enrollment in BCPS schools more attractive?
- Are there differences in trends across schools or levels?

SURVEY ADMINISTRATION & SURVEY SAMPLE

- The survey was administered online in February, March, and April of 2025 using the Qualtrics platform.
- The analysis includes a total of 8,983 respondents following data cleaning.
- Results are further segmented within this analysis by enrollment (current, partial, or former). Additional segmented results can be found in the accompanying data supplement.

RESPONDENT QUALIFICATIONS

- Must be affiliated with BCPS in one of the following ways:
  - Parent of a current BCPS student (*current* enrollment),
  - Parent of a prior BCPS student who is no longer enrolled at BCPS but attends school elsewhere or in another format (*former* enrollment),
  - Parent of at least one current BCPS student *and* at least one school-aged student who is *not* enrolled at BCPS (*partial* enrollment).

INTRODUCTION
METHODOLOGY

- Sample sizes vary across questions as some questions only pertain to a subset of respondents.
- Conclusions drawn from a small sample size (n<20) should be interpreted with caution.
- Statistically significant differences between groups (at the 95% confidence level) are noted with either an asterisk (when there are two groups) or letters (when there are three or more groups).
- After data collection, Hanover identified and removed low-quality respondents.
- "*Don't Know or Not Applicable*" responses, and equivalent, are often excluded from the figures and analysis in order to focus on respondents who expressed an opinion.
- Question text and answer options marked with † are truncated for clarity and brevity. For item text, please consult the accompanying data supplement.
- Some data points mentioned in the analysis may not be included as part of the slide visuals to support legibility.

RECOMMENDATIONS

RECOMMENDATIONS

Based on the analysis of this survey, Hanover recommends that Broward County Public Schools:

- **Track climate and culture outcomes in order to monitor improvement**. There are several areas related to climate and culture where current, former, and partially enrolled respondents have significantly different perceptions. For example, while 75% and 71% of current and former respondents, respectively, report that the district provides a safe learning environment for students, 65% of partial respondents indicate the same. When asked if the district inspires students to enjoy learning, 66% of currently enrolled responded indicated the district is "Good" or "Excellent" compared to 56% and 57% of partially enrolled and formally enrolled respondents, respectively.

- **Consider offering more college and career readiness support.** Preparing students for college or for a career were two areas that received some of the lowest "good" or "excellent" ratings from families. Additionally, families indicate that college and career readiness is one of the top three areas in which BCPS needs improvement. Furthermore, a quarter of respondents say BCPS should offer more real-world learning experiences (through internships and/or partnerships), and a similar proportion say the district should strengthen college and career readiness programs. Less than 10% of currently enrolled families say they are enrolled because of BCPS' emphasis on college and career readiness, and many formerly or partially enrolled families say an increased emphasis on these areas would have incentivized them to keep their student enrolled. As such, BCPS can work to heighten its focus on helping students prepare for life after high school and educate families about the opportunities available throughout the district.

- **Concentrate on supporting teachers in order to bolster the quality of education.** More than half of parents whose children attend school outside of BCPS cited "better quality of instruction" as a primary contributing factor for selecting their new school, and more than a quarter of departing families say dissatisfaction with the quality of education was a primary reason for unenrolling their student. Additionally, approximately a quarter of respondents say BCPS needs the most improvement regarding teacher quality, and a similar proportion say BCPS should enhance teacher training and professional development in order to improve student achievement. In fact, increased teacher training is one of the top of factors that would have incentivized departing families to keep their student enrolled at BCPS. As such, BCPS can aim to offer additional high-quality and effective professional development to help teachers be best prepared to meet their students' needs.

- **Address school safety and work to reduce instances of bullying and harassment.** School safety and discipline were among the top five areas in which respondents say BCPS needs the most improvement, and about a quarter of departing families say concerns about school safety were among their top two reasons from unenrolling their student from BCPS. As such, BCPS should aim to implement a strong anti-bullying campaign and ensure students, families, and staff have the resources they need to both prevent and respond to instances of bullying and harassment. Additionally, BCPS should consider increasing support for students who need mental health and well-being resources or who may need additional social or behavioral support, as only about half of respondents say the district is currently doing a good or excellent job meeting the needs of these students.

KEY FINDINGS

KEY FINDINGS

Family Decision-making Regarding School Choice

Approximately half of respondents who say their child is enrolled in a non-traditional schooling option indicate that a higher *quality of instruction* was a primary contributing factor for selecting their alternate school type (53%; slide 13). Further, about a third cite *smaller class sizes* (34%) or the *availability of more programs* (33%) as a top factor in their decision to enroll in their chosen school type.

- While a top factor driving enrollment across alternate school types is a higher *quality of instruction*, the first- or second-most frequently chosen factor varies slightly between school types. For instance, the most frequently cited contributing factor for respondents who enrolled at a charter school is *smaller class sizes* (45%); for parents who selected a public school in another district, on the other hand, the *availability of more programs* is the second most frequently selected option after *higher quality of instruction* (50% and 44%).

The two most frequently cited reasons for respondents' continued enrollment in BCPS are *convenience* (38%) and *convenient location and transportation services* (34%; slide 22). These are the most commonly selected items for currently enrolled parents across most school levels, though approximately a third of parents with a child enrolled in high school say the *availability of advanced academic programs* (such as AP or IB) is an important factor in their continued enrollment (31%). Further, 43% of respondents whose children attend special centers say a top factor in their continued enrollment is *excellent special education services*, while about a quarter of those enrolled in technical college cite a strong emphasis on *college and career readiness* (24%) and *access to technology and digital learning resources* (24%) as top factors.

- About three-quarters of currently enrolled families say they are somewhat or extremely likely to keep their student enrolled in BCPS throughout the next year (73%; slide 21).

About a quarter of respondents include *dissatisfaction with the quality of education* (26%) and *concerns about school safety* (24%) among their top two reasons for unenrolling their student from BCPS (slide 23). About a third of respondents indicate that they had at least one other reason for unenrolling that was not listed on the survey (35%); open-ended comments from respondents who selected this option are available in the accompanying data supplement.

- 20% of formerly or partially enrolled respondents indicate that enhanced teacher quality through better professional development would have incentivized them to stay at BCPS (slide 24). A similar proportion say better support for students with special needs (18%), more effective handling of bullying and harassment (18%), or enhanced safety and security measures on campus (18%) would have encouraged them to stay.

KEY FINDINGS

Performance Evaluations

A majority of respondents indicate that BCPS is performing well across various aspects associated with student learning (slide 16). For example, about three-quarters of respondents rate BCPS' *effective use of technology in the classroom* as good or excellent (74%). A similar proportion also say BCPS is performing well in terms of *ensuring all students have equal access to programs and activities* (71%), and approximately two-thirds say BCPS' performance regarding *setting high expectations for all students* (69%), *providing high-quality instruction* (68%), and *challenging students appropriately* (66%) is good or excellent.

- The two areas that receive the lowest proportion of positive ratings are *preparing students for a career* (59% rate this area as good or excellent) and *teaching students self-management* (57%).
- There are some notable differences between enrollment groups' perceptions of BCPS' support of student learning and outcomes (slide 29), though it is important to note that the number of formerly enrolled respondents who participated in the survey is much lower compared to current or partially enrolled respondents. For instance, approximately two-thirds of currently enrolled respondents say BCPS' performance regarding *challenging students appropriately* is good or excellent (67%), while only slightly more than half of partially or formerly enrolled respondents say the same (both 56%). Similarly, while two-thirds of currently enrolled respondents say BCPS is performing well in terms of *teaching students problem-solving skills* (64%), only about half of partially enrolled (55%) and less than half of formerly enrolled (44%) respondents say the same.

Two-thirds of respondents give BCPS a rating of good or excellent for its ability to meet *English learners'* needs (69%; slide 17). A similar proportion say BCPS is performing well in terms of meeting the needs of *students who receive special education services* (63%).

- Conversely, only about half of respondents indicate that BCPS is performing well in terms of meeting the needs of *students who need mental health and well-being resources* (54%), *social support* (53%), or *behavioral support* (50%).

As with evaluations of schools' support of student learning, most respondents indicate that BCPS is performing well across various aspects of school climate and culture (slide 18). For instance, three-quarters of respondents provide a positive rating for BCPS' ability to *provide a safe learning space for students* (75%), *provide enough technology resources* (74%), and *make all students feel welcome* (74%).

- When comparing the number of formerly enrolled respondents to current or partially enrolled respondents, there are a number of notable differences in perceptions of BCPS' support for schools' climate and culture (slide 31). For example, while two-thirds of currently enrolled respondents say BCPS' ability to inspire students to enjoy learning is good or excellent (66%), only slightly more than half of partially or formerly enrolled respondents say the same (56% and 57%). Additionally, fewer partially or formerly enrolled respondents than currently enrolled respondents say BCPS' performance regarding providing enough material resources is good or excellent (61% and 57% vs. 70%).

KEY FINDINGS

Areas for Growth

Overall, the top two areas in which respondents feel BCPS needs the most improvement are *teacher quality* (21%) and *nutrition and school meal programs* (20%; slide 19). Prioritization across other surveyed areas is relatively evenly distributed, though there are some significant differences in partially and formerly enrolled respondents' perceptions across destination school types.

- For instance, about a third of respondents who indicate that their child exited BCPS in order to attend a virtual school say BCPS could improve its *school safety and discipline* (36%) and *student mental health services* (30%).
- On the other hand, and in addition to improving *teacher quality* (42%), respondents who left for homeschool indicate BCPS needs the most improvement in *special education services* (37%) and the *implementation of innovative teaching methods* (32%).
- About a quarter of respondents whose children exited to private school indicate BCPS could improve regarding *school leadership and administration* (23%) as well as *facilities and resources* (23%).
- Many respondents whose children exited BCPS to attend a charter school say BCPS can improve its *teacher quality* (28%). The next most frequently chosen area for improvement among these respondents is *physical education and sports programs* (22%).
- Most respondents indicate their child left BCPS for a public school in another district; prioritization of areas for improvement is more evenly distributed among these respondents, but 18% indicate BCPS needs improvement regarding its *STEM programs*.

When asked what specific steps BCPS should take to improve student achievement, 35%of respondents say BCPS should *implement smaller class sizes for more personalized attention* (slide 20). A quarter of respondents would like BCPS to *offer more real-world learning experiences via internships and partnerships* (25%) or *increase access to tutoring and after-school programs* (25%). Very few respondents say BCPS should *implement more rigorous and frequent assessments to track progress* (4%).

Nearly a quarter of currently enrolled respondents say BCPS is doing a poor or very poor job of meeting the needs of students who need behavioral support (23%). A similar proportion indicate BCPS is not doing well in meeting the needs of *students who need mental health and well-being resources* (21%) or *students who need social support* (20%).

RESULTS

Reasons for School Choice

What were the primary contributing factors for selecting a [school type] for your student? (n=369)

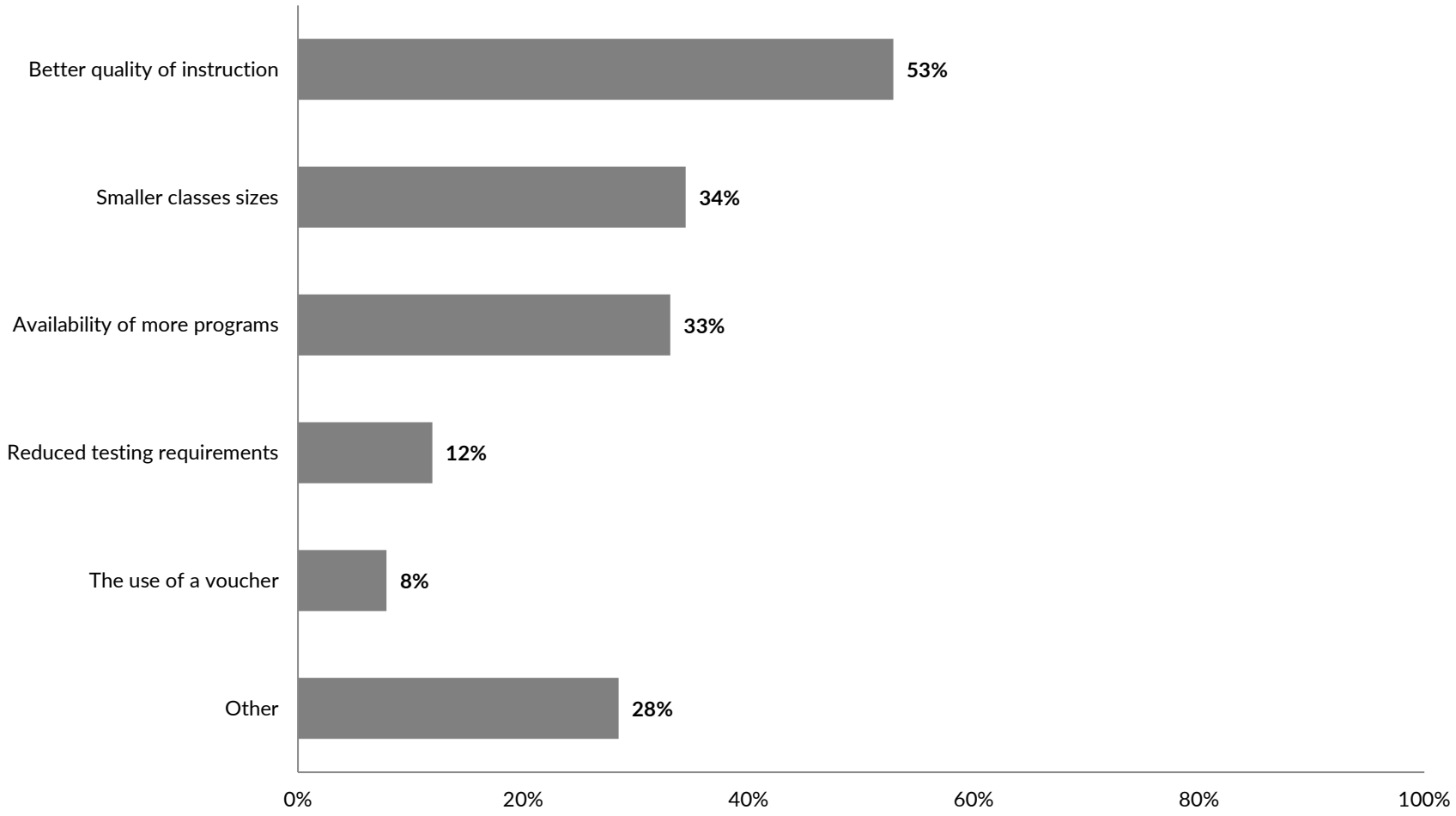

Note: only former parents or parents who are not fully enrolled answered this question. Respondents could select all that apply; percentages may sum to greater than 100%.

Overall Satisfaction with BCPS

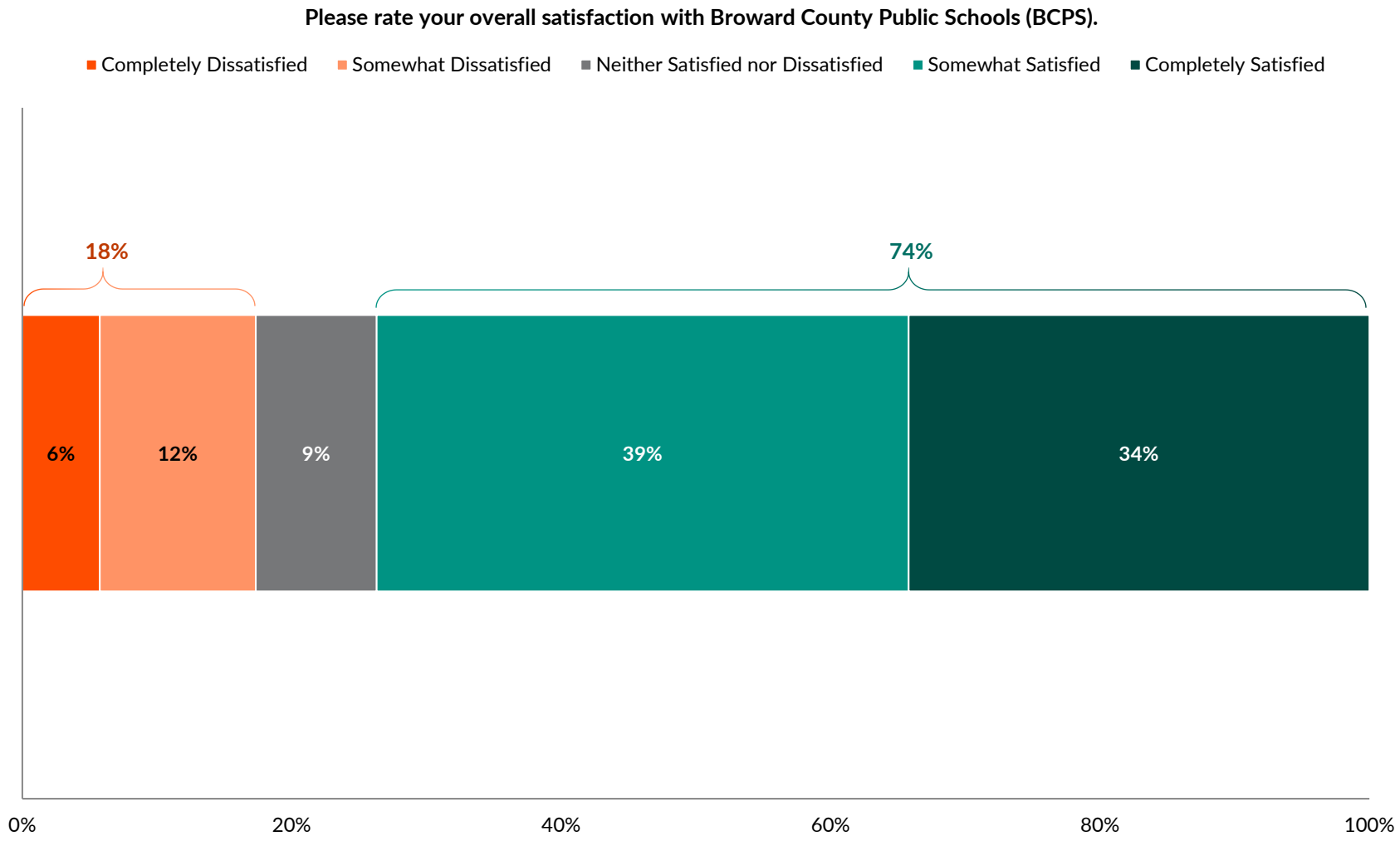

Overall Rating of BCPS

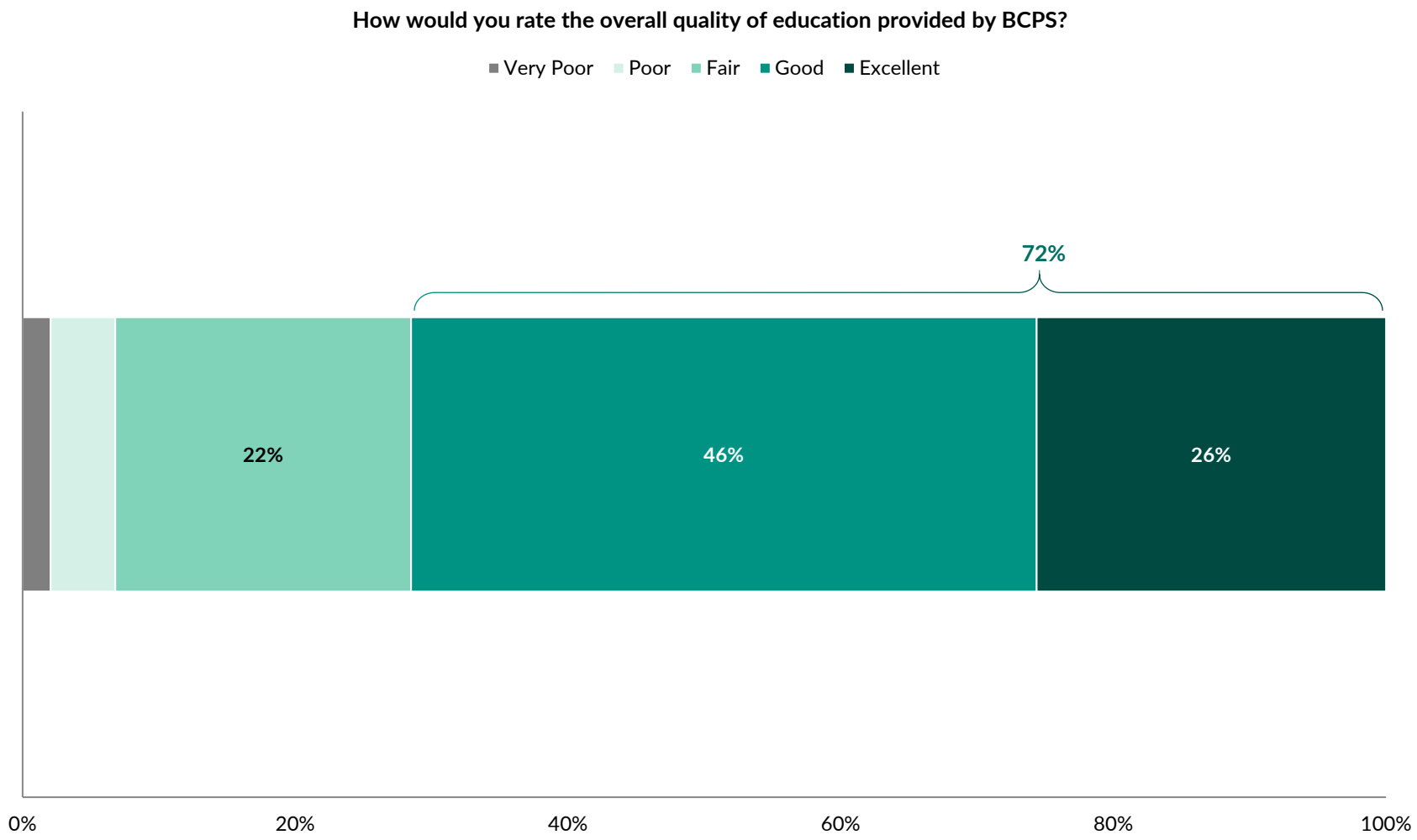

School-level Evaluation: Student Learning & Outcomes

How would you rate the performance of BCPS in each of the following areas related to student learning and outcomes?

% Good + % Excellent

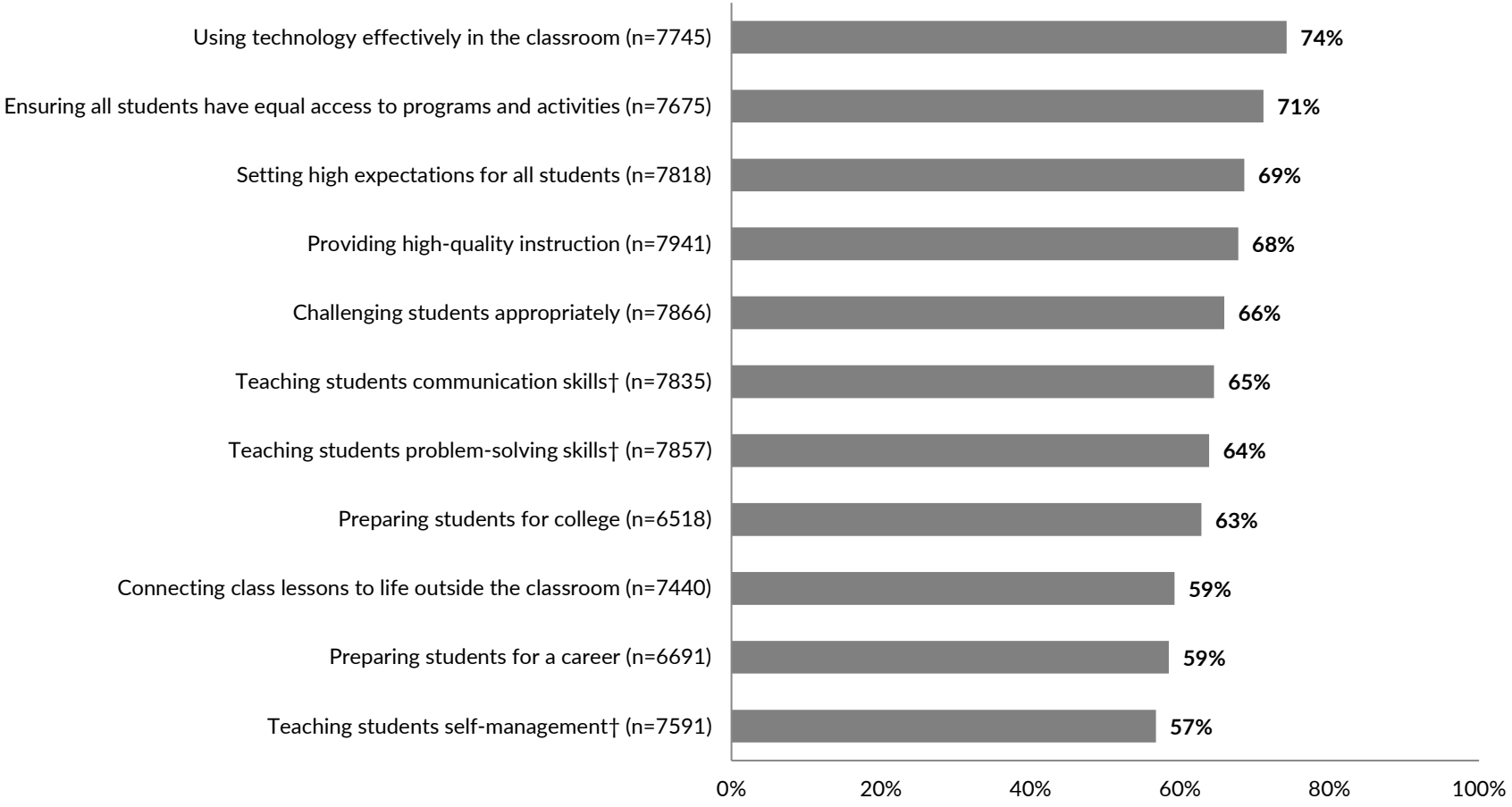

School-level Evaluation: Student Needs

How would you rate the ability of BCPS to meet the needs of the following students?
% Good + % Excellent

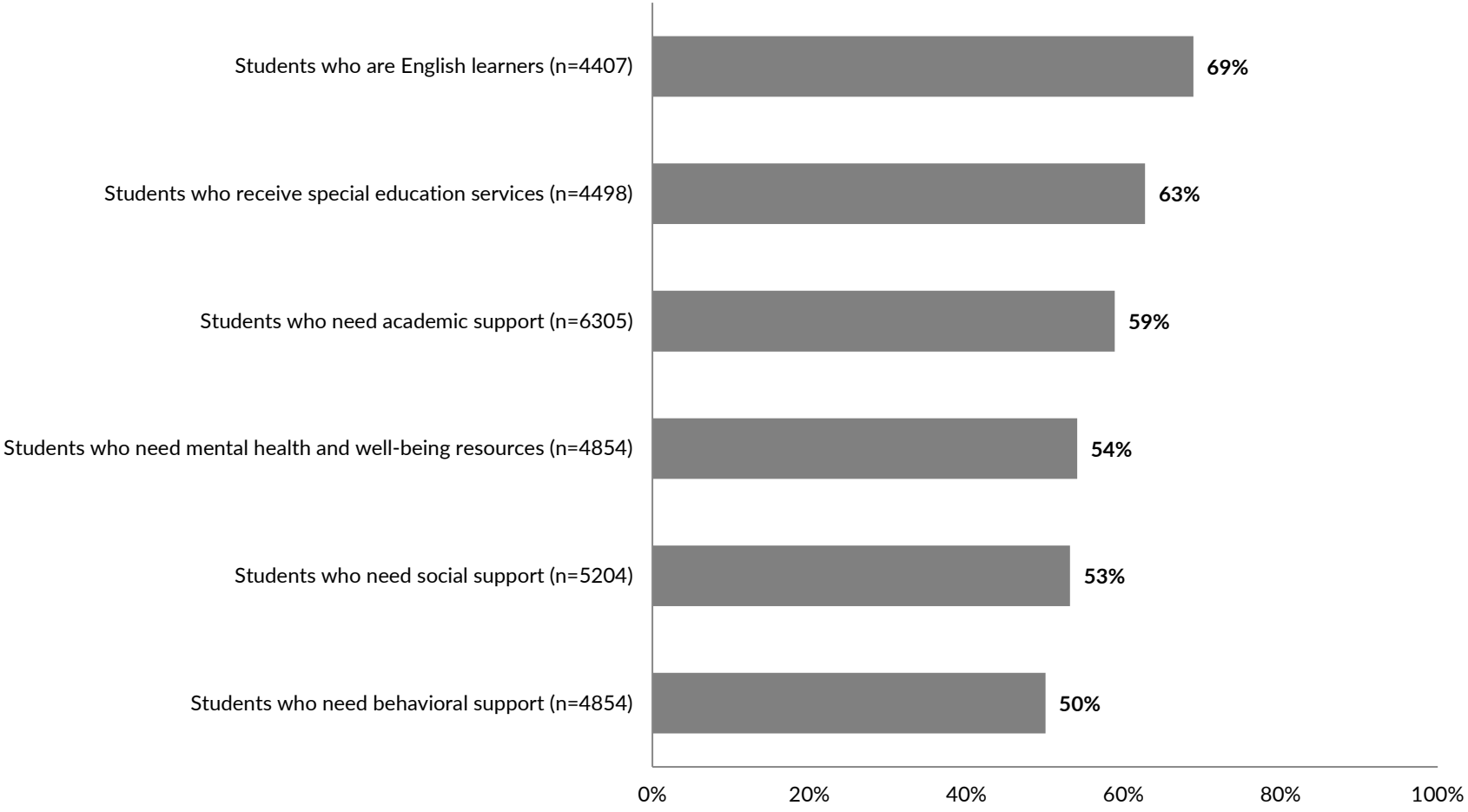

School-level Evaluation: Climate & Culture

How would you rate the performance of BCPS in each of the following areas related to school climate and culture?
% Good + % Excellent

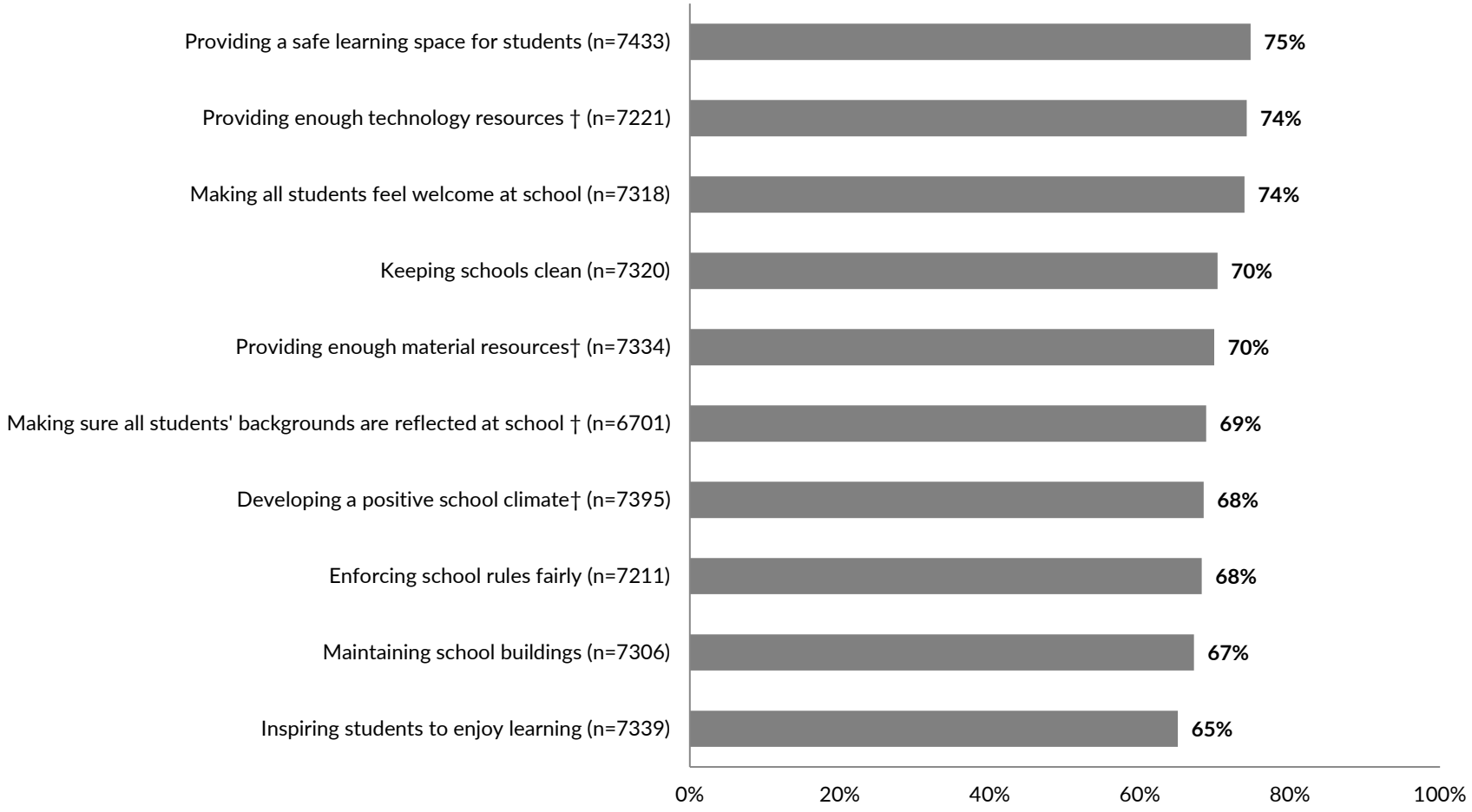

Areas for Growth

In which areas do you believe BCPS needs the most improvement? Please select up to three options. (n=7352)

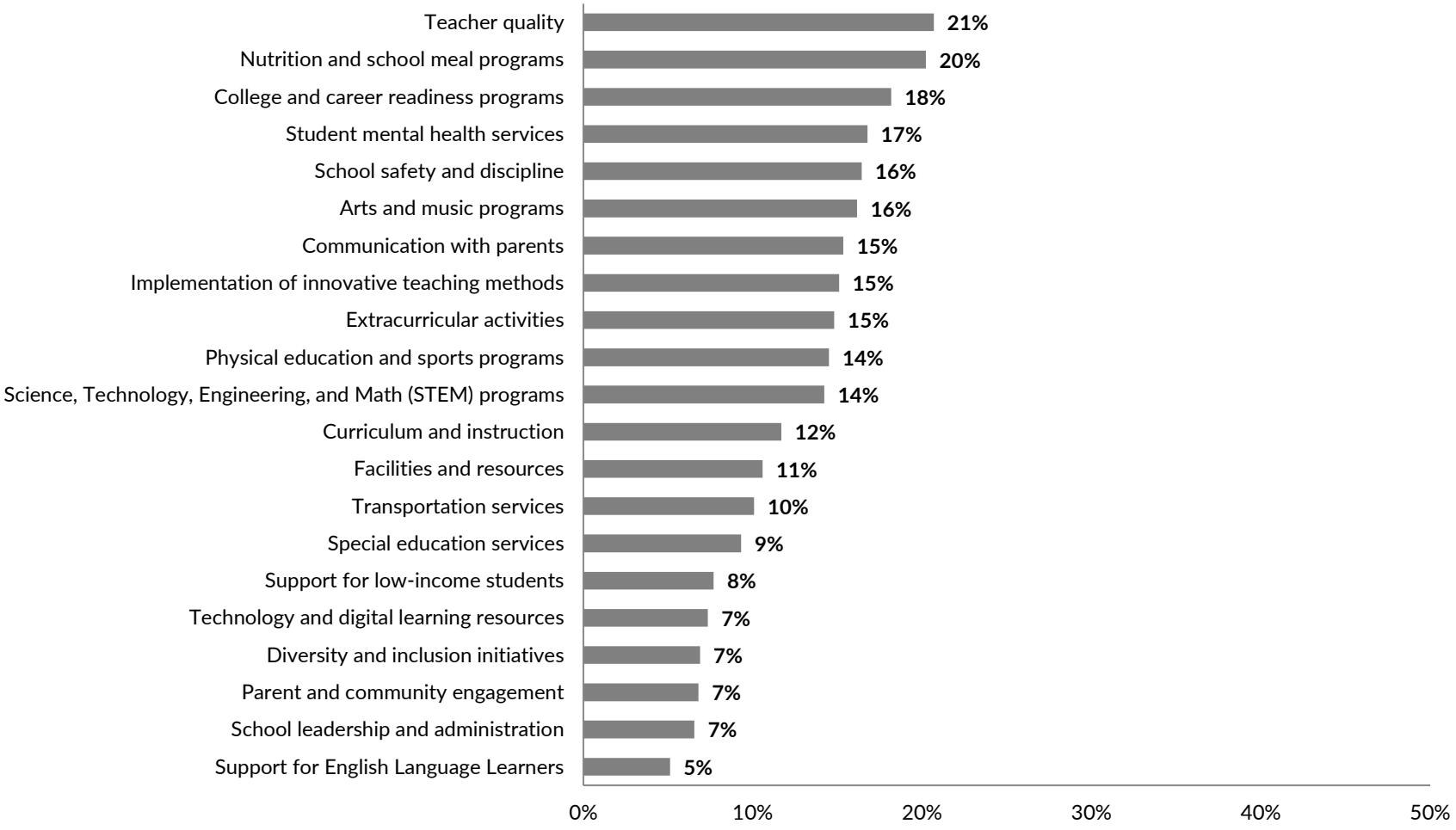

Areas for Growth

What specific steps should BCPS take to improve student achievement? Please select up to three options. (n=7142)

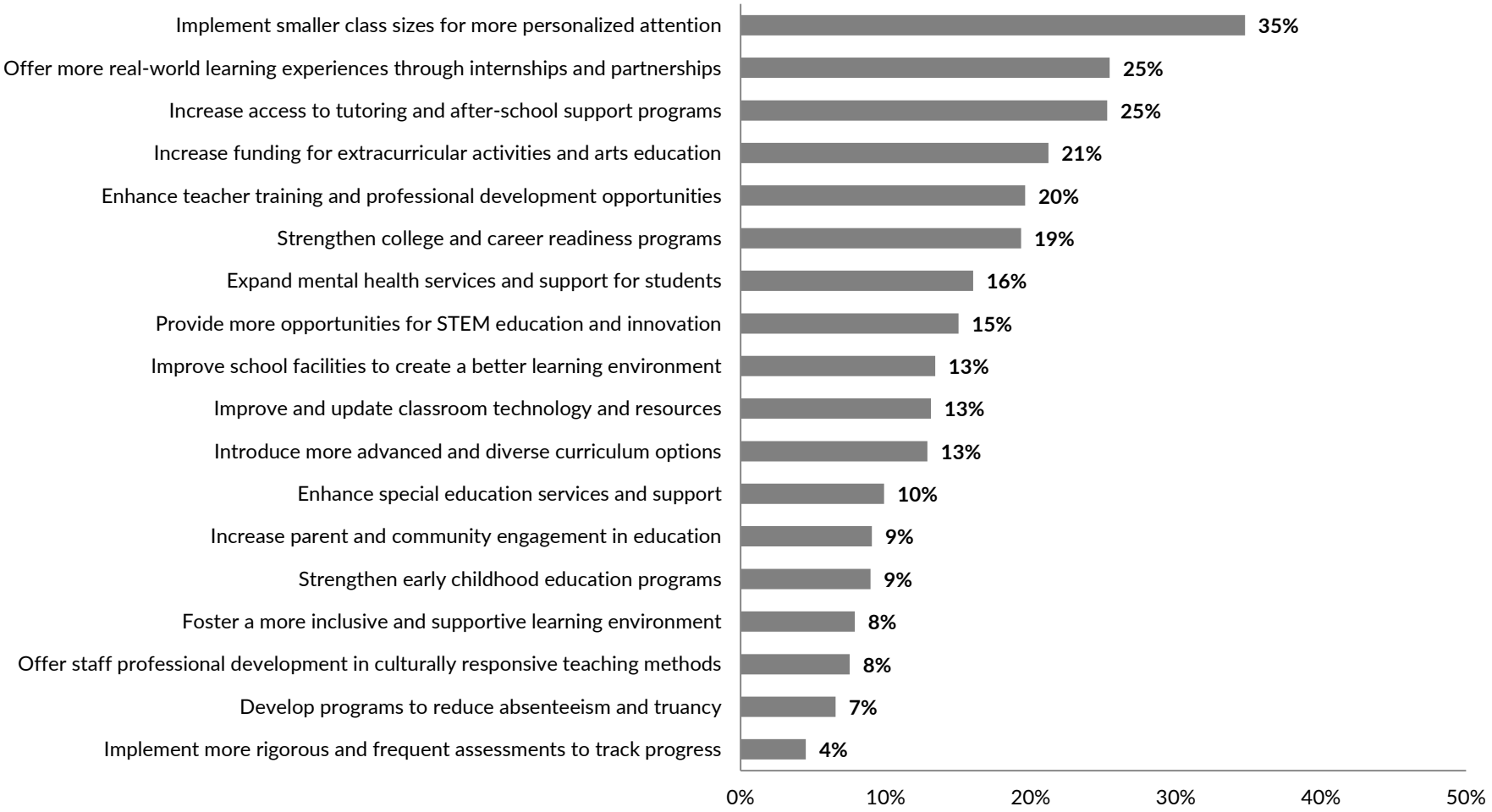

Likelihood to Remain Enrolled

Please indicate how likely or unlikely you are to keep your student enrolled in BCPS throughout the next year.

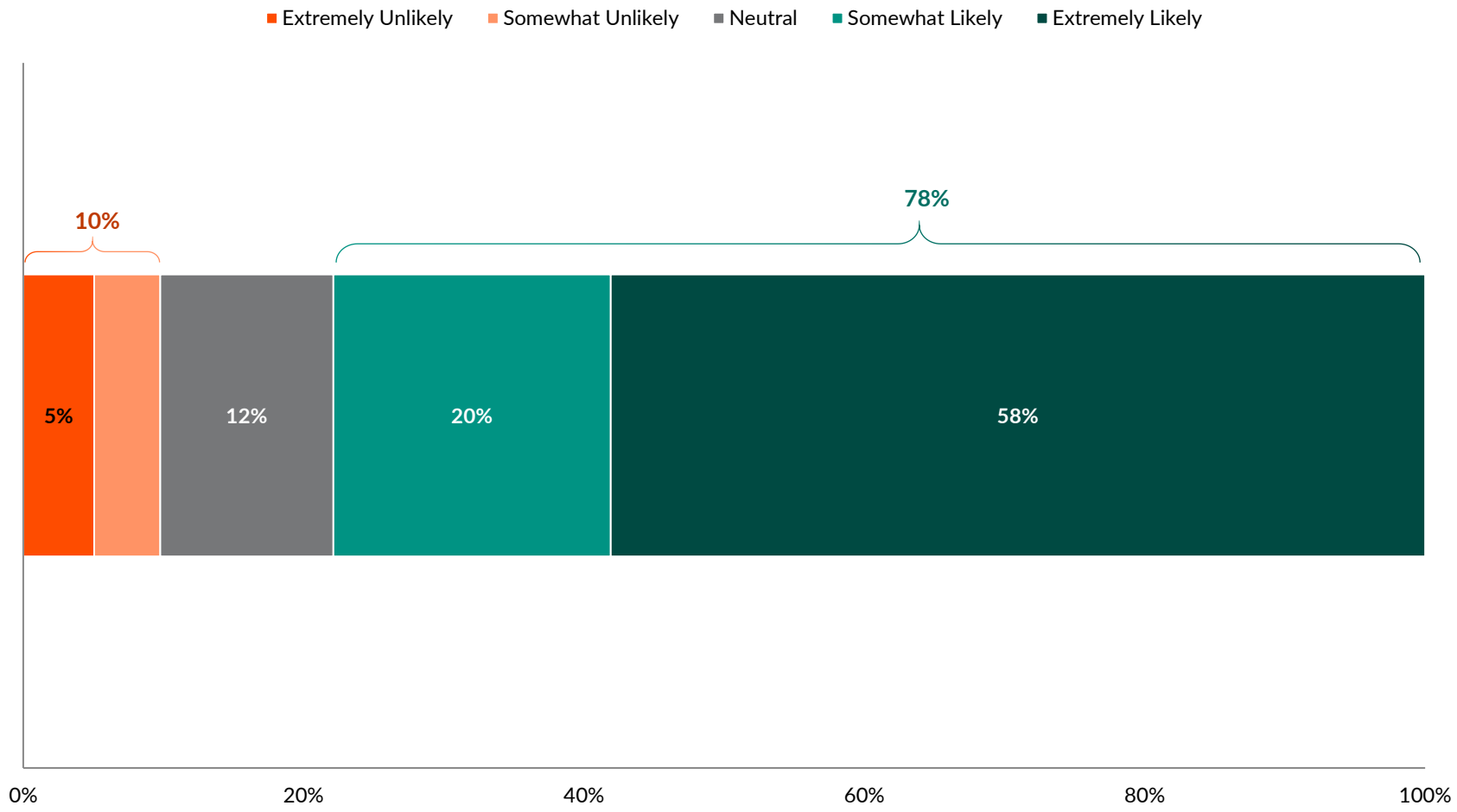

Note: only current parents answered this question.

Reasons for Staying

What are the primary reasons for your student's enrollment in BCPS? Please select up to three options. (n=6525)

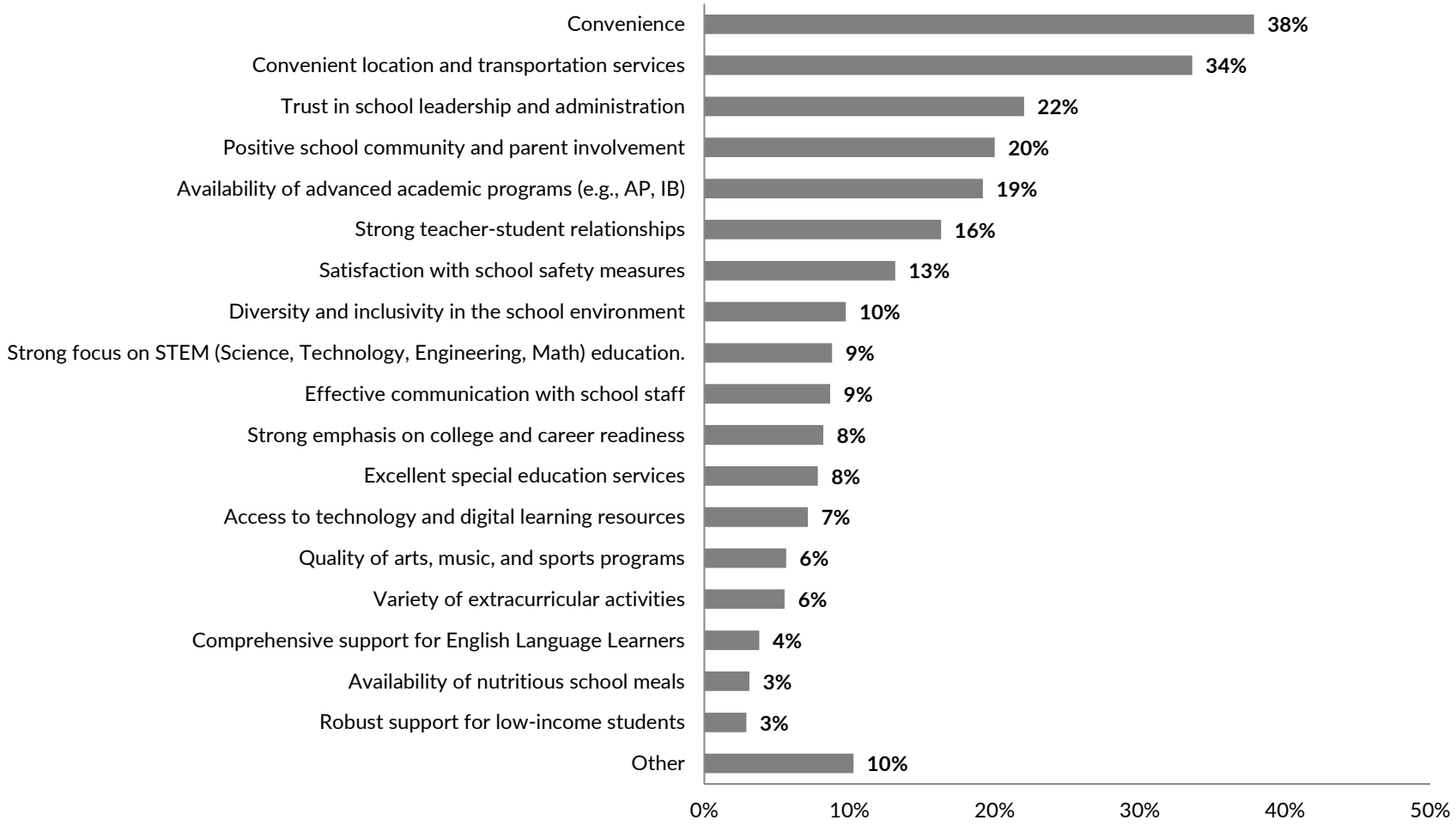

Note: only current parents answered this question.

Reasons for Unenrollment

What were the primary reasons for you to unenroll your student from BCPS? Please select up to two options. (n=390)

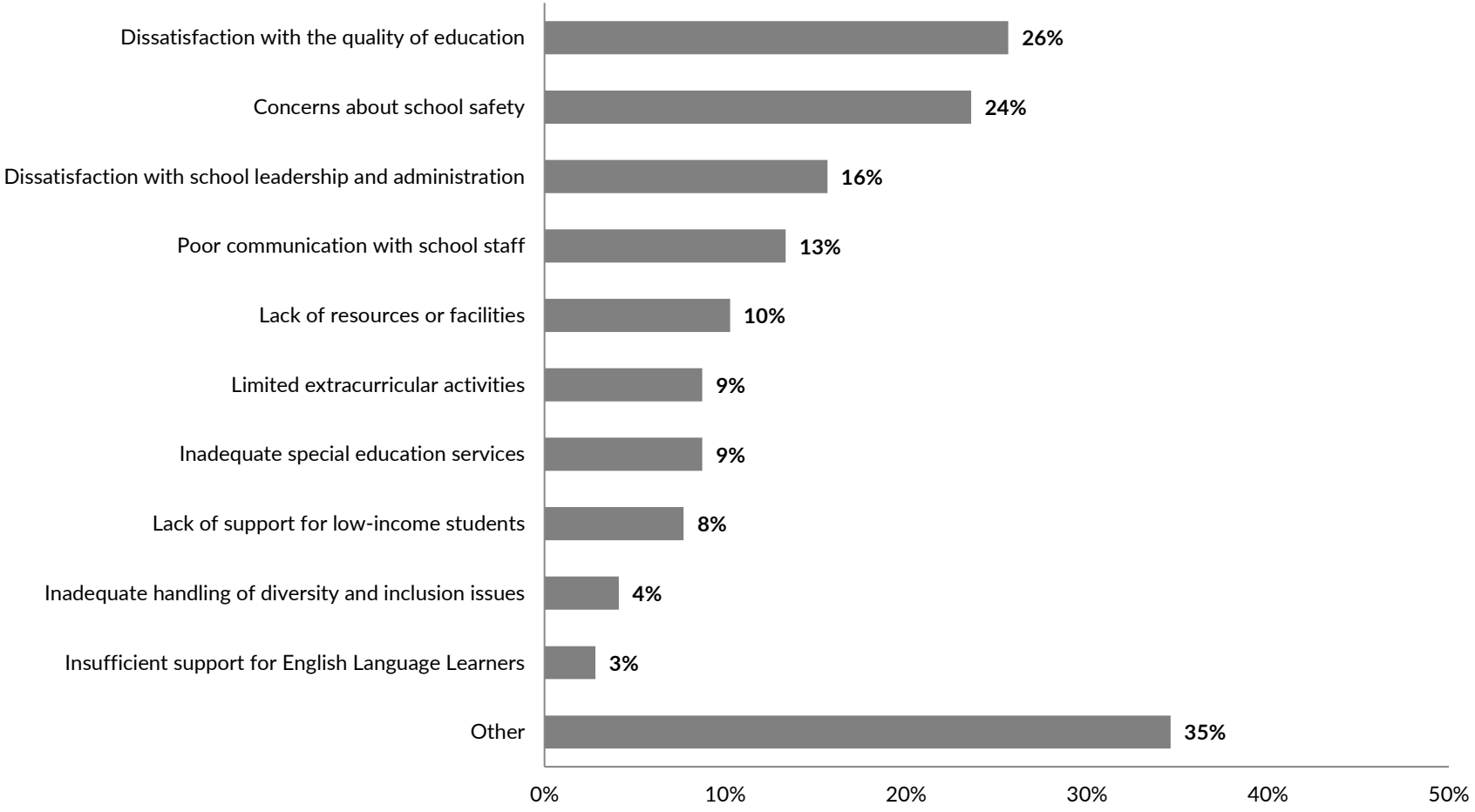

Note: only former parents or parents who are not fully enrolled answered this question.

Factors Affecting Retrospective Enrollment

What would have incentivized you to keep your student enrolled in BCPS? Please select up to three options. (n=363)

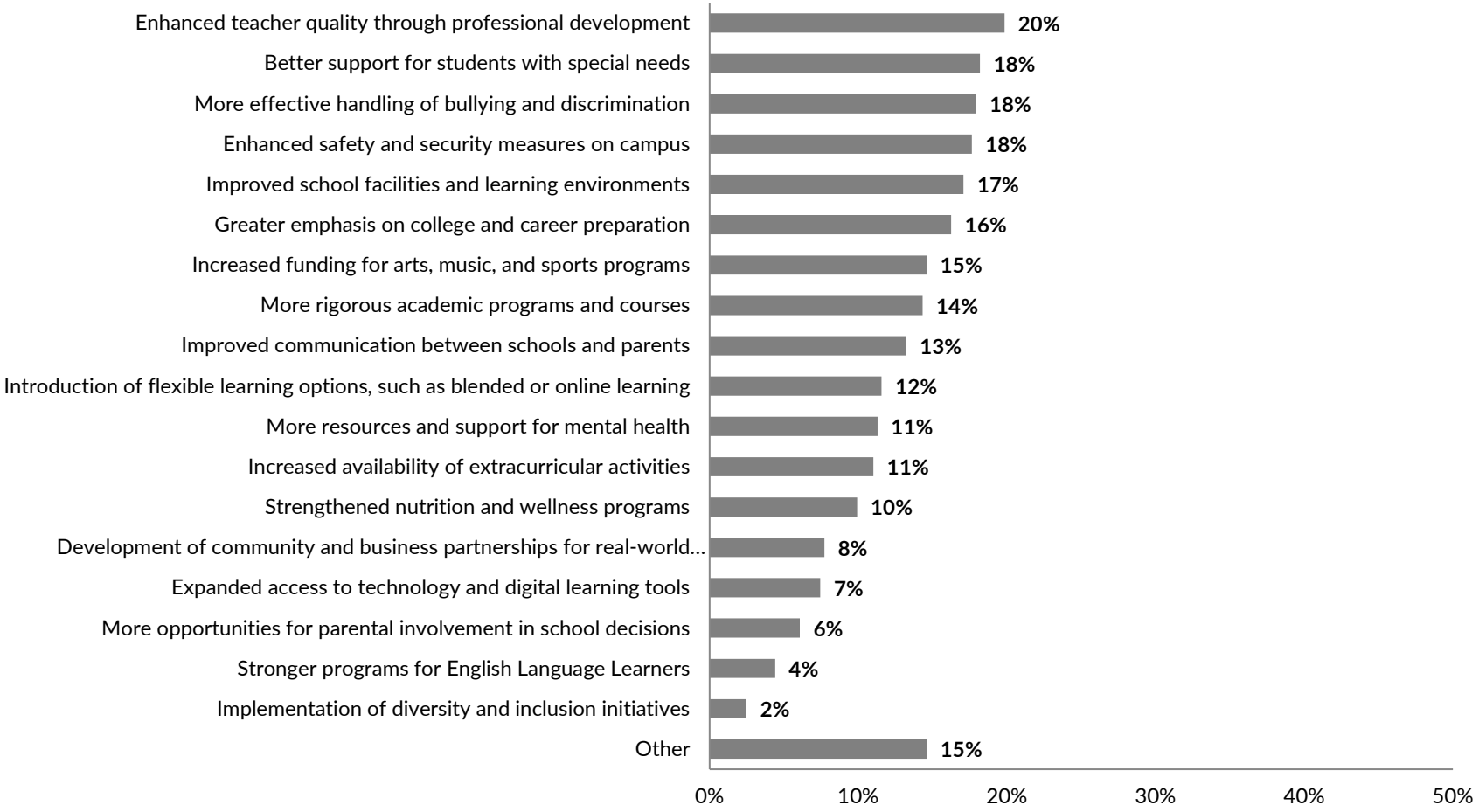

Note: only former parents or parents who are not fully enrolled answered this question.

SEGMENTED RESULTS

Reasons for School Choice

What were the primary contributing factors for selecting a [school type] for your student?

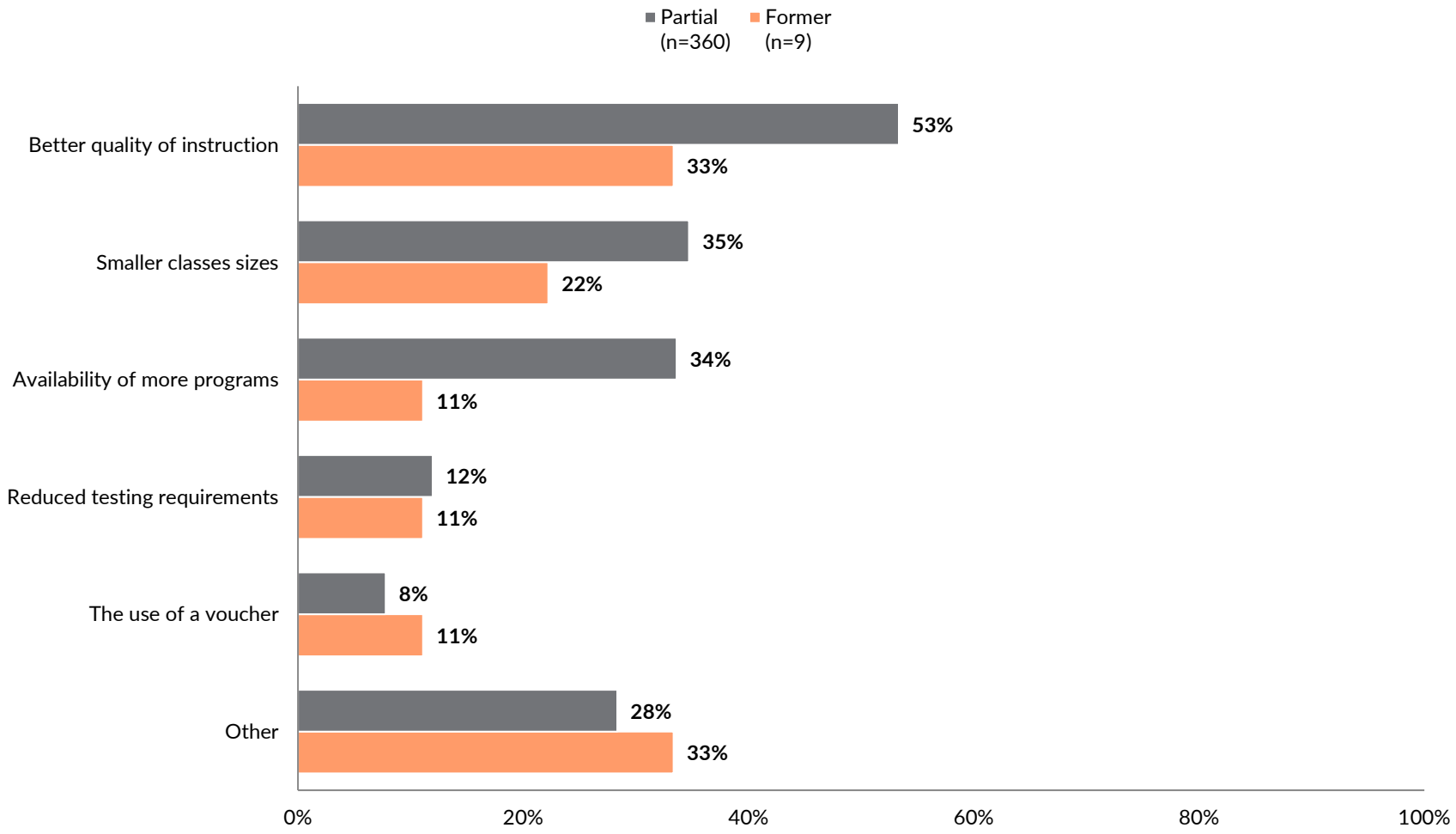

Note: only former parents or parents who are not fully enrolled answered this question.
* indicates a statistically significant difference between groups at the 95% confidence level.

Overall Satisfaction with BCPS

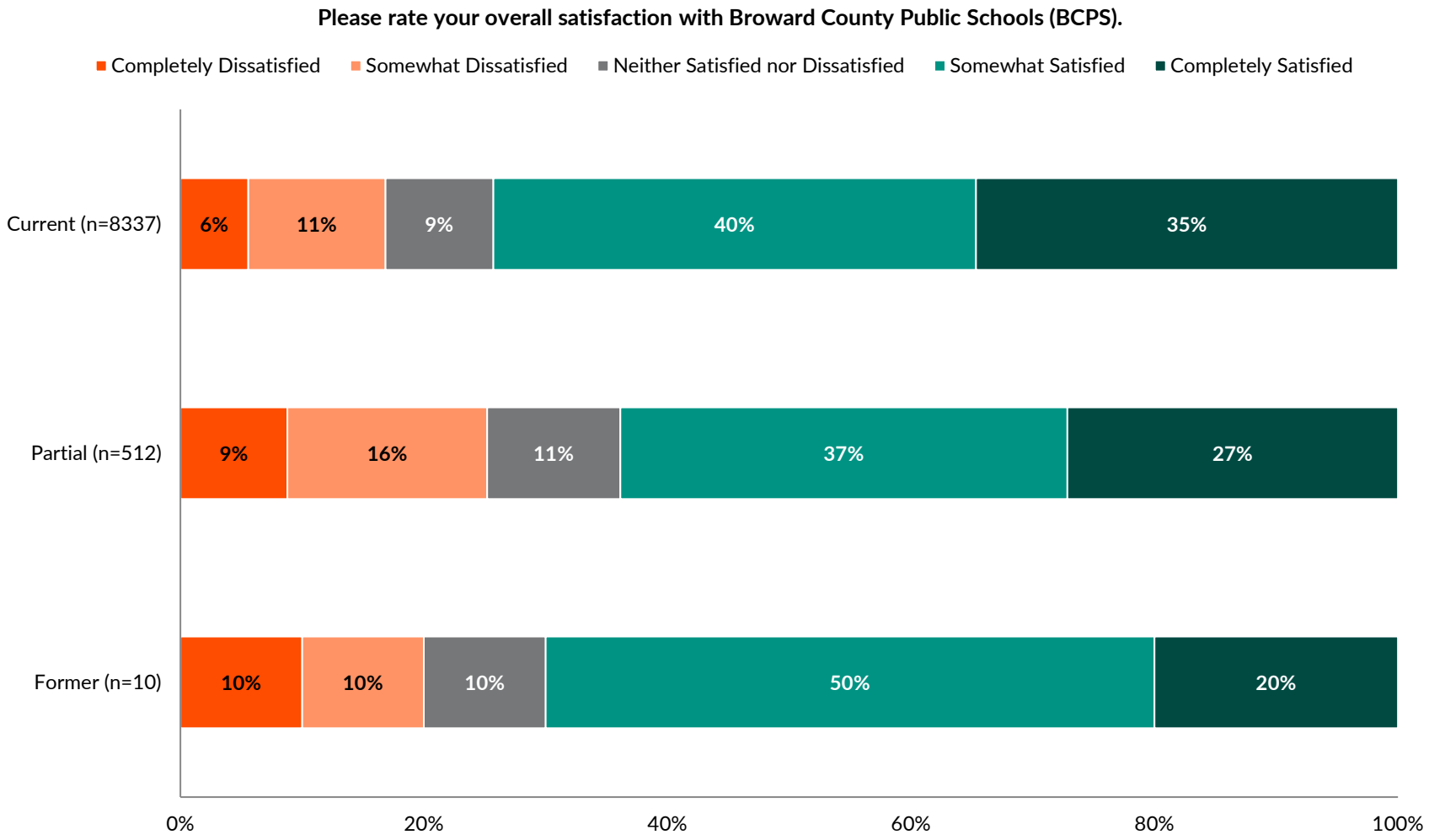

Overall Rating of BCPS

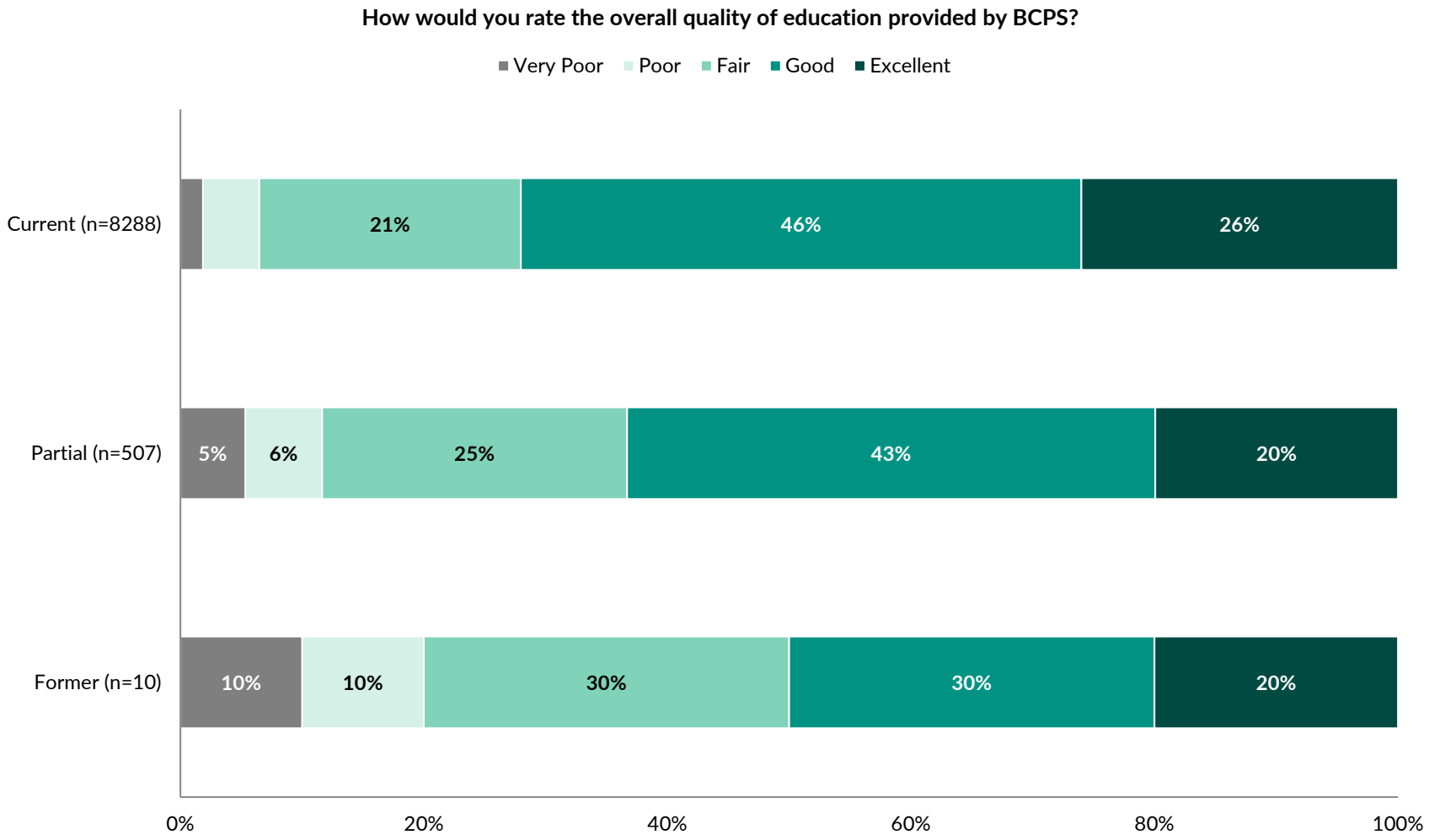

School-level Evaluation: Student Learning & Outcomes

How would you rate the performance of BCPS in each of the following areas related to student learning and outcomes?

% Good + % Excellent

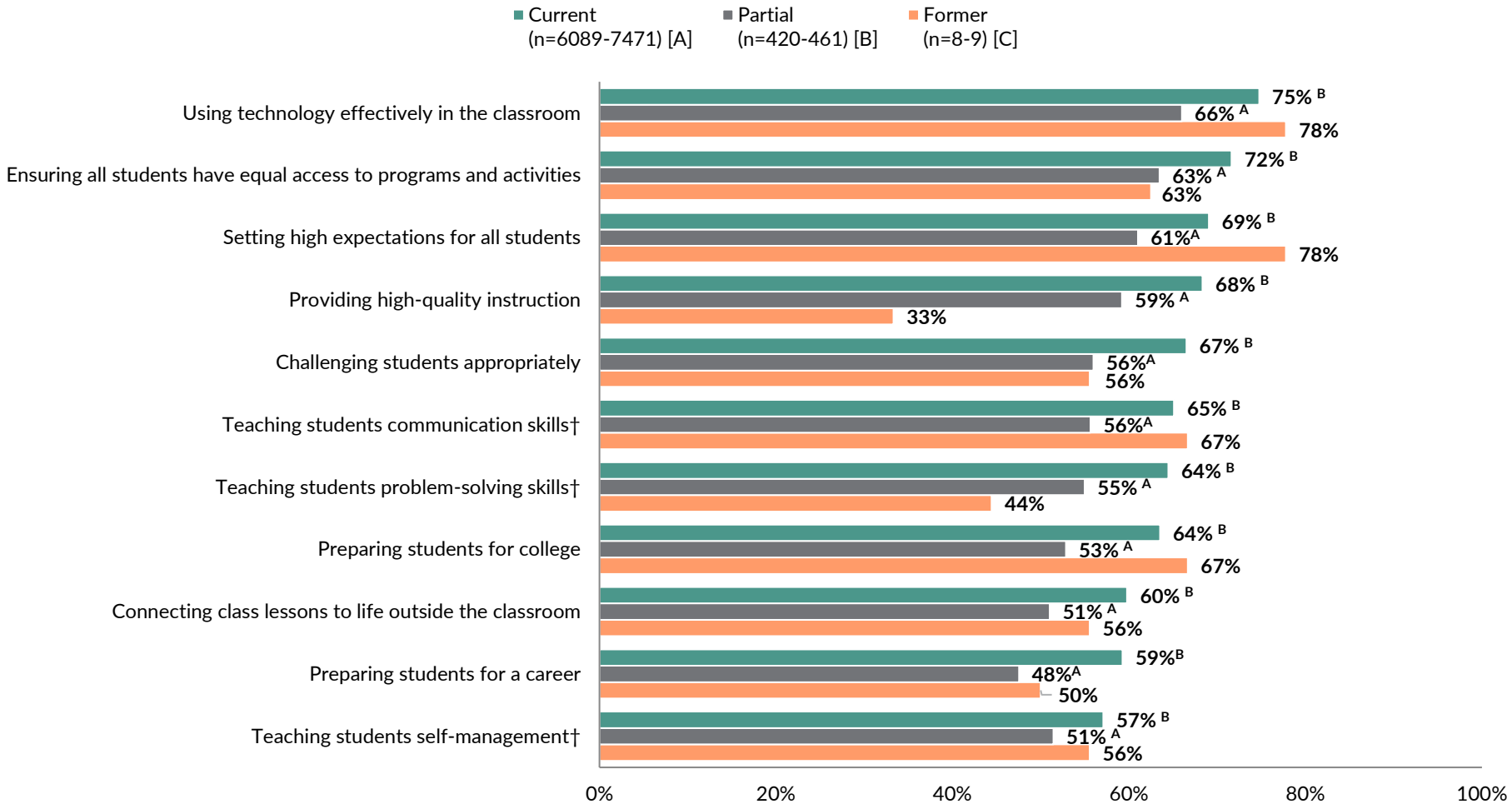

Note: letters indicate a statistically significant difference between groups at the 95% confidence level.

School-level Evaluation: Student Needs

How would you rate the ability of BCPS to meet the needs of the following students?

% Good + % Excellent

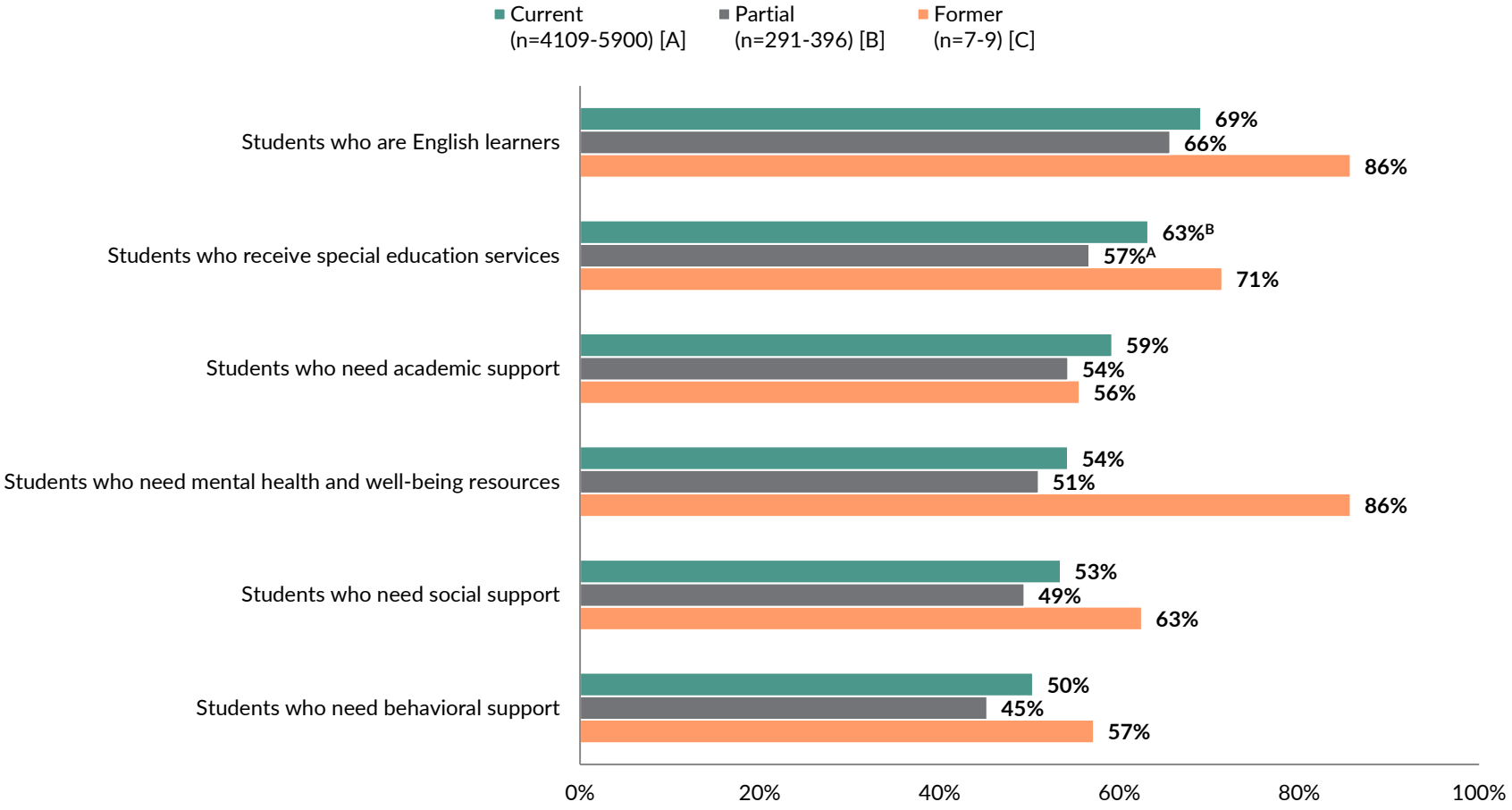

Note: letters indicate a statistically significant difference between groups at the 95% confidence level.

School-level Evaluation: Climate & Culture

How would you rate the performance of BCPS in each of the following areas related to school climate and culture?

% Good + % Excellent

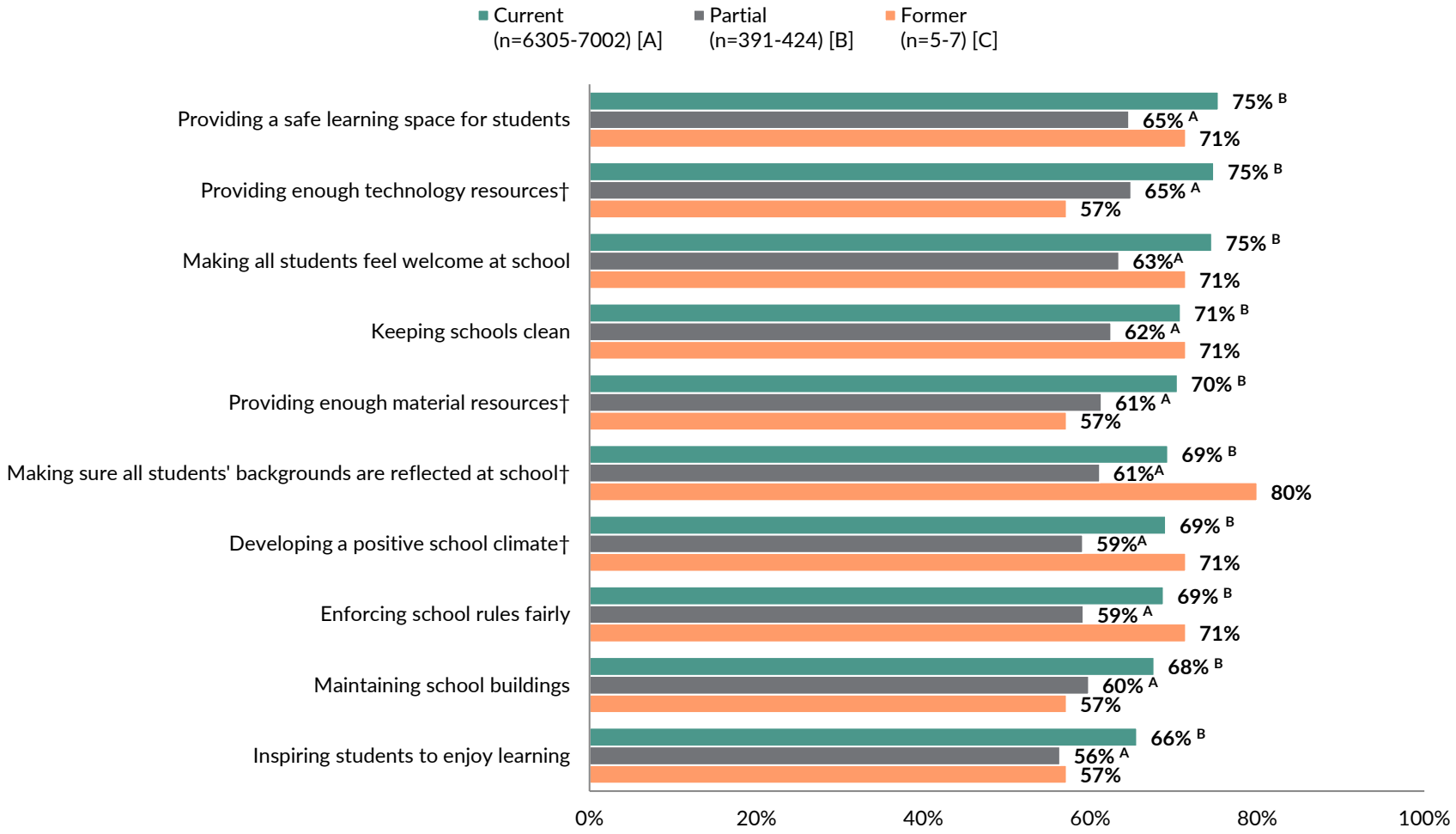

Letters indicate a statistically significant difference between groups at the 95% confidence level.

Areas for Growth

In which areas do you believe BCPS needs the most improvement? Please select up to three options.

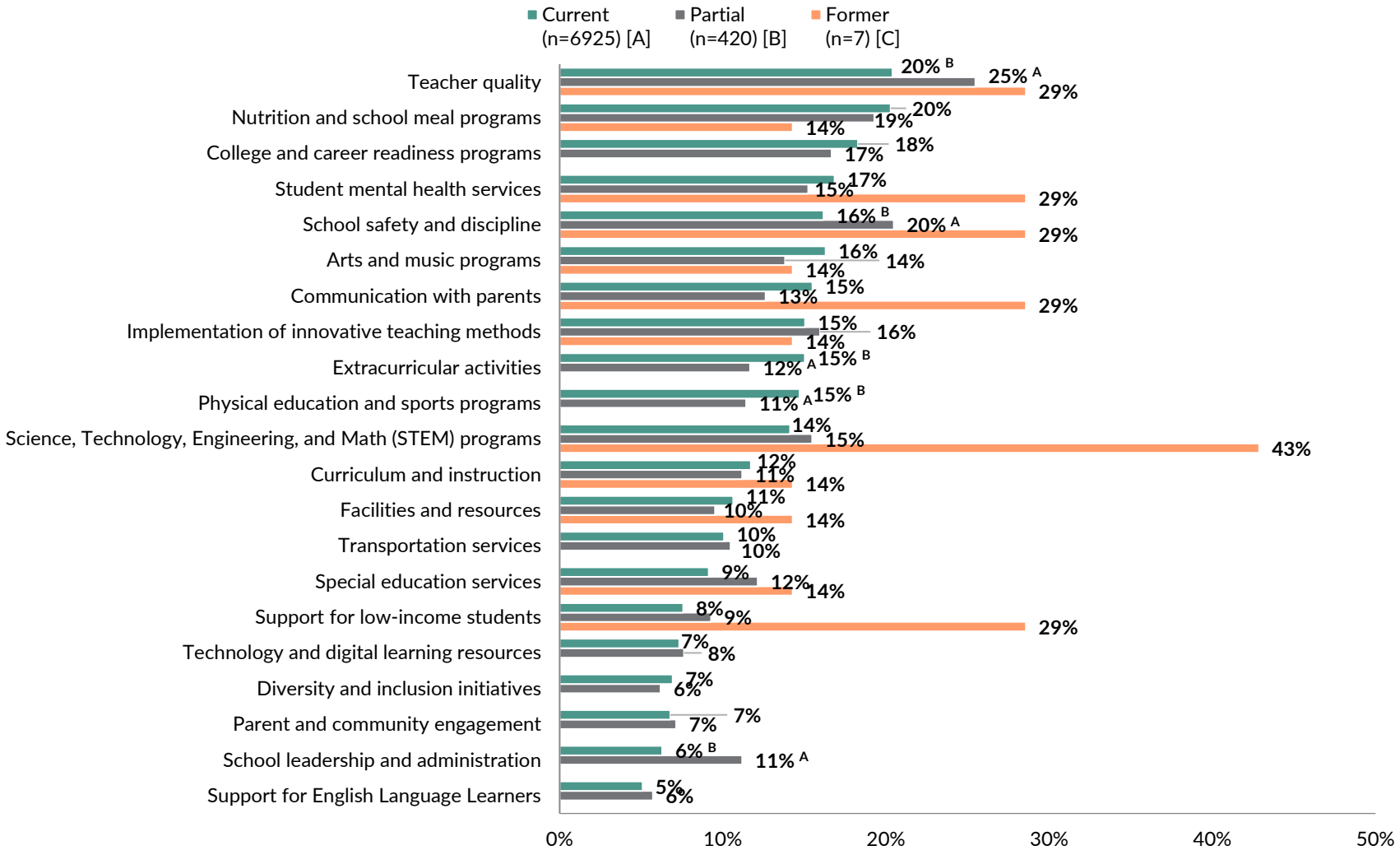

Note: letters indicate a statistically significant difference between groups at the 95% confidence level.

Areas for Growth

What specific steps should BCPS take to improve student achievement? Please select up to three options.

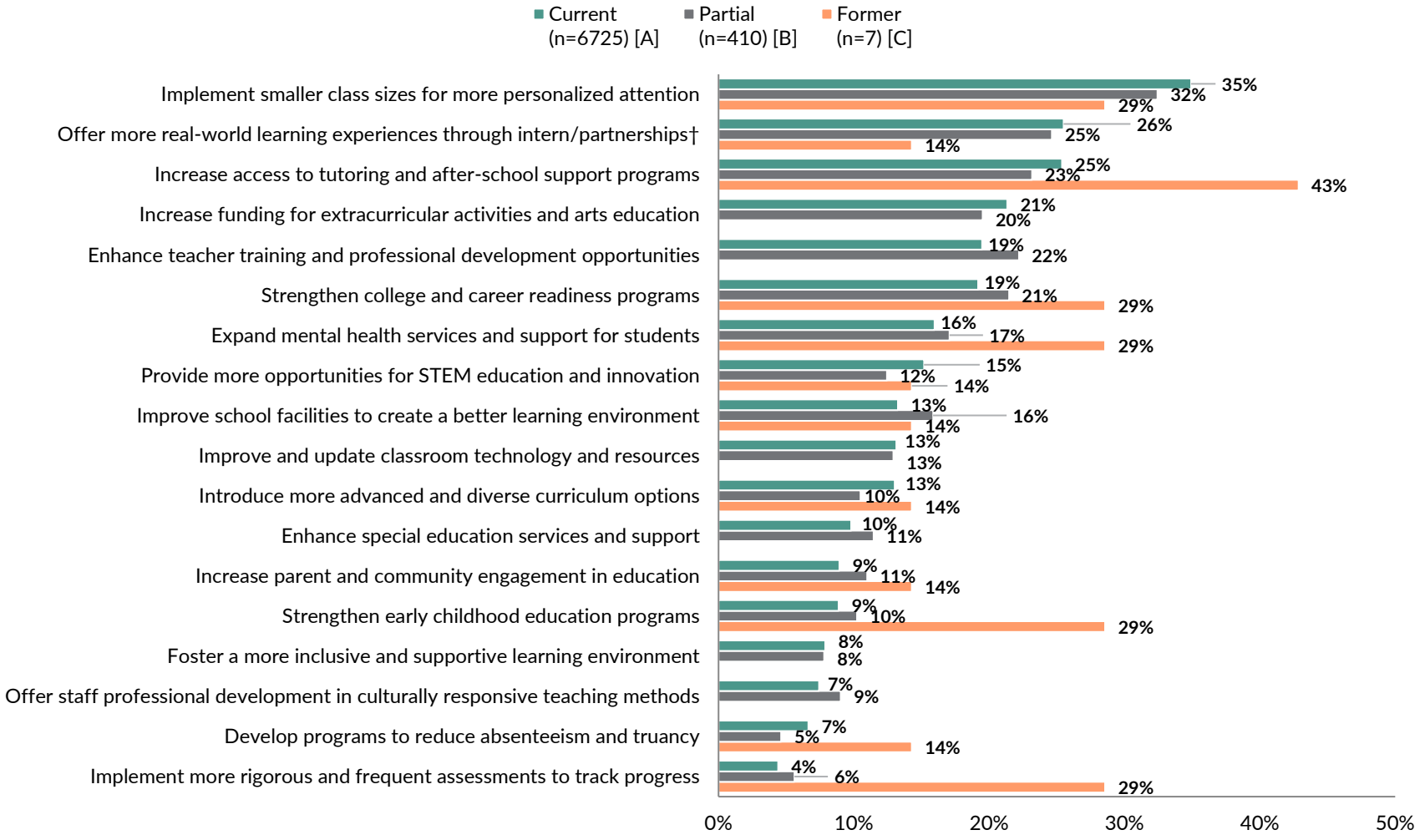

Note: letters indicate a statistically significant difference between groups at the 95% confidence level.

Reasons for Unenrollment

What were the primary reasons for you to unenroll your student from BCPS? Please select up to two options.

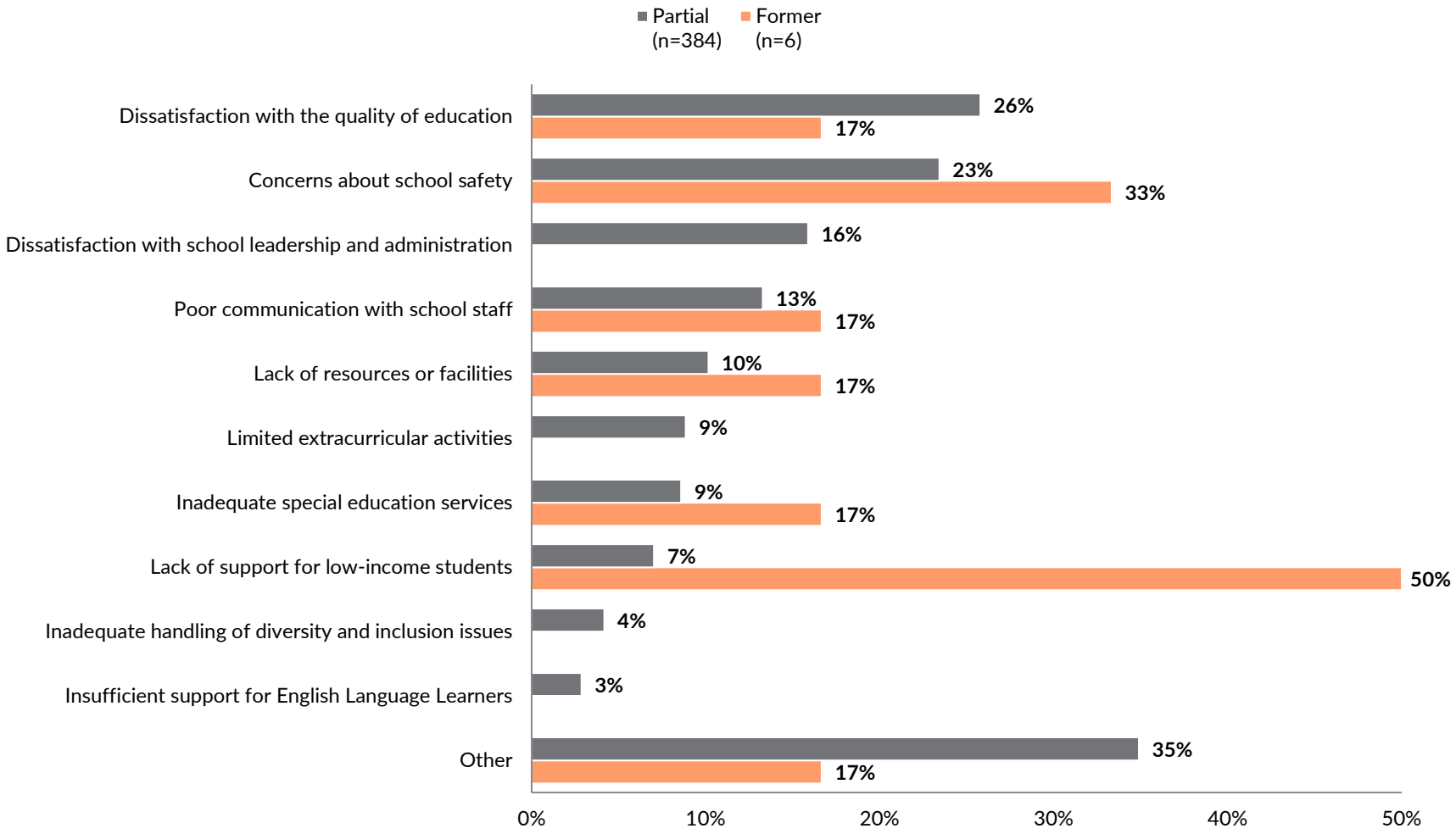

Note: only former parents or parents who are not fully enrolled answered this question.
* indicates a statistically significant difference between groups at the 95% confidence level.

Factors Affecting Retrospective Enrollment

What would have incentivized you to keep your student enrolled in BCPS? Please select up to three options.

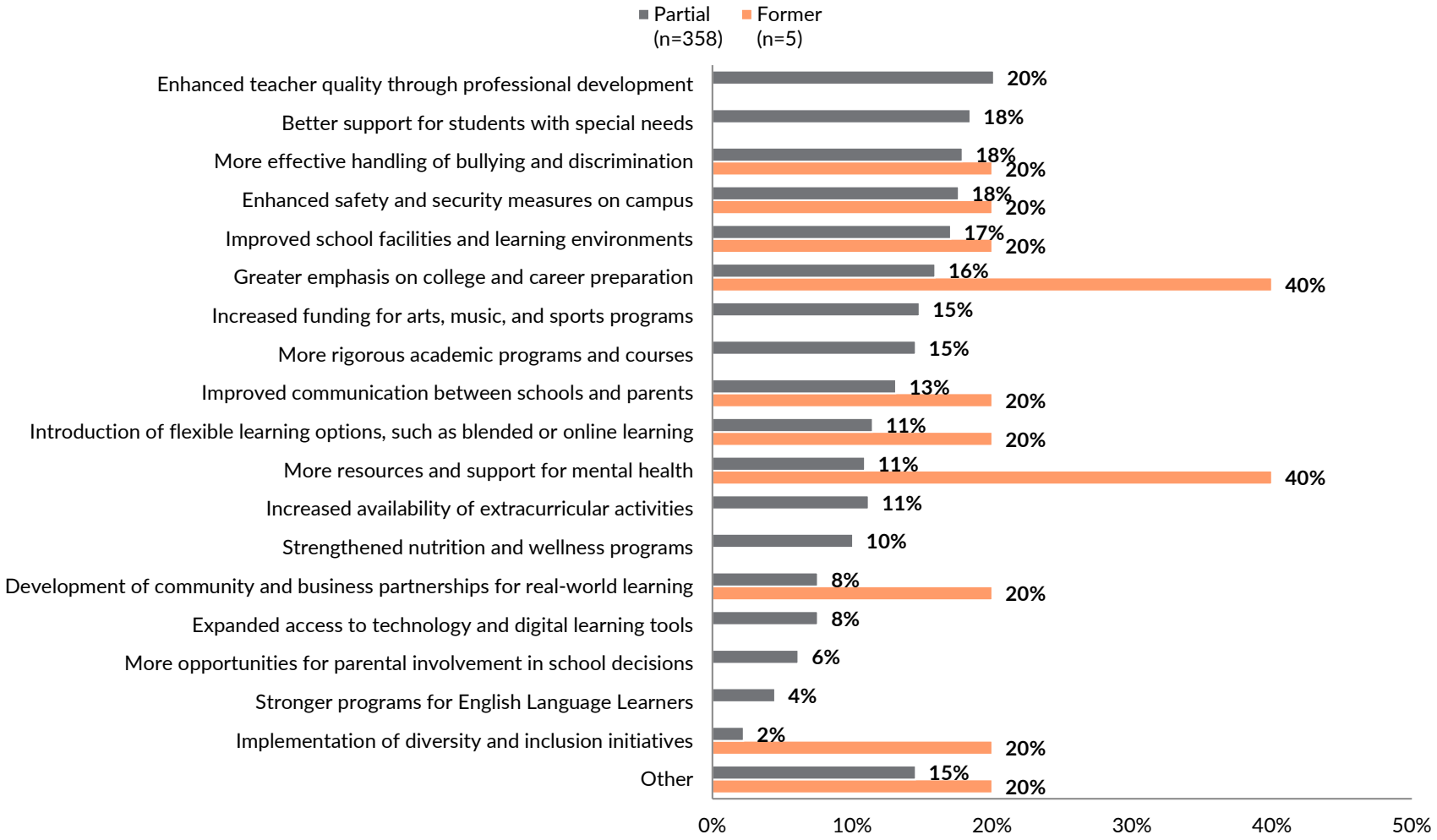

Note: only former parents or parents who are not fully enrolled answered this question. * indicates a statistically significant difference between groups at the 95% confidence level.

RESPONDENT CHARACTERISTICS

RESPONDENT CHARACTERISTICS

Number of Currently Enrolled Students (n=8,450)	
1 student	57%
2 or more students	43%

Number of Formerly Enrolled Students (n=533)	
1 student	79%
2 or more students	21%

Student Grade (n=8,983)	
Pre-K	4%
Kindergarten	7%
Grade 1	7%
Grade 2	6%
Grade 3	7%
Grade 4	7%
Grade 5	8%
Grade 6	7%
Grade 7	7%
Grade 8	8%
Grade 9	9%
Grade 10	9%
Grade 11	9%
Grade 12	5%

Special Program Participation (n=8,983)	
English Language Learner (ELL)	5%
Special Education	11%
Gifted and Talented	17%
Free or Reduced-Price Lunch (FRPL)	33%
None of the above	44%

Student Race/Ethnicity (n=6,798)	
American Indian or Alaska Native	<1%
Asian	5%
Black or African American	23%
Hispanic or Latin(o/a/x)	34%
Middle Eastern or North African	1%
Native Hawaiian or Pacific Islander	<1%
White	38%
Not listed/Prefer to self-describe	3%
Prefer not to respond	11%

Student Gender Identity (n=6,785)	
Female	47%
Male	46%
Non-binary/Gender non-conforming	<1%
Not listed/Prefer to self-describe	1%
Prefer not to respond	6%



HANOVER RESEARCH

Thank you.

CONTACT

James Kornegay
Senior Content Director, K-12
E: jkornegay@hanoverresearch.com
P: 202-978-3493
hanoverresearch.com

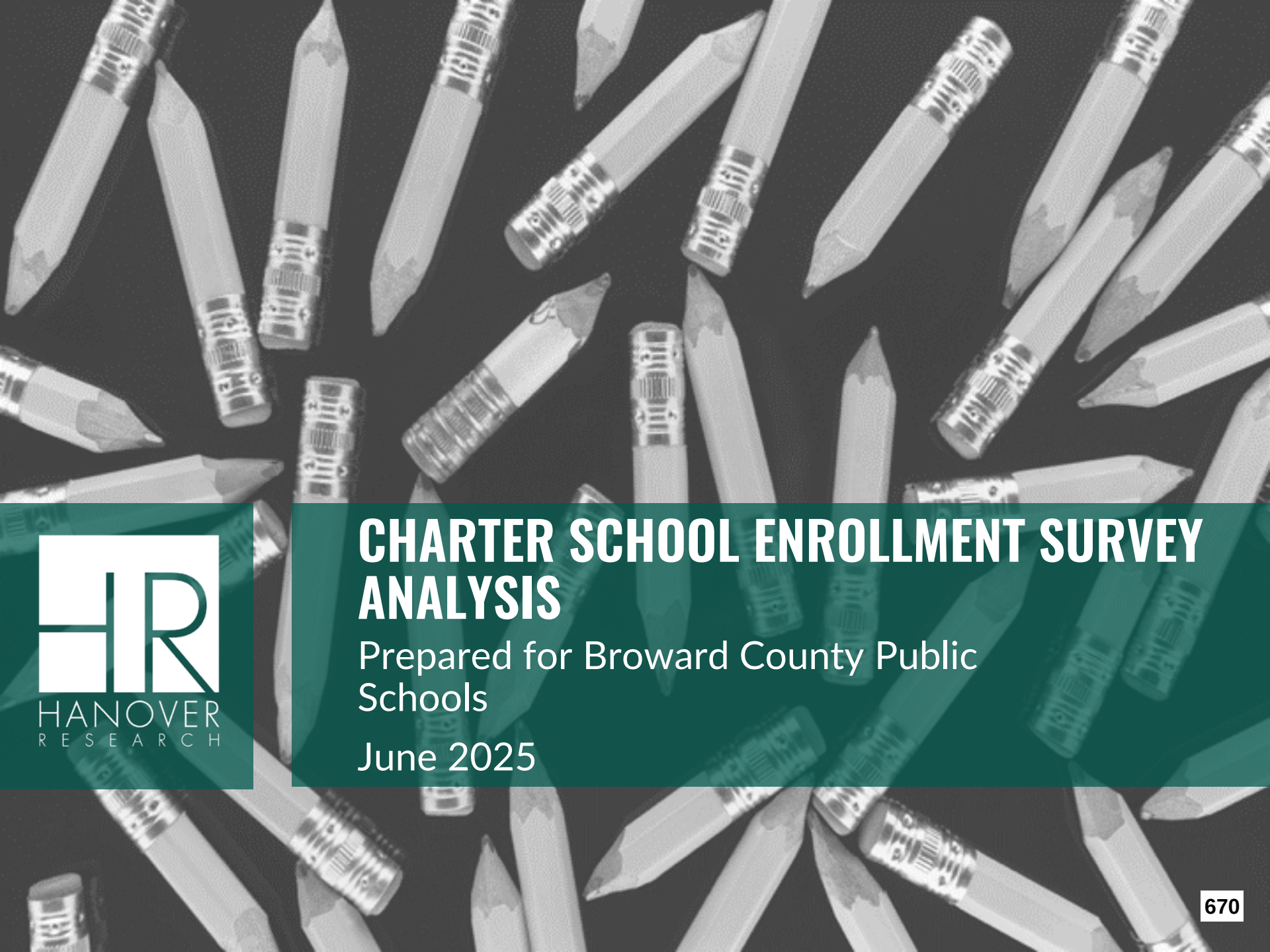

CHARTER SCHOOL ENROLLMENT SURVEY ANALYSIS

Prepared for Broward County Public Schools

June 2025

HANOVER RESEARCH

TABLE OF CONTENTS

3 / Introduction

6 / Recommendations

8 / Key Findings

13 / Charts

26 / Respondent Characteristics

To navigate to these sections in slideshow mode, click the subsection text. In edit mode, CTRL+Click

INTRODUCTION

OVERVIEW

In this report, Hanover Research presents the results of the Charter School Enrollment Survey conducted on behalf of Broward County Public Schools (BCPS).

RESEARCH QUESTIONS

- Why do families choose non-traditional schooling options over BCPS schools?
- Why do families choose to stay in BCPS schools?
- What are the factors that influence these decisions?
- What changes could be made to make enrolment in BCPS schools more attractive?

SURVEY ADMINISTRATION & SURVEY SAMPLE

- The survey was administered online in May 2025 using the Qualtrics online survey platform.
- The analysis includes a total of n=2824 respondents following data cleaning and quality control.
- Results are further segmented by enrollment (charter school only parents vs. former BCPS parents) in this analysis.

RESPONDENT QUALIFICATIONS

- Must be a parent within Broward County.

METHODOLOGY

- Sample sizes vary across questions as some questions only pertain to a subset of respondents.
- Conclusions drawn from a small sample size (n<20) should be interpreted with caution.
- Statistically significant difference (95% confidence level) between groups are noted with an asterisk (*).
- After data collection, Hanover identified and removed low-quality respondents.
- “Don’t Know or Not Applicable” responses, and equivalent, are often excluded from the figures and analysis in order to focus on respondents who did express an opinion.
- Some data points mentioned in the analysis may not be included as part of the slide visuals due to legibility.

RECOMMENDATIONS

RECOMMENDATIONS:

Based on analysis of this survey, Hanover recommends that BCPS:

- ***Highlight and communicate BCPS' academic quality***: Across the board, parents identify quality of education as the standout factor influencing school choice, with interest also shown in STEM programs and advanced academics. BCPS should continue to strengthen these offerings where possible—and just as importantly, ensure they are clearly communicated to families. Sharing student success stories, showcasing standout programs, and making academic pathways more visible can help shift perceptions and position BCPS schools as competitive, high-quality options. District leaders can refer to Hanover's Best Practices in Increasing Enrollment Through Marketing, Communication, and Events as a guide.

- ***Build trust and connection through visible leadership and a strong school culture:*** Parent respondents point to trust in leadership, school accountability, and a positive school culture as major factors in their decision-making. BCPS can build on this by supporting school leaders to be more visible, communicative, and responsive to family concerns. Creating opportunities for families to engage with principals and staff—and involving them in shaping school values—can foster stronger community ties and help families feel more confident staying within the district.

- ***Reinforce BCPS' commitment to safety, relationships, and whole-child support:*** Parents place high value on school safety, teacher-student relationships, and a supportive school environment. Spotlighting these strengths in outreach materials, school events, and family communications can help address lingering misconceptions and reassure families that BCPS schools provide not just academics, but also a safe, caring, and connected environment for children to thrive.

KEY FINDINGS

KEY FINDINGS

Academic Factors

For all parents, the quality of education stands out as the primary academic factor that determines school choice.

- Over four-fifths of parents cite the quality of education (81%) as the main factor they consider when choosing their child's school setting, and there is a substantial gap between this option and all other factors (page 14). The second and third most-selected academic factors are a focus on STEM (47%) and the availability of advanced academic programs (45%). Parents place less emphasis on things like career and technical education (18%) specific educational philosophies (16%).
- When asked to choose only one academic factor, 51% of parents select the quality of education—42% higher than the next option (page 16).
- Preferences are largely consistent between parents of former BCPS students and parents whose children have only attended charter schools (page 15 and page 17).

KEY FINDINGS

School Environment/Culture Factors

Parents value a variety of school environment and school culture factors, as several options see high response rates (page 18).

- Overall, the top three school environment factors are a positive school community and parent involvement (64%), school culture and values (62%), and teacher-student relationships (61%).
- The top seven factors are of comparable importance, with only a 14% range separating the first option from the seventh (64% to 50%).
- Parents place less emphasis on support for low-income students (18%), special education services (15%), and support for English Language Learners (15%).
- Preferences are mostly consistent between parents of former BCPS students and parents whose children have only attended charter schools (page 19). The largest gap pertains to smaller school size, which parents of charter-only students value more highly than former BCPS parents (47% vs. 35%, respectively).

KEY FINDINGS

Other Factors

Parents value a variety of additional school choice factors, as several options see high response rates (page 22).

- Overall, the top three additional factors are trust in school leadership and administration (65%), school performance and accountability (63%), and satisfaction with school safety measures (61%). The top factors are consistent for both charter only and former BCPS parents (page 22).
- When asked to only select one factor, 28% of parents choose school performance and accountability, followed by trust in school leadership and administration (18%) (page 24).
- Parents place less emphasis on school autonomy (15%), community partnerships (15%), flexibility in school policies (14%), and an extended school day/year (8%).

KEY FINDINGS

Open-ended Responses

When choosing a school setting, parents take a multifaceted approach. Several key themes emerge from the open-ended responses, including the importance of a strong learning environment, consistent communication, a sense of community, and a focus on safety and discipline.

A central theme is academic quality. Parents frequently highlight the need for a strong curriculum, high academic standards, and caring, effective teachers. One parent shares, *"Academic quality and a strong curriculum are important, but equally vital is the presence of a supportive and nurturing environment that promotes social-emotional growth."* Others note the importance of investing in teachers and access to resources: *"I look for a school that will invest in their teachers, children, and access to resources to learn."* Many families value advanced academic options, particularly for gifted learners: *"I would like to see more opportunities for truly gifted learners, not just high achieving classes."* Some parents opt for charter schools due to a perception of stronger academics: *"Charter tends to be much more academically strong from my opinion as I have had experience in both."*

Safety and discipline are also top priorities. Parents want protection from bullying, violence, and classroom disruptions. One notes, *"The safety and protection of my child is my number one priority."* Many select charter schools believing they offer more structured, disciplined environments: *"I chose a charter school for my child because it fosters an environment where students are focused on learning, and discipline is handled effectively."* Another comments, *"In the three years my child has attended [charter], there have only been two fights. In contrast, the local zoned school averages about two fights a day."* Public schools are often perceived as lacking effective disciplinary practices: *"I find that the biggest problem in public schools lately is lack of respect for adults and disruptive behavior."*

Communication and community involvement are also essential. Parents appreciate open and timely communication with teachers and administrators, as well as feeling part of a school community. "Trust with faculty and parent involvement are big for us," one parent writes. *"The feeling of community and inclusiveness have been a huge factor in our decision to choose our school and stay."* Another adds, *"I love the fact that I am able to communicate with the teachers and Principal through emails, texting and phone calls."* Opportunities for parent-teacher collaboration are especially valued: *"Parent and teacher collaboration is a major factor that contribute to choosing charter."*

Finally, some parents express dissatisfaction with aspects of both public and charter schools, citing concerns like teacher turnover, limited resources, and insufficient mental health support. For some, choosing a charter school was a reluctant decision due to a lack of quality options within the public school system: *"I hate that my children attend a charter school because I believe in the Broward County School System. Unfortunately, the schools that my children are zoned for are not good, and the school choice did not have any availability for better schools."*

Note: The above analysis is based on qualitative themes from the open-ended survey question, "…please provide any additional thoughts/comments about the factors that contribute to choosing the school setting for your child."
Note: Only English language comments were analyzed.
Note: Sample comments may be modified to enhance grammar and clarity.

CHARTS

ACADEMIC FACTORS

What are the primary academic factors you consider when choosing the school setting for your child? Please select all that apply. (n=2824)

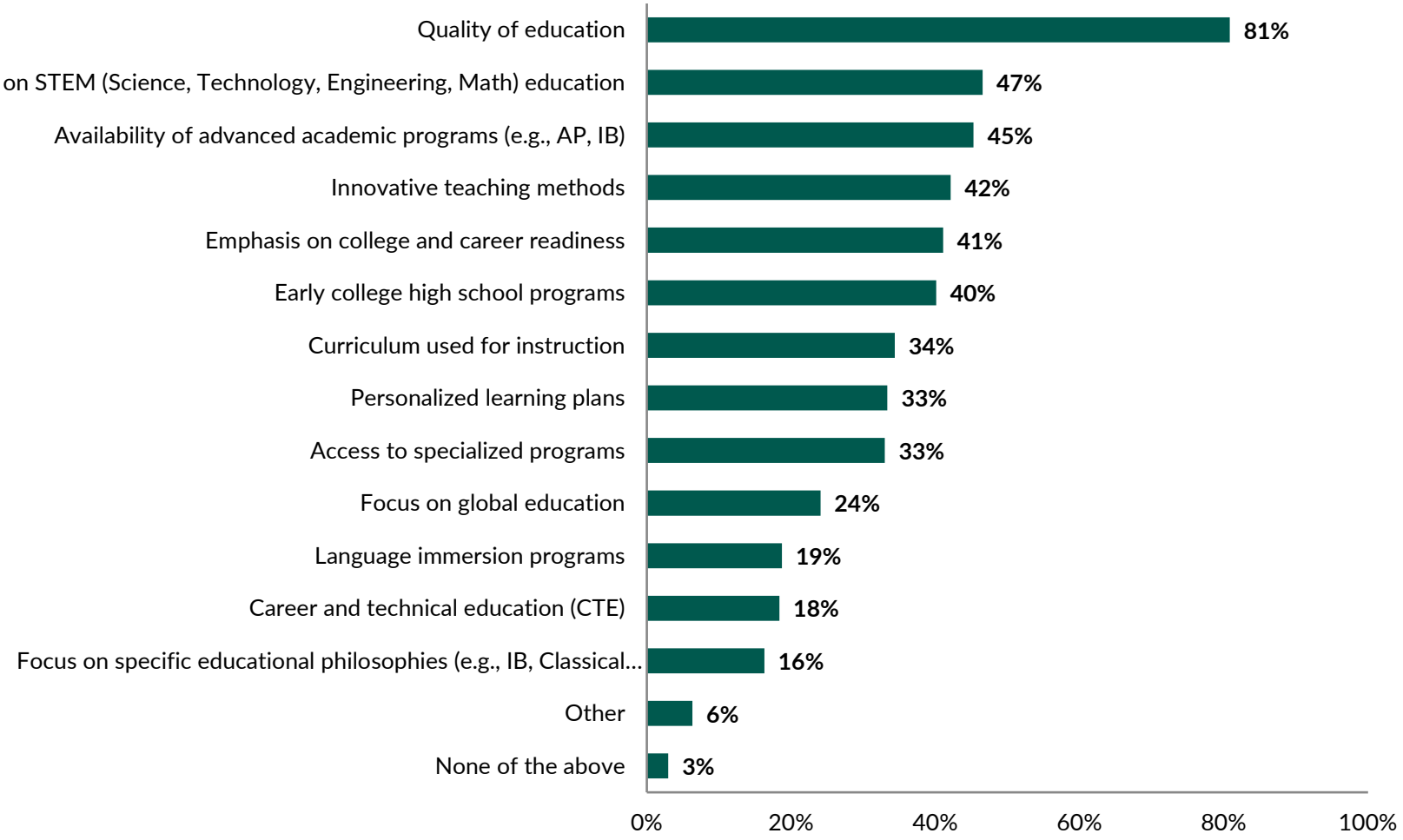

Back to Key Findings

Back to Recommendations

ACADEMIC FACTORS

What are the primary academic factors you consider when choosing the school setting for your child? Please select all that apply.

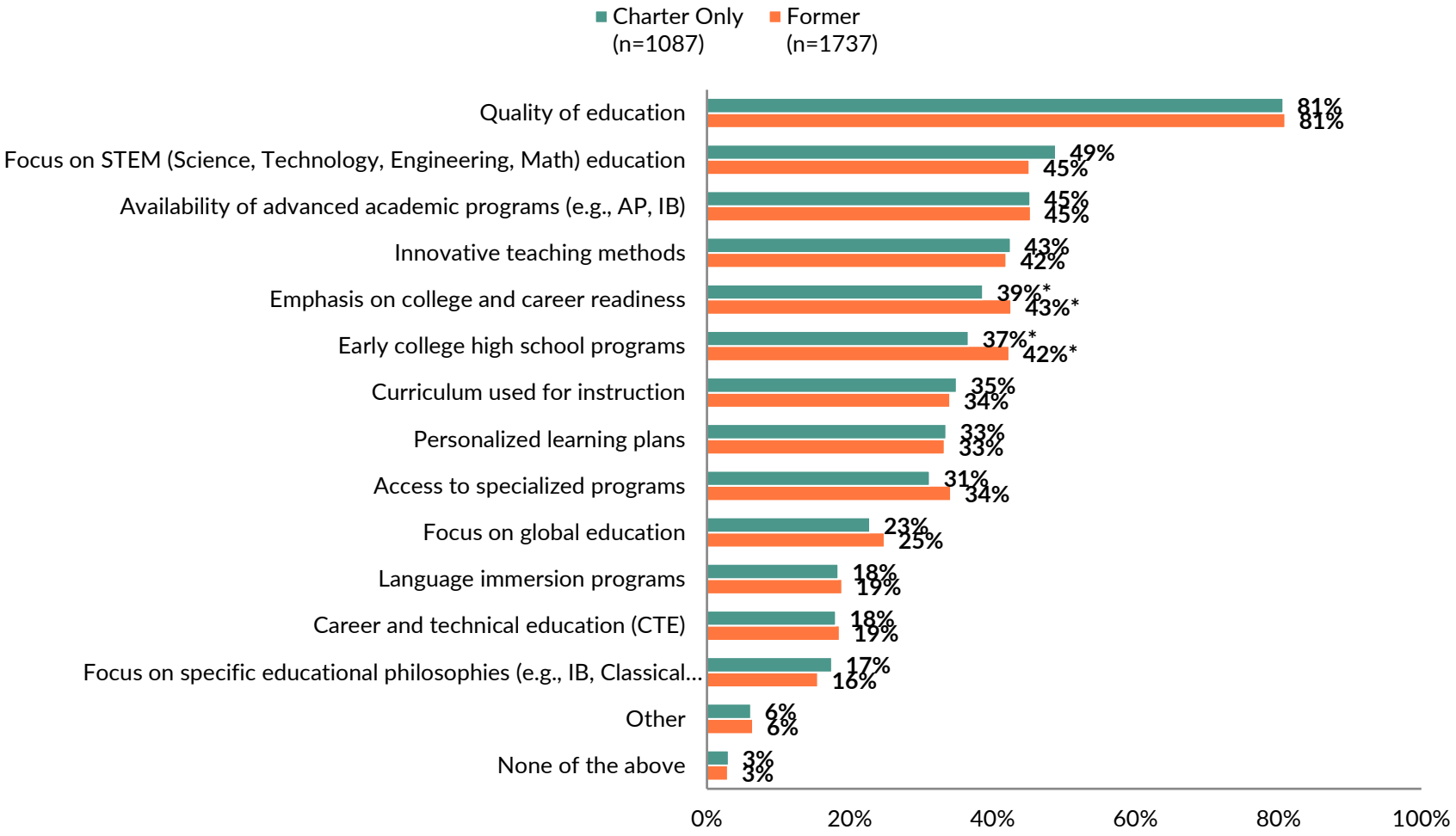

Back to Key Findings

Back to Recommendations

Note: * indicates statistically significant differences between groups at the 95% level.

ACADEMIC FACTORS

Among these academic factors, which is your highest priority? (n=2440)

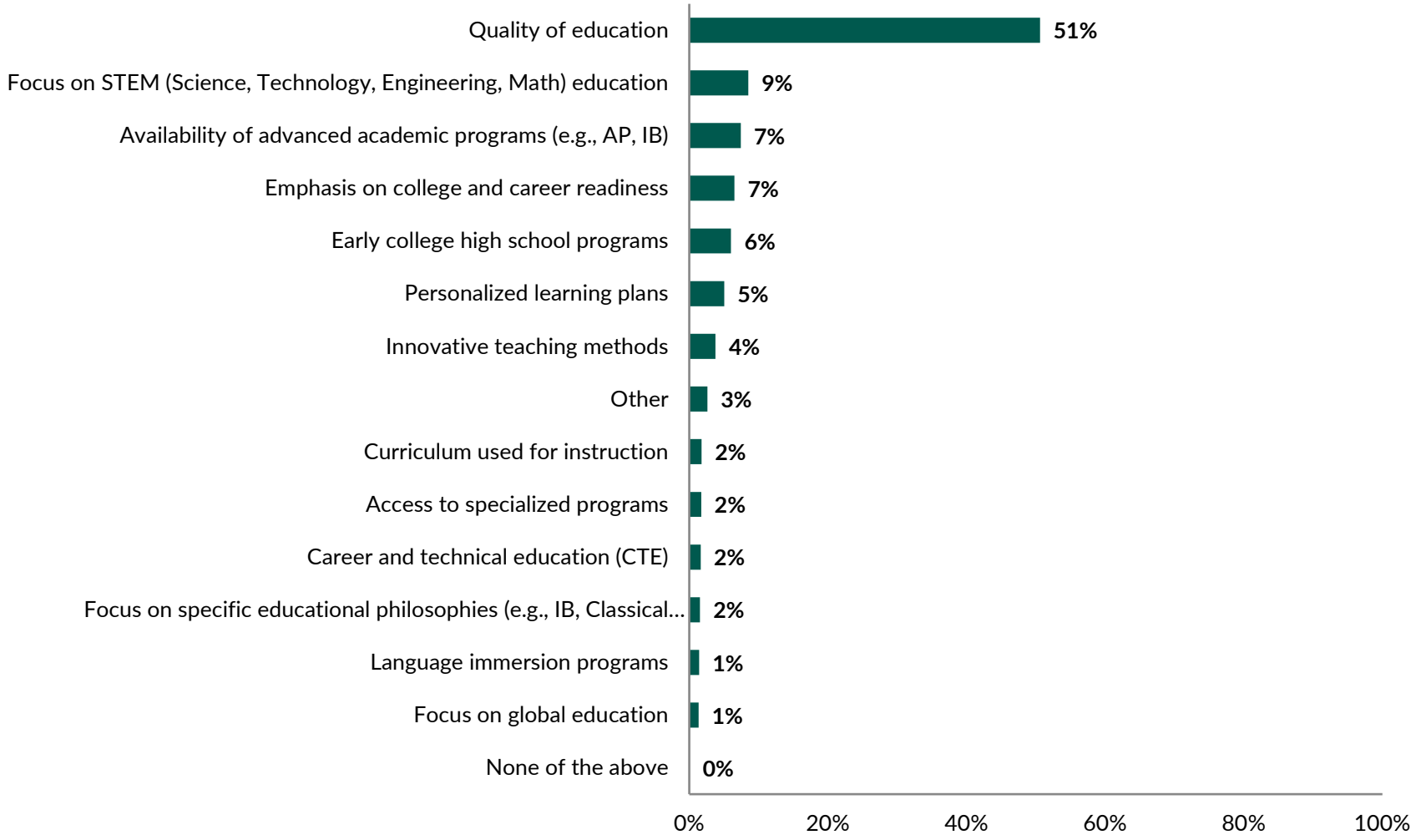

Back to Key Findings

Back to Recommendations

ACADEMIC FACTORS

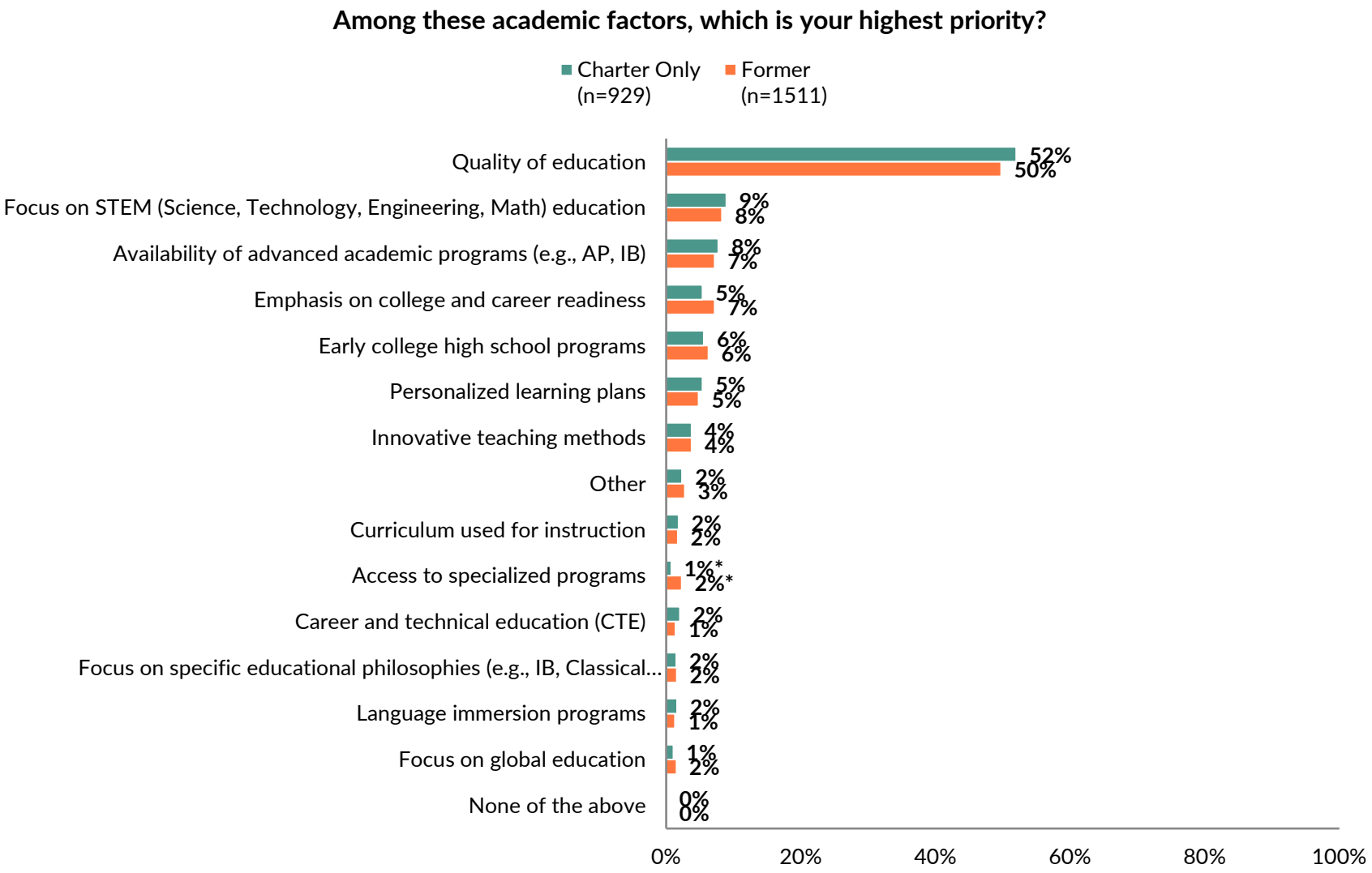

Back to Key Findings

Back to Recommendations

Note: * indicates statistically significant differences between groups at the 95% level.

SCHOOL ENVIRONMENT/CULTURE FACTORS

What are the primary school environment or school culture factors you consider when choosing the school setting for your child? Please select all that apply. (n=2651)

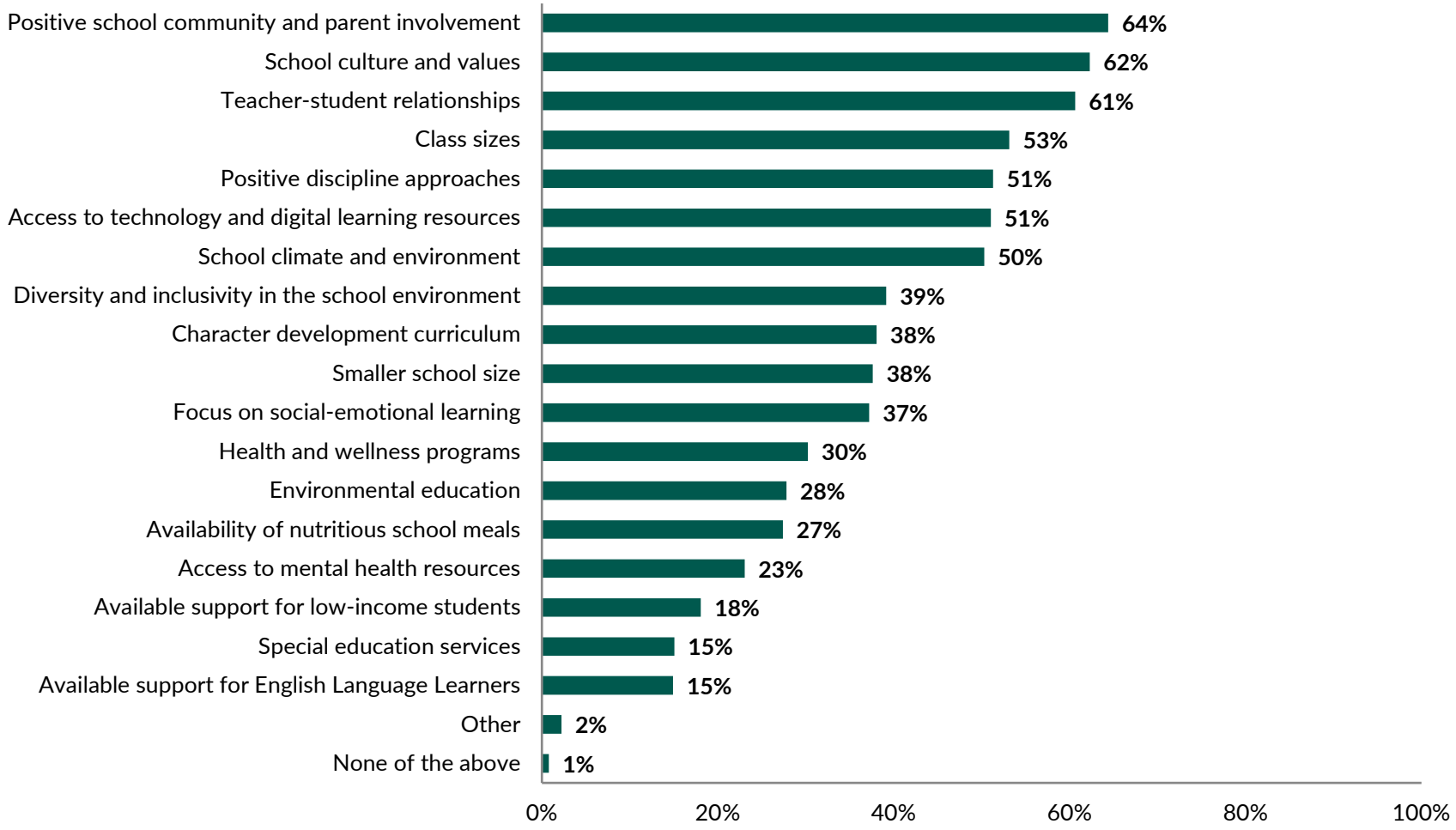

Back to Key Findings

Back to Recommendations

SCHOOL ENVIRONMENT/CULTURE FACTORS

What are the primary school environment or school culture factors you consider when choosing the school setting for your child? Please select all that apply.

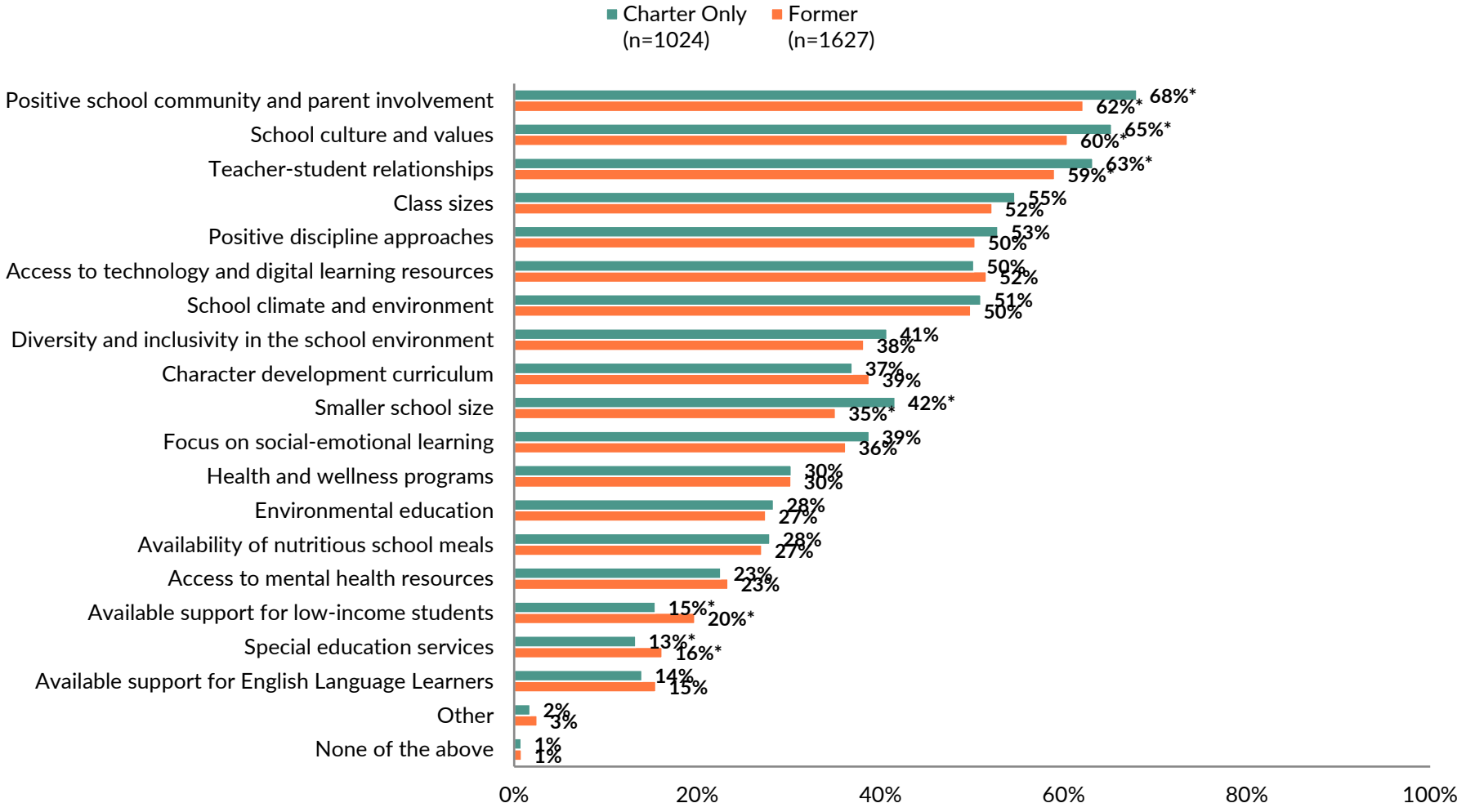

Back to Key Findings

Back to Recommendations

Note: * indicates statistically significant differences between groups at the 95% level.

SCHOOL ENVIRONMENT/CULTURE FACTORS

Among these school environment or school culture factors, which is your highest priority? (n=2467)

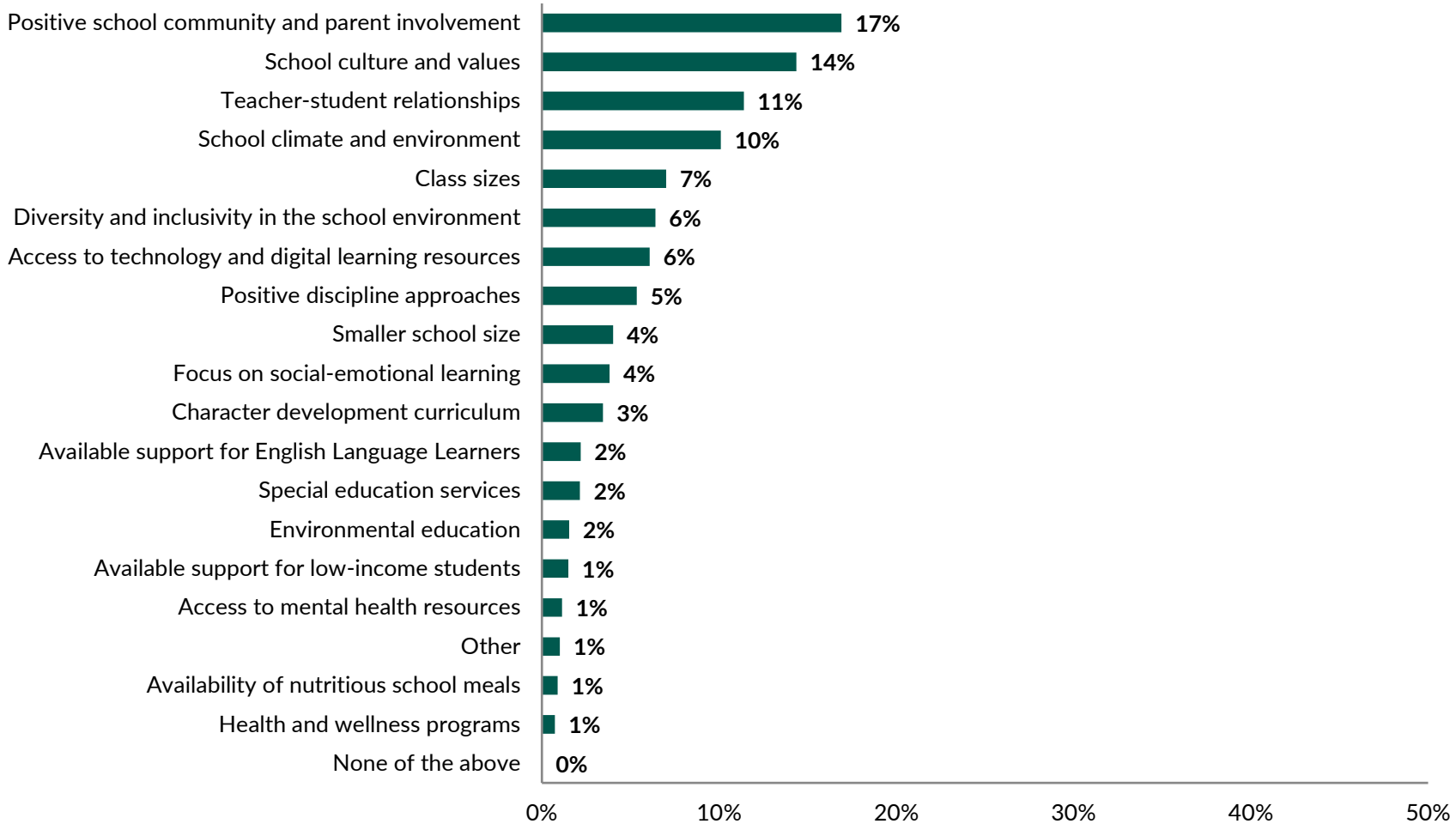

Back to Key Findings

Back to Recommendations

SCHOOL ENVIRONMENT/CULTURE FACTORS

Among these school environment or school culture factors, which is your highest priority?

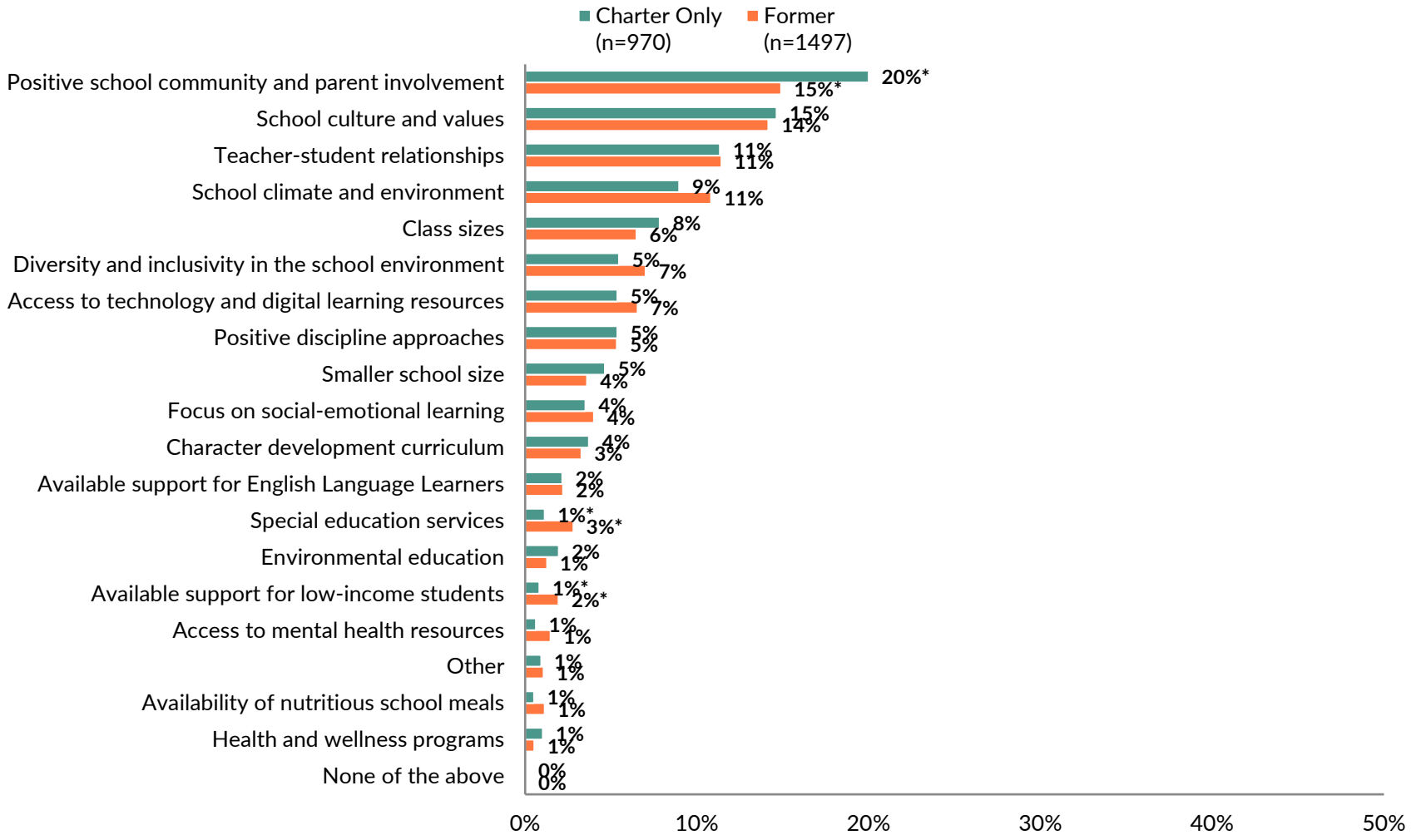

Back to Key Findings

Back to Recommendations

Note: * indicates statistically significant differences between groups at the 95% level.

OTHER FACTORS

What are other school related factors you consider when choosing the school setting for your child? Please select all that apply. (n=2489)

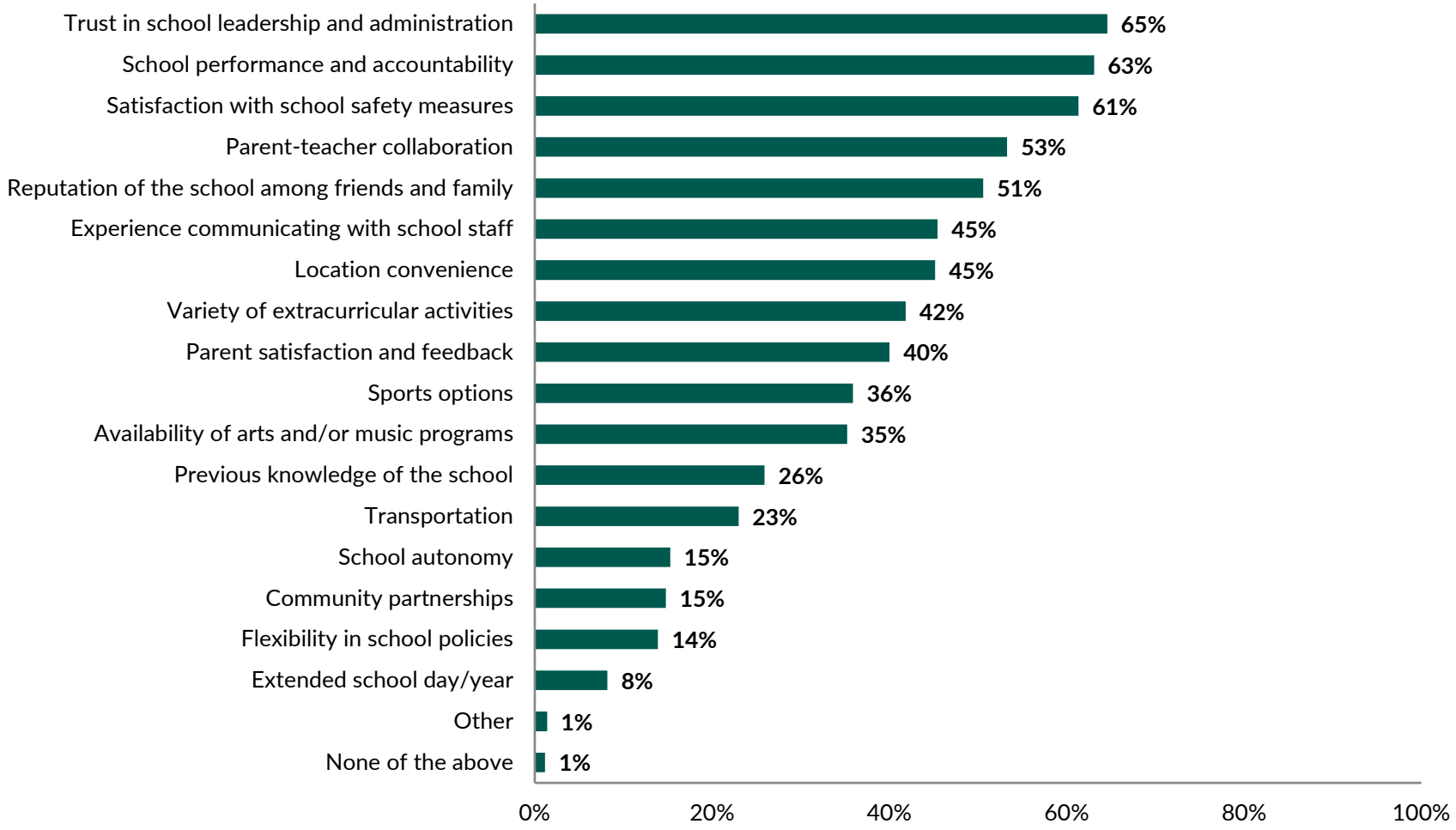

Back to Key Findings

Back to Recommendations

OTHER FACTORS

What are other school related factors you consider when choosing the school setting for your child? Please select all that apply.

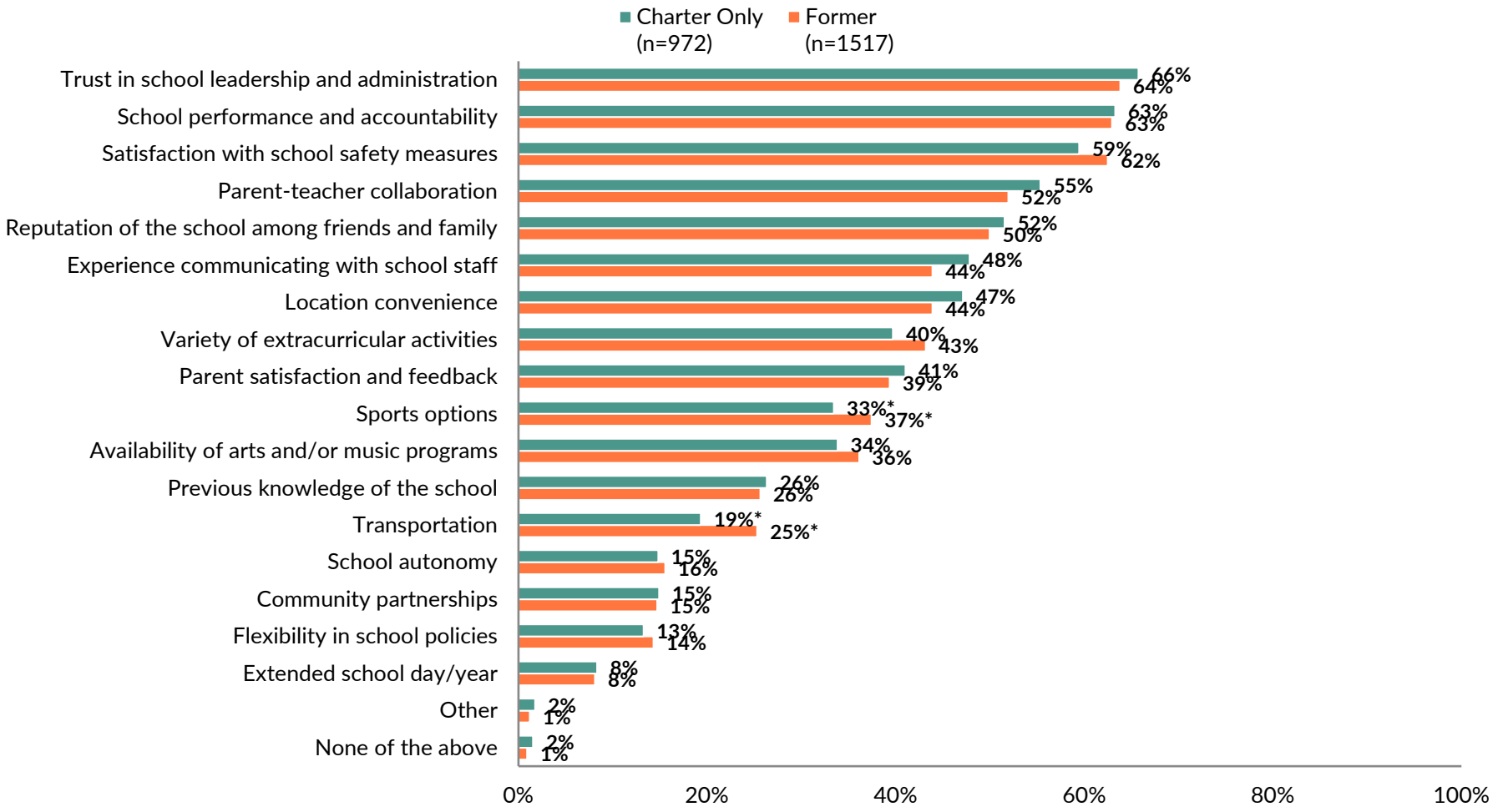

Back to Key Findings

Back to Recommendations

Note: * indicates statistically significant differences between groups at the 95% level.

OTHER FACTORS

Among these other school factors, which is your highest priority? (n=2343)

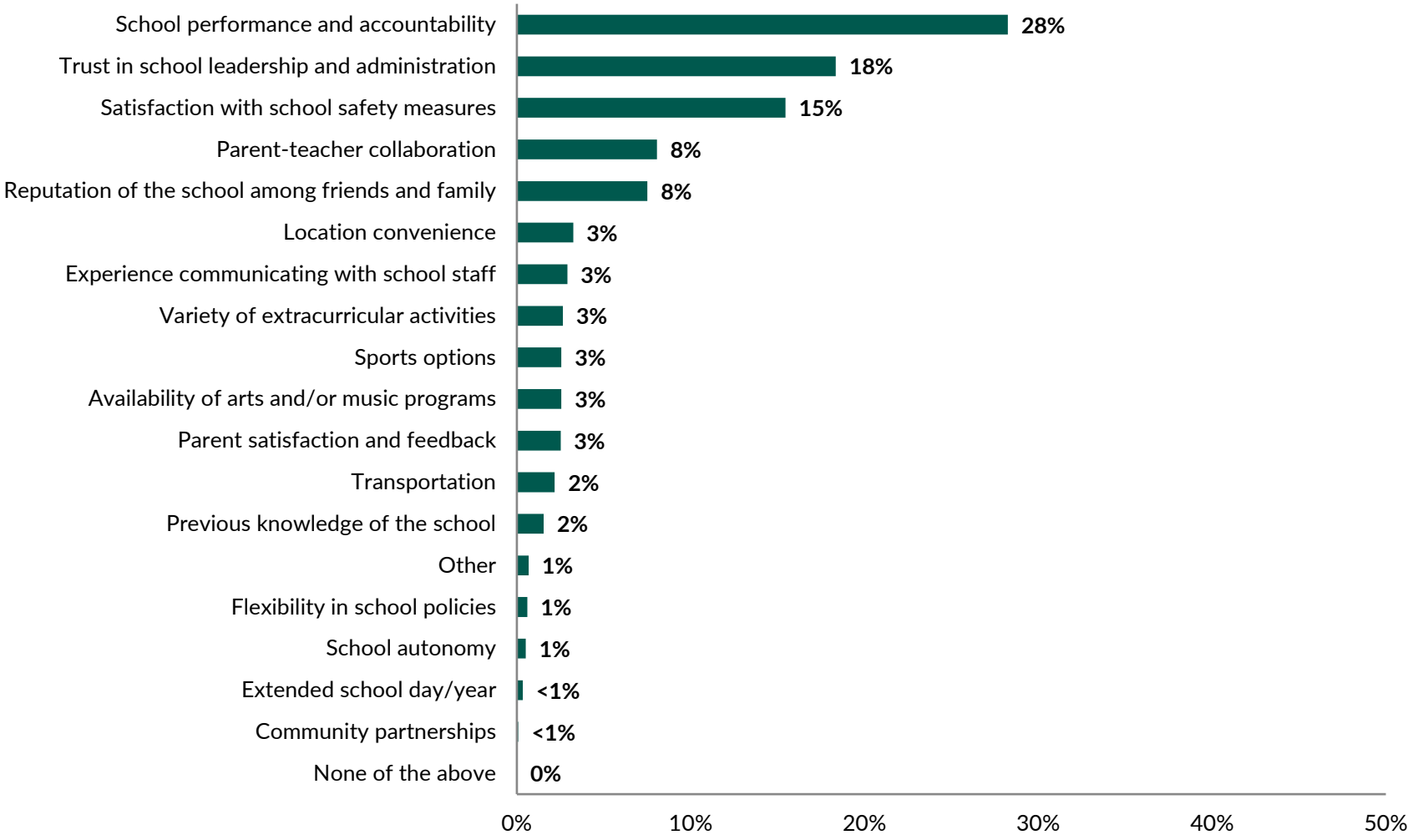

Back to Key Findings

Back to Recommendations

OTHER FACTORS

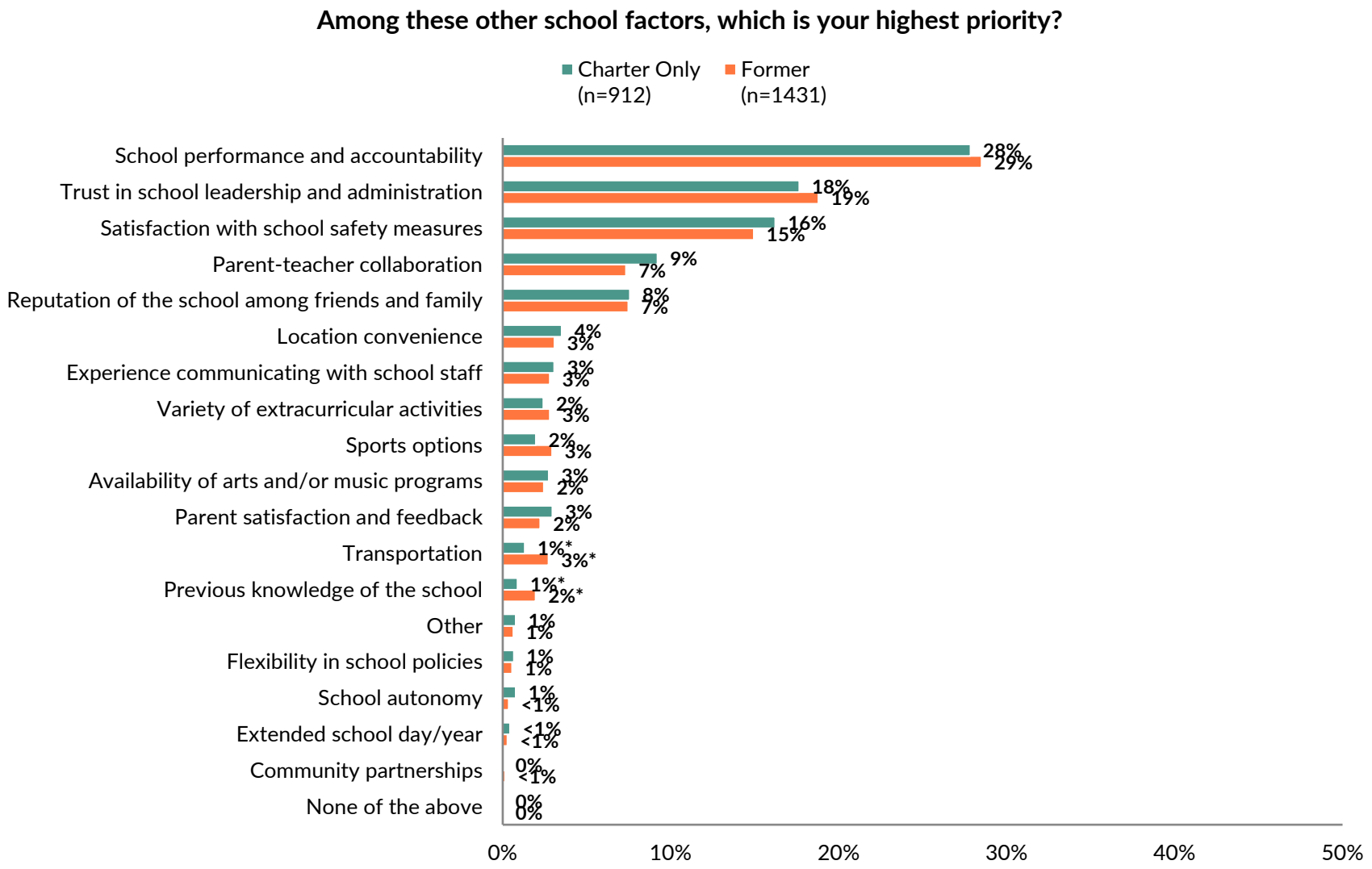

Back to Key Findings

Back to Recommendations

Note: * indicates statistically significant differences between groups at the 95% level.

RESPONDENT CHARACTERISTICS

RESPONDENT CHARACTERISTICS

Previously Enrolled in BCPS (n=2824)

Yes (Former)	62%
No (Charter Only)	38%

Special Programs (n=2824)

English Language Learner (ELL)	9%
Special Education	7%
Gifted and Talented	14%
Free or Reduced-Price Lunch (FRPL)	34%
None of the above	48%

Race/Ethnicity (n=2428)

Hispanic or Latin(o/a/x)	43%
White	29%
Black or African American	26%
Asian	5%
Not listed/Prefer to self-describe	3%
American Indian or Alaska Native	1%
Middle Eastern or North African	1%
Native Hawaiian or Pacific Islander	<1%
Prefer not to respond	7%

Gender (n=2421)

Female	50%
Male	44%
Not listed/Prefer to self-describe	1%
Prefer not to respond	5%

Note: Percentages may sum up to more than 100% if respondents could select more than one answer.



HANOVER RESEARCH

Thank you.

CONTACT

James Kornegay
Senior Content Director, K-12
E: jkornegay@hanoverresearch.com
P: 202-978-3493
hanoverresearch.com