

THE SCHOOL BOARD OF BROWARD COUNTY, FLORIDA
OFFICE OF THE SUPERINTENDENT

TUESDAY, OCTOBER 7, 2025 9:30 AM
Kathleen C. Wright Building
600 Southeast Third Avenue, Board Room
Fort Lauderdale, Florida 33301

AGENDA FOR BOARD WORKSHOP

BOARD WORKSHOP CAN BE VIEWED VIA LIVE STREAM OVER THE INTERNET ON THE DISTRICT'S WEBSITE (www.browardschools.com).

Second Revision 10/3/25 - Revised 10/1/25

School Board meetings will be held with Board Members being physically present and via electronic communication. This advertised Regular School Board Meeting will be accessible virtually. **Public Written Agenda Comments - Members of the public may submit public written comments by selecting the eComments tab at the following District webpage: <https://www.browardschools.com/Page/55263>. Public Written Agenda Comments must be submitted no later than 1:00 p.m. the day before the published date of the School Board Meeting or Workshop. Anonymous comments will not be accepted; therefore, written comments must include the person's name, city of residence, and zip code. Written agenda comments may not exceed a maximum of twenty-two hundred and fifty (2250) characters.**

Pursuant to School Board Policy 1020, the public may speak a total of twelve (12) minutes during any single meeting. Additionally, in the event a large group of individuals (ten (10) or more) sign-up to speak on any one agenda item, the Board Chair has the authority to adjust the time limit for each speaker to speak less than the three (3) minutes usually permitted or limit the overall time speakers will be heard on that item.

Free guest parking is available at the southeast 3rd Avenue parking lot on all School Board meeting dates.

TOPICS

- 1. 9:30 A.M. - 11:00 A.M. – COMMITTEE REPORTS**
 - Audit Committee
 - Broward County Association of Student Councils and Student Advisor to the Board
 - District Advisory Council
 - North Area
 - Central Area
 - South Area
 - Diversity Committee
 - ESE Advisory Council
 - ESOL Leadership Council
 - Facilities Task Force

Gifted Advisory Council
Green Advisory Committee
Human Relations Committee
Multilingual Advisory Committee
Parent Community Involvement Task Force
Small Business Advisory Committee
Technology Advisory Committee

2. 11:00 A.M. - 11:30 A.M. – Rule Development: Gifted Advisory Council Policy

[Presentation.pdf](#)
[Policy Redlined.pdf](#)

3. 11:30 A.M. - 12:00 P.M. – BREAK

**4. 12:00 P.M. - 3:00 P.M. – School Board Workshop 2 - Redefining our Schools Update
ADDED EXHIBIT**

[Presentation.pdf](#)

ADJOURNMENT

The School Board of Broward County, Florida, prohibits any policy or procedure which results in discrimination on the basis of age, color, disability, gender identity, gender expression, genetic information, marital status, national origin, race, religion, sex or sexual orientation. The School Board also provides equal access to the Boy Scouts and other designated youth groups. Individuals who wish to file a discrimination and/or harassment complaint may call the Director, Equal Educational Opportunities/ADA Compliance Department & District's Equity Coordinator/Title IX Coordinator at 754-321-2150 or email eeo@browardschools.com.

Individuals with disabilities requesting accommodations under the Americans with Disabilities Act Amendments Act of 2008, (ADAAA) may call Equal Educational Opportunities/ADA Compliance Department at 754-321-2150 or email eeo@browardschools.com. Language Interpretation/Translation Services are available for the public upon request to the Bilingual/ESOL Department by emailing ESOLRequests@browardschools.com.

Any person who decides to appeal any decision made at a meeting(s) announced by this Notice with respect to any matter considered at such meeting(s) will need a record of the proceedings and for such purpose may need that a verbatim record of the proceeding is made, which records testimony and evidence upon which the appeal is to be based.

Telephone conferencing or other telecommunications technology may be used in conducting this public meeting to permit absent Board Members to participate in discussions, to be heard by other School Board Members and the public, and to hear discussions taking place during the meeting.

Notice is hereby given that two or more Board Members of The School Board of Broward County, Florida, may be participating.



Exceptional Student Education

Rule Development

Gifted Advisory Council
Policy 1210 (previously 1.24)

October 7, 2025



INTRODUCTION

Presentation Rationale:

**POLICY 1210 (formerly 1.24)
RULE DEVELOPMENT AND RULEMAKING**

Review the Gifted Advisory Council Policy to ensure accuracy and alignment with the scope of work.

Purpose:

To orient all School Board members on the proposed policy revisions and capture the Board's feedback for Rulemaking.

Connection to the Strategic Plan:

Accountability to stakeholders in ensuring Policy 1210 (formerly 1.24) aligns with the Gifted Advisory Council.

Request to the School Board:

Please review the policy presented in this presentation and provide guidance and direction to the Superintendent for Rulemaking at a subsequent Board meeting.

Financial Impact: There is no financial impact for policy reviews.

Policy 1210 (formerly 1.24) Summary of Revisions

Policy Number and Title

Urgency- Impact on district operations

Summary of Revisions

1.24
Gifted Advisory Council

To ensure that the Gifted Advisory Council Policy is accurate and up to date.

Revised and reformatted for better grammar and fluency. Removed unnecessary and redundant language.

Page	Section	Proposed Revision	Rationale
Page 1	Preamble	Revised	Revised and reformatted for better grammar and fluency.
Page 1	Definition	Addition	Defined Gifted.
Page 1	Membership	Addition	Added the word eligible.
Page 1	Membership and Duties & Responsibilities	Revised	Revised and reformatted for better grammar and fluency.
Page 2	Duties & Responsibilities and Meetings	Revised	Revised and reformatted for better grammar and fluency.

Policy 1210 (formerly 1.24) Timeline

Identified for
review by
Coward &
Coward
Spring 2024

GAC
September
2024 &
November
2024

Returned from
Coward &
Coward April
2025

Returned from
SBBC Legal
May 2025

Board
Workshop
October 2025

Board Discussion & Guidance





Debra Hixon, Chair
Sarah Leonardi, Vice Chair

Lori Alhadeff
Maura McCarthy Bulman
Adam Cervera, Esq.
Dr. Jeff Holness
Nora Rupert
Rebecca Thompson
Dr. Allen Zeman

Dr. Howard Hepburn
Superintendent of Schools

The School Board of Broward County, Florida, prohibits any policy or procedure which results in discrimination on the basis of age, color, disability, gender identity, gender expression, genetic information, marital status, national origin, race, religion, sex or sexual orientation. The School Board also provides equal access to the Boy Scouts and other designated youth groups. Individuals who wish to file a discrimination and/or harassment complaint may call the Director, Equal Educational Opportunities/ADA Compliance Department & District's Equity Coordinator/Title IX Coordinator at 754-321-2150 or email eeo@browardschools.com.

Individuals with disabilities requesting accommodations under the Americans with Disabilities Act Amendments Act of 2008, (ADAAA) may call Equal Educational Opportunities/ADA Compliance Department at 754-321-2150 or email eeo@browardschools.com.

browardschools.com



POLICY NO 1210 GIFTED ADVISORY COUNCIL

The Gifted Advisory Council shall serve in an advisory capacity to The School Board of Broward County, Florida (“SBBC”) regarding the interests of the school district’s gifted students. ~~THEA GIFTED ADVISORY COUNCIL OF THE SCHOOL BOARD OF BROWARD COUNTY, FLORIDA, GIFTED ADVISORY COUNCIL SHALL BE ESTABLISHED SERVE IN AN ADVISORY CAPACITY TO REPRESENT GIFTED STUDENTS THROUGH COLLABORATION, CONSULTATION, AND PARTICIPATION WITHIN SCHOOLS, THE DISTRICT, AND COMMITTEES AND ORGANIZATIONS.~~

DEFINITION

Gifted: One who has superior intellectual development and is capable of high performance.

RULES

A. MEMBERSHIP

1. ~~Membership Council membership~~ shall consist primarily of parents, relatives, guardians, and surrogates of district school students who are ~~designated as~~ gifted eligible. However, Gifted Advisory Council meetings are subject to the Sunshine Law and all interested parties are welcome to attend, including school district personnel.
2. A ~~Broward County School Board~~ school district ~~ee~~ employee may not serve as the Council’s Chairperson, Co- Chairperson, or Vice Chairperson.

B. DUTIES AND RESPONSIBILITIES

1. Duties and responsibilities of the Gifted Advisory Council will be advisory in nature, none of which will conflict with any of the powers and duties reserved by law, policy, or administrative guidelines to SBBC or to the Superintendent ~~or the School Board of Broward County of Schools~~.
2. The Gifted Advisory Council will assist in developing, identifying, and assessing the educational needs, systemic issues, and priorities of gifted students and programs. ~~All The interests of all district school~~ students who are gifted ~~are will be addressed represented~~ by this advisory Council ~~through collaboration, consultation, and participation on school, District, and community derived committees and organizations~~.
3. The Gifted Advisory Council will provide a forum for the exchange of information about school district and community programs, advocacy, support, procedural guidelines, Education Plans (EP), procedures, ~~school board~~ SBBC initiatives, educational enrichment, resources, and data.
4. The Gifted Advisory Council will provide suggestions for proposed legislation and tracking of new and existing federal and, state laws, rules, and regulations, and ~~county legislation~~ SBBC policies addressing educational issues and programs.
5. The Gifted Advisory Council ~~will~~ may recommend that SBBC seek legislative support for fully funded gifted programs.
6. The Gifted Advisory Council will promote and encourage parent and community involvement concerning gifted education issues and initiatives.
7. The activities of the Gifted Advisory Council ~~will implement and maintain~~ shall be

~~governed by this policy and by the Council's School Board-approved by-laws. School Board approved Gifted Advisory Council procedural by-laws and guidelines.~~ The ~~Council's~~ by-laws will follow the ~~district-SBBC approved~~ by-laws template.

8. Gifted Advisory will promote diversity so that students who are gifted are representative of the population of the school district~~Broward County Public Schools.~~

C. MEETINGS

1. The Gifted Advisory Council must conduct its meetings in accordance with the Florida Sunshine Law and with School Board Policy 1070 – “District Committees and their Membership.”
2. ~~Meetings-Council meetings~~ will convene on a regular monthly basis during the calendar school year.
3. ~~Meetings-Council meetings~~ and other business will be conducted according to ~~the School Board approved Gifted Advisory Council By-laws and~~ Roberts Rules of Order, (Newly Revised).
4. Minutes will be recorded and, maintained, and maintained and shall promptly be made available for public view inspection and copying upon their completion by the person designated for their preparation.

~~Authority: F. S. Section 1001.41, Florida Statutes; Rule 6A-6.03019, Florida Administrative Code~~
~~Policy Adopted: 09/06/06~~
~~Policy Custodian:~~

~~Former Policy Number: 1.24~~

~~Policy Status: Active~~

~~Authority: Sections 120.52(6), 120.54, 120.81(1)(a), 1001.41(1) and (2), and 1001.42(29), Florida Statutes.~~

~~History: Adopted 9/06/06; Amended TBD~~



October 7, 2025, School Board Workshop

Redefining Phase 2

Community Conversation Recap & Next Steps



INTRODUCTION

Presentation Rationale:

Pursuant to Policy 8010, School Attendance Zone Boundaries and School Usage, the Redefining Our Schools Phase 2 process was initiated at the August 26, 2025, School Board Workshop. At the conclusion of the presentation, the School Board reached consensus on the schools to be discussed, a timeline, stakeholder engagement plan, composition of the School Boundary Committee, key considerations for evaluating proposals, and a commitment for an inclusive process that values stakeholder input. The first round of stakeholder engagement has concluded. This presentation provides a comprehensive summary of their input, as well as other relevant information for the School Board's consideration.

Purpose:

Review feedback from the eight community meetings; Review Facility Condition Indices data for the 34 schools; Determine the schools to be discussed at the three regional community meetings

Connection to the Strategic Plan:

The Superintendent may not allow the District to operate without an accountability system for policy implementation that includes expectations, evaluations, transparency, and continuous improvement

Request to the School Board:

Please review the comprehensive presentation and provide guidance and direction to the Superintendent on the final schools to be addressed in Phase 2 and the amended timeline.

Financial Impact: The financial impact for Redefining Our Schools is contingent upon the final decisions made by the School Board.

Agenda

- Purpose
- Community Conversations Feedback
 - Including City Leadership Remarks
- Recommendations
 - Potential Strategies, Data Analysis, Facility Condition Indexes, Other Considerations
- Remaining Deliverables
 - Review Timeline
 - Regional Stakeholder Meetings
- Board Discussion
- Next Steps



Community Meeting Schedule

Meeting Date & Location	Schools to be Discussed
Wednesday, September 10, 2025 Miramar High School	<u>Elementary Schools</u> : Fairway, Miramar, Sunshine, and Watkins <u>Middle Schools</u> : Glades and New Renaissance
Monday, September 15, 2025 Hallandale High School	<u>High School</u> : Hallandale
Wednesday, September 17, 2025 South Broward High School	<u>Middle Schools</u> : Attucks MS, McNicol MS, and Olsen MS
Thursday, September 18, 2025 Dillard 6-12 High School	<u>Elementary Schools</u> : Bennett, North Fork, North Side, Thurgood Marshall, and Walker
Wednesday, September 24, 2025 Stranahan High School	<u>High School</u> : Stranahan
Thursday, September 25, 2025 Plantation High School	<u>Middle Schools</u> : Bair, Plantation, and Westpine <u>High School</u> : Plantation
Monday, September 29, 2025 Charles W. Flanagan High School	<u>Elementary Schools</u> : Chapel Trail, Dolphin Bay, Lakeside, Palm Cove, Panther Run, Pines Lakes, and Sunset Lakes <u>Middle Schools</u> : Silver Trail and Walter C. Young
Tuesday, September 30, 2025 Coral Springs High School	<u>Middle Schools</u> : Coral Springs, Forest Glen, Margate, Ramblewood, and Sawgrass Springs

Meetings with Municipalities

Date	Municipality
August 21, 2025	Broward County City Manager Association
September 10, 2025	City of Margate
	City of Pembroke Pines
September 11, 2025	City of Plantation
September 12, 2025	City of Dania Beach
	City of Sunrise
September 15, 2025	City of Miramar
September 17, 2025	Superintendent's Mayoral Roundtable
	City of Coral Springs
September 22, 2025	City of Fort Lauderdale
September 30, 2025	City of Hollywood
October 1, 2025	City of Hallandale Beach

Collective Community Consensus

Schools are the hubs of the local community. It is imperative that no building is closed and shuttered. They must be used for educational purposes or community needs.

Programmatic offerings must provide modern, unique experiences that engage all students and prepare them for the future.

Marketing remains a great concern. We must implement aggressive, consistent strategies that inform parents and communities of all opportunities available in all schools.

Facility conditions must be comparable to our competitors.

While the significant enrollment loss is a reality that we cannot ignore, there is still great desire for local schools.

The annual school boundary process has become unsettling for the entire community. Decisions need to be made that foster stability for families.

ThoughtExchange Summary

- Throughout the eight series of Community meetings, stakeholders, including parents, students, staff, community members, and City leaders, provided input on how to “right-size” the District while preserving high-quality academic programs, supporting special needs students, and maintaining strong community ties.
- Key action items included gathering ongoing community feedback, exploring innovative programs (such as STEM, arts, and magnet options), increasing public awareness of school offerings, and ensuring decisions prioritize student and family needs. The District remains committed to a transparent, inclusive process, with final recommendations expected after further analysis and Board review.


ThoughtExchange Inquiry

The question below was posed through the ThoughtExchange platform for stakeholders to respond to and rate other entries.


"As the District works to right-size our footprint, a variety of strategies will be implemented during Redefining Phase 2 including, but not limited to, school consolidations, repurposing, grade reconfigurations, and improving programmatic offerings. ***What school models, programs and resources are important for your family and community?***"

ThoughtExchange Engagement Summary

Participation

 **8** [+8]

Engagements

 **1k** [+1k]

Participants

 **1k** [+1k]

Thoughts

 **15k** [+15k]

Ratings

ThoughtExchange Summary Links

Meeting Date & Location

Wednesday, September 10, 2025

[Miramar High School](#)

Monday, September 15, 2025

[Hallandale High School](#)

Wednesday, September 17, 2025

[South Broward High School](#)

Thursday, September 18, 2025

[Dillard 6-12 High School](#)



Wednesday, September 24, 2025

[Stranahan High School](#)

Thursday, September 25, 2025

[Plantation High School](#)

Monday, September 29, 2025

[Charles W. Flanagan High School](#)

Tuesday, September 30, 2025

[Coral Springs High School](#)

Community Meeting Participation

Community Meeting	Digital Sign-in	Estimated Attendance	Livestream		
			X	Facebook	BECON
Miramar HS	100	200	1,380	-	189
Hallandale HS	126	175	698	258	130
Dillard HS	88	125	574	184	81
South Broward	101	150	598	163	44
Stranahan HS	97	130	-	127	130
Plantation HS	50	90	667	-	97
Flanagan HS	248	300	624	231	505
Coral Springs HS	177	225	854	228	226
Grand Total	987	1,395	5,394	1,191	1,402

- Data not available due to technical issues.

Facility Condition Index (FCI)

$$FCI = \frac{\text{Cost of Repairs and *Deferred* Maintenance}}{\text{Current Replacement Value}} \times 100$$


The Current Replacement Value (CRV): The total value of the facility or asset if it were to be replaced with a new equivalent.


FCI Ranges and Description	
0 – 5%	In new or well-maintained condition, with little visual evidence of wear or deficiencies.
5 – 10%	Subjected to wear but is still in a serviceable and functioning condition.
10 – 30%	Subjected to hard or long-term wear. Nearing the end of its useful or serviceable life.
30% and above	Has reached the end of its useful or serviceable life. Reconstruction is now necessary.

The combined 10-Year FCI for the District is 21.4%

Conversation at Miramar High School

 Participants
186

 Thoughts
176

 Ratings
2,346

- The community emphasized the importance of maintaining and enhancing educational programs, prioritizing schools like New Renaissance and Glades Middle, and maximizing the use of existing resources. Participants highlighted the value of diverse programs, such as Cambridge, STEM, arts, sports, and specialized education for Autism.
- Concerns about school closures, testing, and district communication were prevalent, with strong support for schools as community hubs offering after-school programs, small class sizes, and continuity in education. There is a clear desire to retain local schools to foster community relationships and prepare students for future success.

Strategies for Consideration

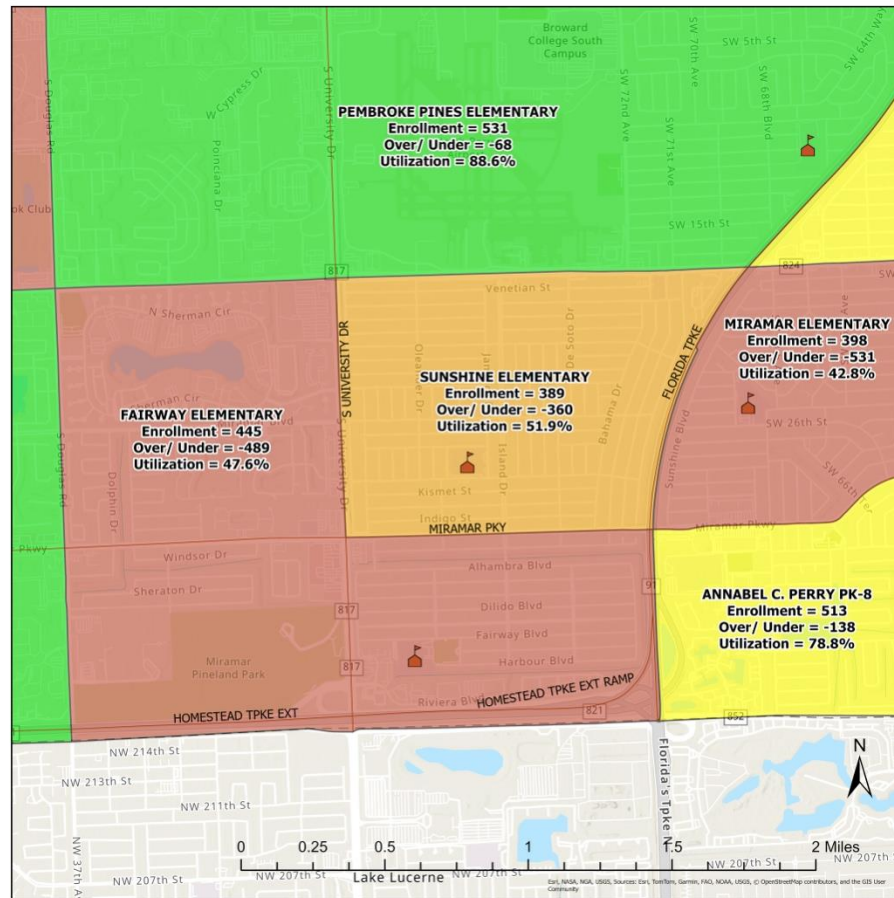
Schools Addressed: Fairway ES, Miramar ES, Sunshine ES, Watkins ES, Glades MS, New Renaissance MS

Potential Strategies

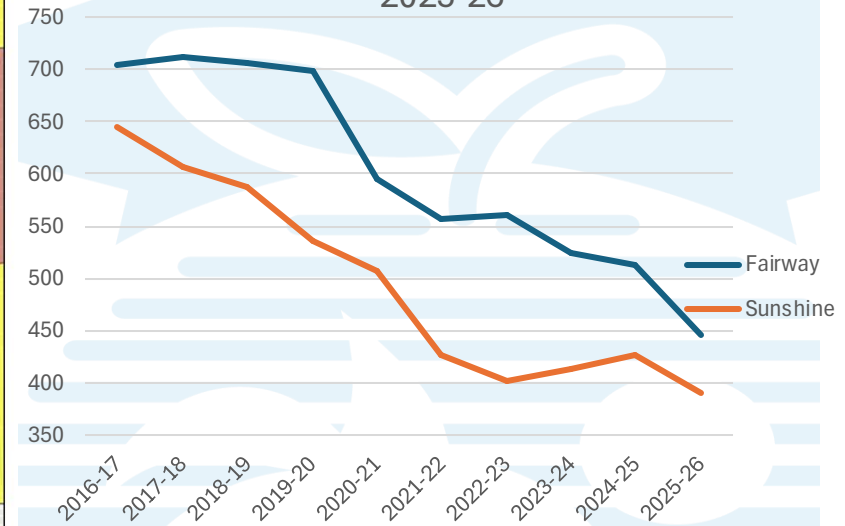
- Combine Fairway ES and Sunshine ES onto one of the campuses and repurpose the other facility for another District use
- Pursue a potential partnership with the Town of Pembroke Park to lease space at Watkins ES for community programming
- Utilize available space at Miramar ES for community programs or another District use
- Repurpose Glades MS as a branch campus for Sheridan Technical College to expand workforce education opportunities in partnership with the City of Miramar and the local business community; Extend the grades at the remaining feeder elementary schools to include grades 6-8

Fairway and Sunshine Elementary Schools

	Fairway	Sunshine
Total Students in Boundary	856	623
In-Boundary Students Attending	326	343
% Assigned Attending	38.1%	55.1%
Students Attending Charter	312	163
% Attend Charter	36.4%	26.2%
Students Attending Other BCPS	218	117
Out-of-Boundary Students	40	46
Magnet Students	0	0
PreK Students	79	0
ESE Classes	8	2
School Grade	C	B
FCI	18.9%	28.8%



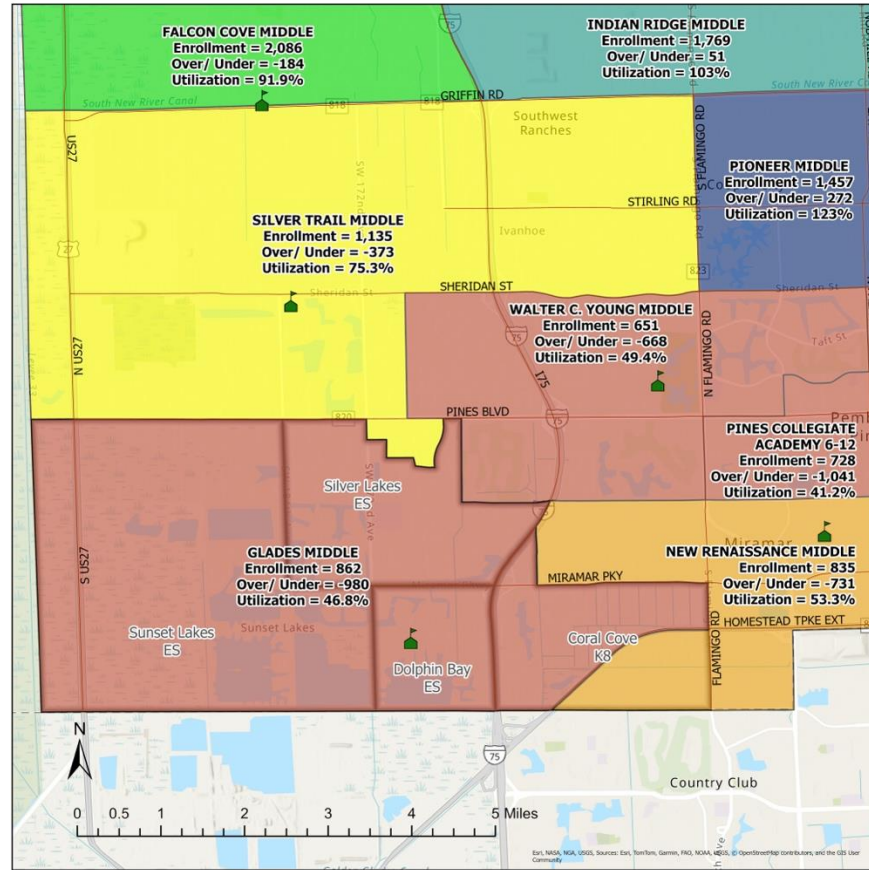
Fairway and Sunshine Enrollment 2016-17 - 2025-26



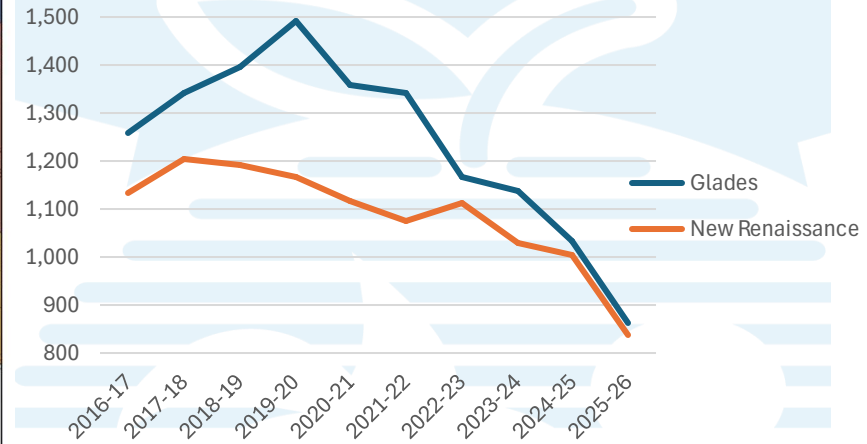
	2016-17	2017-18	2018-19	2019-20	2020-21	2021-22	2022-23	2023-24	2024-25	2025-26
Fairway	704	712	707	699	596	556	561	525	512	445
Sunshine	645	606	587	535	506	427	402	412	427	389

Glades and New Renaissance Middle Schools

	Glades	New Renaissance
Total Students in Boundary	1,712	2,913
In-Boundary Students Attending	569	801
% Assigned Attending	33.2%	27.5%
Students Attending Charter	940	1,188
% Attend Charter	54.9%	40.8%
Students Attending Other BCPS	203	924
Out-of-Boundary Students	293	34
Magnet Students	0	0
PreK Students	0	0
ESE Classes	3	3
School Grade	A	B
FCI	15.0%	15.1%



Glades and New Renaissance 2016-17 - 2025-26



	2016-17	2017-18	2018-19	2019-20	2020-21	2021-22	2022-23	2023-24	2024-25	2025-26
Glades	1,257	1,344	1,396	1,492	1,360	1,341	1,168	1,136	1,034	862
New Renaissance	1,133	1,206	1,193	1,166	1,118	1,073	1,112	1,029	1,002	835

Conversation at Hallandale High School

 Participants

128

 Thoughts

82

 Ratings

1,363

- The community emphasized the need for diverse educational opportunities and community engagement in Hallandale. Suggestions include implementing magnet programs, such as arts and trade-based options, to attract students and preserve school heritage. Respondents advocate for practical, career-oriented education, with a focus on financial literacy, STEM, and vocational training.
- They also express concerns about potential school closures, stressing keeping Hallandale High open as a community hub. Partnerships with local businesses for real-world experience, increased financial resources, and expanded extracurricular offerings are crucial. Maintaining a safe, inclusive, and engaging environment, with a better student-teacher ratio and competitive programs, is considered vital.

Strategies for Consideration

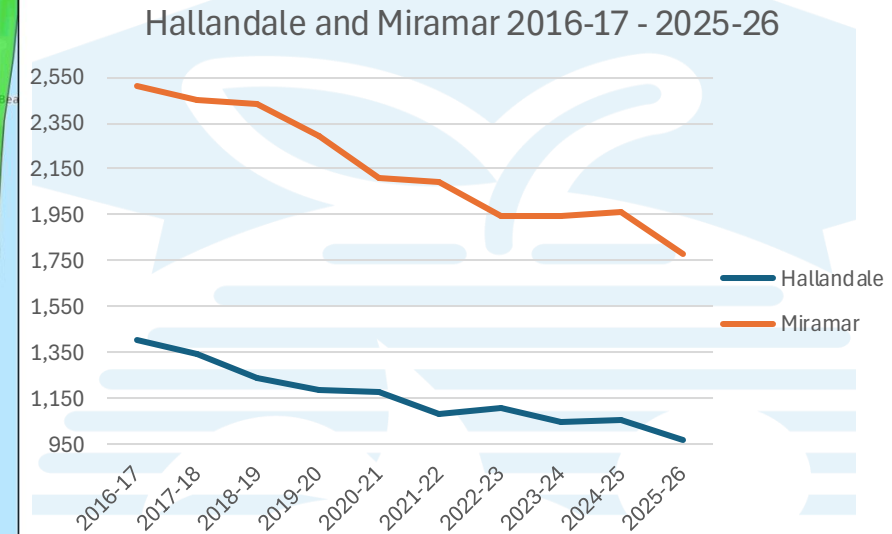
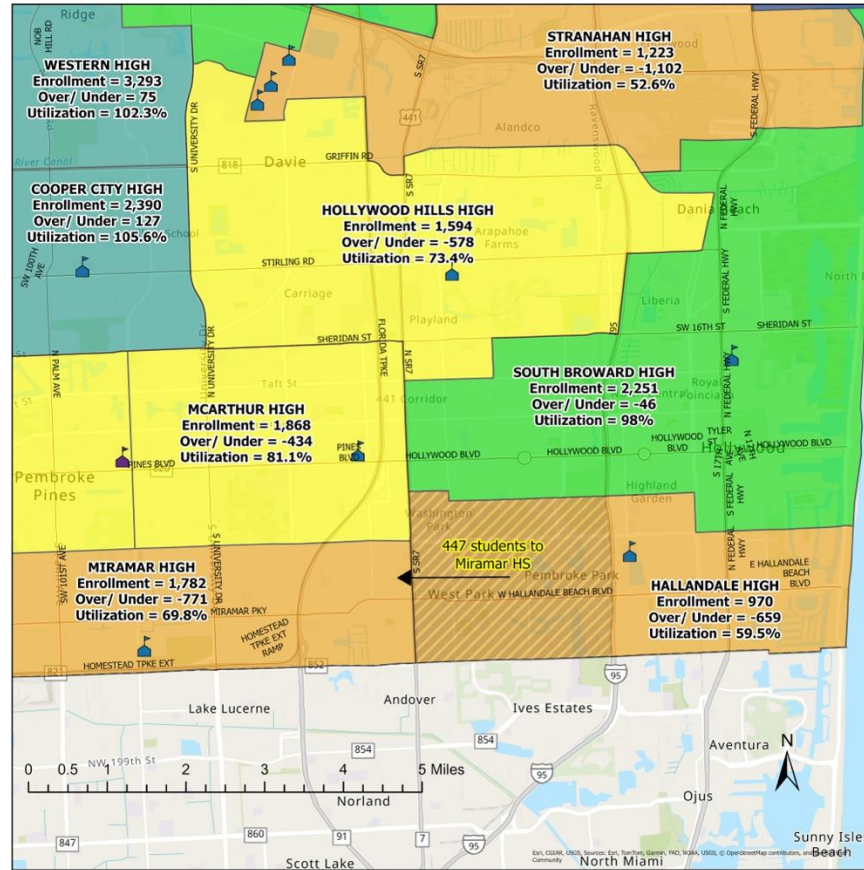
School Addressed: Hallandale HS

Potential Strategies

- Redesign Hallandale HS as a full magnet high school operating on 4-day school week schedule
- Collaborate with community and local businesses on the programmatic design
- Ensure final school boundary gives consideration or priority to students residing in the current school boundary
- Develop and initiate a comprehensive marketing strategy for the school

Hallandale and Miramar High Schools

	Hallandale	Miramar
Total Students in Boundary	2,233	2,906
In-Boundary Students Attending	907	1,474
% Assigned Attending	40.6%	50.7%
Students Attending Charter	298	446
% Attend Charter	13.3%	15.3%
Students Attending Other BCPS	1,028	986
Out-of-Boundary Students	63	308
Magnet Students	33	106
PreK Students	0	0
ESE Classes	5	8
School Grade	B	A
FCI	29.9%	N/A



	2016-17	2017-18	2018-19	2019-20	2020-21	2021-22	2022-23	2023-24	2024-25	2025-26
Hallandale	1,403	1,340	1,236	1,186	1,178	1,084	1,106	1,048	1,055	970
Miramar	2,513	2,447	2,432	2,296	2,112	2,095	1,942	1,942	1,965	1,782

Conversation at South Broward High School

 Participants

87

 Thoughts

67

 Ratings

651

- The community emphasized the importance of diverse school models, such as K-8 and 6-12, and maintaining magnet programs for specialized subjects. Concerns include accurate student attendance tracking and the impact of potential school closures, emphasizing the need for local schools to foster community. There is a significant demand for enhanced STEM, arts, and AP offerings, improved facilities, vocational education, and partnerships with local businesses. Respondents highlight the value of strong extra-curricular, technology, and language programs, with suggestions for community-centric, inclusive strategies that preserve school histories and address diverse needs.

Strategies for Consideration

Schools Addressed: Attucks MS, McNicol MS, Olsen MS

Potential Strategies

- Utilize space at Attucks MS to offer workforce programs at the school through Sheridan Technical College and Community Schools South; Collaborate with the community to determine offerings
- Finalize agreement with the City of Dania Beach to occupy space at Olsen MS to deliver community programming that will also be available to enhance the academic offerings at the school
- Collaborate with the City of Hollywood to utilize space at McNicol MS for administrative purposes and support career programs at Attucks MS and McNicol MS

Conversation at Dillard 6-12 High School

 Participants

80

 Thoughts

59

 Ratings

554

- The community emphasized the importance of academic and community-focused school models. There is strong support for introducing programs like Junior Achievement, workforce training centers, and Dual Language Programs. Respondents highlight the need for state-of-the-art facilities and enhanced technology to prepare students for future success.
- Concerns were raised about the implications of consolidations and grade reconfigurations, stressing the need for neighborhood schools to maintain community ties. The necessity of addressing equity gaps and promoting existing programs was mentioned, while ideas for specialized schools, such as an Autism charter, and co-locating community resources are suggested to improve educational offerings and community engagement.

Strategies for Consideration

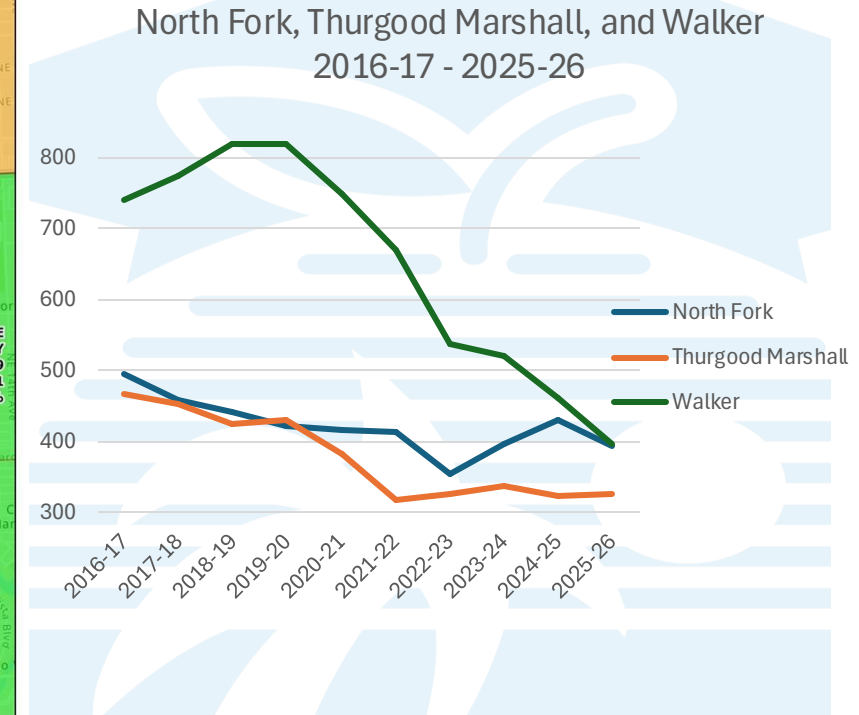
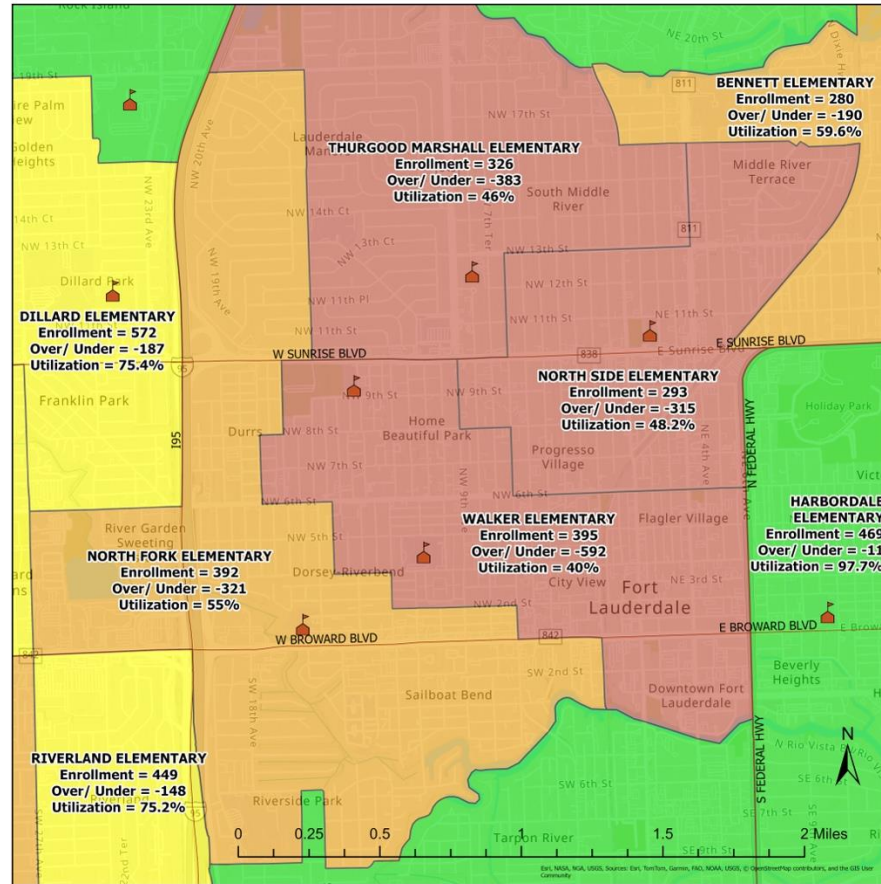
Schools Addressed: Bennett ES, North Fork ES, Thurgood Marshall ES, Walker ES

Potential Strategies

- Combine the North Fork ES and Walker ES boundaries and assign all the students to Walker ES
- Enter into a partnership with Junior Achievement of South Florida to build an educational career center on the North Fork ES site
- Transition Thurgood Marshall ES to K-8 gifted education and dual language academy
- Support a sports academy elementary model at Bennett ES
- Enhance resources and support for the programs currently offered at North Side ES

North Fork, Thurgood Marshall and Walker Elementary Schools

	North Fork	Thurgood Marshall	Walker
Total Students in Boundary	525	385	475
In-Boundary Students Attending	263	177	254
% Assigned Attending	50.1%	46.0%	53.5%
Students Attending Charter	48	41	39
% Attend Charter	9.1%	10.6%	8.2%
Students Attending Other BCPS	214	167	182
Out-of-Boundary Students	89	109	119
Magnet Students	0	0	67
PreK Students	40	40	22
ESE Classes	1	1	0
School Grade	B	C	B
FCI	32.3%	22.6%	16.6%



	2016-17	2017-18	2018-19	2019-20	2020-21	2021-22	2022-23	2023-24	2024-25	2025-26
North Fork	496	457	442	422	417	413	353	395	431	392
Thurgood Marshall	466	453	423	431	382	317	326	336	322	326
Walker	741	773	818	818	747	669	538	521	461	395

Conversation at Stranahan High School

 Participants

111

 Thoughts

97

 Ratings

1,432

- The community emphasized a strong interest in maintaining and enhancing various school programs and resources. Key areas of focus include support for band programs, which foster community and pride; the importance of marine industries given its local job market; athletics for team-building experiences; and vocational training for career readiness. There's also a notable emphasis on marketing existing magnet programs, improving programmatic offerings, introducing new magnet options like robotics, and addressing infrastructure improvements. Programs reflecting cultural relevance and current vocational demands are also highlighted as essential for student engagement and future preparedness.

Strategies for Consideration

School Addressed: Stranahan HS

Potential Strategies

- Develop and offer a Maritime Industry Magnet Program at the school
- Collaborate with the community and local businesses on the programmatic design
- Develop and initiate a comprehensive marketing strategy for all pathways offered at the school

Conversation at Plantation High School

 Participants

82

 Thoughts

49

 Ratings

611

- The community emphasized the need to preserve high-quality educational programs, such as IB, AP, Cambridge, and Magnet programs, which foster student success and college readiness. Concerns include staffing inadequacies and the potential negative impact of combining 6-12 grade schools, advocating for separate middle and high schools.
- Respondents also call for targeted career-oriented programs, like JROTC, technical tracks, and partnerships with local businesses for student internships. Smaller class sizes and refreshed facilities are highlighted, along with arguments against school consolidation, prioritizing the maintenance and enhancement of existing programs at Plantation High School.

Strategies for Consideration

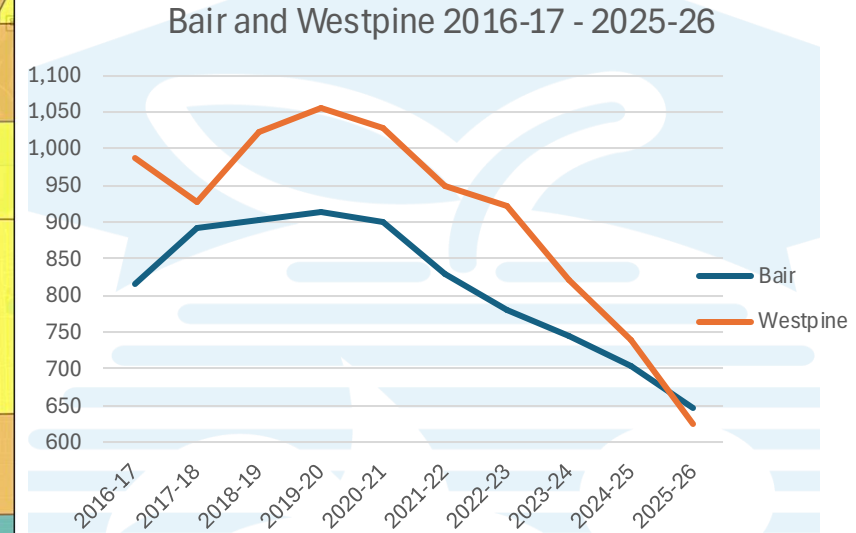
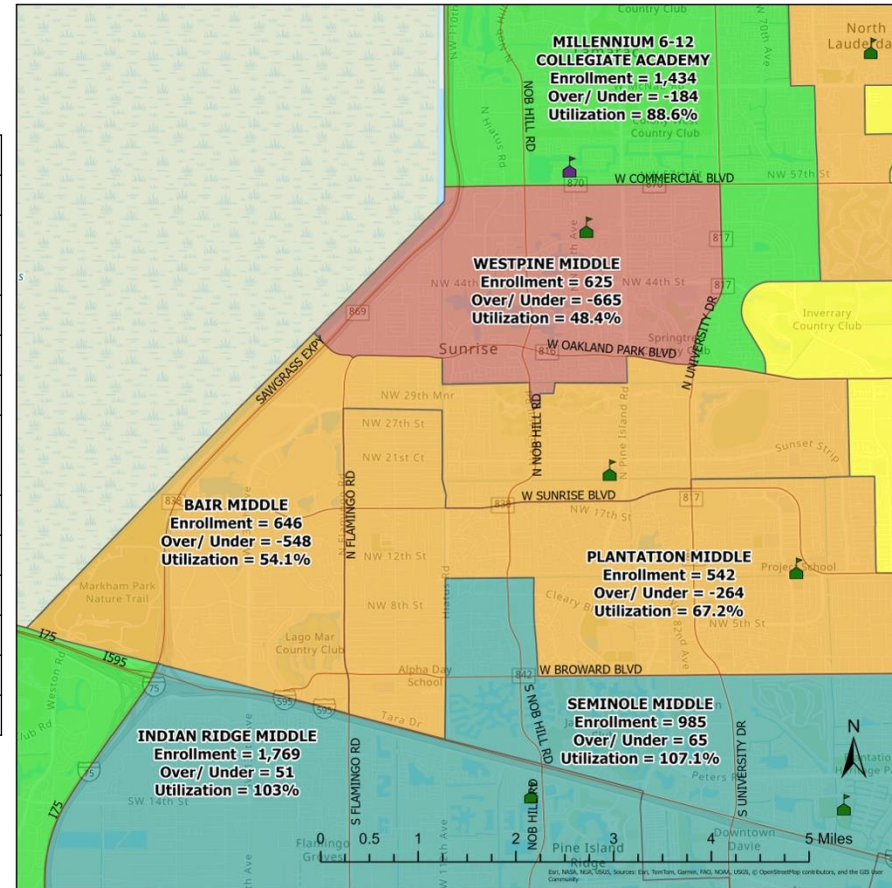
Schools Addressed: Bair MS, Plantation MS, Westpine MS, Plantation HS

Potential Strategies

- Combine Plantation MS and Plantation HS into a comprehensive 6-12 school on the campus of Plantation HS with a Public Service Career Development theme in partnership with the City of Plantation
- Repurpose the Plantation MS facility for another District use
- Create an innovative program for a seamless K-8 pathway between Horizon ES and Bair MS
- Extend the partnership with the City of Sunrise to utilize additional space at Westpine MS
- Combine the Bair MS and Westpine MS boundaries and assign all the students to Westpine MS and repurpose the Bair MS facility for another District use

Bair and Westpine Middle Schools

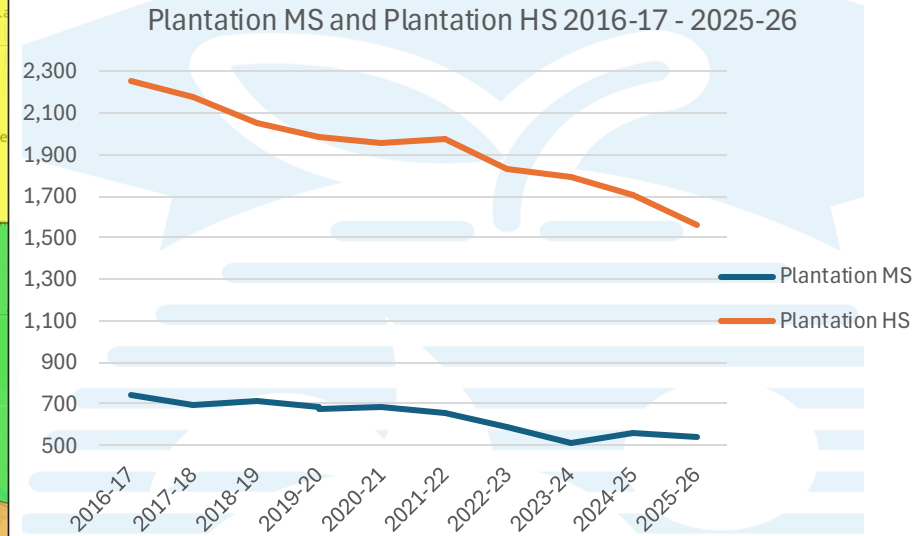
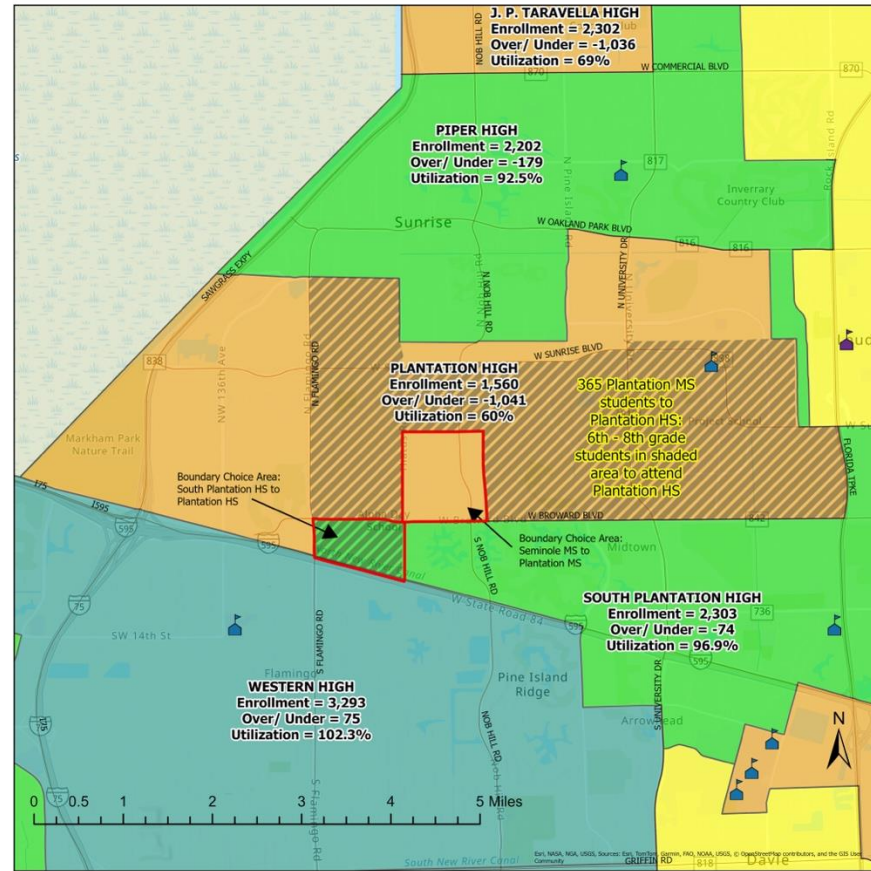
	Bair	Westpine
Total Students in Boundary	1,247	1,193
In-Boundary Students Attending	571	508
% Assigned Attending	45.8%	42.6%
Students Attending Charter	300	385
% Attend Charter	24.1%	32.3%
Students Attending Other BCPS	376	300
Out-of-Boundary Students	75	117
Magnet Students	27	0
PreK Students	0	0
ESE Classes	2	2
School Grade	C	B
FCI	25.0%	29.2%



	2016-17	2017-18	2018-19	2019-20	2020-21	2021-22	2022-23	2023-24	2024-25	2025-26
Bair	815	891	902	913	901	830	780	744	705	646
Westpine	986	927	1,022	1,054	1,029	949	922	822	738	625

Plantation Middle and Plantation High School

	Plantation MS	Plantation HS
Total Students in Boundary	1,038	2,841
In-Boundary Students Attending	365	1,230
% Assigned Attending	35.2%	43.3%
Students Attending Charter	247	330
% Attend Charter	23.8%	11.6%
Students Attending Other BCPS	426	1,281
Out-of-Boundary Students	177	330
Magnet Students	44	104
PreK Students	0	0
ESE Classes	2	5
School Grade	C	B
FCI	20.4%	19.8%



	2016-17	2017-18	2018-19	2019-20	2020-21	2021-22	2022-23	2023-24	2024-25	2025-26
Plantation MS	738	695	717	688	689	660	586	507	561	542
Plantation HS	2,253	2,178	2,054	1,983	1,953	1,979	1,834	1,788	1,702	1,560

Conversation at Charles W. Flanagan High School

 Participants

435

 Thoughts

324

 Ratings

5,229

- The community emphasized the importance of offering diverse and flexible educational programs and resources tailored to students' interests and needs. Dual language programs, specialized education such as gifted and Autism spectrum programs, and a variety of extracurricular activities are considered essential for student development and engagement.
- Parents also value smaller class sizes for individualized attention, high-quality teaching staff, and the maintenance of a strong community and safe environment in neighborhood schools. There are some concerns over school consolidations and the impact of potential changes on school culture and class sizes. Transportation support for working parents is also a key issue.

Strategies for Consideration

Schools Addressed: Chapel Trail ES, Dolphin Bay ES, Lakeside ES, Palm Cove ES, Panther Run ES, Pines Lakes ES, Sunset Lakes ES, Silver Trail MS, Walter C. Young MS

Potential Strategies

- Extend the grades offered at Dolphin Bay ES, Silver Lakes ES, and Sunset Lakes ES to K-8 schools
- Combine Chapel Trail ES and Panther Run ES into one school on the campus of Chapel Trail ES and repurpose the Panther Run ES facility as a special day school for students with Autism
- Co-locate a school within a school for students with Autism at Panther Run ES
- Combine Palm Cove ES and Pines Lakes ES into one facility and repurpose the other facility for
• another District Use

Strategies for Consideration Continued

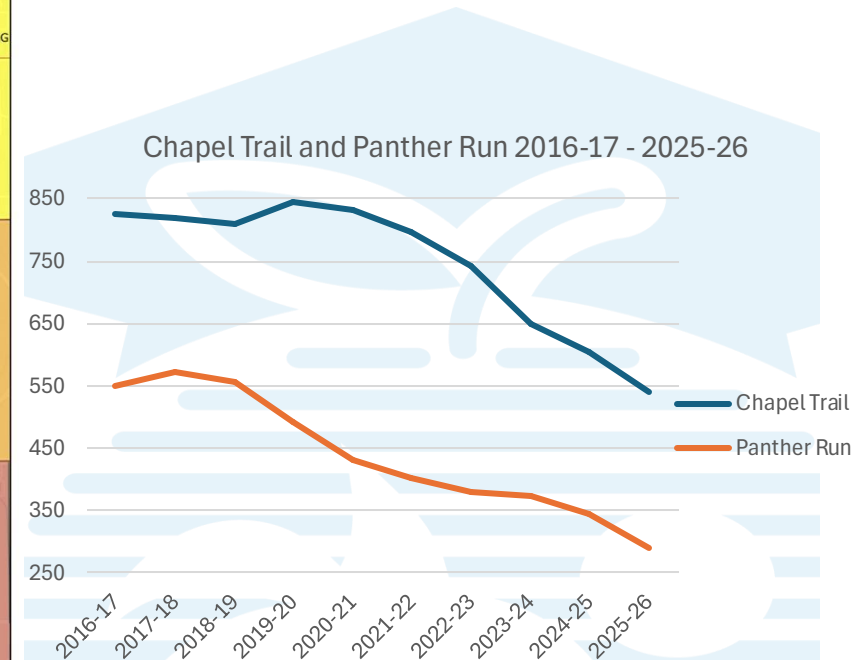
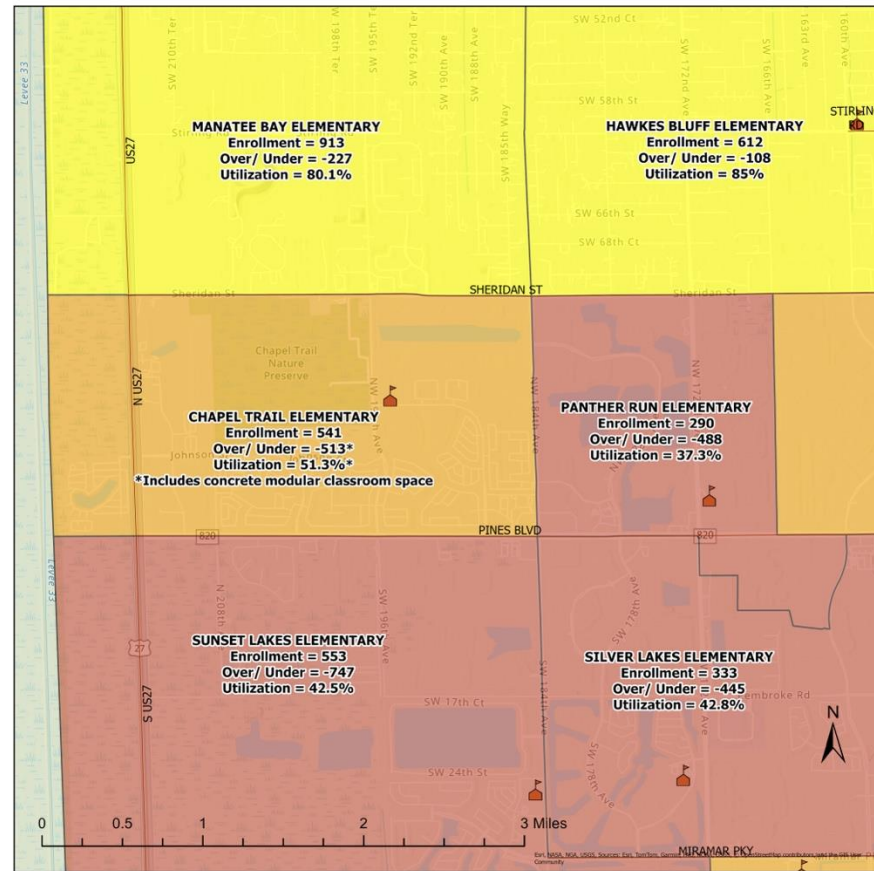
Schools Addressed: Chapel Trail ES, Dolphin Bay ES, Lakeside ES, Palm Cove ES, Panther Run ES, Pines Lakes ES, Sunset Lakes ES, Silver Trail MS, Walter C. Young MS

Potential Strategies

- Move the Silver Palms ES feeder pattern from Walter C. Young MS and Flanagan HS to Silver Trail MS and West Broward HS
- Split the boundary of Walter C. Young MS into Pines 6-12 Collegiate Academy and Silver Trail MS and create a grades 3-8 gifted education and dual language academy
- Split the boundary of Walter C. Young MS into Pines 6-12 Collegiate Academy and Silver Trail MS and partner with the City of Pembroke Pines to build attainable workforce housing on the site

Chapel Trail and Panther Run Elementary Schools

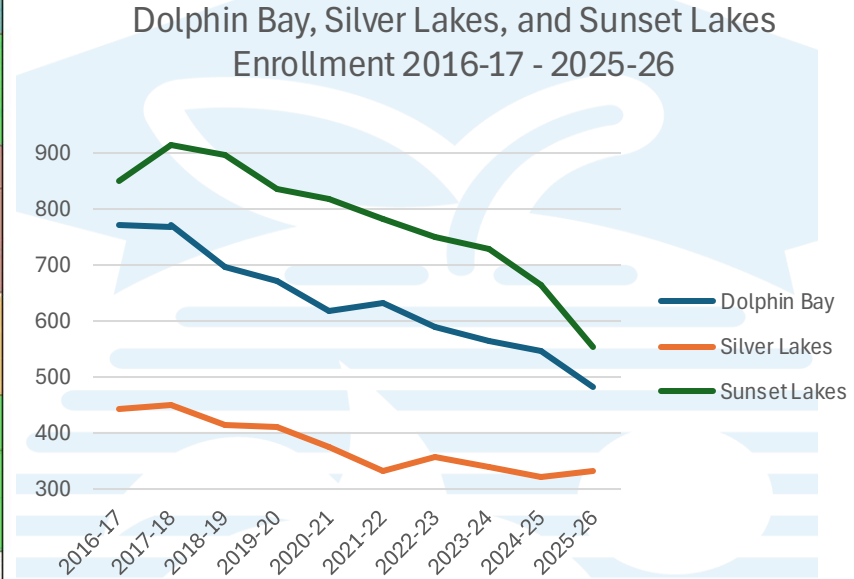
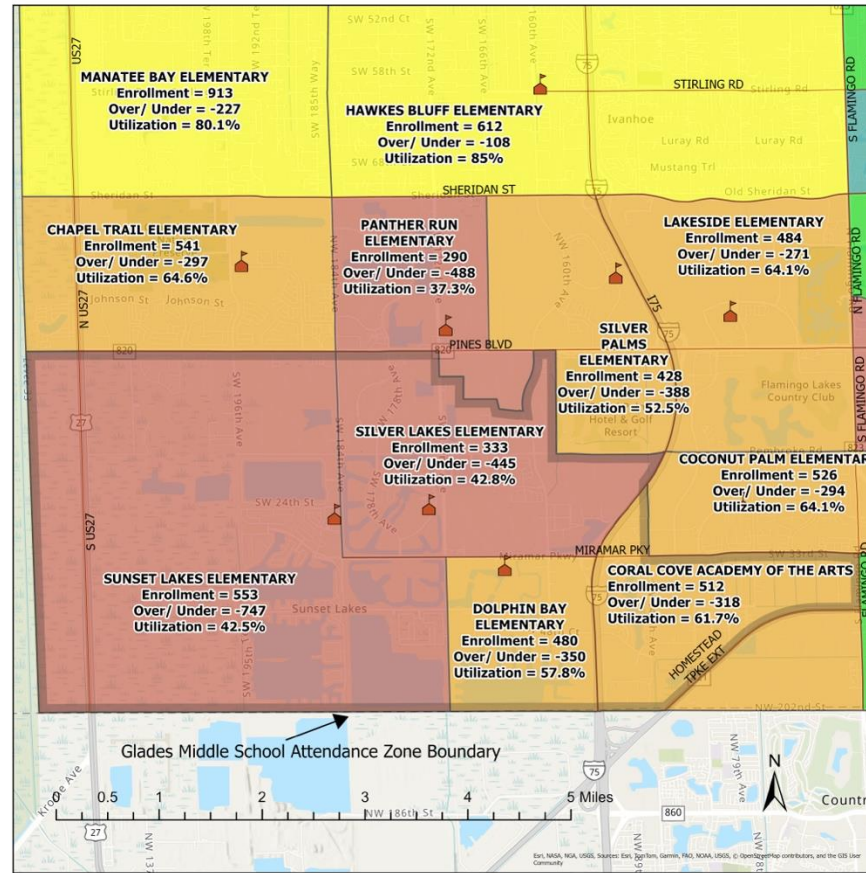
	Chapel Trail	Panther Run
Total Students in Boundary	833	537
In-Boundary Students Attending	417	224
% Assigned Attending	50.1%	41.7%
Students Attending Charter	365	243
% Attend Charter	43.8%	45.3%
Students Attending Other BCPS	51	70
Out-of-Boundary Students	102	65
Magnet Students	0	0
PreK Students	22	0
ESE Classes	6	3
School Grade	A	A
FCI	14.1%	14.6%



	2016-17	2017-18	2018-19	2019-20	2020-21	2021-22	2022-23	2023-24	2024-25	2025-26
Chapel Trail	824	819	808	846	832	795	742	648	604	541
Panther Run	549	571	555	493	432	401	378	372	345	290

Dolphin Bay, Silver Lakes, and Sunset Lakes Elementary Schools

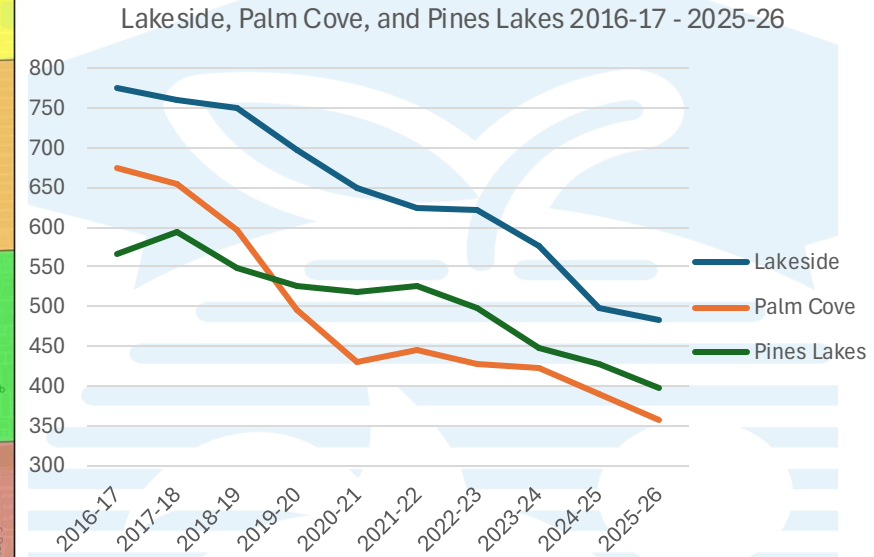
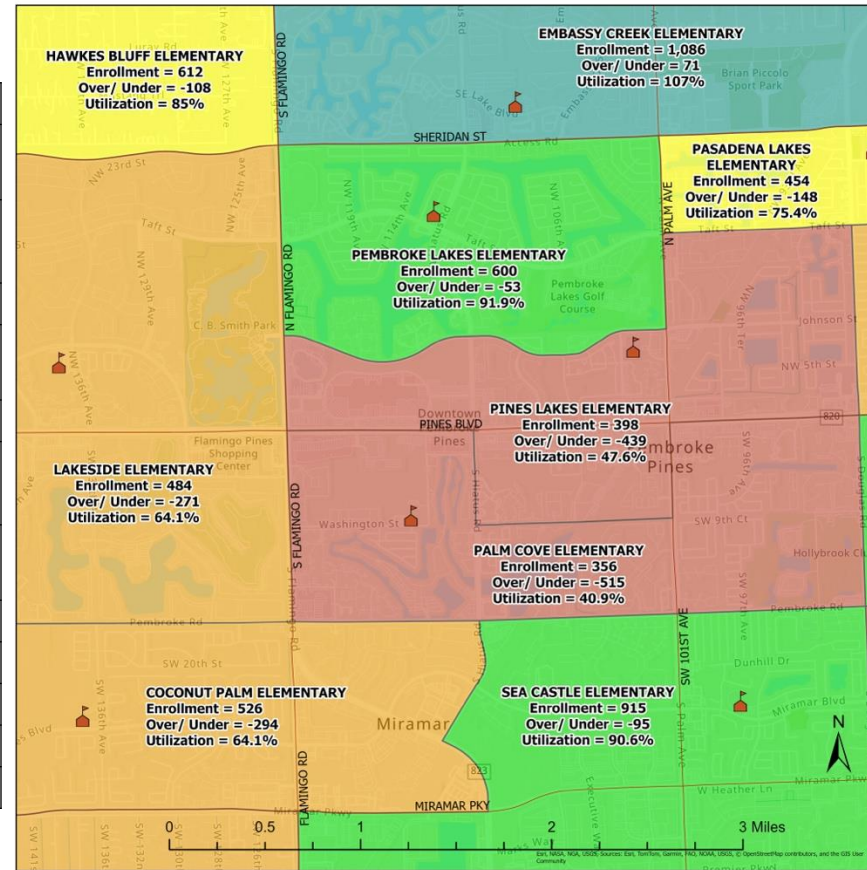
	Dolphin Bay	Silver Lakes	Sunset Lakes
Total Students in Boundary	609	993	879
In-Boundary Students Attending	282	251	362
% Assigned Attending	46.3%	25.3%	41.2%
Students Attending Charter	254	486	463
% Attend Charter	41.7%	48.9%	52.7%
Students Attending Other BCPS	73	256	54
Out-of-Boundary Students	163	60	149
Magnet Students	0	0	0
PreK Students	35	22	42
ESE Classes	7	7	7
School Grade	A	A	A
FCI	20.7%	N/A	9.2%



	2016-17	2017-18	2018-19	2019-20	2020-21	2021-22	2022-23	2023-24	2024-25	2025-26
Dolphin Bay	771	770	697	670	617	630	589	562	546	480
Silver Lakes	443	450	414	410	375	333	358	338	322	333
Sunset Lakes	850	913	897	835	819	782	749	729	665	553

Lakeside, Palm Cove, and Pines Lakes Elementary Schools

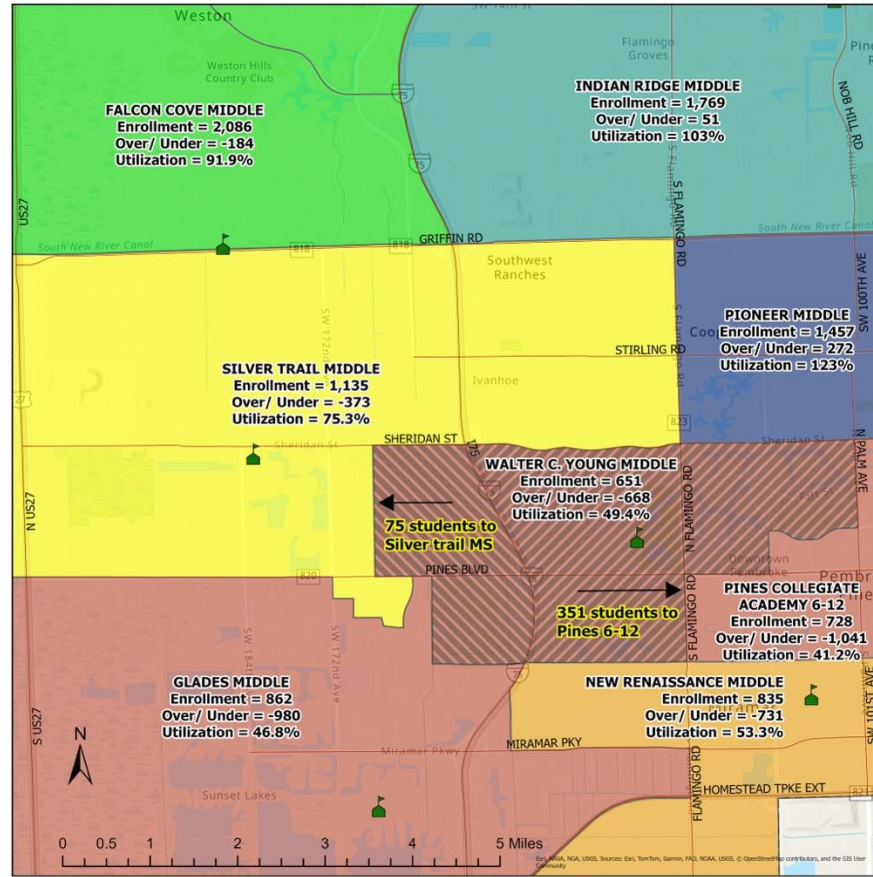
	Lakeside	Palm Cove	Pines Lakes
Total Students in Boundary	659	988	919
In-Boundary Students Attending	327	287	281
% Assigned Attending	49.6%	29.0%	30.6%
Students Attending Charter	271	563	476
% Attend Charter	41.1%	57.0%	51.8%
Students Attending Other BCPS	61	138	162
Out-of-Boundary Students	144	63	65
Magnet Students	0	0	0
PreK Students	13	6	52
ESE Classes	7	6	4
School Grade	A	B	C
FCI	19.4%	11.7%	16.6%



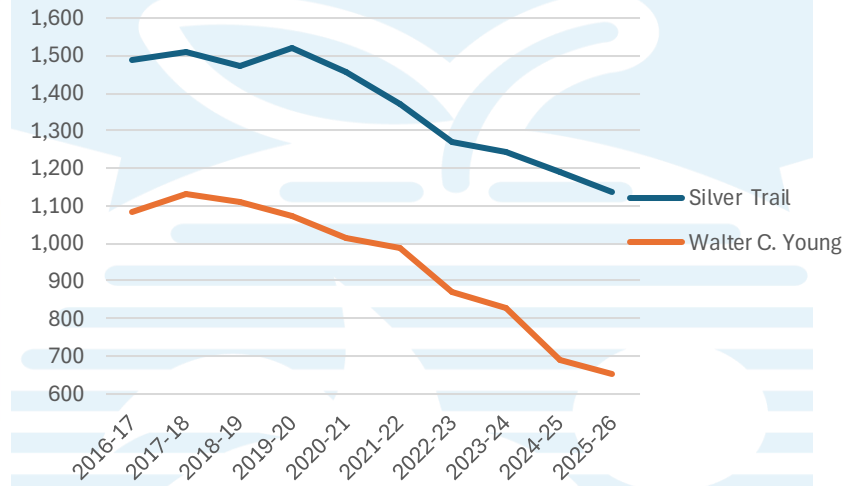
	2016-17	2017-18	2018-19	2019-20	2020-21	2021-22	2022-23	2023-24	2024-25	2025-26
Lakeside	776	760	749	697	650	624	622	576	499	484
Palm Cove	674	654	596	496	431	445	428	422	389	356
Pines Lakes	565	595	549	525	518	525	499	448	427	398

Silver Trail and Walter C. Young Middle Schools

	Silver Trail	Walter C. Young
Total Students in Boundary	1,460	1,353
In-Boundary Students Attending	777	423
% Assigned Attending	53.2%	31.3%
Students Attending Charter	598	759
% Attend Charter	41.0%	56.1%
Students Attending Other BCPS	85	171
Out-of-Boundary Students	358	228
Magnet Students	0	0
PreK Students	0	0
ESE Classes	2	2
School Grade	A	A
FCI	12.4%	23.7%



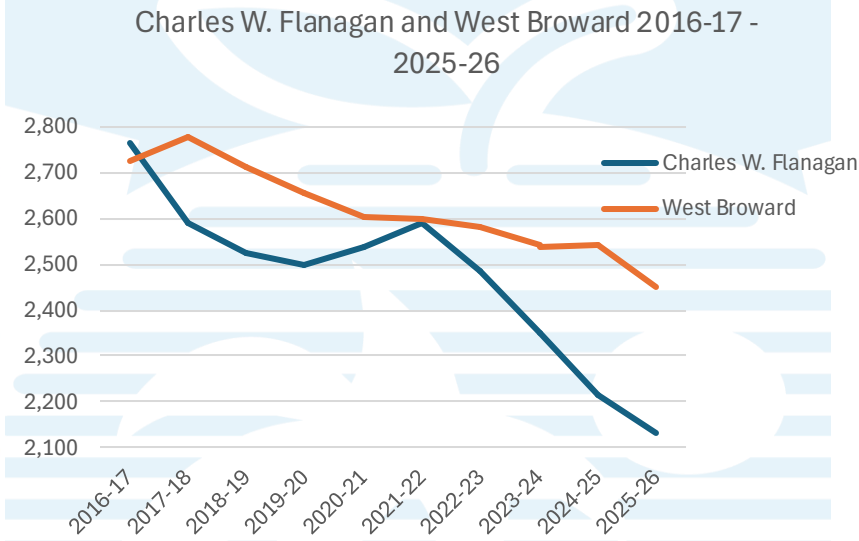
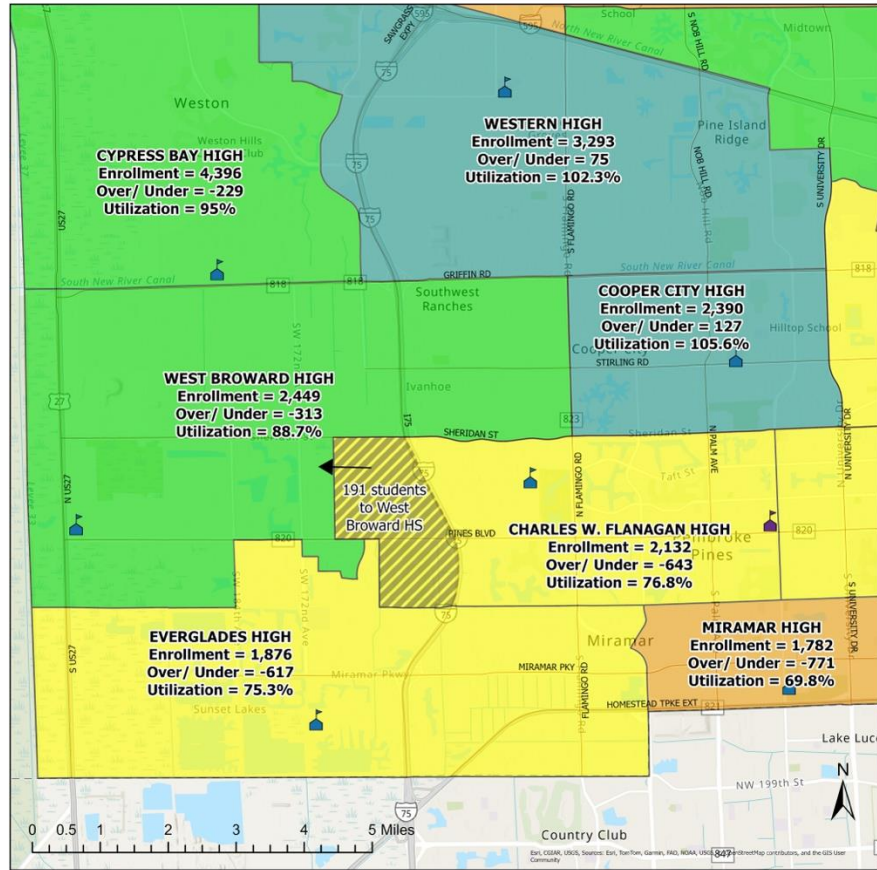
Silver Trail and Walter C. Young 2016-17 - 2025-26



	2016-17	2017-18	2018-19	2019-20	2020-21	2021-22	2022-23	2023-24	2024-25	2025-26
Silver Trail	1,489	1,507	1,470	1,521	1,454	1,372	1,269	1,246	1,192	1,135
Walter C. Young	1,082	1,131	1,108	1,071	1,014	990	872	826	690	651

Charles W. Flanagan and West Broward High Schools

	Charles W. Flanagan	West Broward
Total Students in Boundary	3,545	2,617
In-Boundary Students Attending	1,646	1,674
% Assigned Attending	46.4%	64.0%
Students Attending Charter	1,275	737
% Attend Charter	36.0%	28.2%
Students Attending Other BCPS	624	206
Out-of-Boundary Students	486	755
Magnet Students	0	0
PreK Students	0	0
ESE Classes	5	5
School Grade	A	A



	2016-17	2017-18	2018-19	2019-20	2020-21	2021-22	2022-23	2023-24	2024-25	2025-26
Charles W. Flanagan	2,762	2,590	2,526	2,498	2,539	2,588	2,487	2,352	2,213	2,132
West Broward	2,724	2,775	2,713	2,655	2,604	2,600	2,580	2,542	2,543	2,449

Conversation at Coral Springs High School

 Participants

179

 Thoughts

152

 Ratings

3,015

- The community emphasized the importance of maintaining high-quality education programs, such as the Cambridge and STEM programs, which foster success and engagement. There's widespread support for vocational and real-world career preparation, including dual language, coding, AI, and technical skills pathways. Safety and manageable class sizes are critical; parents showed concern over school consolidations leading to overcrowded classrooms and potential safety issues. The community advocated for retaining neighborhood schools to avoid transportation challenges and to enhance local ties. Additional requests highlight the value of after-school programs, mental health support, and facilities that align with modern educational needs.

Strategies for Consideration

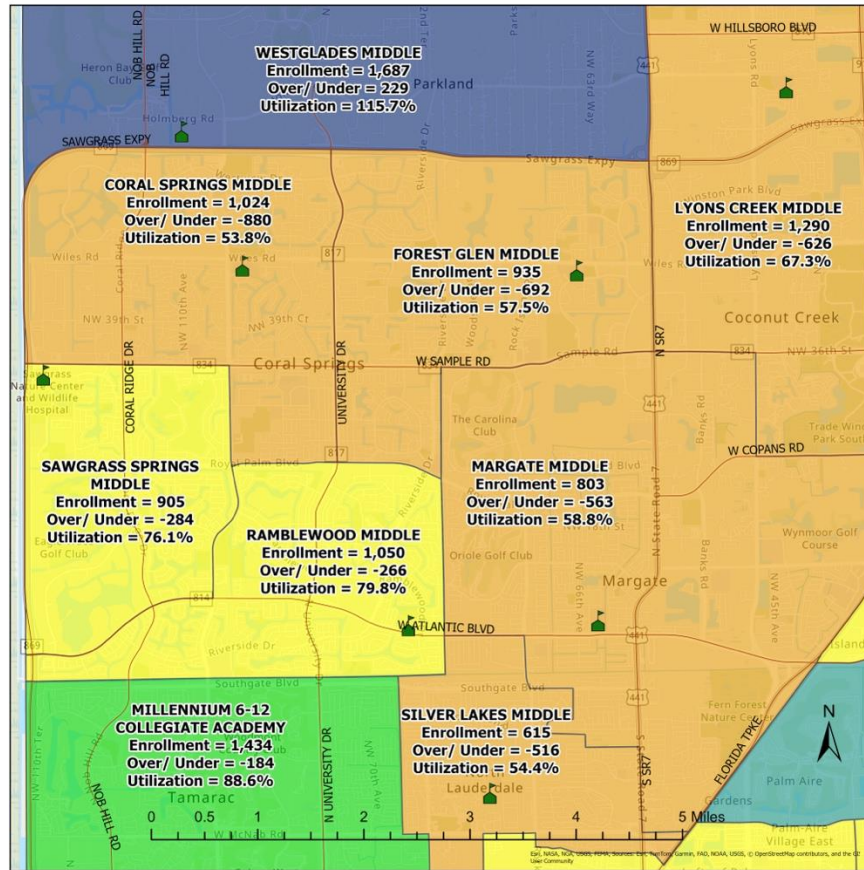
Schools Addressed: Coral Springs MS, Forest Glen MS, Margate MS, Ramblewood MS, Sawgrass Springs MS

Potential Strategies

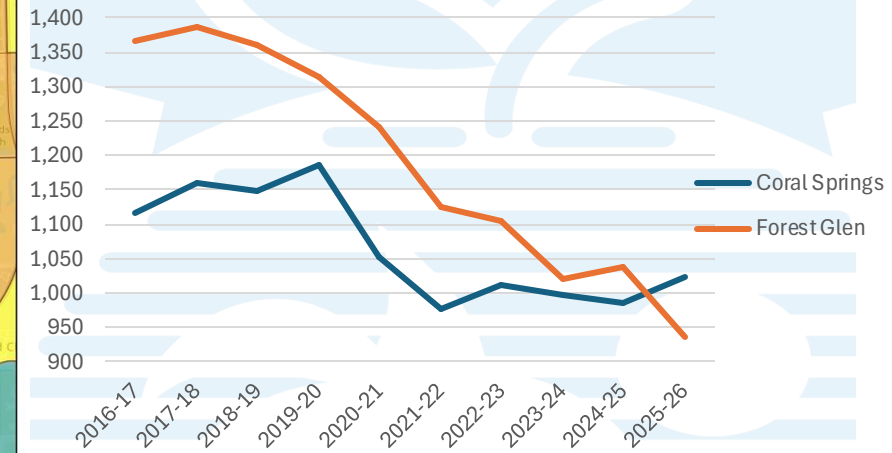
- Infusion of highly sought after innovative programs like Cambridge and Dual Language into all the middle schools
- Adjust the boundaries of Coral Springs MS, Ramblewood MS, and Sawgrass Springs MS to accommodate the Forest Glen MS boundary and repurpose the Forest Glen MS facility for another District or educational use
- Split the boundary of Forest Glen MS into Coral Springs MS and Lyons Creek MS and repurpose the Forest Glen MS facility for another District or educational use

Coral Springs and Forest Glen Middle Schools

	Coral Springs	Forest Glen
Total Students in Boundary	1,216	1,341
In-Boundary Students Attending	730	701
% Assigned Attending	60.0%	52.3%
Students Attending Charter	348	459
% Attend Charter	28.6%	34.2%
Students Attending Other BCPS	138	181
Out-of-Boundary Students	294	234
Magnet Students	0	0
PreK Students	0	0
ESE Classes	2	2
School Grade	A	B
FCI	19.7%	29.1%



Coral Springs and Forest Glen 2016-17 - 2025-26



	2016-17	2017-18	2018-19	2019-20	2020-21	2021-22	2022-23	2023-24	2024-25	2025-26
Coral Springs	1,115	1,159	1,147	1,185	1,053	975	1,011	997	986	1,024
Forest Glen	1,366	1,386	1,360	1,313	1,240	1,125	1,104	1,019	1,038	935

Elementary School for Additional Consideration

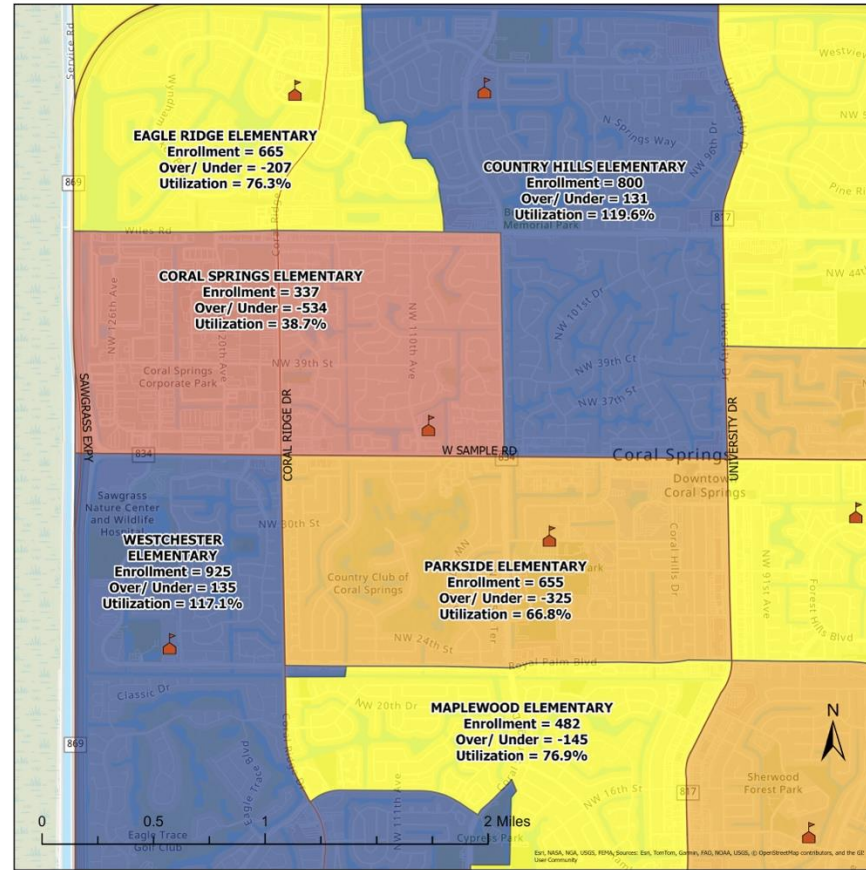
School: Coral Springs ES

Potential Strategies

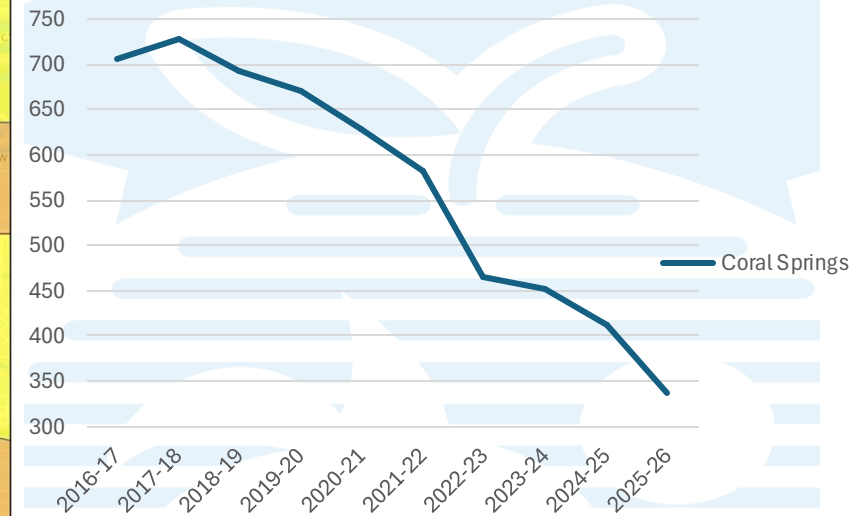
- Maintain the existing elementary school boundary
- All current K-5 grades and programs will continue to be offered at the school
- Co-locate a school within a school for students with Autism

Coral Springs Elementary School

	Coral Springs Elementary
Total Students in Boundary	709
In-Boundary Students Attending	252
% Assigned Attending	35.5%
Students Attending Charter	191
% Attend Charter	26.9%
Students Attending Other BCPS	266
Out-of-Boundary Students	40
Magnet Students	0
PreK Students	45
ESE Classes	2
School Grade	B



Coral Springs Elementary 2016-17 - 2025-26



	2016-17	2017-18	2018-19	2019-20	2020-21	2021-22	2022-23	2023-24	2024-25	2025-26
Coral Springs	707	727	692	671	628	583	465	452	411	337

Non-Traditional Schools

Schools Analyzed: Seagull Alternative HS, Whiddon-Rogers Ed. Ctr.

Potential Strategy

- Combine the programs offered at Seagull Alternative HS and Whiddon-Rogers Ed. Ctr. into one school on the Whiddon-Rogers Ed. Ctr. campus
- Relocate the Adults with Disabilities program to another campus
- Partner with the City of Fort Lauderdale for use of the Seagull Alternative HS facility or repurpose the facility for another District use

Financial Impact

- Closing 1 elementary school would lead to an estimated \$1.8 Million in potential savings.*
- Closing 1 middle school would lead to an estimated \$2.7 Million in potential savings.*
- Closing 1 high school would lead to an estimated \$4.3 Million in potential savings.*

*See Explanation of Financial Impact in Appendix

Schools of Hope – Section 1002.333, Florida Statutes

School of Hope: A charter school operated by a hope operator which serves students from one or more persistently low-performing schools; is located in the attendance zone of a persistently low-performing school or within a 5-mile radius of such school, whichever is greater; and is a Title I eligible school.

Target: A school of hope operator targets a persistently low performing school, as designated by the FDOE pursuant to law, or an area identified as a qualified Opportunity Zone.

- **Persistently Low Performing School (PLP)** - A public school that has earned three grades lower than a “C,” in at least 3 of the previous 5 years; and has not earned a grade of “B” or higher in the most recent 2 school years.
 - ❑ **SB2510** – Expanded PLP criteria to include: a public school that falls within the bottom 10 percent in at least 2 of the previous 3 years for student performance on the end-of-the year administration of the coordinated screening and progress monitoring system for Grade 3 English Language Arts or Grade 4 Mathematics, as prescribed in Section 1008.22(3)(a)2, Florida Statutes.
- **Florida Opportunity Zone** - The Opportunity Zone Program is a federal program that provides tax incentives, including temporary deferrals on capital gains taxes when investors reinvest those gains in qualified Opportunity Funds. These funds are in turn invested in low-income communities from designated census tracts (Opportunity Zones).

Schools of Hope – Section 1002.333, Florida Statutes - *Continued*

Facilities:

▪ **Section 1002.33, Florida Statutes – School of Hope - Priority Access**

- Since 2017, SOH operators have had priority access and could use such facilities at no cost or at a mutually agreeable cost not to exceed \$600 per student and facility-related services provided at cost.
- **New Provisions - SB2510**, Schools of Hope are now entitled to underused, vacant, or surplus district facilities and facility-related services at no cost. Rule 6A-1.0998271, F.A.C. (School of Hope)
 - Eliminates the \$600 per-student cap previously charged for charter use of district facilities
 - Districts may count SOH students for Public Education Capital Outlay (PECO) eligibility.
- Existing language allows current charter school operators to utilize any underutilized space within a district school.

Schools of Hope – Section 1002.333, Florida Statutes - *Continued*

Facilities:

- **Section 1002.33(18)(e), Florida Statutes** (underutilized/surplus facilities)
 - ❑ “If a district school board facility or property is available because it is surplus, marked for disposal, or otherwise unused, it shall be provided for a charter school’s use on the same basis as it is made available to other public schools in the district. A charter school receiving property from the sponsor may not sell or dispose of such property without written permission of the sponsor. Similarly, for an existing public school converting to charter status, a district school board may not charge rental or leasing fees for the existing facility or for the property normally inventoried to the conversion school to the parents, principal, school advisory council, or teachers organizing the charter school. The municipality must negotiate rental or leasing fees with the district school board. Property normally inventoried to the school may not be removed. The charter school shall agree to reasonable maintenance provisions in order to maintain the facility in a manner similar to district school board standards. The Public Education Capital Outlay maintenance funds or any other maintenance funds generated by the facility operated as a conversion school shall remain with the conversion school.”


Remaining Deliverables

Redefining Our Schools 2025-26 Timeline - Revised

✓	7/29/2025	School Board Preliminary Workshop for Direction on Redefining Our School 2025-26 Goals
✓	8/26/2025	School Board Workshop 1: Redefining Our Schools 2025-26 Proposed Schools to Address, Process, and Timeline
✓	9/8 - 9/18/2025	Meetings with Municipalities for Schools Being Addressed
✓	9/16/2025	Resolution to Establish School Boundary Committee
✓	9/10 - 9/30/2025	Community Meetings to Discuss Options for Schools Being Addressed
	October 2025	School Boundary Committee Orientation and Training
➔	10/7/2025	School Board Workshop 2: Redefining Our Schools Update on Community Input and Final List of Schools to be Addressed with Proposed Changes
	10/27/25, 11/6/25 & 11/13/25	Regional Stakeholder Engagement - Meetings for All Identified Schools and Communities
	11/18/2025	School Boundary Committee Votes on Recommendations to School Board
	December 2025*	School Board Workshop 3: Redefining Our Schools Rule Development to Present all Proposals and Committee Recommendations
	December 2025*	Superintendent's Final School Attendance Area Boundary and Usage Recommendations for 2026-27 Memo
	January 2026*	School Board Rule Making Meeting to Adopt Recommendations
	January 2026	Notification to Students, Parents, and Staff Impacted by Adopted Changes

Regional Community Meetings

Date	Region	Location
Monday, October 27, 2025	North	Coral Springs HS
Thursday, November 6, 2025	Central	Dillard HS
Thursday, November 13, 2025	South	Miramar HS



Debra Hixon, Chair
Sarah Leonardi, Vice Chair

Lori Alhadeff
Maura McCarthy Bulman
Adam Cervera, Esq.
Dr. Jeff Holness
Nora Rupert
Rebecca Thompson
Dr. Allen Zeman

Dr. Howard Hepburn
Superintendent of Schools

The School Board of Broward County, Florida, prohibits any policy or procedure which results in discrimination on the basis of age, color, disability, gender identity, gender expression, genetic information, marital status, national origin, race, religion, sex or sexual orientation. The School Board also provides equal access to the Boy Scouts and other designated youth groups. Individuals who wish to file a discrimination and/or harassment complaint may call the Director, Equal Educational Opportunities/ADA Compliance Department & District's Equity Coordinator/Title IX Coordinator at 754-321-2150 or email eeo@browardschools.com.

Individuals with disabilities requesting accommodations under the Americans with Disabilities Act Amendments Act of 2008, (ADAAA) may call Equal Educational Opportunities/ADA Compliance Department at 754-321-2150 or email eeo@browardschools.com.

browardschools.com

Appendix

Financial Impact

The figures provided are broad projections based on numerous assumptions and rough estimates across key areas of operational cost.

- Numerous costs are not saved when a school closes, because those costs follow the students from that school to their next school. These include:
 - Teachers
 - Programs
 - Security personnel
 - Course materials
 - Exceptional Student Education (ESE) support
 - Workforce education
- If the facility would no longer be the responsibility of BCPS, which means all utility and maintenance costs would be saved (though this may not happen in select cases, and if it did, the process may take several years).
- If the facility is repurposed for another District use, the cost savings would come from support personnel allocation, a portion of the instructional allocation and potential student transportation costs. The facility will still incur utility and maintenance costs.
- Utility, maintenance, and food and nutrition costs are based on current expenditures in these areas adjusted for projected inflation.
- Transportation costs are roughly estimated based on total projected expenditures extrapolated per school based on enrollment, with an average cost of \$1,962 per transported student per year.

Average Facility Lease Rates

The figures below are based on the net square footage (NSF) of the building and recent comps in the area. Final pricing can vary from facility to facility depending on factors such as location, building age/condition, and amenities (e.g., auditorium, gym, athletics fields, specialized labs, parking capacity). The current average lease rates are as follows:

- Elementary School: \$21–\$25 per square foot per year (\$1.75–\$2.08 per sq ft per month)

Sample Elementary School: 85,351 sq ft: \$1,802,451–\$2,145,775 (annual)

- Middle School: \$22.00 per square foot per year (\$1.83 per sq ft per month)

Sample Middle School: 169,937 sq ft: \$3,738,614 (annual)

District Summary of Student Eligibility

The table below provides data on the total student enrollment district-wide for the identified programs.

Program	Grade Levels	Number of Students
Autism	K-12	8,698
Gifted	K-8	4,932

Dual Language Interest

Level	Schools with a Dual Language Program	Students Enrolled in Dual Language Program
Elementary	22	3,659
Middle	6	318
K-8	1	251

In January 2025, 42% of parents who submitted a school choice application for a school that has a dual language program indicated they did so due to interest in the program.

Technical College Program Expansion – Review Estimate Analysis

- Technical colleges are the engines of workforce readiness and economic mobility. Our mission is clear: to deliver hands-on training, industry certifications, and career pathways that lead directly to high-wage, high-demand jobs—while meeting the urgent workforce needs of our community.
- Yet our greatest barrier is not student interest or employer demand—it's space. Our classrooms and labs are at capacity, forcing us to turn away adult learners and high school students eager to take advantage of career dual enrollment opportunities. Every student we cannot serve represents not just lost potential, but also lost revenue and unmet workforce demand.
- Expansion transforms those barriers into opportunities. By creating the room to grow, we will open doors for more high school students to get a head start on their careers, while simultaneously expanding adult programs that drive our workforce pipeline. Together, this growth is conservatively projected to generate almost **\$10.3 million in new annual revenue** and unlock additional state and federal support.
- Currently, across the three technical colleges, 17 programs carry waitlists totaling 722 individuals. This does not include the Career Dual Enrollment (CDE) students who could not be served during the 2025–2026 school year due to lack of space. Simply put: without expanding adult enrollment space, we cannot expand CDE opportunities.
- Every dollar invested in technical education multiplies back into our economy through higher wages, stronger businesses, and reduced workforce gaps. Expansion isn't optional—it's essential to keep pace with workforce demand and ensure both high school and adult learners have access to the opportunities they deserve.
- The following slides illustrate the most immediate growth opportunities at each of the technical colleges, estimated State funding and local tuition collection amounts, along with a summary of all technical colleges.

Technical College Expansion Review Continued

**Atlantic Technical College
Career Certificate/Licensure Program Unmet Need
September 29, 2025**

Program Number		Current Waitlist*	DOE Cost Factor	DOE 2025-2026 Base Student Allocation	Estimated State Funding	Conservative # of Instructional Hours/Year**	Estimated Tuition Collection @ \$2.80/hour	Estimated Total Annual Program Revenue (State Funding & Tuition Collection)
H170222	Central Sterile Processing Technology	50	1.75	\$5,331	\$ 466,463	900	\$ 126,000	\$ 592,463
I460312	Electricity	49	2.00	\$5,331	\$ 522,438	900	\$ 123,480	\$ 645,918
C400400	Heating, Ventilation Air-Conditioning/Refrigeration (HVAC/R)	21	2.50	\$5,331	\$ 279,878	900	\$ 52,920	\$ 332,798
I470604	Manufacturer Specific Automotive Service Technology - Toyota T-TEN	83	2.50	\$5,331	\$ 1,106,183	900	\$ 209,160	\$ 1,315,343
I470608	Master Automotive Service Technology	10	2.50	\$5,331	\$ 133,275	900	\$ 25,200	\$ 158,475
C500500	Plumbing	6	2.00	\$5,331	\$ 63,972	900	\$ 15,120	\$ 79,092
H170607	Practical Nursing	134	2.50	\$5,331	\$ 1,785,885	900	\$ 337,680	\$ 2,123,565
J400400	Welding Technology	8	2.50	\$5,331	\$ 106,620	900	\$ 20,160	\$ 126,780
Grand Total		361			\$ 4,464,713		\$ 909,720	\$ 5,374,433

*Current Waitlist does not include High School Students Interested in Career Dual Enrollment

**Although the majority of programs are offered 12 months, 900 hours (10-months) allows for students who may be non-completers

Technical College Expansion Review Continued

McFatter Technical College Career Certificate/Licensure Program Unmet Need September 29, 2025

Program Number		Current Waitlist*	DOE Cost Factor	DOE 2025-2026 Base Student Allocation	Estimated State Funding	Conservative # of Instructional Hours/Year**	Estimated Tuition Collection @ \$2.80/hour	Estimated Total Annual Program Revenue (State Funding & Tuition Collection)
H170708	Dental Laboratory Technology	30	2.50	\$5,331	\$ 399,825	900	\$ 75,600	\$ 475,425
H60312	Electricity	30	2.00	\$5,331	\$ 319,860	900	\$ 75,600	\$ 395,460
T400210	Marine Service Technologies	25	2.00	\$5,331	\$ 266,550	900	\$ 63,000	\$ 329,550
H120406	Massage Therapy	50	1.75	\$5,331	\$ 466,463	900	\$ 126,000	\$ 592,463
H170607	Practical Nursing	25	2.50	\$5,331	\$ 333,188	900	\$ 63,000	\$ 396,188
J400400	Welding Technology	25	2.50	\$5,331	\$ 333,188	900	\$ 63,000	\$ 396,188
Grand Total		185			\$ 2,119,073		\$ 466,200	\$ 2,585,273

*Current Waitlist does not include High School Students Interested in Career Dual Enrollment

**Although the majority of programs are offered 12 months, 900 hours (10-months) allows for students who may be non-completers

Technical College Expansion Review Continued

Sheridan Technical College
Career Certificate/Licensure Program Unmet Need
 September 29, 2025

Program Number		Current Waitlist*	DOE Cost Factor	DOE 2025-2026 Base Student Allocation	Estimated State Funding	Conservative # of Instructional Hours/Year**	Estimated Tuition Collection @ \$2.80/hour	Estimated Total Annual Program Revenue (State Funding & Tuition Collection)
I120403	Barbering	16	1.75	\$5,331	\$ 149,268	900	\$ 40,320	\$ 189,588
D500100	Cosmetology	22	1.75	\$5,331	\$ 205,244	900	\$ 55,440	\$ 260,684
W60312	Electricity	24	2.00	\$5,331	\$ 255,888	900	\$ 60,480	\$ 316,368
I120425	Facials Specialty	16	1.75	\$5,331	\$ 149,268	900	\$ 40,320	\$ 189,588
C400400	Heating, Ventilation Air-Conditioning/Refrigeration (HVAC /R)	24	2.50	\$5,331	\$ 319,860	900	\$ 60,480	\$ 380,340
I120415	Nails Specialty	15	1.75	\$5,331	\$ 139,939	900	\$ 37,800	\$ 177,739
H170302	Phlebotomy	20	1.75	\$5,331	\$ 186,585	900	\$ 50,400	\$ 236,985
C500500	Plumbing	15	2.00	\$5,331	\$ 159,930	900	\$ 37,800	\$ 197,730
H170607	Practical Nursing	12	2.50	\$5,331	\$ 159,930	900	\$ 30,240	\$ 190,170
H170211	Surgical Technology	12	2.50	\$5,331	\$ 159,930	900	\$ 30,240	\$ 190,170
Grand Total		176			\$ 1,885,841		\$ 443,520	\$ 2,329,361

*Current Waitlist does not include High School Students Interested in Career Dual Enrollment

**Although the majority of programs are offered 12 months, 900 hours (10-months) allows for students who may be non-completers

Technical College Expansion Review Continued

**Broward Technical Colleges
Career Certificate/Licensure Program Unmet Need
September 29, 2025**

Program Number		Current Waitlist*	DOE Cost Factor	DOE 2025-2026 Base Student Allocation	Estimated State Funding	Conservative # of Instructional Hours/Year**	Estimated Tuition Collection @ \$2.80/hour	Estimated Total Annual Program Revenue (State Funding & Tuition Collection)
I120403	Barbering	16	1.75	\$5,331	\$ 149,268	900	\$ 40,320	\$ 189,588
H170222	Central Sterile Processing Technology	50	1.75	\$5,331	\$ 466,463	900	\$ 126,000	\$ 592,463
D500100	Cosmetology	22	1.75	\$5,331	\$ 205,244	900	\$ 55,440	\$ 260,684
H170708	Dental Laboratory Technology	30	2.50	\$5,331	\$ 399,825	900	\$ 75,600	\$ 475,425
I460312	Electricity	103	2.00	\$5,331	\$ 1,098,186	900	\$ 259,560	\$ 1,357,746
I120425	Facials Specialty	16	1.75	\$5,331	\$ 149,268	900	\$ 40,320	\$ 189,588
C400400	Heating, Ventilation Air-Conditioning/Refrigeration (HVAC/R)	45	2.50	\$5,331	\$ 599,738	900	\$ 113,400	\$ 713,138
I470604	Manufacturer Specific Automotive Service Technology - Toyota T-TEN	83	2.50	\$5,331	\$ 1,106,183	900	\$ 209,160	\$ 1,315,343
T400210	Marine Service Technologies	25	2.00	\$5,331	\$ 266,550	900	\$ 63,000	\$ 329,550
H120406	Massage Therapy	50	1.75	\$5,331	\$ 466,463	900	\$ 126,000	\$ 592,463
I470608	Master Automotive Service Technology	10	2.50	\$5,331	\$ 133,275	900	\$ 25,200	\$ 158,475
I120415	Nails Specialty	15	1.75	\$5,331	\$ 139,939	900	\$ 37,800	\$ 177,739
H170302	Phlebotomy	20	1.75	\$5,331	\$ 186,585	900	\$ 50,400	\$ 236,985
C500500	Plumbing	21	2.00	\$5,331	\$ 223,902	900	\$ 52,920	\$ 276,822
H170607	Practical Nursing	171	2.50	\$5,331	\$ 2,279,003	900	\$ 430,920	\$ 2,709,923
H170211	Surgical Technology	12	2.50	\$5,331	\$ 159,930	900	\$ 30,240	\$ 190,170
J400400	Welding Technology	33	2.50	\$5,331	\$ 439,808	900	\$ 83,160	\$ 522,968
Grand Total		722			\$ 8,469,626		\$ 1,819,440	\$ 10,289,066

*Current Waitlist does not include High School Students Interested in Career Dual Enrollment

**Although the majority of programs are offered 12 months, 900 hours (10-months) allows for students who may be non-completers

District Relocation Needs Summary

Department	Current Location	Employee Count
Various Academic Departments	KC Wright Administration Center	346
Before & After School Programs	Rock Island Professional Development Center	12
Benefits & Employment Services	Technology & Support Services Center Annex	40
Exceptional Student Education	Arthur Ashe Complex	495
Multiple Support Operations Departments	Technology & Support Services Center	550 (Approximately)
Physical Plant Operations (Zone 2)	Lease Site in City of Lauderdale	100 (Approximately)
Professional Development	Davie Complex	65

Facility Condition Index (FCI)

- The (FCI) is an industry-standard metric that quantifies the amount of deferred maintenance required for a facility, expressed as a percentage.
- It is calculated by dividing the total cost of needed repairs and replacements by the facility's total replacement value, then multiplying by 100 to get a percentage.
- A higher FCI indicates a greater need for repairs, while a lower FCI suggests the facility is in better condition and may require only routine maintenance.

Facility Condition Index (FCI) - Continued

$$FCI = \frac{\text{Cost of Repairs and *Deferred* Maintenance}}{\text{Current Replacement Value}} \times 100$$

The Current Replacement Value (CRV): The total value of the facility or asset if it were to be replaced with a new equivalent.

FCI Ranges and Description	
0 – 5%	In new or well-maintained condition, with little visual evidence of wear or deficiencies.
5 – 10%	Subjected to wear but is still in a serviceable and functioning condition.
10 – 30%	Subjected to hard or long-term wear. Nearing the end of its useful or serviceable life.
30% and above	Has reached the end of its useful or serviceable life. Reconstruction is now necessary.

The combined 10-Year FCI for the District is 21.4%

Attucks Middle School - Overview



Site Information	
Assessment Date	1/12/2025
Facility	Attucks Middle
MSID	0343
Replacement Value	\$63,828,800
Street	3500 N. 22nd Avenue
City	Hollywood
State	FL
Zip	33020
Building Type	Middle School
BV Project Number	167723.24R000-077.468
Total Square Footage	159,572
Facility Condition Index (FCI)	30.7%
GPS	26.0434849, -80.1531049

Bair Middle School - Overview



Site Information	
Assessment Date	2/25/2025
Facility	Bair Middle
MSID	2611
Replacement Value	\$58,151,600
Street	9100 NW 21st Manor
City	Sunrise
State	FL
Zip	33322
Building Type	Middle School
BV Project Number	167723.24R000-088.468
Total Square Footage	145,379
Facility Condition Index (FCI)	25.0%
GPS	26.1511442, -80.2708105

Bennett Elementary School - Overview



Site Information	
Assessment Date	1/8/2025
Facility	Bennett Elementary
MSID	0201
Replacement Value	\$28,406,000
Street	1755 NE 14th Street
City	Fort Lauderdale
State	FL
Zip	33304
Building Type	Elementary School
BV Project Number	167723.24R000-224.468
Total Square Footage	71,015
Facility Condition Index (FCI)	44.0%
GPS	26.1450185, -80.1236796

Chapel Trail Elementary School - Overview



Site Information	
Assessment Date	1/12/2025
Facility	Chapel Trail Elementary
MSID	2961
Replacement Value	\$55,290,800
Street	19595 Taft Street
City	Pembroke Pines
State	FL
Zip	33029
Building Type	Elementary School
BV Project Number	167723.24R000-113.468
Total Square Footage	138227
Year Built	1994
Facility Condition Index (FCI)	14.1%
GPS	26.0206773, -80.407961

Coral Springs Middle School - Overview



Site Information	
Assessment Date	3/11/2025
Facility	Coral Springs Middle
MSID	2561
Replacement Value	\$75,871,600
Street	10300 W. Wiles Road
City	Coral Springs
State	FL
Zip	33076
Building Type	Middle School
BV Project Number	167723.24R000-066.468
Total Square Footage	189,679
Facility Condition Index (FCI)	19.7%
GPS	26.2863413, -80.2643245

Cypress Run Education Center- Overview



Site Information	
Assessment Date	3/18/2025
Facility	Cypress Run Education Center
MSID	2123
Replacement Value	\$21,705,200
Street	2800 NW 30th Avenue
City	Pompano Beach
State	FL
Zip	33069
Building Type	Center
BV Project Number	167723.24R000-238.468
Total Square Footage	54,263
Facility Condition Index (FCI)	18.5%
GPS	26.2665547, -80.1598381

Dave Thomas Education Center - Overview



Site Information	
Assessment Date	
Facility	Dave Thomas Education Center West
MSID	3651
Replacement Value	\$28,317,200
Street	4690 Coconut Creek Parkway
City	Coconut Creek
State	FL
Zip	33060
Building Type	Center
BV Project Number	167723.24R000-207.468
Total Square Footage	70,793
Facility Condition Index (FCI)	28.6%
GPS	26.2436417, -80.189132

Dolphin Bay Elementary School - Overview



Site Information	
Assessment Date	2/19/2025
Facility	Dolphin Bay Elementary
MSID	3751
Replacement Value	\$42,046,800
Street	16450 Miramar Parkway
City	Miramar
State	FL
Zip	33027
Building Type	Elementary School
BV Project Number	167723.24R000-139.468
Total Square Footage	105,117
Facility Condition Index (FCI)	20.7%
GPS	25.9772454, -80.3654626

Fairway Elementary School - Overview



Site Information	
Assessment Date	2/3/2025
Facility	Fairway Elementary
MSID	1641
Replacement Value	\$43,083,200
Street	7850 Fairway Boulevard
City	Miramar
State	FL
Zip	33023
Building Type	Elementary School
BV Project Number	167723.24R000-123.468
Total Square Footage	107,708
Facility Condition Index (FCI)	18.9%
GPS	25.9759872, -80.2432837

Forest Glen Middle School - Overview



Site Information	
Assessment Date	3/16/2025
Facility	Forest Glen Middle
MSID	3051
Replacement Value	\$65,232,800
Street	6501 Turtle Run Boulevard
City	Coral Springs
State	FL
Zip	33067
Building Type	Middle School
BV Project Number	167723.24R000-063.468
Total Square Footage	163,082
Facility Condition Index (FCI)	29.1%
GPS	26.285421, -80.2143539

Glades Middle School - Overview



Site Information	
Assessment Date	2/2/2025
Facility	Glades Middle
MSID	2021
Replacement Value	\$96,393,200
Street	16700 SW 48th Court
City	Miramar
State	FL
Zip	33027
Building Type	Middle School
BV Project Number	167723.24R000-055.468
Total Square Footage	240,983
Year Built	2007
Facility Condition Index (FCI)	15.0%
GPS	25.969281, -80.368207

H. D. Perry Education Center- Overview



Site Information	
Assessment Date	1/15/2025
Facility	Henry D. Perry Education Center
MSID	6501
Replacement Value	\$57,422,000
Street	3400 Wildcat Way
City	Miramar
State	FL
Zip	33023
Building Type	Center
BV Project Number	167723.24R000-076.468
Total Square Footage	143,555
Facility Condition Index (FCI)	24.8%
GPS	25.9794534, -80.2285383

Hallandale High School - Overview



Site Information	
Assessment Date	1/7/2025
Facility	Hallandale High
MSID	0403
Replacement Value	\$92,673,600
Street	720 NW 9th Avenue
City	Hallandale Beach
State	FL
Zip	33009
Building Type	High School
BV Project Number	167723.24R000-053.468
Total Square Footage	231,684
Facility Condition Index (FCI)	29.9%
GPS	25.9927243, -80.1616971

Lakeside Elementary School - Overview



Site Information	
Assessment Date	2/21/2025
Facility	Lakeside Elementary
MSID	3591
Replacement Value	\$44,583,600
Street	900 NW 136th Avenue
City	Pembroke Pines
State	FL
Zip	33028
Building Type	Elementary school
BV Project Number	167723.24R000-151.468
Total Square Footage	111,459
Year Built	1997
Facility Condition Index (FCI)	19.4%
GPS	26.0127918, -80.3315381

Lanier-James Education Center - Overview



Site Information	
Assessment Date	1/9/2025
Facility	Lanier-James Education Center
MSID	0405
Replacement Value	\$23,632,800
Street	1050 NW 7th Court
City	Hallandale Beach
State	FL
Zip	33009
Building Type	Center
BV Project Number	167723.24R000-241.468
Total Square Footage	59,082
Facility Condition Index (FCI)	22.3%
GPS	25.9927904, -80.1645871

Margate Middle School - Overview



Site Information	
Assessment Date	1/14/2025
Facility	Margate Middle
MSID	0581
Replacement Value	\$67,109,200
Street	500 NW 65th Avenue
City	Margate
State	FL
Zip	33063
Building Type	Middle School
BV Project Number	167723.24R000-078.468
Total Square Footage	167,773
Year Built	1967
Facility Condition Index (FCI)	22.4%
GPS	26.2365624, -80.2110476

McNicol Middle School - Overview



Site Information	
Assessment Date	1/13/2025
Facility	McNicol Middle
MSID	0481
Replacement Value	\$76,796,800
Street	1602 S. 27th Avenue
City	Hollywood
State	FL
Zip	33020
Building Type	CBMH
BV Project Number	167723.24R000-059.468
Total Square Footage	191,992
Facility Condition Index (FCI)	14.4%
GPS	25.9969572, -80.1621751

Miramar Elementary School - Overview



Site Information	
Assessment Date	1/29/2025
Facility	Miramar Elementary
MSID	0531
Replacement Value	\$49,422,800
Street	6831 SW 26th Street
City	Miramar
State	FL
Zip	33023
Building Type	Elementary School
BV Project Number	167723.24R000-125.468
Total Square Footage	123,557
Year Built	1991
Facility Condition Index (FCI)	22.8%
GPS	25.9886768, -80.2244308

New Renaissance Middle School - Overview



Site Information	
Assessment Date	2/24/2025
Facility	New Renaissance Middle
MSID	3911
Replacement Value	\$77,989,200
Street	10701 Miramar Boulevard
City	Miramar
State	FL
Zip	33027
Building Type	Middle School
BV Project Number	167723.24R000-068.468
Total Square Footage	194,973
Year Built	2000
Facility Condition Index (FCI)	15.1%
GPS	25.9875959, -80.2887558

North Fork Elementary School - Overview



Site Information	
Assessment Date	2/11/2025
Facility	North Fork Elementary
MSID	1191
Replacement Value	\$35,860,000
Street	101 NW 15th Avenue
City	Fort Lauderdale
State	FL
Zip	33311
Building Type	Elementary School
BV Project Number	167723.24R000-202.468
Total Square Footage	89,650
Year Built	1964
Facility Condition Index (FCI)	32.3%
GPS	26.123629, -80.1619479

North Side Elementary School - Overview



Site Information	
Assessment Date	3/16/2025
Facility	North Side Elementary
MSID	0041
Replacement Value	\$29,500,000
Street	120 NE 11th Street
City	Fort Lauderdale
State	FL
Zip	33304
Building Type	ELEM
BV Project Number	167723.24R000-230.468
Total Square Footage	73,750
Year Built	1927
Facility Condition Index (FCI)	21.7%
GPS	26.1379388, -80.1428859

Olsen Middle School - Overview



Site Information	
Assessment Date	1/6/2025
Facility	Olsen Middle
MSID	0471
Replacement Value	\$70,243,600
Street	330 SE 11th Terrace
City	Dania Beach
State	FL
Zip	33004
Building Type	Middle School
BV Project Number	167723.24R000-075.468
Total Square Footage	175,609
Year Built	1954
Facility Condition Index (FCI)	17.2%
GPS	26.0362959, -80.138466

Palm Cove Elementary School - Overview



Site Information	
Assessment Date	2/20/2025
Facility	Palm Cove Elementary
MSID	3311
Replacement Value	\$51,724,400
Street	11601 Washington Street
City	Pembroke Pines
State	FL
Zip	33025
Building Type	Elementary School
BV Project Number	167723.24R000-129.468
Total Square Footage	129,311
Year Built	1992
Facility Condition Index (FCI)	11.7%
GPS	26.0015477, -80.3007144

Panther Run Elementary School - Overview



Site Information	
Assessment Date	2/19/2025
Facility	Panther Run Elementary
MSID	3571
Replacement Value	\$41,595,200
Street	801 NW 172nd Avenue
City	Pembroke Pines
State	FL
Zip	33029
Building Type	Elementary School
BV Project Number	167723.24R000-153.468
Total Square Footage	103,988
Year Built	1997
Facility Condition Index (FCI)	14.6%
GPS	26.011356, -80.3755433

Pines Lakes Elementary School - Overview



Site Information	
Assessment Date	2/21/2025
Facility	Pines Lakes Elementary
MSID	2861
Replacement Value	\$47,120,000
Street	10300 Johnson Street
City	Pembroke Pines
State	FL
Zip	33026
Building Type	Elementary School
BV Project Number	167723.24R000-145.468
Total Square Footage	117,800
Year Built	1979
Facility Condition Index (FCI)	16.6%
GPS	26.0142978, -80.2828288

Pine Ridge Education Center -Overview



Site Information	
Assessment Date	3/2/2025
Facility	Pine Ridge Education Center
MSID	0653
Replacement Value	\$21,578,000
Street	1251 SW 42nd Avenue
City	Fort Lauderdale
State	FL
Zip	33317
Building Type	Center
BV Project Number	167723.24R000-240.468
Total Square Footage	53,945
Facility Condition Index (FCI)	28.4%
GPS	26.105265, -80.2035238

Plantation High School - Overview



Site Information	
Assessment Date	4/23/2025
Facility	Plantation High
MSID	1451
Replacement Value	\$136,169,600
Street	6901 NW 16th Street
City	Plantation
State	FL
Zip	33313
Building Type	High School
BV Project Number	167723.24R000-033.468
Total Square Footage	340,424
Year Built	1963
Facility Condition Index (FCI)	19.8%
GPS	26.1473994, -80.2425869

Plantation Middle School - Overview



Site Information	
Assessment Date	1/27/2025
Facility	Plantation Middle
MSID	0551
Replacement Value	\$62,730,000
Street	6600 W. Sunrise Boulevard
City	Plantation
State	FL
Zip	33313
Building Type	Middle School
BV Project Number	167723.24R000-079.468
Total Square Footage	156,825
Facility Condition Index (FCI)	20.4%
GPS	26.1366042, -80.2388712

Ramblewood Middle School - Overview



Site Information	
Assessment Date	1/26/2025
Facility	Ramblewood Middle
MSID	2711
Replacement Value	\$63,809,600
Street	8505 W. Atlantic Boulevard
City	Coral Springs
State	FL
Zip	33071
Building Type	Middle School
BV Project Number	167723.24R000-081.468
Total Square Footage	159,524
Year Built	1969
Facility Condition Index (FCI)	10.4%
GPS	26.2368932, -80.2387844

Sawgrass Springs Middle School - Overview



Site Information	
Assessment Date	3/10/2025
Facility	Sawgrass Springs Middle
MSID	3431
Replacement Value	\$59,360,000
Street	12500 W. Sample Road
City	Coral Springs
State	FL
Zip	33065
Building Type	Middle School
BV Project Number	167723.24R000-073.468
Total Square Footage	148,400
Year Built	1996
Facility Condition Index (FCI)	16.2%
GPS	26.2718882, -80.2944971

Seagull Alternative High School - Overview



Site Information	
Assessment Date	4/1/2025
Facility	Seagull School
MSID	0601
Replacement Value	\$27,830,000
Street	425 SW 28th Street
City	Fort Lauderdale
State	FL
Zip	33315
Building Type	Center
BV Project Number	167723.24R000-239.468
Total Square Footage	69,575
Facility Condition Index (FCI)	20.8%
GPS	26.0894562, -80.1474812

Silver Trail Middle School - Overview



Site Information	
Assessment Date	3/31/2025
Facility	Silver Trail Middle
MSID	3331
Replacement Value	\$76,718,800
Street	18300 Sheridan Street
City	Pembroke Pines
State	FL
Zip	33331
Building Type	Middle School
BV Project Number	167723.24R000-065.468
Total Square Footage	191,797
Facility Condition Index (FCI)	12.4%
GPS	26.0275835, -80.3917976

Stranahan High School - Overview



Site Information	
Assessment Date	2/23/2025
Facility	Stranahan High
Short Name	0211
Replacement Value	\$123,294,400
Street	1800 SW 5th Place
City	Fort Lauderdale
State	FL
Zip	33312
Building Type	High School
BV Project Number	167723.24R000-040.468
Number of Parking Spaces	433
Total Square Footage	308,236
Facility Condition Index (FCI)	25.1%
GPS	26.1128717, -80.164632

Sunset Lakes Elementary School - Overview



Site Information	
Assessment Date	1/13/2025
Facility	Sunset Lakes Elementary
MSID	3661
Replacement Value	\$56,755,200
Street	18400 SW 25th Street
City	Miramar
State	FL
Zip	33027
Building Type	Elementary School
BV Project Number	167723.24R000-089.468
Total Square Footage	141,888
Year Built	2002
Facility Condition Index (FCI)	9.2%
GPS	25.9859168, -80.3592295

Sunshine Elementary School - Overview



Site Information	
Assessment Date	2/3/2025
Facility	Sunshine Elementary
MSID	1171
Replacement Value	\$30,843,600
Street	7737 W. Lasalle Boulevard
City	Miramar
State	FL
Zip	33023
Building Type	Elementary School
BV Project Number	167723.24R000-188.468
Total Square Footage	77,109
Facility Condition Index (FCI)	28.8%
GPS	25.9852478, -80.2406027

Thurgood Marshall Elementary School - Overview



Site Information	
Assessment Date	2/23/2025
Facility	Thurgood Marshall Elementary
MSID	3291
Replacement Value	\$41,430,400
Street	800 NW 13th Street
City	Fort Lauderdale
State	FL
Zip	33311
Building Type	Elementary School
BV Project Number	167723.24R000-183.468
Total Square Footage	103,576
Facility Condition Index (FCI)	22.6%
GPS	26.1411345, -80.1535208

Walker Elementary School - Overview



Site Information	
Assessment Date	1/29/2025
Facility	Walker Elementary
MSID	0321
Replacement Value	\$53,860,400
Street	1001 NW 4th Street
City	Fort Lauderdale
State	FL
Zip	33311
Building Type	Elementary School
BV Project Number	167723.24R000-080.468
Total Square Footage	134,651
Facility Condition Index (FCI)	16.6%
GPS	26.1264673, -80.155428

Walter C. Young Middle School - Overview



Site Information	
Assessment Date	2/17/2025
Facility	Walter C. Young Middle
MSID	3001
Replacement Value	\$76,158,400
Street	901 NW 129th Avenue
City	Pembroke Pines
State	FL
Zip	33028
Building Type	Middle School
BV Project Number	167723.24R000-057.468
Total Square Footage	190,396
Year Built	1987
Facility Condition Index (FCI)	23.7%
GPS	26.0135602, -80.3234595

Watkins Elementary School - Overview



Site Information	
Assessment Date	1/29/2025
Facility	Watkins Elementary
MSID	0511
Replacement Value	\$43,586,400
Street	3520 SW 52nd Avenue
City	Pembroke Park
State	FL
Zip	33023
Building Type	Elementary School
BV Project Number	167723.24R000-158.468
Total Square Footage	108,966
Year Built	1996
Facility Condition Index (FCI)	16.6%
GPS	25.9782105, -80.1955918

Westpine Middle School - Overview



Site Information	
Assessment Date	3/31/2025
Facility	Westpine Middle
MSID	2052
Replacement Value	\$54,884,800
Street	9393 NW 50th Street
City	Sunrise
State	FL
Zip	33351
Building Type	Middle School
BV Project Number	167723.24R000-070.468
Total Square Footage	137,212
Year Built	1992
Facility Condition Index (FCI)	29.2%
GPS	26.1875367, - 80.2745703

Whiddon-Rogers Education Center - Overview



Site Information	
Assessment Date	1/28/2025
Facility	Whiddon Rogers Education Center
MSID	0452
Replacement Value	\$62,445,200
Street	700 SW 26th Street
City	Fort Lauderdale
State	FL
Zip	33315
Building Type	Center
BV Project Number	167723.24R000-086.468
Total Square Footage	156,113
Year Built	1959
Facility Condition Index (FCI)	16.6%
GPS	26.0901562, -80.1497479