BURBANK UNIFIED SCHOOL DISTRICT BOARD OF EDUCATION
REGULAR MEETING

Thursday, June 05, 2025

5:00 p.m. - Closed Session
6:00 p.m. - Open Session

Burbank City Hall
275 E. Olive Avenue
Burbank, California

AGENDA

The entire agenda packet is available for review online at www.burbankusd.org/boemeetings; at the District Office Building, Superintendent's Office, 1900 W. Olive Ave., Burbank, 91506; and at the Reference Desk in all Burbank City Libraries at: 110 N. Glenoaks, Burbank, 91502; 300 N. Buena Vista, Burbank, 91505; and 3323 W. Victory Blvd., Burbank, 91505.

1. CALL TO ORDER

1.a NOTICE TO THE PUBLIC

The District is providing alternatives to in-person attendance for viewing and participating. Any individual or group representative may address the Board of Education on any agenda item or subject within its jurisdiction during one of the three Public Comments sections.

Instructions for Virtual Public Speakers Who Wish to Address the Board:

1. Speakers who wish to provide a Public Comment virtually should sign up at this link: https://forms.gle/Btxm8Md3fCRmCY6D9 3pm on Wednesday, June 4th. Please indicate if your comment pertains to (1) an item on this agenda, or (2) a subject within the jurisdiction of the Board of Education. Closed Session Public Comments must be given in person.

2. The Zoom Webinar will open at 5:30 p.m. Speakers are asked to rename their Zoom profile to indicate their full name to expedite this process. Please note that only those individuals who have signed up to speak prior to 3:00 p.m. on the day before, will be allowed to enter the Zoom Webinar. Speakers will receive an email Wednesday afternoon with the Zoom Webinar login details.

3. When it is time for a speaker to address the Board, the speaker's name will be called and the speaker should activate their microphone and camera. Speakers must be present in the Zoom Webinar when their name is called in order to address the Board. Speakers are also requested to state their name (and their pronouns, if desired) prior to addressing the Board. Please note that the chat function will be disabled.

4. After a speaker completes their public comment, or if the five-minute (5) time limit has been reached, the speaker will be removed from the Zoom Webinar and can continue watching the meeting by streaming it at www.burbankusd.org/boemeetings

5. If you would like to make a Public Comment and require Spanish, Armenian, or ASL translation, please email cindyquiterio@burbankusd.org prior to 3:00 p.m. the day before the meeting to receive a registration link.

2. REQUESTS TO ADDRESS THE BOARD

2.a Public Communications on Closed Session Agenda Items (In-Person Only)
An individual or group representative may address the Board of Education on any Closed Session agenda item by completing a white request card. Speakers are requested to state their name prior to speaking to the Board. Not more than five (5) minutes may be allotted to each speaker, except by unanimous consent of the Board of Education. The Superintendent may refer the matter to the proper department for review.

2.b Staff Responses

2.c Board Members' Responses

3. CLOSED SESSION
The Board will meet in Closed Session for the purpose of the following:

3.a Conference with Labor Negotiator, Pursuant to Government Code §54957.6
Agency Negotiator: Sarah Rudchenko, Assistant Superintendent, Human Resources
Employee Organization: California School Employees Association (CSEA) Chapter 674

3.b Public Employee Discipline/Dismissal/Release Pursuant to Government Code §54957

3.c Conference with Legal Counsel - Existing Litigation Pursuant to Government Code §54956.9 (b)(1) and (b)(3)(A)
Final Settlement Agreement for Special Education Students 960012279, 960032205 and 96004316

4. RECONVENE IN PUBLIC SESSION/PLEDGE OF ALLEGIANCE/LAND ACKNOWLEDGEMENT
When the Board of Education reconvenes in Public Session, the Board may make any required disclosures regarding actions taken in Closed Session or adopt any appropriate resolutions concerning these matters.

"We acknowledge the traditional, ancestral, unceded territory of the Chumash, Tongva, Fernandeño Tataviam, and First Nations on which we are learning, educating, and living."

5. REPORTING ON CLOSED SESSION

6. ADJUSTMENTS TO THE AGENDA
The Board President will announce any requests for adjustments to the meeting agenda.

7. ITEMS FOR FUTURE AGENDAS

8. PRESENTATIONS / RECOGNITIONS

8.a Recognition for the 2025 Burbank Unified School District Administrators of the Year
Sarah Rudchenko, Assistant Superintendent, Human Resources Services, recommends that the Board of Education recognize the 2025 Burbank Unified School District Administrators of the year, as presented.

Recognition for the 2025 Burbank Unified School Dsitrict Administrators of the Year.pdf

9. REPORTS FROM THE BOARD AND STAFF

9.a Burbank Teacher's Association (BTA), California School Employees Association (CSEA), Burbank Association of School Administrators (BASA)
Nicole Drabecki; BTA President, Laura Bauman, CSEA President, and Laura Flosi, BASA President will report on association business.

9.b Reports from the Superintendent
John Paramo, Superintendent will report on items of interest to the Board of Education and the community.

10. REQUESTS TO ADDRESS THE BOARD

10.a Public Communications on Agenda Items and on Any Subject Within the Jurisdiction of the School Board
An individual or group representative may address the Board of Education on items on the agenda and on any subject within its jurisdiction by completing a white request card. Speakers are requested to state their name prior to speaking to the Board. Not more than five (5) minutes total may be allotted to each speaker, except by unanimous consent of the Board of Education. The president of the Board of Education has the discretion to prioritize speakers with precedence given to students and employees. The Superintendent may refer the matter to the proper department for review.

10.b Superintendent's Comments
John Paramo, Superintendent, will respond to public comment.

10.c Board Members' Responses
Board Members will respond to public comment.

11. REPORTS TO THE BOARD

11.a Report on School Facility Naming Committee for the Burbank High School Library
Oscar Macias, Assistant Superintendent, Instructional Services, will report on the School Facility Naming Committee meeting for the Burbank High School library, as presented.

BHS Library Renaming 2025.pdf

11.b Surplus Property Procedure Update – Subject to the Board of Education's Acceptance of the Surplus Property (7-11) Advisory Committee Report
Andrew Cantwell, Assistant Superintendent of Administrative Services, will introduce Constance J. Schwindt, Partner at Atkinson, Andelson, Loya, Ruud & Romo, who will present the next steps of the surplus property procedure subject to the Board of Education's acceptance of the Surplus Property (7-11) Advisory Committee report, as presented.

Surplus Property Procedure Update 060525.pdf

11.c Report on BUSD Academic Performance Metrics
Robyn Anders, Director of Instructional Technology & Accountability, Instructional Services, will report to the Board of Education on multi-year academic performance, as presented.

Report on BUSD Academic Performance Metrics 060525.pdf

12. PUBLIC HEARING - Approximately 7:30 p.m.

12.a Public Hearing on the 2025-2026 Local Control and Accountability Plan (LCAP) and Budget
The Board of Education will conduct a public hearing to receive input from any interested parties on the District's 2025-2026 Local Control and Accountability Plan (LCAP) and Budget which have been made available for public review prior to the Board meeting per Education Code Section 42103 and 52062, as presented.

LCAP Proposed Budget 2025-26 Public Hearing 060525.pdf

12.b First Reading of the 2025-2026 Proposed Budget
Andrew Cantwell, Assistant Superintendent of Administrative Services, will report on the District's 2025-2026 Proposed Budget, as presented.

Proposed Budget 2025-26 060525 reduced.pdf

12.c Report on Excess Reserves
Andrew Cantwell, Assistant Superintendent of Administrative Services, will report on the

Ending Fund Balance in Excess of reserve for economic uncertainties (REU), as presented.

Excess Reserves - Ending Fund Balance 060525.pdf

12.d Report on the Education Protection Account (EPA) 2025-26
Andrew Cantwell, Assistant Superintendent of Administrative Services, will report on the Education Protection Account (EPA) 2025-26, as presented.

Report EPA 2025-26 060525.pdf

12.e First Reading of the 2025-2026 Burbank Unified School District Local Control Funding Formula (LCFF) and Local Control and Accountability Plan (LCAP)
Peter Knapik, Assistant Superintendent, Educational Services, and Robyn Anders, Director of Instructional Technology & Accountability, will report on the 2025-2026 Burbank Unified School District's Local Control and Accountability Plan (LCAP), as presented.

First Reading LCAP 2025-2026.pdf

13. NEW AND/OR UNFINISHED BUSINESS

13.a Adoption of Resolution 51 Regarding the Education Protection Account (EPA) 2025-2026
Andrew Cantwell, Assistant Superintendent of Administrative Services, recommends that the Board of Education adopt Resolution 51 regarding the Education Protection Account (EPA) 2025-2026 for the portion of the state aid (Local Control Funding Formula (LCFF) Funds) identified as the EPA, be spent on the current costs of certificated teacher salaries and benefits, as presented.

Resolution 51 - EPA 2025-26 060525.pdf

13.b Approval of 100% Childcare Fee Reduction for Unduplicated Students Paid by Expanded Learning Opportunities Program for Around the Bell and Boys and Girls Club of Burbank, from July 1, 2025, through June 30, 2026
Peter Knapik, Assistant Superintendent, Educational Services, recommends that the Board of Education approve the 100% reduction in fees for unduplicated students and the Agreement between the Burbank Unified School District Boys and Girls Club of Burbank to provide childcare services at a 100% rate reduction paid by the Expanded Learning Opportunities Program (ELOP), not to exceed $1,900,000.00 (01.0-2600.0-0-00000-27000-5810-7429000), effective July 1, 2025 through June 30, 2026, and that authority to sign this agreement be exercised pursuant to BUSD –AR 3314, as presented.

Boys and Girls Club 100% Contract 2025-26 6 5 25.pdf

13.c Acceptance of the Surplus Property Advisory (7-11) Committee Report
Andrew Cantwell, Assistant Superintendent of Administrative Services, recommends that the Board of Education accept the Surplus Property Advisory (7-11) Committee report, as presented.

Acceptance of Surplus Advisory 7-11 Committee Report 060525.pdf

13.d Approval of the 2024-2025 Negotiated Amendment to the Agreement between the Burbank Unified School District and the Burbank Teachers Association (BTA)

Sarah Rudchenko, Assistant Superintendent, Human Resources Services, recommends that the Board of Education approve the 2024-2025 Negotiated Amendment to the Agreement between the Burbank Unified School District and the Burbank Teachers Association (BTA), as presented.

Approval of the 2024-2025 Negotiated Agreements between Burbank Unified School District and BTA.pdf

13.e Ratification of Award of Contract, Engie Services U.S. Inc., Removal and Re-Installation of Rooftop Solar Panels, John Muir Middle School (Bond Funds)

Andrew Cantwell, Assistant Superintendent, Administrative Services, recommends that the Board of Education ratify an award of contract between Burbank Unified School District and Engie Services U.S Inc., for the Removal and Re-Installation of the Solar Panels at John Muir Middle School, effective May 27, 2025 through May 26, 2026, not to exceed $166,804.99 (21.0-00000.0-00000-85000-6230-322-00000) Bond Fund, and that authority to sign the agreement be exercised pursuant to BUSD – AR3314, as presented.

6-5 Ratif_Engie_Muir_Bond.pdf

13.f Acceptance of Notice of Completion, E-Rate Technology Network Electronics, NTT America Solutions, Inc. (Bond Funds)

Andrew Cantwell, Assistant Superintendent, Administrative Services, recommends that the Board of Education accept the following project as completed: E-Rate Technology Network Electronics, by NTT America Solutions, Inc. (21.3-00000.0-93000-85000-6249/6440/6449-7730000), PO 25002464, not to exceed $439,773.55, as presented.

NOC_NTT_ERate Network Electronics_060525.pdf

13.g Acceptance of Notice of Completion, Data Center Refresh, AMS.NET (Bond Funds)

Andrew Cantwell, Assistant Superintendent, Administrative Services, recommends that the Board of Education accept the following project as completed: Data Center Refresh, by AMS.NET (21.3-00000.0-93000-85000-6249/6440/6449-7730000), PO 25000859, not to exceed $569,608.96, as presented.

NOC_AMS_Data Center Refresh_060525.pdf

14. CONSENT AGENDA

All items on the Consent Agenda are considered by the Superintendent to be of a routine nature and are acted on with one motion. Any recommendation may be removed from the Consent Agenda at the request of any Board member and acted on separately.

14.a Approval of the 2024-2025 Purchase Order Report

Andrew Cantwell, Assistant Superintendent, Administrative Services, recommends that the Board of Education approve purchase orders for 2024-2025 as listed through May 12, 2025, as presented.

2024-2025 PURCHASE ORDER REPORT.pdf

14.b Approval of Warrants

Mariam Abdelhamid, Director of Fiscal Services, recommends that the Board of Education approve commercial warrants in the total amount of $82,519,844.02, issued July 1, 2024 through April 30, 2025, as presented.

Warrants 060525.pdf

14.c Second Amendment of Agreement for Consultant Services with Quest Therapy Group

Julie Markussen, Director, Student Services, recommends that the Board of Education amend the agreement for consultant services between the Burbank Unified School District and Quest Therapy Group to provide other health services on an "as needed" basis when other qualified staff are not available effective August 12, 2024 through June 30, 2025, not to exceed $140,000 (01.0-00000-11100-10000-5810-7452000), and that the authority to sign the agreement be exercised pursuant to BUSD/AR 3314, as presented.

Board Memo-Quest 24-25 - 2nd AMENDED.pdf

14.d Approval of Personnel Report 24-25-21

Sarah Rudchenko, Assistant Superintendent, Human Resources Services, recommends that the Board of Education approve Personnel Report number 24-25-21, covering Certificated and Classified personnel, and consisting of Pages 1 to 10 inclusive, as presented.

Personnel Report 24-25-21.pdf

14.e Approval of University Agreement- Loyola Marymount University

Sarah Rudchenko, Assistant Superintendent, Human Resources Services, recommends that the Board of Education to approve the University agreement between the Burbank Unified School District and Loyola Marymount University to provide educational field experience, effective June 6, 2025 through until terminated three (3) years on June 6, 2028, and that authority to sign the Agreement be exercised pursuant to BUSD-- AR 3314, as presented.

Approval of University Agreement-Loyola Marymount University.pdf

14.f Approval of Instructional Consultant Services

Oscar Macias, Assistant Superintendent of Instructional Services, recommends that the Board of Education approve the instructional consultant services for on-site student learning support and staff development and exercise authority to sign the agreements pursuant to BUSD-AR 3314, as presented.

Approval of Instructional Consultants 060525.pdf

14.g Ratification of Agreement for Instructional Consultant Services

Oscar Macias, Assistant Superintendent of Instructional Services, recommends that the Board of Education ratify the instructional consultant services for on-site student learning support and staff development and exercise authority to sign the agreements pursuant to BUSD-AR 3314, as presented.

Ratification of Instructional Consultants Consent 060525.pdf

14.h Action on Final Settlement Agreement (Special Education)
Jennifer Nicholson, Director of Special Education and Psychological Services, recommends that the Board of Education approve Final Settlement Agreement for Special Education Student 960012279, at no cost to the district, (01.0-65000.0-50010-36000-5813-7440000), June 6, 2025 through June 30, 2027, and that authority to sign the agreement be exercised pursuant to BUSD-AR 3314, as presented.

SPED Student 960012279 Settlement Agreement.pdf

14.i Action on Final Settlement Agreement (Special Education)
Jennifer Nicholson, Director of Special Education and Psychological Services, recommends that the Board of Education approve Final Settlement Agreement for Special Education Student 960032205, at no cost to the district, (01.0-65000.0-50010-36000-5813-7440000), May 14, 2025 through May 9, 2026, and that authority to sign the agreement be exercised pursuant to BUSD-AR 3314, as presented.

SPED Student 960032205 Settlement Agreement.pdf

14.j Action on Final Settlement Agreement (Special Education)
Jennifer Nicholson, Director of Special Education and Psychological Services, recommends that the Board of Education approve Final Settlement Agreement for Special Education Student 960046316, at no cost to the district, (01.0-65000.0-50010-36000-5813-7440000), May 12, 2025 through September 30, 2025, and that authority to sign the agreement be exercised pursuant to BUSD-AR 3314, as presented.

SPED Student 960046316 Settlement Agreement.pdf

14.k Ratification of Agreement for Professional Services (Special Education)
Jennifer Nicholson, Director of Special Education and Psychological Services, recommends that the Board of Education approve an agreement between Burbank Unified School District and Karen Kambourian, to provide a related service provider to support individualized education plan mandated counseling services and assessment, not to exceed $80,000 (01.0-65000.0-57602-11900-5850-7440000), effective July 1, 2025 through June 30, 2026 and that authority to sign the agreement be exercised pursuant to BUSD-AR 3314, as presented.

SPED Professional Services Karen Kambourian.pdf

14.l Approval of Agreement for Professional Services (Special Education)
Jennifer Nicholson, Director of Special Education and Psychological Services, recommends that the Board of Education approve an agreement between Burbank Unified School District and Tracy M. Glen to provide IEP training and staff support, not to exceed $60,000 (01.0-65000.0-57601-11804-5810-7440000), effective July 1, 2025 through June 30, 2026 and that authority to sign the agreement be exercised pursuant to BUSD-AR 3314, as presented.

SPED Professional Services Tracy M. Glen.pdf

14.m Approval of Master Contract Renewal for Nonpublic, Nonsectarian Schools and Agencies
Jennifer Nicholson, Director of Special Education and Psychological Services, recommends that the Board of Education approve the Master Contracts and service agreements for special education students, to be provided by the indicated nonpublic, nonsectarian schools and

agencies (01.0-65000.0-57601-11800-5810-7440000, 01.0-65460.0-57601-11800-5810-7440000, 01.0-65000.0-57601-11804-5810-7440000, 01.0-33270.0-57601-11800-5810-7440000), effective July 1, 2025 through June 30, 2026, and that authority to sign the contracts be exercised pursuant to BUSD-AR 3314, as presented.

SPED Professional Services Master Contract Renewal.pdf

14.n Ratification of Agreement for Professional Services (Special Education)
Jennifer Nicholson, Director of Special Education and Psychological Services, recommends that the Board of Education ratify an agreement between Burbank Unified School District and Inclusive Learning Partners LLC, to provide behavior intervention support, not to exceed $7,000 (01.0-65000.0-57602-11901-5850-7440000), effective June 2. 2025 through August 30, 2025, and that authority to sign the agreement be exercised pursuant to BUSD-AR 3314, as presented.

SPED Professional Services Inclusive Learning Partners_Ratification.pdf

14.o Approval of Agreement for Professional Services (Special Education)
Jennifer Nicholson, Director of Special Education and Psychological Services, recommends that the Board of Education approve an agreement between the Burbank Unified School District and Sign Up Interpreting Services, LLC, to provide interpreting and translation for Burbank students, not to exceed $200,000 (01.0-65000.0-57602-11901-5850-7440000), effective July 1, 2025 through June 30, 2026, and that authority to sign the agreement be exercised pursuant to BUSD-AR 3314, as presented.

SPED Professional Services Sign Up Interpreting.pdf

14.p Approval of Agreement for Professional Services (Special Education)
Jennifer Nicholson, Director of Special Education and Psychological Services, recommends that the Board of Education approve an agreement between Burbank Unified School District and Renee Miller, to provide support for individualized education plan mandated counseling services and assessment, not to exceed $20,000 (01.0-65000.0-57602-11900-5850-7440000), effective July 1, 2025 through May 22, 2026 and that authority to sign the agreement be exercised pursuant to BUSD-AR 3314, as presented.

SPED Professional Services Renee Miller.pdf

14.q Amended Agreement for Professional Services (Special Education)
Jennifer Nicholson, Director of Special Education and Psychological Services, recommends that the Board of Education amend an agreement between the Burbank Unified School District and LRA Interpreters, Inc., to provide interpreting and translation services for Burbank special education students, not to exceed $200,000 (01.0-65000.0-57602-11901-5850-7440000), effective July 1, 2024 through June 30, 2025, and that authority to sign the agreement be exercised pursuant to BUSD-AR 3314, as presented.

Note: The original approval date was July 25, 2024 for a total not to exceed $150,000. Due to the increased need, this amendment adds an additional $50,000. The new not to exceed amount is $200,000.

SPED Professional Services LRA Interpreters_Amendment.pdf

14.r Ratification of Professional Services Agreement, Edgeworth Monitoring, LLC, Intrusion Alarm Monitoring Services, District-Wide (General Fund)
Andrew Cantwell, Assistant Superintendent, Administrative Services, recommends that the Board of Education ratify a professional services agreement between Burbank Unified School District and Edgeworth Monitoring, LLC for District-Wide Intrusion Alarm Monitoring Services, effective July 1, 2024 through June 30, 2029, not to exceed $7,198.20 annually (01.0-00100.0-00000-83000-5850-752-1000) General Fund, and that authority to sign the contract be exercised pursuant to BUSD-AR 3314, as presented.

6-5 Ratif_Edgeworth_General.pdf

14.s Approval of Award of Contract, Commercial Door of Los Angeles County Inc., Furnish and Install Two (2) New Roll-up Doors, Staff Parking Lot, Joaquin Miller Elementary School (Routine Restricted Maintenance)
Andrew Cantwell, Assistant Superintendent, Administrative Services, recommends that the Board of Education approve the contract between Burbank Unified School District and Commercial Door of Los Angeles County Inc., for the Furnish and Install of Two (2) New Roll-up Doors in the Staff Parking Lot at Joaquin Miller Elementary School, effective June 6, 2025 through June 5, 2026, not to exceed $34,403.42 (01.0-81500-0-00000-81100-6250-752-3100) Routine Restricted Maintenance, and that authority to sign the contract be exercised pursuant to BUSD-AR 3314, as presented.

6-5 AOC_CommercialDoor_Miller_RRM.pdf

14.t Approval of Purchase, Ken Grody Fleet Department, Vehicle for Technology Department (Routine Restricted Maintenance)
Andrew Cantwell, Assistant Superintendent, Administrative Services, recommends that the Board of Education approve the purchase between Burbank Unified School District and Ken Grody Fleet Department for a 2025 Ford Maverick Vehicle for the Technology Department, not to exceed $30,398.33 (01.0-00000.0-00000-77001-6410-773-0000-0000) Routine Restricted Maintenance, and that authority to sign the agreement be exercised pursuant to BUSD – AR3314, as presented.

6-5 AOP Ken Gordy_Tech Vehicle_RRM.pdf

14.u Ratification of Agreement for Professional Services (Administrative Services)
Andrew Cantwell, Assistant Superintendent of Administrative Services, recommends that the Board of Education ratify an agreement between Burbank Unified School District and Randy Ogawa to provide temporary support for the Maintenance and Operations Department during the summer months, not to exceed $31,200 (01.0-00000.0-00000-81000-5850-7520000), effective May 28, 2025 through August 29, 2025 and that authority to sign the agreement be exercised pursuant to BUSD AR 3314, as presented.

Professional Services R Ogawa 060525_Redacted.pdf

14.v Approval of Agreement for Professional Services (Special Education)
Jennifer Nicholson, Director of Special Education and Psychological Services, recommends that the Board of Education approve an agreement between Burbank Unified School District

and Total Education Solutions, Inc., to provide an occupational IEE for Special Education Student 960006163, not to exceed $1,900 (01.0-65000.0-57602-11900-5850-7440000), effective June 6, 2025 through June 30, 2026 and that authority to sign the agreement be exercised pursuant to BUSD-AR 3314, as presented.

SPED Student 960006163 Total Education Solutions.pdf

14.w Ratified Agreement for Professional Services (Special Education)
Jennifer Nicholson, Director of Special Education and Psychological Services, recommends that the Board of Education ratify an agreement between Burbank Unified School District and Haynes Family of Programs, to provide specialized academic instruction for Special Education Student 960012279, not to exceed $29,400 (01.0-65000.0-57602-11900-5850-7440000), effective May 20, 2025 through June 30, 2027 and that authority to sign the agreement be exercised pursuant to BUSD-AR 3314, as presented.

SPED Student 960012279 Professional Services Haynes Family of Programs.pdf

14.x Approval of Agreement for Professional Services (Human Resources)
Sarah Rudchenko, Assistant Superintendent, Human Resources Services recommends that the Board of Education approve the Agreement between the Burbank Unified School District and Clerical Specialized, to provide clerical support as needed, not to exceed $45,000 (01.0-00000.0-00000-72000-5850-7402000), effective July 1, 2025 through January 31, 2026 and that authority to sign the agreement be exercised pursuant to BUSD – AR 3314, as presented.

Clerical Specialized Support.pdf

14.y Approval of Renewal of Agreement for Professional Services with CSM Consulting, Inc., for E-Rate Consulting
Andrew Cantwell, Assistant Superintendent, Administrative Services, recommends that the Board of Education approve the renewal of the agreement between Burbank Unified School District and CSM Consulting, Inc., to provide E-Rate consultation services, not to exceed $28,500 (40.0-00000.0-00000-81000-5850-7500000), effective July 1, 2025, through June 30, 2026, and that authority to sign the agreement be exercised pursuant to BUSD—AR 3314, as presented.

Approval_Renewal Agreement_CSM ERate_060525.pdf

15. REPORTS FROM BOARD MEMBERS

15.a Reports from Board Members
Board of Education members will report on items within the jurisdiction of the Board.

16. ADJOURNMENT

BURBANK UNIFIED SCHOOL DISTRICT
Human Resources Services

REPORT TO THE BOARD

TO:	Members of the Board of Education
FROM:	Sarah Rudchenko, Assistant Superintendent, Human Resources Services
PREPARED BY:	Lauren Trammell, Executive Assistant, Human Resources Services
SUBMITTED BY:	Lauren Trammell, Executive Assistant, Human Resources Services
DATE:	June 5, 2025
SUBJECT:	Recognition for the 2025 Burbank Unified School District Administrators of the Year

---

Background
Burbank Unified School District Administrators play a critical role in ensuring the success of our schools by providing strategic leadership, supporting educators, and managing essential operations. Recognizing their dedication and contributions highlights the value of their work and reinforces a culture of appreciation across the District.

Discussion/Issues
The District would like to recognize Dr. Peter Knapik, the Assistant Superintendent of Educational Services, as the 2025 Burbank Unified School District Administrator of the Year. In addition, the District would like to recognize all the Administrators that were nominated as 2025 Administrators of the Year. They are:

- Mariam Abdelhamid – Director of Fiscal Services
- Robyn Anders – Director of Instructional Technology & Accountability
- Dr. Peter Knapik– Assistant Superintendent, Educational Services
- Narineh Barzegar – Principal, Burbank High School
- David Gerharter – Director of Purchasing, Warehouse & Reprographics
- Robin Hatch – Principal, Luther Middle School
- Kenneth Knoop – Principal, John Burroughs High School
- Todd Laventure – Principal, Burbank Adult School
- Victor Ledesma – Assistant Principal, John Burroughs High School
- Jennifer Nicholson – Director of Special Education
- Vanessa Norrington – Special Education Program Specialist II
- Juan Noguera – Director of Adult Education
- Matthew Osmond – Principal at Roosevelt Elementary School
- Elisa Sahagun – Supervisor, Budget & Finance
- Harmony Trax – Supervisor, Budget & Finance

Fiscal Impact
None

Recommendation
Sarah Rudchenko, Assistant Superintendent, Human Resources Services, recommends that the Board of Education recognize the 2025 Burbank Unified School District Administrators of the Year, as presented.

Burbank Unified School District

Instructional Services

REPORT TO THE BOARD

TO:	Members of the Board of Education
FROM:	Oscar Macias, Assistant Superintendent, Instructional Services
PREPARED BY:	Oscar Macias, Assistant Superintendent, Instructional Services
SUBMITTED BY:	Stephanie Beauregard, Administrative Secretary II
DATE:	June 5, 2025
SUBJECT:	Report on School Facility Naming Committee for the Burbank High School Library

---

Background:

At the school board meeting held on Thursday, October 17, 2024, a formal request was made to the Board of Education to name the library at Burbank High School after Dave Thomson. Board Policy 7310 prescribes the process for naming a district facility, which includes participation from the community. Therefore, the Assistant Superintendent, Instructional Services, solicited requests from the public to serve on the committee. The committee consisted of two school board members, two Burbank High School teachers, a Burbank High School parent, a Burbank High School classified staff member, three members of the community, the Principal of Burbank High, and the Director of Student Services.

Discussion/Issues:

On May 5, 2025, the committee met to discuss naming the Burbank High School library after former BHS teacher Dave Thomson. Members discussed and considered the naming. After much discussion, it was unanimously agreed upon that a recommendation be formally given to name the Burbank High School library after Dave Thomson.

Fiscal Impact:

None

Recommendation:

Oscar Macias, Assistant Superintendent, Instructional Services, will report on the School Facility Naming Committee meeting for the Burbank High School library, as presented.

825Burbank Unified School District
Administrative Services

REPORT TO THE BOARD

TO:	Members of the Board of Education
FROM:	Andrew Cantwell, Assistant Superintendent of Administrative Services
PREPARED BY:	Andrew Cantwell, Assistant Superintendent of Administrative Services
SUBMITTED BY:	Terri Ramirez-Adams, Senior Administrative Assistant
DATE:	June 5, 2025
SUBJECT:	Surplus Property Procedure Update – Subject to the Board of Education's Acceptance of the Surplus Property (7-11) Advisory Committee Report

---

Background:

Pursuant to the California Education Code and Government Code, there are certain procedural requirements that the District must follow in declaring any real property surplus and offering such property for sale or lease.

On November 7, 2024, Constance J. Schwindt, Partner at Atkinson, Andelson, Loya, Ruud & Romor, provided the Board of Education with an overview of the Surplus Property Procedure.

On November 17, 2024, Resolution 11 – Authorizing the Formation of the Surplus Property 7-11 Advisory Committee was adopted. The Committee members and Chair were appointed on February 6, 2025.

Discussion/Issues:

The committee has completed its evaluation and submitted a formal report with their recommendations.

Ms. Schwindt has returned to present the next steps in the surplus property process, subject to the Board's acceptance of the Committee's report.

Fiscal Impact:

None.

Recommendation:

Andrew Cantwell, Assistant Superintendent of Administrative Services, will introduce Constance J. Schwindt, Partner at Atkinson, Andelson, Loya, Ruud & Romo, who will present the next steps of the surplus property procedure subject to the Board of Education's acceptance of the Surplus Property (7-11) Advisory Committee report, as presented.

Burbank Unified School District
Surplus Property Procedures
Next Steps



aalrr

Atkinson, Andelson
Loya, Ruud & Romo

A Professional Law Corporation

Overview of Surplus Property Procedures

- 1. Advisory Committee Formation & Report (Completed)
- 2. Board Meeting to Consider Report (June 5, 2025)
- 3. Board Meeting Declare Property Surplus (Requires Resolution)
  - Authorize Disposition Process
  - Establish RFP or Bid Auction Process
- 5. Pursue Sale or Lease
- 6. Board Consideration of Final Agreement
- 7. Use of Funds

Potential Committee Recommendations

The Committee may recommend

1. **Uses**
   A. Keep “As Is”
   B. Pursue Lease
   C. Pursue Sale
   D. Pursue Exchange
2. **Process**
   A. Bid
   B. Waiver / RFP Process
3. **Board Accepts Reports but is not required to follow recommendations**

Board Meeting to Consider Report

- **Review and Accept 7-11 Final Report**
  - Board is not required to follow recommendation

Board Meeting to Declare Surplus

- **Requires a Resolution**
- **Declare Property Surplus**
  - Declare property is not needed for District purposes
  - Exempt from Surplus Lands Act
  - Authorize Staff to Take Action
  - Send statutory notices of availability of surplus property
  - Utilize “competitive bid process” or “waiver RFP process”

Competitive Bid Process

Features

- "Standard" process required by the Education Code
- Requires District to award an agreement to the highest bidder
- District cannot negotiate with interested parties but instead must establish the terms and conditions and assess bids based only on total price

Competitive Bidding (Continued)

General Process

- Prepare Bid Packet for Distribution
- Conduct Public Hearing
- Open Bids
- Call for Oral Bids / 5% of Highest Written Proposal
- Award to Highest Bidder
- Presented to Board for Consideration

RFP Process

- Request permission from State Board of Education (SBE) to waive bid process and use RFP Process
- District issues RFP asking interested parties to propose terms and conditions of lease
- Negotiate with interested parties to determine “most beneficial deal” for the District
- Can consider price and other factors such as length of lease term, use of Property, deposit structure, due diligence period, etc.
- Requires waiver from SBE

RFP Process (continued)

- Non-Waiveable Provisions
  - Offer to some public entities; Use of proceeds
- Consult Employee Collective Bargaining Units
- General Waiver Request
  - SBE two regular meetings to process waiver
- SBE must approve unless increase to State costs, or jeopardizes pupils, parental involvement, etc.
- “Un-Official” Requirements by Waiver Office:
  - RFP Process
  - Approve within 60 days of receipt of proposals
  - State reasons for “most beneficial” deal

Benefits of RFP Process

Versus Competitive Bid Process

- Bid is the “Standard” process required by the Education Code
- Bid requires District to award a lease or sale agreement to the highest bidder
- Bid process SBEs not allow negotiations with interested parties, but instead District must establish the terms of lease or sale and assess bids based only on total price
- RFP grants flexibility, ability to negotiate with interested parties, and option to consider both lease and sale (or exchange) concurrently to select best overall option

Traditional Bid vs. Request for Proposal Process

Traditional Bid	Request for Proposal
1. Required by Education Code	1. Requires Waiver from SBE
2. Notification to Public of Auction	2. Issue Request for Proposal
3. Conduct Bid Auction Hearing	3. Receive and Review Proposals
4. Award to Highest Bidder	4. Select Best Proposal

Traditional Bid vs. Request for Proposal Benefits

Traditional Bid	Request for Proposal
1. No Need for Waiver	1. Can Consider Proposed Uses & Improvements of Property
2. No Detailed Analysis of Bids Needed	2. Can Consider Different Lease Terms & Payment Structures
3. Potentially Reach More People with Public Auction	3. Can Target Specific Parties
4. Quicker Process If Rush to Lease	4. Can Negotiate with Proposing Parties

Pursue Both Options Concurrently

Process to Pursue Bid and RFP Process at same time

1. Start Competitive Bid Process for Lease
   a) Send Notice to required Public Agencies
   b) Issue “Bid Package” to solicit Bids at Bid Auction Date
2. Seek Waiver from SBE to use RFP process for Lease
   a) Gather information required for Waiver Application
   b) Submit Waiver Application and worked with SBE to guide waiver through process

Board Action

1. Final Agreement Presented to Board for Consideration
   A. RFP = Present Proposals & Negotiations
   B. Bid Auction =Present Highest Bidder
2. Board Can Accept or Reject
   A. If RFP, can discuss negotiations in closed session
   B. If Bid Auction, can “reject all bids” or approve highest bidder

Use of Proceeds

Sale Proceeds

1) Capital Outlay Expenses
2) Maintenance
   - not recur within 5-year period
3) General Fund****
   - Education Code 17462

Use of Sale Proceeds

General Fund Only If…

1) District and State Allocation Board
   - No anticipated need for additional sites or building construction
   - 10 year period following sale
2) One-Time Expenditure
3) Prohibition
   - Ongoing expenditures
   - Salaries operating expenses

Use of Sale Proceeds (Continued)

General Fund Drawbacks

1) Reduction in Apportionment of hardship assistance
   - Amount equal to amount of proceed uses for one-time expenditure

2) Ineligible for Hardship Funding
   - State School Deferred Maintenance Fund
   - Five years after deposit into general fund

Use of Lease Proceeds

- Lease Proceeds to be Held in General Fund (Education Code section 41002); Unless…
- Board Resolution Specifies Fund in Which Lease Proceeds Are to be Deposited (Education Code section 41003)
- Different than Property From Sale Proceeds
- Note: SAB and OPSC Opinion

Summary of Next Steps

- 1) Board may instruct staff to pursue disposal of properties discussed in Advisory Committee Report
- 2) Board Resolution to Declare Property Surplus
- 3) Utilize "competitive bid process" or "waiver RFP process"
- 4) Final Agreement Presented to Board for Consideration

Question & Answer Session

Burbank Unified School District
Instructional Services

REPORT TO THE BOARD

TO:	Members of the Board of Education
FROM:	Oscar Macias, Assistant Superintendent of Instructional Services
PREPARED BY:	Robyn Anders, Director of Instructional Technology & Accountability
SUBMITTED BY:	Stephanie Beauregard, Administrative Secretary II
DATE:	June 5, 2025
SUBJECT:	Report on BUSD Academic Performance Metrics

Background:
Academic Performance remains the highest priority for the Burbank Unified School District (BUSD). Performance data is analyzed on a regular basis by district leadership, school sites, grade-level teams, & subject-level teams across the district. Annual results from state assessments are presented to the board and academic affairs committee to assist with discussions around planning and budgeting for the school year. Additionally, local data, including growth monitoring benchmarks, grade distributions, and the need for credit recovery programs or grade improvement programs, are essential to the discussion of academic performance. Lastly, multiple metrics are used to measure growth towards BUSD goals in the Local Control and Accountability Plan (LCAP). The information presented in this report is a broad preview of how BUSD is progressing towards our district goals.

District Wide Goals for 2023-2024:

1. Students will be career/college ready via high-quality instruction
2. Students will be physically, emotionally, and mentally healthy
3. Recruit and retain highly qualified employees

Discussion/Issues:

Personnel Measures – None

Monitoring and Addressing Student Progress/Growth

- Third through Eighth Grade

Local assessments are used to closely monitor student progress and address specific gaps in student learning. Students in K-8 currently use an instructional application called i-Ready for growth monitoring as well as to provide individualized intervention support. I-Ready provides diagnostic data of student performance, The I-Ready program also provides specialized instruction/activities on an individualized, small group, or whole class level to address gaps in learning. Data retrieved from i-Ready will be specifically analyzed using beginning-of-the-year assessment results as compared to end-of-the-year assessment results to understand the growth students demonstrated and the BUSD's ability to close identified gaps in student performance/learning (data included in board presentation). Additionally, CAASPP results are analyzed annually as well as grade distributions.

- Ninth through Twelfth Grade

As students prepare for graduation and college/career readiness, grade data and on-track monitoring are essential to supporting students with their post-graduation plans. BUSD closely monitors course completion to plan and prepare effective credit recovery programs as well as opportunities for grade improvement. A-G completion has been a primary focus for BUSD the past couple of years as we have identified specific opportunities for growth through professional development, collaboration, and programs aimed at increasing the number of students prepared for college. Data analyzed to monitor our progress includes our local benchmarks, Grade Distributions, and the "C or better" rate specifically for A-G courses.

Fiscal Impact:
None

Recommendation:
Robyn Anders, Director of Instructional Technology & Accountability, Instructional Services, will report to the Board of Education on multi-year academic performance, as presented.

UNIFIED ACADEMIC METRICS REPORT

BUSD Instructional Services

Robyn Anders, Ed.D.

June 5, 2025

Math Metrics



MATH ANALYSIS, DATA TRENDS, & CONTEXT

- Areas for Improvement:
  - District Subgroups in the Red CA Dashboard include Long-Term English Learners and students experiencing Homelessness
  - District Subgroups in Orange on CA Dashboard include English Learners, Hispanic, Socio-Economically Disadvantaged, Students with Disabilities, and African-American Students
  - Overall, BUSD dropped 0.94% from 22-23 to 23-24 in Math proficiency in All Grades on the CAASPP Assessment
- Success Indicators:
  - Grade Distributions are improving in the percentage of students getting "3s or 4s" or "C or better" in Math for most grade levels.
- Continuous Investigations:
  - Rigor has been increased on local assessments (District Benchmarks given during finals) in Secondary.
  - Continuing PLC work regarding vertical alignment, number sense, and math mindset.
  - Elementary focus on number sense with low-floor – high-ceiling activities and Universal Screeners for Number Sense

Grade 3 Math

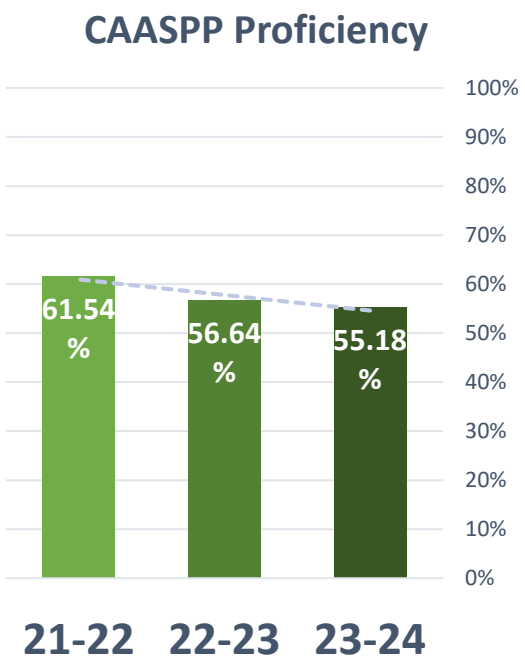
CAASPP Proficiency
100%
90%
80%
70%
60%
50%
40%
30%
20%
10%
0%
61.54 %
56.64 %
55.18 %
21-22
22-23
23-24

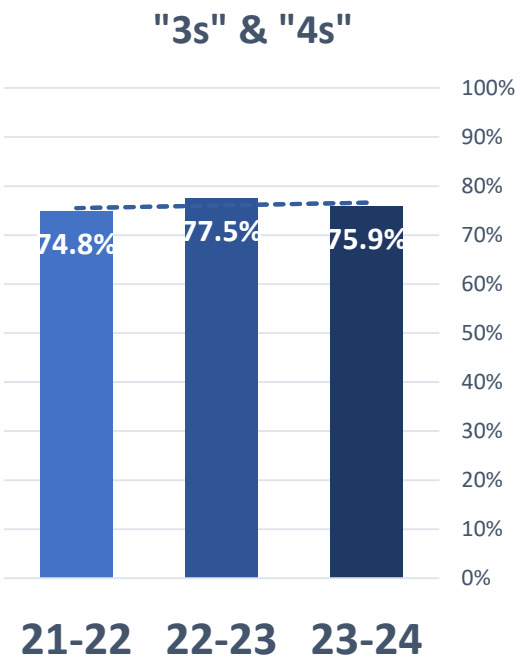
"3s" & "4s"
100%
90%
80%
70%
60%
50%
40%
30%
20%
10%
0%
74.8%
77.5%
75.9%
21-22
22-23
23-24

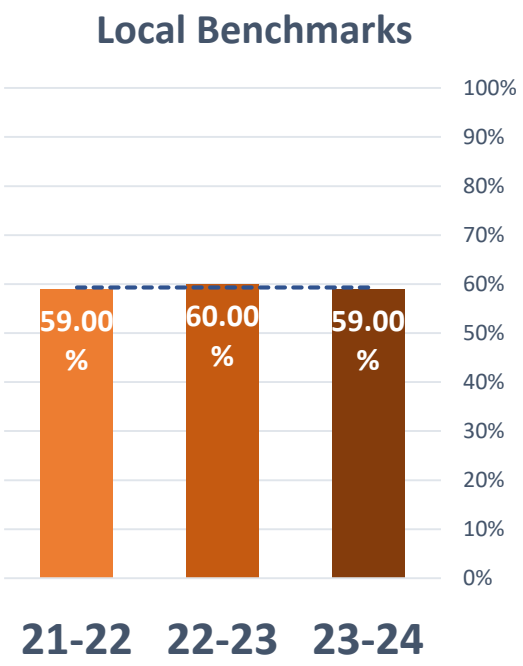
Local Benchmarks
100%
90%
80%
70%
60%
50%
40%
30%
20%
10%
0%
59.00 %
60.00 %
59.00 %
21-22
22-23
23-24

Grade 4 Math

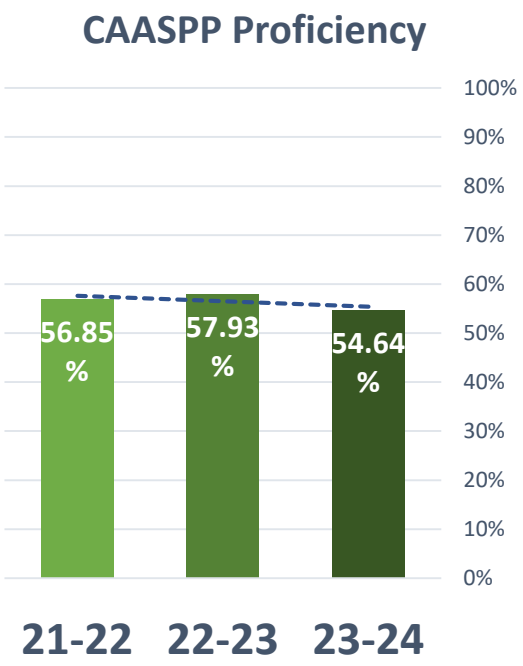
CAASPP Proficiency
100%
90%
80%
70%
60%
50%
40%
30%
20%
10%
0%
56.85 %
57.93 %
54.64 %
21-22
22-23
23-24

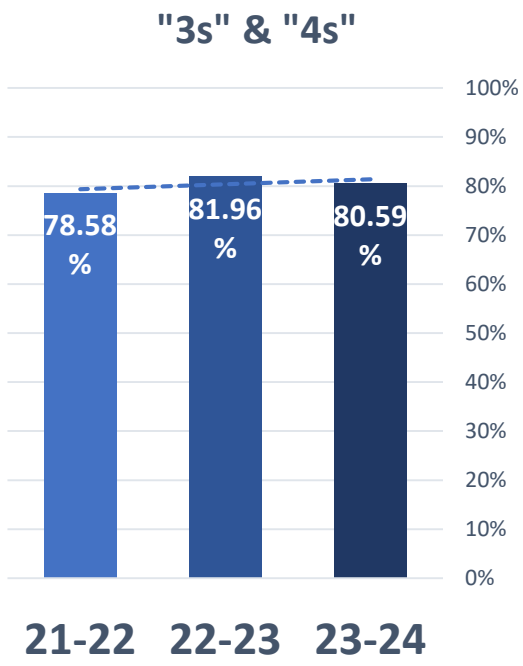
"3s" & "4s"
100%
90%
80%
70%
60%
50%
40%
30%
20%
10%
0%
78.58 %
81.96 %
80.59 %
21-22
22-23
23-24

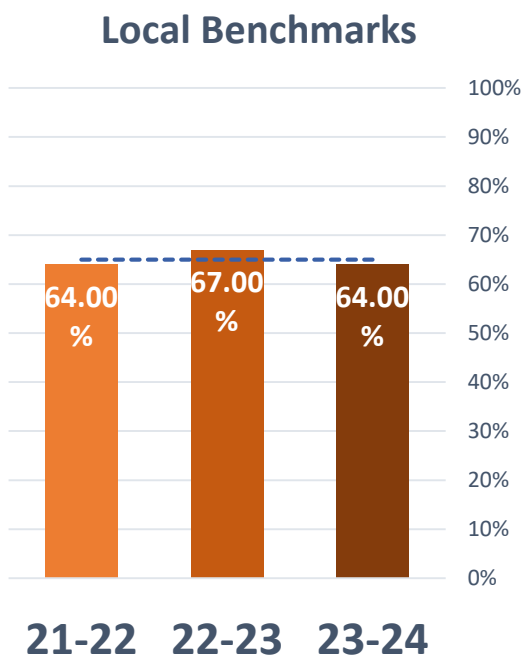
Local Benchmarks
100%
90%
80%
70%
60%
50%
40%
30%
20%
10%
0%
64.00 %
67.00 %
64.00 %
21-22
22-23
23-24

Grade 5 Math

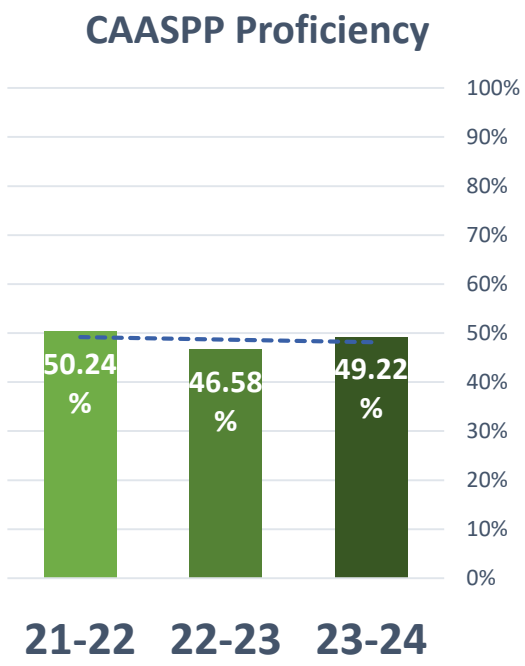

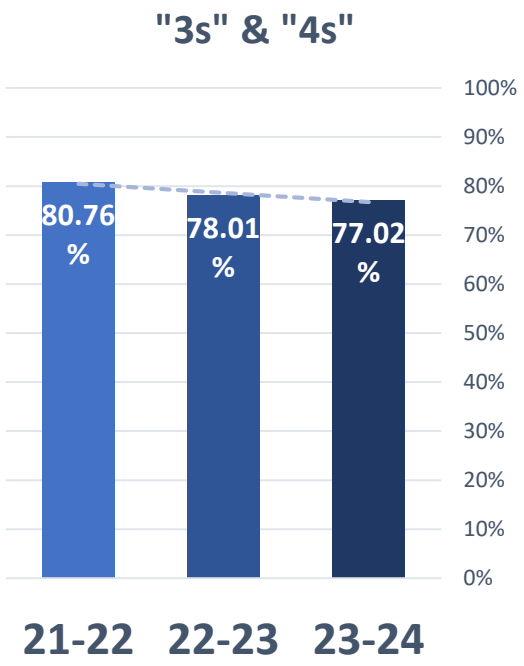

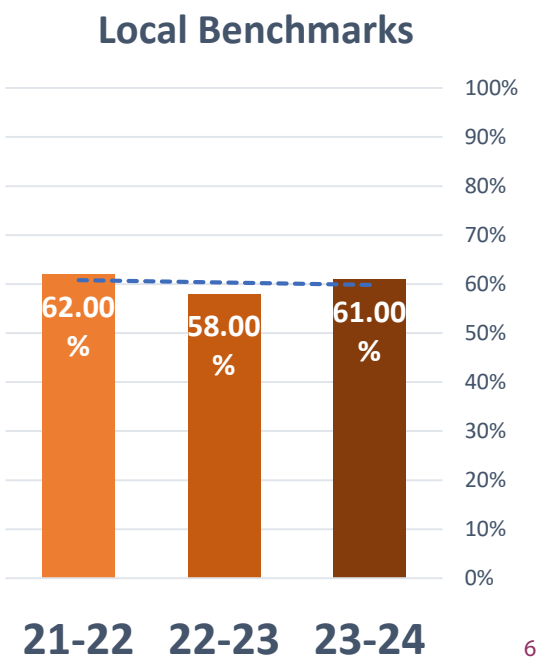

6

Grade 6 Math

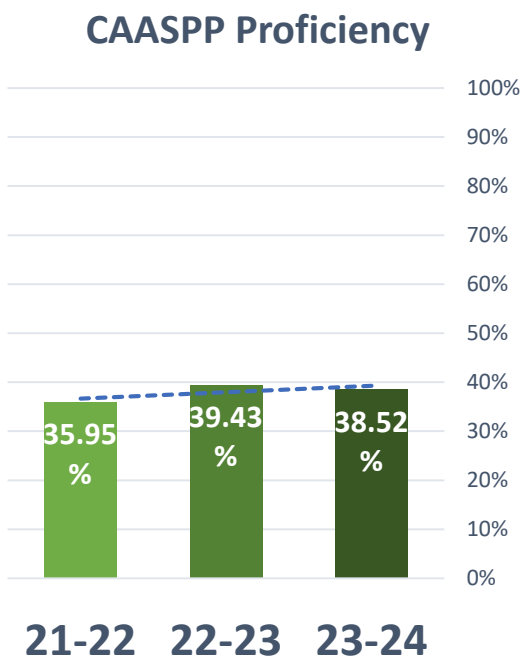
CAASPP Proficiency
100%
90%
80%
70%
60%
50%
40%
30%
20%
10%
0%
35.95 %
39.43 %
38.52 %
21-22
22-23
23-24

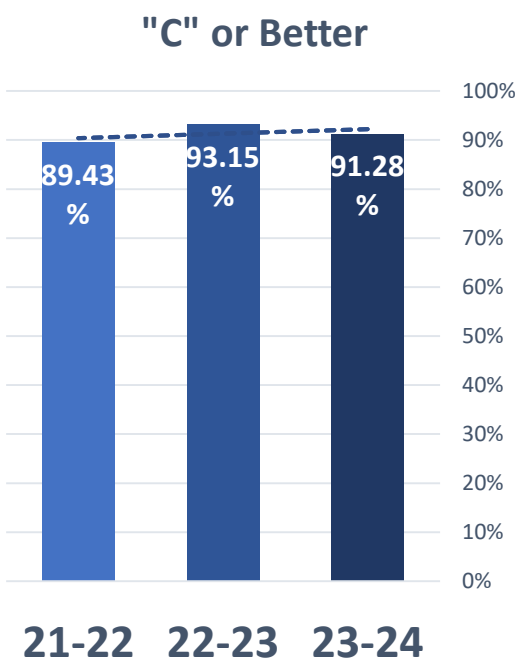
"C" or Better
100%
90%
80%
70%
60%
50%
40%
30%
20%
10%
0%
89.43 %
93.15 %
91.28 %
21-22
22-23
23-24

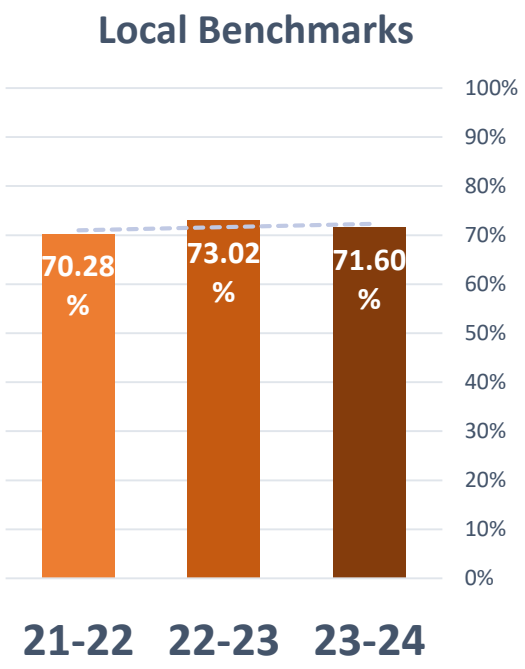
Local Benchmarks
100%
90%
80%
70%
60%
50%
40%
30%
20%
10%
0%
70.28 %
73.02 %
71.60 %
21-22
22-23
23-24

Grade 7 Math

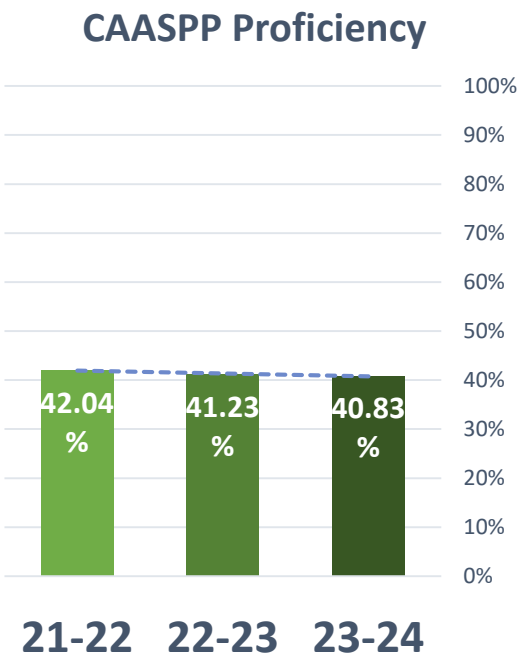
CAASPP Proficiency
100%
90%
80%
70%
60%
50%
40%
30%
20%
10%
0%
42.04 %
41.23 %
40.83 %
21-22
22-23
23-24

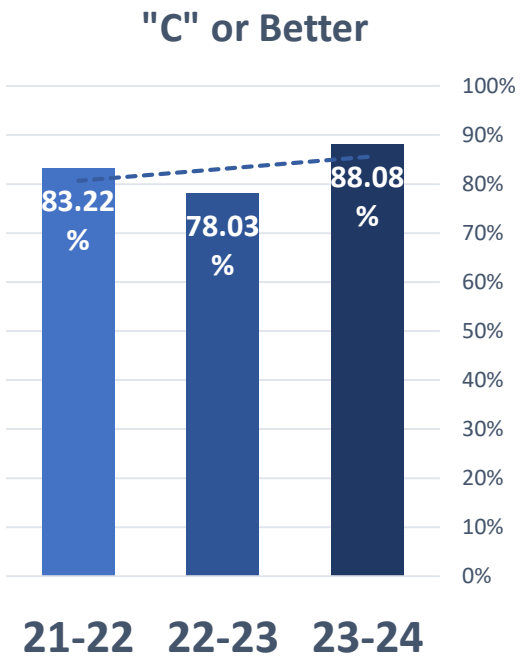
"C" or Better
100%
90%
80%
70%
60%
50%
40%
30%
20%
10%
0%
83.22 %
78.03 %
88.08 %
21-22
22-23
23-24

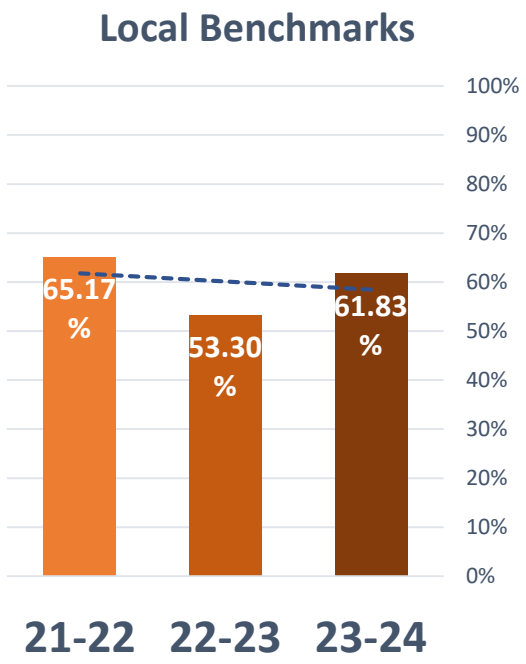
Local Benchmarks
100%
90%
80%
70%
60%
50%
40%
30%
20%
10%
0%
65.17 %
53.30 %
61.83 %
21-22
22-23
23-24

Grade 8 Math

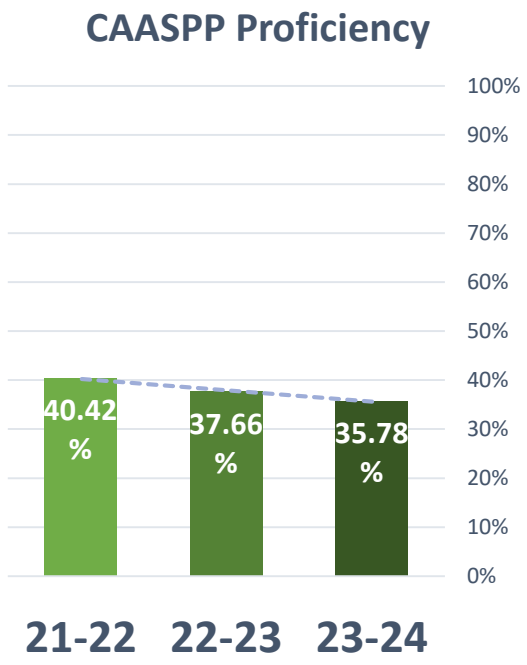
CAASPP Proficiency
100%
90%
80%
70%
60%
50%
40%
30%
20%
10%
0%
40.42 %
37.66 %
35.78 %
21-22
22-23
23-24

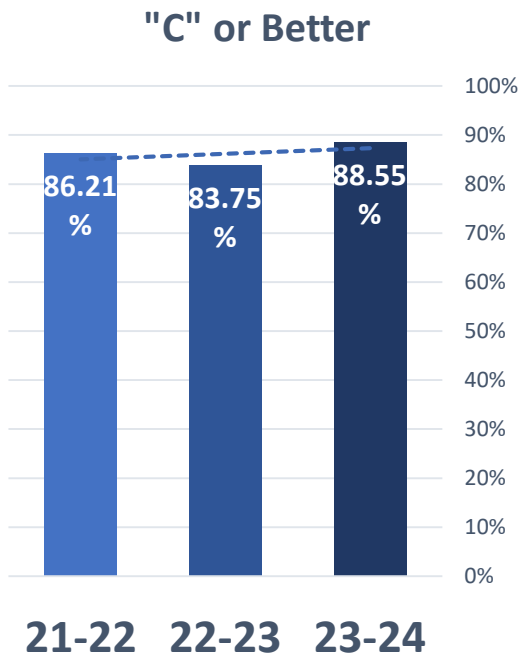
"C" or Better
100%
90%
80%
70%
60%
50%
40%
30%
20%
10%
0%
86.21 %
83.75 %
88.55 %
21-22
22-23
23-24

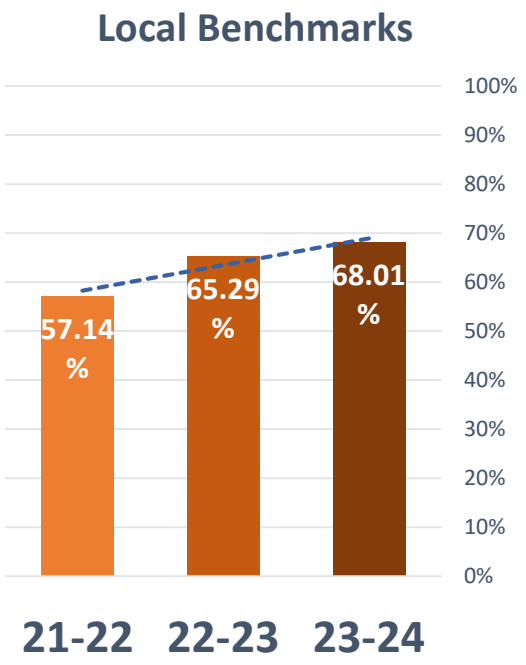
Local Benchmarks
100%
90%
80%
70%
60%
50%
40%
30%
20%
10%
0%
57.14 %
65.29 %
68.01 %
21-22
22-23
23-24

Grade 9 Math

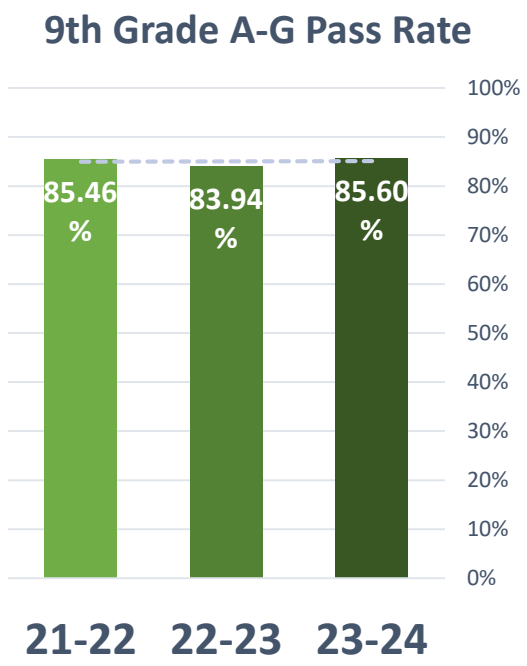
9th Grade A-G Pass Rate
100%
90%
80%
70%
60%
50%
40%
30%
20%
10%
0%
85.46 %
83.94 %
85.60 %
21-22
22-23
23-24

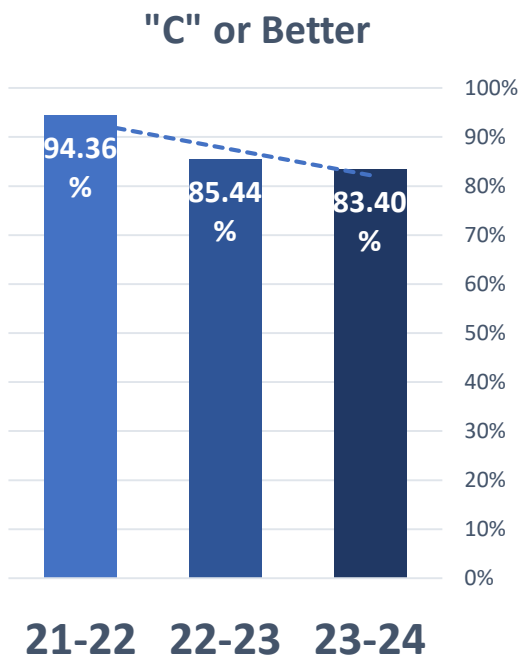
"C" or Better
100%
90%
80%
70%
60%
50%
40%
30%
20%
10%
0%
94.36 %
85.44 %
83.40 %
21-22
22-23
23-24

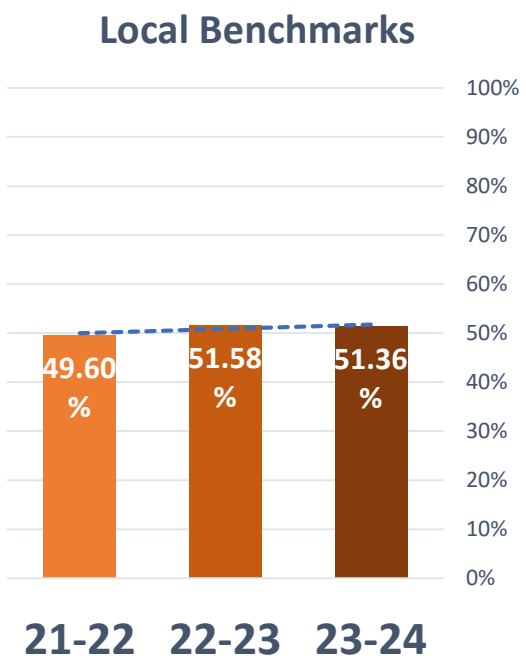
Local Benchmarks
100%
90%
80%
70%
60%
50%
40%
30%
20%
10%
0%
49.60 %
51.58 %
51.36 %
21-22
22-23
23-24

Grade 10 Math

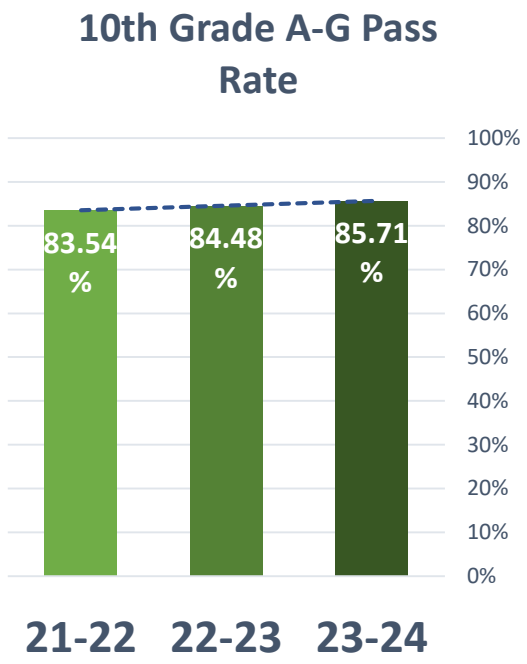

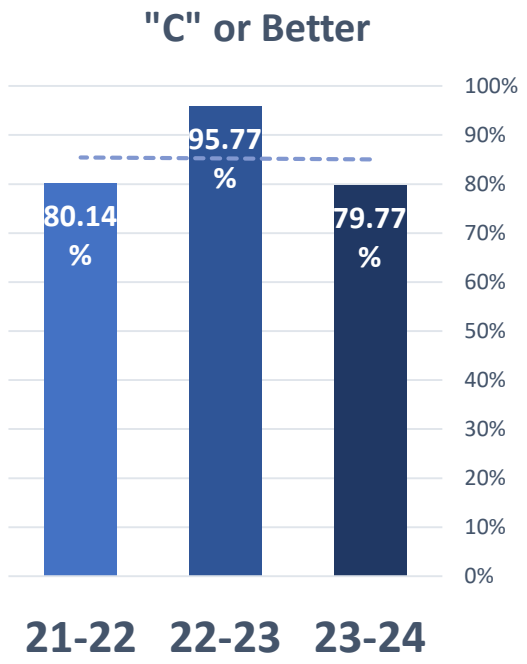

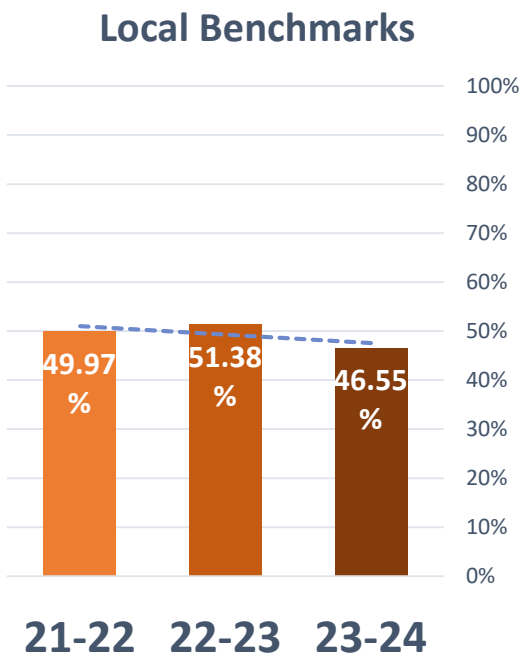

Grade 11 Math

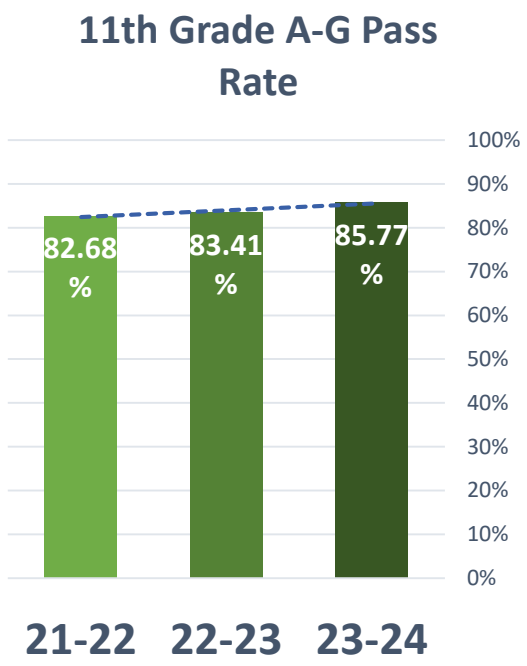

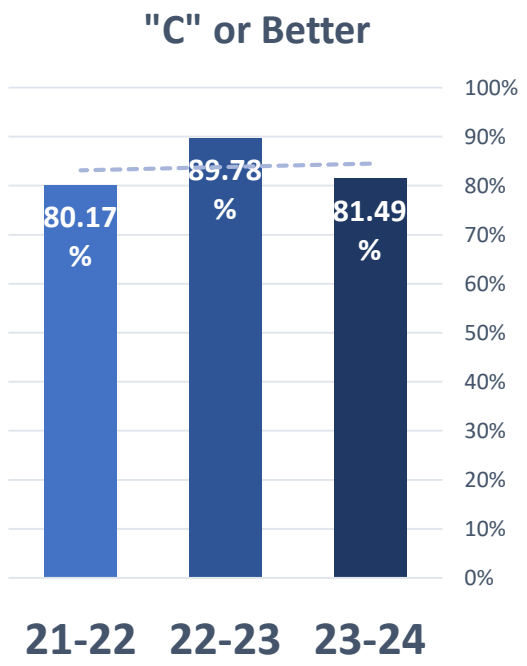

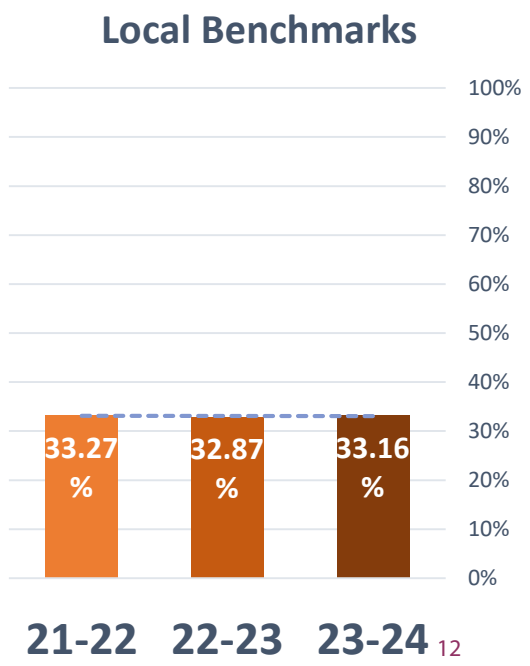

12

Grade 12 Math

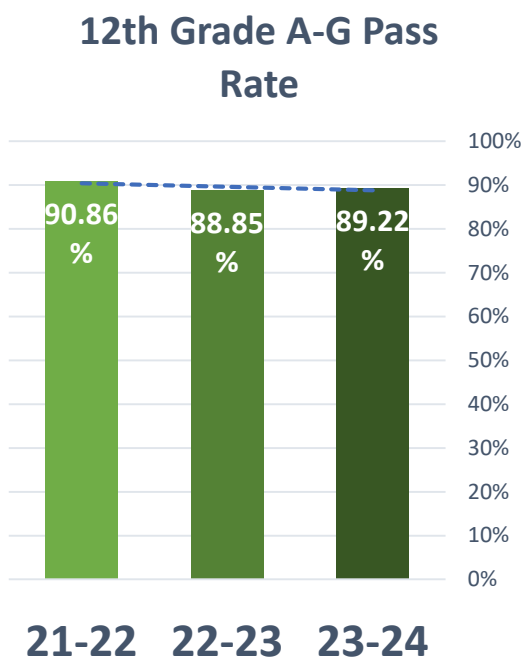

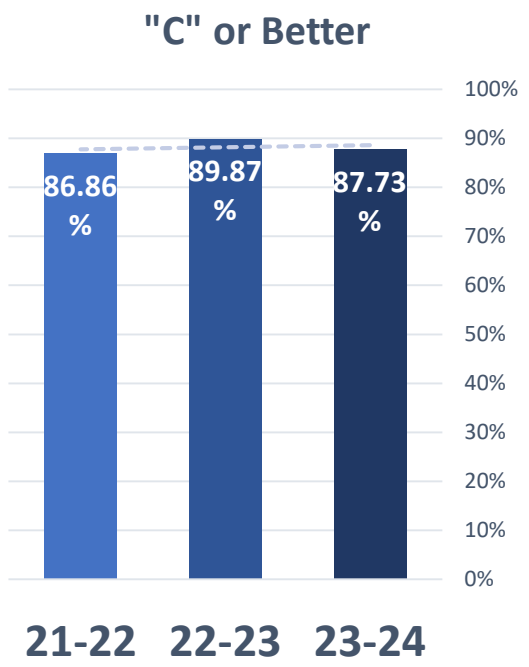

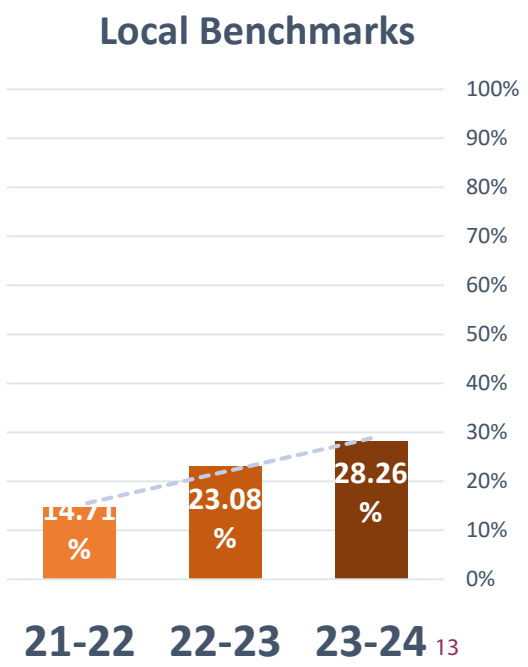

13

English Language Arts Metrics



ELA ANALYSIS, DATA TRENDS, & CONTEXT

- Areas for Improvement:
  - District Subgroups in Red on the CA Dashboard include Long-Term English Learners
  - District Subgroups in Orange on the CA Dashboard include Students with Disabilities, English Learners, Hispanic, Socio-Economically Disadvantaged, and students experiencing homelessness.
  - Overall, BUSD dropped 2.05% from 22-23 to 23-24 in ELA proficiency in All Grades on the CAASPP Assessment
  - Writing and Research is an area for improvement on the CAASPP ELA Assessment.
- Success Indicators:
  - District subgroups in Green or Blue on the CA Dashboard include Asian, Two or More Races, Filipino, & White.
- Continuous Investigations and Discussion:
  - Continuous discussions about local assessments and alignment to grade-level standards on CAASPP Assessments.
  - Professional Learning Community work has begun in secondary in collaboration with CA Ed Partners.

Grade 3 English Language Arts

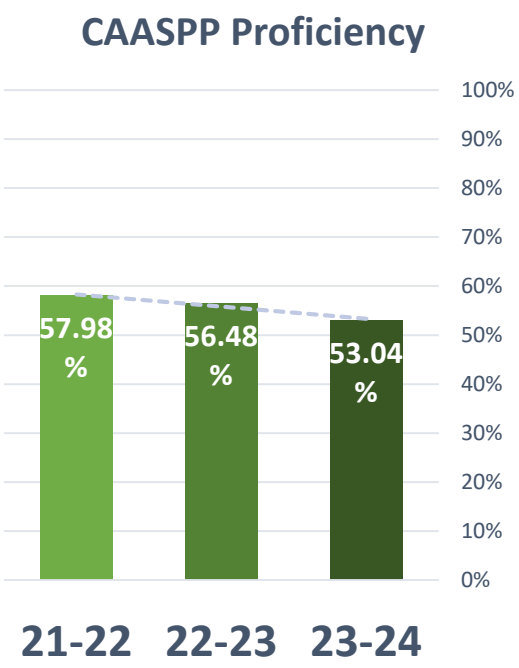

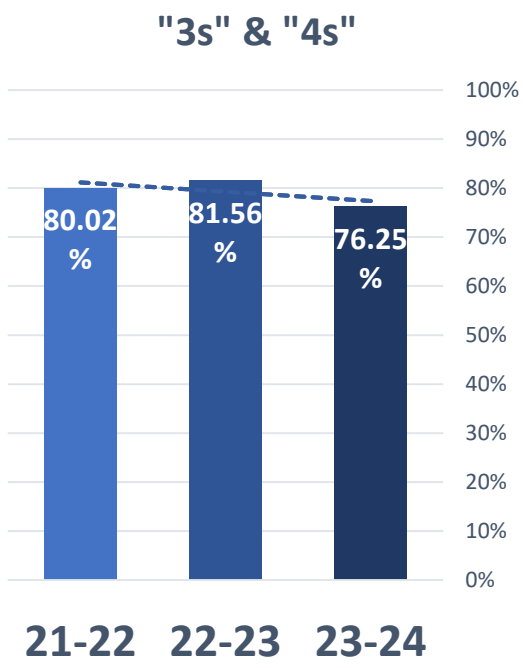

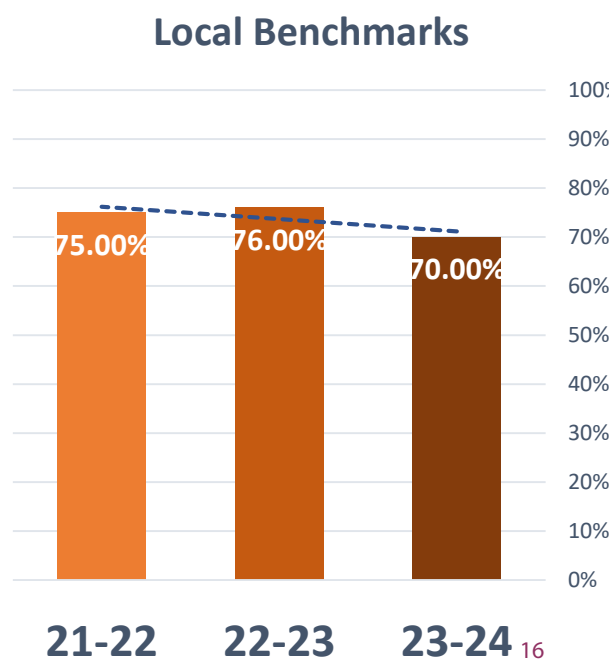

16

Grade 4 English Language Arts

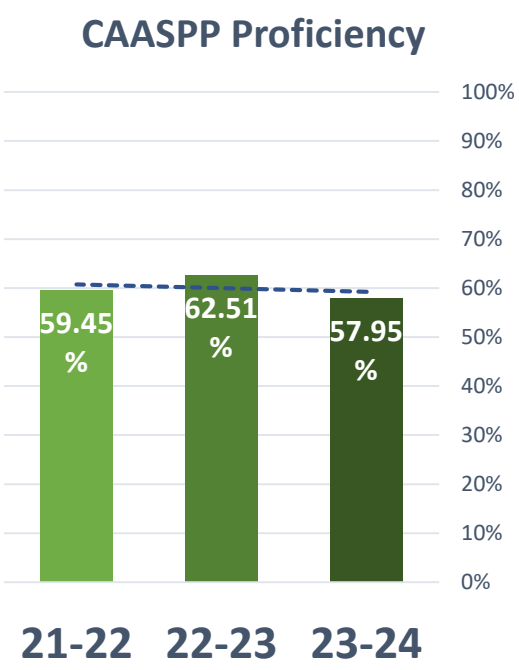

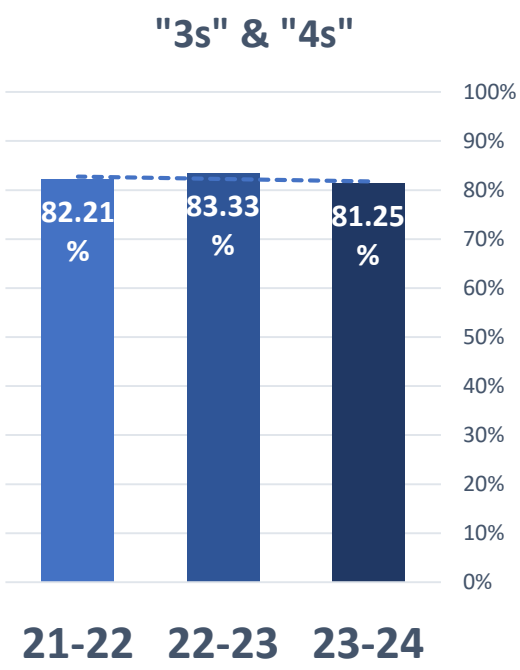

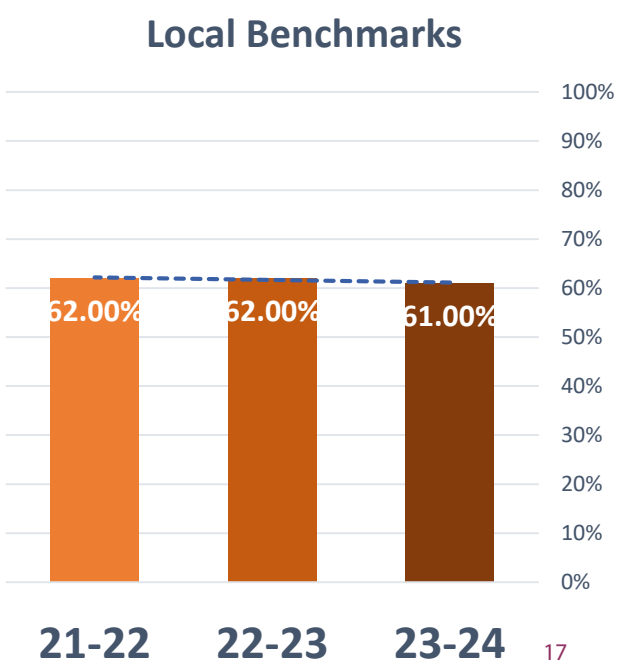

17

Grade 5 English Language Arts

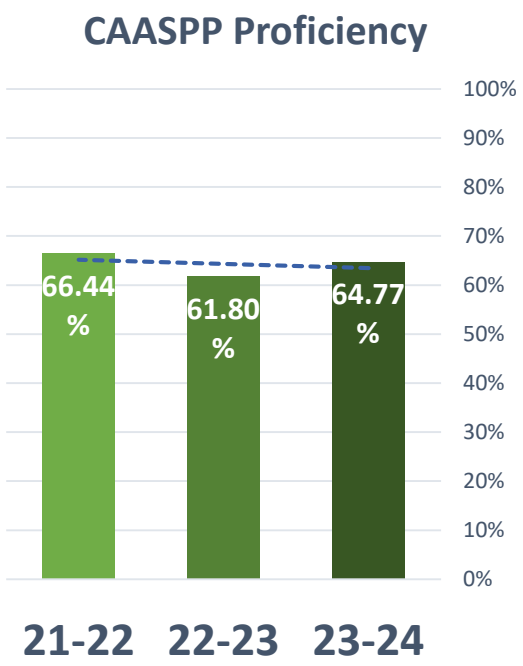

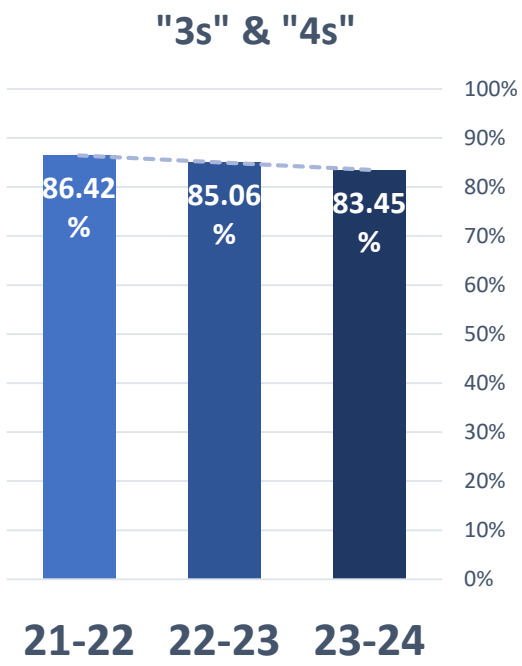

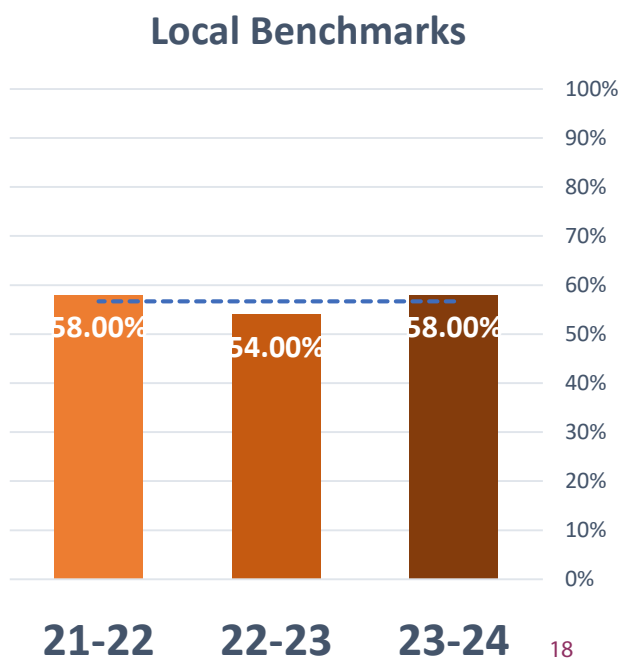

18

Grade 6 English Language Arts

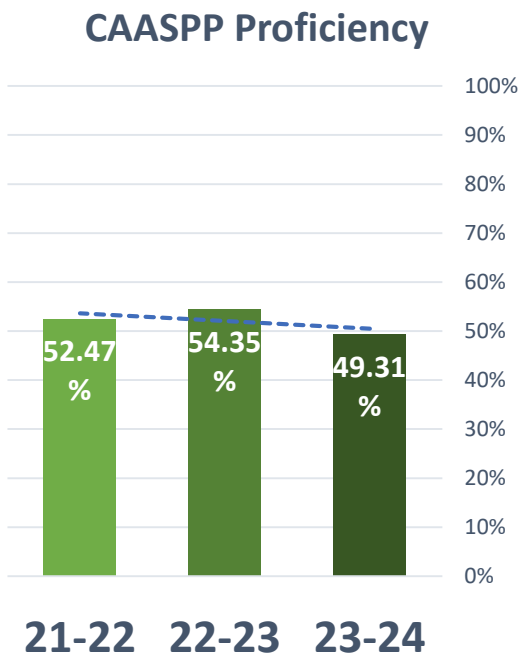

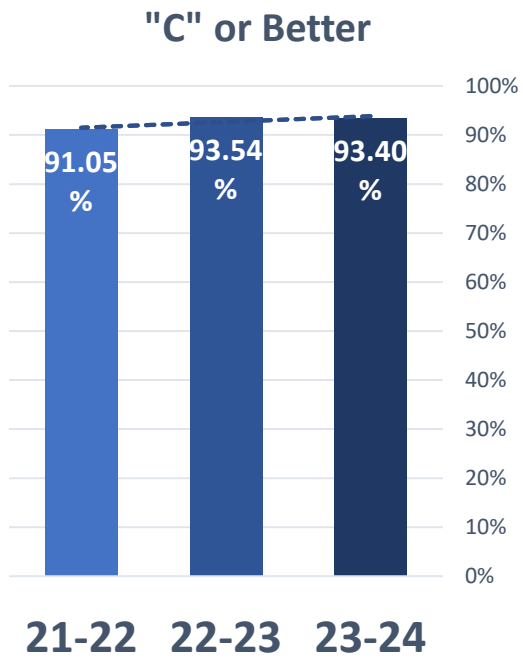

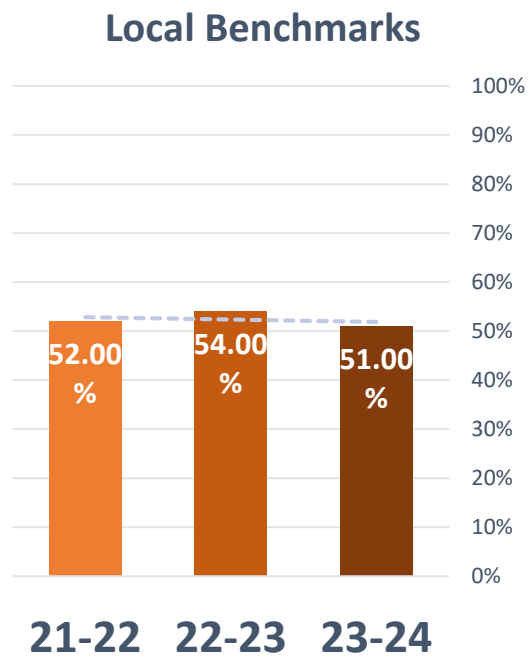

Grade 7 English Language Arts

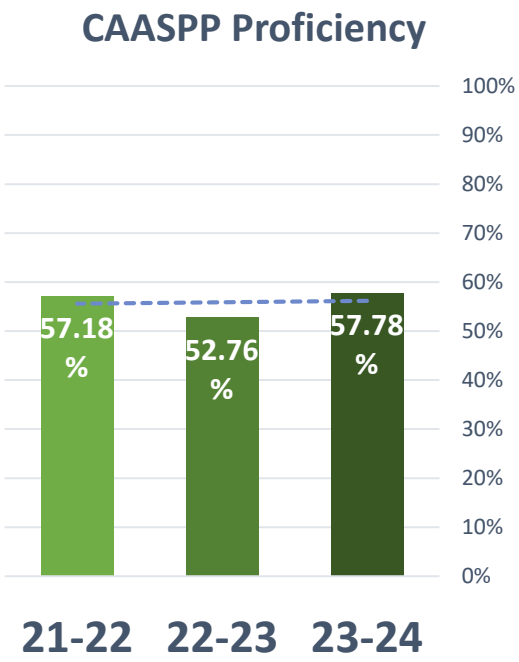

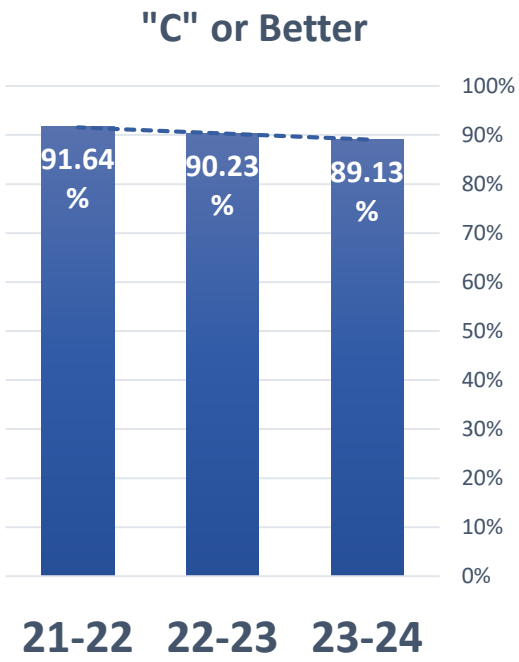

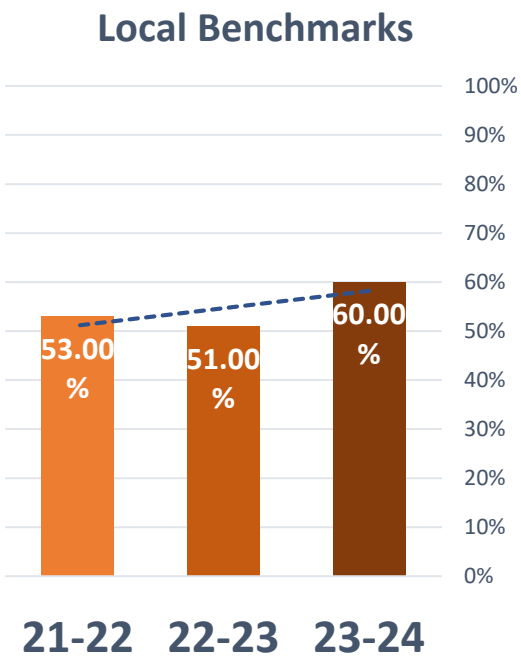

Grade 8 English Language Arts

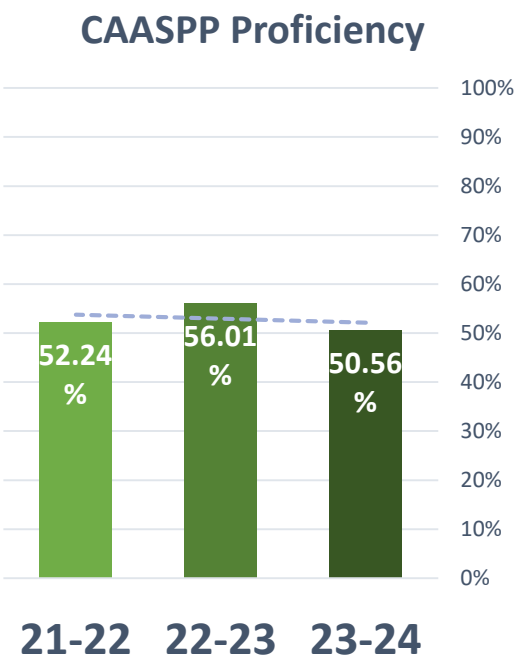

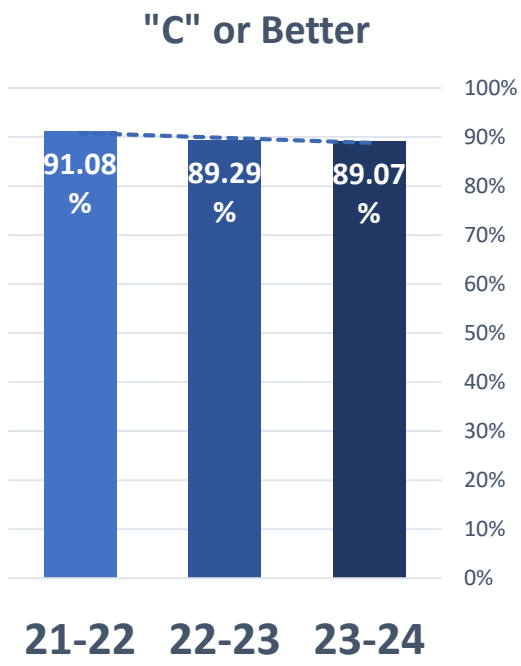

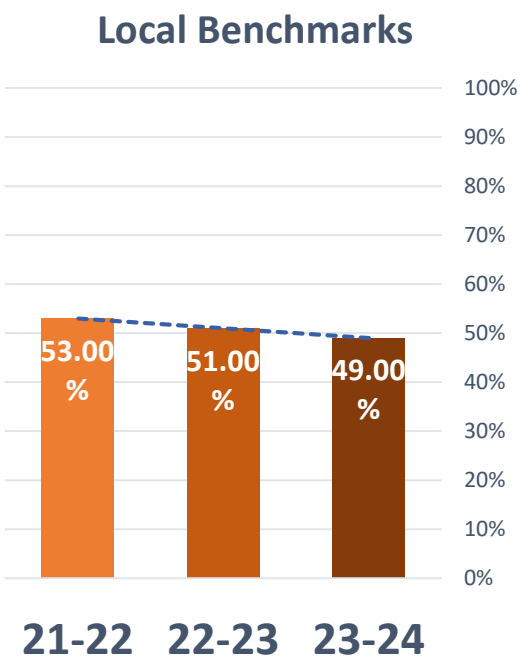

Grade 9 English Language Arts

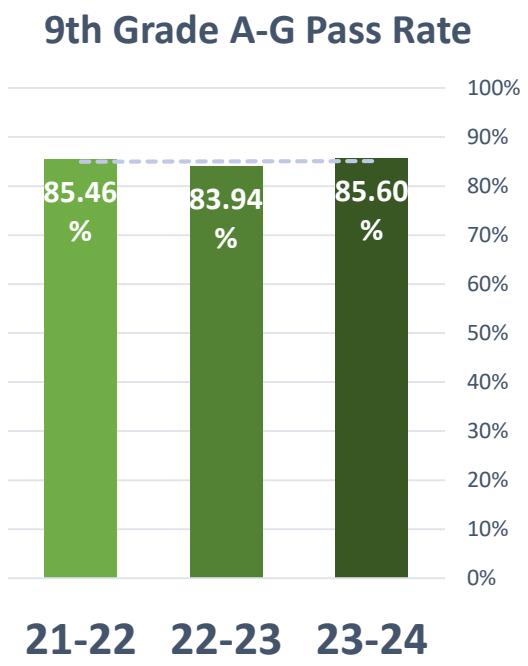

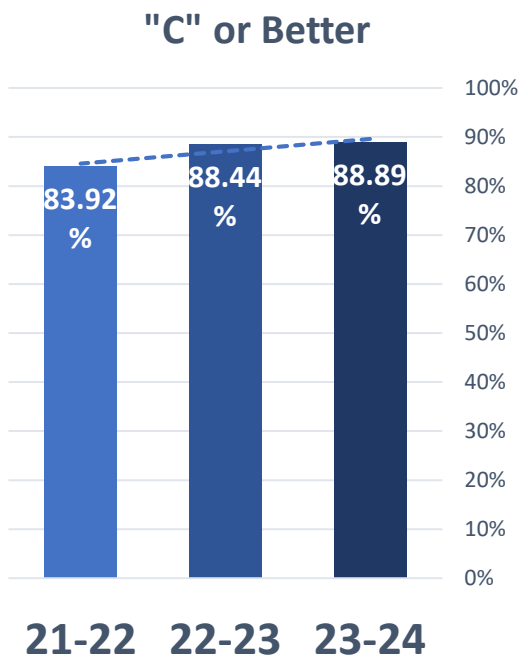

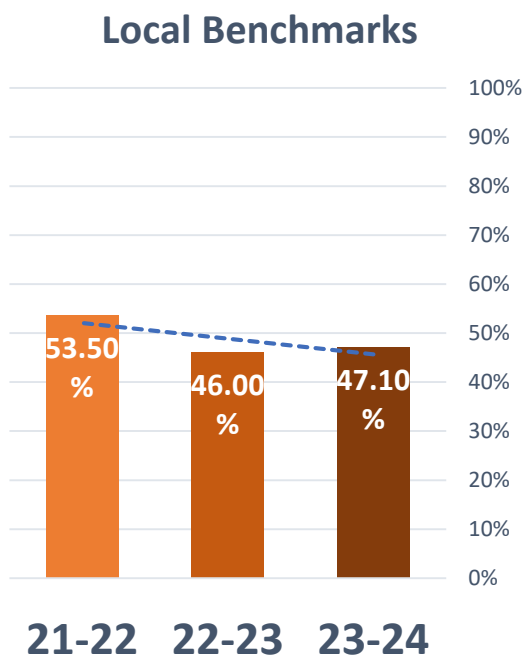

Grade 10 Englishanguage Arts

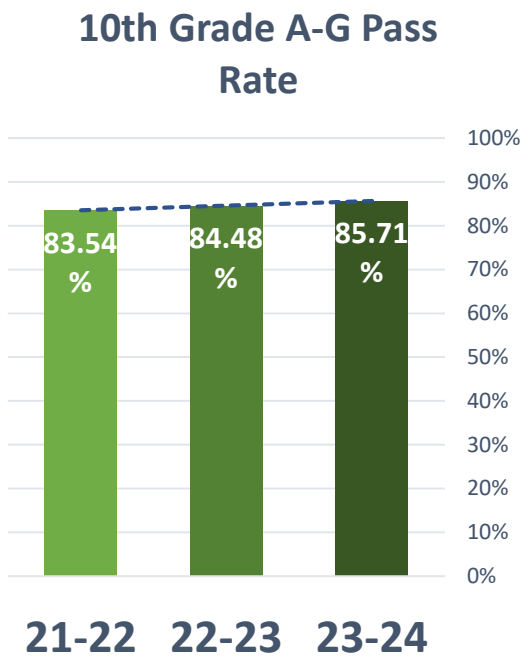

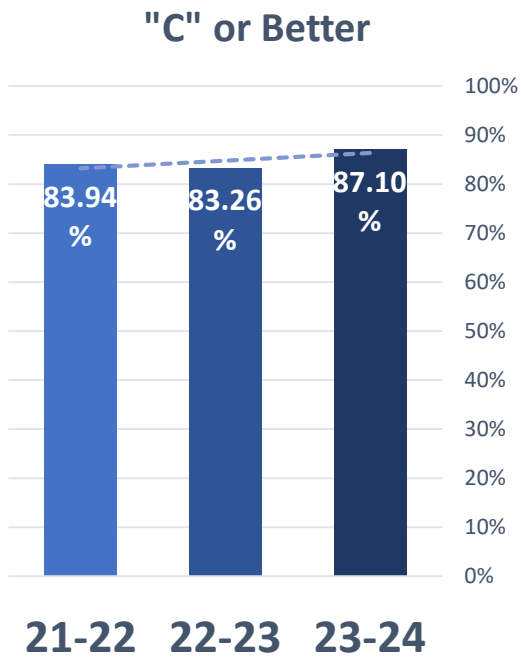

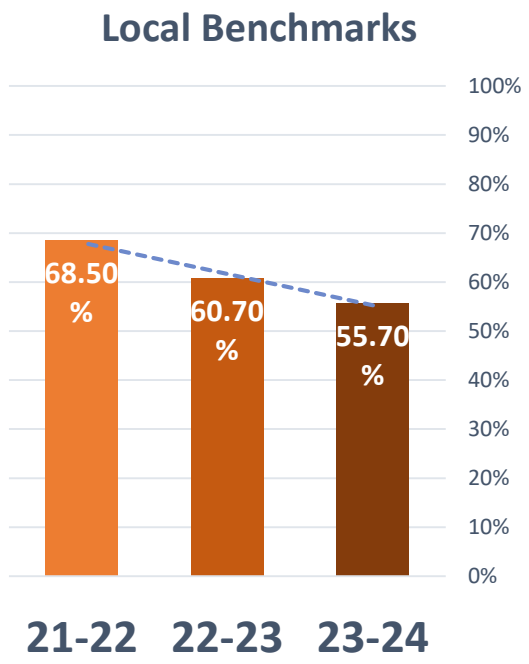

Grade 11 Englishanguage Arts

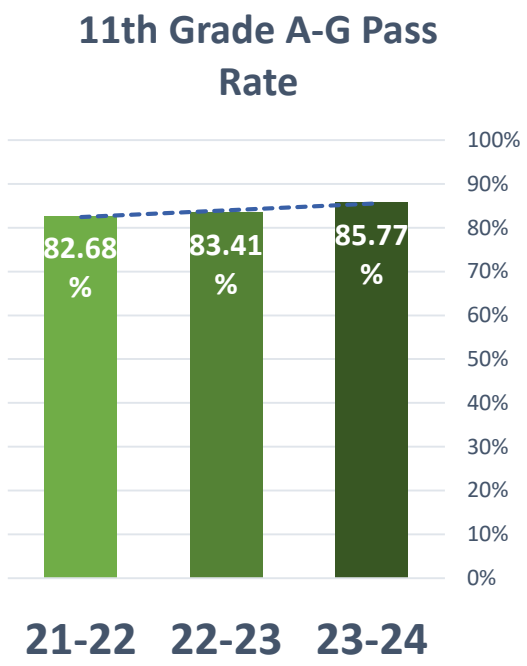

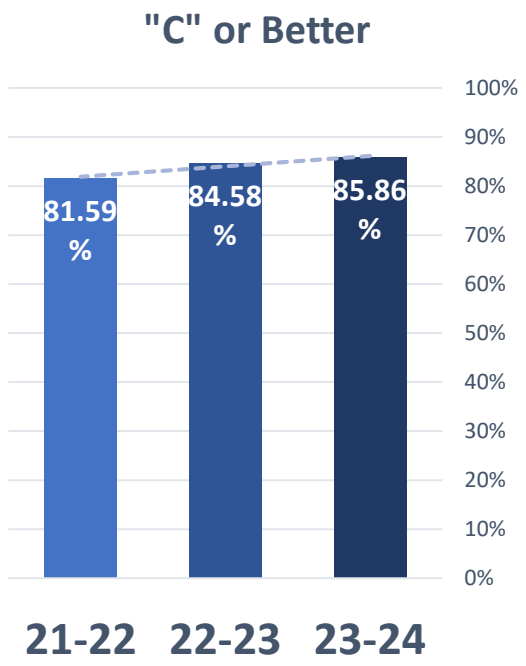

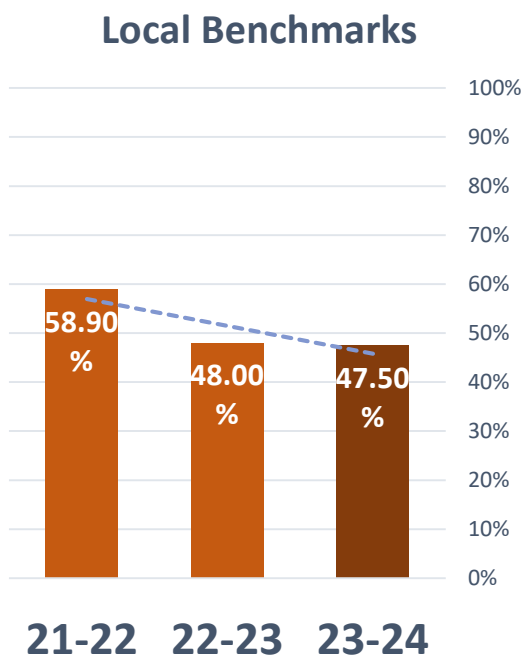

Grade 12 Englishanguage Arts

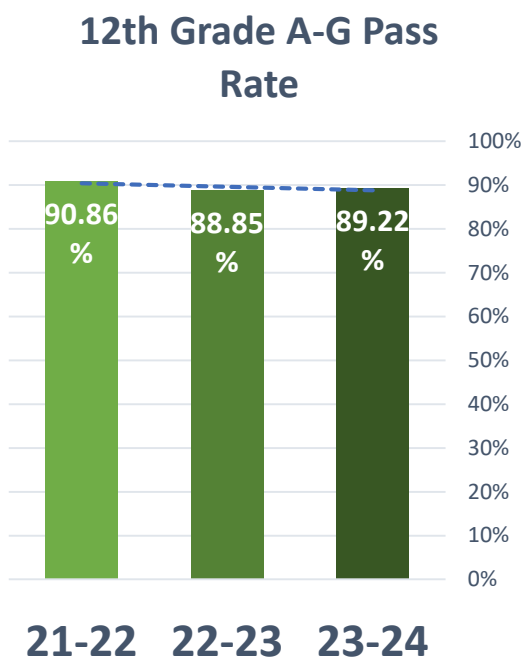

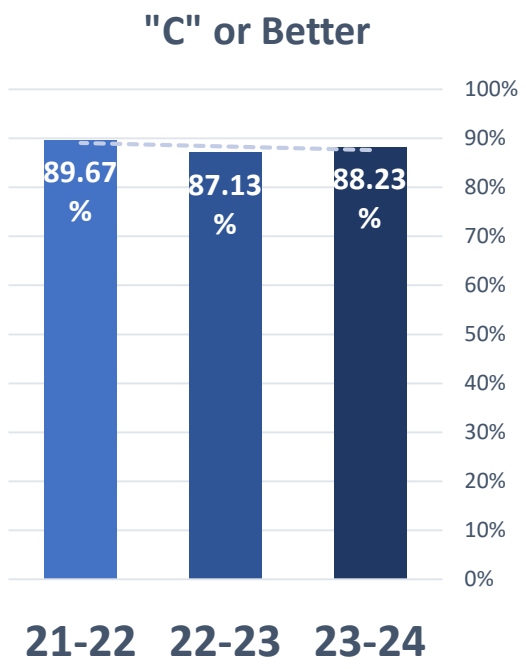

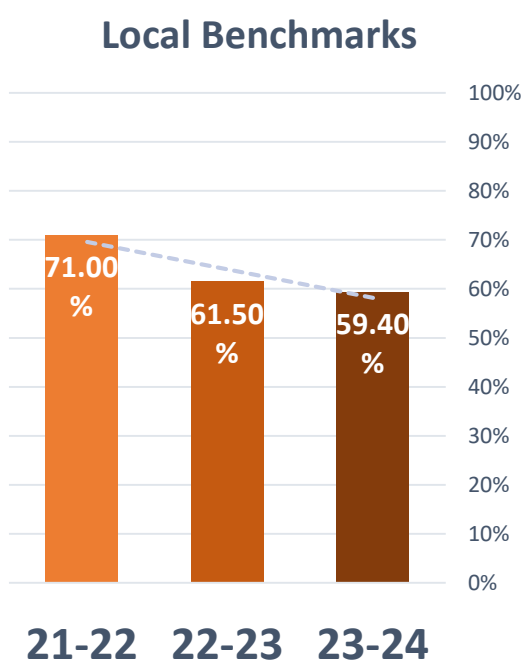

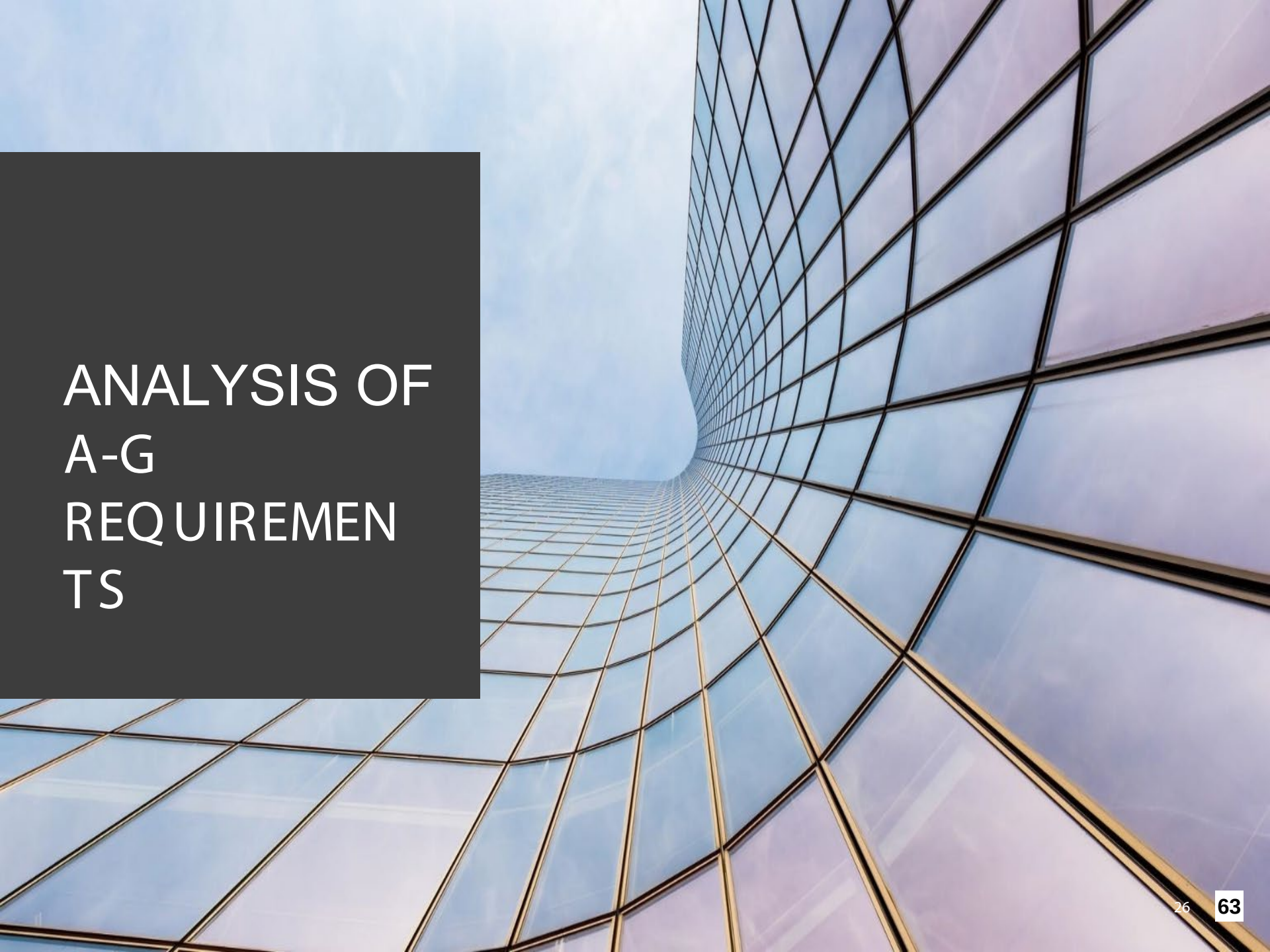

ANALYSIS OF A-G REQUIREMENTS

A-G Course Pass Rates by Grade

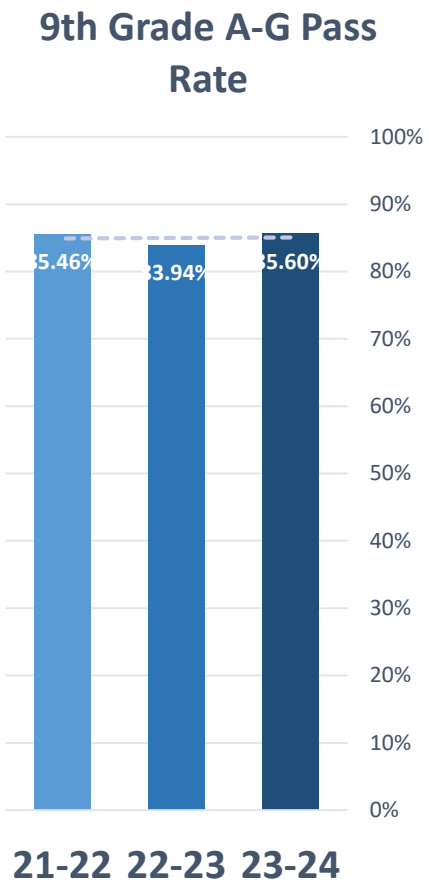

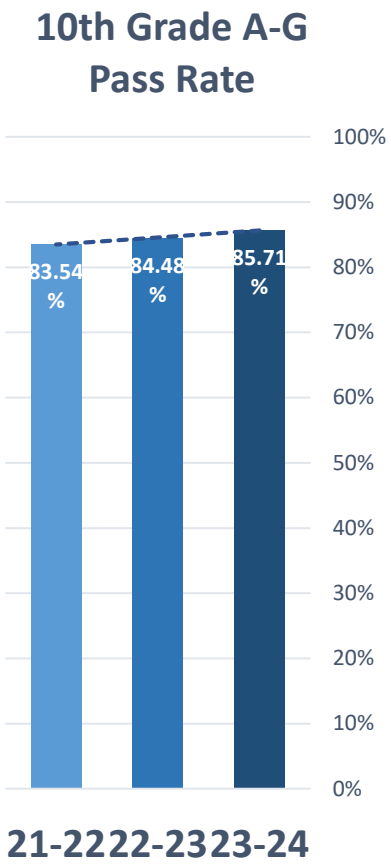

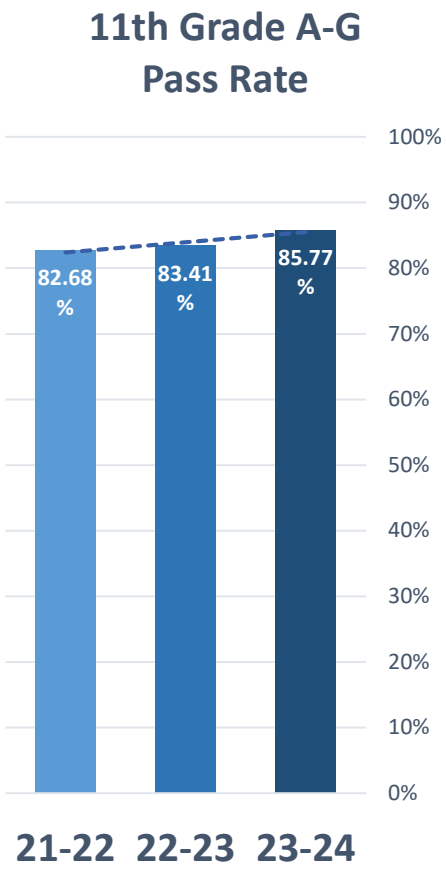

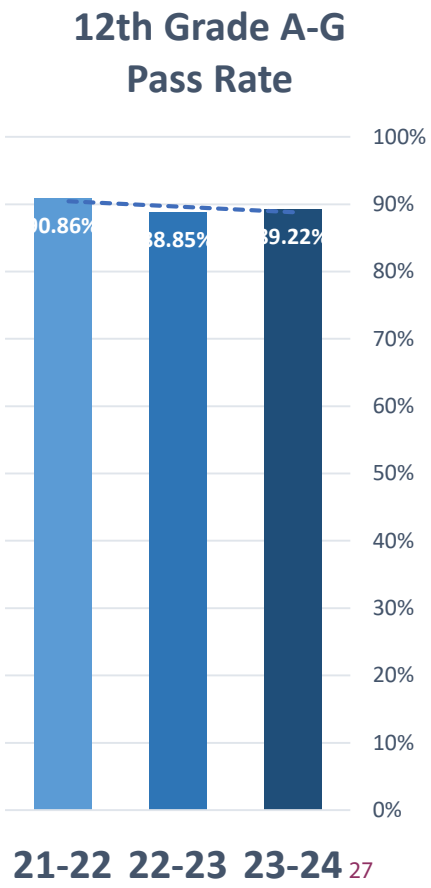

27

A-G Course Pass Rates by Course

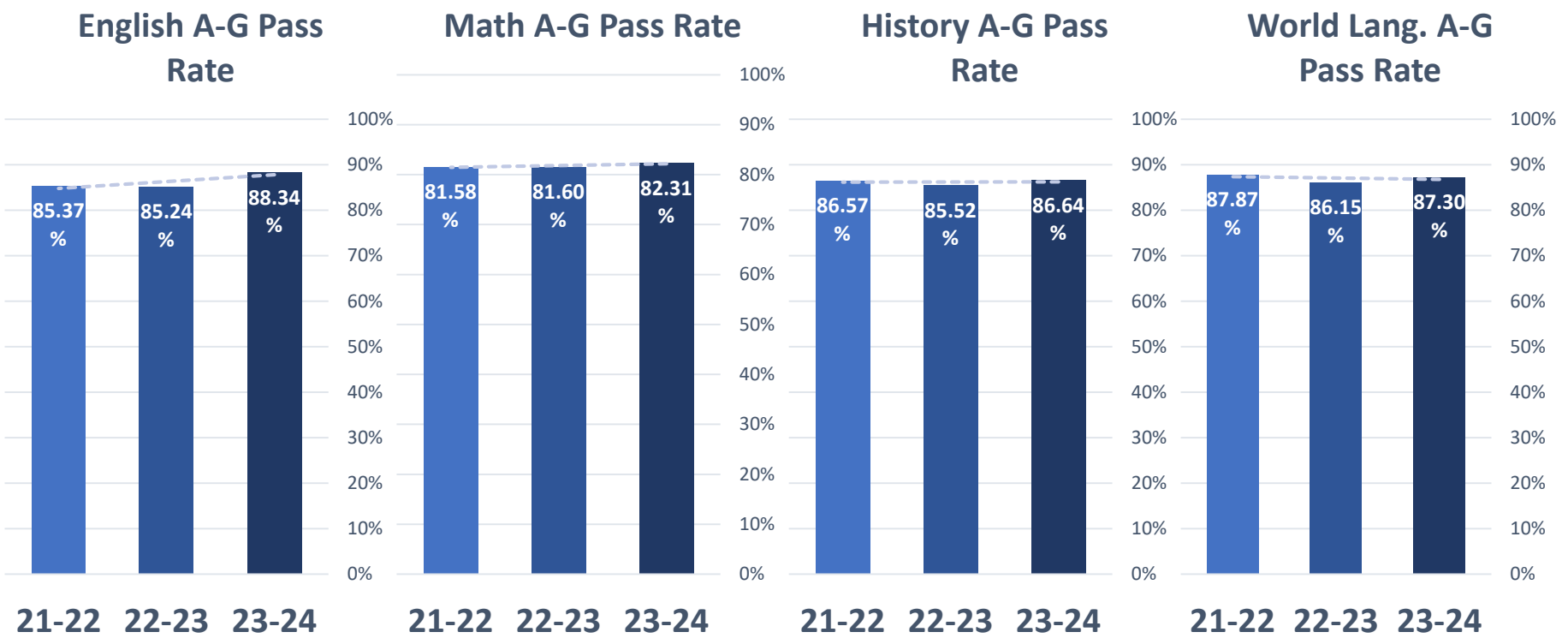

28

A-G Course Pass Rates by Course Continued

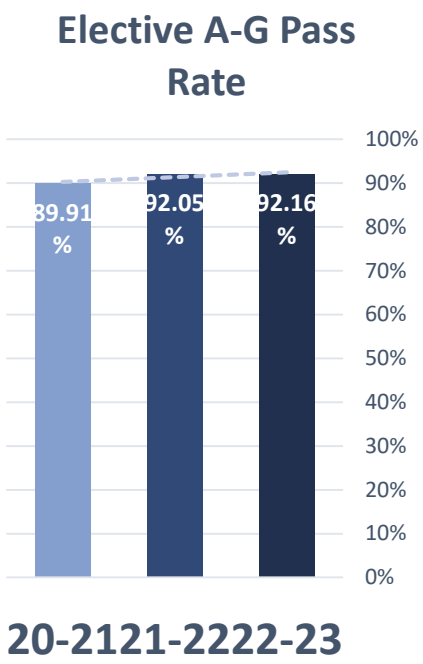

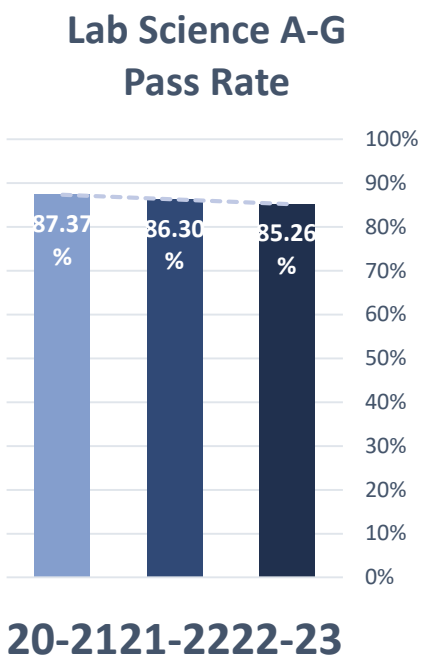

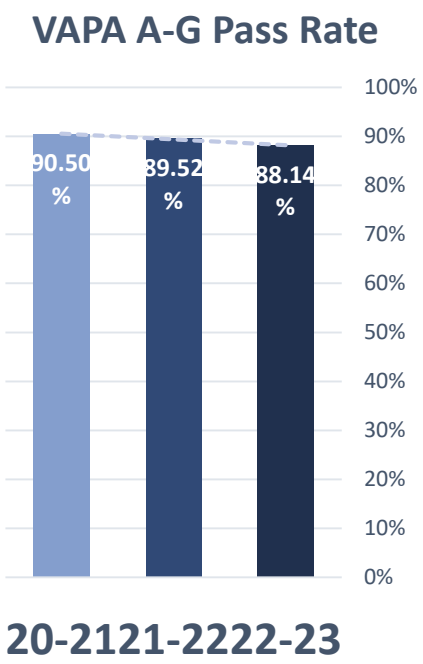

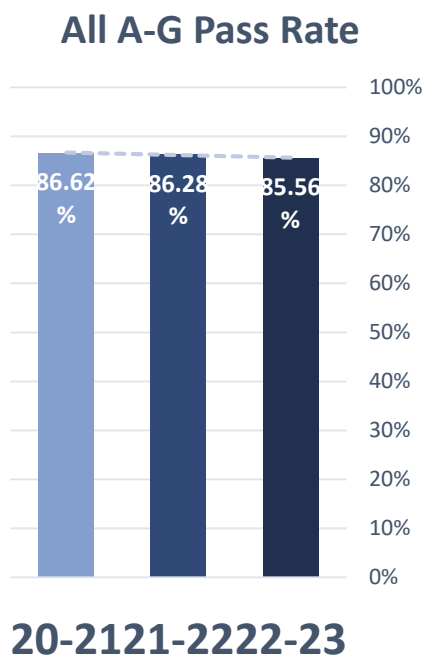







A-G Problem Areas

The following have pass rates (C or Better) lower than 83%

- 10th Grade English in
  - 21-22 – 82.08%
  - 22-23 – 82.36%
  - 23-24 – 88.42% (Better!)
- 9th Grade Science
  - 23-24 – 80.00%
- 10th Grade Science
  - 21-22 – 82.26%
  - 22-23 – 81.78%
- 9th Grade World Language
  - 23-24 – 81.82%

Mathematics	23-24	22-23	21-22
All Grades	82.31%	81.60%	81.58%
9th Grade	83.26%	82.71%	82.13%
10 Grade	79.71%	80.22%	79.92%
11 Grade	80.88%	78.81%	79.25%

THANK YOU

- BUSD Instructional Services
- Robyn Anders Ed.D.
- robynanders@ burbankusd.org
- www.burbankusd.org

BURBANK UNIFIED SCHOOL DISTRICT
Equity and Excellence



Burbank Unified School District
Administrative Services

REPORT TO THE BOARD

TO:	Members of the Board of Education
FROM:	Andrew Cantwell, Assistant Superintendent of Administrative Services
PREPARED BY:	Mariam Abdelhamid, Ph.D., Director of Fiscal Services
SUBMITTED BY:	Terri Ramirez-Adams, Senior Administrative Assistant
DATE:	June 5, 2025
SUBJECT:	Public Hearing on the 2025-2026 Local Control and Accountability Plan (LCAP) and Budget

---

Background:

The Burbank Unified School District must prepare an annual budget for the fiscal year July 1 through June 30 which must be reviewed and approved and submitted to LA County Office of Education on or before July 1 of the fiscal year (LACOE has always asked for it by June 30). This budget is based upon assumptions regarding projected enrollment and state and federal funding among other factors. Once adopted by the Board of Education, the adopted budget is submitted to the County Office of Education for review and approval before forwarding to the State Department of Education.

Discussion/Issues:

The Board of Education will conduct a public hearing on the 2025-2026 Budget of the District for the year ending June 30, 2026. Final Adoption will be on June 26 as required by Education Code Section 42103 and 52062.

Fiscal Impact:

There is no fiscal impact in adopting the budget. However, not having a budget adopted by the statutory time lines would lead to the County withholding funding until it is received, including payroll.

Recommendation:

The Board of Education will conduct a public hearing to receive input from any interested parties on the District's 2025-2026 Local Control and Accountability Plan (LCAP) and Budget which have been made available for public review prior to the Board meeting per Education Code Section 42103 and 52062, as presented.

Burbank Unified School District
Administrative Services

REPORT TO THE BOARD

TO:	Members of the Board of Education
FROM:	Andrew Cantwell, Assistant Superintendent of Administrative Services
PREPARED BY:	Mariam Abdelhamid, Ph.D., Director of Fiscal Services
SUBMITTED BY:	Terri Ramirez-Adams, Senior Administrative Assistant
DATE:	June 5, 2025
SUBJECT:	First Reading of the 2025-2026 Proposed Budget

Background:

The Burbank Unified School District must prepare an annual budget for the fiscal year July 1 through June 30 which must be reviewed and approved and submitted to LA County Office of Education on or before July 1 of the fiscal year (LACOE has always asked for it by June 30). This budget is based upon assumptions regarding projected enrollment and state and federal funding among other factors. Once adopted by the Board of Education, the adopted budget is submitted to the County Office of Education for review and approval before forwarding to the State Department of Education.

Discussion/Issues:

The Board of Education will conduct a public hearing on the 2025-2026 Budget of the District for the year ending June 30, 2026. Final Adoption will be on June 26, 2025 as required by Education Code Section 42103 and 52062.

Fiscal Impact:

There is no fiscal impact in adopting the budget. However, not having a budget adopted by the statutory time lines would lead to the County withholding funding until it is received, including payroll.

Recommendation:

Andrew Cantwell, Assistant Superintendent of Administrative Services, will report on the District's 2025-2026 Proposed Budget, as presented.



Office of Administrative Services
2024-25 Estimated Actuals and
2025-26 Proposed Adopted Budget

Revenue Assumptions

The following revenue assumptions are for estimated actuals 2024-25, the proposed budget 2025-26 and the multi-year projection for fiscal years 2026-27 and 2027-28.

Based on the Governor's May Revision of his proposed 2024-25 budget and per the Los Angeles County Department of Education (LACOE), Burbank USD is projecting its Local Control Funding Formula (LCFF) revenues based off of AB 1948. School districts will be funded on the greater of current year, prior year, or the average of the most recent three-year prior years' ADA. Burbank USD is experiencing declining enrollment due to the effects of COVID-19 and is utilizing the average of the most recent three-year prior years for its ADA projection.

Projected Funded ADA – based on AB 1948 and 94% of Enrollment

2024-25	2025-26	2026-27	2027-28
13,519	**13,321**	**13,188**	**13,057**

Combined Unrestricted and Restricted Overview:

	Estimated Actuals 2024-25	Proposed Budget 2025-26	Projected Budget 2026-27	Projected Budget 2027-28
LCFF Source Revenues	$165,266,871	$170,073,136	$174,022,360	$178,649,839
Federal Revenues	$7,309,412	$7,984,906	$7,905,057	$7,826,006
Other State Revenues	$29,743,766	$31,192,954	$26,929,896	$26,929,896
Other Local Revenues	$4,956,346	$3,734,026	$3,704,186	$3,704,186
Total	**$207,276,395**	**$212,985,021**	**$212,561,499**	**$217,109,927**

The details of revenue projections are as follows using information from Governor Newsom's May Revise Budget: Local Control Funding Formula Revenue (LCFF) is comprised of State Aid, Property Taxes and Education Protection Account (EPA):

- State Aid

Grade	2025-26 Base Grant Rate per ADA COLA – 2.30%	2026-27 Base Grant Rate Per ADA COLA – 3.02%	2027-28 Base Grant Rate Per ADA COLA – 3.42%
K-3	$10,256	$10,566	$10,927
4-6	$10,411	$10,725	$11,092
7-8	$10,719	$11,043	$11,421
9-12	$12,423	$12,798	$13,236

- Property Taxes and other local revenue
  - Projected Property and other local revenue for 2024-25, 2025-26, 2026-27 and 2027-28
    - $71,651,717

- Education Protection Account (EPA) is received quarterly in September, December, March, and June and is a component of the total LCFF entitlement. The District pays certificated salaries and related benefits, as the appropriate use of this funding, pursuant to Section 36 of Article XIII of the California Constitution.
  - EPA funding for 2025-26, 2026-27 and 2027-28 are estimated to be:
    - $27,095,803
    - $26,094,836
    - $26,269,980

- Supplemental and Concentration Grant Funding is received for:
  - Students who are English Learners
  - Students who receive free or reduced-price meals
  - Foster Youth

- To receive Supplemental Grant Funding, Districts need to have an unduplicated pupil count of 20%. Districts need to have an unduplicated pupil count of 55% or greater to receive Concentration Grants Funding. Burbank USD only receives Supplemental Grant Funding. It is important to note that Burbank USD, in addition to its decline in overall enrollment, is also experiencing a drop in the percentage of English Learners, families whose income allows eligibility for free or reduced-priced meals, and foster youth pupils. This decline in projected unduplicated pupil count is as follows:
    - The details of how the funds are to be spent are outlined in the Local Control Accountability Plan (LCAP)

Estimated Actuals 2024-25	Projected Adopted Budget 2025-26	Projected 2026-27	Projected 2027-28
37.30% Unduplicated	**38.37% Unduplicated**	**38.27% Unduplicated**	**37.89% Unduplicated**
11,440,151	**11,970,073**	**12,216,541**	**12,426,579**

Restricted Revenue

Restricted Federal funding

	Estimated Actuals 2024-25	Proposed Adopted 2025-26	Projected 2026-27	Projected 2027-28
Special Education Entitlement	$3,236,221	$3,236,221	$3,203,859	$3,171,820
Special Education Discretionary Grants	$211,370	$211,370	$209,256	$207,163
Title I, Part A, Basic	$1,943,553	$1,783,154	$1,765,323	$1,747,670
Title II, Part A, Supporting Effective Instruction	$309,658	$260,000	$257,400	$254,826
Title III, Immigrant Student Program	$129,344	$99,500	$98,505	$97,520
Title III, English Learner Program	$309,282	$235,000	$232,650	$230,324
Other Every Student Succeeds Act	$303,561	$130,000	$128,700	$127,413
Career and Technical Education	$87,961	$87,961	$87,081	$86,211
All Other Federal Revenue	$778,463	$1,941,700	$1,922,283	$1,903,060

Restricted State Funding

	Estimated Actuals 2024-25	Proposed Adopted 2025-26	Projected 2026-27	Projected 2027-28
Special Education Master Plan	$12,246,177	$12,246,177	$12,123,715	$12,002,478
Mandated Costs Reimbursements	$662,182	$690,510	$683,605	$676,769
Lottery - Unrestricted and Instructional Materials	$3,793,881	$3,760,575	$3,722,969	$3,685,740
Expanded Learning Opportunities Program (ELO-P)	$3,750,139	$3,750,993	$3,713,483	$3,676,348
After School Education and Safety (ASES)	$691,995	$315,395	$312,241	$309,119
Career Technical Education Incentive Grant Program	$600,000	$600,000	$594,000	$588,060
Arts and Music in Schools (Prop 28)	$1,869,911	$1,795,115	$1,777,163	$1,759,392
All Other State Revenue	$6,129,481	$8,034,189	$7,953,847	$7,874,309

Expenditure Assumptions

The following expenditure assumptions are for Estimated Actuals 2024-25, the proposed budget 2025-26, and the multi-year projection 2026-27 and 2027-28

Combined Unrestricted and Restricted Overview:

EXPENDITURE CATEGORIES	Estimated Actuals 2024-25	Proposed Adopted 2025-26	Projected Budget 2026-27	Projected Budget 2027-28
Certificated Salaries	$85,129,071	$83,393,276	$83,753,630	$84,315,771
Classified Salaries	$38,225,031	$40,179,431	$40,629,440	$40,874,490
Employee Benefits	$49,028,123	$52,385,479	$53,220,195	$54,382,342
Books & Supplies	$6,581,336	$9,316,616	$6,316,616	$6,316,616
Services/Other Operations	$41,334,610	$41,046,634	$40,296,634	$40,296,634
Capital Outlay	$2,527,580	$187,964	$187,964	$187,964
Other Outgo (excluding indirect)	$1,556,385	$1,250,000	$1,250,000	$1,250,000
Other Outgo (Transfers of Indirect Costs)	-$657,079	-$780,996	-$780,996	-$780,996
Total	**$223,725,057**	**$226,978,403**	**$224,873,484**	**$226,842,821**

Salary step and column – Each employee is hired at a specific salary range known as step and column. Employees, depending on experience & degrees held, move within that negotiated salary step and column. The amounts below are the estimated costs of step and column movement:

Step / Column	Estimated Actuals 2024-25	Proposed Adopted 2025-26	Projected Budget 2026-27	Projected Budget 2027-28
BTA Increase	$905,543	$884,047	$834,366.44	$839,781
CSEA Increase	$442,406	$466,788	$440,556.17	$443,415
BASA Increase	$121,341	$125,204	$118,167.78	$118,935

Employee Salary, Benefits, and Statutory Benefits:

- Health and welfare have been calculated for Estimated Actuals and Proposed Adopted Budget. For the multi-year projection, a mid-year increase in rate of 7% has been projected.

The following table represents the contribution obligation to statutory benefits:

	Estimated Actuals 2024-25	Proposed Adopted 2025-26	Projected Budget 2026-27	Projected Budget 2027-28
PERS	27.05%	26.81%	26.90%	27.80%
STRS	19.10%	19.10%	19.10%	19.10%
OASDI	6.20%	6.20%	6.20%	6.20%
SUI	0.05%	0.05%	0.05%	0.05%
OPEB	0.30%	0.30%	0.30%	0.30%
MEDICARE	1.45%	1.45%	1.45%	1.45%
W/C	2.40%	2.40%	2.40%	2.40%

General Fund Contributions

Program contributions from General Fund Unrestricted to Restricted:

	Estimated Actuals 2024-25	Proposed Adopted 2025-26	Projected Budget 2026-27	Projected Budget 2027-28
Special Education	$36,595,868	$43,196,081	$43,455,363	$43,714,645
On-Going and Major Maintenance	$6,752,503	$6,869,352	$6,910,585	$6,951,818
Rental of District Property	-$281,486	-$283,706	-$285,409	-$287,112
City of Burbank- Joint Use	$133,242	$197,960	$199,148	$200,336
Retiree Benefits	*$2,401,422*	*$2,000,000*	*$2,012,005*	*$2,024,010*
Total	$43,200,127	$49,979,687	$50,279,687	$52,603,696

Local Control Accountability Plan (LCAP) and Budget Overview for Parents (BOP):

- The LCAP is fully funded in the estimated budget for 2024-25, projected adopted 2025-26 and multiyear projection 2026-27 and 2027-28.

Operational Site Budgets

- Elementary Schools receive $63, Middle Schools receive $80, and High Schools receive $99 per enrolled student. The allocation is calculated on projected enrollment. Additionally, sites receive specific discretionary dollars for special education and various coaching stipends.

G = General Ledger Data; S = Supplemental Data

Form	Description	Data Supplied For: 2024-25 Estimated Actuals	2025-26 Budget
01	General Fund/County School Service Fund	GS	GS
08	Student Activity Special Revenue Fund		
09	Charter Schools Special Revenue Fund		
10	Special Education Pass-Through Fund		
11	Adult Education Fund	G	G
12	Child Development Fund	G	G
13	Cafeteria Special Revenue Fund	G	G
14	Deferred Maintenance Fund	G	G
15	Pupil Transportation Equipment Fund		
17	Special Reserve Fund for Other Than Capital Outlay Projects		
18	School Bus Emissions Reduction Fund		
19	Foundation Special Revenue Fund		
20	Special Reserve Fund for Postemployment Benefits		
21	Building Fund	G	G
25	Capital Facilities Fund	G	G
30	State School Building Lease-Purchase Fund		
35	County School Facilities Fund	G	G
40	Special Reserve Fund for Capital Outlay Projects	G	G
49	Capital Project Fund for Blended Component Units		
51	Bond Interest and Redemption Fund	G	G
52	Debt Service Fund for Blended Component Units		
53	Tax Override Fund		
56	Debt Service Fund		
57	Foundation Permanent Fund		
61	Cafeteria Enterprise Fund		
62	Charter Schools Enterprise Fund		
63	Other Enterprise Fund		
66	Warehouse Revolving Fund		
67	Self-Insurance Fund	G	G
71	Retiree Benefit Fund	G	
73	Foundation Private-Purpose Trust Fund		
76	Warrant/Pass-Through Fund		
95	Student Body Fund		
A	Average Daily Attendance	S	S
ASSET	Schedule of Capital Assets		
CASH	Cashflow Worksheet		S
CB	Budget Certification		
CC	Workers' Compensation Certification		S
CEA	Current Expense Formula/Minimum Classroom Comp. - Actuals	G	
CEB	Current Expense Formula/Minimum Classroom Comp. - Budget		G
DEBT	Schedule of Long-Term Liabilities		
ESMOE	Every Student Succeeds Act Maintenance of Effort	G	
ICR	Indirect Cost Rate Worksheet	G	

L	Lottery Report	G	
MYP	Multiyear Projections - General Fund		GS
SEA	Special Education Revenue Allocations		
SEAS	Special Education Revenue Allocations Setup (SELPA Selection)	S	S
SIAA	Summary of Interfund Activities - Actuals	G	
SIAB	Summary of Interfund Activities - Budget		G
01CS	Criteria and Standards Review	GS	GS

Description	Resource Codes	Object Codes	2024-25 Estimated Actuals Unrestricted (A)	2024-25 Estimated Actuals Restricted (B)	2024-25 Estimated Actuals Total Fund col. A + B (C)	2025-26 Budget Unrestricted (D)	2025-26 Budget Restricted (E)	2025-26 Budget Total Fund col. D + E (F)	% Diff Column C & F
A. REVENUES									
1) LCFF Sources		8010-8099	165,266,870.60	0.00	165,266,870.60	170,073,136.01	0.00	170,073,136.01	2.9%
2) Federal Revenue		8100-8299	0.00	7,309,412.17	7,309,412.17	0.00	7,984,905.76	7,984,905.76	9.2%
3) Other State Revenue		8300-8599	6,568,883.00	23,174,882.74	29,743,765.74	4,887,239.00	26,305,714.56	31,192,953.56	4.9%
4) Other Local Revenue		8600-8799	1,349,575.00	3,606,771.17	4,956,346.17	750,000.00	2,984,026.00	3,734,026.00	-24.7%
5) TOTAL, REVENUES			173,185,328.60	34,091,066.08	207,276,394.68	175,710,375.01	37,274,646.32	212,985,021.33	2.8%
B. EXPENDITURES									
1) Certificated Salaries		1000-1999	67,176,285.83	17,952,784.96	85,129,070.79	64,811,621.31	18,581,654.23	83,393,275.54	-2.0%
2) Classified Salaries		2000-2999	20,629,776.26	17,595,254.75	38,225,031.01	21,434,093.36	18,745,337.50	40,179,430.86	5.1%
3) Employee Benefits		3000-3999	34,425,387.51	14,602,735.69	49,028,123.20	36,444,066.51	15,941,412.10	52,385,478.61	6.8%
4) Books and Supplies		4000-4999	1,567,093.47	5,014,242.05	6,581,335.52	1,753,339.24	7,563,277.03	9,316,616.27	41.6%
5) Services and Other Operating Expenditures		5000-5999	8,024,479.59	33,310,130.88	41,334,610.47	9,338,690.18	31,707,943.47	41,046,633.65	-0.7%
6) Capital Outlay		6000-6999	2,029,301.52	498,278.80	2,527,580.32	124,900.00	63,064.00	187,964.00	-92.6%
7) Other Outgo (excluding Transfers of Indirect Costs)		7100-7299 7400-7499	1,426,252.76	130,132.56	1,556,385.32	1,200,000.00	50,000.00	1,250,000.00	-19.7%
8) Other Outgo - Transfers of Indirect Costs		7300-7399	(1,507,154.48)	850,075.14	(657,079.34)	(1,789,730.37)	1,008,734.62	(780,995.75)	18.9%
9) TOTAL, EXPENDITURES			133,771,422.46	89,953,634.83	223,725,057.29	133,316,980.23	93,661,422.95	226,978,403.18	1.5%
C. EXCESS (DEFICIENCY) OF REVENUES OVER EXPENDITURES BEFORE OTHER FINANCING SOURCES AND USES (A5 - B9)			39,413,906.14	(55,862,568.75)	(16,448,662.61)	42,393,394.78	(56,386,776.63)	(13,993,381.85)	-14.9%
D. OTHER FINANCING SOURCES/USES									
1) Interfund Transfers									
a) Transfers In		8900-8929	0.00	0.00	0.00	0.00	0.00	0.00	0.0%
b) Transfers Out		7600-7629	2,401,421.86	0.00	2,401,421.86	2,000,000.00	0.00	2,000,000.00	-16.7%
2) Other Sources/Uses									
a) Sources		8930-8979	0.00	0.00	0.00	0.00	0.00	0.00	0.0%
b) Uses		7630-7699	0.00	0.00	0.00	0.00	0.00	0.00	0.0%
3) Contributions		8980-8999	(43,200,786.01)	43,200,786.00	(.01)	(49,979,686.53)	49,979,686.52	(.01)	0.0%
4) TOTAL, OTHER FINANCING SOURCES/USES			(45,602,207.87)	43,200,786.00	(2,401,421.87)	(51,979,686.53)	49,979,686.52	(2,000,000.01)	-16.7%
E. NET INCREASE (DECREASE) IN FUND BALANCE (C + D4)			(6,188,301.73)	(12,661,782.75)	(18,850,084.48)	(9,586,291.75)	(6,407,090.11)	(15,993,381.86)	-15.2%
F. FUND BALANCE, RESERVES									
1) Beginning Fund Balance									
a) As of July 1 - Unaudited		9791	37,700,342.95	32,630,287.92	70,330,630.87	31,512,041.22	19,968,505.17	51,480,546.39	-26.8%
b) Audit Adjustments		9793	0.00	0.00	0.00	0.00	0.00	0.00	0.0%

Description	Resource Codes	Object Codes	2024-25 Estimated Actuals			2025-26 Budget			% Diff Column C & F
			Unrestricted (A)	Restricted (B)	Total Fund col. A + B (C)	Unrestricted (D)	Restricted (E)	Total Fund col. D + E (F)	
c) As of July 1 - Audited (F1a + F1b)			37,700,342.95	32,630,287.92	70,330,630.87	31,512,041.22	19,968,505.17	51,480,546.39	-26.8%
d) Other Restatements		9795	0.00	0.00	0.00	0.00	0.00	0.00	0.0%
e) Adjusted Beginning Balance (F1c + F1d)			37,700,342.95	32,630,287.92	70,330,630.87	31,512,041.22	19,968,505.17	51,480,546.39	-26.8%
2) Ending Balance, June 30 (E + F1e)			31,512,041.22	19,968,505.17	51,480,546.39	21,925,749.47	13,561,415.06	35,487,164.53	-31.1%
Components of Ending Fund Balance									
a) Nonspendable									
Revolving Cash		9711	0.00	0.00	0.00	0.00	0.00	0.00	0.0%
Stores		9712	0.00	0.00	0.00	0.00	0.00	0.00	0.0%
Prepaid Items		9713	0.00	0.00	0.00	0.00	0.00	0.00	0.0%
All Others		9719	0.00	0.00	0.00	0.00	0.00	0.00	0.0%
b) Restricted		9740	0.00	19,968,505.24	19,968,505.24	0.00	13,561,415.14	13,561,415.14	-32.1%
c) Committed									
Stabilization Arrangements		9750	0.00	0.00	0.00	0.00	0.00	0.00	0.0%
Other Commitments		9760	0.00	0.00	0.00	0.00	0.00	0.00	0.0%
d) Assigned									
Other Assignments		9780	0.00	0.00	0.00	0.00	0.00	0.00	0.0%
e) Unassigned/Unappropriated									
Reserve for Economic Uncertainties		9789	0.00	0.00	0.00	0.00	0.00	0.00	0.0%
Unassigned/Unappropriated Amount		9790	31,512,041.22	(.07)	31,512,041.15	21,925,749.47	(.08)	21,925,749.39	-30.4%
G. ASSETS									
1) Cash									
a) in County Treasury		9110	0.00	0.00	0.00				
1) Fair Value Adjustment to Cash in County Treasury		9111	0.00	0.00	0.00				
b) in Banks		9120	0.00	0.00	0.00				
c) in Revolving Cash Account		9130	0.00	0.00	0.00				
d) with Fiscal Agent/Trustee		9135	0.00	0.00	0.00				
e) Collections Awaiting Deposit		9140	0.00	0.00	0.00				
2) Investments		9150	0.00	0.00	0.00				
3) Accounts Receivable		9200	0.00	0.00	0.00				
4) Due from Grantor Government		9290	0.00	0.00	0.00				
5) Due from Other Funds		9310	0.00	0.00	0.00				
6) Stores		9320	0.00	0.00	0.00				
7) Prepaid Expenditures		9330	0.00	0.00	0.00				
8) Other Current Assets		9340	0.00	0.00	0.00				

Description	Resource Codes	Object Codes	2024-25 Estimated Actuals Unrestricted (A)	2024-25 Estimated Actuals Restricted (B)	2024-25 Estimated Actuals Total Fund col. A + B (C)	2025-26 Budget Unrestricted (D)	2025-26 Budget Restricted (E)	2025-26 Budget Total Fund col. D + E (F)	% Diff Column C & F
9) Lease Receivable		9380	0.00	0.00	0.00				
10) TOTAL, ASSETS			0.00	0.00	0.00				
H. DEFERRED OUTFLOWS OF RESOURCES									
1) Deferred Outflows of Resources		9490	0.00	0.00	0.00				
2) TOTAL, DEFERRED OUTFLOWS			0.00	0.00	0.00				
I. LIABILITIES									
1) Accounts Payable		9500	0.00	0.00	0.00				
2) Due to Grantor Governments		9590	0.00	0.00	0.00				
3) Due to Other Funds		9610	0.00	0.00	0.00				
4) Current Loans		9640	0.00	0.00	0.00				
5) Unearned Revenue		9650	0.00	0.00	0.00				
6) TOTAL, LIABILITIES			0.00	0.00	0.00				
J. DEFERRED INFLOWS OF RESOURCES									
1) Deferred Inflows of Resources		9690	0.00	0.00	0.00				
2) TOTAL, DEFERRED INFLOWS			0.00	0.00	0.00				
K. FUND EQUITY									
Ending Fund Balance, June 30 (G10 + H2) - (I6 + J2)			0.00	0.00	0.00				
LCFF SOURCES									
Principal Apportionment									
State Aid - Current Year		8011	68,140,812.60	0.00	68,140,812.60	71,325,616.00	0.00	71,325,616.00	4.7%
Education Protection Account State Aid - Current Year		8012	26,633,017.00	0.00	26,633,017.00	27,095,803.00	0.00	27,095,803.00	1.7%
State Aid - Prior Years		8019	0.00	0.00	0.00	0.00	0.00	0.00	0.0%
Tax Relief Subventions									
Homeowners' Exemptions		8021	168,002.00	0.00	168,002.00	168,134.31	0.00	168,134.31	0.1%
Timber Yield Tax		8022	0.00	0.00	0.00	0.00	0.00	0.00	0.0%
Other Subventions/In-Lieu Taxes		8029	0.00	0.00	0.00	0.00	0.00	0.00	0.0%
County & District Taxes									
Secured Roll Taxes		8041	42,204,340.29	0.00	42,204,340.29	42,504,917.52	0.00	42,504,917.52	0.7%
Unsecured Roll Taxes		8042	392,182.00	0.00	392,182.00	392,576.30	0.00	392,576.30	0.1%
Prior Years' Taxes		8043	913,447.78	0.00	913,447.78	1,018,928.91	0.00	1,018,928.91	11.5%
Supplemental Taxes		8044	688,664.00	0.00	688,664.00	952,586.06	0.00	952,586.06	38.3%
Education Revenue Augmentation Fund (ERAF)		8045	10,615,388.00	0.00	10,615,388.00	11,304,986.81	0.00	11,304,986.81	6.5%

Description	Resource Codes	Object Codes	2024-25 Estimated Actuals			2025-26 Budget			% Diff Column C & F
			Unrestricted (A)	Restricted (B)	Total Fund col. A + B (C)	Unrestricted (D)	Restricted (E)	Total Fund col. D + E (F)	
Community Redevelopment Funds (SB 617/699/1992)		8047	15,487,147.00	0.00	15,487,147.00	15,143,685.47	0.00	15,143,685.47	-2.2%
Penalties and Interest from Delinquent Taxes		8048	23,869.93	0.00	23,869.93	165,901.63	0.00	165,901.63	595.0%
Miscellaneous Funds (EC 41604)									
Royalties and Bonuses		8081	0.00	0.00	0.00	0.00	0.00	0.00	0.0%
Other In-Lieu Taxes		8082	0.00	0.00	0.00	0.00	0.00	0.00	0.0%
Less: Non-LCFF (50%) Adjustment		8089	0.00	0.00	0.00	0.00	0.00	0.00	0.0%
Subtotal, LCFF Sources			165,266,870.60	0.00	165,266,870.60	170,073,136.01	0.00	170,073,136.01	2.9%
LCFF Transfers									
Unrestricted LCFF Transfers - Current Year	0000	8091	0.00		0.00	0.00		0.00	0.0%
All Other LCFF Transfers - Current Year	All Other	8091	0.00	0.00	0.00	0.00	0.00	0.00	0.0%
Transfers to Charter Schools in Lieu of Property Taxes		8096	0.00	0.00	0.00	0.00	0.00	0.00	0.0%
Property Taxes Transfers		8097	0.00	0.00	0.00	0.00	0.00	0.00	0.0%
LCFF Transfers - Prior Years		8099	0.00	0.00	0.00	0.00	0.00	0.00	0.0%
TOTAL, LCFF SOURCES			165,266,870.60	0.00	165,266,870.60	170,073,136.01	0.00	170,073,136.01	2.9%
FEDERAL REVENUE									
Maintenance and Operations		8110	0.00	0.00	0.00	0.00	0.00	0.00	0.0%
Special Education Entitlement		8181	0.00	3,236,220.83	3,236,220.83	0.00	3,236,220.83	3,236,220.83	0.0%
Special Education Discretionary Grants		8182	0.00	211,369.53	211,369.53	0.00	211,369.53	211,369.53	0.0%
Child Nutrition Programs		8220	0.00	0.00	0.00	0.00	0.00	0.00	0.0%
Donated Food Commodities		8221	0.00	0.00	0.00	0.00	0.00	0.00	0.0%
Forest Reserve Funds		8260	0.00	0.00	0.00	0.00	0.00	0.00	0.0%
Flood Control Funds		8270	0.00	0.00	0.00	0.00	0.00	0.00	0.0%
Wildlife Reserve Funds		8280	0.00	0.00	0.00	0.00	0.00	0.00	0.0%
FEMA		8281	0.00	0.00	0.00	0.00	0.00	0.00	0.0%
Interagency Contracts Between LEAs		8285	0.00	0.00	0.00	0.00	0.00	0.00	0.0%
Pass-Through Revenues from Federal Sources		8287	0.00	0.00	0.00	0.00	0.00	0.00	0.0%
Title I, Part A, Basic	3010	8290		1,943,553.00	1,943,553.00		1,783,154.40	1,783,154.40	-8.3%
Title I, Part D, Local Delinquent Programs	3025	8290		0.00	0.00		0.00	0.00	0.0%
Title II, Part A, Supporting Effective Instruction	4035	8290		309,658.00	309,658.00		260,000.00	260,000.00	-16.0%
Title III, Immigrant Student Program	4201	8290		129,344.00	129,344.00		99,500.00	99,500.00	-23.1%
Title III, English Learner Program	4203	8290		309,282.00	309,282.00		235,000.00	235,000.00	-24.0%
Public Charter Schools Grant Program (PCSGP)	4610	8290		0.00	0.00		0.00	0.00	0.0%

Description	Resource Codes	Object Codes	2024-25 Estimated Actuals			2025-26 Budget			% Diff Column C & F
			Unrestricted (A)	Restricted (B)	Total Fund col. A + B (C)	Unrestricted (D)	Restricted (E)	Total Fund col. D + E (F)	
Other Every Student Succeeds Act	3040, 3060, 3061, 3110, 3150, 3155, 3180, 3182, 4037, 4123, 4124, 4126, 4127, 4128, 5630	8290		303,561.00	303,561.00		130,000.00	130,000.00	-57.2%
Career and Technical Education	3500-3599	8290		87,961.00	87,961.00		87,961.00	87,961.00	0.0%
All Other Federal Revenue	All Other	8290	0.00	778,462.81	778,462.81	0.00	1,941,700.00	1,941,700.00	149.4%
TOTAL, FEDERAL REVENUE			0.00	7,309,412.17	7,309,412.17	0.00	7,984,905.76	7,984,905.76	9.2%
OTHER STATE REVENUE									
Other State Apportionments									
Special Education Master Plan									
Current Year	6500	8311		12,246,177.00	12,246,177.00		12,246,177.00	12,246,177.00	0.0%
Prior Years	6500	8319		0.00	0.00		0.00	0.00	0.0%
All Other State Apportionments - Current Year	All Other	8311	0.00	0.00	0.00	0.00	0.00	0.00	0.0%
All Other State Apportionments - Prior Years	All Other	8319	0.00	0.00	0.00	0.00	0.00	0.00	0.0%
Child Nutrition Programs		8520	0.00	0.00	0.00	0.00	0.00	0.00	0.0%
Mandated Costs Reimbursements		8550	662,182.00	0.00	662,182.00	690,510.00	0.00	690,510.00	4.3%
Lottery - Unrestricted and Instructional Materials		8560	2,654,327.00	1,139,554.00	3,793,881.00	2,631,025.00	1,129,550.00	3,760,575.00	-0.9%
Tax Relief Subventions									
Restricted Levies - Other									
Homeowners' Exemptions		8575	0.00	0.00	0.00	0.00	0.00	0.00	0.0%
Other Subventions/In-Lieu Taxes		8576	0.00	0.00	0.00	0.00	0.00	0.00	0.0%
Pass-Through Revenues from									
State Sources		8587	0.00	0.00	0.00	0.00	0.00	0.00	0.0%
Expanded Learning Opportunities Program (ELO-P)	2600	8590		3,750,139.00	3,750,139.00		3,750,993.00	3,750,993.00	0.0%
After School Education and Safety (ASES)	6010	8590		691,995.00	691,995.00		315,395.00	315,395.00	-54.4%
Charter School Facility Grant	6030	8590		0.00	0.00		0.00	0.00	0.0%
Drug/Alcohol/Tobacco Funds	6650, 6690, 6695	8590		0.00	0.00		0.00	0.00	0.0%
California Clean Energy Jobs Act	6230	8590		0.00	0.00		0.00	0.00	0.0%
Career Technical Education Incentive Grant Program	6387	8590		600,000.00	600,000.00		600,000.00	600,000.00	0.0%
Arts and Music in Schools (Prop 28)	6770	8590		1,869,911.00	1,869,911.00		1,795,114.56	1,795,114.56	-4.0%
American Indian Early Childhood Education	7210	8590		0.00	0.00		0.00	0.00	0.0%
Specialized Secondary	7370	8590		0.00	0.00		0.00	0.00	0.0%
All Other State Revenue	All Other	8590	3,252,374.00	2,877,106.74	6,129,480.74	1,565,704.00	6,468,485.00	8,034,189.00	31.1%
TOTAL, OTHER STATE REVENUE			6,568,883.00	23,174,882.74	29,743,765.74	4,887,239.00	26,305,714.56	31,192,953.56	4.9%

Description	Resource Codes	Object Codes	2024-25 Estimated Actuals			2025-26 Budget			% Diff Column C & F
			Unrestricted (A)	Restricted (B)	Total Fund col. A + B (C)	Unrestricted (D)	Restricted (E)	Total Fund col. D + E (F)	
OTHER LOCAL REVENUE									
Other Local Revenue									
County and District Taxes									
Other Restricted Levies									
Secured Roll		8615	0.00	0.00	0.00	0.00	0.00	0.00	0.0%
Unsecured Roll		8616	0.00	0.00	0.00	0.00	0.00	0.00	0.0%
Prior Years' Taxes		8617	0.00	0.00	0.00	0.00	0.00	0.00	0.0%
Supplemental Taxes		8618	0.00	0.00	0.00	0.00	0.00	0.00	0.0%
Non-Ad Valorem Taxes									
Parcel Taxes		8621	0.00	0.00	0.00	0.00	0.00	0.00	0.0%
Other		8622	0.00	0.00	0.00	0.00	0.00	0.00	0.0%
Community Redevelopment Funds Not Subject to LCFF Deduction		8625	0.00	0.00	0.00	0.00	0.00	0.00	0.0%
Penalties and Interest from Delinquent Non-LCFF Taxes		8629	0.00	0.00	0.00	0.00	0.00	0.00	0.0%
Sales									
Sale of Equipment/Supplies		8631	0.00	0.00	0.00	0.00	0.00	0.00	0.0%
Sale of Publications		8632	0.00	0.00	0.00	0.00	0.00	0.00	0.0%
Food Service Sales		8634	0.00	0.00	0.00	0.00	0.00	0.00	0.0%
All Other Sales		8639	0.00	0.00	0.00	0.00	0.00	0.00	0.0%
Leases and Rentals		8650	0.00	462,986.73	462,986.73	0.00	470,800.00	470,800.00	1.7%
Interest		8660	1,200,000.00	0.00	1,200,000.00	750,000.00	0.00	750,000.00	-37.5%
Net Increase (Decrease) in the Fair Value of Investments		8662	0.00	0.00	0.00	0.00	0.00	0.00	0.0%
Fees and Contracts									
Adult Education Fees		8671	0.00	0.00	0.00	0.00	0.00	0.00	0.0%
Non-Resident Students		8672	0.00	0.00	0.00	0.00	0.00	0.00	0.0%
Transportation Fees From Individuals		8675	0.00	0.00	0.00	0.00	0.00	0.00	0.0%
Interagency Services		8677	0.00	87,384.00	87,384.00	0.00	87,385.00	87,385.00	0.0%
Mitigation/Developer Fees		8681	0.00	0.00	0.00	0.00	0.00	0.00	0.0%
All Other Fees and Contracts		8689	0.00	0.00	0.00	0.00	0.00	0.00	0.0%
Other Local Revenue									
Plus: Miscellaneous Funds Non-LCFF (50 Percent) Adjustment		8691	0.00	0.00	0.00	0.00	0.00	0.00	0.0%
Pass-Through Revenue from Local Sources		8697	0.00	0.00	0.00	0.00	0.00	0.00	0.0%
All Other Local Revenue		8699	149,575.00	1,913,826.54	2,063,401.54	0.00	1,261,169.00	1,261,169.00	-38.9%

Description	Resource Codes	Object Codes	2024-25 Estimated Actuals			2025-26 Budget			% Diff Column C & F
			Unrestricted (A)	Restricted (B)	Total Fund col. A + B (C)	Unrestricted (D)	Restricted (E)	Total Fund col. D + E (F)	
Tuition		8710	0.00	1,142,573.90	1,142,573.90	0.00	1,164,672.00	1,164,672.00	1.9%
All Other Transfers In		8781-8783	0.00	0.00	0.00	0.00	0.00	0.00	0.0%
Transfers of Apportionments									
Special Education SELPA Transfers									
From Districts or Charter Schools	6500	8791		0.00	0.00		0.00	0.00	0.0%
From County Offices	6500	8792		0.00	0.00		0.00	0.00	0.0%
From JPAs	6500	8793		0.00	0.00		0.00	0.00	0.0%
ROC/P Transfers									
From Districts or Charter Schools	6360	8791		0.00	0.00		0.00	0.00	0.0%
From County Offices	6360	8792		0.00	0.00		0.00	0.00	0.0%
From JPAs	6360	8793		0.00	0.00		0.00	0.00	0.0%
Other Transfers of Apportionments									
From Districts or Charter Schools	All Other	8791	0.00	0.00	0.00	0.00	0.00	0.00	0.0%
From County Offices	All Other	8792	0.00	0.00	0.00	0.00	0.00	0.00	0.0%
From JPAs	All Other	8793	0.00	0.00	0.00	0.00	0.00	0.00	0.0%
All Other Transfers In from All Others		8799	0.00	0.00	0.00	0.00	0.00	0.00	0.0%
TOTAL, OTHER LOCAL REVENUE			1,349,575.00	3,606,771.17	4,956,346.17	750,000.00	2,984,026.00	3,734,026.00	-24.7%
TOTAL, REVENUES			173,185,328.60	34,091,066.08	207,276,394.68	175,710,375.01	37,274,646.32	212,985,021.33	2.8%
CERTIFICATED SALARIES									
Certificated Teachers' Salaries		1100	52,979,145.40	15,049,507.65	68,028,653.05	53,209,256.92	14,450,134.28	67,659,391.20	-0.5%
Certificated Pupil Support Salaries		1200	5,026,757.58	668,152.58	5,694,910.16	3,100,604.20	2,216,776.60	5,317,380.80	-6.6%
Certificated Supervisors' and Administrators' Salaries		1300	6,735,428.64	912,644.32	7,648,072.96	6,828,111.46	737,059.68	7,565,171.14	-1.1%
Other Certificated Salaries		1900	2,434,954.21	1,322,480.41	3,757,434.62	1,673,648.73	1,177,683.67	2,851,332.40	-24.1%
TOTAL, CERTIFICATED SALARIES			67,176,285.83	17,952,784.96	85,129,070.79	64,811,621.31	18,581,654.23	83,393,275.54	-2.0%
CLASSIFIED SALARIES									
Classified Instructional Salaries		2100	2,339,261.99	10,347,560.95	12,686,822.94	1,541,414.95	11,718,573.05	13,259,988.00	4.5%
Classified Support Salaries		2200	8,393,197.56	5,383,571.87	13,776,769.43	8,911,149.26	5,479,829.98	14,390,979.24	4.5%
Classified Supervisors' and Administrators' Salaries		2300	1,669,802.25	313,263.64	1,983,065.89	1,721,689.14	440,561.77	2,162,250.91	9.0%
Clerical, Technical and Office Salaries		2400	7,274,941.50	777,708.35	8,052,649.85	7,910,157.25	740,492.72	8,650,649.97	7.4%
Other Classified Salaries		2900	952,572.96	773,149.94	1,725,722.90	1,349,682.76	365,879.98	1,715,562.74	-0.6%
TOTAL, CLASSIFIED SALARIES			20,629,776.26	17,595,254.75	38,225,031.01	21,434,093.36	18,745,337.50	40,179,430.86	5.1%
EMPLOYEE BENEFITS									
STRS		3101-3102	12,374,884.23	3,101,465.93	15,476,350.16	12,403,156.13	3,269,831.09	15,672,987.22	1.3%
PERS		3201-3202	5,289,314.56	4,531,801.25	9,821,115.81	6,631,721.23	5,310,935.47	11,942,656.70	21.6%

Description	Resource Codes	Object Codes	2024-25 Estimated Actuals			2025-26 Budget			% Diff Column C & F
			Unrestricted (A)	Restricted (B)	Total Fund col. A + B (C)	Unrestricted (D)	Restricted (E)	Total Fund col. D + E (F)	
OASDI/Medicare/Alternative		3301-3302	2,478,342.62	1,528,484.19	4,006,826.81	3,249,216.06	1,648,776.47	4,897,992.53	22.2%
Health and Welfare Benefits		3401-3402	11,711,037.90	4,426,161.82	16,137,199.72	11,643,053.68	4,686,216.76	16,329,270.44	1.2%
Unemployment Insurance		3501-3502	42,746.51	16,966.54	59,713.05	45,762.19	18,543.50	64,305.69	7.7%
Workers' Compensation		3601-3602	2,272,753.14	898,113.24	3,170,866.38	2,196,584.17	895,847.82	3,092,431.99	-2.5%
OPEB, Allocated		3701-3702	256,308.55	99,742.72	356,051.27	274,573.05	111,260.99	385,834.04	8.4%
OPEB, Active Employees		3751-3752	0.00	0.00	0.00	0.00	0.00	0.00	0.0%
Other Employee Benefits		3901-3902	0.00	0.00	0.00	0.00	0.00	0.00	0.0%
TOTAL, EMPLOYEE BENEFITS			34,425,387.51	14,602,735.69	49,028,123.20	36,444,066.51	15,941,412.10	52,385,478.61	6.8%
BOOKS AND SUPPLIES									
Approved Textbooks and Core Curricula Materials		4100	0.00	1,588,509.99	1,588,509.99	0.00	1,542,022.37	1,542,022.37	-2.9%
Books and Other Reference Materials		4200	6,483.08	166,335.95	172,819.03	0.00	538,150.00	538,150.00	211.4%
Materials and Supplies		4300	1,515,687.52	2,140,441.55	3,656,129.07	1,692,561.74	4,808,104.66	6,500,666.40	77.8%
Noncapitalized Equipment		4400	44,922.87	1,096,630.56	1,141,553.43	60,777.50	675,000.00	735,777.50	-35.5%
Food		4700	0.00	22,324.00	22,324.00	0.00	0.00	0.00	-100.0%
TOTAL, BOOKS AND SUPPLIES			1,567,093.47	5,014,242.05	6,581,335.52	1,753,339.24	7,563,277.03	9,316,616.27	41.6%
SERVICES AND OTHER OPERATING EXPENDITURES									
Subagreements for Services		5100	0.00	0.00	0.00	0.00	0.00	0.00	0.0%
Travel and Conferences		5200	65,950.92	60,411.52	126,362.44	26,150.00	14,273.07	40,423.07	-68.0%
Dues and Memberships		5300	47,559.92	6,884.55	54,444.47	7,330.75	0.00	7,330.75	-86.5%
Insurance		5400 - 5450	2,238,736.00	0.00	2,238,736.00	2,750,000.00	0.00	2,750,000.00	22.8%
Operations and Housekeeping Services		5500	3,430,265.34	26,593.71	3,456,859.05	3,600,000.00	20,000.00	3,620,000.00	4.7%
Rentals, Leases, Repairs, and Noncapitalized Improvements		5600	791,939.89	1,917,285.05	2,709,224.94	591,799.00	659,890.80	1,251,689.80	-53.8%
Transfers of Direct Costs		5710	(7,046,542.88)	7,046,542.89	.01	(5,760,750.29)	5,760,750.29	0.00	-100.0%
Transfers of Direct Costs - Interfund		5750	(15,489.86)	282,887.60	267,397.74	(20,350.00)	279,732.72	259,382.72	-3.0%
Professional/Consulting Services and Operating Expenditures		5800	8,196,334.88	23,959,862.00	32,156,196.88	7,892,510.72	24,971,296.59	32,863,807.31	2.2%
Communications		5900	315,725.38	9,663.56	325,388.94	252,000.00	2,000.00	254,000.00	-21.9%
TOTAL, SERVICES AND OTHER OPERATING EXPENDITURES			8,024,479.59	33,310,130.88	41,334,610.47	9,338,690.18	31,707,943.47	41,046,633.65	-0.7%
CAPITAL OUTLAY									
Land		6100	0.00	0.00	0.00	0.00	0.00	0.00	0.0%
Land Improvements		6170	0.00	126,601.24	126,601.24	0.00	0.00	0.00	-100.0%
Buildings and Improvements of Buildings		6200	1,996,389.96	87,023.10	2,083,413.06	0.00	0.00	0.00	-100.0%
Books and Media for New School Libraries or Major Expansion of School Libraries		6300	0.00	0.00	0.00	0.00	0.00	0.00	0.0%

Description	Resource Codes	Object Codes	2024-25 Estimated Actuals			2025-26 Budget			% Diff Column C & F
			Unrestricted (A)	Restricted (B)	Total Fund col. A + B (C)	Unrestricted (D)	Restricted (E)	Total Fund col. D + E (F)	
Equipment		6400	32,911.56	170,379.83	203,291.39	124,900.00	0.00	124,900.00	-38.6%
Equipment Replacement		6500	0.00	114,274.63	114,274.63	0.00	63,064.00	63,064.00	-44.8%
Lease Assets		6600	0.00	0.00	0.00	0.00	0.00	0.00	0.0%
Subscription Assets		6700	0.00	0.00	0.00	0.00	0.00	0.00	0.0%
TOTAL, CAPITAL OUTLAY			2,029,301.52	498,278.80	2,527,580.32	124,900.00	63,064.00	187,964.00	-92.6%
OTHER OUTGO (excluding Transfers of Indirect Costs)									
Tuition									
Tuition for Instruction Under Interdistrict									
Attendance Agreements		7110	0.00	0.00	0.00	0.00	0.00	0.00	0.0%
State Special Schools		7130	0.00	0.00	0.00	0.00	0.00	0.00	0.0%
Tuition, Excess Costs, and/or Deficit Payments									
Payments to Districts or Charter Schools		7141	0.00	0.00	0.00	0.00	0.00	0.00	0.0%
Payments to County Offices		7142	179,193.00	0.00	179,193.00	200,000.00	0.00	200,000.00	11.6%
Payments to JPAs		7143	0.00	0.00	0.00	0.00	0.00	0.00	0.0%
Transfers of Pass-Through Revenues									
To Districts or Charter Schools		7211	0.00	0.00	0.00	0.00	0.00	0.00	0.0%
To County Offices		7212	0.00	0.00	0.00	0.00	0.00	0.00	0.0%
To JPAs		7213	0.00	0.00	0.00	0.00	0.00	0.00	0.0%
Special Education SELPA Transfers of Apportionments									
To Districts or Charter Schools	6500	7221		0.00	0.00		0.00	0.00	0.0%
To County Offices	6500	7222		0.00	0.00		0.00	0.00	0.0%
To JPAs	6500	7223		0.00	0.00		0.00	0.00	0.0%
ROC/P Transfers of Apportionments									
To Districts or Charter Schools	6360	7221		0.00	0.00		0.00	0.00	0.0%
To County Offices	6360	7222		0.00	0.00		0.00	0.00	0.0%
To JPAs	6360	7223		0.00	0.00		0.00	0.00	0.0%
Other Transfers of Apportionments	All Other	7221-7223	0.00	0.00	0.00	0.00	0.00	0.00	0.0%
All Other Transfers		7281-7283	0.00	0.00	0.00	0.00	0.00	0.00	0.0%
All Other Transfers Out to All Others		7299	0.00	0.00	0.00	0.00	0.00	0.00	0.0%
Debt Service									
Debt Service - Interest		7438	318,464.93	12,098.52	330,563.45	0.00	0.00	0.00	-100.0%
Other Debt Service - Principal		7439	928,594.83	118,034.04	1,046,628.87	1,000,000.00	50,000.00	1,050,000.00	0.3%
TOTAL, OTHER OUTGO (excluding Transfers of Indirect Costs)			1,426,252.76	130,132.56	1,556,385.32	1,200,000.00	50,000.00	1,250,000.00	-19.7%
OTHER OUTGO - TRANSFERS OF INDIRECT COSTS									

Description	Resource Codes	Object Codes	2024-25 Estimated Actuals			2025-26 Budget			% Diff Column C & F
			Unrestricted (A)	Restricted (B)	Total Fund col. A + B (C)	Unrestricted (D)	Restricted (E)	Total Fund col. D + E (F)	
Transfers of Indirect Costs		7310	(850,075.15)	850,075.14	(.01)	(1,008,734.63)	1,008,734.62	(.01)	0.0%
Transfers of Indirect Costs - Interfund		7350	(657,079.33)	0.00	(657,079.33)	(780,995.74)	0.00	(780,995.74)	18.9%
TOTAL, OTHER OUTGO - TRANSFERS OF INDIRECT COSTS			(1,507,154.48)	850,075.14	(657,079.34)	(1,789,730.37)	1,008,734.62	(780,995.75)	18.9%
TOTAL, EXPENDITURES			133,771,422.46	89,953,634.83	223,725,057.29	133,316,980.23	93,661,422.95	226,978,403.18	1.5%
INTERFUND TRANSFERS									
INTERFUND TRANSFERS IN									
From: Special Reserve Fund		8912	0.00	0.00	0.00	0.00	0.00	0.00	0.0%
From: Bond Interest and Redemption Fund		8914	0.00	0.00	0.00	0.00	0.00	0.00	0.0%
Other Authorized Interfund Transfers In		8919	0.00	0.00	0.00	0.00	0.00	0.00	0.0%
(a) TOTAL, INTERFUND TRANSFERS IN			0.00	0.00	0.00	0.00	0.00	0.00	0.0%
INTERFUND TRANSFERS OUT									
To: Child Development Fund		7611	0.00	0.00	0.00	0.00	0.00	0.00	0.0%
To: Special Reserve Fund		7612	0.00	0.00	0.00	0.00	0.00	0.00	0.0%
To State School Building Fund/County School Facilities Fund		7613	0.00	0.00	0.00	0.00	0.00	0.00	0.0%
To: Cafeteria Fund		7616	0.00	0.00	0.00	0.00	0.00	0.00	0.0%
Other Authorized Interfund Transfers Out		7619	2,401,421.86	0.00	2,401,421.86	2,000,000.00	0.00	2,000,000.00	-16.7%
(b) TOTAL, INTERFUND TRANSFERS OUT			2,401,421.86	0.00	2,401,421.86	2,000,000.00	0.00	2,000,000.00	-16.7%
OTHER SOURCES/USES									
SOURCES									
State Apportionments									
Emergency Apportionments		8931	0.00	0.00	0.00	0.00	0.00	0.00	0.0%
Proceeds									
Proceeds from Disposal of Capital Assets		8953	0.00	0.00	0.00	0.00	0.00	0.00	0.0%
Other Sources									
Transfers from Funds of Lapsed/Reorganized LEAs		8965	0.00	0.00	0.00	0.00	0.00	0.00	0.0%
Long-Term Debt Proceeds									
Proceeds from Certificates of Participation		8971	0.00	0.00	0.00	0.00	0.00	0.00	0.0%
Proceeds from Leases		8972	0.00	0.00	0.00	0.00	0.00	0.00	0.0%
Proceeds from Lease Revenue Bonds		8973	0.00	0.00	0.00	0.00	0.00	0.00	0.0%
Proceeds from SBITAs		8974	0.00	0.00	0.00	0.00	0.00	0.00	0.0%
All Other Financing Sources		8979	0.00	0.00	0.00	0.00	0.00	0.00	0.0%
(c) TOTAL, SOURCES			0.00	0.00	0.00	0.00	0.00	0.00	0.0%
USES									

Description	Resource Codes	Object Codes	2024-25 Estimated Actuals			2025-26 Budget			% Diff Column C & F
			Unrestricted (A)	Restricted (B)	Total Fund col. A + B (C)	Unrestricted (D)	Restricted (E)	Total Fund col. D + E (F)	
Transfers of Funds from Lapsed/Reorganized LEAs		7651	0.00	0.00	0.00	0.00	0.00	0.00	0.0%
All Other Financing Uses		7699	0.00	0.00	0.00	0.00	0.00	0.00	0.0%
(d) TOTAL, USES			0.00	0.00	0.00	0.00	0.00	0.00	0.0%
CONTRIBUTIONS									
Contributions from Unrestricted Revenues		8980	(43,200,786.01)	43,200,786.00	(.01)	(49,979,686.53)	49,979,686.52	(.01)	0.0%
Contributions from Restricted Revenues		8990	0.00	0.00	0.00	0.00	0.00	0.00	0.0%
(e) TOTAL, CONTRIBUTIONS			(43,200,786.01)	43,200,786.00	(.01)	(49,979,686.53)	49,979,686.52	(.01)	0.0%
TOTAL, OTHER FINANCING SOURCES/USES (a- b + c - d + e)			(45,602,207.87)	43,200,786.00	(2,401,421.87)	(51,979,686.53)	49,979,686.52	(2,000,000.01)	-16.7%

Description	Function Codes	Object Codes	2024-25 Estimated Actuals Unrestricted (A)	2024-25 Estimated Actuals Restricted (B)	2024-25 Estimated Actuals Total Fund col. A + B (C)	2025-26 Budget Unrestricted (D)	2025-26 Budget Restricted (E)	2025-26 Budget Total Fund col. D + E (F)	% Diff Column C & F
A. REVENUES									
1) LCFF Sources		8010-8099	165,266,870.60	0.00	165,266,870.60	170,073,136.01	0.00	170,073,136.01	2.9%
2) Federal Revenue		8100-8299	0.00	7,309,412.17	7,309,412.17	0.00	7,984,905.76	7,984,905.76	9.2%
3) Other State Revenue		8300-8599	6,568,883.00	23,174,882.74	29,743,765.74	4,887,239.00	26,305,714.56	31,192,953.56	4.9%
4) Other Local Revenue		8600-8799	1,349,575.00	3,606,771.17	4,956,346.17	750,000.00	2,984,026.00	3,734,026.00	-24.7%
5) TOTAL, REVENUES			173,185,328.60	34,091,066.08	207,276,394.68	175,710,375.01	37,274,646.32	212,985,021.33	2.8%
B. EXPENDITURES (Objects 1000-7999)									
1) Instruction	1000-1999		70,016,842.84	67,415,898.75	137,432,741.59	74,332,101.63	71,752,084.68	146,084,186.31	6.3%
2) Instruction - Related Services	2000-2999		16,215,207.89	6,299,047.08	22,514,254.97	18,204,176.72	5,677,880.93	23,882,057.65	6.1%
3) Pupil Services	3000-3999		14,199,702.41	6,777,866.48	20,977,568.89	12,044,715.91	7,278,763.20	19,323,479.11	-7.9%
4) Ancillary Services	4000-4999		1,915,357.44	763,900.94	2,679,258.38	975,091.92	0.00	975,091.92	-63.6%
5) Community Services	5000-5999		4,863.28	180,391.94	185,255.22	0.00	192,094.00	192,094.00	3.7%
6) Enterprise	6000-6999		208.40	0.00	208.40	1,042.00	0.00	1,042.00	400.0%
7) General Administration	7000-7999		14,961,497.09	1,226,038.40	16,187,535.49	14,237,145.30	1,447,449.51	15,684,594.81	-3.1%
8) Plant Services	8000-8999		15,031,490.35	7,160,358.68	22,191,849.03	12,322,706.75	7,263,150.63	19,585,857.38	-11.7%
9) Other Outgo	9000-9999	Except 7600-7699	1,426,252.76	130,132.56	1,556,385.32	1,200,000.00	50,000.00	1,250,000.00	-19.7%
10) TOTAL, EXPENDITURES			133,771,422.46	89,953,634.83	223,725,057.29	133,316,980.23	93,661,422.95	226,978,403.18	1.5%
C. EXCESS (DEFICIENCY) OF REVENUES OVER EXPENDITURES BEFORE OTHER FINANCING SOURCES AND USES (A5 - B10)			39,413,906.14	(55,862,568.75)	(16,448,662.61)	42,393,394.78	(56,386,776.63)	(13,993,381.85)	-14.9%
D. OTHER FINANCING SOURCES/USES									
1) Interfund Transfers									
a) Transfers In		8900-8929	0.00	0.00	0.00	0.00	0.00	0.00	0.0%
b) Transfers Out		7600-7629	2,401,421.86	0.00	2,401,421.86	2,000,000.00	0.00	2,000,000.00	-16.7%
2) Other Sources/Uses									
a) Sources		8930-8979	0.00	0.00	0.00	0.00	0.00	0.00	0.0%
b) Uses		7630-7699	0.00	0.00	0.00	0.00	0.00	0.00	0.0%
3) Contributions		8980-8999	(43,200,786.01)	43,200,786.00	(.01)	(49,979,686.53)	49,979,686.52	(.01)	0.0%
4) TOTAL, OTHER FINANCING SOURCES/USES			(45,602,207.87)	43,200,786.00	(2,401,421.87)	(51,979,686.53)	49,979,686.52	(2,000,000.01)	-16.7%
E. NET INCREASE (DECREASE) IN FUND BALANCE (C + D4)			(6,188,301.73)	(12,661,782.75)	(18,850,084.48)	(9,586,291.75)	(6,407,090.11)	(15,993,381.86)	-15.2%
F. FUND BALANCE, RESERVES									
1) Beginning Fund Balance									
a) As of July 1 - Unaudited		9791	37,700,342.95	32,630,287.92	70,330,630.87	31,512,041.22	19,968,505.17	51,480,546.39	-26.8%

Description	Function Codes	Object Codes	2024-25 Estimated Actuals			2025-26 Budget			% Diff Column C & F
			Unrestricted (A)	Restricted (B)	Total Fund col. A + B (C)	Unrestricted (D)	Restricted (E)	Total Fund col. D + E (F)	
b) Audit Adjustments		9793	0.00	0.00	0.00	0.00	0.00	0.00	0.0%
c) As of July 1 - Audited (F1a + F1b)			37,700,342.95	32,630,287.92	70,330,630.87	31,512,041.22	19,968,505.17	51,480,546.39	-26.8%
d) Other Restatements		9795	0.00	0.00	0.00	0.00	0.00	0.00	0.0%
e) Adjusted Beginning Balance (F1c + F1d)			37,700,342.95	32,630,287.92	70,330,630.87	31,512,041.22	19,968,505.17	51,480,546.39	-26.8%
2) Ending Balance, June 30 (E + F1e)			31,512,041.22	19,968,505.17	51,480,546.39	21,925,749.47	13,561,415.06	35,487,164.53	-31.1%
Components of Ending Fund Balance									
a) Nonspendable									
Revolving Cash		9711	0.00	0.00	0.00	0.00	0.00	0.00	0.0%
Stores		9712	0.00	0.00	0.00	0.00	0.00	0.00	0.0%
Prepaid Items		9713	0.00	0.00	0.00	0.00	0.00	0.00	0.0%
All Others		9719	0.00	0.00	0.00	0.00	0.00	0.00	0.0%
b) Restricted		9740	0.00	19,968,505.24	19,968,505.24	0.00	13,561,415.14	13,561,415.14	-32.1%
c) Committed									
Stabilization Arrangements		9750	0.00	0.00	0.00	0.00	0.00	0.00	0.0%
Other Commitments (by Resource/Object)		9760	0.00	0.00	0.00	0.00	0.00	0.00	0.0%
d) Assigned									
Other Assignments (by Resource/Object)		9780	0.00	0.00	0.00	0.00	0.00	0.00	0.0%
e) Unassigned/Unappropriated									
Reserve for Economic Uncertainties		9789	0.00	0.00	0.00	0.00	0.00	0.00	0.0%
Unassigned/Unappropriated Amount		9790	31,512,041.22	(.07)	31,512,041.15	21,925,749.47	(.08)	21,925,749.39	-30.4%

Resource	Description	2024-25 Estimated Actuals	2025-26 Budget
2600	Expanded Learning Opportunities Program	6,295,510.06	6,168,295.45
3010	ESSA: Title I, Part A, Basic Grants Low-Income and Neglected	.01	.02
3214	Elementary and Secondary School Emergency Relief III (ESSER III) Fund: Learning Loss	.01	.01
3310	Special Ed: IDEA Basic Local Assistance Entitlement, Part B, Sec 611	.02	.01
3550	Strengthening Career and Technical Education for the 21st Century (Perkins V): Secondary, Section 131	0.00	78,771.55
4203	ESSA: Title III, English Learner Student Program	.02	.02
5380	Child Nutrition: School Breakfast Startup	.01	.01
5650	FEMA Public Assistance Funds	2,921,716.00	2,921,716.00
5810	Other Restricted Federal	.02	.02
6010	After School Education and Safety (ASES)	74,072.57	389,467.57
6266	Educator Effectiveness, FY 2021-22	227,023.04	.01
6271	National Board for Professional Teaching Standards Certification Incentive Program	0.00	5,000.00
6300	Lottery: Instructional Materials	1,359,137.03	38,687.03
6387	Career Technical Education Incentive Grant Program	.01	.01
6770	Arts and Music in Schools (AMS)-Funding Guarantee and Accountability Act (Prop 28)	1,658,058.84	0.00
7032	Child Nutrition: Kitchen Infrastructure and Training Funds - 2022 KIT Funds	4,894.75	4,894.75
7311	Classified School Employee Professional Development Block Grant	87,699.08	87,699.08
7388	SB 117 COVID-19 LEA Response Funds	.76	.76
7412	A-G Access/Success Grant	514,791.42	0.00
7413	A-G Learning Loss Mitigation Grant	46,971.18	.01
7510	Low-Performing Students Block Grant	4.77	4.77
7810	Other Restricted State	131,386.00	131,386.00
8150	Ongoing & Major Maintenance Account (RMA: Education Code Section 17070.75)	1,106,314.49	451,478.59
9010	Other Restricted Local	5,540,925.15	3,284,013.47
Total, Restricted Balance		19,968,505.24	13,561,415.14

Description	Resource Codes	Object Codes	2024-25 Estimated Actuals	2025-26 Budget	Percent Difference
A. REVENUES					
1) LCFF Sources		8010-8099	0.00	0.00	0.0%
2) Federal Revenue		8100-8299	542,243.00	542,243.00	0.0%
3) Other State Revenue		8300-8599	4,780,164.00	4,780,164.00	0.0%
4) Other Local Revenue		8600-8799	235,005.27	405,028.48	72.3%
5) TOTAL, REVENUES			5,557,412.27	5,727,435.48	3.1%
B. EXPENDITURES					
1) Certificated Salaries		1000-1999	2,772,526.66	2,497,900.47	-9.9%
2) Classified Salaries		2000-2999	727,829.64	696,305.59	-4.3%
3) Employee Benefits		3000-3999	1,228,747.55	1,048,484.64	-14.7%
4) Books and Supplies		4000-4999	745,203.47	516,600.00	-30.7%
5) Services and Other Operating Expenditures		5000-5999	663,368.57	518,832.01	-21.8%
6) Capital Outlay		6000-6999	206,470.76	750,000.00	263.2%
7) Other Outgo (excluding Transfers of Indirect Costs)		7100-7299, 7400-7499	0.00	0.00	0.0%
8) Other Outgo - Transfers of Indirect Costs		7300-7399	266,208.68	248,545.79	-6.6%
9) TOTAL, EXPENDITURES			6,610,355.33	6,276,668.50	-5.0%
C. EXCESS (DEFICIENCY) OF REVENUES OVER EXPENDITURES BEFORE OTHER FINANCING SOURCES AND USES (A5 - B9)			(1,052,943.06)	(549,233.02)	-47.8%
D. OTHER FINANCING SOURCES/USES					
1) Interfund Transfers					
a) Transfers In		8900-8929	0.00	0.00	0.0%
b) Transfers Out		7600-7629	0.00	0.00	0.0%
2) Other Sources/Uses					
a) Sources		8930-8979	0.00	0.00	0.0%
b) Uses		7630-7699	0.00	0.00	0.0%
3) Contributions		8980-8999	0.00	0.00	0.0%
4) TOTAL, OTHER FINANCING SOURCES/USES			0.00	0.00	0.0%
E. NET INCREASE (DECREASE) IN FUND BALANCE (C + D4)			(1,052,943.06)	(549,233.02)	-47.8%
F. FUND BALANCE, RESERVES					
1) Beginning Fund Balance					
a) As of July 1 - Unaudited		9791	4,411,168.44	3,358,225.38	-23.9%
b) Audit Adjustments		9793	0.00	0.00	0.0%
c) As of July 1 - Audited (F1a + F1b)			4,411,168.44	3,358,225.38	-23.9%
d) Other Restatements		9795	0.00	0.00	0.0%
e) Adjusted Beginning Balance (F1c + F1d)			4,411,168.44	3,358,225.38	-23.9%
2) Ending Balance, June 30 (E + F1e)			3,358,225.38	2,808,992.36	-16.4%
Components of Ending Fund Balance					
a) Nonspendable					
Revolving Cash		9711	0.00	0.00	0.0%
Stores		9712	0.00	0.00	0.0%
Prepaid Items		9713	0.00	0.00	0.0%
All Others		9719	0.00	0.00	0.0%
b) Restricted		9740	1,564,831.67	1,356,680.14	-13.3%
c) Committed					
Stabilization Arrangements		9750	0.00	0.00	0.0%
Other Commitments		9760	0.00	0.00	0.0%
d) Assigned					
Other Assignments		9780	1,793,393.72	1,452,312.24	-19.0%
e) Unassigned/Unappropriated Reserve for Economic Uncertainties		9789	0.00	0.00	0.0%
Unassigned/Unappropriated Amount		9790	(0.01)	(0.02)	100.0%
G. ASSETS					
1) Cash					
a) in County Treasury		9110	0.00		
1) Fair Value Adjustment to Cash in County Treasury		9111	0.00		
b) in Banks		9120	0.00		
c) in Revolving Cash Account		9130	0.00		
d) with Fiscal Agent/Trustee		9135	0.00		

Description	Resource Codes	Object Codes	2024-25 Estimated Actuals	2025-26 Budget	Percent Difference
e) Collections Awaiting Deposit		9140	0.00		
2) Investments		9150	0.00		
3) Accounts Receivable		9200	0.00		
4) Due from Grantor Government		9290	0.00		
5) Due from Other Funds		9310	0.00		
6) Stores		9320	0.00		
7) Prepaid Expenditures		9330	0.00		
8) Other Current Assets		9340	0.00		
9) Lease Receivable		9380	0.00		
10) TOTAL, ASSETS			0.00		
H. DEFERRED OUTFLOWS OF RESOURCES					
1) Deferred Outflows of Resources		9490	0.00		
2) TOTAL, DEFERRED OUTFLOWS			0.00		
I. LIABILITIES					
1) Accounts Payable		9500	0.00		
2) Due to Grantor Governments		9590	0.00		
3) Due to Other Funds		9610	0.00		
4) Current Loans		9640			
5) Unearned Revenue		9650	0.00		
6) TOTAL, LIABILITIES			0.00		
J. DEFERRED INFLOWS OF RESOURCES					
1) Deferred Inflows of Resources		9690	0.00		
2) TOTAL, DEFERRED INFLOWS			0.00		
K. FUND EQUITY					
(G10 + H2) - (I6 + J2)			0.00		
LCFF SOURCES					
LCFF Transfers					
LCFF Transfers - Current Year		8091	0.00	0.00	0.0%
LCFF Transfers - Prior Years		8099	0.00	0.00	0.0%
TOTAL, LCFF SOURCES			0.00	0.00	0.0%
FEDERAL REVENUE					
Interagency Contracts Between LEAs		8285	0.00	0.00	0.0%
Pass-Through Revenues from					
Federal Sources		8287	0.00	0.00	0.0%
Career and Technical Education	3500-3599	8290	0.00	0.00	0.0%
All Other Federal Revenue	All Other	8290	542,243.00	542,243.00	0.0%
TOTAL, FEDERAL REVENUE			542,243.00	542,243.00	0.0%
OTHER STATE REVENUE					
Other State Apportionments					
All Other State Apportionments - Current Year		8311	0.00	0.00	0.0%
All Other State Apportionments - Prior Years		8319	0.00	0.00	0.0%
Pass-Through Revenues from State Sources		8587	0.00	0.00	0.0%
Adult Education Program	6391	8590	4,740,610.00	4,740,610.00	0.0%
All Other State Revenue	All Other	8590	39,554.00	39,554.00	0.0%
TOTAL, OTHER STATE REVENUE			4,780,164.00	4,780,164.00	0.0%
OTHER LOCAL REVENUE					
Other Local Revenue					
Sales					
Sale of Equipment/Supplies		8631	0.00	0.00	0.0%
Leases and Rentals		8650	0.00	0.00	0.0%
Interest		8660	(23.21)	170,000.00	-732,542.9%
Net Increase (Decrease) in the Fair Value of Investments		8662	0.00	0.00	0.0%
Fees and Contracts					
Adult Education Fees		8671	235,028.48	235,028.48	0.0%
Interagency Services		8677	0.00	0.00	0.0%
Other Local Revenue					
All Other Local Revenue		8699	0.00	0.00	0.0%

Description	Resource Codes	Object Codes	2024-25 Estimated Actuals	2025-26 Budget	Percent Difference
Tuition		8710	0.00	0.00	0.0%
TOTAL, OTHER LOCAL REVENUE			235,005.27	405,028.48	72.3%
TOTAL, REVENUES			5,557,412.27	5,727,435.48	3.1%
CERTIFICATED SALARIES					
Certificated Teachers' Salaries		1100	1,941,929.77	1,851,806.72	-4.6%
Certificated Pupil Support Salaries		1200	208,245.72	0.00	-100.0%
Certificated Supervisors' and Administrators' Salaries		1300	435,189.05	468,398.70	7.6%
Other Certificated Salaries		1900	187,162.12	177,695.05	-5.1%
TOTAL, CERTIFICATED SALARIES			2,772,526.66	2,497,900.47	-9.9%
CLASSIFIED SALARIES					
Classified Instructional Salaries		2100	147,394.12	20,798.25	-85.9%
Classified Support Salaries		2200	227,311.19	199,076.59	-12.4%
Classified Supervisors' and Administrators' Salaries		2300	0.00	0.00	0.0%
Clerical, Technical and Office Salaries		2400	353,058.33	476,034.75	34.8%
Other Classified Salaries		2900	66.00	396.00	500.0%
TOTAL, CLASSIFIED SALARIES			727,829.64	696,305.59	-4.3%
EMPLOYEE BENEFITS					
STRS		3101-3102	463,687.36	461,757.12	-0.4%
PERS		3201-3202	216,388.41	205,464.93	-5.0%
OASDI/Medicare/Alternative		3301-3302	105,298.54	82,649.36	-21.5%
Health and Welfare Benefits		3401-3402	341,721.88	210,772.58	-38.3%
Unemployment Insurance		3501-3502	1,739.27	1,597.11	-8.2%
Workers' Compensation		3601-3602	89,949.29	76,660.94	-14.8%
OPEB, Allocated		3701-3702	9,962.80	9,582.60	-3.8%
OPEB, Active Employees		3751-3752	0.00	0.00	0.0%
Other Employee Benefits		3901-3902	0.00	0.00	0.0%
TOTAL, EMPLOYEE BENEFITS			1,228,747.55	1,048,484.64	-14.7%
BOOKS AND SUPPLIES					
Approved Textbooks and Core Curricula Materials		4100	0.00	0.00	0.0%
Books and Other Reference Materials		4200	170,893.75	140,600.00	-17.7%
Materials and Supplies		4300	196,726.49	144,000.00	-26.8%
Noncapitalized Equipment		4400	377,583.23	232,000.00	-38.6%
TOTAL, BOOKS AND SUPPLIES			745,203.47	516,600.00	-30.7%
SERVICES AND OTHER OPERATING EXPENDITURES					
Subagreements for Services		5100	5,000.00	0.00	-100.0%
Travel and Conferences		5200	7,380.41	9,500.00	28.7%
Dues and Memberships		5300	1,137.00	750.00	-34.0%
Insurance		5400-5450	0.00	0.00	0.0%
Operations and Housekeeping Services		5500	9,487.35	42,000.00	342.7%
Rentals, Leases, Repairs, and Noncapitalized Improvements		5600	4,219.57	0.00	-100.0%
Transfers of Direct Costs		5710	(0.01)	0.01	-200.0%
Transfers of Direct Costs - Interfund		5750	15,120.13	20,000.00	32.3%
Professional/Consulting Services and Operating Expenditures		5800	558,028.76	385,000.00	-31.0%
Communications		5900	62,995.36	61,582.00	-2.2%
TOTAL, SERVICES AND OTHER OPERATING EXPENDITURES			663,368.57	518,832.01	-21.8%
CAPITAL OUTLAY					
Land		6100	0.00	0.00	0.0%
Land Improvements		6170	0.00	0.00	0.0%
Buildings and Improvements of Buildings		6200	31,009.01	0.00	-100.0%
Equipment		6400	2,972.48	0.00	-100.0%
Equipment Replacement		6500	172,489.27	750,000.00	334.8%
Lease Assets		6600	0.00	0.00	0.0%
Subscription Assets		6700	0.00	0.00	0.0%
TOTAL, CAPITAL OUTLAY			206,470.76	750,000.00	263.2%
OTHER OUTGO (excluding Transfers of Indirect Costs)					
Tuition					
Tuition, Excess Costs, and/or Deficit Payments					

Description	Resource Codes	Object Codes	2024-25 Estimated Actuals	2025-26 Budget	Percent Difference
Payments to Districts or Charter Schools		7141	0.00	0.00	0.0%
Payments to County Offices		7142	0.00	0.00	0.0%
Payments to JPAs		7143	0.00	0.00	0.0%
Other Transfers Out					
Transfers of Pass-Through Revenues					
To Districts or Charter Schools		7211	0.00	0.00	0.0%
To County Offices		7212	0.00	0.00	0.0%
To JPAs		7213	0.00	0.00	0.0%
Debt Service					
Debt Service - Interest		7438	0.00	0.00	0.0%
Other Debt Service - Principal		7439	0.00	0.00	0.0%
TOTAL, OTHER OUTGO (excluding Transfers of Indirect Costs)			0.00	0.00	0.0%
OTHER OUTGO - TRANSFERS OF INDIRECT COSTS					
Transfers of Indirect Costs - Interfund		7350	266,208.68	248,545.79	-6.6%
TOTAL, OTHER OUTGO - TRANSFERS OF INDIRECT COSTS			266,208.68	248,545.79	-6.6%
TOTAL, EXPENDITURES			6,610,355.33	6,276,668.50	-5.0%
INTERFUND TRANSFERS					
INTERFUND TRANSFERS IN					
Other Authorized Interfund Transfers In		8919	0.00	0.00	0.0%
(a) TOTAL, INTERFUND TRANSFERS IN			0.00	0.00	0.0%
INTERFUND TRANSFERS OUT					
To: State School Building Fund/County School Facilities Fund		7613	0.00	0.00	0.0%
Other Authorized Interfund Transfers Out		7619	0.00	0.00	0.0%
(b) TOTAL, INTERFUND TRANSFERS OUT			0.00	0.00	0.0%
OTHER SOURCES/USES					
SOURCES					
Other Sources					
Transfers from Funds of Lapsed/Reorganized LEAs		8965	0.00	0.00	0.0%
Long-Term Debt Proceeds					
Proceeds from Certificates of Participation		8971	0.00	0.00	0.0%
Proceeds from Leases		8972	0.00	0.00	0.0%
Proceeds from SBITAs		8974	0.00	0.00	0.0%
All Other Financing Sources		8979	0.00	0.00	0.0%
(c) TOTAL, SOURCES			0.00	0.00	0.0%
USES					
Transfers of Funds from Lapsed/Reorganized LEAs		7651	0.00	0.00	0.0%
All Other Financing Uses		7699	0.00	0.00	0.0%
(d) TOTAL, USES			0.00	0.00	0.0%
CONTRIBUTIONS					
Contributions from Unrestricted Revenues		8980	0.00	0.00	0.0%
Contributions from Restricted Revenues		8990	0.00	0.00	0.0%
(e) TOTAL, CONTRIBUTIONS			0.00	0.00	0.0%
TOTAL, OTHER FINANCING SOURCES/USES (a - b + c - d + e)			0.00	0.00	0.0%

Description	Function Codes	Object Codes	2024-25 Estimated Actuals	2025-26 Budget	Percent Difference
A. REVENUES					
1) LCFF Sources		8010-8099	0.00	0.00	0.0%
2) Federal Revenue		8100-8299	542,243.00	542,243.00	0.0%
3) Other State Revenue		8300-8599	4,780,164.00	4,780,164.00	0.0%
4) Other Local Revenue		8600-8799	235,005.27	405,028.48	72.3%
5) TOTAL, REVENUES			5,557,412.27	5,727,435.48	3.1%
B. EXPENDITURES (Objects 1000-7999)					
1) Instruction	1000-1999		3,787,569.77	3,133,473.85	-17.3%
2) Instruction - Related Services	2000-2999		1,872,700.09	2,555,647.04	36.5%
3) Pupil Services	3000-3999		278,313.05	0.00	-100.0%
4) Ancillary Services	4000-4999		0.00	0.00	0.0%
5) Community Services	5000-5999		0.00	0.00	0.0%
6) Enterprise	6000-6999		0.00	0.00	0.0%
7) General Administration	7000-7999		266,208.68	248,545.79	-6.6%
8) Plant Services	8000-8999		405,563.74	339,001.82	-16.4%
9) Other Outgo	9000-9999	Except 7600-7699	0.00	0.00	0.0%
10) TOTAL, EXPENDITURES			6,610,355.33	6,276,668.50	-5.0%
C. EXCESS (DEFICIENCY) OF REVENUES OVER EXPENDITURES BEFORE OTHER FINANCING SOURCES AND USES (A5 - B10)			(1,052,943.06)	(549,233.02)	-47.8%
D. OTHER FINANCING SOURCES/USES					
1) Interfund Transfers					
a) Transfers In		8900-8929	0.00	0.00	0.0%
b) Transfers Out		7600-7629	0.00	0.00	0.0%
2) Other Sources/Uses					
a) Sources		8930-8979	0.00	0.00	0.0%
b) Uses		7630-7699	0.00	0.00	0.0%
3) Contributions		8980-8999	0.00	0.00	0.0%
4) TOTAL, OTHER FINANCING SOURCES/USES			0.00	0.00	0.0%
E. NET INCREASE (DECREASE) IN FUND BALANCE (C + D4)			(1,052,943.06)	(549,233.02)	-47.8%
F. FUND BALANCE, RESERVES					
1) Beginning Fund Balance					
a) As of July 1 - Unaudited		9791	4,411,168.44	3,358,225.38	-23.9%
b) Audit Adjustments		9793	0.00	0.00	0.0%
c) As of July 1 - Audited (F1a + F1b)			4,411,168.44	3,358,225.38	-23.9%
d) Other Restatements		9795	0.00	0.00	0.0%
e) Adjusted Beginning Balance (F1c + F1d)			4,411,168.44	3,358,225.38	-23.9%
2) Ending Balance, June 30 (E + F1e)			3,358,225.38	2,808,992.36	-16.4%
Components of Ending Fund Balance					
a) Nonspendable					
Revolving Cash		9711	0.00	0.00	0.0%
Stores		9712	0.00	0.00	0.0%
Prepaid Items		9713	0.00	0.00	0.0%
All Others		9719	0.00	0.00	0.0%
b) Restricted		9740	1,564,831.67	1,356,680.14	-13.3%
c) Committed					
Stabilization Arrangements		9750	0.00	0.00	0.0%
Other Commitments (by Resource/Object)		9760	0.00	0.00	0.0%
d) Assigned					
Other Assignments (by Resource/Object)		9780	1,793,393.72	1,452,312.24	-19.0%
e) Unassigned/Unappropriated					
Reserve for Economic Uncertainties		9789	0.00	0.00	0.0%
Unassigned/Unappropriated Amount		9790	(0.01)	(0.02)	100.0%

Resource	Description	2024-25 Estimated Actuals	2025-26 Budget
3905	Adult Education: Adult Basic Education, English Language Acquisition, and English Literacy and Civics Education	.01	.02
3926	Adult Education: Integrated English Literacy and Civics Education	0.00	.01
6371	CalWORKs for ROCP or Adult Education	.01	0.00
6391	Adult Education Program	1,564,831.65	1,356,680.11
Total, Restricted Balance		1,564,831.67	1,356,680.14

Description	Resource Codes	Object Codes	2024-25 Estimated Actuals	2025-26 Budget	Percent Difference
A. REVENUES					
1) LCFF Sources		8010-8099	0.00	0.00	0.0%
2) Federal Revenue		8100-8299	298,913.00	271,371.00	-9.2%
3) Other State Revenue		8300-8599	775,061.00	789,998.00	1.9%
4) Other Local Revenue		8600-8799	3,328,441.37	3,419,539.20	2.7%
5) TOTAL, REVENUES			4,402,415.37	4,480,908.20	1.8%
B. EXPENDITURES					
1) Certificated Salaries		1000-1999	1,165,768.34	1,075,142.80	-7.8%
2) Classified Salaries		2000-2999	890,187.44	944,615.10	6.1%
3) Employee Benefits		3000-3999	1,034,219.14	854,612.82	-17.4%
4) Books and Supplies		4000-4999	140,033.34	152,200.00	8.7%
5) Services and Other Operating Expenditures		5000-5999	110,554.59	144,967.28	31.1%
6) Capital Outlay		6000-6999	0.00	0.00	0.0%
7) Other Outgo (excluding Transfers of Indirect Costs)		7100-7299, 7400-7499	0.00	0.00	0.0%
8) Other Outgo - Transfers of Indirect Costs		7300-7399	177,568.77	219,868.11	23.8%
9) TOTAL, EXPENDITURES			3,518,331.62	3,391,406.11	-3.6%
C. EXCESS (DEFICIENCY) OF REVENUES OVER EXPENDITURES BEFORE OTHER FINANCING SOURCES AND USES (A5 - B9)			884,083.75	1,089,502.09	23.2%
D. OTHER FINANCING SOURCES/USES					
1) Interfund Transfers					
a) Transfers In		8900-8929	0.00	0.00	0.0%
b) Transfers Out		7600-7629	0.00	0.00	0.0%
2) Other Sources/Uses					
a) Sources		8930-8979	0.00	0.00	0.0%
b) Uses		7630-7699	0.00	0.00	0.0%
3) Contributions		8980-8999	0.00	0.00	0.0%
4) TOTAL, OTHER FINANCING SOURCES/USES			0.00	0.00	0.0%
E. NET INCREASE (DECREASE) IN FUND BALANCE (C + D4)			884,083.75	1,089,502.09	23.2%
F. FUND BALANCE, RESERVES					
1) Beginning Fund Balance					
a) As of July 1 - Unaudited		9791	444,839.85	1,328,923.60	198.7%
b) Audit Adjustments		9793	0.00	0.00	0.0%
c) As of July 1 - Audited (F1a + F1b)			444,839.85	1,328,923.60	198.7%
d) Other Restatements		9795	0.00	0.00	0.0%
e) Adjusted Beginning Balance (F1c + F1d)			444,839.85	1,328,923.60	198.7%
2) Ending Balance, June 30 (E + F1e)			1,328,923.60	2,418,425.69	82.0%
Components of Ending Fund Balance					
a) Nonspendable					
Revolving Cash		9711	0.00	0.00	0.0%
Stores		9712	0.00	0.00	0.0%
Prepaid Items		9713	0.00	0.00	0.0%
All Others		9719	0.00	0.00	0.0%
b) Restricted		9740	1,328,923.64	2,418,425.73	82.0%
c) Committed					
Stabilization Arrangements		9750	0.00	0.00	0.0%
Other Commitments		9760	0.00	0.00	0.0%
d) Assigned					
Other Assignments		9780	0.00	0.00	0.0%
e) Unassigned/Unappropriated Reserve for Economic Uncertainties		9789	0.00	0.00	0.0%
Unassigned/Unappropriated Amount		9790	(0.04)	(0.04)	0.0%
G. ASSETS					
1) Cash					
a) in County Treasury		9110	0.00		
1) Fair Value Adjustment to Cash in County Treasury		9111	0.00		
b) in Banks		9120	0.00		
c) in Revolving Cash Account		9130	0.00		
d) with Fiscal Agent/Trustee		9135	0.00		

Description	Resource Codes	Object Codes	2024-25 Estimated Actuals	2025-26 Budget	Percent Difference
e) Collections Awaiting Deposit		9140	0.00		
2) Investments		9150	0.00		
3) Accounts Receivable		9200	0.00		
4) Due from Grantor Government		9290	0.00		
5) Due from Other Funds		9310	0.00		
6) Stores		9320	0.00		
7) Prepaid Expenditures		9330	0.00		
8) Other Current Assets		9340	0.00		
9) Lease Receivable		9380	0.00		
10) TOTAL, ASSETS			0.00		
H. DEFERRED OUTFLOWS OF RESOURCES					
1) Deferred Outflows of Resources		9490	0.00		
2) TOTAL, DEFERRED OUTFLOWS			0.00		
I. LIABILITIES					
1) Accounts Payable		9500	0.00		
2) Due to Grantor Governments		9590	0.00		
3) Due to Other Funds		9610	0.00		
4) Current Loans		9640			
5) Unearned Revenue		9650	0.00		
6) TOTAL, LIABILITIES			0.00		
J. DEFERRED INFLOWS OF RESOURCES					
1) Deferred Inflows of Resources		9690	0.00		
2) TOTAL, DEFERRED INFLOWS			0.00		
K. FUND EQUITY					
(G10 + H2) - (I6 + J2)			0.00		
FEDERAL REVENUE					
Child Nutrition Programs		8220	33,376.00	31,040.00	-7.0%
Interagency Contracts Between LEAs		8285	0.00	0.00	0.0%
Title I, Part A, Basic	3010	8290	0.00	0.00	0.0%
All Other Federal Revenue	All Other	8290	265,537.00	240,331.00	-9.5%
TOTAL, FEDERAL REVENUE			298,913.00	271,371.00	-9.2%
OTHER STATE REVENUE					
Child Nutrition Programs		8520	917.00	960.00	4.7%
Child Development Apportionments		8530	0.00	0.00	0.0%
Pass-Through Revenues from State Sources		8587	0.00	0.00	0.0%
Expanded Learning Opportunities Program (ELO-P)	2600	8590	0.00	0.00	0.0%
State Preschool	6105	8590	743,364.00	789,038.00	6.1%
Arts and Music in Schools (Prop 28)	6770	8590	0.00	0.00	0.0%
All Other State Revenue	All Other	8590	30,780.00	0.00	-100.0%
TOTAL, OTHER STATE REVENUE			775,061.00	789,998.00	1.9%
OTHER LOCAL REVENUE					
Other Local Revenue					
Sales					
Sale of Equipment/Supplies		8631	0.00	0.00	0.0%
Food Service Sales		8634	0.00	0.00	0.0%
Interest		8660	(22.21)	4,000.00	-18,109.9%
Net Increase (Decrease) in the Fair Value of Investments		8662	0.00	0.00	0.0%
Fees and Contracts					
Child Development Parent Fees		8673	3,325,473.58	3,415,539.20	2.7%
Interagency Services		8677	0.00	0.00	0.0%
All Other Fees and Contracts		8689	0.00	0.00	0.0%
Other Local Revenue					
All Other Local Revenue		8699	2,990.00	0.00	-100.0%
All Other Transfers In from All Others		8799	0.00	0.00	0.0%
TOTAL, OTHER LOCAL REVENUE			3,328,441.37	3,419,539.20	2.7%
TOTAL, REVENUES			4,402,415.37	4,480,908.20	1.8%
CERTIFICATED SALARIES					

Description	Resource Codes	Object Codes	2024-25 Estimated Actuals	2025-26 Budget	Percent Difference
Certificated Teachers' Salaries		1100	1,031,340.02	1,075,142.80	4.2%
Certificated Pupil Support Salaries		1200	1,602.54	0.00	-100.0%
Certificated Supervisors' and Administrators' Salaries		1300	132,759.78	0.00	-100.0%
Other Certificated Salaries		1900	66.00	0.00	-100.0%
TOTAL, CERTIFICATED SALARIES			1,165,768.34	1,075,142.80	-7.8%
CLASSIFIED SALARIES					
Classified Instructional Salaries		2100	667,474.80	790,512.16	18.4%
Classified Support Salaries		2200	57,873.30	51,960.00	-10.2%
Classified Supervisors' and Administrators' Salaries		2300	0.00	0.00	0.0%
Clerical, Technical and Office Salaries		2400	146,713.34	92,942.94	-36.6%
Other Classified Salaries		2900	18,126.00	9,200.00	-49.2%
TOTAL, CLASSIFIED SALARIES			890,187.44	944,615.10	6.1%
EMPLOYEE BENEFITS					
STRS		3101-3102	127,163.05	126,592.09	-0.4%
PERS		3201-3202	358,595.70	353,241.07	-1.5%
OASDI/Medicare/Alternative		3301-3302	107,667.26	106,354.92	-1.2%
Health and Welfare Benefits		3401-3402	382,270.88	212,913.59	-44.3%
Unemployment Insurance		3501-3502	978.90	1,005.28	2.7%
Workers' Compensation		3601-3602	51,474.36	48,474.20	-5.8%
OPEB, Allocated		3701-3702	6,068.99	6,031.67	-0.6%
OPEB, Active Employees		3751-3752	0.00	0.00	0.0%
Other Employee Benefits		3901-3902	0.00	0.00	0.0%
TOTAL, EMPLOYEE BENEFITS			1,034,219.14	854,612.82	-17.4%
BOOKS AND SUPPLIES					
Approved Textbooks and Core Curricula Materials		4100	0.00	0.00	0.0%
Books and Other Reference Materials		4200	0.00	0.00	0.0%
Materials and Supplies		4300	94,349.28	99,200.00	5.1%
Noncapitalized Equipment		4400	0.00	0.00	0.0%
Food		4700	45,684.06	53,000.00	16.0%
TOTAL, BOOKS AND SUPPLIES			140,033.34	152,200.00	8.7%
SERVICES AND OTHER OPERATING EXPENDITURES					
Subagreements for Services		5100	0.00	0.00	0.0%
Travel and Conferences		5200	1,488.88	1,350.00	-9.3%
Dues and Memberships		5300	0.00	0.00	0.0%
Insurance		5400-5450	0.00	0.00	0.0%
Operations and Housekeeping Services		5500	4,236.69	32,000.00	655.3%
Rentals, Leases, Repairs, and Noncapitalized Improvements		5600	0.00	0.00	0.0%
Transfers of Direct Costs		5710	0.00	0.00	0.0%
Transfers of Direct Costs - Interfund		5750	(282,804.27)	(279,632.72)	-1.1%
Professional/Consulting Services and Operating Expenditures		5800	387,190.00	390,300.00	0.8%
Communications		5900	443.29	950.00	114.3%
TOTAL, SERVICES AND OTHER OPERATING EXPENDITURES			110,554.59	144,967.28	31.1%
CAPITAL OUTLAY					
Land		6100	0.00	0.00	0.0%
Land Improvements		6170	0.00	0.00	0.0%
Buildings and Improvements of Buildings		6200	0.00	0.00	0.0%
Equipment		6400	0.00	0.00	0.0%
Equipment Replacement		6500	0.00	0.00	0.0%
Lease Assets		6600	0.00	0.00	0.0%
Subscription Assets		6700	0.00	0.00	0.0%
TOTAL, CAPITAL OUTLAY			0.00	0.00	0.0%
OTHER OUTGO (excluding Transfers of Indirect Costs)					
Other Transfers Out					
All Other Transfers Out to All Others		7299	0.00	0.00	0.0%
Debt Service					
Debt Service - Interest		7438	0.00	0.00	0.0%
Other Debt Service - Principal		7439	0.00	0.00	0.0%

Description	Resource Codes	Object Codes	2024-25 Estimated Actuals	2025-26 Budget	Percent Difference
TOTAL, OTHER OUTGO (excluding Transfers of Indirect Costs)			0.00	0.00	0.0%
OTHER OUTGO - TRANSFERS OF INDIRECT COSTS					
Transfers of Indirect Costs - Interfund		7350	177,568.77	219,868.11	23.8%
TOTAL, OTHER OUTGO - TRANSFERS OF INDIRECT COSTS			177,568.77	219,868.11	23.8%
TOTAL, EXPENDITURES			3,518,331.62	3,391,406.11	-3.6%
INTERFUND TRANSFERS					
INTERFUND TRANSFERS IN					
From: General Fund		8911	0.00	0.00	0.0%
Other Authorized Interfund Transfers In		8919	0.00	0.00	0.0%
(a) TOTAL, INTERFUND TRANSFERS IN			0.00	0.00	0.0%
INTERFUND TRANSFERS OUT					
Other Authorized Interfund Transfers Out		7619	0.00	0.00	0.0%
(b) TOTAL, INTERFUND TRANSFERS OUT			0.00	0.00	0.0%
OTHER SOURCES/USES					
SOURCES					
Other Sources					
Transfers from Funds of Lapsed/Reorganized LEAs		8965	0.00	0.00	0.0%
Long-Term Debt Proceeds					
Proceeds from Certificates of Participation		8971	0.00	0.00	0.0%
Proceeds from Leases		8972	0.00	0.00	0.0%
Proceeds from SBITAs		8974	0.00	0.00	0.0%
All Other Financing Sources		8979	0.00	0.00	0.0%
(c) TOTAL, SOURCES			0.00	0.00	0.0%
USES					
Transfers of Funds from Lapsed/Reorganized LEAs		7651	0.00	0.00	0.0%
All Other Financing Uses		7699	0.00	0.00	0.0%
(d) TOTAL, USES			0.00	0.00	0.0%
CONTRIBUTIONS					
Contributions from Unrestricted Revenues		8980	0.00	0.00	0.0%
Contributions from Restricted Revenues		8990	0.00	0.00	0.0%
(e) TOTAL, CONTRIBUTIONS			0.00	0.00	0.0%
TOTAL, OTHER FINANCING SOURCES/USES (a - b + c - d + e)			0.00	0.00	0.0%

Description	Function Codes	Object Codes	2024-25 Estimated Actuals	2025-26 Budget	Percent Difference
A. REVENUES					
1) LCFF Sources		8010-8099	0.00	0.00	0.0%
2) Federal Revenue		8100-8299	298,913.00	271,371.00	-9.2%
3) Other State Revenue		8300-8599	775,061.00	789,998.00	1.9%
4) Other Local Revenue		8600-8799	3,328,441.37	3,419,539.20	2.7%
5) TOTAL, REVENUES			4,402,415.37	4,480,908.20	1.8%
B. EXPENDITURES (Objects 1000-7999)					
1) Instruction	1000-1999		2,766,755.73	2,823,120.05	2.0%
2) Instruction - Related Services	2000-2999		393,254.55	142,953.13	-63.6%
3) Pupil Services	3000-3999		51,160.00	53,000.00	3.6%
4) Ancillary Services	4000-4999		0.00	0.00	0.0%
5) Community Services	5000-5999		0.00	0.00	0.0%
6) Enterprise	6000-6999		0.00	0.00	0.0%
7) General Administration	7000-7999		177,568.77	219,868.11	23.8%
8) Plant Services	8000-8999		129,592.57	152,464.82	17.6%
9) Other Outgo	9000-9999	Except 7600-7699	0.00	0.00	0.0%
10) TOTAL, EXPENDITURES			3,518,331.62	3,391,406.11	-3.6%
C. EXCESS (DEFICIENCY) OF REVENUES OVER EXPENDITURES BEFORE OTHER FINANCING SOURCES AND USES (A5 - B10)			884,083.75	1,089,502.09	23.2%
D. OTHER FINANCING SOURCES/USES					
1) Interfund Transfers					
a) Transfers In		8900-8929	0.00	0.00	0.0%
b) Transfers Out		7600-7629	0.00	0.00	0.0%
2) Other Sources/Uses					
a) Sources		8930-8979	0.00	0.00	0.0%
b) Uses		7630-7699	0.00	0.00	0.0%
3) Contributions		8980-8999	0.00	0.00	0.0%
4) TOTAL, OTHER FINANCING SOURCES/USES			0.00	0.00	0.0%
E. NET INCREASE (DECREASE) IN FUND BALANCE (C + D4)			884,083.75	1,089,502.09	23.2%
F. FUND BALANCE, RESERVES					
1) Beginning Fund Balance					
a) As of July 1 - Unaudited		9791	444,839.85	1,328,923.60	198.7%
b) Audit Adjustments		9793	0.00	0.00	0.0%
c) As of July 1 - Audited (F1a + F1b)			444,839.85	1,328,923.60	198.7%
d) Other Restatements		9795	0.00	0.00	0.0%
e) Adjusted Beginning Balance (F1c + F1d)			444,839.85	1,328,923.60	198.7%
2) Ending Balance, June 30 (E + F1e)			1,328,923.60	2,418,425.69	82.0%
Components of Ending Fund Balance					
a) Nonspendable					
Revolving Cash		9711	0.00	0.00	0.0%
Stores		9712	0.00	0.00	0.0%
Prepaid Items		9713	0.00	0.00	0.0%
All Others		9719	0.00	0.00	0.0%
b) Restricted		9740	1,328,923.64	2,418,425.73	82.0%
c) Committed					
Stabilization Arrangements		9750	0.00	0.00	0.0%
Other Commitments (by Resource/Object)		9760	0.00	0.00	0.0%
d) Assigned					
Other Assignments (by Resource/Object)		9780	0.00	0.00	0.0%
e) Unassigned/Unappropriated					
Reserve for Economic Uncertainties		9789	0.00	0.00	0.0%
Unassigned/Unappropriated Amount		9790	(0.04)	(0.04)	0.0%

Resource	Description	2024-25 Estimated Actuals	2025-26 Budget
5025	Early Education: Federal Child Care, Center-based	.01	.02
5160	Child Care and Development Programs Administered by California Department of Social Services (Federal Funds)	332,691.64	564,131.14
6129	Early Education: Center-Based Reserve Account for Department of Social Services Programs	20,522.10	20,522.10
7810	Other Restricted State	249,006.12	386,111.11
9010	Other Restricted Local	726,703.77	1,447,661.36
Total, Restricted Balance		1,328,923.64	2,418,425.73

Description	Resource Codes	Object Codes	2024-25 Estimated Actuals	2025-26 Budget	Percent Difference
A. REVENUES					
1) LCFF Sources		8010-8099	0.00	0.00	0.0%
2) Federal Revenue		8100-8299	2,272,275.00	0.00	-100.0%
3) Other State Revenue		8300-8599	4,509,366.00	0.00	-100.0%
4) Other Local Revenue		8600-8799	537,922.48	7,783,976.00	1,347.0%
5) TOTAL, REVENUES			7,319,563.48	7,783,976.00	6.3%
B. EXPENDITURES					
1) Certificated Salaries		1000-1999	0.00	0.00	0.0%
2) Classified Salaries		2000-2999	2,211,466.25	2,651,938.73	19.9%
3) Employee Benefits		3000-3999	902,210.10	1,182,003.67	31.0%
4) Books and Supplies		4000-4999	3,372,039.05	3,509,750.00	4.1%
5) Services and Other Operating Expenditures		5000-5999	348,706.58	197,950.00	-43.2%
6) Capital Outlay		6000-6999	1,451,982.52	1,000,000.00	-31.1%
7) Other Outgo (excluding Transfers of Indirect Costs)		7100-7299, 7400-7499	0.00	0.00	0.0%
8) Other Outgo - Transfers of Indirect Costs		7300-7399	213,301.88	312,581.83	46.5%
9) TOTAL, EXPENDITURES			8,499,706.38	8,854,224.23	4.2%
C. EXCESS (DEFICIENCY) OF REVENUES OVER EXPENDITURES BEFORE OTHER FINANCING SOURCES AND USES (A5 - B9)			(1,180,142.90)	(1,070,248.23)	-9.3%
D. OTHER FINANCING SOURCES/USES					
1) Interfund Transfers					
a) Transfers In		8900-8929	0.00	0.00	0.0%
b) Transfers Out		7600-7629	0.00	0.00	0.0%
2) Other Sources/Uses					
a) Sources		8930-8979	0.00	0.00	0.0%
b) Uses		7630-7699	0.00	0.00	0.0%
3) Contributions		8980-8999	0.00	0.00	0.0%
4) TOTAL, OTHER FINANCING SOURCES/USES			0.00	0.00	0.0%
E. NET INCREASE (DECREASE) IN FUND BALANCE (C + D4)			(1,180,142.90)	(1,070,248.23)	-9.3%
F. FUND BALANCE, RESERVES					
1) Beginning Fund Balance					
a) As of July 1 - Unaudited		9791	6,649,746.38	5,469,603.48	-17.7%
b) Audit Adjustments		9793	0.00	0.00	0.0%
c) As of July 1 - Audited (F1a + F1b)			6,649,746.38	5,469,603.48	-17.7%
d) Other Restatements		9795	0.00	0.00	0.0%
e) Adjusted Beginning Balance (F1c + F1d)			6,649,746.38	5,469,603.48	-17.7%
2) Ending Balance, June 30 (E + F1e)			5,469,603.48	4,399,355.25	-19.6%
Components of Ending Fund Balance					
a) Nonspendable					
Revolving Cash		9711	0.00	0.00	0.0%
Stores		9712	0.00	0.00	0.0%
Prepaid Items		9713	0.00	0.00	0.0%
All Others		9719	0.00	0.00	0.0%
b) Restricted		9740	5,455,436.55	4,385,188.32	-19.6%
c) Committed					
Stabilization Arrangements		9750	0.00	0.00	0.0%
Other Commitments		9760	0.00	0.00	0.0%
d) Assigned					
Other Assignments		9780	14,166.93	14,166.93	0.0%
e) Unassigned/Unappropriated Reserve for Economic Uncertainties		9789	0.00	0.00	0.0%
Unassigned/Unappropriated Amount		9790	0.00	0.00	0.0%
G. ASSETS					
1) Cash					
a) in County Treasury		9110	0.00		
1) Fair Value Adjustment to Cash in County Treasury		9111	0.00		
b) in Banks		9120	0.00		
c) in Revolving Cash Account		9130	0.00		
d) with Fiscal Agent/Trustee		9135	0.00		

Description	Resource Codes	Object Codes	2024-25 Estimated Actuals	2025-26 Budget	Percent Difference
e) Collections Awaiting Deposit		9140	0.00		
2) Investments		9150	0.00		
3) Accounts Receivable		9200	0.00		
4) Due from Grantor Government		9290	0.00		
5) Due from Other Funds		9310	0.00		
6) Stores		9320	0.00		
7) Prepaid Expenditures		9330	0.00		
8) Other Current Assets		9340	0.00		
9) Lease Receivable		9380	0.00		
10) TOTAL, ASSETS			0.00		
H. DEFERRED OUTFLOWS OF RESOURCES					
1) Deferred Outflows of Resources		9490	0.00		
2) TOTAL, DEFERRED OUTFLOWS			0.00		
I. LIABILITIES					
1) Accounts Payable		9500	0.00		
2) Due to Grantor Governments		9590	0.00		
3) Due to Other Funds		9610	0.00		
4) Current Loans		9640			
5) Unearned Revenue		9650	0.00		
6) TOTAL, LIABILITIES			0.00		
J. DEFERRED INFLOWS OF RESOURCES					
1) Deferred Inflows of Resources		9690	0.00		
2) TOTAL, DEFERRED INFLOWS			0.00		
K. FUND EQUITY					
(G10 + H2) - (I6 + J2)			0.00		
FEDERAL REVENUE					
Child Nutrition Programs		8220	2,272,275.00	0.00	-100.0%
Donated Food Commodities		8221	0.00	0.00	0.0%
All Other Federal Revenue		8290	0.00	0.00	0.0%
TOTAL, FEDERAL REVENUE			2,272,275.00	0.00	-100.0%
OTHER STATE REVENUE					
Child Nutrition Programs		8520	4,509,366.00	0.00	-100.0%
All Other State Revenue		8590	0.00	0.00	0.0%
TOTAL, OTHER STATE REVENUE			4,509,366.00	0.00	-100.0%
OTHER LOCAL REVENUE					
Other Local Revenue					
Sales					
Sale of Equipment/Supplies		8631	0.00	0.00	0.0%
Food Service Sales		8634	403,952.48	0.00	-100.0%
Leases and Rentals		8650	0.00	0.00	0.0%
Interest		8660	133,970.00	7,783,976.00	5,710.2%
Net Increase (Decrease) in the Fair Value of Investments		8662	0.00	0.00	0.0%
Fees and Contracts					
Interagency Services		8677	0.00	0.00	0.0%
Other Local Revenue					
All Other Local Revenue		8699	0.00	0.00	0.0%
TOTAL, OTHER LOCAL REVENUE			537,922.48	7,783,976.00	1,347.0%
TOTAL, REVENUES			7,319,563.48	7,783,976.00	6.3%
CERTIFICATED SALARIES					
Certificated Supervisors' and Administrators' Salaries		1300	0.00	0.00	0.0%
Other Certificated Salaries		1900	0.00	0.00	0.0%
TOTAL, CERTIFICATED SALARIES			0.00	0.00	0.0%
CLASSIFIED SALARIES					
Classified Support Salaries		2200	1,533,207.11	1,856,833.73	21.1%
Classified Supervisors' and Administrators' Salaries		2300	569,933.93	711,074.04	24.8%
Clerical, Technical and Office Salaries		2400	71,655.76	83,226.96	16.1%
Other Classified Salaries		2900	36,669.45	804.00	-97.8%

Description	Resource Codes	Object Codes	2024-25 Estimated Actuals	2025-26 Budget	Percent Difference
TOTAL, CLASSIFIED SALARIES			2,211,466.25	2,651,938.73	19.9%
EMPLOYEE BENEFITS					
STRS		3101-3102	0.00	0.00	0.0%
PERS		3201-3202	488,440.80	611,198.96	25.1%
OASDI/Medicare/Alternative		3301-3302	164,089.85	189,266.82	15.3%
Health and Welfare Benefits		3401-3402	185,038.18	308,609.57	66.8%
Unemployment Insurance		3501-3502	1,093.15	1,325.97	21.3%
Workers' Compensation		3601-3602	57,554.89	63,646.53	10.6%
OPEB, Allocated		3701-3702	5,993.23	7,955.82	32.7%
OPEB, Active Employees		3751-3752	0.00	0.00	0.0%
Other Employee Benefits		3901-3902	0.00	0.00	0.0%
TOTAL, EMPLOYEE BENEFITS			902,210.10	1,182,003.67	31.0%
BOOKS AND SUPPLIES					
Books and Other Reference Materials		4200	0.00	0.00	0.0%
Materials and Supplies		4300	369,003.93	409,750.00	11.0%
Noncapitalized Equipment		4400	509,783.33	600,000.00	17.7%
Food		4700	2,493,251.79	2,500,000.00	0.3%
TOTAL, BOOKS AND SUPPLIES			3,372,039.05	3,509,750.00	4.1%
SERVICES AND OTHER OPERATING EXPENDITURES					
Subagreements for Services		5100	0.00	0.00	0.0%
Travel and Conferences		5200	1,585.12	1,700.00	7.2%
Dues and Memberships		5300	0.00	1,500.00	New
Insurance		5400-5450	0.00	0.00	0.0%
Operations and Housekeeping Services		5500	19,000.00	20,000.00	5.3%
Rentals, Leases, Repairs, and Noncapitalized Improvements		5600	198,333.00	90,000.00	-54.6%
Transfers of Direct Costs		5710	0.00	0.00	0.0%
Transfers of Direct Costs - Interfund		5750	286.40	250.00	-12.7%
Professional/Consulting Services and Operating Expenditures		5800	128,666.32	80,000.00	-37.8%
Communications		5900	835.74	4,500.00	438.4%
TOTAL, SERVICES AND OTHER OPERATING EXPENDITURES			348,706.58	197,950.00	-43.2%
CAPITAL OUTLAY					
Buildings and Improvements of Buildings		6200	48,250.00	0.00	-100.0%
Equipment		6400	503,371.76	0.00	-100.0%
Equipment Replacement		6500	900,360.76	1,000,000.00	11.1%
Lease Assets		6600	0.00	0.00	0.0%
Subscription Assets		6700	0.00	0.00	0.0%
TOTAL, CAPITAL OUTLAY			1,451,982.52	1,000,000.00	-31.1%
OTHER OUTGO (excluding Transfers of Indirect Costs)					
Debt Service					
Debt Service - Interest		7438	0.00	0.00	0.0%
Other Debt Service - Principal		7439	0.00	0.00	0.0%
TOTAL, OTHER OUTGO (excluding Transfers of Indirect Costs)			0.00	0.00	0.0%
OTHER OUTGO - TRANSFERS OF INDIRECT COSTS					
Transfers of Indirect Costs - Interfund		7350	213,301.88	312,581.83	46.5%
TOTAL, OTHER OUTGO - TRANSFERS OF INDIRECT COSTS			213,301.88	312,581.83	46.5%
TOTAL, EXPENDITURES			8,499,706.38	8,854,224.23	4.2%
INTERFUND TRANSFERS					
INTERFUND TRANSFERS IN					
From: General Fund		8916	0.00	0.00	0.0%
Other Authorized Interfund Transfers In		8919	0.00	0.00	0.0%
(a) TOTAL, INTERFUND TRANSFERS IN			0.00	0.00	0.0%
INTERFUND TRANSFERS OUT					
Other Authorized Interfund Transfers Out		7619	0.00	0.00	0.0%
(b) TOTAL, INTERFUND TRANSFERS OUT			0.00	0.00	0.0%
OTHER SOURCES/USES					
SOURCES					
Other Sources					

Description	Resource Codes	Object Codes	2024-25 Estimated Actuals	2025-26 Budget	Percent Difference
Transfers from Funds of Lapsed/Reorganized LEAs		8965	0.00	0.00	0.0%
Long-Term Debt Proceeds					
Proceeds from Leases		8972	0.00	0.00	0.0%
Proceeds from SBITAs		8974	0.00	0.00	0.0%
All Other Financing Sources		8979	0.00	0.00	0.0%
(c) TOTAL, SOURCES			0.00	0.00	0.0%
USES					
Transfers of Funds from Lapsed/Reorganized LEAs		7651	0.00	0.00	0.0%
All Other Financing Uses		7699	0.00	0.00	0.0%
(d) TOTAL, USES			0.00	0.00	0.0%
CONTRIBUTIONS					
Contributions from Unrestricted Revenues		8980	0.00	0.00	0.0%
Contributions from Restricted Revenues		8990	0.00	0.00	0.0%
(e) TOTAL, CONTRIBUTIONS			0.00	0.00	0.0%
TOTAL, OTHER FINANCING SOURCES/USES (a - b + c - d + e)			0.00	0.00	0.0%

Description	Function Codes	Object Codes	2024-25 Estimated Actuals	2025-26 Budget	Percent Difference
A. REVENUES					
1) LCFF Sources		8010-8099	0.00	0.00	0.0%
2) Federal Revenue		8100-8299	2,272,275.00	0.00	-100.0%
3) Other State Revenue		8300-8599	4,509,366.00	0.00	-100.0%
4) Other Local Revenue		8600-8799	537,922.48	7,783,976.00	1,347.0%
5) TOTAL, REVENUES			7,319,563.48	7,783,976.00	6.3%
B. EXPENDITURES (Objects 1000-7999)					
1) Instruction	1000-1999		0.00	0.00	0.0%
2) Instruction - Related Services	2000-2999		0.00	0.00	0.0%
3) Pupil Services	3000-3999		8,207,654.50	8,506,642.40	3.6%
4) Ancillary Services	4000-4999		0.00	0.00	0.0%
5) Community Services	5000-5999		0.00	0.00	0.0%
6) Enterprise	6000-6999		0.00	0.00	0.0%
7) General Administration	7000-7999		213,301.88	312,581.83	46.5%
8) Plant Services	8000-8999		78,750.00	35,000.00	-55.6%
9) Other Outgo	9000-9999	Except 7600-7699	0.00	0.00	0.0%
10) TOTAL, EXPENDITURES			8,499,706.38	8,854,224.23	4.2%
C. EXCESS (DEFICIENCY) OF REVENUES OVER EXPENDITURES BEFORE OTHER FINANCING SOURCES AND USES (A5 - B10)			(1,180,142.90)	(1,070,248.23)	-9.3%
D. OTHER FINANCING SOURCES/USES					
1) Interfund Transfers					
a) Transfers In		8900-8929	0.00	0.00	0.0%
b) Transfers Out		7600-7629	0.00	0.00	0.0%
2) Other Sources/Uses					
a) Sources		8930-8979	0.00	0.00	0.0%
b) Uses		7630-7699	0.00	0.00	0.0%
3) Contributions		8980-8999	0.00	0.00	0.0%
4) TOTAL, OTHER FINANCING SOURCES/USES			0.00	0.00	0.0%
E. NET INCREASE (DECREASE) IN FUND BALANCE (C + D4)			(1,180,142.90)	(1,070,248.23)	-9.3%
F. FUND BALANCE, RESERVES					
1) Beginning Fund Balance					
a) As of July 1 - Unaudited		9791	6,649,746.38	5,469,603.48	-17.7%
b) Audit Adjustments		9793	0.00	0.00	0.0%
c) As of July 1 - Audited (F1a + F1b)			6,649,746.38	5,469,603.48	-17.7%
d) Other Restatements		9795	0.00	0.00	0.0%
e) Adjusted Beginning Balance (F1c + F1d)			6,649,746.38	5,469,603.48	-17.7%
2) Ending Balance, June 30 (E + F1e)			5,469,603.48	4,399,355.25	-19.6%
Components of Ending Fund Balance					
a) Nonspendable					
Revolving Cash		9711	0.00	0.00	0.0%
Stores		9712	0.00	0.00	0.0%
Prepaid Items		9713	0.00	0.00	0.0%
All Others		9719	0.00	0.00	0.0%
b) Restricted		9740	5,455,436.55	4,385,188.32	-19.6%
c) Committed					
Stabilization Arrangements		9750	0.00	0.00	0.0%
Other Commitments (by Resource/Object)		9760	0.00	0.00	0.0%
d) Assigned					
Other Assignments (by Resource/Object)		9780	14,166.93	14,166.93	0.0%
e) Unassigned/Unappropriated					
Reserve for Economic Uncertainties		9789	0.00	0.00	0.0%
Unassigned/Unappropriated Amount		9790	0.00	0.00	0.0%

Resource	Description	2024-25 Estimated Actuals	2025-26 Budget
5310	Child Nutrition: School Programs (e.g., School Lunch, School Breakfast, Milk, Pregnant & Lactating Students)	5,238,575.05	4,168,326.82
7033	Child Nutrition: School Food Best Practices Apportionment	216,861.50	216,861.50
Total, Restricted Balance		5,455,436.55	4,385,188.32

Description	Resource Codes	Object Codes	2024-25 Estimated Actuals	2025-26 Budget	Percent Difference
A. REVENUES					
1) LCFF Sources		8010-8099	0.00	0.00	0.0%
2) Federal Revenue		8100-8299	0.00	0.00	0.0%
3) Other State Revenue		8300-8599	0.00	0.00	0.0%
4) Other Local Revenue		8600-8799	3,061.33	0.00	-100.0%
5) TOTAL, REVENUES			3,061.33	0.00	-100.0%
B. EXPENDITURES					
1) Certificated Salaries		1000-1999	0.00	0.00	0.0%
2) Classified Salaries		2000-2999	0.00	0.00	0.0%
3) Employee Benefits		3000-3999	0.00	0.00	0.0%
4) Books and Supplies		4000-4999	30,239.84	0.00	-100.0%
5) Services and Other Operating Expenditures		5000-5999	92,162.53	0.00	-100.0%
6) Capital Outlay		6000-6999	41,543.67	0.00	-100.0%
7) Other Outgo (excluding Transfers of Indirect Costs)		7100-7299, 7400-7499	0.00	0.00	0.0%
8) Other Outgo - Transfers of Indirect Costs		7300-7399	0.00	0.00	0.0%
9) TOTAL, EXPENDITURES			163,946.04	0.00	-100.0%
C. EXCESS (DEFICIENCY) OF REVENUES OVER EXPENDITURES BEFORE OTHER FINANCING SOURCES AND USES (A5 - B9)			(160,884.71)	0.00	-100.0%
D. OTHER FINANCING SOURCES/USES					
1) Interfund Transfers					
a) Transfers In		8900-8929	0.00	0.00	0.0%
b) Transfers Out		7600-7629	0.00	0.00	0.0%
2) Other Sources/Uses					
a) Sources		8930-8979	0.00	0.00	0.0%
b) Uses		7630-7699	0.00	0.00	0.0%
3) Contributions		8980-8999	0.00	0.00	0.0%
4) TOTAL, OTHER FINANCING SOURCES/USES			0.00	0.00	0.0%
E. NET INCREASE (DECREASE) IN FUND BALANCE (C + D4)			(160,884.71)	0.00	-100.0%
F. FUND BALANCE, RESERVES					
1) Beginning Fund Balance					
a) As of July 1 - Unaudited		9791	179,744.46	18,859.75	-89.5%
b) Audit Adjustments		9793	0.00	0.00	0.0%
c) As of July 1 - Audited (F1a + F1b)			179,744.46	18,859.75	-89.5%
d) Other Restatements		9795	0.00	0.00	0.0%
e) Adjusted Beginning Balance (F1c + F1d)			179,744.46	18,859.75	-89.5%
2) Ending Balance, June 30 (E + F1e)			18,859.75	18,859.75	0.0%
Components of Ending Fund Balance					
a) Nonspendable					
Revolving Cash		9711	0.00	0.00	0.0%
Stores		9712	0.00	0.00	0.0%
Prepaid Items		9713	0.00	0.00	0.0%
All Others		9719	0.00	0.00	0.0%
b) Restricted		9740	0.00	0.00	0.0%
c) Committed					
Stabilization Arrangements		9750	0.00	0.00	0.0%
Other Commitments		9760	0.00	0.00	0.0%
d) Assigned					
Other Assignments		9780	18,859.75	18,859.75	0.0%
e) Unassigned/Unappropriated Reserve for Economic Uncertainties		9789	0.00	0.00	0.0%
Unassigned/Unappropriated Amount		9790	0.00	0.00	0.0%
G. ASSETS					
1) Cash					
a) in County Treasury		9110	0.00		
1) Fair Value Adjustment to Cash in County Treasury		9111	0.00		
b) in Banks		9120	0.00		
c) in Revolving Cash Account		9130	0.00		
d) with Fiscal Agent/Trustee		9135	0.00		

Description	Resource Codes	Object Codes	2024-25 Estimated Actuals	2025-26 Budget	Percent Difference
e) Collections Awaiting Deposit		9140	0.00		
2) Investments		9150	0.00		
3) Accounts Receivable		9200	0.00		
4) Due from Grantor Government		9290	0.00		
5) Due from Other Funds		9310	0.00		
6) Stores		9320	0.00		
7) Prepaid Expenditures		9330	0.00		
8) Other Current Assets		9340	0.00		
9) Lease Receivable		9380	0.00		
10) TOTAL, ASSETS			0.00		
H. DEFERRED OUTFLOWS OF RESOURCES					
1) Deferred Outflows of Resources		9490	0.00		
2) TOTAL, DEFERRED OUTFLOWS			0.00		
I. LIABILITIES					
1) Accounts Payable		9500	0.00		
2) Due to Grantor Governments		9590	0.00		
3) Due to Other Funds		9610	0.00		
4) Current Loans		9640			
5) Unearned Revenue		9650	0.00		
6) TOTAL, LIABILITIES			0.00		
J. DEFERRED INFLOWS OF RESOURCES					
1) Deferred Inflows of Resources		9690	0.00		
2) TOTAL, DEFERRED INFLOWS			0.00		
K. FUND EQUITY					
(G10 + H2) - (I6 + J2)			0.00		
LCFF SOURCES					
LCFF Transfers					
LCFF Transfers - Current Year		8091	0.00	0.00	0.0%
LCFF Transfers - Prior Years		8099	0.00	0.00	0.0%
TOTAL, LCFF SOURCES			0.00	0.00	0.0%
OTHER STATE REVENUE					
All Other State Revenue		8590	0.00	0.00	0.0%
TOTAL, OTHER STATE REVENUE			0.00	0.00	0.0%
OTHER LOCAL REVENUE					
Other Local Revenue					
Community Redevelopment Funds Not Subject to LCFF Deduction		8625	0.00	0.00	0.0%
Sales					
Sale of Equipment/Supplies		8631	0.00	0.00	0.0%
Interest		8660	3,061.33	0.00	-100.0%
Net Increase (Decrease) in the Fair Value of Investments		8662	0.00	0.00	0.0%
Other Local Revenue					
All Other Local Revenue		8699	0.00	0.00	0.0%
All Other Transfers In from All Others		8799	0.00	0.00	0.0%
TOTAL, OTHER LOCAL REVENUE			3,061.33	0.00	-100.0%
TOTAL, REVENUES			3,061.33	0.00	-100.0%
CLASSIFIED SALARIES					
Classified Support Salaries		2200	0.00	0.00	0.0%
Other Classified Salaries		2900	0.00	0.00	0.0%
TOTAL, CLASSIFIED SALARIES			0.00	0.00	0.0%
EMPLOYEE BENEFITS					
STRS		3101-3102	0.00	0.00	0.0%
PERS		3201-3202	0.00	0.00	0.0%
OASDI/Medicare/Alternative		3301-3302	0.00	0.00	0.0%
Health and Welfare Benefits		3401-3402	0.00	0.00	0.0%
Unemployment Insurance		3501-3502	0.00	0.00	0.0%
Workers' Compensation		3601-3602	0.00	0.00	0.0%
OPEB, Allocated		3701-3702	0.00	0.00	0.0%

Description	Resource Codes	Object Codes	2024-25 Estimated Actuals	2025-26 Budget	Percent Difference
OPEB, Active Employees		3751-3752	0.00	0.00	0.0%
Other Employee Benefits		3901-3902	0.00	0.00	0.0%
TOTAL, EMPLOYEE BENEFITS			0.00	0.00	0.0%
BOOKS AND SUPPLIES					
Books and Other Reference Materials		4200	0.00	0.00	0.0%
Materials and Supplies		4300	15,636.43	0.00	-100.0%
Noncapitalized Equipment		4400	14,603.41	0.00	-100.0%
TOTAL, BOOKS AND SUPPLIES			30,239.84	0.00	-100.0%
SERVICES AND OTHER OPERATING EXPENDITURES					
Subagreements for Services		5100	0.00	0.00	0.0%
Travel and Conferences		5200	0.00	0.00	0.0%
Rentals, Leases, Repairs, and Noncapitalized Improvements		5600	92,162.53	0.00	-100.0%
Transfers of Direct Costs		5710	0.00	0.00	0.0%
Transfers of Direct Costs - Interfund		5750	0.00	0.00	0.0%
Professional/Consulting Services and Operating Expenditures		5800	0.00	0.00	0.0%
TOTAL, SERVICES AND OTHER OPERATING EXPENDITURES			92,162.53	0.00	-100.0%
CAPITAL OUTLAY					
Land Improvements		6170	0.00	0.00	0.0%
Buildings and Improvements of Buildings		6200	36,171.19	0.00	-100.0%
Equipment		6400	0.00	0.00	0.0%
Equipment Replacement		6500	5,372.48	0.00	-100.0%
Lease Assets		6600	0.00	0.00	0.0%
Subscription Assets		6700	0.00	0.00	0.0%
TOTAL, CAPITAL OUTLAY			41,543.67	0.00	-100.0%
OTHER OUTGO (excluding Transfers of Indirect Costs)					
Debt Service					
Debt Service - Interest		7438	0.00	0.00	0.0%
Other Debt Service - Principal		7439	0.00	0.00	0.0%
TOTAL, OTHER OUTGO (excluding Transfers of Indirect Costs)			0.00	0.00	0.0%
TOTAL, EXPENDITURES			163,946.04	0.00	-100.0%
INTERFUND TRANSFERS					
INTERFUND TRANSFERS IN					
Other Authorized Interfund Transfers In		8919	0.00	0.00	0.0%
(a) TOTAL, INTERFUND TRANSFERS IN			0.00	0.00	0.0%
INTERFUND TRANSFERS OUT					
Other Authorized Interfund Transfers Out		7619	0.00	0.00	0.0%
(b) TOTAL, INTERFUND TRANSFERS OUT			0.00	0.00	0.0%
OTHER SOURCES/USES					
SOURCES					
Other Sources					
Transfers from Funds of Lapsed/Reorganized LEAs		8965	0.00	0.00	0.0%
Long-Term Debt Proceeds					
Proceeds from Leases		8972	0.00	0.00	0.0%
Proceeds from SBITAs		8974	0.00	0.00	0.0%
All Other Financing Sources		8979	0.00	0.00	0.0%
(c) TOTAL, SOURCES			0.00	0.00	0.0%
USES					
Transfers of Funds from Lapsed/Reorganized LEAs		7651	0.00	0.00	0.0%
All Other Financing Uses		7699	0.00	0.00	0.0%
(d) TOTAL, USES			0.00	0.00	0.0%
CONTRIBUTIONS					
Contributions from Unrestricted Revenues		8980	0.00	0.00	0.0%
Contributions from Restricted Revenues		8990	0.00	0.00	0.0%
(e) TOTAL, CONTRIBUTIONS			0.00	0.00	0.0%
TOTAL, OTHER FINANCING SOURCES/USES (a - b + c - d + e)			0.00	0.00	0.0%

Description	Function Codes	Object Codes	2024-25 Estimated Actuals	2025-26 Budget	Percent Difference
A. REVENUES					
1) LCFF Sources		8010-8099	0.00	0.00	0.0%
2) Federal Revenue		8100-8299	0.00	0.00	0.0%
3) Other State Revenue		8300-8599	0.00	0.00	0.0%
4) Other Local Revenue		8600-8799	3,061.33	0.00	-100.0%
5) TOTAL, REVENUES			3,061.33	0.00	-100.0%
B. EXPENDITURES (Objects 1000-7999)					
1) Instruction	1000-1999		0.00	0.00	0.0%
2) Instruction - Related Services	2000-2999		0.00	0.00	0.0%
3) Pupil Services	3000-3999		0.00	0.00	0.0%
4) Ancillary Services	4000-4999		0.00	0.00	0.0%
5) Community Services	5000-5999		0.00	0.00	0.0%
6) Enterprise	6000-6999		0.00	0.00	0.0%
7) General Administration	7000-7999		0.00	0.00	0.0%
8) Plant Services	8000-8999		163,946.04	0.00	-100.0%
9) Other Outgo	9000-9999	Except 7600-7699	0.00	0.00	0.0%
10) TOTAL, EXPENDITURES			163,946.04	0.00	-100.0%
C. EXCESS (DEFICIENCY) OF REVENUES OVER EXPENDITURES BEFORE OTHER FINANCING SOURCES AND USES (A5 - B10)			(160,884.71)	0.00	-100.0%
D. OTHER FINANCING SOURCES/USES					
1) Interfund Transfers					
a) Transfers In		8900-8929	0.00	0.00	0.0%
b) Transfers Out		7600-7629	0.00	0.00	0.0%
2) Other Sources/Uses					
a) Sources		8930-8979	0.00	0.00	0.0%
b) Uses		7630-7699	0.00	0.00	0.0%
3) Contributions		8980-8999	0.00	0.00	0.0%
4) TOTAL, OTHER FINANCING SOURCES/USES			0.00	0.00	0.0%
E. NET INCREASE (DECREASE) IN FUND BALANCE (C + D4)			(160,884.71)	0.00	-100.0%
F. FUND BALANCE, RESERVES					
1) Beginning Fund Balance					
a) As of July 1 - Unaudited		9791	179,744.46	18,859.75	-89.5%
b) Audit Adjustments		9793	0.00	0.00	0.0%
c) As of July 1 - Audited (F1a + F1b)			179,744.46	18,859.75	-89.5%
d) Other Restatements		9795	0.00	0.00	0.0%
e) Adjusted Beginning Balance (F1c + F1d)			179,744.46	18,859.75	-89.5%
2) Ending Balance, June 30 (E + F1e)			18,859.75	18,859.75	0.0%
Components of Ending Fund Balance					
a) Nonspendable					
Revolving Cash		9711	0.00	0.00	0.0%
Stores		9712	0.00	0.00	0.0%
Prepaid Items		9713	0.00	0.00	0.0%
All Others		9719	0.00	0.00	0.0%
b) Restricted		9740	0.00	0.00	0.0%
c) Committed					
Stabilization Arrangements		9750	0.00	0.00	0.0%
Other Commitments (by Resource/Object)		9760	0.00	0.00	0.0%
d) Assigned					
Other Assignments (by Resource/Object)		9780	18,859.75	18,859.75	0.0%
e) Unassigned/Unappropriated					
Reserve for Economic Uncertainties		9789	0.00	0.00	0.0%
Unassigned/Unappropriated Amount		9790	0.00	0.00	0.0%

Resource	Description	2024-25 Estimated Actuals	2025-26 Budget
Total, Restricted Balance		0.00	0.00

Description	Resource Codes	Object Codes	2024-25 Estimated Actuals	2025-26 Budget	Percent Difference
A. REVENUES					
1) LCFF Sources		8010-8099	0.00	0.00	0.0%
2) Federal Revenue		8100-8299	0.00	0.00	0.0%
3) Other State Revenue		8300-8599	0.00	0.00	0.0%
4) Other Local Revenue		8600-8799	50,041,279.18	30,000,000.00	-40.0%
5) TOTAL, REVENUES			50,041,279.18	30,000,000.00	-40.0%
B. EXPENDITURES					
1) Certificated Salaries		1000-1999	0.00	0.00	0.0%
2) Classified Salaries		2000-2999	65,036.52	350,553.42	439.0%
3) Employee Benefits		3000-3999	33,980.84	169,787.57	399.7%
4) Books and Supplies		4000-4999	120.83	0.00	-100.0%
5) Services and Other Operating Expenditures		5000-5999	112,940.53	5,041,000.00	4,363.4%
6) Capital Outlay		6000-6999	32,129,156.66	45,049,737.07	40.2%
7) Other Outgo (excluding Transfers of Indirect Costs)		7100-7299, 7400-7499	0.00	0.00	0.0%
8) Other Outgo - Transfers of Indirect Costs		7300-7399	0.00	0.00	0.0%
9) TOTAL, EXPENDITURES			32,341,235.38	50,611,078.06	56.5%
C. EXCESS (DEFICIENCY) OF REVENUES OVER EXPENDITURES BEFORE OTHER FINANCING SOURCES AND USES (A5 - B9)			17,700,043.80	(20,611,078.06)	-216.4%
D. OTHER FINANCING SOURCES/USES					
1) Interfund Transfers					
a) Transfers In		8900-8929	0.00	0.00	0.0%
b) Transfers Out		7600-7629	0.00	0.00	0.0%
2) Other Sources/Uses					
a) Sources		8930-8979	0.00	0.00	0.0%
b) Uses		7630-7699	0.00	0.00	0.0%
3) Contributions		8980-8999	0.00	0.00	0.0%
4) TOTAL, OTHER FINANCING SOURCES/USES			0.00	0.00	0.0%
E. NET INCREASE (DECREASE) IN FUND BALANCE (C + D4)			17,700,043.80	(20,611,078.06)	-216.4%
F. FUND BALANCE, RESERVES					
1) Beginning Fund Balance					
a) As of July 1 - Unaudited		9791	4,544,159.65	22,244,203.45	389.5%
b) Audit Adjustments		9793	0.00	0.00	0.0%
c) As of July 1 - Audited (F1a + F1b)			4,544,159.65	22,244,203.45	389.5%
d) Other Restatements		9795	0.00	0.00	0.0%
e) Adjusted Beginning Balance (F1c + F1d)			4,544,159.65	22,244,203.45	389.5%
2) Ending Balance, June 30 (E + F1e)			22,244,203.45	1,633,125.39	-92.7%
Components of Ending Fund Balance					
a) Nonspendable					
Revolving Cash		9711	0.00	0.00	0.0%
Stores		9712	0.00	0.00	0.0%
Prepaid Items		9713	0.00	0.00	0.0%
All Others		9719	0.00	0.00	0.0%
b) Restricted		9740	0.00	0.00	0.0%
c) Committed					
Stabilization Arrangements		9750	0.00	0.00	0.0%
Other Commitments		9760	0.00	0.00	0.0%
d) Assigned					
Other Assignments		9780	22,244,203.45	1,633,125.39	-92.7%
e) Unassigned/Unappropriated					
Reserve for Economic Uncertainties		9789	0.00	0.00	0.0%
Unassigned/Unappropriated Amount		9790	0.00	0.00	0.0%
G. ASSETS					
1) Cash					
a) in County Treasury		9110	0.00		
1) Fair Value Adjustment to Cash in County Treasury		9111	0.00		
b) in Banks		9120	0.00		
c) in Revolving Cash Account		9130	0.00		
d) with Fiscal Agent/Trustee		9135	0.00		
e) Collections Awaiting Deposit		9140	0.00		

Description	Resource Codes	Object Codes	2024-25 Estimated Actuals	2025-26 Budget	Percent Difference
2) Investments		9150	0.00		
3) Accounts Receivable		9200	0.00		
4) Due from Grantor Government		9290	0.00		
5) Due from Other Funds		9310	0.00		
6) Stores		9320	0.00		
7) Prepaid Expenditures		9330	0.00		
8) Other Current Assets		9340	0.00		
9) Lease Receivable		9380	0.00		
10) TOTAL, ASSETS			0.00		
H. DEFERRED OUTFLOWS OF RESOURCES					
1) Deferred Outflows of Resources		9490	0.00		
2) TOTAL, DEFERRED OUTFLOWS			0.00		
I. LIABILITIES					
1) Accounts Payable		9500	0.00		
2) Due to Grantor Governments		9590	0.00		
3) Due to Other Funds		9610	0.00		
4) Current Loans		9640	0.00		
5) Unearned Revenue		9650	0.00		
6) TOTAL, LIABILITIES			0.00		
J. DEFERRED INFLOWS OF RESOURCES					
1) Deferred Inflows of Resources		9690	0.00		
2) TOTAL, DEFERRED INFLOWS			0.00		
K. FUND EQUITY					
Ending Fund Balance, June 30 (G10 + H2) - (I6 + J2)			0.00		
FEDERAL REVENUE					
FEMA		8281	0.00	0.00	0.0%
All Other Federal Revenue		8290	0.00	0.00	0.0%
TOTAL, FEDERAL REVENUE			0.00	0.00	0.0%
OTHER STATE REVENUE					
Tax Relief Subventions					
Restricted Levies - Other					
Homeowners' Exemptions		8575	0.00	0.00	0.0%
Other Subventions/In-Lieu Taxes		8576	0.00	0.00	0.0%
All Other State Revenue		8590	0.00	0.00	0.0%
TOTAL, OTHER STATE REVENUE			0.00	0.00	0.0%
OTHER LOCAL REVENUE					
Other Local Revenue					
County and District Taxes					
Other Restricted Levies					
Secured Roll		8615	0.00	0.00	0.0%
Unsecured Roll		8616	0.00	0.00	0.0%
Prior Years' Taxes		8617	0.00	0.00	0.0%
Supplemental Taxes		8618	0.00	0.00	0.0%
Non-Ad Valorem Taxes					
Parcel Taxes		8621	0.00	0.00	0.0%
Other		8622	0.00	0.00	0.0%
Community Redevelopment Funds Not Subject to LCFF Deduction		8625	0.00	0.00	0.0%
Penalties and Interest from Delinquent Non-LCFF Taxes		8629	0.00	0.00	0.0%
Sales					
Sale of Equipment/Supplies		8631	0.00	0.00	0.0%
Leases and Rentals		8650	0.00	0.00	0.0%
Interest		8660	41,279.18	0.00	-100.0%
Net Increase (Decrease) in the Fair Value of Investments		8662	0.00	0.00	0.0%
Other Local Revenue					
All Other Local Revenue		8699	50,000,000.00	30,000,000.00	-40.0%
All Other Transfers In from All Others		8799	0.00	0.00	0.0%
TOTAL, OTHER LOCAL REVENUE			50,041,279.18	30,000,000.00	-40.0%
TOTAL, REVENUES			50,041,279.18	30,000,000.00	-40.0%
CLASSIFIED SALARIES					
Classified Support Salaries		2200	0.00	0.00	0.0%

Description	Resource Codes	Object Codes	2024-25 Estimated Actuals	2025-26 Budget	Percent Difference
Classified Supervisors' and Administrators' Salaries		2300	65,036.52	272,015.94	318.3%
Clerical, Technical and Office Salaries		2400	0.00	76,929.48	New
Other Classified Salaries		2900	0.00	1,608.00	New
TOTAL, CLASSIFIED SALARIES			65,036.52	350,553.42	439.0%
EMPLOYEE BENEFITS					
STRS		3101-3102	0.00	0.00	0.0%
PERS		3201-3202	17,592.36	93,983.37	434.2%
OASDI/Medicare/Alternative		3301-3302	4,997.76	22,047.71	341.2%
Health and Welfare Benefits		3401-3402	9,594.36	44,116.27	359.8%
Unemployment Insurance		3501-3502	32.66	175.28	436.7%
Workers' Compensation		3601-3602	1,567.92	8,413.28	436.6%
OPEB, Allocated		3701-3702	195.78	1,051.66	437.2%
OPEB, Active Employees		3751-3752	0.00	0.00	0.0%
Other Employee Benefits		3901-3902	0.00	0.00	0.0%
TOTAL, EMPLOYEE BENEFITS			33,980.84	169,787.57	399.7%
BOOKS AND SUPPLIES					
Books and Other Reference Materials		4200	0.00	0.00	0.0%
Materials and Supplies		4300	120.83	0.00	-100.0%
Noncapitalized Equipment		4400	0.00	0.00	0.0%
TOTAL, BOOKS AND SUPPLIES			120.83	0.00	-100.0%
SERVICES AND OTHER OPERATING EXPENDITURES					
Subagreements for Services		5100	0.00	0.00	0.0%
Travel and Conferences		5200	21.06	0.00	-100.0%
Insurance		5400-5450	0.00	0.00	0.0%
Operations and Housekeeping Services		5500	0.00	0.00	0.0%
Rentals, Leases, Repairs, and Noncapitalized Improvements		5600	0.00	0.00	0.0%
Transfers of Direct Costs		5710	0.00	0.00	0.0%
Transfers of Direct Costs - Interfund		5750	0.00	0.00	0.0%
Professional/Consulting Services and Operating Expenditures		5800	112,679.47	5,041,000.00	4,373.8%
Communications		5900	240.00	0.00	-100.0%
TOTAL, SERVICES AND OTHER OPERATING EXPENDITURES			112,940.53	5,041,000.00	4,363.4%
CAPITAL OUTLAY					
Land		6100	0.00	0.00	0.0%
Land Improvements		6170	58,265.00	0.00	-100.0%
Buildings and Improvements of Buildings		6200	31,788,324.83	45,049,737.07	41.7%
Books and Media for New School Libraries or Major Expansion of School Libraries		6300	0.00	0.00	0.0%
Equipment		6400	282,566.83	0.00	-100.0%
Equipment Replacement		6500	0.00	0.00	0.0%
Lease Assets		6600	0.00	0.00	0.0%
Subscription Assets		6700	0.00	0.00	0.0%
TOTAL, CAPITAL OUTLAY			32,129,156.66	45,049,737.07	40.2%
OTHER OUTGO (excluding Transfers of Indirect Costs)					
Other Transfers Out					
All Other Transfers Out to All Others		7299	0.00	0.00	0.0%
Debt Service					
Repayment of State School Building Fund Aid - Proceeds from Bonds		7435	0.00	0.00	0.0%
Debt Service - Interest		7438	0.00	0.00	0.0%
Other Debt Service - Principal		7439	0.00	0.00	0.0%
TOTAL, OTHER OUTGO (excluding Transfers of Indirect Costs)			0.00	0.00	0.0%
TOTAL, EXPENDITURES			32,341,235.38	50,611,078.06	56.5%
INTERFUND TRANSFERS					
INTERFUND TRANSFERS IN					
Other Authorized Interfund Transfers In		8919	0.00	0.00	0.0%
(a) TOTAL, INTERFUND TRANSFERS IN			0.00	0.00	0.0%
INTERFUND TRANSFERS OUT					
To: State School Building Fund/County School Facilities Fund		7613	0.00	0.00	0.0%
Other Authorized Interfund Transfers Out		7619	0.00	0.00	0.0%
(b) TOTAL, INTERFUND TRANSFERS OUT			0.00	0.00	0.0%
OTHER SOURCES/USES					
SOURCES					

Description	Resource Codes	Object Codes	2024-25 Estimated Actuals	2025-26 Budget	Percent Difference
Proceeds					
Proceeds from Sale of Bonds		8951	0.00	0.00	0.0%
Proceeds from Disposal of Capital Assets		8953	0.00	0.00	0.0%
Other Sources					
County School Bldg Aid		8961	0.00	0.00	0.0%
Transfers from Funds of Lapsed/Reorganized LEAs		8965	0.00	0.00	0.0%
Long-Term Debt Proceeds					
Proceeds from Certificates of Participation		8971	0.00	0.00	0.0%
Proceeds from Leases		8972	0.00	0.00	0.0%
Proceeds from Lease Revenue Bonds		8973	0.00	0.00	0.0%
Proceeds from SBITAs		8974	0.00	0.00	0.0%
All Other Financing Sources		8979	0.00	0.00	0.0%
(c) TOTAL, SOURCES			0.00	0.00	0.0%
USES					
Transfers of Funds from Lapsed/Reorganized LEAs		7651	0.00	0.00	0.0%
All Other Financing Uses		7699	0.00	0.00	0.0%
(d) TOTAL, USES			0.00	0.00	0.0%
CONTRIBUTIONS					
Contributions from Unrestricted Revenues		8980	0.00	0.00	0.0%
Contributions from Restricted Revenues		8990	0.00	0.00	0.0%
(e) TOTAL, CONTRIBUTIONS			0.00	0.00	0.0%
TOTAL, OTHER FINANCING SOURCES/USES (a - b + c - d + e)			0.00	0.00	0.0%

Description	Function Codes	Object Codes	2024-25 Estimated Actuals	2025-26 Budget	Percent Difference
A. REVENUES					
1) LCFF Sources		8010-8099	0.00	0.00	0.0%
2) Federal Revenue		8100-8299	0.00	0.00	0.0%
3) Other State Revenue		8300-8599	0.00	0.00	0.0%
4) Other Local Revenue		8600-8799	50,041,279.18	30,000,000.00	-40.0%
5) TOTAL, REVENUES			50,041,279.18	30,000,000.00	-40.0%
B. EXPENDITURES (Objects 1000-7999)					
1) Instruction	1000-1999		0.00	0.00	0.0%
2) Instruction - Related Services	2000-2999		0.00	0.00	0.0%
3) Pupil Services	3000-3999		0.00	0.00	0.0%
4) Ancillary Services	4000-4999		0.00	0.00	0.0%
5) Community Services	5000-5999		0.00	0.00	0.0%
6) Enterprise	6000-6999		0.00	0.00	0.0%
7) General Administration	7000-7999		0.00	0.00	0.0%
8) Plant Services	8000-8999		32,341,235.38	50,611,078.06	56.5%
9) Other Outgo	9000-9999	Except 7600-7699	0.00	0.00	0.0%
10) TOTAL, EXPENDITURES			32,341,235.38	50,611,078.06	56.5%
C. EXCESS (DEFICIENCY) OF REVENUES OVER EXPENDITURES BEFORE OTHER FINANCING SOURCES AND USES (A5 -B10)			17,700,043.80	(20,611,078.06)	-216.4%
D. OTHER FINANCING SOURCES/USES					
1) Interfund Transfers					
a) Transfers In		8900-8929	0.00	0.00	0.0%
b) Transfers Out		7600-7629	0.00	0.00	0.0%
2) Other Sources/Uses					
a) Sources		8930-8979	0.00	0.00	0.0%
b) Uses		7630-7699	0.00	0.00	0.0%
3) Contributions		8980-8999	0.00	0.00	0.0%
4) TOTAL, OTHER FINANCING SOURCES/USES			0.00	0.00	0.0%
E. NET INCREASE (DECREASE) IN FUND BALANCE (C + D4)			17,700,043.80	(20,611,078.06)	-216.4%
F. FUND BALANCE, RESERVES					
1) Beginning Fund Balance					
a) As of July 1 - Unaudited		9791	4,544,159.65	22,244,203.45	389.5%
b) Audit Adjustments		9793	0.00	0.00	0.0%
c) As of July 1 - Audited (F1a + F1b)			4,544,159.65	22,244,203.45	389.5%
d) Other Restatements		9795	0.00	0.00	0.0%
e) Adjusted Beginning Balance (F1c + F1d)			4,544,159.65	22,244,203.45	389.5%
2) Ending Balance, June 30 (E + F1e)			22,244,203.45	1,633,125.39	-92.7%
Components of Ending Fund Balance					
a) Nonspendable					
Revolving Cash		9711	0.00	0.00	0.0%
Stores		9712	0.00	0.00	0.0%
Prepaid Items		9713	0.00	0.00	0.0%
All Others		9719	0.00	0.00	0.0%
b) Restricted		9740	0.00	0.00	0.0%
c) Committed					
Stabilization Arrangements		9750	0.00	0.00	0.0%
Other Commitments (by Resource/Object)		9760	0.00	0.00	0.0%
d) Assigned					
Other Assignments (by Resource/Object)		9780	22,244,203.45	1,633,125.39	-92.7%
e) Unassigned/Unappropriated					
Reserve for Economic Uncertainties		9789	0.00	0.00	0.0%
Unassigned/Unappropriated Amount		9790	0.00	0.00	0.0%

Resource	Description	2024-25 Estimated Actuals	2025-26 Budget
Total, Restricted Balance		0.00	0.00

Description	Resource Codes	Object Codes	2024-25 Estimated Actuals	2025-26 Budget	Percent Difference
A. REVENUES					
1) LCFF Sources		8010-8099	0.00	0.00	0.0%
2) Federal Revenue		8100-8299	0.00	0.00	0.0%
3) Other State Revenue		8300-8599	0.00	0.00	0.0%
4) Other Local Revenue		8600-8799	2,630,426.00	0.00	-100.0%
5) TOTAL, REVENUES			2,630,426.00	0.00	-100.0%
B. EXPENDITURES					
1) Certificated Salaries		1000-1999	0.00	0.00	0.0%
2) Classified Salaries		2000-2999	0.00	0.00	0.0%
3) Employee Benefits		3000-3999	0.00	0.00	0.0%
4) Books and Supplies		4000-4999	10,760.39	0.00	-100.0%
5) Services and Other Operating Expenditures		5000-5999	14,840.00	0.00	-100.0%
6) Capital Outlay		6000-6999	0.00	0.00	0.0%
7) Other Outgo (excluding Transfers of Indirect Costs)		7100-7299, 7400-7499	0.00	0.00	0.0%
8) Other Outgo - Transfers of Indirect Costs		7300-7399	0.00	0.00	0.0%
9) TOTAL, EXPENDITURES			25,600.39	0.00	-100.0%
C. EXCESS (DEFICIENCY) OF REVENUES OVER EXPENDITURES BEFORE OTHER FINANCING SOURCES AND USES (A5 - B9)			2,604,825.61	0.00	-100.0%
D. OTHER FINANCING SOURCES/USES					
1) Interfund Transfers					
a) Transfers In		8900-8929	0.00	0.00	0.0%
b) Transfers Out		7600-7629	0.00	0.00	0.0%
2) Other Sources/Uses					
a) Sources		8930-8979	0.00	0.00	0.0%
b) Uses		7630-7699	0.00	0.00	0.0%
3) Contributions		8980-8999	0.00	0.00	0.0%
4) TOTAL, OTHER FINANCING SOURCES/USES			0.00	0.00	0.0%
E. NET INCREASE (DECREASE) IN FUND BALANCE (C + D4)			2,604,825.61	0.00	-100.0%
F. FUND BALANCE, RESERVES					
1) Beginning Fund Balance					
a) As of July 1 - Unaudited		9791	9,444,278.82	12,049,104.43	27.6%
b) Audit Adjustments		9793	0.00	0.00	0.0%
c) As of July 1 - Audited (F1a + F1b)			9,444,278.82	12,049,104.43	27.6%
d) Other Restatements		9795	0.00	0.00	0.0%
e) Adjusted Beginning Balance (F1c + F1d)			9,444,278.82	12,049,104.43	27.6%
2) Ending Balance, June 30 (E + F1e)			12,049,104.43	12,049,104.43	0.0%
Components of Ending Fund Balance					
a) Nonspendable					
Revolving Cash		9711	0.00	0.00	0.0%
Stores		9712	0.00	0.00	0.0%
Prepaid Items		9713	0.00	0.00	0.0%
All Others		9719	0.00	0.00	0.0%
b) Restricted		9740	11,897,228.08	11,897,228.08	0.0%
c) Committed					
Stabilization Arrangements		9750	0.00	0.00	0.0%
Other Commitments		9760	0.00	0.00	0.0%
d) Assigned					
Other Assignments		9780	151,876.35	151,876.35	0.0%
e) Unassigned/Unappropriated					
Reserve for Economic Uncertainties		9789	0.00	0.00	0.0%
Unassigned/Unappropriated Amount		9790	0.00	0.00	0.0%
G. ASSETS					
1) Cash					
a) in County Treasury		9110	0.00		
1) Fair Value Adjustment to Cash in County Treasury		9111	0.00		
b) in Banks		9120	0.00		
c) in Revolving Cash Account		9130	0.00		
d) with Fiscal Agent/Trustee		9135	0.00		
e) Collections Awaiting Deposit		9140	0.00		

Description	Resource Codes	Object Codes	2024-25 Estimated Actuals	2025-26 Budget	Percent Difference
2) Investments		9150	0.00		
3) Accounts Receivable		9200	0.00		
4) Due from Grantor Government		9290	0.00		
5) Due from Other Funds		9310	0.00		
6) Stores		9320	0.00		
7) Prepaid Expenditures		9330	0.00		
8) Other Current Assets		9340	0.00		
9) Lease Receivable		9380	0.00		
10) TOTAL, ASSETS			0.00		
H. DEFERRED OUTFLOWS OF RESOURCES					
1) Deferred Outflows of Resources		9490	0.00		
2) TOTAL, DEFERRED OUTFLOWS			0.00		
I. LIABILITIES					
1) Accounts Payable		9500	0.00		
2) Due to Grantor Governments		9590	0.00		
3) Due to Other Funds		9610	0.00		
4) Current Loans		9640	0.00		
5) Unearned Revenue		9650	0.00		
6) TOTAL, LIABILITIES			0.00		
J. DEFERRED INFLOWS OF RESOURCES					
1) Deferred Inflows of Resources		9690	0.00		
2) TOTAL, DEFERRED INFLOWS			0.00		
K. FUND EQUITY					
Ending Fund Balance, June 30 (G10 + H2) - (I6 + J2)			0.00		
OTHER STATE REVENUE					
Tax Relief Subventions					
Restricted Levies - Other					
Homeowners' Exemptions		8575	0.00	0.00	0.0%
Other Subventions/In-Lieu Taxes		8576	0.00	0.00	0.0%
All Other State Revenue		8590	0.00	0.00	0.0%
TOTAL, OTHER STATE REVENUE			0.00	0.00	0.0%
OTHER LOCAL REVENUE					
Other Local Revenue					
County and District Taxes					
Other Restricted Levies					
Secured Roll		8615	0.00	0.00	0.0%
Unsecured Roll		8616	0.00	0.00	0.0%
Prior Years' Taxes		8617	0.00	0.00	0.0%
Supplemental Taxes		8618	0.00	0.00	0.0%
Non-Ad Valorem Taxes					
Parcel Taxes		8621	0.00	0.00	0.0%
Other		8622	0.00	0.00	0.0%
Community Redevelopment Funds Not Subject to LCFF Deduction		8625	0.00	0.00	0.0%
Penalties and Interest from Delinquent Non-LCFF Taxes		8629	0.00	0.00	0.0%
Sales					
Sale of Equipment/Supplies		8631	0.00	0.00	0.0%
Interest		8660	329,241.00	0.00	-100.0%
Net Increase (Decrease) in the Fair Value of Investments		8662	0.00	0.00	0.0%
Fees and Contracts					
Mitigation/Developer Fees		8681	2,301,185.00	0.00	-100.0%
Other Local Revenue					
All Other Local Revenue		8699	0.00	0.00	0.0%
All Other Transfers In from All Others		8799	0.00	0.00	0.0%
TOTAL, OTHER LOCAL REVENUE			2,630,426.00	0.00	-100.0%
TOTAL, REVENUES			2,630,426.00	0.00	-100.0%
CERTIFICATED SALARIES					
Other Certificated Salaries		1900	0.00	0.00	0.0%
TOTAL, CERTIFICATED SALARIES			0.00	0.00	0.0%
CLASSIFIED SALARIES					
Classified Support Salaries		2200	0.00	0.00	0.0%

Description	Resource Codes	Object Codes	2024-25 Estimated Actuals	2025-26 Budget	Percent Difference
Classified Supervisors' and Administrators' Salaries		2300	0.00	0.00	0.0%
Clerical, Technical and Office Salaries		2400	0.00	0.00	0.0%
Other Classified Salaries		2900	0.00	0.00	0.0%
TOTAL, CLASSIFIED SALARIES			0.00	0.00	0.0%
EMPLOYEE BENEFITS					
STRS		3101-3102	0.00	0.00	0.0%
PERS		3201-3202	0.00	0.00	0.0%
OASDI/Medicare/Alternative		3301-3302	0.00	0.00	0.0%
Health and Welfare Benefits		3401-3402	0.00	0.00	0.0%
Unemployment Insurance		3501-3502	0.00	0.00	0.0%
Workers' Compensation		3601-3602	0.00	0.00	0.0%
OPEB, Allocated		3701-3702	0.00	0.00	0.0%
OPEB, Active Employees		3751-3752	0.00	0.00	0.0%
Other Employee Benefits		3901-3902	0.00	0.00	0.0%
TOTAL, EMPLOYEE BENEFITS			0.00	0.00	0.0%
BOOKS AND SUPPLIES					
Approved Textbooks and Core Curricula Materials		4100	0.00	0.00	0.0%
Books and Other Reference Materials		4200	0.00	0.00	0.0%
Materials and Supplies		4300	7,459.15	0.00	-100.0%
Noncapitalized Equipment		4400	3,301.24	0.00	-100.0%
TOTAL, BOOKS AND SUPPLIES			10,760.39	0.00	-100.0%
SERVICES AND OTHER OPERATING EXPENDITURES					
Subagreements for Services		5100	0.00	0.00	0.0%
Travel and Conferences		5200	0.00	0.00	0.0%
Insurance		5400-5450	0.00	0.00	0.0%
Operations and Housekeeping Services		5500	0.00	0.00	0.0%
Rentals, Leases, Repairs, and Noncapitalized Improvements		5600	0.00	0.00	0.0%
Transfers of Direct Costs		5710	0.00	0.00	0.0%
Transfers of Direct Costs - Interfund		5750	0.00	0.00	0.0%
Professional/Consulting Services and Operating Expenditures		5800	14,840.00	0.00	-100.0%
Communications		5900	0.00	0.00	0.0%
TOTAL, SERVICES AND OTHER OPERATING EXPENDITURES			14,840.00	0.00	-100.0%
CAPITAL OUTLAY					
Land		6100	0.00	0.00	0.0%
Land Improvements		6170	0.00	0.00	0.0%
Buildings and Improvements of Buildings		6200	0.00	0.00	0.0%
Books and Media for New School Libraries or Major Expansion of School Libraries		6300	0.00	0.00	0.0%
Equipment		6400	0.00	0.00	0.0%
Equipment Replacement		6500	0.00	0.00	0.0%
Lease Assets		6600	0.00	0.00	0.0%
Subscription Assets		6700	0.00	0.00	0.0%
TOTAL, CAPITAL OUTLAY			0.00	0.00	0.0%
OTHER OUTGO (excluding Transfers of Indirect Costs)					
Other Transfers Out					
All Other Transfers Out to All Others		7299	0.00	0.00	0.0%
Debt Service					
Debt Service - Interest		7438	0.00	0.00	0.0%
Other Debt Service - Principal		7439	0.00	0.00	0.0%
TOTAL, OTHER OUTGO (excluding Transfers of Indirect Costs)			0.00	0.00	0.0%
TOTAL, EXPENDITURES			25,600.39	0.00	-100.0%
INTERFUND TRANSFERS					
INTERFUND TRANSFERS IN					
Other Authorized Interfund Transfers In		8919	0.00	0.00	0.0%
(a) TOTAL, INTERFUND TRANSFERS IN			0.00	0.00	0.0%
INTERFUND TRANSFERS OUT					
To: State School Building Fund/County School Facilities Fund		7613	0.00	0.00	0.0%
Other Authorized Interfund Transfers Out		7619	0.00	0.00	0.0%
(b) TOTAL, INTERFUND TRANSFERS OUT			0.00	0.00	0.0%
OTHER SOURCES/USES					
SOURCES					

Description	Resource Codes	Object Codes	2024-25 Estimated Actuals	2025-26 Budget	Percent Difference
Proceeds					
Proceeds from Disposal of Capital Assets		8953	0.00	0.00	0.0%
Other Sources					
Transfers from Funds of Lapsed/Reorganized LEAs		8965	0.00	0.00	0.0%
Long-Term Debt Proceeds					
Proceeds from Certificates of Participation		8971	0.00	0.00	0.0%
Proceeds from Leases		8972	0.00	0.00	0.0%
Proceeds from Lease Revenue Bonds		8973	0.00	0.00	0.0%
Proceeds from SBITAs		8974	0.00	0.00	0.0%
All Other Financing Sources		8979	0.00	0.00	0.0%
(c) TOTAL, SOURCES			0.00	0.00	0.0%
USES					
Transfers of Funds from Lapsed/Reorganized LEAs		7651	0.00	0.00	0.0%
All Other Financing Uses		7699	0.00	0.00	0.0%
(d) TOTAL, USES			0.00	0.00	0.0%
CONTRIBUTIONS					
Contributions from Unrestricted Revenues		8980	0.00	0.00	0.0%
Contributions from Restricted Revenues		8990	0.00	0.00	0.0%
(e) TOTAL, CONTRIBUTIONS			0.00	0.00	0.0%
TOTAL, OTHER FINANCING SOURCES/USES (a - b + c - d + e)			0.00	0.00	0.0%

Description	Function Codes	Object Codes	2024-25 Estimated Actuals	2025-26 Budget	Percent Difference
A. REVENUES					
1) LCFF Sources		8010-8099	0.00	0.00	0.0%
2) Federal Revenue		8100-8299	0.00	0.00	0.0%
3) Other State Revenue		8300-8599	0.00	0.00	0.0%
4) Other Local Revenue		8600-8799	2,630,426.00	0.00	-100.0%
5) TOTAL, REVENUES			2,630,426.00	0.00	-100.0%
B. EXPENDITURES (Objects 1000-7999)					
1) Instruction	1000-1999		0.00	0.00	0.0%
2) Instruction - Related Services	2000-2999		0.00	0.00	0.0%
3) Pupil Services	3000-3999		0.00	0.00	0.0%
4) Ancillary Services	4000-4999		0.00	0.00	0.0%
5) Community Services	5000-5999		0.00	0.00	0.0%
6) Enterprise	6000-6999		0.00	0.00	0.0%
7) General Administration	7000-7999		0.00	0.00	0.0%
8) Plant Services	8000-8999		25,600.39	0.00	-100.0%
9) Other Outgo	9000-9999	Except 7600-7699	0.00	0.00	0.0%
10) TOTAL, EXPENDITURES			25,600.39	0.00	-100.0%
C. EXCESS (DEFICIENCY) OF REVENUES OVER EXPENDITURES BEFORE OTHER FINANCING SOURCES AND USES (A5 -B10)			2,604,825.61	0.00	-100.0%
D. OTHER FINANCING SOURCES/USES					
1) Interfund Transfers					
a) Transfers In		8900-8929	0.00	0.00	0.0%
b) Transfers Out		7600-7629	0.00	0.00	0.0%
2) Other Sources/Uses					
a) Sources		8930-8979	0.00	0.00	0.0%
b) Uses		7630-7699	0.00	0.00	0.0%
3) Contributions		8980-8999	0.00	0.00	0.0%
4) TOTAL, OTHER FINANCING SOURCES/USES			0.00	0.00	0.0%
E. NET INCREASE (DECREASE) IN FUND BALANCE (C + D4)			2,604,825.61	0.00	-100.0%
F. FUND BALANCE, RESERVES					
1) Beginning Fund Balance					
a) As of July 1 - Unaudited		9791	9,444,278.82	12,049,104.43	27.6%
b) Audit Adjustments		9793	0.00	0.00	0.0%
c) As of July 1 - Audited (F1a + F1b)			9,444,278.82	12,049,104.43	27.6%
d) Other Restatements		9795	0.00	0.00	0.0%
e) Adjusted Beginning Balance (F1c + F1d)			9,444,278.82	12,049,104.43	27.6%
2) Ending Balance, June 30 (E + F1e)			12,049,104.43	12,049,104.43	0.0%
Components of Ending Fund Balance					
a) Nonspendable					
Revolving Cash		9711	0.00	0.00	0.0%
Stores		9712	0.00	0.00	0.0%
Prepaid Items		9713	0.00	0.00	0.0%
All Others		9719	0.00	0.00	0.0%
b) Restricted		9740	11,897,228.08	11,897,228.08	0.0%
c) Committed					
Stabilization Arrangements		9750	0.00	0.00	0.0%
Other Commitments (by Resource/Object)		9760	0.00	0.00	0.0%
d) Assigned					
Other Assignments (by Resource/Object)		9780	151,876.35	151,876.35	0.0%
e) Unassigned/Unappropriated					
Reserve for Economic Uncertainties		9789	0.00	0.00	0.0%
Unassigned/Unappropriated Amount		9790	0.00	0.00	0.0%

Resource	Description	2024-25 Estimated Actuals	2025-26 Budget
9010	Other Restricted Local	11,897,228.08	11,897,228.08
Total, Restricted Balance		11,897,228.08	11,897,228.08

Description	Resource Codes	Object Codes	2024-25 Estimated Actuals	2025-26 Budget	Percent Difference
A. REVENUES					
1) LCFF Sources		8010-8099	0.00	0.00	0.0%
2) Federal Revenue		8100-8299	0.00	0.00	0.0%
3) Other State Revenue		8300-8599	0.00	0.00	0.0%
4) Other Local Revenue		8600-8799	200,021.46	0.00	-100.0%
5) TOTAL, REVENUES			200,021.46	0.00	-100.0%
B. EXPENDITURES					
1) Certificated Salaries		1000-1999	0.00	0.00	0.0%
2) Classified Salaries		2000-2999	0.00	0.00	0.0%
3) Employee Benefits		3000-3999	0.00	0.00	0.0%
4) Books and Supplies		4000-4999	0.00	0.00	0.0%
5) Services and Other Operating Expenditures		5000-5999	57,170.12	3,000,000.00	5,147.5%
6) Capital Outlay		6000-6999	3,791,099.95	0.00	-100.0%
7) Other Outgo (excluding Transfers of Indirect Costs)		7100-7299, 7400-7499	0.00	0.00	0.0%
8) Other Outgo - Transfers of Indirect Costs		7300-7399	0.00	0.00	0.0%
9) TOTAL, EXPENDITURES			3,848,270.07	3,000,000.00	-22.0%
C. EXCESS (DEFICIENCY) OF REVENUES OVER EXPENDITURES BEFORE OTHER FINANCING SOURCES AND USES (A5 - B9)			(3,648,248.61)	(3,000,000.00)	-17.8%
D. OTHER FINANCING SOURCES/USES					
1) Interfund Transfers					
a) Transfers In		8900-8929	0.00	0.00	0.0%
b) Transfers Out		7600-7629	0.00	0.00	0.0%
2) Other Sources/Uses					
a) Sources		8930-8979	0.00	0.00	0.0%
b) Uses		7630-7699	0.00	0.00	0.0%
3) Contributions		8980-8999	0.00	0.00	0.0%
4) TOTAL, OTHER FINANCING SOURCES/USES			0.00	0.00	0.0%
E. NET INCREASE (DECREASE) IN FUND BALANCE (C + D4)			(3,648,248.61)	(3,000,000.00)	-17.8%
F. FUND BALANCE, RESERVES					
1) Beginning Fund Balance					
a) As of July 1 - Unaudited		9791	19,583,749.14	15,935,500.53	-18.6%
b) Audit Adjustments		9793	0.00	0.00	0.0%
c) As of July 1 - Audited (F1a + F1b)			19,583,749.14	15,935,500.53	-18.6%
d) Other Restatements		9795	0.00	0.00	0.0%
e) Adjusted Beginning Balance (F1c + F1d)			19,583,749.14	15,935,500.53	-18.6%
2) Ending Balance, June 30 (E + F1e)			15,935,500.53	12,935,500.53	-18.8%
Components of Ending Fund Balance					
a) Nonspendable					
Revolving Cash		9711	0.00	0.00	0.0%
Stores		9712	0.00	0.00	0.0%
Prepaid Items		9713	0.00	0.00	0.0%
All Others		9719	0.00	0.00	0.0%
b) Restricted		9740	9,918,386.39	9,918,386.39	0.0%
c) Committed					
Stabilization Arrangements		9750	0.00	0.00	0.0%
Other Commitments		9760	0.00	0.00	0.0%
d) Assigned					
Other Assignments		9780	6,017,114.14	3,017,114.14	-49.9%
e) Unassigned/Unappropriated					
Reserve for Economic Uncertainties		9789	0.00	0.00	0.0%
Unassigned/Unappropriated Amount		9790	0.00	0.00	0.0%
G. ASSETS					
1) Cash					
a) in County Treasury		9110	0.00		
1) Fair Value Adjustment to Cash in County Treasury		9111	0.00		
b) in Banks		9120	0.00		
c) in Revolving Cash Account		9130	0.00		
d) with Fiscal Agent/Trustee		9135	0.00		
e) Collections Awaiting Deposit		9140	0.00		

Description	Resource Codes	Object Codes	2024-25 Estimated Actuals	2025-26 Budget	Percent Difference
2) Investments		9150	0.00		
3) Accounts Receivable		9200	0.00		
4) Due from Grantor Government		9290	0.00		
5) Due from Other Funds		9310	0.00		
6) Stores		9320	0.00		
7) Prepaid Expenditures		9330	0.00		
8) Other Current Assets		9340	0.00		
9) Lease Receivable		9380	0.00		
10) TOTAL, ASSETS			0.00		
H. DEFERRED OUTFLOWS OF RESOURCES					
1) Deferred Outflows of Resources		9490	0.00		
2) TOTAL, DEFERRED OUTFLOWS			0.00		
I. LIABILITIES					
1) Accounts Payable		9500	0.00		
2) Due to Grantor Governments		9590	0.00		
3) Due to Other Funds		9610	0.00		
4) Current Loans		9640	0.00		
5) Unearned Revenue		9650	0.00		
6) TOTAL, LIABILITIES			0.00		
J. DEFERRED INFLOWS OF RESOURCES					
1) Deferred Inflows of Resources		9690	0.00		
2) TOTAL, DEFERRED INFLOWS			0.00		
K. FUND EQUITY					
Ending Fund Balance, June 30 (G10 + H2) - (I6 + J2)			0.00		
FEDERAL REVENUE					
FEMA		8281	0.00	0.00	0.0%
All Other Federal Revenue		8290	0.00	0.00	0.0%
TOTAL, FEDERAL REVENUE			0.00	0.00	0.0%
OTHER STATE REVENUE					
Pass-Through Revenues from State Sources		8587	0.00	0.00	0.0%
California Clean Energy Jobs Act	6230	8590	0.00	0.00	0.0%
All Other State Revenue	All Other	8590	0.00	0.00	0.0%
TOTAL, OTHER STATE REVENUE			0.00	0.00	0.0%
OTHER LOCAL REVENUE					
Other Local Revenue					
Community Redevelopment Funds Not Subject to LCFF Deduction		8625	0.00	0.00	0.0%
Sales					
Sale of Equipment/Supplies		8631	0.00	0.00	0.0%
Leases and Rentals		8650	0.00	0.00	0.0%
Interest		8660	200,021.46	0.00	-100.0%
Net Increase (Decrease) in the Fair Value of Investments		8662	0.00	0.00	0.0%
Other Local Revenue					
All Other Local Revenue		8699	0.00	0.00	0.0%
All Other Transfers In from All Others		8799	0.00	0.00	0.0%
TOTAL, OTHER LOCAL REVENUE			200,021.46	0.00	-100.0%
TOTAL, REVENUES			200,021.46	0.00	-100.0%
CLASSIFIED SALARIES					
Classified Support Salaries		2200	0.00	0.00	0.0%
Classified Supervisors' and Administrators' Salaries		2300	0.00	0.00	0.0%
Clerical, Technical and Office Salaries		2400	0.00	0.00	0.0%
Other Classified Salaries		2900	0.00	0.00	0.0%
TOTAL, CLASSIFIED SALARIES			0.00	0.00	0.0%
EMPLOYEE BENEFITS					
STRS		3101-3102	0.00	0.00	0.0%
PERS		3201-3202	0.00	0.00	0.0%
OASDI/Medicare/Alternative		3301-3302	0.00	0.00	0.0%
Health and Welfare Benefits		3401-3402	0.00	0.00	0.0%
Unemployment Insurance		3501-3502	0.00	0.00	0.0%
Workers' Compensation		3601-3602	0.00	0.00	0.0%
OPEB, Allocated		3701-3702	0.00	0.00	0.0%

Description	Resource Codes	Object Codes	2024-25 Estimated Actuals	2025-26 Budget	Percent Difference
OPEB, Active Employees		3751-3752	0.00	0.00	0.0%
Other Employee Benefits		3901-3902	0.00	0.00	0.0%
TOTAL, EMPLOYEE BENEFITS			0.00	0.00	0.0%
BOOKS AND SUPPLIES					
Books and Other Reference Materials		4200	0.00	0.00	0.0%
Materials and Supplies		4300	0.00	0.00	0.0%
Noncapitalized Equipment		4400	0.00	0.00	0.0%
TOTAL, BOOKS AND SUPPLIES			0.00	0.00	0.0%
SERVICES AND OTHER OPERATING EXPENDITURES					
Subagreements for Services		5100	0.00	0.00	0.0%
Travel and Conferences		5200	0.00	0.00	0.0%
Insurance		5400-5450	0.00	0.00	0.0%
Operations and Housekeeping Services		5500	0.00	0.00	0.0%
Rentals, Leases, Repairs, and Noncapitalized Improvements		5600	25,345.12	0.00	-100.0%
Transfers of Direct Costs		5710	0.00	0.00	0.0%
Transfers of Direct Costs - Interfund		5750	0.00	0.00	0.0%
Professional/Consulting Services and Operating Expenditures		5800	31,825.00	3,000,000.00	9,326.6%
Communications		5900	0.00	0.00	0.0%
TOTAL, SERVICES AND OTHER OPERATING EXPENDITURES			57,170.12	3,000,000.00	5,147.5%
CAPITAL OUTLAY					
Land		6100	0.00	0.00	0.0%
Land Improvements		6170	0.00	0.00	0.0%
Buildings and Improvements of Buildings		6200	3,791,099.95	0.00	-100.0%
Books and Media for New School Libraries or Major Expansion of School Libraries		6300	0.00	0.00	0.0%
Equipment		6400	0.00	0.00	0.0%
Equipment Replacement		6500	0.00	0.00	0.0%
Lease Assets		6600	0.00	0.00	0.0%
Subscription Assets		6700	0.00	0.00	0.0%
TOTAL, CAPITAL OUTLAY			3,791,099.95	0.00	-100.0%
OTHER OUTGO (excluding Transfers of Indirect Costs)					
Other Transfers Out					
Transfers of Pass-Through Revenues					
To Districts or Charter Schools		7211	0.00	0.00	0.0%
To County Offices		7212	0.00	0.00	0.0%
To JPAs		7213	0.00	0.00	0.0%
All Other Transfers Out to All Others		7299	0.00	0.00	0.0%
Debt Service					
Debt Service - Interest		7438	0.00	0.00	0.0%
Other Debt Service - Principal		7439	0.00	0.00	0.0%
TOTAL, OTHER OUTGO (excluding Transfers of Indirect Costs)			0.00	0.00	0.0%
TOTAL, EXPENDITURES			3,848,270.07	3,000,000.00	-22.0%
INTERFUND TRANSFERS					
INTERFUND TRANSFERS IN					
From: General Fund/CSSF		8912	0.00	0.00	0.0%
Other Authorized Interfund Transfers In		8919	0.00	0.00	0.0%
(a) TOTAL, INTERFUND TRANSFERS IN			0.00	0.00	0.0%
INTERFUND TRANSFERS OUT					
To: General Fund/CSSF		7612	0.00	0.00	0.0%
To: State School Building Fund/County School Facilities Fund		7613	0.00	0.00	0.0%
Other Authorized Interfund Transfers Out		7619	0.00	0.00	0.0%
(b) TOTAL, INTERFUND TRANSFERS OUT			0.00	0.00	0.0%
OTHER SOURCES/USES					
SOURCES					
Proceeds					
Proceeds from Disposal of Capital Assets		8953	0.00	0.00	0.0%
Other Sources					
Transfers from Funds of Lapsed/Reorganized LEAs		8965	0.00	0.00	0.0%
Long-Term Debt Proceeds					
Proceeds from Certificates of Participation		8971	0.00	0.00	0.0%
Proceeds from Leases		8972	0.00	0.00	0.0%

Description	Resource Codes	Object Codes	2024-25 Estimated Actuals	2025-26 Budget	Percent Difference
Proceeds from Lease Revenue Bonds		8973	0.00	0.00	0.0%
Proceeds from SBITAs		8974	0.00	0.00	0.0%
All Other Financing Sources		8979	0.00	0.00	0.0%
(c) TOTAL, SOURCES			0.00	0.00	0.0%
USES					
Transfers of Funds from Lapsed/Reorganized LEAs		7651	0.00	0.00	0.0%
All Other Financing Uses		7699	0.00	0.00	0.0%
(d) TOTAL, USES			0.00	0.00	0.0%
CONTRIBUTIONS					
Contributions from Unrestricted Revenues		8980	0.00	0.00	0.0%
Contributions from Restricted Revenues		8990	0.00	0.00	0.0%
(e) TOTAL, CONTRIBUTIONS			0.00	0.00	0.0%
TOTAL, OTHER FINANCING SOURCES/USES (a - b + c - d + e)			0.00	0.00	0.0%

Description	Function Codes	Object Codes	2024-25 Estimated Actuals	2025-26 Budget	Percent Difference
A. REVENUES					
1) LCFF Sources		8010-8099	0.00	0.00	0.0%
2) Federal Revenue		8100-8299	0.00	0.00	0.0%
3) Other State Revenue		8300-8599	0.00	0.00	0.0%
4) Other Local Revenue		8600-8799	200,021.46	0.00	-100.0%
5) TOTAL, REVENUES			200,021.46	0.00	-100.0%
B. EXPENDITURES (Objects 1000-7999)					
1) Instruction	1000-1999		0.00	0.00	0.0%
2) Instruction - Related Services	2000-2999		0.00	0.00	0.0%
3) Pupil Services	3000-3999		0.00	0.00	0.0%
4) Ancillary Services	4000-4999		0.00	0.00	0.0%
5) Community Services	5000-5999		0.00	0.00	0.0%
6) Enterprise	6000-6999		0.00	0.00	0.0%
7) General Administration	7000-7999		0.00	0.00	0.0%
8) Plant Services	8000-8999		3,848,270.07	3,000,000.00	-22.0%
9) Other Outgo	9000-9999	Except 7600-7699	0.00	0.00	0.0%
10) TOTAL, EXPENDITURES			3,848,270.07	3,000,000.00	-22.0%
C. EXCESS (DEFICIENCY) OF REVENUES OVER EXPENDITURES BEFORE OTHER FINANCING SOURCES AND USES (A5 -B10)			(3,648,248.61)	(3,000,000.00)	-17.8%
D. OTHER FINANCING SOURCES/USES					
1) Interfund Transfers					
a) Transfers In		8900-8929	0.00	0.00	0.0%
b) Transfers Out		7600-7629	0.00	0.00	0.0%
2) Other Sources/Uses					
a) Sources		8930-8979	0.00	0.00	0.0%
b) Uses		7630-7699	0.00	0.00	0.0%
3) Contributions		8980-8999	0.00	0.00	0.0%
4) TOTAL, OTHER FINANCING SOURCES/USES			0.00	0.00	0.0%
E. NET INCREASE (DECREASE) IN FUND BALANCE (C + D4)			(3,648,248.61)	(3,000,000.00)	-17.8%
F. FUND BALANCE, RESERVES					
1) Beginning Fund Balance					
a) As of July 1 - Unaudited		9791	19,583,749.14	15,935,500.53	-18.6%
b) Audit Adjustments		9793	0.00	0.00	0.0%
c) As of July 1 - Audited (F1a + F1b)			19,583,749.14	15,935,500.53	-18.6%
d) Other Restatements		9795	0.00	0.00	0.0%
e) Adjusted Beginning Balance (F1c + F1d)			19,583,749.14	15,935,500.53	-18.6%
2) Ending Balance, June 30 (E + F1e)			15,935,500.53	12,935,500.53	-18.8%
Components of Ending Fund Balance					
a) Nonspendable					
Revolving Cash		9711	0.00	0.00	0.0%
Stores		9712	0.00	0.00	0.0%
Prepaid Items		9713	0.00	0.00	0.0%
All Others		9719	0.00	0.00	0.0%
b) Restricted		9740	9,918,386.39	9,918,386.39	0.0%
c) Committed					
Stabilization Arrangements		9750	0.00	0.00	0.0%
Other Commitments (by Resource/Object)		9760	0.00	0.00	0.0%
d) Assigned					
Other Assignments (by Resource/Object)		9780	6,017,114.14	3,017,114.14	-49.9%
e) Unassigned/Unappropriated					
Reserve for Economic Uncertainties		9789	0.00	0.00	0.0%
Unassigned/Unappropriated Amount		9790	0.00	0.00	0.0%

Resource	Description	2024-25 Estimated Actuals	2025-26 Budget
6230	California Clean Energy Jobs Act	.42	.42
9010	Other Restricted Local	9,918,385.97	9,918,385.97
Total, Restricted Balance		9,918,386.39	9,918,386.39

Description	Resource Codes	Object Codes	2024-25 Estimated Actuals	2025-26 Budget	Percent Difference
A. REVENUES					
1) LCFF Sources		8010-8099	0.00	0.00	0.0%
2) Federal Revenue		8100-8299	0.00	0.00	0.0%
3) Other State Revenue		8300-8599	0.00	0.00	0.0%
4) Other Local Revenue		8600-8799	1,331,804.53	0.00	-100.0%
5) TOTAL, REVENUES			1,331,804.53	0.00	-100.0%
B. EXPENSES					
1) Certificated Salaries		1000-1999	0.00	0.00	0.0%
2) Classified Salaries		2000-2999	0.00	0.00	0.0%
3) Employee Benefits		3000-3999	0.00	0.00	0.0%
4) Books and Supplies		4000-4999	0.00	0.00	0.0%
5) Services and Other Operating Expenses		5000-5999	1,889,711.00	2,000,000.00	5.8%
6) Depreciation and Amortization		6000-6999	0.00	0.00	0.0%
7) Other Outgo (excluding Transfers of Indirect Costs)		7100-7299, 7400-7499	0.00	0.00	0.0%
8) Other Outgo - Transfers of Indirect Costs		7300-7399	0.00	0.00	0.0%
9) TOTAL, EXPENSES			1,889,711.00	2,000,000.00	5.8%
C. EXCESS (DEFICIENCY) OF REVENUES OVER EXPENSES BEFORE OTHER FINANCING SOURCES AND USES (A5 - B9)			(557,906.47)	(2,000,000.00)	258.5%
D. OTHER FINANCING SOURCES/USES					
1) Interfund Transfers					
a) Transfers In		8900-8929	2,401,421.86	2,000,000.00	-16.7%
b) Transfers Out		7600-7629	0.00	0.00	0.0%
2) Other Sources/Uses					
a) Sources		8930-8979	0.00	0.00	0.0%
b) Uses		7630-7699	0.00	0.00	0.0%
3) Contributions		8980-8999	0.00	0.00	0.0%
4) TOTAL, OTHER FINANCING SOURCES/USES			2,401,421.86	2,000,000.00	-16.7%
E. NET INCREASE (DECREASE) IN NET POSITION (C + D4)			1,843,515.39	0.00	-100.0%
F. NET POSITION					
1) Beginning Net Position					
a) As of July 1 - Unaudited		9791	(1,843,515.39)	0.00	-100.0%
b) Audit Adjustments		9793	0.00	0.00	0.0%
c) As of July 1 - Audited (F1a + F1b)			(1,843,515.39)	0.00	-100.0%
d) Other Restatements		9795	0.00	0.00	0.0%
e) Adjusted Beginning Net Position (F1c + F1d)			(1,843,515.39)	0.00	-100.0%
2) Ending Net Position, June 30 (E + F1e)			0.00	0.00	0.0%
Components of Ending Net Position					
a) Net Investment in Capital Assets		9796	0.00	0.00	0.0%
b) Restricted Net Position		9797	0.00	0.00	0.0%
c) Unrestricted Net Position		9790	0.00	0.00	0.0%
G. ASSETS					
1) Cash					
a) in County Treasury		9110	0.00		
1) Fair Value Adjustment to Cash in County Treasury		9111	0.00		
b) in Banks		9120	0.00		
c) in Revolving Cash Account		9130	0.00		
d) with Fiscal Agent/Trustee		9135	0.00		
e) Collections Awaiting Deposit		9140	0.00		
2) Investments		9150	0.00		
3) Accounts Receivable		9200	0.00		
4) Due from Grantor Government		9290	0.00		
5) Due from Other Funds		9310	0.00		
6) Stores		9320	0.00		
7) Prepaid Expenditures		9330	0.00		
8) Other Current Assets		9340	0.00		
9) Lease Receivable		9380	0.00		
10) Fixed Assets					
a) Land		9410	0.00		
b) Land Improvements		9420	0.00		

Description	Resource Codes	Object Codes	2024-25 Estimated Actuals	2025-26 Budget	Percent Difference
c) Accumulated Depreciation - Land Improvements		9425	0.00		
d) Buildings		9430	0.00		
e) Accumulated Depreciation - Buildings		9435	0.00		
f) Equipment		9440	0.00		
g) Accumulated Depreciation - Equipment		9445	0.00		
h) Work in Progress		9450	0.00		
i) Lease Assets		9460	0.00		
j) Accumulated Amortization-Lease Assets		9465	0.00		
k) Subscription Assets		9470	0.00		
l) Accumulated Amortization-Subscription Assets		9475	0.00		
11) TOTAL, ASSETS			0.00		
H. DEFERRED OUTFLOWS OF RESOURCES					
1) Deferred Outflows of Resources		9490	0.00		
2) TOTAL, DEFERRED OUTFLOWS			0.00		
I. LIABILITIES					
1) Accounts Payable		9500	0.00		
2) Due to Grantor Governments		9590	0.00		
3) Due to Other Funds		9610	0.00		
4) Current Loans		9640			
5) Unearned Revenue		9650	0.00		
6) Long-Term Liabilities					
a) Subscription Liability		9660	0.00		
b) Net Pension Liability		9663	0.00		
c) Total/Net OPEB Liability		9664	0.00		
d) Compensated Absences		9665	0.00		
e) COPs Payable		9666	0.00		
f) Leases Payable		9667	0.00		
g) Lease Revenue Bonds Payable		9668	0.00		
h) Other General Long-Term Liabilities		9669	0.00		
7) TOTAL, LIABILITIES			0.00		
J. DEFERRED INFLOWS OF RESOURCES					
1) Deferred Inflows of Resources		9690	0.00		
2) TOTAL, DEFERRED INFLOWS			0.00		
K. NET POSITION					
Net Position, June 30 (G11 + H2) - (I7 + J2)			0.00		
OTHER STATE REVENUE					
STRS On-Behalf Pension Contributions	7690	8590	0.00	0.00	0.0%
All Other State Revenue	All Other	8590	0.00	0.00	0.0%
TOTAL, OTHER STATE REVENUE			0.00	0.00	0.0%
OTHER LOCAL REVENUE					
Other Local Revenue					
Sales					
Sale of Equipment/Supplies		8631	0.00	0.00	0.0%
Interest		8660	0.00	0.00	0.0%
Net Increase (Decrease) in the Fair Value of Investments		8662	0.00	0.00	0.0%
Fees and Contracts					
In-District Premiums/					
Contributions		8674	0.00	0.00	0.0%
All Other Fees and Contracts		8689	0.00	0.00	0.0%
Other Local Revenue					
All Other Local Revenue		8699	1,331,804.53	0.00	-100.0%
All Other Transfers In from All Others		8799	0.00	0.00	0.0%
TOTAL, OTHER LOCAL REVENUE			1,331,804.53	0.00	-100.0%
TOTAL, REVENUES			1,331,804.53	0.00	-100.0%
CERTIFICATED SALARIES					
Certificated Pupil Support Salaries		1200	0.00	0.00	0.0%
Certificated Supervisors' and Administrators' Salaries		1300	0.00	0.00	0.0%
TOTAL, CERTIFICATED SALARIES			0.00	0.00	0.0%
CLASSIFIED SALARIES					
Classified Support Salaries		2200	0.00	0.00	0.0%

Description	Resource Codes	Object Codes	2024-25 Estimated Actuals	2025-26 Budget	Percent Difference
Classified Supervisors' and Administrators' Salaries		2300	0.00	0.00	0.0%
Clerical, Technical and Office Salaries		2400	0.00	0.00	0.0%
Other Classified Salaries		2900	0.00	0.00	0.0%
TOTAL, CLASSIFIED SALARIES			0.00	0.00	0.0%
EMPLOYEE BENEFITS					
STRS		3101-3102	0.00	0.00	0.0%
PERS		3201-3202	0.00	0.00	0.0%
OASDI/Medicare/Alternative		3301-3302	0.00	0.00	0.0%
Health and Welfare Benefits		3401-3402	0.00	0.00	0.0%
Unemployment Insurance		3501-3502	0.00	0.00	0.0%
Workers' Compensation		3601-3602	0.00	0.00	0.0%
OPEB, Allocated		3701-3702	0.00	0.00	0.0%
OPEB, Active Employees		3751-3752	0.00	0.00	0.0%
Other Employee Benefits		3901-3902	0.00	0.00	0.0%
TOTAL, EMPLOYEE BENEFITS			0.00	0.00	0.0%
BOOKS AND SUPPLIES					
Books and Other Reference Materials		4200	0.00	0.00	0.0%
Materials and Supplies		4300	0.00	0.00	0.0%
Noncapitalized Equipment		4400	0.00	0.00	0.0%
TOTAL, BOOKS AND SUPPLIES			0.00	0.00	0.0%
SERVICES AND OTHER OPERATING EXPENSES					
Subagreements for Services		5100	0.00	0.00	0.0%
Travel and Conferences		5200	0.00	0.00	0.0%
Dues and Memberships		5300	0.00	0.00	0.0%
Insurance		5400-5450	0.00	0.00	0.0%
Operations and Housekeeping Services		5500	0.00	0.00	0.0%
Rentals, Leases, Repairs, and Noncapitalized Improvements		5600	0.00	0.00	0.0%
Transfers of Direct Costs - Interfund		5750	0.00	0.00	0.0%
Professional/Consulting Services and					
Operating Expenditures		5800	1,889,711.00	2,000,000.00	5.8%
Communications		5900	0.00	0.00	0.0%
TOTAL, SERVICES AND OTHER OPERATING EXPENSES			1,889,711.00	2,000,000.00	5.8%
DEPRECIATION AND AMORTIZATION					
Depreciation Expense		6900	0.00	0.00	0.0%
Amortization Expense-Lease Assets		6910	0.00	0.00	0.0%
Amortization Expense-Subscription Assets		6920	0.00	0.00	0.0%
TOTAL, DEPRECIATION AND AMORTIZATION			0.00	0.00	0.0%
TOTAL, EXPENSES			1,889,711.00	2,000,000.00	5.8%
INTERFUND TRANSFERS					
INTERFUND TRANSFERS IN					
Other Authorized Interfund Transfers In		8919	2,401,421.86	2,000,000.00	-16.7%
(a) TOTAL, INTERFUND TRANSFERS IN			2,401,421.86	2,000,000.00	-16.7%
INTERFUND TRANSFERS OUT					
Other Authorized Interfund Transfers Out		7619	0.00	0.00	0.0%
(b) TOTAL, INTERFUND TRANSFERS OUT			0.00	0.00	0.0%
OTHER SOURCES/USES					
SOURCES					
Other Sources					
Transfers from Funds of Lapsed/Reorganized LEAs		8965	0.00	0.00	0.0%
(c) TOTAL, SOURCES			0.00	0.00	0.0%
USES					
Transfers of Funds from Lapsed/Reorganized LEAs		7651	0.00	0.00	0.0%
(d) TOTAL, USES			0.00	0.00	0.0%
CONTRIBUTIONS					
Contributions from Unrestricted Revenues		8980	0.00	0.00	0.0%
Contributions from Restricted Revenues		8990	0.00	0.00	0.0%
(e) TOTAL, CONTRIBUTIONS			0.00	0.00	0.0%
TOTAL, OTHER FINANCING SOURCES/USES					
(a - b + c - d + e)			2,401,421.86	2,000,000.00	-16.7%

Description	Function Codes	Object Codes	2024-25 Estimated Actuals	2025-26 Budget	Percent Difference
A. REVENUES					
1) LCFF Sources		8010-8099	0.00	0.00	0.0%
2) Federal Revenue		8100-8299	0.00	0.00	0.0%
3) Other State Revenue		8300-8599	0.00	0.00	0.0%
4) Other Local Revenue		8600-8799	1,331,804.53	0.00	-100.0%
5) TOTAL, REVENUES			1,331,804.53	0.00	-100.0%
B. EXPENSES (Objects 1000-7999)					
1) Instruction	1000-1999		0.00	0.00	0.0%
2) Instruction - Related Services	2000-2999		0.00	0.00	0.0%
3) Pupil Services	3000-3999		0.00	0.00	0.0%
4) Ancillary Services	4000-4999		0.00	0.00	0.0%
5) Community Services	5000-5999		0.00	0.00	0.0%
6) Enterprise	6000-6999		1,889,711.00	2,000,000.00	5.8%
7) General Administration	7000-7999		0.00	0.00	0.0%
8) Plant Services	8000-8999		0.00	0.00	0.0%
9) Other Outgo	9000-9999	Except 7600-7699	0.00	0.00	0.0%
10) TOTAL, EXPENSES			1,889,711.00	2,000,000.00	5.8%
C. EXCESS (DEFICIENCY) OF REVENUES OVER EXPENSES BEFORE OTHER FINANCING SOURCES AND USES (A5 - B10)			(557,906.47)	(2,000,000.00)	258.5%
D. OTHER FINANCING SOURCES/USES					
1) Interfund Transfers					
a) Transfers In		8900-8929	2,401,421.86	2,000,000.00	-16.7%
b) Transfers Out		7600-7629	0.00	0.00	0.0%
2) Other Sources/Uses					
a) Sources		8930-8979	0.00	0.00	0.0%
b) Uses		7630-7699	0.00	0.00	0.0%
3) Contributions		8980-8999	0.00	0.00	0.0%
4) TOTAL, OTHER FINANCING SOURCES/USES			2,401,421.86	2,000,000.00	-16.7%
E. NET INCREASE (DECREASE) IN NET POSITION (C + D4)			1,843,515.39	0.00	-100.0%
F. NET POSITION					
1) Beginning Net Position					
a) As of July 1 - Unaudited		9791	(1,843,515.39)	0.00	-100.0%
b) Audit Adjustments		9793	0.00	0.00	0.0%
c) As of July 1 - Audited (F1a + F1b)			(1,843,515.39)	0.00	-100.0%
d) Other Restatements		9795	0.00	0.00	0.0%
e) Adjusted Beginning Net Position (F1c + F1d)			(1,843,515.39)	0.00	-100.0%
2) Ending Net Position, June 30 (E + F1e)			0.00	0.00	0.0%
Components of Ending Net Position					
a) Net Investment in Capital Assets		9796	0.00	0.00	0.0%
b) Restricted Net Position		9797	0.00	0.00	0.0%
c) Unrestricted Net Position		9790	0.00	0.00	0.0%

Resource	Description	2024-25 Estimated Actuals	2025-26 Budget
Total, Restricted Net Position		0.00	0.00

Description	Resource Codes	Object Codes	2024-25 Estimated Actuals	2025-26 Budget	Percent Difference
A. REVENUES					
1) LCFF Sources		8010-8099	0.00	0.00	0.0%
2) Federal Revenue		8100-8299	0.00	0.00	0.0%
3) Other State Revenue		8300-8599	0.00	0.00	0.0%
4) Other Local Revenue		8600-8799	(1,331,804.53)	0.00	-100.0%
5) TOTAL, REVENUES			(1,331,804.53)	0.00	-100.0%
B. EXPENSES					
1) Certificated Salaries		1000-1999	0.00	0.00	0.0%
2) Classified Salaries		2000-2999	0.00	0.00	0.0%
3) Employee Benefits		3000-3999	0.00	0.00	0.0%
4) Books and Supplies		4000-4999	0.00	0.00	0.0%
5) Services and Other Operating Expenses		5000-5999	0.00	0.00	0.0%
6) Depreciation and Amortization		6000-6999	0.00	0.00	0.0%
7) Other Outgo (excluding Transfers of Indirect Costs)		7100-7299, 7400-7499	0.00	0.00	0.0%
8) Other Outgo - Transfers of Indirect Costs		7300-7399	0.00	0.00	0.0%
9) TOTAL, EXPENSES			0.00	0.00	0.0%
C. EXCESS (DEFICIENCY) OF REVENUES OVER EXPENSES BEFORE OTHER FINANCING SOURCES AND USES (A5 - B9)			(1,331,804.53)	0.00	-100.0%
D. OTHER FINANCING SOURCES/USES					
1) Interfund Transfers					
a) Transfers In		8900-8929	0.00	0.00	0.0%
b) Transfers Out		7600-7629	0.00	0.00	0.0%
2) Other Sources/Uses					
a) Sources		8930-8979	0.00	0.00	0.0%
b) Uses		7630-7699	0.00	0.00	0.0%
3) Contributions		8980-8999	0.00	0.00	0.0%
4) TOTAL, OTHER FINANCING SOURCES/USES			0.00	0.00	0.0%
E. NET INCREASE (DECREASE) IN NET POSITION (C + D4)			(1,331,804.53)	0.00	-100.0%
F. NET POSITION					
1) Beginning Net Position					
a) As of July 1 - Unaudited		9791	1,331,804.53	0.00	-100.0%
b) Audit Adjustments		9793	0.00	0.00	0.0%
c) As of July 1 - Audited (F1a + F1b)			1,331,804.53	0.00	-100.0%
d) Other Restatements		9795	0.00	0.00	0.0%
e) Adjusted Beginning Net Position (F1c + F1d)			1,331,804.53	0.00	-100.0%
2) Ending Net Position, June 30 (E + F1e)			0.00	0.00	0.0%
Components of Ending Net Position					
a) Net Investment in Capital Assets		9796	0.00	0.00	0.0%
b) Restricted Net Position		9797	0.00	0.00	0.0%
c) Unrestricted Net Position		9790	0.00	0.00	0.0%
G. ASSETS					
1) Cash					
a) in County Treasury		9110	0.00		
1) Fair Value Adjustment to Cash in County Treasury		9111	0.00		
b) in Banks		9120	0.00		
c) in Revolving Cash Account		9130	0.00		
d) with Fiscal Agent/Trustee		9135	0.00		
e) Collections Awaiting Deposit		9140	0.00		
2) Investments		9150	0.00		
3) Accounts Receivable		9200	0.00		
4) Due from Grantor Government		9290	0.00		
5) Due from Other Funds		9310	0.00		
6) Stores		9320	0.00		
7) Prepaid Expenditures		9330	0.00		
8) Other Current Assets		9340	0.00		
9) Lease Receivable		9380	0.00		
10) Fixed Assets		9400			
11) TOTAL, ASSETS			0.00		
H. DEFERRED OUTFLOWS OF RESOURCES					

Description	Resource Codes	Object Codes	2024-25 Estimated Actuals	2025-26 Budget	Percent Difference
1) Deferred Outflows of Resources		9490	0.00		
2) TOTAL, DEFERRED OUTFLOWS			0.00		
I. LIABILITIES					
1) Accounts Payable		9500	0.00		
2) Due to Grantor Governments		9590	0.00		
3) Due to Other Funds		9610	0.00		
4) Current Loans		9640			
5) Unearned Revenue		9650	0.00		
6) Long-Term Liabilities					
b) Net Pension Liability		9663	0.00		
c) Total/Net OPEB Liability		9664	0.00		
d) Compensated Absences		9665	0.00		
e) COPs Payable		9666	0.00		
f) Leases Payable		9667	0.00		
g) Lease Revenue Bonds Payable		9668	0.00		
h) Other General Long-Term Liabilities		9669	0.00		
7) TOTAL, LIABILITIES			0.00		
J. DEFERRED INFLOWS OF RESOURCES					
1) Deferred Inflows of Resources		9690	0.00		
2) TOTAL, DEFERRED INFLOWS			0.00		
K. NET POSITION					
Net Position, June 30 (G11 + H2) - (I7 + J2)			0.00		
OTHER LOCAL REVENUE					
Other Local Revenue					
Interest		8660	0.00	0.00	0.0%
Net Increase (Decrease) in the Fair Value of Investments		8662	0.00	0.00	0.0%
Fees and Contracts					
In-District Premiums/					
Contributions		8674	0.00	0.00	0.0%
Other Local Revenue					
All Other Local Revenue		8699	(1,331,804.53)	0.00	-100.0%
TOTAL, OTHER LOCAL REVENUE			(1,331,804.53)	0.00	-100.0%
TOTAL, REVENUES			(1,331,804.53)	0.00	-100.0%
SERVICES AND OTHER OPERATING EXPENSES					
Subagreements for Services		5100	0.00	0.00	0.0%
Professional/Consulting Services and					
Operating Expenditures		5800	0.00	0.00	0.0%
TOTAL, SERVICES AND OTHER OPERATING EXPENSES			0.00	0.00	0.0%
TOTAL, EXPENSES			0.00	0.00	0.0%
INTERFUND TRANSFERS					
INTERFUND TRANSFERS IN					
Other Authorized Interfund Transfers In		8919	0.00	0.00	0.0%
(a) TOTAL, INTERFUND TRANSFERS IN			0.00	0.00	0.0%
OTHER SOURCES/USES					
SOURCES					
Other Sources					
Transfers from Funds of Lapsed/Reorganized LEAs		8965	0.00	0.00	0.0%
All Other Financing Sources		8979	0.00	0.00	0.0%
(c) TOTAL, SOURCES			0.00	0.00	0.0%
USES					
Transfers of Funds from Lapsed/Reorganized LEAs		7651	0.00	0.00	0.0%
(d) TOTAL, USES			0.00	0.00	0.0%
CONTRIBUTIONS					
Contributions from Unrestricted Revenues		8980	0.00	0.00	0.0%
Contributions from Restricted Revenues		8990	0.00	0.00	0.0%
(e) TOTAL, CONTRIBUTIONS			0.00	0.00	0.0%
TOTAL, OTHER FINANCING SOURCES/USES					
(a + c - d + e)			0.00	0.00	0.0%

Description	Function Codes	Object Codes	2024-25 Estimated Actuals	2025-26 Budget	Percent Difference
A. REVENUES					
1) LCFF Sources		8010-8099	0.00	0.00	0.0%
2) Federal Revenue		8100-8299	0.00	0.00	0.0%
3) Other State Revenue		8300-8599	0.00	0.00	0.0%
4) Other Local Revenue		8600-8799	(1,331,804.53)	0.00	-100.0%
5) TOTAL, REVENUES			(1,331,804.53)	0.00	-100.0%
B. EXPENSES (Objects 1000-7999)					
1) Instruction	1000-1999		0.00	0.00	0.0%
2) Instruction - Related Services	2000-2999		0.00	0.00	0.0%
3) Pupil Services	3000-3999		0.00	0.00	0.0%
4) Ancillary Services	4000-4999		0.00	0.00	0.0%
5) Community Services	5000-5999		0.00	0.00	0.0%
6) Enterprise	6000-6999		0.00	0.00	0.0%
7) General Administration	7000-7999		0.00	0.00	0.0%
8) Plant Services	8000-8999		0.00	0.00	0.0%
9) Other Outgo	9000-9999	Except 7600-7699	0.00	0.00	0.0%
10) TOTAL, EXPENSES			0.00	0.00	0.0%
C. EXCESS (DEFICIENCY) OF REVENUES OVER EXPENSES BEFORE OTHER FINANCING SOURCES AND USES (A5 - B10)			(1,331,804.53)	0.00	-100.0%
D. OTHER FINANCING SOURCES/USES					
1) Interfund Transfers					
a) Transfers In		8900-8929	0.00	0.00	0.0%
b) Transfers Out		7600-7629	0.00	0.00	0.0%
2) Other Sources/Uses					
a) Sources		8930-8979	0.00	0.00	0.0%
b) Uses		7630-7699	0.00	0.00	0.0%
3) Contributions		8980-8999	0.00	0.00	0.0%
4) TOTAL, OTHER FINANCING SOURCES/USES			0.00	0.00	0.0%
E. NET INCREASE (DECREASE) IN NET POSITION (C + D4)			(1,331,804.53)	0.00	-100.0%
F. NET POSITION					
1) Beginning Net Position					
a) As of July 1 - Unaudited		9791	1,331,804.53	0.00	-100.0%
b) Audit Adjustments		9793	0.00	0.00	0.0%
c) As of July 1 - Audited (F1a + F1b)			1,331,804.53	0.00	-100.0%
d) Other Restatements		9795	0.00	0.00	0.0%
e) Adjusted Beginning Net Position (F1c + F1d)			1,331,804.53	0.00	-100.0%
2) Ending Net Position, June 30 (E + F1e)			0.00	0.00	0.0%
Components of Ending Net Position					
a) Net Investment in Capital Assets		9796	0.00	0.00	0.0%
b) Restricted Net Position		9797	0.00	0.00	0.0%
c) Unrestricted Net Position		9790	0.00	0.00	0.0%

Resource	Description	2024-25 Estimated Actuals	2025-26 Budget
Total, Restricted Net Position		0.00	0.00

Description	Object Codes	2025-26 Budget (Form 01) (A)	% Change (Cols. C-A/A) (B)	2026-27 Projection (C)	% Change (Cols. E-C/C) (D)	2027-28 Projection (E)
(Enter projections for subsequent years 1 and 2 in Columns C and E; current year - Column A - is extracted)						
A. REVENUES AND OTHER FINANCING SOURCES						
1. LCFF Sources	8010-8099	170,073,136.01	2.32%	174,022,360.00	2.66%	178,649,839.00
2. Federal Revenues	8100-8299	0.00	0.00%		0.00%	
3. Other State Revenues	8300-8599	4,887,239.00	0.00%	4,887,239.00	0.00%	4,887,239.00
4. Other Local Revenues	8600-8799	750,000.00	0.00%	750,000.00	0.00%	750,000.00
5. Other Financing Sources						
a. Transfers In	8900-8929	0.00	0.00%		0.00%	
b. Other Sources	8930-8979	0.00	0.00%		0.00%	
c. Contributions	8980-8999	(49,979,686.53)	0.60%	(50,279,687.00)	0.60%	(50,579,687.00)
6. Total (Sum lines A1 thru A5c)		125,730,688.48	2.90%	129,379,912.00	3.34%	133,707,391.00
B. EXPENDITURES AND OTHER FINANCING USES						
1. Certificated Salaries						
a. Base Salaries				64,811,621.31		63,463,861.47
b. Step & Column Adjustment				725,890.16		710,795.25
c. Cost-of-Living Adjustment						
d. Other Adjustments				(2,073,650.00)		1,624,100.00
e. Total Certificated Salaries (Sum lines B1a thru B1d)	1000-1999	64,811,621.31	-2.08%	63,463,861.47	3.68%	65,798,756.72
2. Classified Salaries						
a. Base Salaries				21,434,093.36		20,674,155.21
b. Step & Column Adjustment				240,061.85		231,550.54
c. Cost-of-Living Adjustment						
d. Other Adjustments				(1,000,000.00)		1,540,000.00
e. Total Classified Salaries (Sum lines B2a thru B2d)	2000-2999	21,434,093.36	-3.55%	20,674,155.21	8.57%	22,445,705.75
3. Employee Benefits	3000-3999	36,444,066.51	-1.02%	36,072,590.00	5.46%	38,041,879.00
4. Books and Supplies	4000-4999	1,753,339.24	0.00%	1,753,339.00	0.00%	1,753,339.00
5. Services and Other Operating Expenditures	5000-5999	9,338,690.18	24.09%	11,588,690.00	0.00%	11,588,690.00
6. Capital Outlay	6000-6999	124,900.00	0.00%	124,900.00	0.00%	124,900.00
7. Other Outgo (excluding Transfers of Indirect Costs)	7100-7299, 7400-7499	1,200,000.00	0.00%	1,200,000.00	0.00%	1,200,000.00
8. Other Outgo - Transfers of Indirect Costs	7300-7399	(1,789,730.37)	0.00%	(1,789,730.00)	0.00%	(1,789,730.00)
9. Other Financing Uses						
a. Transfers Out	7600-7629	2,000,000.00	5.00%	2,100,000.00	4.76%	2,200,000.00
b. Other Uses	7630-7699	0.00	0.00%		0.00%	
10. Other Adjustments (Explain in Section F below)						
11. Total (Sum lines B1 thru B10)		135,316,980.23	-0.10%	135,187,805.68	4.57%	141,363,540.47

Description	Object Codes	2025-26 Budget (Form 01) (A)	% Change (Cols. C-A/A) (B)	2026-27 Projection (C)	% Change (Cols. E-C/C) (D)	2027-28 Projection (E)
C. NET INCREASE (DECREASE) IN FUND BALANCE (Line A6 minus line B11)		(9,586,291.75)		(5,807,893.68)		(7,656,149.47)
D. FUND BALANCE						
1. Net Beginning Fund Balance (Form 01, line F1e)		31,512,041.22		21,925,749.47		16,117,855.79
2. Ending Fund Balance (Sum lines C and D1)		21,925,749.47		16,117,855.79		8,461,706.32
3. Components of Ending Fund Balance						
a. Nonspendable	9710-9719	0.00				
b. Restricted	9740					
c. Committed						
1. Stabilization Arrangements	9750	0.00				
2. Other Commitments	9760	0.00				
d. Assigned	9780	0.00		300,000.00		300,000.00
e. Unassigned/Unappropriated						
1. Reserve for Economic Uncertainties	9789	6,749,352.00		6,683,205.00		6,739,285.00
2. Unassigned/Unappropriated	9790	15,176,397.47		9,134,650.79		1,422,421.32
f. Total Components of Ending Fund Balance (Line D3f must agree with line D2)		21,925,749.47		16,117,855.79		8,461,706.32
E. AVAILABLE RESERVES						
1. General Fund						
a. Stabilization Arrangements	9750	0.00		0.00		0.00
b. Reserve for Economic Uncertainties	9789	6,749,352.00		6,683,205.00		6,739,285.00
c. Unassigned/Unappropriated	9790	15,176,397.47		9,134,650.79		1,422,421.32
(Enter reserve projections for subsequent years 1 and 2 in Columns C and E; current year - Column A - is extracted.)						
2. Special Reserve Fund - Noncapital Outlay (Fund 17)						
a. Stabilization Arrangements	9750					
b. Reserve for Economic Uncertainties	9789					
c. Unassigned/Unappropriated	9790					
3. Total Available Reserves (Sum lines E1a thru E2c)		21,925,749.47		15,817,855.79		8,161,706.32

F. ASSUMPTIONS

Please provide below or on a separate attachment, the assumptions used to determine the projections for the first and second subsequent fiscal years. Further, please include an explanation for any significant expenditure adjustments projected in lines B1d, B2d, and B10. For additional information, please refer to the Budget Assumptions section of the SACS Financial Reporting Software User Guide.

This includes part of our FSP - fiscal stabilization plan, of reducing teachers and PE staff in the outyears. This also includes moving personnel between restricted and unrestricted resources to better align with needs/programs and funding.

Description	Object Codes	2025-26 Budget (Form 01) (A)	% Change (Cols. C-A/A) (B)	2026-27 Projection (C)	% Change (Cols. E-C/C) (D)	2027-28 Projection (E)
(Enter projections for subsequent years 1 and 2 in Columns C and E; current year - Column A - is extracted)						
A. REVENUES AND OTHER FINANCING SOURCES						
1. LCFF Sources	8010-8099	0.00	0.00%		0.00%	
2. Federal Revenues	8100-8299	7,984,905.76	-1.00%	7,905,057.00	-1.00%	7,826,006.00
3. Other State Revenues	8300-8599	26,305,714.56	-16.21%	22,042,657.00	0.00%	22,042,657.00
4. Other Local Revenues	8600-8799	2,984,026.00	-1.00%	2,954,186.00	0.00%	2,954,186.00
5. Other Financing Sources						
a. Transfers In	8900-8929	0.00	0.00%		0.00%	
b. Other Sources	8930-8979	0.00	0.00%		0.00%	
c. Contributions	8980-8999	49,979,686.52	0.60%	50,279,687.00	0.60%	50,579,687.00
6. Total (Sum lines A1 thru A5c)		87,254,332.84	-4.67%	83,181,587.00	0.27%	83,402,536.00
B. EXPENDITURES AND OTHER FINANCING USES						
1. Certificated Salaries						
a. Base Salaries				18,581,654.23		20,289,768.76
b. Step & Column Adjustment				208,114.53		227,245.41
c. Cost-of-Living Adjustment						
d. Other Adjustments				1,500,000.00		(2,000,000.00)
e. Total Certificated Salaries (Sum lines B1a thru B1d)	1000-1999	18,581,654.23	9.19%	20,289,768.76	-8.74%	18,517,014.17
2. Classified Salaries						
a. Base Salaries				18,745,337.50		19,955,285.28
b. Step & Column Adjustment				209,947.78		223,499.20
c. Cost-of-Living Adjustment						
d. Other Adjustments				1,000,000.00		(1,750,000.00)
e. Total Classified Salaries (Sum lines B2a thru B2d)	2000-2999	18,745,337.50	6.45%	19,955,285.28	-7.65%	18,428,784.48
3. Employee Benefits	3000-3999	15,941,412.10	7.57%	17,147,605.00	-4.71%	16,340,463.00
4. Books and Supplies	4000-4999	7,563,277.03	-39.67%	4,563,277.00	0.00%	4,563,277.00
5. Services and Other Operating Expenditures	5000-5999	31,707,943.47	-9.46%	28,707,943.00	0.00%	28,707,943.00
6. Capital Outlay	6000-6999	63,064.00	0.00%	63,064.00	0.00%	63,064.00
7. Other Outgo (excluding Transfers of Indirect Costs)	7100-7299, 7400-7499	50,000.00	0.00%	50,000.00	0.00%	50,000.00
8. Other Outgo - Transfers of Indirect Costs	7300-7399	1,008,734.62	0.00%	1,008,735.00	0.00%	1,008,735.00
9. Other Financing Uses						
a. Transfers Out	7600-7629	0.00	0.00%		0.00%	
b. Other Uses	7630-7699	0.00	0.00%		0.00%	
10. Other Adjustments (Explain in Section F below)						
11. Total (Sum lines B1 thru B10)		93,661,422.95	-2.00%	91,785,678.04	-4.47%	87,679,280.65
C. NET INCREASE (DECREASE) IN FUND BALANCE (Line A6 minus line B11)		(6,407,090.11)		(8,604,091.04)		(4,276,744.65)

Description	Object Codes	2025-26 Budget (Form 01) (A)	% Change (Cols. C-A/A) (B)	2026-27 Projection (C)	% Change (Cols. E-C/C) (D)	2027-28 Projection (E)
D. FUND BALANCE						
1. Net Beginning Fund Balance (Form 01, line F1e)		19,968,505.17		13,561,415.06		4,957,324.02
2. Ending Fund Balance (Sum lines C and D1)		13,561,415.06		4,957,324.02		680,579.37
3. Components of Ending Fund Balance						
a. Nonspendable	9710-9719	0.00				
b. Restricted	9740	13,561,415.14		4,957,324.02		680,579.37
c. Committed						
1. Stabilization Arrangements	9750					
2. Other Commitments	9760					
d. Assigned	9780					
e. Unassigned/Unappropriated						
1. Reserve for Economic Uncertainties	9789					
2. Unassigned/Unappropriated	9790	(.08)		0.00		0.00
f. Total Components of Ending Fund Balance (Line D3f must agree with line D2)		13,561,415.06		4,957,324.02		680,579.37
E. AVAILABLE RESERVES						
1. General Fund						
a. Stabilization Arrangements	9750					
b. Reserve for Economic Uncertainties	9789					
c. Unassigned/Unappropriated	9790					
(Enter reserve projections for subsequent years 1 and 2 in Columns C and E; current year - Column A - is extracted.)						
2. Special Reserve Fund - Noncapital Outlay (Fund 17)						
a. Stabilization Arrangements	9750					
b. Reserve for Economic Uncertainties	9789					
c. Unassigned/Unappropriated	9790					
3. Total Available Reserves (Sum lines E1a thru E2c)						

F. ASSUMPTIONS

Please provide below or on a separate attachment, the assumptions used to determine the projections for the first and second subsequent fiscal years. Further, please include an explanation for any significant expenditure adjustments projected in lines B1d, B2d, and B10. For additional information, please refer to the Budget Assumptions section of the SACS Financial Reporting Software User Guide.

This includes part of our FSP - fiscal stabilization plan, of reducing teachers and PE staff in the outyears. This also includes moving personnel between restricted and unrestricted resources to better align with needs/programs.

Description	Object Codes	2025-26 Budget (Form 01) (A)	% Change (Cols. C-A/A) (B)	2026-27 Projection (C)	% Change (Cols. E-C/C) (D)	2027-28 Projection (E)
(Enter projections for subsequent years 1 and 2 in Columns C and E; current year - Column A - is extracted)						
A. REVENUES AND OTHER FINANCING SOURCES						
1. LCFF Sources	8010-8099	170,073,136.01	2.32%	174,022,360.00	2.66%	178,649,839.00
2. Federal Revenues	8100-8299	7,984,905.76	-1.00%	7,905,057.00	-1.00%	7,826,006.00
3. Other State Revenues	8300-8599	31,192,953.56	-13.67%	26,929,896.00	0.00%	26,929,896.00
4. Other Local Revenues	8600-8799	3,734,026.00	-0.80%	3,704,186.00	0.00%	3,704,186.00
5. Other Financing Sources						
a. Transfers In	8900-8929	0.00	0.00%	0.00	0.00%	0.00
b. Other Sources	8930-8979	0.00	0.00%	0.00	0.00%	0.00
c. Contributions	8980-8999	(.01)	-100.00%	0.00	0.00%	0.00
6. Total (Sum lines A1 thru A5c)		212,985,021.32	-0.20%	212,561,499.00	2.14%	217,109,927.00
B. EXPENDITURES AND OTHER FINANCING USES						
1. Certificated Salaries						
a. Base Salaries				83,393,275.54		83,753,630.23
b. Step & Column Adjustment				934,004.69		938,040.66
c. Cost-of-Living Adjustment				0.00		0.00
d. Other Adjustments				(573,650.00)		(375,900.00)
e. Total Certificated Salaries (Sum lines B1a thru B1d)	1000-1999	83,393,275.54	0.43%	83,753,630.23	0.67%	84,315,770.89
2. Classified Salaries						
a. Base Salaries				40,179,430.86		40,629,440.49
b. Step & Column Adjustment				450,009.63		455,049.74
c. Cost-of-Living Adjustment				0.00		0.00
d. Other Adjustments				0.00		(210,000.00)
e. Total Classified Salaries (Sum lines B2a thru B2d)	2000-2999	40,179,430.86	1.12%	40,629,440.49	0.60%	40,874,490.23
3. Employee Benefits	3000-3999	52,385,478.61	1.59%	53,220,195.00	2.18%	54,382,342.00
4. Books and Supplies	4000-4999	9,316,616.27	-32.20%	6,316,616.00	0.00%	6,316,616.00
5. Services and Other Operating Expenditures	5000-5999	41,046,633.65	-1.83%	40,296,633.00	0.00%	40,296,633.00
6. Capital Outlay	6000-6999	187,964.00	0.00%	187,964.00	0.00%	187,964.00
7. Other Outgo (excluding Transfers of Indirect Costs)	7100-7299, 7400-7499	1,250,000.00	0.00%	1,250,000.00	0.00%	1,250,000.00
8. Other Outgo - Transfers of Indirect Costs	7300-7399	(780,995.75)	0.00%	(780,995.00)	0.00%	(780,995.00)
9. Other Financing Uses						
a. Transfers Out	7600-7629	2,000,000.00	5.00%	2,100,000.00	4.76%	2,200,000.00
b. Other Uses	7630-7699	0.00	0.00%	0.00	0.00%	0.00
10. Other Adjustments				0.00		0.00
11. Total (Sum lines B1 thru B10)		228,978,403.18	-0.88%	226,973,483.72	0.91%	229,042,821.12
C. NET INCREASE (DECREASE) IN FUND BALANCE (Line A6 minus line B11)		(15,993,381.86)		(14,411,984.72)		(11,932,894.12)

Description	Object Codes	2025-26 Budget (Form 01) (A)	% Change (Cols. C-A/A) (B)	2026-27 Projection (C)	% Change (Cols. E-C/C) (D)	2027-28 Projection (E)
D. FUND BALANCE						
1. Net Beginning Fund Balance (Form 01, line F1e)		51,480,546.39		35,487,164.53		21,075,179.81
2. Ending Fund Balance (Sum lines C and D1)		35,487,164.53		21,075,179.81		9,142,285.69
3. Components of Ending Fund Balance						
a. Nonspendable	9710-9719	0.00		0.00		0.00
b. Restricted	9740	13,561,415.14		4,957,324.02		680,579.37
c. Committed						
1. Stabilization Arrangements	9750	0.00		0.00		0.00
2. Other Commitments	9760	0.00		0.00		0.00
d. Assigned	9780	0.00		300,000.00		300,000.00
e. Unassigned/Unappropriated						
1. Reserve for Economic Uncertainties	9789	6,749,352.00		6,683,205.00		6,739,285.00
2. Unassigned/Unappropriated	9790	15,176,397.39		9,134,650.79		1,422,421.32
f. Total Components of Ending Fund Balance (Line D3f must agree with line D2)		35,487,164.53		21,075,179.81		9,142,285.69
E. AVAILABLE RESERVES						
1. General Fund						
a. Stabilization Arrangements	9750	0.00		0.00		0.00
b. Reserve for Economic Uncertainties	9789	6,749,352.00		6,683,205.00		6,739,285.00
c. Unassigned/Unappropriated	9790	15,176,397.47		9,134,650.79		1,422,421.32
d. Negative Restricted Ending Balances (Negative resources 2000-9999)	979Z	(.08)		0.00		0.00
2. Special Reserve Fund - Noncapital Outlay (Fund 17)						
a. Stabilization Arrangements	9750	0.00		0.00		0.00
b. Reserve for Economic Uncertainties	9789	0.00		0.00		0.00
c. Unassigned/Unappropriated	9790	0.00		0.00		0.00
3. Total Available Reserves - by Amount (Sum lines E1a thru E2c)		21,925,749.39		15,817,855.79		8,161,706.32
4. Total Available Reserves - by Percent (Line E3 divided by Line F3c)		9.58%		6.97%		3.56%
F. RECOMMENDED RESERVES						
1. Special Education Pass-through Exclusions						
For districts that serve as the administrative unit (AU) of a special education local plan area (SELPA):						
a. Do you choose to exclude from the reserve calculation the pass-through funds distributed to SELPA members?	Yes					

Description	Object Codes	2025-26 Budget (Form 01) (A)	% Change (Cols. C-A/A) (B)	2026-27 Projection (C)	% Change (Cols. E-C/C) (D)	2027-28 Projection (E)
b. If you are the SELPA AU and are excluding special education pass-through funds:						
1. Enter the name(s) of the SELPA(s):						
Foothill SELPA						
2. Special education pass-through funds (Column A: Fund 10, resources 3300-3499, 6500-6540 and 6546, objects 7211-7213 and 7221-7223; enter projections for subsequent years 1 and 2 in Columns C and E)		0.00		0.00		0.00
2. District ADA						
Used to determine the reserve standard percentage level on line F3d (Col. A: Form A, Estimated P-2 ADA column, Lines A4 and C4; enter projections)		13,298.47		13,165.48		13,033.83
3. Calculating the Reserves						
a. Expenditures and Other Financing Uses (Line B11)		228,978,403.18		226,973,483.72		229,042,821.12
b. Plus: Special Education Pass-through Funds (Line F1b2, if Line F1a is No)		0.00		0.00		0.00
c. Total Expenditures and Other Financing Uses (Line F3a plus line F3b)		228,978,403.18		226,973,483.72		229,042,821.12
d. Reserve Standard Percentage Level (Refer to Form 01CS, Criterion 10 for calculation details)		3.00%		3.00%		3.00%
e. Reserve Standard - By Percent (Line F3c times F3d)		6,869,352.10		6,809,204.51		6,871,284.63
f. Reserve Standard - By Amount (Refer to Form 01CS, Criterion 10 for calculation details)		0.00		0.00		0.00
g. Reserve Standard (Greater of Line F3e or F3f)		6,869,352.10		6,809,204.51		6,871,284.63
h. Available Reserves (Line E3) Meet Reserve Standard (Line F3g)		YES		YES		YES

Description	2024-25 Estimated Actuals			2025-26 Budget		
	P-2 ADA	Annual ADA	Funded ADA	Estimated P-2 ADA	Estimated Annual ADA	Estimated Funded ADA
A. DISTRICT						
1. Total District Regular ADA Includes Opportunity Classes, Home & Hospital, Special Day Class, Continuation Education, Special Education NPS/LCI and Extended Year, and Community Day School (includes Necessary Small School ADA)	13,500.98	13,592.95	13,555.14	13,298.47	13,524.26	13,500.98
2. Total Basic Aid Choice/Court Ordered Voluntary Pupil Transfer Regular ADA Includes Opportunity Classes, Home & Hospital, Special Day Class, Continuation Education, Special Education NPS/LCI and Extended Year, and Community Day School (ADA not included in Line A1 above)						
3. Total Basic Aid Open Enrollment Regular ADA Includes Opportunity Classes, Home & Hospital, Special Day Class, Continuation Education, Special Education NPS/LCI and Extended Year, and Community Day School (ADA not included in Line A1 above)						
4. Total, District Regular ADA (Sum of Lines A1 through A3)	13,500.98	13,592.95	13,555.14	13,298.47	13,524.26	13,500.98
5. District Funded County Program ADA						
a. County Community Schools						
b. Special Education-Special Day Class						
c. Special Education-NPS/LCI						
d. Special Education Extended Year						
e. Other County Operated Programs: Opportunity Schools and Full Day Opportunity Classes, Specialized Secondary Schools						
f. County School Tuition Fund (Out of State Tuition) [EC 2000 and 46380]						
g. Total, District Funded County Program ADA (Sum of Lines A5a through A5f)	0.00	0.00	0.00	0.00	0.00	0.00
6. TOTAL DISTRICT ADA (Sum of Line A4 and Line A5g)	13,500.98	13,592.95	13,555.14	13,298.47	13,524.26	13,500.98
7. Adults in Correctional Facilities						
8. Charter School ADA (Enter Charter School ADA using Tab C. Charter School ADA)						

Description	2024-25 Estimated Actuals			2025-26 Budget		
	P-2 ADA	Annual ADA	Funded ADA	Estimated P-2 ADA	Estimated Annual ADA	Estimated Funded ADA
B. COUNTY OFFICE OF EDUCATION						
1. County Program Alternative Education Grant ADA						
a. County Group Home and Institution Pupils						
b. Juvenile Halls, Homes, and Camps						
c. Probation Referred, On Probation or Parole, Expelled per EC 48915(a) or (c) [EC 2574(c)(4)(A)]						
d. Total, County Program Alternative Education ADA (Sum of Lines B1a through B1c)	0.00	0.00	0.00	0.00	0.00	0.00
2. District Funded County Program ADA						
a. County Community Schools						
b. Special Education-Special Day Class						
c. Special Education-NPS/LCI						
d. Special Education Extended Year						
e. Other County Operated Programs: Opportunity Schools and Full Day Opportunity Classes, Specialized Secondary Schools						
f. County School Tuition Fund (Out of State Tuition) [EC 2000 and 46380]						
g. Total, District Funded County Program ADA (Sum of Lines B2a through B2f)	0.00	0.00	0.00	0.00	0.00	0.00
3. TOTAL COUNTY OFFICE ADA (Sum of Lines B1d and B2g)	0.00	0.00	0.00	0.00	0.00	0.00
4. Adults in Correctional Facilities						
5. County Operations Grant ADA						
6. Charter School ADA (Enter Charter School ADA using Tab C. Charter School ADA)						

Description	2024-25 Estimated Actuals			2025-26 Budget		
	P-2 ADA	Annual ADA	Funded ADA	Estimated P-2 ADA	Estimated Annual ADA	Estimated Funded ADA
C. CHARTER SCHOOL ADA						
Authorizing LEAs reporting charter school SACS financial data in their Fund 01, 09, or 62 use this worksheet to report ADA for those charter schools.						
Charter schools reporting SACS financial data separately from their authorizing LEAs in Fund 01 or Fund 62 use this worksheet to report their ADA.						
FUND 01: Charter School ADA corresponding to SACS financial data reported in Fund 01.						
1. Total Charter School Regular ADA						
2. Charter School County Program Alternative Education ADA						
a. County Group Home and Institution Pupils						
b. Juvenile Halls, Homes, and Camps						
c. Probation Referred, On Probation or Parole, Expelled per EC 48915(a) or (c) [EC 2574(c)(4)(A)]						
d. Total, Charter School County Program Alternative Education ADA (Sum of Lines C2a through C2c)	0.00	0.00	0.00	0.00	0.00	0.00
3. Charter School Funded County Program ADA						
a. County Community Schools						
b. Special Education-Special Day Class						
c. Special Education-NPS/LCI						
d. Special Education Extended Year						
e. Other County Operated Programs: Opportunity Schools and Full Day Opportunity Classes, Specialized Secondary Schools						
f. Total, Charter School Funded County Program ADA (Sum of Lines C3a through C3e)	0.00	0.00	0.00	0.00	0.00	0.00
4. TOTAL CHARTER SCHOOL ADA (Sum of Lines C1, C2d, and C3f)	0.00	0.00	0.00	0.00	0.00	0.00
FUND 09 or 62: Charter School ADA corresponding to SACS financial data reported in Fund 09 or Fund 62.						
5. Total Charter School Regular ADA						
6. Charter School County Program Alternative Education ADA						
a. County Group Home and Institution Pupils						
b. Juvenile Halls, Homes, and Camps						
c. Probation Referred, On Probation or Parole, Expelled per EC 48915(a) or (c) [EC 2574(c)(4)(A)]						
d. Total, Charter School County Program Alternative Education ADA (Sum of Lines C6a through C6c)	0.00	0.00	0.00	0.00	0.00	0.00
7. Charter School Funded County Program ADA						
a. County Community Schools						
b. Special Education-Special Day Class						
c. Special Education-NPS/LCI						
d. Special Education Extended Year						
e. Other County Operated Programs: Opportunity Schools and Full Day Opportunity Classes, Specialized Secondary Schools						
f. Total, Charter School Funded County Program ADA (Sum of Lines C7a through C7e)	0.00	0.00	0.00	0.00	0.00	0.00
8. TOTAL CHARTER SCHOOL ADA (Sum of Lines C5, C6d, and C7f)	0.00	0.00	0.00	0.00	0.00	0.00
9. TOTAL CHARTER SCHOOL ADA Reported in Fund 01, 09, or 62 (Sum of Lines C4 and C8)	0.00	0.00	0.00	0.00	0.00	0.00

Provide methodology and assumptions used to estimate ADA, enrollment, revenues, expenditures, reserves and fund balance, and multiyear commitments (including cost-of-living adjustments).

Deviations from the standards must be explained and may affect the approval of the budget.

CRITERIA AND STANDARDS

1. CRITERION: Average Daily Attendance

STANDARD: Projected funded average daily attendance (ADA) has not been overestimated in 1) the first prior fiscal year OR in 2) two or more of the previous three fiscal years by more than the following percentage levels:

Percentage Level	District ADA
3.0%	0 to 300
2.0%	301 to 1,000
1.0%	1,001 and over

District ADA (Form A, Estimated P-2 ADA column, lines A4 and C4):	13,298
District's ADA Standard Percentage Level:	**1.0%**

1A. Calculating the District's ADA Variances

DATA ENTRY: For the Third, Second, and First Prior Years, enter Estimated Funded ADA in the Original Budget Funded ADA column; enter district regular ADA and charter school ADA corresponding to financial data reported in the General Fund, only, for the Third, Second, and First Prior Years. All other data are extracted.

Fiscal Year	Original Budget Funded ADA (Form A, Lines A4 and C4)	Estimated/Unaudited Actuals Funded ADA (Form A, Lines A4 and C4)	ADA Variance Level (If Budget is greater than Actuals, else N/A)	Status
Third Prior Year (2022-23)				
District Regular	14,459	14,400		
Charter School	0			
Total ADA	**14,459**	**14,400**	**0.4%**	**Met**
Second Prior Year (2023-24)				
District Regular	14,021	13,974		
Charter School	0			
Total ADA	**14,021**	**13,974**	**0.3%**	**Met**
First Prior Year (2024-25)				
District Regular	13,581	13,555		
Charter School	0	0		
Total ADA	**13,581**	**13,555**	**0.2%**	**Met**
Budget Year (2025-26)				
District Regular	13,501			
Charter School	0			
Total ADA	**13,501**			

1B. Comparison of District ADA to the Standard

DATA ENTRY: Enter an explanation if the standard is not met.

1a. STANDARD MET - Funded ADA has not been overestimated by more than the standard percentage level for the first prior year.

Explanation:
(required if NOT met)

1b. STANDARD MET - Funded ADA has not been overestimated by more than the standard percentage level for two or more of the previous three years.

Explanation:
(required if NOT met)

2. CRITERION: Enrollment

STANDARD: Projected enrollment has not been overestimated in 1) the first prior fiscal year OR in 2) two or more of the previous three fiscal years by more than the following percentage levels:

Percentage Level	District ADA
3.0%	0 to 300
2.0%	301 to 1,000
1.0%	1,001 and over

District ADA (Form A, Estimated P-2 ADA column, lines A4 and C4):	13,298
District's Enrollment Standard Percentage Level:	**1.0%**

2A. Calculating the District's Enrollment Variances

DATA ENTRY: Enter data in the Enrollment, Budget, column for all fiscal years and in the Enrollment, CALPADS Actual column for the First Prior Year; all other data are extracted or calculated. CALPADS Actual enrollment data preloaded in the District Regular lines will include both District Regular and Charter School enrollment. Districts will need to adjust the District Regular enrollment lines and the Charter School enrollment lines accordingly. Enter district regular enrollment and charter school enrollment corresponding to financial data reported in the General Fund, only, for all fiscal years.

Fiscal Year	Enrollment Budget	Enrollment CALPADS Actual	Enrollment Variance Level (If Budget is greater than Actual, else N/A)	Status
Third Prior Year (2022-23)				
District Regular	14,377	14,432		
Charter School				
Total Enrollment	**14,377**	**14,432**	**N/A**	**Met**
Second Prior Year (2023-24)				
District Regular	14,250	14,240		
Charter School				
Total Enrollment	**14,250**	**14,240**	**0.1%**	**Met**
First Prior Year (2024-25)				
District Regular	14,195	14,178		
Charter School				
Total Enrollment	**14,195**	**14,178**	**0.1%**	**Met**
Budget Year (2025-26)				
District Regular	14,067			
Charter School				
Total Enrollment	**14,067**			

2B. Comparison of District Enrollment to the Standard

DATA ENTRY: Enter an explanation if the standard is not met.

1a. STANDARD MET - Enrollment has not been overestimated by more than the standard percentage level for the first prior year.

Explanation:
(required if NOT met)

1b. STANDARD MET - Enrollment has not been overestimated by more than the standard percentage level for two or more of the previous three years.

Explanation:
(required if NOT met)

3. CRITERION: ADA to Enrollment

STANDARD: Projected second period (P-2) average daily attendance (ADA) to enrollment ratio for any of the budget year or two subsequent fiscal years has not increased from the historical average ratio from the three prior fiscal years by more than one half of one percent (0.5%).

3A. Calculating the District's ADA to Enrollment Standard

DATA ENTRY: All data are extracted or calculated. Data should reflect district regular and charter school ADA/enrollment corresponding to financial data reported in the General Fund, only, for all fiscal years.

Fiscal Year	P-2 ADA Estimated/Unaudited Actuals (Form A, Lines A4 and C4)	Enrollment CALPADS Actual (Criterion 2, Item 2A)	Historical Ratio of ADA to Enrollment
Third Prior Year (2022-23)			
District Regular	13,271	14,432	
Charter School		0	
Total ADA/Enrollment	**13,271**	**14,432**	**92.0%**
Second Prior Year (2023-24)			
District Regular	13,456	14,240	
Charter School	0		
Total ADA/Enrollment	**13,456**	**14,240**	**94.5%**
First Prior Year (2024-25)			
District Regular	13,501	14,178	
Charter School			
Total ADA/Enrollment	**13,501**	**14,178**	**95.2%**
		Historical Average Ratio:	93.9%
		District's ADA to Enrollment Standard (historical average ratio plus 0.5%):	**94.4%**

3B. Calculating the District's Projected Ratio of ADA to Enrollment

DATA ENTRY: Enter data in the Estimated P-2 ADA column for the two subsequent years. Enter data in the Enrollment column for the two subsequent years. Data should reflect district regular and charter school ADA/enrollment corresponding to financial data reported in the General Fund only, for all fiscal years. All other data are extracted or calculated.

Fiscal Year	Estimated P-2 ADA Budget (Form A, Lines A4 and C4)	Enrollment Budget/Projected (Criterion 2, Item 2A)	Ratio of ADA to Enrollment	Status
Budget Year (2025-26)				
District Regular	13,298	14,067		
Charter School	0			
Total ADA/Enrollment	**13,298**	**14,067**	**94.5%**	**Not Met**
1st Subsequent Year (2026-27)				
District Regular	13,165	13,926		
Charter School				
Total ADA/Enrollment	**13,165**	**13,926**	**94.5%**	**Not Met**
2nd Subsequent Year (2027-28)				
District Regular	13,034	13,787		
Charter School				
Total ADA/Enrollment	**13,034**	**13,787**	**94.5%**	**Not Met**

3C. Comparison of District ADA to Enrollment Ratio to the Standard

DATA ENTRY: Enter an explanation if the standard is not met.

1a. STANDARD NOT MET - Projected P-2 ADA to enrollment ratio is above the standard for one or more of the budget or two subsequent fiscal years. Provide reasons why the projected ratio exceeds the district's historical average ratio by more than 0.5%.

Explanation:
(required if NOT met)

The third prior year is bringing the average to 94.4 but we believe our estimate of 94.5 is more reflective of recent ADA trends.

4. CRITERION: LCFF Revenue

STANDARD: Projected local control funding formula (LCFF) revenue for any of the budget year or two subsequent fiscal years has not changed from the prior fiscal year by more than the change in population, plus the district's cost-of-living adjustment (COLA), plus or minus one percent.

For basic aid districts, projected LCFF revenue has not changed from the prior fiscal year by more than the percent change in property tax revenues plus or minus one percent.

For districts funded by necessary small school formulas, projected LCFF revenue has not changed from the prior fiscal year amount by more than the district's COLA, plus or minus one percent.

4A. District's LCFF Revenue Standard

Indicate which standard applies:

LCFF Revenue

Basic Aid

Necessary Small School

The District must select which LCFF revenue standard applies.

LCFF Revenue Standard selected: LCFF Revenue

4A1. Calculating the District's LCFF Revenue Standard

DATA ENTRY: Enter data in Step 1a for the two subsequent fiscal years. All other data is extracted or calculated. Enter data for Steps 2a through 2b1. All other data is calculated.

Projected LCFF Revenue

		Prior Year (2024-25)	Budget Year (2025-26)	1st Subsequent Year (2026-27)	2nd Subsequent Year (2027-28)
Step 1 - Change in Population					
a.	ADA (Funded) (Form A, lines A6 and C4)	13,555.14	13,500.98	13,428.99	13,344.92
b.	Prior Year ADA (Funded)		13,555.14	13,500.98	13,428.99
c.	Difference (Step 1a minus Step 1b)		(54.16)	(71.99)	(84.07)
d.	Percent Change Due to Population (Step 1c divided by Step 1b)		(.40%)	(.53%)	(.63%)
Step 2 - Change in Funding Level					
a.	Prior Year LCFF Funding		13,321.75	13,188.76	13,057.11
b1.	COLA percentage		2.30%	3.02%	3.42%
b2.	COLA amount (proxy for purposes of this criterion)		306.40	398.30	446.55
c.	Percent Change Due to Funding Level (Step 2b2 divided by Step 2a)		2.30%	3.02%	3.42%
Step 3 - Total Change in Population and Funding Level (Step 1d plus Step 2c)			1.90%	2.49%	2.79%
	LCFF Revenue Standard (Step 3, plus/minus 1%):		**0.90% to 2.90%**	**1.49% to 3.49%**	**1.79% to 3.79%**

4A2. Alternate LCFF Revenue Standard - Basic Aid

DATA ENTRY: If applicable to your district, input data in the 1st and 2nd Subsequent Year columns for projected local property taxes; all other data are extracted or calculated.

Basic Aid District Projected LCFF Revenue

	Prior Year (2024-25)	Budget Year (2025-26)	1st Subsequent Year (2026-27)	2nd Subsequent Year (2027-28)
Projected Local Property Taxes (Form 01, Objects 8021 - 8089)	70,493,041.00	71,651,717.01	71,651,717.00	71,651,717.00
Percent Change from Previous Year		**N/A**	**N/A**	**N/A**
Basic Aid Standard (percent change from previous year, plus/minus 1%):		**N/A**	**N/A**	**N/A**

4A3. Alternate LCFF Revenue Standard - Necessary Small School

DATA ENTRY: All data are extracted or calculated.

Necessary Small School District Projected LCFF Revenue

	Budget Year (2025-26)	1st Subsequent Year (2026-27)	2nd Subsequent Year (2027-28)
Necessary Small School Standard (COLA Step 2c, plus/minus 1%):	**N/A**	**N/A**	**N/A**

4B. Calculating the District's Projected Change in LCFF Revenue

DATA ENTRY: Enter data in the 1st and 2nd Subsequent Year columns for LCFF Revenue; all other data are extracted or calculated.

	Prior Year (2024-25)	Budget Year (2025-26)	1st Subsequent Year (2026-27)	2nd Subsequent Year (2027-28)
LCFF Revenue (Fund 01, Objects 8011, 8012, 8020-8089)	165,266,870.60	170,073,136.01	174,022,360.00	178,649,839.00
District's Projected Change in LCFF Revenue:		2.91%	2.32%	2.66%
LCFF Revenue Standard		**0.90% to 2.90%**	**1.49% to 3.49%**	**1.79% to 3.79%**
Status:		Not Met	Met	Met

4C. Comparison of District LCFF Revenue to the Standard

DATA ENTRY: Enter an explanation if the standard is not met.

1a. STANDARD NOT MET - Projected change in LCFF revenue is outside the standard in one or more of the budget or two subsequent fiscal years. Provide reasons why the projection(s) exceed the standard(s) and a description of the methods and assumptions used in projecting LCFF revenue.

Explanation:
(required if NOT met)

The 24-25 LCFF is actually closer to $167M but due to an ESSER accrual from a prior year that needed to be fixed in 24-25, our auditors flagged that this should come from LCFF. The real percentage change between 24-25 and 25-26 is under the 2.9%.

5. CRITERION: Salaries and Benefits

STANDARD: Projected ratio of total unrestricted salaries and benefits to total unrestricted general fund expenditures for any of the budget year or two subsequent fiscal years has not changed from the historical average ratio from the three prior fiscal years by more than the greater of three percent or the district's required reserves percentage.

5A. Calculating the District's Historical Average Ratio of Unrestricted Salaries and Benefits to Total Unrestricted General Fund Expenditures

DATA ENTRY: All data are extracted or calculated.

Fiscal Year	Estimated/Unaudited Actuals - Unrestricted (Resources 0000-1999) Salaries and Benefits (Form 01, Objects 1000-3999)	Total Expenditures (Form 01, Objects 1000-7499)	Ratio of Unrestricted Salaries and Benefits to Total Unrestricted Expenditures
Third Prior Year (2022-23)	108,850,831.77	119,694,108.73	90.9%
Second Prior Year (2023-24)	120,788,084.90	135,428,913.87	89.2%
First Prior Year (2024-25)	122,231,449.60	133,771,422.46	91.4%
		Historical Average Ratio:	90.5%

	Budget Year (2025-26)	1st Subsequent Year (2026-27)	2nd Subsequent Year (2027-28)
District's Reserve Standard Percentage (Criterion 10B, Line 4):	3.0%	3.0%	3.0%
District's Salaries and Benefits Standard (historical average ratio, plus/minus the greater of 3% or the district's reserve standard percentage):	**87.5% to 93.5%**	**87.5% to 93.5%**	**87.5% to 93.5%**

5B. Calculating the District's Projected Ratio of Unrestricted Salaries and Benefits to Total Unrestricted General Fund Expenditures

DATA ENTRY: If Form MYP exists, Unrestricted Salaries and Benefits, and Total Unrestricted Expenditures data for the 1st and 2nd Subsequent Years will be extracted; if not, enter data for the two subsequent years. All other data are extracted or calculated.

Fiscal Year	Budget - Unrestricted (Resources 0000-1999) Salaries and Benefits (Form 01, Objects 1000-3999) (Form MYP, Lines B1-B3)	Total Expenditures (Form 01, Objects 1000-7499) (Form MYP, Lines B1-B8, B10)	Ratio of Unrestricted Salaries and Benefits to Total Unrestricted Expenditures	Status
Budget Year (2025-26)	122,689,781.14	133,316,980.19	92.0%	Met
1st Subsequent Year (2026-27)	120,210,606.64	133,087,805.64	90.3%	Met
2nd Subsequent Year (2027-28)	126,286,341.43	139,163,540.43	90.7%	Met

5C. Comparison of District Salaries and Benefits Ratio to the Standard

DATA ENTRY: Enter an explanation if the standard is not met.

1a. STANDARD MET - Ratio of total unrestricted salaries and benefits to total unrestricted expenditures has met the standard for the budget and two subsequent fiscal years.

Explanation:
(required if NOT met)

6. CRITERION: Other Revenues and Expenditures

STANDARD: Projected operating revenues (including federal, other state, and other local) or expenditures (including books and supplies, and services and other operating), for any of the budget year or two subsequent fiscal years, have not changed from the prior fiscal year amount by more than the percentage change in population and the funded cost-of-living adjustment (COLA) plus or minus ten percent.

For each major object category, changes that exceed the percentage change in population and the funded COLA plus or minus five percent must be explained.

6A. Calculating the District's Other Revenues and Expenditures Standard Percentage Ranges

DATA ENTRY: All data are extracted or calculated.

	Budget Year (2025-26)	1st Subsequent Year (2026-27)	2nd Subsequent Year (2027-28)
1. District's Change in Population and Funding Level (Criterion 4A1, Step 3):	1.90%	2.49%	2.79%
2. District's Other Revenues and Expenditures Standard Percentage Range (Line 1, plus/minus 10%):	**-8.10% to 11.90%**	**-7.51% to 12.49%**	**-7.21% to 12.79%**
3. District's Other Revenues and Expenditures Explanation Percentage Range (Line 1, plus/minus 5%):	-3.10% to 6.90%	-2.51% to 7.49%	-2.21% to 7.79%

6B. Calculating the District's Change by Major Object Category and Comparison to the Explanation Percentage Range (Section 6A, Line 3)

DATA ENTRY: If Form MYP exists, the 1st and 2nd Subsequent Year data for each revenue and expenditure section will be extracted; if not, enter data for the two subsequent years. All other data are extracted or calculated.

Explanations must be entered for each category if the percent change for any year exceeds the district's explanation percentage range.

Object Range / Fiscal Year	Amount	Percent Change Over Previous Year	Change Is Outside Explanation Range
Federal Revenue (Fund 01, Objects 8100-8299) (Form MYP, Line A2)			
First Prior Year (2024-25)	7,309,412.17		
Budget Year (2025-26)	7,984,905.76	9.24%	Yes
1st Subsequent Year (2026-27)	7,905,057.00	(1.00%)	No
2nd Subsequent Year (2027-28)	7,826,006.00	(1.00%)	No

Explanation: (required if Yes) Medi-Cal Revenues (reimbursement) anticipated to be higher in 25-26.

Other State Revenue (Fund 01, Objects 8300-8599) (Form MYP, Line A3)			
First Prior Year (2024-25)	29,743,765.74		
Budget Year (2025-26)	31,192,953.56	4.87%	No
1st Subsequent Year (2026-27)	26,929,896.00	(13.67%)	Yes
2nd Subsequent Year (2027-28)	26,929,896.00	0.00%	No

Explanation: (required if Yes) We are getting 1 time block funding for student support close to $4M in 25-26, we do not anticipate getting this in the out years.

Other Local Revenue (Fund 01, Objects 8600-8799) (Form MYP, Line A4)			
First Prior Year (2024-25)	4,956,346.17		
Budget Year (2025-26)	3,734,026.00	(24.66%)	Yes
1st Subsequent Year (2026-27)	3,704,186.00	(.80%)	No
2nd Subsequent Year (2027-28)	3,704,186.00	0.00%	No

Explanation: (required if Yes) We do not adopt a gift budget as this funding is fluctuative and not guaranteed. As we get revenue, we will adjust at 1st and 2nd interim.

Books and Supplies (Fund 01, Objects 4000-4999) (Form MYP, Line B4)

First Prior Year (2024-25)	6,581,335.52		
Budget Year (2025-26)	9,316,616.27	41.56%	Yes
1st Subsequent Year (2026-27)	6,316,616.00	(32.20%)	Yes
2nd Subsequent Year (2027-28)	6,316,616.00	0.00%	No

Explanation: (required if Yes)
We are placing most of our site discretionary dollars into 4310 and then allowing them to move money out based on plans solidified in the summer. In the 26-27 year we are anticipating having spent down our carryovers (which are in the 4000s) that us why it's dropping to "regular" levels again.

Services and Other Operating Expenditures (Fund 01, Objects 5000-5999) (Form MYP, Line B5)

First Prior Year (2024-25)	41,334,610.47		
Budget Year (2025-26)	41,046,633.65	(.70%)	No
1st Subsequent Year (2026-27)	40,016,901.00	(2.51%)	No
2nd Subsequent Year (2027-28)	40,016,901.00	0.00%	No

Explanation: (required if Yes)

6C. Calculating the District's Change in Total Operating Revenues and Expenditures (Section 6A, Line 2)

DATA ENTRY: All data are extracted or calculated.

Total Federal, Other State, and Other Local Revenue (Criterion 6B)

Object Range / Fiscal Year	Amount	Percent Change Over Previous Year	Status
First Prior Year (2024-25)	42,009,524.08		
Budget Year (2025-26)	42,911,885.32	2.15%	Met
1st Subsequent Year (2026-27)	38,539,139.00	(10.19%)	Not Met
2nd Subsequent Year (2027-28)	38,460,088.00	(.21%)	Met

Total Books and Supplies, and Services and Other Operating Expenditures (Criterion 6B)

First Prior Year (2024-25)	47,915,945.99		
Budget Year (2025-26)	50,363,249.92	5.11%	Met
1st Subsequent Year (2026-27)	46,333,517.00	(8.00%)	Not Met
2nd Subsequent Year (2027-28)	46,333,517.00	0.00%	Met

6D. Comparison of District Total Operating Revenues and Expenditures to the Standard Percentage Range

DATA ENTRY: Explanations are linked from Section 6B if the status in Section 6C is not met; no entry is allowed below.

1a. STANDARD NOT MET - Projected total operating revenues have changed by more than the standard in one or more of the budget or two subsequent fiscal years. Reasons for the projected change, descriptions of the methods and assumptions used in the projections, and what changes, if any, will be made to bring the projected operating revenues within the standard must be entered in Section 6A above and will also display in the explanation box below.

Explanation: Federal Revenue (linked from 6B if NOT met)
Medi-Cal Revenues (reimbursement) anticipated to be higher in 25-26.

Explanation: Other State Revenue (linked from 6B if NOT met)
We are getting 1 time block funding for student support close to $4M in 25-26, we do not anticipate getting this in the out years.

Explanation: Other Local Revenue
We do not adopt a gift budget as this funding is fluctuative and not guaranteed. As we get revenue, we will adjust at 1st and 2nd interim.

(linked from 6B
if NOT met)

1b. STANDARD NOT MET - Projected total operating expenditures have changed by more than the standard in one or more of the budget or two subsequent fiscal years. Reasons for the projected change, descriptions of the methods and assumptions used in the projections, and what changes, if any, will be made to bring the projected operating expenditures within the standard must be entered in Section 6A above and will also display in the explanation box below.

Explanation:
Books and Supplies
(linked from 6B
if NOT met)

We are placing most of our site discretionary dollars into 4310 and then allowing them to move money out based on plans solidified in the summer. In the 26-27 year we are anticipating having spent down our carryovers (which are in the 4000s) that us why it's dropping to "regular" levels again.

Explanation:
Services and Other Exps
(linked from 6B
if NOT met)

7. CRITERION: Facilities Maintenance

STANDARD: Confirm that the annual contribution for facilities maintenance funding is not less than the amount required pursuant to Education Code Section 17070.75, if applicable, and that the district is providing adequately to preserve the functionality of its facilities for their normal life in accordance with Education Code sections 52060(d)(1) and 17002(d)(1).

Determining the District's Compliance with the Contribution Requirement for EC Section 17070.75 - Ongoing and Major Maintenance/Restricted Maintenance Account (OMMA/RMA)

NOTE: EC Section 17070.75 requires the district to deposit into the account a minimum amount equal to or greater than three percent of the total general fund expenditures and other financing uses for that fiscal year. Statute exlude the following resource codes from the total general fund expenditures calculation: 3212, 3213, 3214, 3216, 3218, 3219, 3225, 3226, 3227, 3228, 5316, 5632, 5633, 5634, 7027, and 7690.

DATA ENTRY: Click the appropriate Yes or No button for special education local plan area (SELPA) administrative units (AUs); all other data are extracted or calculated. If standard is not met, enter an X in the appropriate box and enter an explanation, if applicable.

1. a. For districts that are the AU of a SELPA, do you choose to exclude revenues that are passed through to participating members of the SELPA from the OMMA/RMA required minimum contribution calculation?

   b. Pass-through revenues and apportionments that may be excluded from the OMMA/RMA calculation per EC Section 17070.75(b)(2)(D) (Fund 10, resources 3300-3499, 6500-6540 and 6546, objects 7211-7213 and 7221-7223) 0.00

2. Ongoing and Major Maintenance/Restricted Maintenance Account

		3% Required Minimum Contribution (Line 2c times 3%)	Budgeted Contribution[1] to the Ongoing and Major Maintenance Account	Status
a. Budgeted Expenditures and Other Financing Uses (Form 01, objects 1000-7999, exclude resources 3212, 3213, 3214, 3216, 3218, 3219, 3225, 3226, 3227, 3228, 5316, 5632, 5633, 5634, 7027, and 7690)	228,698,670.42			
b. Plus: Pass-through Revenues and Apportionments (Line 1b, if line 1a is No)				
c. Net Budgeted Expenditures and Other Financing Uses	228,698,670.42	6,860,960.11	6,869,352.09	Met

[1] Fund 01, Resource 8150, Objects 8900-8999

If standard is not met, enter an X in the box that best describes why the minimum required contribution was not made:

- [ ] Not applicable (district does not participate in the Leroy F. Greene School Facilities Act of 1998)
- [ ] Exempt (due to district's small size [EC Section 17070.75 (b)(2)(E)])
- [ ] Other (explanation must be provided)

Explanation: (required if NOT met and Other is marked)

8. CRITERION: Deficit Spending

STANDARD: Unrestricted deficit spending (total unrestricted expenditures and other financing uses is greater than total unrestricted revenues and other financing sources) as a percentage of total unrestricted expenditures and other financing uses, has not exceeded one-third of the district's available reserves[1] as a percentage of total expenditures and other financing uses[2] in two out of three prior fiscal years.

8A. Calculating the District's Deficit Spending Standard Percentage Levels

DATA ENTRY: All data are extracted or calculated.

		Third Prior Year (2022-23)	Second Prior Year (2023-24)	First Prior Year (2024-25)
1.	District's Available Reserve Amounts (resources 0000-1999)			
	a. Stabilization Arrangements (Funds 01 and 17, Object 9750)	0.00	0.00	0.00
	b. Reserve for Economic Uncertainties (Funds 01 and 17, Object 9789)	12,404,364.00	0.00	0.00
	c. Unassigned/Unappropriated (Funds 01 and 17, Object 9790)	1.26	37,654,990.96	31,512,041.22
	d. Negative General Fund Ending Balances in Restricted Resources (Fund 01, Object 979Z, if negative, for each of resources 2000-9999)	(1.26)	(1.30)	(.07)
	e. Available Reserves (Lines 1a through 1d)	12,404,364.00	37,654,989.66	31,512,041.15
2.	Expenditures and Other Financing Uses			
	a. District's Total Expenditures and Other Financing Uses (Fund 01, objects 1000-7999)	206,739,394.71	223,033,913.78	226,126,479.15
	b. Plus: Special Education Pass-through Funds (Fund 10, resources 3300-3499, 6500-6540 and 6546, objects 7211-7213 and 7221-7223)			0.00
	c. Total Expenditures and Other Financing Uses (Line 2a plus Line 2b)	206,739,394.71	223,033,913.78	226,126,479.15
3.	District's Available Reserve Percentage (Line 1e divided by Line 2c)	6.0%	16.9%	13.9%
	District's Deficit Spending Standard Percentage Levels (Line 3 times 1/3):	**2.0%**	**5.6%**	**4.6%**

[1]Available reserves are the unrestricted amounts in the Stabilization Arrangement, Reserve for Economic Uncertainties, and Unassigned/Unappropriated accounts in the General Fund and the Special Reserve Fund for Other Than Capital Outlay Projects. Available reserves will be reduced by any negative ending balances in restricted resources in the General Fund.

[2]A school district that is the Administrative Unit of a Special Education Local Plan Area (SELPA) may exclude from its expenditures the distribution of funds to its participating members.

8B. Calculating the District's Deficit Spending Percentages

DATA ENTRY: All data are extracted or calculated.

Fiscal Year	Net Change in Unrestricted Fund Balance (Form 01, Section E)	Total Unrestricted Expenditures and Other Financing Uses (Form 01, Objects 1000-7999)	Deficit Spending Level (If Net Change in Unrestricted Fund Balance is negative, else N/A)	Status
Third Prior Year (2022-23)	11,946,536.56	119,853,929.95	N/A	Met
Second Prior Year (2023-24)	5,114,032.65	135,589,909.98	N/A	Met
First Prior Year (2024-25)	(6,188,301.73)	136,172,844.32	4.5%	Met
Budget Year (2025-26) (Information only)	(9,541,328.67)	135,316,980.19		

8C. Comparison of District Deficit Spending to the Standard

DATA ENTRY: Enter an explanation if the standard is not met.

1a. STANDARD MET - Unrestricted deficit spending, if any, has not exceeded the standard percentage level in two or more of the three prior years.

Explanation:
(required if NOT met)

9. CRITERION: Fund and Cash Balances

A. Fund Balance STANDARD: Budgeted beginning unrestricted general fund balance has not been overestimated for two out of three prior fiscal years by more than the following percentage levels:

Percentage Level [1]	District ADA
1.7%	0 to 300
1.3%	301 to 1,000
1.0%	1,001 to 30,000
0.7%	30,001 to 250,000
0.3%	250,001 and over

[1] Percentage levels equate to a rate of deficit spending which would eliminate recommended reserves for economic uncertainties over a three year period.

District Estimated P-2 ADA (Form A, Lines A6 and C4):	13,298
District's Fund Balance Standard Percentage Level:	**1.0%**

9A-1. Calculating the District's Unrestricted General Fund Beginning Balance Percentages

DATA ENTRY: Enter data in the Original Budget column for the First, Second, and Third Prior Years; all other data are extracted or calculated.

Fiscal Year	Unrestricted General Fund Beginning Balance [2] (Form 01, Line F1e, Unrestricted Column) Original Budget	Estimated/Unaudited Actuals	Beginning Fund Balance Variance Level (If overestimated, else N/A)	Status
Third Prior Year (2022-23)	36,041,503.00	20,639,773.74	42.7%	Not Met
Second Prior Year (2023-24)	36,041,502.74	32,586,310.30	9.6%	Not Met
First Prior Year (2024-25)	30,676,644.30	37,700,342.95	N/A	Met
Budget Year (2025-26) (Information only)	31,512,041.22			

[2] Adjusted beginning balance, including audit adjustments and other restatements (objects 9791-9795)

9A-2. Comparison of District Unrestricted Beginning Fund Balance to the Standard

DATA ENTRY: Enter an explanation if the standard is not met.

1a. STANDARD NOT MET - Unrestricted general fund beginning balance was estimated above the standard for two or more of the previous three years. Provide reasons for the overestimate, a description of the methods and assumptions used in projecting the beginning unrestricted fund balance, and what changes, if any, will be made to improve the accuracy of projecting the unrestricted beginning fund balance.

Explanation: (required if NOT met)

We had significant staff turnover and we cannot speak to why the original budget for 22-23 and 23-24 were vastly overprojected.

B. Cash Balance Standard: Projected general fund cash balance will be positive at the end of the current fiscal year.

9B-1: Determining if the District's Ending Cash Balance is Positive

DATA ENTRY: If Form CASH exists, data will be extracted; if not, data must be entered below.

Fiscal Year	Ending Cash Balance General Fund (Form CASH, Line F, June Column)	Status
Current Year (2025-26)	35,487,164.59	Met

9B-2. Comparison of the District's Ending Cash Balance to the Standard

DATA ENTRY: Enter an explanation if the standard is not met.

1a. STANDARD MET - Projected general fund cash balance will be positive at the end of the current fiscal year.

Explanation:
(required if NOT met)

10. CRITERION: Reserves

STANDARD: Available reserves[1] for any of the budget year or two subsequent fiscal years are not less than the following percentages or amounts[2] as applied to total expenditures and other financing uses[3]:

DATA ENTRY: Budget Year data are extracted. If Form MYP exists, 1st and 2nd Subsequent Year data will be extracted. If not, enter district regular ADA and charter school ADA corresponding to financial data reported in the General Fund, only, for the two subsequent years.

Percentage Level	District ADA
5% or $88,000 (greater of)	0 to 300
4% or $88,000 (greater of)	301 to 1,000
3%	1,001 to 30,000
2%	30,001 to 250,000
1%	250,001 and over

[1] Available reserves are the unrestricted amounts in the Stabilization Arrangements, Reserve for Economic Uncertainties, and Unassigned/Unappropriated accounts in the General Fund and the Special Reserve Fund for Other Than Capital Outlay Projects. Available reserves will be reduced by any negative ending balances in restricted resources in the General Fund.

[2] Dollar amounts to be adjusted annually by the prior year statutory cost-of-living adjustment, as referenced in Education Code Section 42238.02, rounded to the nearest thousand.

[3] A school district that is the Administrative Unit (AU) of a Special Education Local Plan Area (SELPA) may exclude from its expenditures the distribution of funds to its participating members.

	Budget Year (2025-26)	1st Subsequent Year (2026-27)	2nd Subsequent Year (2027-28)
District Estimated P-2 ADA (Budget Year, Form A, Lines A4 and C4. Subsequent Years, Form MYP, Line F2, if available.)	13,298	13,165	13,034
District's Reserve Standard Percentage Level:	**3%**	**3%**	**3%**

10A. Calculating the District's Special Education Pass-through Exclusions (only for districts that serve as the AU of a SELPA)

DATA ENTRY: For SELPA AUs, if Form MYP exists, all data will be extracted including the Yes/No button selection. If not, click the appropriate Yes or No button for item 1. If Yes, enter data for item 2a. If No, enter data for the two subsequent years in item 2b; Budget Year data are extracted.

For districts that serve as the AU of a SELPA (Form MYP, Lines F1a, F1b1, and F1b2):

1. Do you choose to exclude from the reserve calculation the pass-through funds distributed to SELPA members? Yes

2. If you are the SELPA AU and are excluding special education pass-through funds:

   a. Enter the name(s) of the SELPA(s): Foothill SELPA

	Budget Year (2025-26)	1st Subsequent Year (2026-27)	2nd Subsequent Year (2027-28)
b. Special Education Pass-through Funds (Fund 10, resources 3300-3499, 6500-6540 and 6546, objects 7211-7213 and 7221-7223)	0.00	0.00	0.00

10B. Calculating the District's Reserve Standard

DATA ENTRY: If Form MYP exists, 1st and 2nd Subsequent Year data for lines 1 and 2 will be extracted; if not, enter data for the two subsequent years.

All other data are extracted or calculated.

		Budget Year (2025-26)	1st Subsequent Year (2026-27)	2nd Subsequent Year (2027-28)
1.	Expenditures and Other Financing Uses (Fund 01, objects 1000-7999) (Form MYP, Line B11)	228,978,403.18	226,693,751.68	228,763,089.08
2.	Plus: Special Education Pass-through (Criterion 10A, Line 2b, if Criterion 10A, Line 1 is No)			
3.	Total Expenditures and Other Financing Uses (Line B1 plus Line B2)	228,978,403.18	226,693,751.68	228,763,089.08

4.	Reserve Standard Percentage Level	3%	3%	3%
5.	Reserve Standard - by Percent (Line B3 times Line B4)	6,869,352.10	6,800,812.55	6,862,892.67
6.	Reserve Standard - by Amount ($88,000 for districts with 0 to 1,000 ADA, else 0)	0.00	0.00	0.00
7.	**District's Reserve Standard (Greater of Line B5 or Line B6)**	**6,869,352.10**	**6,800,812.55**	**6,862,892.67**

10C. Calculating the District's Budgeted Reserve Amount

DATA ENTRY: If Form MYP exists, 1st and 2nd Subsequent Year data for lines 1 through 7 will be extracted; if not, enter data for the two subsequent years.
All other data are extracted or calculated.

Reserve Amounts (Unrestricted resources 0000-1999 except Line 4):		Budget Year (2025-26)	1st Subsequent Year (2026-27)	2nd Subsequent Year (2027-28)
1.	General Fund - Stabilization Arrangements (Fund 01, Object 9750) (Form MYP, Line E1a)	0.00		
2.	General Fund - Reserve for Economic Uncertainties (Fund 01, Object 9789) (Form MYP, Line E1b)	0.00	6,674,813.00	6,730,893.00
3.	General Fund - Unassigned/Unappropriated Amount (Fund 01, Object 9790) (Form MYP, Line E1c)	21,925,749.47	9,232,969.91	1,565,704.48
4.	General Fund - Negative Ending Balances in Restricted Resources (Fund 01, Object 979Z, if negative, for each of resources 2000-9999) (Form MYP, Line E1d)	(.08)	0.00	0.00
5.	Special Reserve Fund - Stabilization Arrangements (Fund 17, Object 9750) (Form MYP, Line E2a)	0.00		
6.	Special Reserve Fund - Reserve for Economic Uncertainties (Fund 17, Object 9789) (Form MYP, Line E2b)	0.00		
7.	Special Reserve Fund - Unassigned/Unappropriated Amount (Fund 17, Object 9790) (Form MYP, Line E2c)	0.00		
8.	District's Budgeted Reserve Amount (Lines C1 thru C7)	21,925,749.39	15,907,782.91	8,296,597.48
9.	District's Budgeted Reserve Percentage (Information only) (Line 8 divided by Section 10B, Line 3)	9.58%	7.02%	3.63%
	District's Reserve Standard (Section 10B, Line 7):	**6,869,352.10**	**6,800,812.55**	**6,862,892.67**
	Status:	Met	Met	Met

10D. Comparison of District Reserve Amount to the Standard

DATA ENTRY: Enter an explanation if the standard is not met.

1a. STANDARD MET - Projected available reserves have met the standard for the budget and two subsequent fiscal years.

Explanation:
(required if NOT met)

SUPPLEMENTAL INFORMATION

DATA ENTRY: Click the appropriate Yes or No button for items S1 through S4. Enter an explanation for each Yes answer.

S1. Contingent Liabilities

1a. Does your district have any known or contingent liabilities (e.g., financial or program audits, litigation, state compliance reviews) that may impact the budget? — Yes

1b. If Yes, identify the liabilities and how they may impact the budget:

Lawsuit damages/payouts will be paid from General Fund

S2. Use of One-time Revenues for Ongoing Expenditures

1a. Does your district have ongoing general fund expenditures in the budget in excess of one percent of the total general fund expenditures that are funded with one-time resources? — No

1b. If Yes, identify the expenditures and explain how the one-time resources will be replaced to continue funding the ongoing expenditures in the following fiscal years:

S3. Use of Ongoing Revenues for One-time Expenditures

1a. Does your district have large non-recurring general fund expenditures that are funded with ongoing general fund revenues? — No

1b. If Yes, identify the expenditures:

S4. Contingent Revenues

1a. Does your district have projected revenues for the budget year or either of the two subsequent fiscal years contingent on reauthorization by the local government, special legislation, or other definitive act (e.g., parcel taxes, forest reserves)? — No

1b. If Yes, identify any of these revenues that are dedicated for ongoing expenses and explain how the revenues will be replaced or expenditures reduced:

S5. Contributions

Identify projected contributions from unrestricted resources in the general fund to restricted resources in the general fund for the budget year and two subsequent fiscal years. Provide an explanation if contributions have changed from the prior fiscal year amounts by more than $20,000 and more than ten percent. Explanation should include whether contributions are ongoing or one-time in nature.

Identify projected transfers to or from the general fund to cover operating deficits in either the general fund or any other fund for the budget year and two subsequent fiscal years. Provide an explanation if transfers have changed from the prior fiscal year amounts by more than $20,000 and more than ten percent. Explanation should include whether transfers are ongoing or one-time in nature.

Estimate the impact of any capital projects on the general fund operational budget.

District's Contributions and Transfers Standard: **-10.0% to +10.0% or -$20,000 to +$20,000**

S5A. Identification of the District's Projected Contributions, Transfers, and Capital Projects that may Impact the General Fund

DATA ENTRY: For Contributions, enter data in the Projection column for the 1st and 2nd Subsequent Years. Contributions for the First Prior Year and Budget Year data will be extracted. For Transfers In and Transfers Out, the First Prior Year and Budget Year data will be extracted. If Form MYP exists, the data will be extracted for the 1st and 2nd Subsequent Years. If Form MYP does not exist, enter data for the 1st and 2nd Subsequent Years. Click the appropriate button for 1d. All other data are extracted or calculated.

Description / Fiscal Year	Projection	Amount of Change	Percent Change	Status
1a. **Contributions, Unrestricted General Fund (Fund 01, Resources 0000-1999, Object 8980)**				
First Prior Year (2024-25)	(43,200,786.01)			
Budget Year (2025-26)	(49,979,686.53)	6,778,900.52	15.7%	Not Met
1st Subsequent Year (2026-27)	(50,279,687.00)	300,000.47	.6%	Met
2nd Subsequent Year (2027-28)	(50,579,687.00)	300,000.00	.6%	Met
1b. **Transfers In, General Fund ***				
First Prior Year (2024-25)	0.00			
Budget Year (2025-26)	0.00	0.00	0.0%	Met
1st Subsequent Year (2026-27)	0.00	0.00	0.0%	Met
2nd Subsequent Year (2027-28)	0.00	0.00	0.0%	Met
1c. **Transfers Out, General Fund ***				
First Prior Year (2024-25)	2,401,421.86			
Budget Year (2025-26)	2,000,000.00	(401,421.86)	(16.7%)	Not Met
1st Subsequent Year (2026-27)	2,100,000.00	100,000.00	5.0%	Met
2nd Subsequent Year (2027-28)	2,200,000.00	100,000.00	4.8%	Met

1d. **Impact of Capital Projects**

Do you have any capital projects that may impact the general fund operational budget? No

* Include transfers used to cover operating deficits in either the general fund or any other fund.

S5B. Status of the District's Projected Contributions, Transfers, and Capital Projects

DATA ENTRY: Enter an explanation if Not Met for items 1a-1c or if Yes for item 1d.

1a. NOT MET - The projected contributions from the unrestricted general fund to restricted general fund programs have changed by more than the standard for one or more of the budget or subsequent two fiscal years. Identify restricted programs and amount of contribution for each program and whether contributions are ongoing or one-time in nature. Explain the district's plan, with timeframes, for reducing or eliminating the contribution.

Explanation: (required if NOT met)

Special Ed expenses have increased due to higher NPA and consultant costs. Increased budget for retro payments and salary increases due to negotiations.

1b. MET - Projected transfers in have not changed by more than the standard for the budget and two subsequent fiscal years.

Explanation:
(required if NOT met)

1c. NOT MET - The projected transfers out of the general fund have changed by more than the standard for one or more of the budget or subsequent two fiscal years. Identify the amount(s) transferred, by fund, and whether transfers are ongoing or one-time in nature. If ongoing, explain the district's plan, with timeframes, for reducing or eliminating the transfers.

Explanation:
(required if NOT met)

The Retiree Benefit Fund (67) was negative as a beginning fund balance, thus inflating the 24-25 amount needing to be transferred.

1d. NO - There are no capital projects that may impact the general fund operational budget.

Project Information:
(required if YES)

S6. Long-term Commitments

Identify all existing and new multiyear commitments[1] and their annual required payments for the budget year and two subsequent fiscal years. Explain how any increase in annual payments will be funded. Also explain how any decrease to funding sources used to pay long-term commitments will be replaced.

[1] Include multiyear commitments, multiyear debt agreements, and new programs or contracts that result in long-term obligations.

S6A. Identification of the District's Long-term Commitments

DATA ENTRY: Click the appropriate button in item 1 and enter data in all columns of item 2 for applicable long-term commitments; there are no extractions in this section.

1. Does your district have long-term (multiyear) commitments?
   (If No, skip item 2 and Sections S6B and S6C) — Yes

2. If Yes to item 1, list all new and existing multiyear commitments and required annual debt service amounts. Do not include long-term commitments for postemployment benefits other than pensions (OPEB); OPEB is disclosed in item S7A.

Type of Commitment	# of Years Remaining	SACS Fund and Object Codes Used For: Funding Sources (Revenues)	Debt Service (Expenditures)	Principal Balance as of July 1, 2025
Leases				
Certificates of Participation				
General Obligation Bonds	30	21.0-00000.0-00000-00000-8699	21.0-00000.0-00000-00000-7438	50,000,654
Supp Early Retirement Program				
State School Building Loans				
Compensated Absences				
Other Long-term Commitments (do not include OPEB):				
Enterprise Leasing	1	01.0-81500.0-00000-00000-8980	01.0-81500.0-00000-91000-7438	15,757
Banc of America - LED/Solar	13	01.0-00000.0-00000-00000-8699	01.0-00000.0-00000-91000-7438	10,640,457
TOTAL:				60,656,867

Type of Commitment (continued)	Prior Year (2024-25) Annual Payment (P & I)	Budget Year (2025-26) Annual Payment (P & I)	1st Subsequent Year (2026-27) Annual Payment (P & I)	2nd Subsequent Year (2027-28) Annual Payment (P & I)
Leases				
Certificates of Participation				
General Obligation Bonds	0	25,817,000	55,000,000	55,000,000
Supp Early Retirement Program				
State School Building Loans				
Compensated Absences				
Other Long-term Commitments (continued):				
Enterprise Leasing	136,473	15,757		
Banc of America - LED/Solar	1,247,060	1,305,871	1,367,299	1,431,462
Total Annual Payments:	1,383,533	27,138,628	56,367,299	56,431,462
Has total annual payment increased over prior year (2024-25)?		**Yes**	**Yes**	**Yes**

S6B. Comparison of the District's Annual Payments to Prior Year Annual Payment

DATA ENTRY: Enter an explanation if Yes.

1a. Yes - Annual payments for long-term commitments have increased in one or more of the budget or two subsequent fiscal years. Explain how the increase in annual payments will be funded.

Explanation: (required if Yes to increase in total annual payments)	Because of our bond issuance that occurred this month (May 2025).

S6C. Identification of Decreases to Funding Sources Used to Pay Long-term Commitments

DATA ENTRY: Click the appropriate Yes or No button in item 1; if Yes, an explanation is required in item 2.

1. Will funding sources used to pay long-term commitments decrease or expire prior to the end of the commitment period, or are they one-time sources?

No

2. No - Funding sources will not decrease or expire prior to the end of the commitment period, and one-time funds are not being used for long-term commitment annual payments.

Explanation: (required if Yes)	

S7. Unfunded Liabilities

Estimate the unfunded liability for postemployment benefits other than pensions (OPEB) based on an actuarial valuation, if required, or other method; identify or estimate the actuarially determined contribution (if available); and indicate how the obligation is funded (pay-as-you-go, amortized over a specific period, etc.).

Estimate the unfunded liability for self-insurance programs such as workers' compensation based on an actuarial valuation, if required, or other method; identify or estimate the required contribution; and indicate how the obligation is funded (level of risk retained, funding approach, etc.).

S7A. Identification of the District's Estimated Unfunded Liability for Postemployment Benefits Other than Pensions (OPEB)

DATA ENTRY: Click the appropriate button in item 1 and enter data in all other applicable items; there are no extractions in this section except the budget year data on line 5b.

1 Does your district provide postemployment benefits other than pensions (OPEB)? (If No, skip items 2-5) — Yes

2. For the district's OPEB:

a. Are they lifetime benefits? — Yes

b. Do benefits continue past age 65? — Yes

c. Describe any other characteristics of the district's OPEB program including eligibility criteria and amounts, if any, that retirees are required to contribute toward their own benefits:

Benefits for those who retire early up to age 65 of 5 years total after retirement.

3 a. Are OPEB financed on a pay-as-you-go, actuarial cost, or other method? — Pay-as-you-go

b. Indicate any accumulated amounts earmarked for OPEB in a self-insurance or governmental fund

Self-Insurance Fund	Governmental Fund
2,401,421	0

4. OPEB Liabilities

a. Total OPEB liability	72,839,245.00
b. OPEB plan(s) fiduciary net position (if applicable)	1,414,008.00
c. Total/Net OPEB liability (Line 4a minus Line 4b)	71,425,237.00
d. Is total OPEB liability based on the district's estimate or an actuarial valuation?	Actuarial
e. If based on an actuarial valuation, indicate the measurement date of the OPEB valuation	6/30/2024

5. OPEB Contributions

	Budget Year (2025-26)	1st Subsequent Year (2026-27)	2nd Subsequent Year (2027-28)
a. OPEB actuarially determined contribution (ADC), if available, per actuarial valuation or Alternative Measurement Method	0.00	0.00	0.00
b. OPEB amount contributed (for this purpose, include premiums paid to a self-insurance fund) (funds 01-70, objects 3701-3752)	410,455.79	459,710.48	514,875.74
c. Cost of OPEB benefits (equivalent of "pay-as-you-go" amount)	2,000,000.00	2,100,000.00	2,200,000.00
d. Number of retirees receiving OPEB benefits	163.00	170.00	175.00

S7B. Identification of the District's Unfunded Liability for Self-Insurance Programs

DATA ENTRY: Click the appropriate button in item 1 and enter data in all other applicable items; there are no extractions in this section.

1 Does your district operate any self-insurance programs such as workers' compensation, employee health and welfare, or property and liability? (Do not include OPEB, which is covered in Section S7A) (If No, skip items 2-4)

Yes

2 Describe each self-insurance program operated by the district, including details for each such as level of risk retained, funding approach, basis for valuation (district's estimate or actuarial), and date of the valuation:

Worker's Comp and Property and Liability

3. Self-Insurance Liabilities

a. Accrued liability for self-insurance programs	0.00
b. Unfunded liability for self-insurance programs	0.00

4. Self-Insurance Contributions

	Budget Year (2025-26)	1st Subsequent Year (2026-27)	2nd Subsequent Year (2027-28)
a. Required contribution (funding) for self-insurance programs	5,331,167.97	5,353,555.33	5,376,166.56
b. Amount contributed (funded) for self-insurance programs	5,331,167.97	5,353,555.33	5,376,166.56

S8. Status of Labor Agreements

Analyze the status of all employee labor agreements. Identify new labor agreements, as well as new commitments provided as part of previously ratified multiyear agreements; and include all contracts, including all administrator contracts (and including all compensation). For new agreements, indicate the date of the required board meeting. Compare the increase in new commitments to the projected increase in ongoing revenues, and explain how these commitments will be funded in future fiscal years.

If salary and benefit negotiations are not finalized at budget adoption, upon settlement with certificated or classified staff:

The school district must determine the cost of the settlement, including salaries, benefits, and any other agreements that change costs, and provide the county office of education (COE) with an analysis of the cost of the settlement and its impact on the operating budget.

The county superintendent shall review the analysis relative to the criteria and standards, and may provide written comments to the president of the district governing board and superintendent.

S8A. Cost Analysis of District's Labor Agreements - Certificated (Non-management) Employees

DATA ENTRY: Enter all applicable data items; there are no extractions in this section.

	Prior Year (2nd Interim) (2024-25)	Budget Year (2025-26)	1st Subsequent Year (2026-27)	2nd Subsequent Year (2027-28)
Number of certificated (non-management) full - time - equivalent(FTE) positions	805	765	753	748

Certificated (Non-management) Salary and Benefit Negotiations

1. Are salary and benefit negotiations settled for the budget year? — Yes

If Yes, and the corresponding public disclosure documents have been filed with the COE, complete questions 2 and 3.

If Yes, and the corresponding public disclosure documents have not been filed with the COE, complete questions 2-5.

If No, identify the unsettled negotiations including any prior year unsettled negotiations and then complete questions 6 and 7.

Negotiations Settled

2a. Per Government Code Section 3547.5(a), date of public disclosure board meeting: — Apr 28, 2025

2b. Per Government Code Section 3547.5(b), was the agreement certified by the district superintendent and chief business official? — Yes

If Yes, date of Superintendent and CBO certification: — Apr 29, 2025

3. Per Government Code Section 3547.5(c), was a budget revision adopted to meet the costs of the agreement? — Yes

If Yes, date of budget revision board adoption: — Apr 29, 2025

4. Period covered by the agreement: Begin Date: Jul 01, 2025 End Date:

5. Salary settlement:

	Budget Year (2025-26)	1st Subsequent Year (2026-27)	2nd Subsequent Year (2027-28)
Is the cost of salary settlement included in the budget and multiyear projections (MYPs)?	Yes	Yes	Yes
One Year Agreement			
Total cost of salary settlement	0	0	0
% change in salary schedule from prior year	0.0%		
or			
Multiyear Agreement			
Total cost of salary settlement	0	0	0
% change in salary schedule from prior year (may enter text, such as "Reopener")	0.0%	0.0%	0.0%

Identify the source of funding that will be used to support multiyear salary commitments:

N/A

Negotiations Not Settled

6.	Cost of a one percent increase in salary and statutory benefits	0

		Budget Year (2025-26)	1st Subsequent Year (2026-27)	2nd Subsequent Year (2027-28)
7.	Amount included for any tentative salary schedule increases	0	0	0

Certificated (Non-management) Health and Welfare (H&W) Benefits		Budget Year (2025-26)	1st Subsequent Year (2026-27)	2nd Subsequent Year (2027-28)
1.	Are costs of H&W benefit changes included in the budget and MYPs?	Yes	Yes	Yes
2.	Total cost of H&W benefits	10,713,102	11,088,060	11,476,142
3.	Percent of H&W cost paid by employer	100.0%	100.0%	100.0%
4.	Percent projected change in H&W cost over prior year	6.0%	6.0%	6.0%

Certificated (Non-management) Prior Year Settlements				
Are any new costs from prior year settlements included in the budget?		No		
	If Yes, amount of new costs included in the budget and MYPs			

If Yes, explain the nature of the new costs:

Certificated (Non-management) Step and Column Adjustments		Budget Year (2025-26)	1st Subsequent Year (2026-27)	2nd Subsequent Year (2027-28)
1.	Are step & column adjustments included in the budget and MYPs?	Yes	Yes	Yes
2.	Cost of step & column adjustments	905,543	915,685	925,941
3.	Percent change in step & column over prior year	1.1%	1.1%	1.1%

Certificated (Non-management) Attrition (layoffs and retirements)		Budget Year (2025-26)	1st Subsequent Year (2026-27)	2nd Subsequent Year (2027-28)
1.	Are savings from attrition included in the budget and MYPs?	Yes	Yes	Yes
2.	Are additional H&W benefits for those laid-off or retired employees included in the budget and MYPs?	Yes	Yes	Yes

Certificated (Non-management) - Other

List other significant contract changes and the cost impact of each change (i.e., class size, hours of employment, leave of absence, bonuses, etc.):

S8B. Cost Analysis of District's Labor Agreements - Classified (Non-management) Employees

DATA ENTRY: Enter all applicable data items; there are no extractions in this section.

	Prior Year (2nd Interim) (2024-25)	Budget Year (2025-26)	1st Subsequent Year (2026-27)	2nd Subsequent Year (2027-28)
Number of classified(non - management) FTE positions	772	772	772	772

Classified (Non-management) Salary and Benefit Negotiations

1. Are salary and benefit negotiations settled for the budget year? Yes

If Yes, and the corresponding public disclosure documents have been filed with the COE, complete questions 2 and 3.
If Yes, and the corresponding public disclosure documents have not been filed with the COE, complete questions 2-5.
If No, identify the unsettled negotiations including any prior year unsettled negotiations and then complete questions 6 and 7.

Negotiations Settled

2a. Per Government Code Section 3547.5(a), date of public disclosure board meeting: Mar 18, 2025

2b. Per Government Code Section 3547.5(b), was the agreement certified by the district superintendent and chief business official? Yes
If Yes, date of Superintendent and CBO certification: Mar 19, 2025

3. Per Government Code Section 3547.5(c), was a budget revision adopted to meet the costs of the agreement? Yes
If Yes, date of budget revision board adoption: Mar 19, 2025

4. Period covered by the agreement: Begin Date: Jul 01, 2025 End Date:

5. Salary settlement:

	Budget Year (2025-26)	1st Subsequent Year (2026-27)	2nd Subsequent Year (2027-28)
Is the cost of salary settlement included in the budget and multiyear projections (MYPs)?	Yes	Yes	Yes
One Year Agreement			
Total cost of salary settlement	0	0	0
% change in salary schedule from prior year	0.0		
or			
Multiyear Agreement			
Total cost of salary settlement	2,794,051	2,514,646	2,263,181
% change in salary schedule from prior year (may enter text, such as "Reopener")	0.0%		

Identify the source of funding that will be used to support multiyear salary commitments:

General Fund will be used, salary not changing, only longevity stipend for highest year increase.

Negotiations Not Settled

6.	Cost of a one percent increase in salary and statutory benefits	

		Budget Year (2025-26)	1st Subsequent Year (2026-27)	2nd Subsequent Year (2027-28)
7.	Amount included for any tentative salary schedule increases			

Classified (Non-management) Health and Welfare (H&W) Benefits		Budget Year (2025-26)	1st Subsequent Year (2026-27)	2nd Subsequent Year (2027-28)
1.	Are costs of H&W benefit changes included in the budget and MYPs?	Yes	Yes	Yes
2.	Total cost of H&W benefits	5,372,581	5,560,621	5,755,243
3.	Percent of H&W cost paid by employer	100.0%	100.0%	100.0%
4.	Percent projected change in H&W cost over prior year	6.0%	6.0%	6.0%

Classified (Non-management) Prior Year Settlements				
Are any new costs from prior year settlements included in the budget?		No		
	If Yes, amount of new costs included in the budget and MYPs			
	If Yes, explain the nature of the new costs:			

Classified (Non-management) Step and Column Adjustments		Budget Year (2025-26)	1st Subsequent Year (2026-27)	2nd Subsequent Year (2027-28)
1.	Are step & column adjustments included in the budget and MYPs?	Yes	Yes	Yes
2.	Cost of step & column adjustments	442,406	447,361	452,372
3.	Percent change in step & column over prior year	1.1%	1.1%	1.1%

Classified (Non-management) Attrition (layoffs and retirements)		Budget Year (2025-26)	1st Subsequent Year (2026-27)	2nd Subsequent Year (2027-28)
1.	Are savings from attrition included in the budget and MYPs?	Yes	Yes	Yes
2.	Are additional H&W benefits for those laid-off or retired employees included in the budget and MYPs?	Yes	Yes	Yes

Classified (Non-management) - Other

List other significant contract changes and the cost impact of each change (i.e., hours of employment, leave of absence, bonuses, etc.):

S8C. Cost Analysis of District's Labor Agreements - Management/Supervisor/Confidential Employees

DATA ENTRY: Enter all applicable data items; there are no extractions in this section.

	Prior Year (2nd Interim) (2024-25)	Budget Year (2025-26)	1st Subsequent Year (2026-27)	2nd Subsequent Year (2027-28)
Number of management, supervisor, and confidential FTE positions	115	114	114	114

Management/Supervisor/Confidential
Salary and Benefit Negotiations

1. Are salary and benefit negotiations settled for the budget year? Yes

If Yes, complete question 2.

If No, identify the unsettled negotiations including any prior year unsettled negotiations and then complete questions 3 and 4.

If n/a, skip the remainder of Section S8C.

Negotiations Settled

2. Salary settlement:

	Budget Year (2025-26)	1st Subsequent Year (2026-27)	2nd Subsequent Year (2027-28)
Is the cost of salary settlement included in the budget and multiyear projections (MYPs)?	Yes	Yes	Yes
Total cost of salary settlement	0	0	0
% change in salary schedule from prior year (may enter text, such as "Reopener")	0.0%	0.0%	0.0%

Negotiations Not Settled

3. Cost of a one percent increase in salary and statutory benefits

	Budget Year (2025-26)	1st Subsequent Year (2026-27)	2nd Subsequent Year (2027-28)
4. Amount included for any tentative salary schedule increases			

Management/Supervisor/Confidential Health and Welfare (H&W) Benefits	Budget Year (2025-26)	1st Subsequent Year (2026-27)	2nd Subsequent Year (2027-28)
1. Are costs of H&W benefit changes included in the budget and MYPs?	Yes	Yes	Yes
2. Total cost of H&W benefits	1,020,000	1,055,700	1,092,650
3. Percent of H&W cost paid by employer	100.0%	100.0%	100.0%
4. Percent projected change in H&W cost over prior year	6.0%	6.0%	6.0%

Management/Supervisor/Confidential Step and Column Adjustments	Budget Year (2025-26)	1st Subsequent Year (2026-27)	2nd Subsequent Year (2027-28)
1. Are step & column adjustments included in the budget and MYPs?	Yes	Yes	Yes
2. Cost of step and column adjustments	121,341	122,700	124,075
3. Percent change in step & column over prior year	1.1%	1.1%	1.1%

Management/Supervisor/Confidential Other Benefits (mileage, bonuses, etc.)	Budget Year (2025-26)	1st Subsequent Year (2026-27)	2nd Subsequent Year (2027-28)
1. Are costs of other benefits included in the budget and MYPs?	No	No	No
2. Total cost of other benefits			
3. Percent change in cost of other benefits over prior year			

S9. Local Control and Accountability Plan (LCAP)

Confirm that the school district's governing board has adopted an LCAP or an update to the LCAP effective for the budget year.

DATA ENTRY: Click the appropriate Yes or No button in item 1, and enter the date in item 2.

1. Did or will the school district's governing board adopt an LCAP or an update to the LCAP effective for the budget year?	Yes
2. Adoption date of the LCAP or an update to the LCAP.	Jun 26, 2025

S10. LCAP Expenditures

Confirm that the school district's budget includes the expenditures necessary to implement the LCAP or annual update to the LCAP.

DATA ENTRY: Click the appropriate Yes or No button.

Does the school district's budget include the expenditures necessary to implement the LCAP or annual update to the LCAP as described in the Local Control and Accountability Plan and Annual Update Template?	Yes

ADDITIONAL FISCAL INDICATORS

The following fiscal indicators are designed to provide additional data for reviewing agencies. A "Yes" answer to any single indicator does not necessarily suggest a cause for concern, but may alert the reviewing agency to the need for additional review. DATA ENTRY: Click the appropriate Yes or No button for items A1 through A9 except item A3, which is automatically completed based on data in Criterion 2.

A1.	Do cash flow projections show that the district will end the budget year with a negative cash balance in the general fund?	No
A2.	Is the system of personnel position control independent from the payroll system?	Yes
A3.	Is enrollment decreasing in both the prior fiscal year and budget year? (Data from the enrollment budget column and actual column of Criterion 2A are used to determine Yes or No)	Yes
A4.	Are new charter schools operating in district boundaries that impact the district's enrollment, either in the prior fiscal year or budget year?	No
A5.	Has the district entered into a bargaining agreement where any of the budget or subsequent years of the agreement would result in salary increases that are expected to exceed the projected state funded cost-of-living adjustment?	No
A6.	Does the district provide uncapped (100% employer paid) health benefits for current or retired employees?	No
A7.	Is the district's financial system independent of the county office system?	No
A8.	Does the district have any reports that indicate fiscal distress pursuant to Education Code Section 42127.6(a)? (If Yes, provide copies to the county office of education)	No
A9.	Have there been personnel changes in the superintendent or chief business official positions within the last 12 months?	

When providing comments for additional fiscal indicators, please include the item number applicable to each comment.

Comments:
(optional)

End of School District Budget Criteria and Standards Review

Description	Object	Beginning Balances (Ref. Only)	July	August	September	October	November	December	January	February
ESTIMATES THROUGH THE MONTH OF:	JUNE									
A. BEGINNING CASH			51,480,546.39	69,802,337.17	66,695,761.23	65,980,298.11	58,679,133.93	59,364,658.33	60,692,213.75	58,142,417.57
B. RECEIPTS										
LCFF Sources										
Principal Apportionment	8010-8019		8,201,784.92	8,201,784.92	8,201,784.92	8,201,784.92	8,201,784.92	8,201,784.92	8,201,784.92	8,201,784.92
Property Taxes	8020-8079		5,970,976.42	5,970,976.42	5,970,976.42	5,970,976.42	5,970,976.42	5,970,976.42	5,970,976.42	5,970,976.42
Miscellaneous Funds	8080-8099		0.00	0.00	0.00	0.00	0.00	0.00	0.00	0.00
Federal Revenue	8100-8299		27,731.09	423,983.93	0.00	692,079.80	671,476.22	426,787.28	(466,500.68)	388,836.79
Other State Revenue	8300-8599		1,104,011.05	1,285,438.71	3,567,504.93	1,555,044.82	2,705,369.26	3,176,811.65	2,208,009.74	2,051,905.09
Other Local Revenue	8600-8799		19,416.94	188,843.26	150,787.74	208,254.02	695,822.70	407,902.10	977,327.33	(422,440.46)
Interfund Transfers In	8900-8929		0.00	0.00	0.00	0.00	0.00	0.00	0.00	0.00
All Other Financing Sources	8930-8979		0.00	0.00	0.00	0.00	0.00	0.00	0.00	0.00
TOTAL RECEIPTS			15,323,920.41	16,071,027.23	17,891,054.00	16,628,139.97	18,245,429.52	18,184,262.37	16,891,597.72	16,191,062.75
C. DISBURSEMENTS										
Certificated Salaries	1000-1999		19,906.93	7,089,506.91	7,303,381.28	7,425,713.49	7,529,578.14	7,417,441.92	7,493,894.32	7,403,723.52
Classified Salaries	2000-2999		395,344.96	1,666,476.32	3,104,890.16	3,542,403.30	3,741,261.28	3,623,196.93	3,568,672.71	3,702,886.32
Employee Benefits	3000-3999		81,374.15	2,238,938.25	4,502,181.38	5,137,729.53	4,844,749.84	4,822,323.33	4,949,130.67	4,953,554.64
Books and Supplies	4000-4999		980,872.16	1,194,217.61	374,833.13	946,930.48	446,729.80	450,571.63	562,185.29	530,976.67
Services	5000-5999		1,118,580.13	3,674,999.52	3,062,444.74	4,791,731.42	3,359,990.18	2,261,153.38	4,643,143.79	3,423,514.09
Capital Outlay	6000-6999			5,905.55	3,746.02	1,156.89	1,310.91	2,178.58	11,225.25	37,782.97
Other Outgo	7000-7499		3,108.77	74,829.19	8,941.18	106,723.04	36,884.69	137,192.34	70,493.04	56,065.86
Interfund Transfers Out	7600-7629		166,666.67	166,666.67	166,666.67	166,666.67	166,666.67	166,666.67	166,666.67	166,666.67

Description	Object	Beginning Balances (Ref. Only)	July	August	September	October	November	December	January	February
All Other Financing Uses	7630-7699		0.00	0.00	0.00	0.00	0.00	0.00	0.00	0.00
TOTAL DISBURSEMENTS			2,765,853.76	16,111,540.01	18,527,084.55	22,119,054.83	20,127,171.50	18,880,724.78	21,465,411.73	20,275,170.74
D. BALANCE SHEET ITEMS										
Assets and Deferred Outflows										
Cash Not In Treasury	9111-9199	0.00	0.00	0.00	0.00	0.00	0.00	0.00	0.00	0.00
Accounts Receivable	9200-9299	34,326,654.33	444,453.47	(94,396.01)	0.00	(1,844,686.66)	4,477,660.44	4,477,660.44	4,477,660.44	4,477,660.44
Due From Other Funds	9310	0.00	0.00	0.00	0.00	0.00	0.00	0.00	0.00	0.00
Stores	9320	49,360.70	0.00	0.00	0.00	0.00	0.00	0.00	0.00	0.00
Prepaid Expenditures	9330	11.91	0.00	0.00	0.00	0.00	0.00	0.00	0.00	0.00
Other Current Assets	9340	0.00	0.00	0.00	0.00	0.00	0.00	0.00	0.00	0.00
Lease Receivable	9380	0.00	0.00	0.00	0.00	0.00	0.00	0.00	0.00	0.00
Deferred Outflows of Resources	9490	0.00	0.00	0.00	0.00	0.00	0.00	0.00	0.00	0.00
SUBTOTAL		34,376,026.94	444,453.47	(94,396.01)	0.00	(1,844,686.66)	4,477,660.44	4,477,660.44	4,477,660.44	4,477,660.44
Liabilities and Deferred Inflows										
Accounts Payable	9500-9599	15,373,445.16	(5,319,270.66)	2,971,667.14	79,432.57	(34,437.34)	1,734,164.20	2,277,412.75	2,277,412.75	2,277,412.75
Due To Other Funds	9610	0.00	0.00	0.00	0.00	0.00	0.00	0.00	0.00	0.00
Current Loans	9640	0.00	0.00	0.00	0.00	0.00	0.00	0.00	0.00	0.00
Unearned Revenues	9650	1,409,838.88	0.00	0.00	0.00	0.00	176,229.86	176,229.86	176,229.86	176,229.86
Deferred Inflows of Resources	9690	15,734,150.53	0.00	0.00	0.00	0.00	0.00	0.00	0.00	0.00
SUBTOTAL		32,517,434.57	(5,319,270.66)	2,971,667.14	79,432.57	(34,437.34)	1,910,394.06	2,453,642.61	2,453,642.61	2,453,642.61
Nonoperating										
Suspense Clearing	9910	0.00	0.00	0.00	0.00	0.00	0.00	0.00	0.00	0.00
TOTAL BALANCE SHEET ITEMS		1,858,592.37	5,763,724.13	(3,066,063.15)	(79,432.57)	(1,810,249.32)	2,567,266.38	2,024,017.83	2,024,017.83	2,024,017.83
E. NET INCREASE/DECREASE (B - C + D)			18,321,790.78	(3,106,575.94)	(715,463.12)	(7,301,164.18)	685,524.40	1,327,555.42	(2,549,796.18)	(2,060,090.16)
F. ENDING CASH (A + E)			69,802,337.17	66,695,761.23	65,980,298.11	58,679,133.93	59,364,658.33	60,692,213.75	58,142,417.57	56,082,327.42
G. ENDING CASH, PLUS CASH ACCRUALS AND ADJUSTMENTS										

Description	Object	March	April	May	June	Accruals	Adjustments	TOTAL	BUDGET
ESTIMATES THROUGH THE MONTH OF:	JUNE								
A. BEGINNING CASH		56,082,327.42	50,389,895.72	48,066,639.60	50,688,453.59				
B. RECEIPTS									
LCFF Sources									
Principal Apportionment	8010-8019	8,201,784.92	8,201,784.92	8,201,784.92	8,201,784.92	0.00	0.00	98,421,419.00	98,421,419.00
Property Taxes	8020-8079	5,970,976.42	5,970,976.42	5,970,976.42	5,970,976.42	0.00	0.00	71,651,717.00	71,651,717.01
Miscellaneous Funds	8080-8099	0.00	0.00	0.00	0.00	0.00	0.00	0.00	0.00
Federal Revenue	8100-8299	558,326.83	42,534.13	2,609,825.18	2,609,825.18	0.00	0.00	7,984,905.76	7,984,905.76
Other State Revenue	8300-8599	(2,210,963.18)	2,363,002.63	6,693,409.43	6,693,409.43	0.00	0.00	31,192,953.56	31,192,953.56
Other Local Revenue	8600-8799	146,042.58	320,852.19	520,608.81	520,608.81	0.00	0.00	3,734,026.00	3,734,026.00
Interfund Transfers In	8900-8929	0.00	0.00	0.00	0.00	0.00	0.00	0.00	0.00
All Other Financing Sources	8930-8979	0.00	0.00	0.00	0.00	0.00	0.00	0.00	0.00
TOTAL RECEIPTS		12,666,167.56	16,899,150.29	23,996,604.76	23,996,604.76	0.00	0.00	212,985,021.32	212,985,021.33
C. DISBURSEMENTS									
Certificated Salaries	1000-1999	7,680,907.54	7,428,066.68	8,300,577.41	8,300,577.41	0.00	0.00	83,393,275.54	83,393,275.54
Classified Salaries	2000-2999	3,624,388.21	3,633,529.82	4,788,190.44	4,788,190.44	0.00	0.00	40,179,430.88	40,179,430.86
Employee Benefits	3000-3999	4,975,822.30	4,963,982.15	5,457,846.13	5,457,846.13	0.00	0.00	52,385,478.53	52,385,478.61
Books and Supplies	4000-4999	666,876.59	1,349,729.26	906,346.83	906,346.83	0.00	0.00	9,316,616.27	9,316,616.27
Services	5000-5999	3,239,531.05	3,512,047.44	3,839,882.60	4,119,615.30	0.00	0.00	41,046,633.64	41,046,633.65
Capital Outlay	6000-6999	5,306.15	105,035.10	7,158.30	7,158.30	0.00	0.00	187,964.00	187,964.00
Other Outgo	7000-7499	23,118.59	87,367.12	(67,859.78)	(67,859.78)	0.00	0.00	469,004.26	469,004.25
Interfund Transfers Out	7600-7629	166,666.67	166,666.67	166,666.67	166,666.67	0.00	0.00	2,000,000.00	2,000,000.00
All Other Financing Uses	7630-7699	0.00	0.00	0.00	0.00	0.00	0.00	0.00	0.00

Description	Object	March	April	May	June	Accruals	Adjustments	TOTAL	BUDGET
TOTAL DISBURSEMENTS		20,382,617.09	21,246,424.24	23,398,808.60	23,678,541.30	0.00	0.00	228,978,403.12	228,978,403.18
D. BALANCE SHEET ITEMS									
Assets and Deferred Outflows									
Cash Not In Treasury	9111-9199	0.00	0.00	0.00	0.00	0.00	0.00	0.00	
Accounts Receivable	9200-9299	4,477,660.44	4,477,660.44	4,477,660.44	4,477,660.44	0.00	0.00	34,326,654.33	
Due From Other Funds	9310	0.00	0.00	0.00	0.00	0.00	0.00	0.00	
Stores	9320	0.00	0.00	0.00	49,360.70	0.00	0.00	49,360.70	
Prepaid Expenditures	9330	0.00	0.00	0.00	0.00	0.00	0.00	0.00	
Other Current Assets	9340	0.00	0.00	0.00	0.00	0.00	0.00	0.00	
Lease Receivable	9380	0.00	0.00	0.00	0.00		0.00	0.00	
Deferred Outflows of Resources	9490	0.00	0.00	0.00	0.00	0.00	0.00	0.00	
SUBTOTAL		4,477,660.44	4,477,660.44	4,477,660.44	4,527,021.14	0.00	0.00	34,376,015.03	
Liabilities and Deferred Inflows									
Accounts Payable	9500-9599	2,277,412.75	2,277,412.75	2,277,412.75	4,135,993.21	0.00	0.00	17,232,025.62	
Due To Other Funds	9610	0.00	0.00	0.00	0.00	0.00	0.00	0.00	
Current Loans	9640	0.00	0.00	0.00	0.00	0.00	0.00	0.00	
Unearned Revenues	9650	176,229.86	176,229.86	176,229.86	176,229.86	0.00	0.00	1,409,838.88	
Deferred Inflows of Resources	9690	0.00	0.00	0.00	15,734,150.53	0.00	0.00	15,734,150.53	
SUBTOTAL		2,453,642.61	2,453,642.61	2,453,642.61	20,046,373.60	0.00	0.00	34,376,015.03	
Nonoperating									
Suspense Clearing	9910	0.00	0.00	0.00	0.00	0.00	0.00	0.00	
TOTAL BALANCE SHEET ITEMS		2,024,017.83	2,024,017.83	2,024,017.83	(15,519,352.46)	0.00	0.00	0.00	
E. NET INCREASE/DECREASE (B - C + D)		(5,692,431.70)	(2,323,256.12)	2,621,813.99	(15,201,289.00)	0.00	0.00	(15,993,381.80)	(15,993,381.85)
F. ENDING CASH (A + E)		50,389,895.72	48,066,639.60	50,688,453.59	35,487,164.59				
G. ENDING CASH, PLUS CASH ACCRUALS AND ADJUSTMENTS								35,487,164.59	

Description	Object	Beginning Balances (Ref. Only)	July	August	September	October	November	December	January	February
ESTIMATES THROUGH THE MONTH OF:	JUNE									
A. BEGINNING CASH			35,487,164.59	40,142,591.77	35,968,231.67	34,780,502.15	31,861,955.88	33,320,925.31	34,236,646.20	35,152,367.08
B. RECEIPTS										
LCFF Sources										
Principal Apportionment	8010-8019		8,432,392.89	8,432,392.89	8,432,392.89	8,432,392.89	8,432,392.89	8,432,392.89	8,432,392.89	8,432,392.89
Property Taxes	8020-8079		6,138,861.19	6,138,861.19	6,138,861.19	6,138,861.19	6,138,861.19	6,138,861.19	6,138,861.19	6,138,861.19
Miscellaneous Funds	8080-8099		0.00	0.00	0.00	0.00	0.00	0.00	0.00	0.00
Federal Revenue	8100-8299		658,754.73	658,754.73	658,754.73	658,754.73	658,754.73	658,754.73	658,754.73	658,754.73
Other State Revenue	8300-8599		2,244,158.03	2,244,158.03	2,244,158.03	2,244,158.03	2,244,158.03	2,244,158.03	2,244,158.03	2,244,158.03
Other Local Revenue	8600-8799		308,682.15	308,682.15	308,682.15	308,682.15	308,682.15	308,682.15	308,682.15	308,682.15
Interfund Transfers In	8900-8929		0.00	0.00	0.00	0.00	0.00	0.00	0.00	0.00
All Other Financing Sources	8930-8979		0.00	0.00	0.00	0.00	0.00	0.00	0.00	0.00
TOTAL RECEIPTS			17,782,848.99	17,782,848.99	17,782,848.99	17,782,848.99	17,782,848.99	17,782,848.99	17,782,848.99	17,782,848.99
C. DISBURSEMENTS										
Certificated Salaries	1000-1999		6,979,469.19	6,979,469.19	6,979,469.19	6,979,469.19	6,979,469.19	6,979,469.19	6,979,469.19	6,979,469.19
Classified Salaries	2000-2999		3,385,786.70	3,385,786.70	3,385,786.70	3,385,786.70	3,385,786.70	3,385,786.70	3,385,786.70	3,385,786.70
Employee Benefits	3000-3999		4,435,016.26	4,435,016.26	4,435,016.26	4,435,016.26	4,435,016.26	4,435,016.26	4,435,016.26	4,435,016.26
Books and Supplies	4000-4999		526,384.69	526,384.69	526,384.69	526,384.69	526,384.69	526,384.69	526,384.69	526,384.69
Services	5000-5999		3,334,741.74	3,334,741.74	3,334,741.74	3,334,741.74	3,334,741.74	3,334,741.74	3,334,741.74	3,334,741.74
Capital Outlay	6000-6999		15,663.67	15,663.67	15,663.67	15,663.67	15,663.67	15,663.67	15,663.67	15,663.67
Other Outgo	7000-7499		39,083.69	39,083.69	39,083.69	39,083.69	39,083.69	39,083.69	39,083.69	39,083.69
Interfund Transfers Out	7600-7629		175,000.00	175,000.00	175,000.00	175,000.00	175,000.00	175,000.00	175,000.00	175,000.00

Description	Object	Beginning Balances (Ref. Only)	July	August	September	October	November	December	January	February
All Other Financing Uses	7630-7699		0.00	0.00	0.00	0.00	0.00	0.00	0.00	0.00
TOTAL DISBURSEMENTS			18,891,145.94	18,891,145.94	18,891,145.94	18,891,145.94	18,891,145.94	18,891,145.94	18,891,145.94	18,891,145.94
D. BALANCE SHEET ITEMS										
Assets and Deferred Outflows										
Cash Not In Treasury	9111-9199	0.00	0.00	0.00	0.00	0.00	0.00	0.00	0.00	0.00
Accounts Receivable	9200-9299	34,326,654.33	444,453.47	(94,396.01)	0.00	(1,844,686.66)	4,477,660.44	4,477,660.44	4,477,660.44	4,477,660.44
Due From Other Funds	9310	0.00	0.00	0.00	0.00	0.00	0.00	0.00	0.00	0.00
Stores	9320	49,360.70	0.00	0.00	0.00	0.00	0.00	0.00	0.00	0.00
Prepaid Expenditures	9330	11.91	0.00	0.00	0.00	0.00	0.00	0.00	0.00	0.00
Other Current Assets	9340	0.00	0.00	0.00	0.00	0.00	0.00	0.00	0.00	0.00
Lease Receivable	9380	0.00	0.00	0.00	0.00	0.00	0.00	0.00	0.00	0.00
Deferred Outflows of Resources	9490	0.00	0.00	0.00	0.00	0.00	0.00	0.00	0.00	0.00
SUBTOTAL		34,376,026.94	444,453.47	(94,396.01)	0.00	(1,844,686.66)	4,477,660.44	4,477,660.44	4,477,660.44	4,477,660.44
Liabilities and Deferred Inflows										
Accounts Payable	9500-9599	15,373,445.16	(5,319,270.66)	2,971,667.14	79,432.57	(34,437.34)	1,734,164.20	2,277,412.75	2,277,412.75	2,277,412.75
Due To Other Funds	9610	0.00	0.00	0.00	0.00	0.00	0.00	0.00	0.00	0.00
Current Loans	9640	0.00	0.00	0.00	0.00	0.00	0.00	0.00	0.00	0.00
Unearned Revenues	9650	1,409,838.88	0.00	0.00	0.00	0.00	176,229.86	176,229.86	176,229.86	176,229.86
Deferred Inflows of Resources	9690	15,734,150.53	0.00	0.00	0.00	0.00	0.00	0.00	0.00	0.00
SUBTOTAL		32,517,434.57	(5,319,270.66)	2,971,667.14	79,432.57	(34,437.34)	1,910,394.06	2,453,642.61	2,453,642.61	2,453,642.61
Nonoperating										
Suspense Clearing	9910	0.00	0.00	0.00	0.00	0.00	0.00	0.00	0.00	0.00
TOTAL BALANCE SHEET ITEMS		1,858,592.37	5,763,724.13	(3,066,063.15)	(79,432.57)	(1,810,249.32)	2,567,266.38	2,024,017.83	2,024,017.83	2,024,017.83
E. NET INCREASE/DECREASE (B - C + D)			4,655,427.18	(4,174,360.10)	(1,187,729.52)	(2,918,546.27)	1,458,969.43	915,720.88	915,720.88	915,720.88
F. ENDING CASH (A + E)			40,142,591.77	35,968,231.67	34,780,502.15	31,861,955.88	33,320,925.31	34,236,646.20	35,152,367.08	36,068,087.97
G. ENDING CASH, PLUS CASH ACCRUALS AND ADJUSTMENTS										

Description	Object	March	April	May	June	Accruals	Adjustments	TOTAL	BUDGET
ESTIMATES THROUGH THE MONTH OF:	JUNE								
A. BEGINNING CASH		36,068,087.97	36,983,808.85	37,899,529.74	38,815,250.62				
B. RECEIPTS									
LCFF Sources									
Principal Apportionment	8010-8019	8,432,392.89	8,432,392.89	8,432,392.89	8,432,392.89	0.00	0.00	101,188,714.73	101,188,714.73
Property Taxes	8020-8079	6,138,861.19	6,138,861.19	6,138,861.19	6,138,861.19	0.00	0.00	73,666,334.27	73,666,334.27
Miscellaneous Funds	8080-8099	0.00	0.00	0.00	0.00	0.00	0.00	0.00	
Federal Revenue	8100-8299	658,754.73	658,754.73	658,754.73	658,754.73	0.00	0.00	7,905,056.70	7,905,056.70
Other State Revenue	8300-8599	2,244,158.03	2,244,158.03	2,244,158.03	2,244,158.03	0.00	0.00	26,929,896.41	26,929,896.41
Other Local Revenue	8600-8799	308,682.15	308,682.15	308,682.15	308,682.15	0.00	0.00	3,704,185.74	3,704,185.74
Interfund Transfers In	8900-8929	0.00	0.00	0.00	0.00	0.00	0.00	0.00	0.00
All Other Financing Sources	8930-8979	0.00	0.00	0.00	0.00	0.00	0.00	0.00	0.00
TOTAL RECEIPTS		17,782,848.99	17,782,848.99	17,782,848.99	17,782,848.99	0.00	0.00	213,394,187.86	213,394,187.86
C. DISBURSEMENTS									
Certificated Salaries	1000-1999	6,979,469.19	6,979,469.19	6,979,469.19	6,979,469.19	0.00	0.00	83,753,630.23	83,753,630.23
Classified Salaries	2000-2999	3,385,786.70	3,385,786.70	3,385,786.70	3,385,786.70	0.00	0.00	40,629,440.45	40,629,440.45
Employee Benefits	3000-3999	4,435,016.26	4,435,016.26	4,435,016.26	4,435,016.26	0.00	0.00	53,220,195.11	53,220,195.11
Books and Supplies	4000-4999	526,384.69	526,384.69	526,384.69	526,384.69	0.00	0.00	6,316,616.27	6,316,616.27
Services	5000-5999	3,334,741.74	3,334,741.74	3,334,741.74	3,334,741.74	0.00	0.00	40,016,900.93	40,016,900.93
Capital Outlay	6000-6999	15,663.67	15,663.67	15,663.67	15,663.67	0.00	0.00	187,964.00	187,964.00
Other Outgo	7000-7499	39,083.69	39,083.69	39,083.69	39,083.69	0.00	0.00	469,004.25	469,004.25
Interfund Transfers Out	7600-7629	175,000.00	175,000.00	175,000.00	175,000.00	0.00	0.00	2,100,000.00	2,100,000.00
All Other Financing Uses	7630-7699	0.00	0.00	0.00	0.00	0.00	0.00	0.00	0.00

Description	Object	March	April	May	June	Accruals	Adjustments	TOTAL	BUDGET
TOTAL DISBURSEMENTS		18,891,145.94	18,891,145.94	18,891,145.94	18,891,145.94	0.00	0.00	226,693,751.23	226,693,751.23
D. BALANCE SHEET ITEMS									
Assets and Deferred Outflows									
Cash Not In Treasury	9111-9199	0.00	0.00	0.00	0.00	0.00	0.00	0.00	
Accounts Receivable	9200-9299	4,477,660.44	4,477,660.44	4,477,660.44	4,477,660.44	0.00	0.00	34,326,654.33	
Due From Other Funds	9310	0.00	0.00	0.00	0.00	0.00	0.00	0.00	
Stores	9320	0.00	0.00	0.00	49,360.70	0.00	0.00	49,360.70	
Prepaid Expenditures	9330	0.00	0.00	0.00	0.00	0.00	0.00	0.00	
Other Current Assets	9340	0.00	0.00	0.00	0.00	0.00	0.00	0.00	
Lease Receivable	9380	0.00	0.00	0.00	0.00	0.00	0.00	0.00	0.00
Deferred Outflows of Resources	9490	0.00	0.00	0.00	0.00	0.00	0.00	0.00	
SUBTOTAL		4,477,660.44	4,477,660.44	4,477,660.44	4,527,021.14	0.00	0.00	34,376,015.03	
Liabilities and Deferred Inflows									
Accounts Payable	9500-9599	2,277,412.75	2,277,412.75	2,277,412.75	2,277,412.75	1,858,580.46	0.00	17,232,025.62	
Due To Other Funds	9610	0.00	0.00	0.00	0.00	0.00	0.00	0.00	
Current Loans	9640	0.00	0.00	0.00	0.00	0.00	0.00	0.00	
Unearned Revenues	9650	176,229.86	176,229.86	176,229.86	176,229.86	832,688.98	0.00	2,242,527.86	
Deferred Inflows of Resources	9690	0.00	0.00	0.00	15,734,150.53	0.00	0.00	15,734,150.53	
SUBTOTAL		2,453,642.61	2,453,642.61	2,453,642.61	18,187,793.14	2,691,269.44	0.00	35,208,704.01	
Nonoperating									
Suspense Clearing	9910	0.00	0.00	0.00	0.00	0.00	0.00	0.00	
TOTAL BALANCE SHEET ITEMS		2,024,017.83	2,024,017.83	2,024,017.83	(13,660,772.00)	(2,691,269.44)	0.00	(832,688.98)	
E. NET INCREASE/DECREASE (B - C + D)		915,720.88	915,720.88	915,720.88	(14,769,068.95)	(2,691,269.44)	0.00	(14,132,252.35)	(13,299,563.37)
F. ENDING CASH (A + E)		36,983,808.85	37,899,529.74	38,815,250.62	24,046,181.68				
G. ENDING CASH, PLUS CASH ACCRUALS AND ADJUSTMENTS								21,354,912.24	

ANNUAL CERTIFICATION REGARDING SELF-INSURED WORKERS' COMPENSATION CLAIMS

Pursuant to Education Code Section 42141, if a school district, either individually or as a member of a joint powers agency, is self-insured for workers' compensation claims, the superintendent of the school district annually shall provide information to the governing board of the school district regarding the estimated accrued but unfunded cost of those claims. The governing board annually shall certify to the county superintendent of schools the amount of money, if any, that it has decided to reserve in its budget for the cost of those claims.

To the County Superintendent of Schools:

_____ Our district is self-insured for workers' compensation claims as defined in Education Code Section 42141(a):

Total liabilities actuarially determined: $ _____

Less: Amount of total liabilities reserved in budget: $ _____

Estimated accrued but unfunded liabilities: $ 0.00

X This school district is self-insured for workers' compensation claims through a JPA, and offers the following information:

West San Gabriel Valley JPA

_____ This school district is not self-insured for workers' compensation claims.

Signed _____ Date of Meeting: _____

Clerk/Secretary of the Governing Board

(Original signature required)

Printed Name: _____ Title: _____

For additional information on this certification, please contact:

Name: Mariam Abdelhamid

Title: Director of Fiscal Services

Telephone: 818-729-4450

E-mail: mariamabdelhamid@burbankusd.org

ANNUAL BUDGET REPORT:

July 1, 2025 Budget Adoption

Select applicable boxes:

X This budget was developed using the state-adopted Criteria and Standards. It includes the expenditures necessary to implement the Local Control and Accountability Plan (LCAP) or annual update to the LCAP that will be effective for the budget year. The budget was filed and adopted subsequent to a public hearing by the governing board of the school district pursuant to Education Code sections 33129, 42127, 52060, 52061, and 52062.

If the budget includes a combined assigned and unassigned ending fund balance above the minimum recommended reserve for economic uncertainties, at its public hearing, the school district complied with the requirements of subparagraphs (B) and (C) of paragraph (2) of subdivision (a) of Education Code Section 42127.

Budget available for inspection at:

Place: _____

Date: _____

Adoption Date: _____

Signed: _____

Clerk/Secretary of the Governing Board

(Original signature required)

Printed Name: _____ Title: _____

Public Hearing:

Place: _____

Date: _____

Time: _____

Contact person for additional information on the budget reports:

Name: _____ Telephone: _____

Title: _____ E-mail: _____

Criteria and Standards Review Summary

The following summary is automatically completed based on data provided in the Criteria and Standards Review (Form 01CS). Criteria and standards that are "Not Met," and supplemental information and additional fiscal indicators that are "Yes," may indicate areas of potential concern for fiscal solvency purposes and should be carefully reviewed.

CRITERIA AND STANDARDS			Met	Not Met
1	Average Daily Attendance	Projected (funded) ADA has not been overestimated by more than the standard for the prior fiscal year, or two or more of the previous three fiscal years.	X	
2	Enrollment	Enrollment has not been overestimated by more than the standard for the prior fiscal year, or two or more of the previous three fiscal years.	X	
3	ADA to Enrollment	Projected second period (P-2) ADA to enrollment ratio is consistent with historical ratios for the budget and two subsequent fiscal years.		X
4	Local Control Funding Formula (LCFF) Revenue	Projected change in LCFF revenue is within the standard for the budget and two subsequent fiscal years.		X
5	Salaries and Benefits	Projected ratios of total unrestricted salaries and benefits to total unrestricted general fund expenditures are consistent with historical ratios for the budget and two subsequent fiscal years.	X	
6a	Other Revenues	Projected operating revenues (e.g., federal, other state, and other local) are within the standard for the budget and two subsequent fiscal years.		X
6b	Other Expenditures	Projected operating expenditures (e.g., books and supplies, and services and other operating) are within the standard for the budget and two subsequent fiscal years.		X
7	Ongoing and Major Maintenance Account	If applicable, required contribution to the ongoing and major maintenance account (i.e., restricted maintenance account) is included in the budget.	X	
8	Deficit Spending	Unrestricted deficit spending, if any, has not exceeded the standard for two or more of the last three fiscal years.	X	

9a	Fund Balance	Unrestricted general fund beginning balance has not been overestimated by more than the standard for two or more of the last three fiscal years.		X
9b	Cash Balance	Projected general fund cash balance will be positive at the end of the current fiscal year.	X	
10	Reserves	Projected available reserves (e.g., reserve for economic uncertainties, unassigned/unappropriated amounts) meet minimum requirements for the budget and two subsequent fiscal years.	X	
SUPPLEMENTAL INFORMATION			**No**	**Yes**
S1	Contingent Liabilities	Are there known or contingent liabilities (e.g., financial or program audits, litigation, state compliance reviews) that may impact the budget?		X
S2	Using One-time Revenues to Fund Ongoing Expenditures	Are there ongoing general fund expenditures in excess of one percent of the total general fund expenditures that are funded with one-time resources?	X	
S3	Using Ongoing Revenues to Fund One-time Expenditures	Are there large non-recurring general fund expenditures that are funded with ongoing general fund revenues?	X	
S4	Contingent Revenues	Are any projected revenues for the budget or two subsequent fiscal years contingent on reauthorization by the local government, special legislation, or other definitive act (e.g., parcel taxes, forest reserves)?	X	
S5	Contributions	Have contributions from unrestricted to restricted resources, or transfers to or from the general fund to cover operating deficits, changed by more than the standard for the budget or two subsequent fiscal years?		X
SUPPLEMENTAL INFORMATION (continued)			**No**	**Yes**
S6	Long-term Commitments	Does the district have long-term (multiyear) commitments or debt agreements?		X
		• If yes, have annual payments for the budget or two subsequent fiscal years increased over prior year's (2024-25) annual payment?		X
S7a	Postemployment Benefits Other than Pensions	Does the district provide postemployment benefits other than pensions (OPEB)?		X
		• If yes, are they lifetime benefits?		X
		• If yes, do benefits continue beyond age 65?		X
		• If yes, are benefits funded by pay-as-you-go?		X
S7b	Other Self-insurance Benefits	Does the district provide other self-insurance benefits (e.g., workers' compensation, employee health and welfare, or property and liability)?		X
S8	Status of Labor Agreements	Are salary and benefit negotiations still open for:		
		• Certificated? (Section S8A, Line 1)	X	
		• Classified? (Section S8B, Line 1)	X	
		• Management/supervisor/confidential? (Section S8C, Line 1)	X	
S9	Local Control and Accountability Plan (LCAP)	• Did or will the school district's governing board adopt an LCAP or an update to the LCAP effective for the budget year?		X
		• Adoption date of the LCAP or an update to the LCAP:	**06/26/2025**	
S10	LCAP Expenditures	Does the school district's budget include the expenditures necessary to implement the LCAP or annual update to the LCAP as described in the Local Control and Accountability Plan and Annual Update Template?		X
ADDITIONAL FISCAL INDICATORS			**No**	**Yes**
A1	Negative Cash Flow	Do cash flow projections show that the district will end the budget year with a negative cash balance in the general fund?	X	
A2	Independent Position Control	Is personnel position control independent from the payroll system?		X
A3	Declining Enrollment	Is enrollment decreasing in both the prior fiscal year and budget year?		X
A4	New Charter Schools Impacting District Enrollment	Are any new charter schools operating in district boundaries that are impacting the district's enrollment, either in the prior fiscal year or budget year?	X	
A5	Salary Increases Exceed COLA	Has the district entered into a bargaining agreement where any of the budget or subsequent fiscal years of the agreement would result in salary increases that are expected to exceed the projected state funded cost-of-living adjustment?	X	
ADDITIONAL FISCAL INDICATORS (continued)			**No**	**Yes**
A6	Uncapped Health Benefits	Does the district provide uncapped (100% employer paid) health benefits for current or retired employees?	X	
A7	Independent Financial System	Is the district's financial system independent from the county office system?	X	

A8	Fiscal Distress Reports	Does the district have any reports that indicate fiscal distress? If yes, provide copies to the COE, pursuant to EC 42127.6(a).	X	
A9	Change of CBO or Superintendent	Have there been personnel changes in the superintendent or chief business official (CBO) positions within the last 12 months?		

2025-26 Budget Adoption

Budget Cycle

Budgeting for school districts is a continuous, year-round process



First Interim

On or before December 15

Actual revenues and expense July 1 to October 31 with projections for remainder of current and two future fiscal years

Unaudited Actuals

On or before September 15

Details actual ending balances, all revenues and expenditures for the fiscal year ended June 30

Adopted Budget

On or before July 1

Details spending plan of district and includes estimated actual ending balances for prior fiscal year

Second Interim

On or before March 15

Actual revenues and expense July 1 to January 31 with projections for remainder of current and two future fiscal years

Certification Definitions

Positive

The District, based on current projections, **will be able** to meet its financial obligations for a the current and subsequent two fiscal years

Qualified

The District, based on current projections, **may not be able** to meet its financial obligations for the current and subsequent two fiscal years

Negative

The District, based on current projections, **will be unable** to meet its financial obligations for the current and subsequent two fiscal years

Current projections are based on Estimated Actuals and Multiyear Projection (MYP)

State Budget Proposal for 2025-26
COLA and CalSTRS/CalPERS

Cost of Living Adjustment (COLA)

	2024-25	2025-26	2026-27	2027-28
Department of Finance Statutory COLA	1.07%	2.30%	3.02%	3.42%

CalSTRS and CalPERS employer contributions:

	2024-25	2025-26	2026-27	2027-28
CalSTRS	19.10%	19.10%	19.10%	19.10%
CalPERS – May Revise Budget 2025-26	27.05%	26.8%	26.9%	27.8%

Proposed Budget Assumptions

Revenues

- Projected Funded ADA – based on 94% enrollment and three-year average

2024-25	2025-26	2026-27	2027-28
13,519	13,321	13,188	13,057

- Assumes all changes that were presented by the Governor in the May Revise
- Funded LCFF
  - LCFF revenues computed using the three-year average
  - 94% average daily attendance (ADA)
- Reduced one-time revenues no longer received in the multi-year projection
- Added one-time revenues based on Governor's May Revise
- Assumed nominal decline off federal funds, monitoring
- Did not adopt gift revenues, not guaranteed
- Did not budget carryover, will finalize at year end



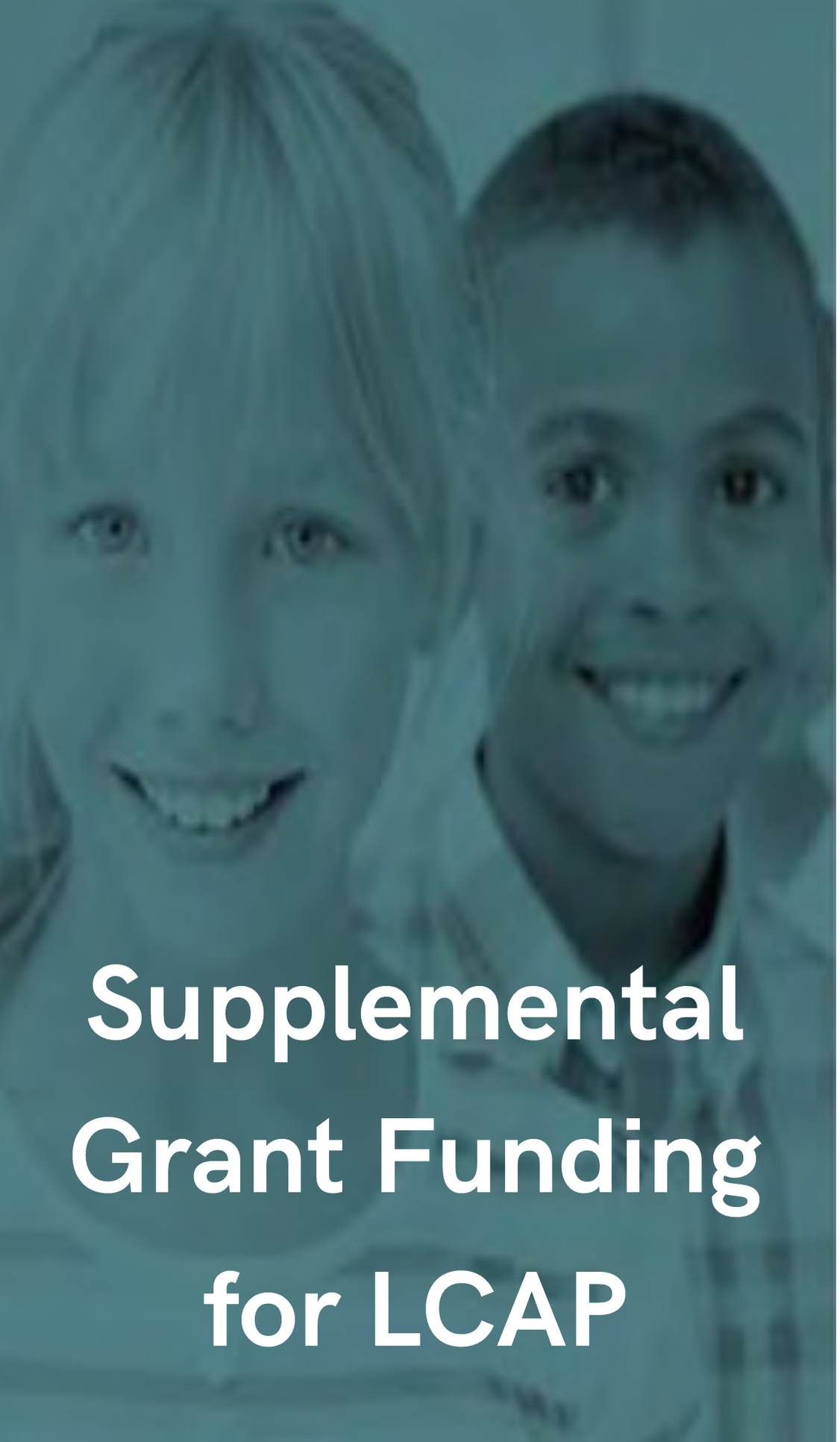

Supplemental Grant Funding for LCAP

Supplemental Funding is Received for:

- Students who are English learners
- Students who receive free or reduced price meals
- Foster Youth

In order to receive Supplemental Grant funding, Districts need to have an unduplicated pupil count of 20%. In order to receive Concentration Grant funding, Districts needs to have an unduplicated pupil count of 55% or greater. Burbank USD only receives Supplemental Grant Funding

2024-25	2025-26	2026-27	2027-28
Supplemental Grant - Unduplicated Pupil Count			
37.30%	38.37%	38.27%	37.89%
11,440,151	11,970,073	12,216,541	12,426,579

2025-26 Proposed Adopted Budget

General Fund Revenues

Combined Unrestricted and Restricted Funding	2024-25 Estimated Actuals	2025-26 Proposed Budget	2026-27 Projected Budget	2027-28 Projected Budget
LCFF Source Revenues	$165,266,871	$170,073,136	$174,022,360	$178,649,839
Federal Revenues	$7,309,412	$7,984,906	$7,905,057	$7,826,006
Other State Revenues	$29,743,766	$31,192,954	$26,929,896	$26,929,896
Other Local Revenues	$4,956,346	$3,734,026	$3,704,186	$3,704,186
TOTAL	**$207,276,395**	**$212,985,021**	**$212,561,499**	**$217,109,927**

Proposed Budget Assumptions
Expenditures

- Consumer Price Index – CPI

2024-25	2025-26	2026-27	2027-28
3.07%	3.42%	2.98%	2.77%

- Step and Column increases
- Operational Site Budgets
- Department Meetings/Plans
- LCAP Plan
- STRS/PERS changes
- One-Time Funding Expenditure Plans (Tentative)

2025-26 Proposed Adopted Budget

General Fund Expenditures

Unrestricted and Restricted Combined	2024-25 Estimated Actuals	2025-26 Proposed Budget	2026-27 Projected Budget	2027-28 Projected Budget
Certificated Salaries	$85,129,071	$83,393,276	$83,753,630	$84,315,771
Classified Salaries	$38,225,031	$40,179,431	$40,629,440	$40,874,490
Benefits	$49,028,123	$52,385,479	$53,220,195	$54,382,342
Books and Supplies	$6,581,336	$9,316,616	$6,316,616	$6,316,616
Services	$41,334,610	$41,046,634	$40,296,634	$40,296,634
Capital Outlay	$2,527,580	$187,964	$187,964	$187,964
Other Outgo	$1,556,385	$1,250,000	$1,250,000	$1,250,000
Other Adjustments	-$657,079	-$780,996	-$780,996	-$780,996
TOTAL	**$223,725,057**	**$226,978,403**	**$224,873,484**	**$226,842,821**

Contributions & Transfers In/Out

	2024-25	2025-26	2026-27	2027-28
Special Education	$36,595,868	$43,196,081	$43,455,363	$43,714,645
On-Going and Major Maintenance	$6,752,503	$6,869,352	$6,910,585	$6,951,818
Rental of District Property	-$281,486	-$283,706	-$285,409	-$287,112
City of Burbank- Joint Use	$133,242	$197,960	$199,148	$200,336
Retiree Benefits	*$2,401,422*	*$2,000,000*	*$2,012,005*	*$2,024,010*
Total	$43,200,127	$49,979,687	$50,279,687	$52,603,696

Ending Fund Balance in Excess of Reserve for Economic Uncertainties (REU)

Per Ed Code Section 42127(a)(2)(B) Districts must provide information at a public hearing prior to budget adoption on all balances assigned and unassigned in excess of the minimum recommended reserve for economic uncertainties (REU)

- Senate Bill (SB) 751 (Hill, Statues of 2017) sets the threshold for triggering the cap on district reserves and the limits of how much school districts can maintain in their local reserves
- SB 751 caps district reserves at 10% using assigned/unassigned ending balance of General and Special Reserve For Other Than Capital Outlay Funds

EA & Adopted

Description	Object Code	Estimated Actuals 2024-2025			Adopted Budget 2025-26		
A. Revenues		Unrestricted	Restricted	Combined	Unrestricted	Restricted	Combined
LCFF Sources	8010-8099	165,266,870.60	$0	$165,266,871	$170,073,136	$0	$170,073,136
Federal Revenue	8100-8299	0.00	$7,309,412	$7,309,412	$0	$7,984,906	$7,984,906
Other State Revenues	8300-8599	6,568,883.00	$23,174,883	$29,743,766	$4,887,239	$26,305,715	$31,192,954
Other Local Revenues	8600-8799	1,349,575.00	$3,606,771	$4,956,346	$750,000	$2,984,026	$3,734,026
Total Revenue		**173,185,328.60**	**$34,091,066**	**$207,276,395**	**$175,710,375**	**$37,274,646**	**$212,985,021**
B. Expenditures							
Certificated Salaries	1000-1999	67,176,285.83	$17,952,785	$85,129,071	$64,811,621	$18,581,654	$83,393,276
Classified Salaries	2000-2999	20,629,776.26	$17,595,255	$38,225,031	$21,434,093	$18,745,338	$40,179,431
Employee Benefits	3000-3999	34,425,387.51	$14,602,736	$49,028,123	$36,444,067	$15,941,412	$52,385,479
Books and Supplies	4000-4999	1,567,093.47	$5,014,242	$6,581,336	$1,753,339	$7,563,277	$9,316,616
Services and Other Operating Expenditures	5000-5999	8,024,479.59	$33,310,131	$41,334,610	$9,338,690	$31,707,943	$41,046,634
Capital Outlay/Depreciation	6000-6999	2,029,301.52	$498,279	$2,527,580	$124,900	$63,064	$187,964
Other Outgo (excluding Transfers of Indirect Costs)	7100-7299, 7400-7499	1,426,252.76	$130,133	$1,556,385	$1,200,000	$50,000	$1,250,000
Other Outgo - Transfers of Indirect Costs	7300-7399	(1,507,154.48)	$850,075	-$657,079	-$1,789,730	$1,008,735	-$780,996
Total Expenditures		**133,771,422.46**	**$89,953,635**	**$223,725,057**	**$133,316,980**	**$93,661,423**	**$226,978,403**
C. Excess (Deficiency) of Revenues over Expenditures before Other Financing Sources and Uses		39,413,906.14	-$55,862,569	-$16,448,663	$42,393,395	-$56,386,777	-$13,993,382
D. Other Financing Sources/Uses							
Interfund Transfers							
Transfers In	8900-8929	0.00	$0	$0	$0	$0	$0
Transfers Out	7600-7629	2,401,421.86	$0	$2,401,422	$2,000,000	$0	$2,000,000
Contributions	8980-8999	(43,200,786.01)	$43,200,786	$0	-$49,979,687	$49,979,687	$0
Net Increase (Decrease) in Fund Balance		**(6,188,301.73)**	**-$12,661,783**	**-$18,850,084**	**-$9,586,292**	**-$6,407,090**	**-$15,993,382**
F. Fund Balance, Reserves/Net Position							
Beginning Fund Balance/Net Position							
As of July 1 - Unaudited	9791	37,700,342.95	$32,630,288	$70,330,631	$31,512,041	$19,968,505	$51,480,546
Ending Balance/Net Position, June 30		**31,512,041.22**	**$19,968,505**	**$51,480,546**	**$21,925,749**	**$13,561,415**	**$35,487,165**
Components of Ending Fund Balance							
Vacation Liability	9780				$300,000		
Unassigned/Unappropriated		$18,232,623			$8,127,045		
Reserve for Economic Uncertainties	9789	$6,639,709			$6,749,352		
Board Approved Reserve	9789	$6,639,709			$6,749,352		

Multiyear Projection

Description	Object Code	Projected Budget 2026-27			Projected Budget 2027-28		
A. Revenues		Unrestricted	Restricted	Combined	Unrestricted	Restricted	Combined
LCFF Sources	8010-8099	$174,022,360	$0	$174,022,360	$178,649,839	$0	$178,649,839
Federal Revenue	8100-8299	$0	$7,905,057	$7,905,057	$0	$7,826,006	$7,826,006
Other State Revenues	8300-8599	$4,887,239	$22,042,657	$26,929,896	$4,887,239	$22,042,657	$26,929,896
Other Local Revenues	8600-8799	$750,000	$2,954,186	$3,704,186	$750,000	$2,954,186	$3,704,186
Total Revenue		**$179,659,599**	**$32,901,900**	**$212,561,499**	**$184,287,078**	**$32,822,849**	**$217,109,927**
B. Expenditures							
Certificated Salaries	1000-1999	$63,463,861	$20,289,769	$83,753,630	$65,798,757	$18,517,014	$84,315,771
Classified Salaries	2000-2999	$20,674,155	$19,955,285	$40,629,440	$22,445,706	$18,428,784	$40,874,490
Employee Benefits	3000-3999	$36,072,590	$17,147,605	$53,220,195	$38,041,879	$16,340,463	$54,382,342
Books and Supplies	4000-4999	$1,753,339	$4,563,277	$6,316,616	$1,753,339	$4,563,277	$6,316,616
Services and Other Operating Expenditures	5000-5999	$11,588,690	$28,707,943	$40,296,634	$11,588,690	$28,707,943	$40,296,634
Capital Outlay/Depreciation	6000-6999	$124,900	$63,064	$187,964	$124,900	$63,064	$187,964
Other Outgo (excluding Transfers of Indirect Costs)	7100-7299, 7400-7499	$1,200,000	$50,000	$1,250,000	$1,200,000	$50,000	$1,250,000
Other Outgo - Transfers of Indirect Costs	7300-7399	-$1,789,730	$1,008,735	-$780,996	-$1,789,730	$1,008,735	-$780,996
Total Expenditures		**$133,087,806**	**$91,785,678**	**$224,873,484**	**$139,163,540**	**$87,679,281**	**$226,842,821**
C. Excess (Deficiency) of Revenues over Expenditures before Other Financing Sources and Uses		$46,571,793	-$58,883,778	-$12,311,985	$45,123,538	-$54,856,431	-$9,732,894
D. Other Financing Sources/Uses							
Interfund Transfers							
Transfers In	8900-8929	$0	$0	$0	$0	$0	$0
Transfers Out	7600-7629	$2,100,000	$0	$2,100,000	$2,200,000	$0	$2,200,000
Contributions	8980-8999	-$50,279,687	$50,279,687	$0	-$50,579,687	$50,579,687	$0
Net Increase (Decrease) in Fund Balance		**-$5,807,894**	**-$8,604,091**	**-$14,411,985**	**-$7,656,149**	**-$4,276,745**	**-$11,932,894**
F. Fund Balance, Reserves/Net Position							
Beginning Fund Balance/Net Position							
As of July 1 - Unaudited	9791	$21,925,749	$13,561,415	$35,487,165	$16,117,856	$4,957,324	$21,075,179
Ending Balance/Net Position, June 30		**$16,117,856**	**$4,957,324**	**$21,075,179**	**$8,461,707**	**$680,579**	**$9,142,286**
Components of Ending Fund Balance							
Vacation Liability	9780	$300,000			$300,000		
Unassigned/Unappropriated		$2,451,447			$1,422,422		
Reserve for Economic Uncertainties	9789	$6,683,205			$6,739,285		
Board Approved Reserve	9789	$6,683,205					

EPA Spending Plan
2025-26

- Educational Protection Account is an accumulation of new revenues generated by Proposition 30
- The District must have the Board of Education approve a Resolution for LA County of Education outlining our spending plan
- The EPA funds are part of the LCFF funding formula which is estimated to be **$27,095,803** for 2025-26 Fiscal Year
- The District plans to spend 100% on Certificated teacher salaries and related benefits
- Revenue and Expenditures must be posted on the District website
- The EPA must be audited by our external auditors

Challenges

- The economy is facing significant headwinds and is entering turbulent territory
- Many factors pose significant risk to the economy, the State Budget, and the long-term forecast
- Staffing challenges continue, leaving the District with many unfilled positions and high contractor costs

Feel free to reach out if you have any questions.

Thank you!

Phone Number
818-729-4473
818-729-4450

Email Address
andrewcantwell@burbankusd.org
mariamabdelhamid@burbankusd.org

Burbank Unified School District
Administrative Services

REPORT TO THE BOARD

TO:	Members of the Board of Education
FROM:	Andrew Cantwell, Assistant Superintendent of Administrative Services
PREPARED BY:	Mariam Abdelhamid, Ph.D., Director of Fiscal Services
SUBMITTED BY:	Terri Ramirez-Adams, Senior Administrative Assistant
DATE:	June 5, 2025
SUBJECT:	Report on Excess Reserves

Background:

Per Education Code Section 42127(a)(2)(B), districts that propose to adopt a budget that includes a combined assigned and unassigned ending fund balance in excess of the minimum recommended reserve for economic uncertainties (REU) must provide the following information at the public hearing for their proposed budget prior to budget adoption:

- The minimum reserve for REU level required in each year identified in the budget
- The amount of assigned and unassigned ending fund balance that exceeds the REU in each year
- Reasons for the REU being greater than the minimum

District's required REU level:

The District is required to retain a 3% REU, the Board of Education recognizing their duty to maintain fiscal solvency set Board policy to reserve an additional 3%.

District's Assigned and Unassigned Ending Fund Balances:

	2025-26	2026-27	2027-28
Beginning Balance (R&UR)	$51,480,546.39	$35,487,164.53	$21,075,179.39
Revenue (R&UR)	$212,985,021.33	$212,561,498.86	$217,109,927.29
Expense (R&UR)	$226,978,403.18	$224,873,483.99	$226,842,820.98
Non-Spendable	$ -	$ -	$ -
Vacation Liability	$300,000.00	$300,000.00	$300,000.00
Committed	$ -	$ -	$ -
Assigned LCAP Supplemental	$ -	$ -	$ -

Restricted Ending Fund Balance	$13,561,415.06	$4,957,323.57	$680,578.72
Reserve (REU) 3%	$6,749,352.10	$6,683,204.52	$6,739,284.63
Board REU up to 3%	$6,749,352.10	$6,683,204.52	$ -
Unassigned Fund Balance	$8,127,045.28	$2,451,446.78	$1,422,422.33

District's Reasons for Unassigned Ending Fund Balance in Excess of REU:

It is prudent for the District to carry an amount over the required and Board approved reserved to protect against the volatility of state revenues.

Financial Impact:

None

Recommendations:

Andrew Cantwell, Assistant Superintendent of Administrative Services, will report on the Ending Fund Balance in Excess of reserve for economic uncertainties (REU), as presented.

Burbank Unified School District
Administrative Services

REPORT TO THE BOARD

TO:	Members of the Board of Education
FROM:	Andrew Cantwell, Assistant Superintendent of Administrative Services
PREPARED BY:	Mariam Abdelhamid, Director of Fiscal Services
SUBMITTED BY:	Terri Ramirez-Adams, Senior Administrative Assistant
DATE:	June 5, 2025
SUBJECT:	Report on the Education Protection Account (EPA) 2025-2026

Background:
Proposition 30, The Schools and Local Public Safety Protection Act of 2012, approved by the voters on November 6, 2012 temporarily increases the states sales tax rate for all taxpayers and the personal income tax rates for upper-income taxpayers.

The new revenues generated from Proposition 30 are deposited into a State account called the Education Protection Account (EPA). EPA funds are based on the proportionate share of the statewide revenue limit amount. A corresponding reduction is made to the local education agency's (LEA's) Local Control Funding Formula (LCFF) equal to the amount of their EPA entitlement.

California School District funding is comprised of three funding sources: State Aid, EPA and Property Taxes. The addition of the EPA funding source does not increase the amount of LCFF due to the District. The state aid portion is decreased accordingly.

Discussion/Issues:
At the beginning of each year, the Department of Finance will estimate the amount that will be transferred into the EPA. The 2025-2026 estimate of the EPA is the funds will be distributed in equal payments quarterly during the last 10 days of September, December, March and June.

EPA revenue funds will be deposited into restricted resource 1400, using revenue object code 8012.

Along with EPA came additional reporting requirements:

1) Each year the Board of Education must approve a spending plan for the EPA money (LACOE is requesting approval in the form of a board resolution).
2) The EPA funds cannot be used for the salaries or benefits of administrators or administrative costs.
3) The District must publish on its website the amount of EPA money received and how it was spent.
4) An annual audit will be required to verify that EPA funds were spent in accordance with the requirements of Proposition 30. The cost of this audit can be paid with EPA funds.
5) For fiscal years 2013-2014 through 2025-2026 the spending plan must be approved at the time the budget is adopted.

Spending Plan:
The District plans to use 100% of the EPA funding for certificated teacher salaries and related benefits. The estimated EPA for fiscal year 2025-2026 is $27,095,803.

Financial Impact:
None

Recommendations:
Andrew Cantwell, Assistant Superintendent of Administrative Services, will report on the Education Protection Account (EPA) 2025-26, as presented.

Burbank Unified School District
Instructional Services

REPORT TO THE BOARD

TO:	Members of the Board of Education
FROM:	Peter Knapik, Assistant Superintendent, Educational Services Robyn Anders, Director of Instructional Technology & Accountability
PREPARED BY:	Robyn Anders, Director of Instructional Technology & Accountability
SUBMITTED BY:	Glenda Diaz Nolasco, Administrative Secretary II
DATE:	June 5, 2025
SUBJECT:	First Reading of the 2025-2026 Burbank Unified School District Local Control Funding Formula (LCFF) and Local Control and Accountability Plan (LCAP)

Background:

In 2013, the Governor of California proposed full funding flexibility for local school districts called the Local Control Funding Formula (LCFF). Prior to LCFF, California schools were funded through the Revenue Limit System. Revenue limits were created in response to a lawsuit over inequities in funding per pupil based on the relative wealth of each school district. Under revenue limits, each district had a base revenue limit, which was a set dollar amount per pupil. A district's revenue limit entitlement was its base revenue limit multiplied by the number of students attending its schools. The number of students was measured by the district's average daily attendance (ADA). The revenue limit entitlement was funded by local property taxes and state aid. A percentage of the property tax revenue generated by real property located within a district was assigned to the district; state aid made up the difference between a district's entitlement and its property tax revenue. If a district's property tax revenue exceeded its entitlement, it retained these "excess taxes". The sum of the entitlement and any excess taxes were a district's revenue limit funds.

LCFF requires school district stakeholders to develop a Local Control and Accountability Plan (LCAP) to spend the supplemental grant, concentration grant, and base grant funding. Supplemental grant funding and concentration grant can be used for targeted programs for high-need students or by running school-wide or district-wide programs that can serve additional students as well. The LCAP shall be used to provide details regarding the actions and expenditures to support pupil outcomes and overall performance pursuant to Education Codes 52060, 52062, 52066, 47605, 47605.5, and 47606.5. The LCAP must describe goals and specific actions to achieve those goals for all pupils and each subgroup defined in Education Code section 52052. The district must adopt a three-year plan and update it annually according to the data results.

The LCAP is a comprehensive planning tool. Each LCAP goal must be aligned to one or more of the eight state priorities. The eight state priorities are as follows: Student Engagement, Other Student Outcomes, Parental Involvement, Access to a Broad Curriculum, Common Core State Standards, Basic Services, School Climate, and Student Achievement. There are three sections to the LCAP and each section contains guiding questions that must be addressed, as well. The three LCAP sections are Stakeholder Engagement, Goals and Progress Indicators, and Actions, Services, and Expenditures.

District-Wide Goals for 2022-2023:

1. Students will be career/college ready via high-quality instruction.
2. Students will be physically, emotionally, and mentally healthy.
3. Recruit and retain highly qualified employees.
4. Maintain Efficient and effective operations.

Discussion/Issues:

The Burbank Unified School District's LCAP document has been the result of several months of educational partner input, review of performance metrics, and program data. There have been five LCAP Advisory Committee meetings throughout the school year, and progress on the Plan has been discussed at several Board of Education meetings.

On June 5, 2025, the Burbank Unified School District LCAP will be submitted for a first reading, as required by Education Code. The District's goal is to have the Board of Education adopt the LCAP on June 26, 2025. The BUSD LCAP will then be submitted to the Los Angeles County Office of Education for approval.

Fiscal Impact:

The fiscal impact on the district will be determined as district goals and school site goals are drafted. The fiscal impact will not exceed the amount budgeted under LCFF or the supplemental grant funding BUSD receives.

Recommendation:

Peter Knapik, Assistant Superintendent, Educational Services, and Robyn Anders, Director of Instructional Technology & Accountability, will report on the 2025-2026 Burbank Unified School District's Local Control and Accountability Plan (LCAP), as presented.

2024-2027
BUSD LOCAL CONTROL & ACCOUNTABILITY PLAN (LCAP) FIRST READING

YEAR TWO OF A THREE-YEAR CYCLE IN 2025-2026

BURBANK UNIFIED SCHOOL DISTRICT

25-26 LCAP ADOPTION PROCESS

PLANNING FOR SUPPLEMENTAL BUDGET FOR THE 2025-2026 SCHOOL YEAR AND PLAN REVISIONS

LCAP MUST ADDRESS EIGHT STATE PRIORITIES

- Student access to basic school services.
  - Teacher assignments based on credentials
  - Textbooks and instructional materials
  - Facilities in good repair
- Implementation of academic standards.
- Parent involvement and participation.
- Student achievement and outcomes along multiple measures.
- Student engagement, attendance, absenteeism, graduation rate, drop-out rate.
- School climate, suspension rate, expulsion rate, and other locally identified means.
- Pupil access and enrollment in a broad course of study.
- Other student outcomes in subjects in a broad course of study.

LCAP MUST IDENTIFY LOCALLY SET GOALS

1. Students will be career/college ready via high-quality instruction of State Standards as measured by State, federal, and District assessment tools including the California Dashboard with success as indicated in the goal one metrics

2. Students will be physically, emotionally, and mentally healthy and supported through Parental Involvement as measured by State, federal, and District assessment tools including the California Dashboard with success as indicated in the goal two metrics

3. Recruit and retain quality employees as measured by full employment of teaching staff with appropriate credentials and placed in appropriate assignments following Williams compliance.

4. Efficient and effective operations as measured by appropriate facilities especially classrooms that are conducive to the needs of the instructional program from the first day of the school year meeting Williams facilities requirements.

LOCAL CONTROL FUNDING FORMULA (LCFF)

BURBANK UNIFIED SCHOOL DISTRICT

- Local Control Funding Formula (LCFF)
  - A State of California funding formula to fund school districts
  - Base Funding (Calculated with Student Average Daily Attendance (ADA) in grades TK-3; 4-6; 7-8; 9-12)
  - Supplemental Funding (Unduplicated student count/Counted once)
    - English Language Learners
    - Students in Foster Care
    - Students who are Experiencing Homeless
    - Students who are socio-economically disadvantaged (based on participation in the National School Lunch Program)
  - Concentration Funding
    - Targeted Unduplicated Pupils exceeding 55% of district enrollment

Schools	Total Enrollment	F & R Meal Program	Foster	Homeless	English Learners	Total Unduplicated Count
2024-2025						
Elementary Schools	5828	1852	6	15	953	2248
Middle Schools	3314	1123	2	11	339	1247
High Schools	5006	1574	7	28	500	1858
BUSD	14173	**4549**	16	54	1792	5361
2023-2024						
Elementary Schools	5396	1441	7	13	865	1958
Middle Schools	3239	1023	5	5	311	1269
High Schools	5143	1470	9	21	439	1832
BUSD	14241	4127	25	42	1717	5319
2022-2023						
Elementary Schools	5861	1787	9	14	873	2172
Middle Schools	3290	1133	10	5	262	1226
High Schools	5184	1643	10	19	413	1842
BUSD	14370	4573	29	38	1550	5251

UNDUPLICATED PUPIL COUNT

Students only count once, regardless of if they are included in multiple categories

BURBANK UNIFIED SCHOOL DISTRICT

2024-2025 LCAP MEETINGS AND ADOPTION TIMELINE

BURBANK UNIFIED SCHOOL DISTRICT

- Budget Update - November 13, 2024
- LCFF Overview & Initial Budget Discussion- January 22, 2025
- Goal One Overview - February 12th, 2025
- Goal Two & Goal Three (Educational Services & Human Resources) - February 26th, 2025
- LCAP Budget Update and 25-26 Budget Proposal March 12th, 2025

- June 5th, 2025 - School Board Meeting - LCAP Presentation (First Reading)
- June 26th, 2025 - School Board Meeting - Final LCAP Adoption

OVERVIEW OF 24-25 LCAP MEETINGS

- Presentations of Supplemental Budget
  - Initial Supplemental Budget
  - 1st Interim Estimates
  - 2nd Interim Estimates
  - Projections for 24-25 Supplemental Budget
- Meetings included a review of one or more of the LCAP Goals
  - Data review to measure the progress of the goal
  - Question and Answers based on the data review
  - Discussion on the activities designed to carry out the goal
- Finalize recommendations for the Superintendent and School Board

25-26 LCAP BUDGET PROPOSAL

PLANNING FOR SUPPLEMENTAL BUDGET FOR THE 2025-2026 SCHOOL YEAR

25-26 BUDGET PLANNING
SUPPLEMENTAL FUNDING (LCAP)

BURBANK UNIFIED SCHOOL DISTRICT

- **2021-22 Carryover $3,265,474**
- **2022-23 Carryover** **$2,107,723**
- **2023-24 Carryover $1,190,109**
  - 2024-25 Projected Revenues $11,351,994
  - 2024-25 Projected Expenditures $12,214,541
- **2024-25 Projected Carryover** **$327,562**
  - 2025-26 Potential Revenues $11,351,994
  - 2025-26 Potential Expenditures $12,201,496
- **2025-26 Ending Balance (Carryover)** **- $521,940**

ACTION ITEMS PROPOSED FOR ADJUSTMENT -$1,831,446

Action Item	Reduction	Notes
Secondary Summer School	**$30,000**	Reduce Funding
Hanover Research Group	**$60,000**	Remove funding for Mental Health Survey
DEI Consultant	**$47,000**	Remove from Supplemental Funding
Elementary Curriculum Specialists (2 FTE)	**$278,446**	Reduce Funding & FTE
Elementary Intervention Specialists (11 FTE)	**$1,036,020**	Remove from Supplemental Funding
Elementary Response to Intervention (RTI)	**$75,000**	Reduce Funding and FTE
Interpretation Services/Translators	**$75,000**	Reduce Funding & Hours
DEI Collaboration Time for School Leads	**$10,000**	Reduce Funding & Hours
ELD Instructional Supports for Staff and Materials	**$220,000**	Remove from Supplemental Funding

24-25 BUDGET PLANNING SUPPLEMENTAL FUNDING (LCAP)

BURBANK UNIFIED SCHOOL DISTRICT

Reallocation of Funds

- We have to reduce the budget by at least $500,000.
- We are reducing the budget by $1,831,466

We will have $1,331,466 to be reallocated in the LCAP

Budgeting for New Expenditures	Total Allocations $1,331,275
Elementary Assistant Principals (Miller & Jefferson)	$262,540
Elementary Wellness & Behavior Specialists (3 FTE for 11 schools)	$285,000
Elementary Behavior Interventionists (7 Positions in addition to four existing)	$763,735
Outdoor Science School Support Funding	$20,000

25-26 BUDGET PLANNING SUPPLEMENTAL FUNDING (LCAP)

BURBANK UNIFIED SCHOOL DISTRICT

LCAP Goals	24-25 Budget	24-25 Actuals	25-26 Budget
Goal 1 – Instructional Services	$9,650,210	$9,335,945	$10,290,793
Goal 2 – Educational Services	$2,371,360	$2,386,417	$1,545,475
Goal 3 – Personnel Services	179,926	$97,223	$123,780
Total Projected Expenditures	12,201,496	$11,819,585	$11,960,048
Carry Over	2024-2025 $340,607	2024-2025 $381,911	2025-2026 TBD

25-26 LCAP BUDGET PROPOSAL

SUPPLEMENTAL BUDGET FOR THE 2025-2026 SCHOOL YEAR

25-26 BUDGET PLANNING SUPPLEMENTAL FUNDING (LCAP)

BURBANK UNIFIED SCHOOL DISTRICT

Goal 1 Action Items	Allocation
Elementary Class Size Reduction Grades 4 and 5 (Eight 0.25 FTEs)	$219,098
Elementary ELD Specialists (4 FTEs)	$592,730
Elementary ELD Instructional Assistants	$1,086,694
Dual Immersion Teacher Cost Share (up to 39%)	$685,969
Dual Immersion Instructional Assistants (8 positions)	$139,540
Secondary Designated ELD Teachers	$507,949
Interpreters for Second Language Learner Parents	$78,102
Professional Development Day Costs for All Teachers (1 Day)	$30,000
Induction PD Teacher on Special Assignment (0.2 FTE)	$1,000,000
Elementary Response to Intervention for Reading/Language Arts and Math	$473,376
Middle School Psychologist (2.0 FTEs)	$357,414

25-26 BUDGET PLANNING SUPPLEMENTAL FUNDING (LCAP)

BURBANK UNIFIED SCHOOL DISTRICT

Goal 1 Action Items	Allocation
Behavior Specialists (9.0 FTEs)	$967,073
English Learner Base Program, Supplemental Supports	$467,795
Full Time Curriculum Specialists for nine elementary schools	$1,293,890
Library Coordinators at Elementary Schools	$411,787
Targeted support for Twice Exceptional students who qualify as GATE and are included in the unduplicated count	$70,000
Elementary Assistant Principals (Miller & Jefferson 2.0)	$321,240
Secondary Sheltered ELD Sections (Social Studies and Science)	$511,346
ELD Instructional Assistants, Secondary	$785,156
Culturally Responsive Pedagogy PD (K-12 PLCs in ELA & Math)	$125,000
RTI Assessment Programs (i-Ready Assessment & School City)	$146,634
Outdoor Science School Support Funding	$20,000

25-26 BUDGET PLANNING SUPPLEMENTAL FUNDING (LCAP)

Goal 2 Action Items	Allocation
Monterey Teachers (4.0 FTEs)	$539,767
Family Services Agency of Burbank (FSA) Counseling Program	$131,500
Secondary Summer School Credit Recovery	$100,000
Elementary Wellness & Behavior Specialists (3 FTE)	$264,580
Homeless/Foster/At-Risk Youth Specialist	$53,093
School Climate & Mental Health Surveys (Hanover)	$56,279
Partial SOAR Program Staffing (CDS) (1 teacher; 1 para; 2 specialists)	$400,256

25-26 BUDGET PLANNING SUPPLEMENTAL FUNDING (LCAP)

Goal 3 Action Items	Allocation
DEI Site Teacher Lead Stipends (2-3 per site)	$98,780
DEI Site Lead Collaboration	$25,000

LCAP RESOURCES

- BUSD LCAP Website: https://www.burbankusd.org/lcap
- California School Dashboard: https://www.caschooldashboard.org/
- California Department of Education's LCFF Site http://www.cde.ca.gov/fg/aa/lc
- California Department of Education LCFF Frequently Asked Questions https://www.cde.ca.gov/fg/aa/lc/lcfffaq.asp
- Ed100: What is an LCAP? https://ed100.org/blog/lcap-hub
- California PTA LCAP/LCFF Information https://capta.org/focus-areas/lcfflcap/

LCFF Budget Overview for Parents

Local Educational Agency (LEA) Name: Burbank Unified School District

CDS Code: [CDS Code]

School Year: 2025-26

LEA contact information: Mariam Abdelhamid, Ph.D.8187294450mariamabdelhamid@burbankusd.org

School districts receive funding from different sources: state funds under the Local Control Funding Formula (LCFF), other state funds, local funds, and federal funds. LCFF funds include a base level of funding for all LEAs and extra funding - called "supplemental and concentration" grants - to LEAs based on the enrollment of high needs students (foster youth, English learners, and low-income students).

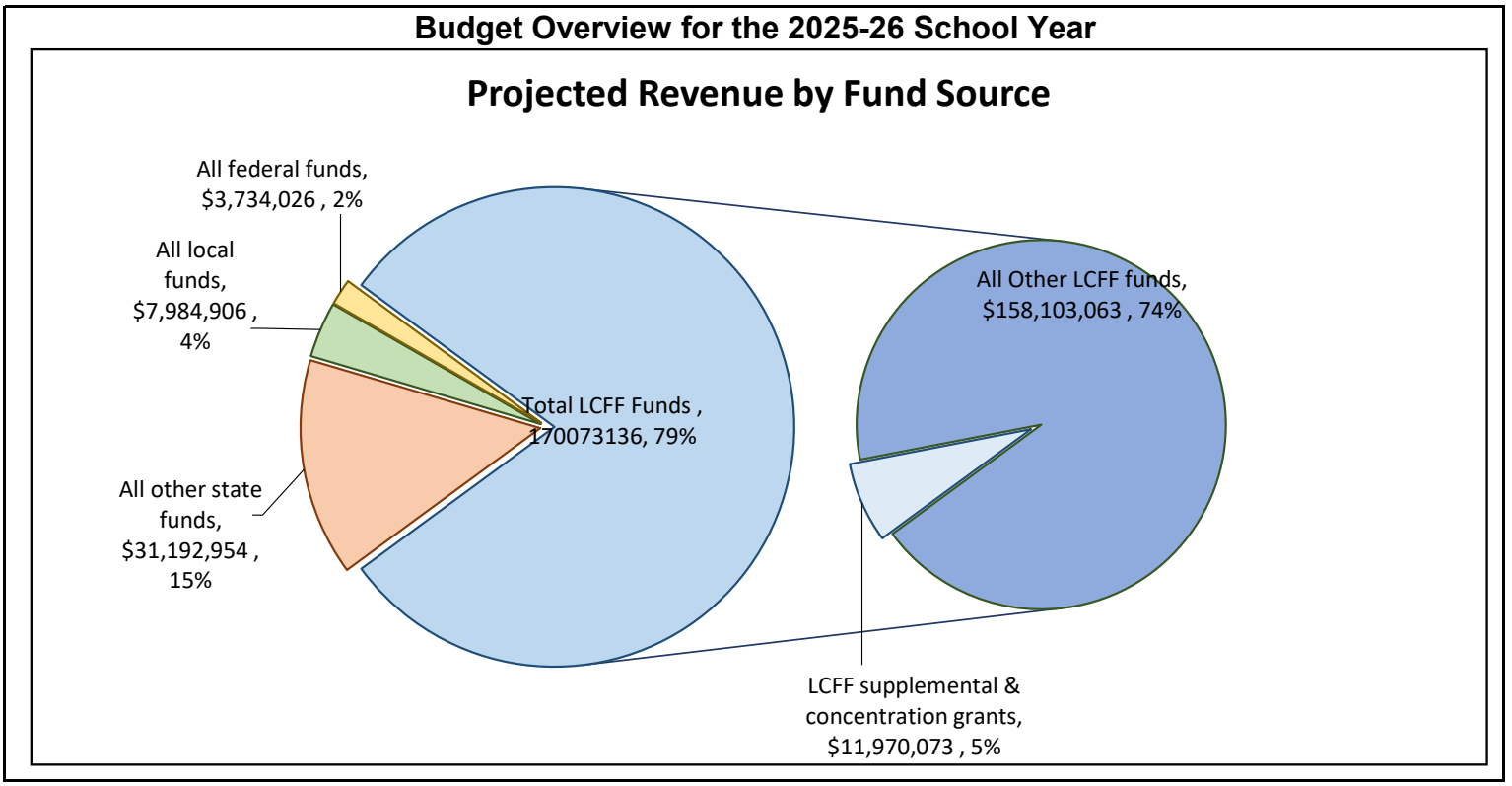

This chart shows the total general purpose revenue Burbank Unified School District expects to receive in the coming year from all sources.

The text description for the above chart is as follows: The total revenue projected for Burbank Unified School District is $212,985,021.33, of which $170,073,136.01 is Local Control Funding Formula (LCFF), $31,192,953.56 is other state funds, $7,984,905.76 is local funds, and $3,734,026.00 is federal funds. Of the $170,073,136.01 in LCFF Funds, $11,970,073.00 is generated based on the enrollment of high needs students (foster youth, English learner, and low-income students).

The LCFF gives school districts more flexibility in deciding how to use state funds. In exchange, school districts must work with parents, educators, students, and the community to develop a Local Control and Accountability Plan (LCAP) that shows how they will use these funds to serve students.

LCFF Budget Overview for Parents

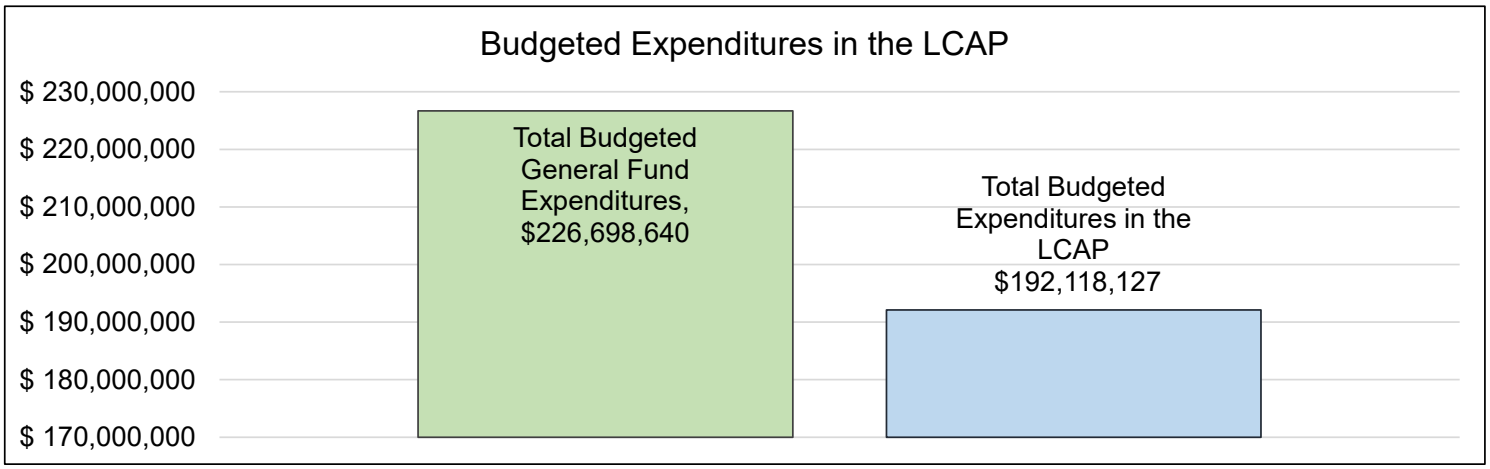

This chart provides a quick summary of how much Burbank Unified School District plans to spend for 2025-26. It shows how much of the total is tied to planned actions and services in the LCAP.

The text description of the above chart is as follows: Burbank Unified School District plans to spend $226,698,639.72 for the 2025-26 school year. Of that amount, $192,118,127.32 is tied to actions/services in the LCAP and $34,580,512.40 is not included in the LCAP. The budgeted expenditures that are not included in the LCAP will be used for the following:

General Fund Budget Expenditures not in included in the LCAP will be primarily used for personnel costs including benefits and retirement contributions. Facility and Maintenance Operations staff, including custodians to provide a clean, safe, and

Increased or Improved Services for High Needs Students in the LCAP for the 2025-26 School Year

In 2025-26, Burbank Unified School District is projecting it will receive $11,970,073.00 based on the enrollment of foster youth, English learner, and low-income students. Burbank Unified School District must describe how it intends to increase or improve services for high needs students in the LCAP. Burbank Unified School District plans to spend $11,960,048.00 towards meeting this requirement, as described in the LCAP. The additional improved services described in the plan include the following:

Update on Increased or Improved Services for High Needs Students in 2024-25

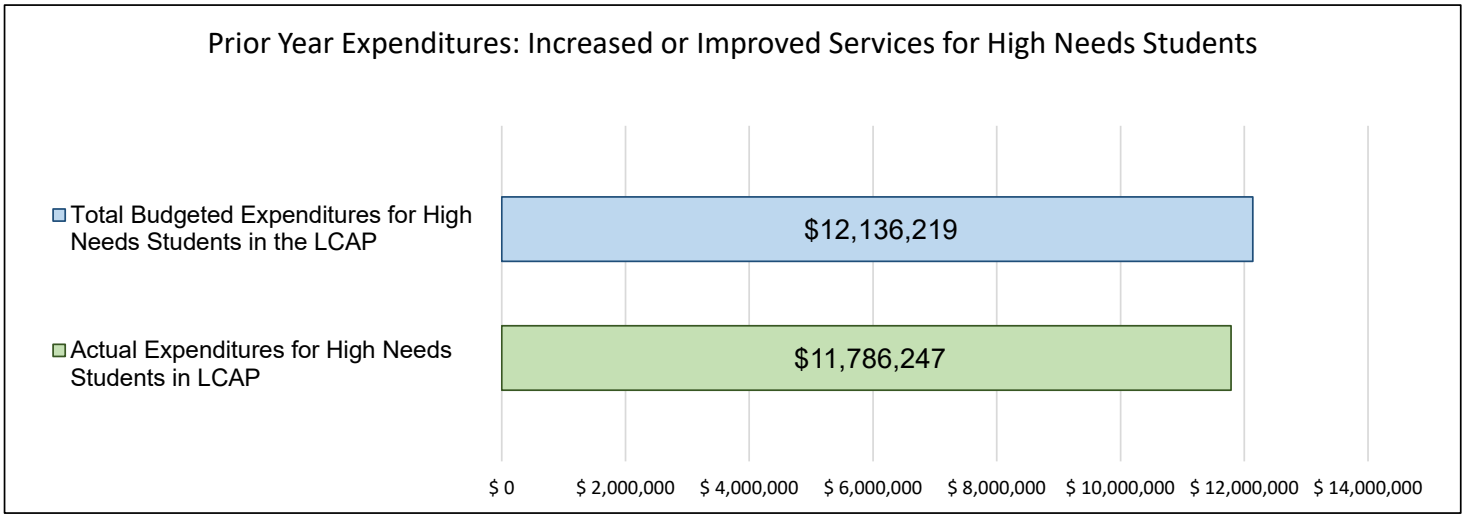

LCFF Budget Overview for Parents

This chart compares what Burbank Unified School District budgeted last year in the LCAP for actions and services that contribute to increasing or improving services for high needs students with what Burbank Unified School District estimates it has spent on actions and services that contribute to increasing or improving services for high needs students in the current year.

The text description of the above chart is as follows: In 2024-25, Burbank Unified School District's LCAP budgeted $12,136,218.98 for planned actions to increase or improve services for high needs students. Burbank Unified School District actually spent $11,786,247.24 for actions to increase or improve services for high needs students in 2024-25. The difference between the budgeted and actual expenditures of $349,971.74 had the following impact on Burbank Unified School District's ability to increase or improve services for high needs students:

Total 2024-2025 expenditures for actions and services to increase or improve services for high needs students was lower than budgeted due to unfilled positions, leaves, or other cost savings in personnel due to position which remained open or vacant for an extended amount of time. In most cases, qualified personnel were not available to fill positions. Additionally, other grant funding was identified in some cases as well.

Local Control and Accountability Plan

The instructions for completing the Local Control and Accountability Plan (LCAP) follow the template.

Local Educational Agency (LEA) Name	Contact Name and Title	Email and Phone
Burbank Unified	Robyn Anders Director of Instructional Technology & Accountability	robynanders@burbankusd.org 8187294517

Plan Summary 2025-2026

General Information

A description of the LEA, its schools, and its students in grades transitional kindergarten-12, as applicable to the LEA. LEAs may also provide information about their strategic plan, vision, etc.

The Burbank Unified School District serves the community of Burbank, a separate municipality with its independent government and services. Burbank is located in the San Fernando Valley and is surrounded by Los Angeles, Hollywood, and North Hollywood. The Burbank Unified School District provides a comprehensive, balanced educational program from Transitional Kindergarten through Grade 12, providing a standards-based curriculum that supports basic skills development and concept development while addressing individual differences and needs. The district is governed by a five-member Board of Education and served by central administrative staff. A diverse and culturally enriched student population attends eleven TK-5 elementary schools, three middle schools, two comprehensive high schools, and a continuation school. In addition, the district offers childcare programs, several special education alternative programs, an Independent Learning Academy (independent study program), a continuation school, and an adult school. The total school enrollment for Burbank Unified School District is 14,207. A variety of socioeconomic and demographic backgrounds make up the Burbank community. BUSD students are 49.77% Caucasian (including Armenian, European, and Middle Eastern), 30.93% Hispanic/Latino, 4.78% Asian, 2.93% Filipino, 1.70% African American, 0.16% American Indian, 0.15% Pacific Islander, 5.98% multiple races or declined to state their ethnicity and 13.88% special needs. The following is the summary of student counts for each unduplicated student group:
- English Learners 1,794; 12.63%
- Foster Youth 15 students; 0.1%
- Students Experiencing Homelessness 55 students; 0.38%

In Burbank, 52 languages are spoken with the top four being English, Armenian, Spanish, Russian, Ukrainian, and Arabic. Approximately 35.51% of BUSD students are considered socioeconomically disadvantaged and 12.61% are English Learners. Funding remains low due to declining enrollment and no active parcel taxes. The amount of supplemental and basic funds in the district is beginning to fall short and will not allow the district to sustain programs and staff in future years. Therefore, reductions will sometimes be seen to conserve funds for future anticipated shortfalls.
The LCAP Plan addresses the Eight State Priorities through the actions and metrics described in this plan. State of California Priorities:
Priority One: Basic (Conditions of Learning)
Priority Two: State Standards (Conditions of Learning)
Priority Three: Parental Involvement (Engagement)
Priority Four: Pupil Achievement (Pupil Outcomes)
Priority Five: Pupil Engagement (Engagement)
Priority Six: School Climate (Engagement)
Priority Seven: Course Access (Conditions of Learning)

Priority Eight: Other Pupil Outcomes (Pupil Outcomes)

No schools in Burbank Unified School District receive LCFF Equity Multiplier funds.

BUSD Goals for 2024-2027
1. Students will be career/college ready via high-quality instruction of State Standards as measured by State, federal, and District assessment tools including the California Dashboard.
2. Students will be physically, emotionally, and mentally healthy and supported through Parental Involvement as measured by State, federal, and District assessment tools including the California Dashboard.
3. Recruit and retain quality employees as measured by full employment of teaching staff with appropriate credentials and placed in appropriate assignments.
4. Efficient and effective operations as measured by appropriate facilities especially classrooms that are conducive to the needs of the instructional program.

Reflections: Annual Performance

A reflection on annual performance based on a review of the California School Dashboard (Dashboard) and local data.

Based on the California Dashboard, the Burbank Unified School District is proud of its historical performance. Below is a quick summary from the Dashboard that helps to describe the progress and successes that the District has made. Previously reported on the California Dashboard for English Language Arts, the academic performance of students in Burbank was a relative strength as indicated by the "green" status from 2017-18 to 2018-19. The 2022-23 Dashboard identified our academic performance as showing High for English Language Arts and Medium for Mathematics. The 2023-2024 Dashboard identifies our academic performance as green for English language arts and yellow for mathematics. Overall, student academic performance in ELA has been well maintained. Graduation rates for Burbank Unified School District have traditionally maintained a high status of green and are identified as blue on the 2024 dashboard. Burbank Unified had a 96.3% graduation rate. The Burbank Unified School District college and career indicator is yellow (50.6% prepared).

The previous and current graduation rate and college and career measures can be attributed to:
- intervention programs at the middle school
- robust credit recovery programs
- a robust summer school program for credit recovery and a limited number of courses offered in the summer for initial credit
- career pathways in media, medical, and engineering
- Dual enrollment courses with the community college in select courses

BUSD considers maintaining a graduation rate of 96.3% a success. The graduation rate of many of our subgroups improved over the past three years, including English Learners, Hispanic students, and socio-economically disadvantaged. Given this data set, the district plans to maintain and build upon its successes, especially in the areas of English Language Arts, Mathematics, English Learner proficiency as measured by ELPAC, Graduation Rates, Chronic Absenteeism, Suspension rates, and strong mental and emotional health. This will be accomplished by having a staff that is well-trained and informed so that they can carry out their responsibilities related to each area. Once the staff are well informed and training the implementation and carry through of academics, and the supports that surround achievement need to be accomplished with fidelity and with a strong sense of purpose. The monitoring of student achievement, staff performance, and parental involvement need to be performed each day by school and District administrators.
The Board of Education must be kept well-informed and set expectations on the performance of staff, parents, and students. Every child and every staff member need to positively contribute to the success story of the District through the eyes of each individual.

CAASPP results used for the academic performance indicators on the 2024 dashboard from the spring of 2024 administration provide the following results:
- English Language Arts – 56.38% Met or Exceeded the Standard
- Mathematics – 43.46% Met or Exceeded the Standard
BUSD has increased intervention support and services to students through increased access to mental health services, intervention applications, and an increase in instructional support personnel.

During the 2024-2025 school year, the LCAP Stakeholder Committee, DELAC Parent Advisory Committee, Superintendent's Cabinet, District Leadership Team, and Principals reviewed the planned expected annual measurable outcomes (AMO) outlined in our 2024-2025 LCAP with historical and current data available, including the California School Dashboard and locally collected data through grade reports, diagnostic assessments, and benchmark assessments. Additionally, the committees determined the effectiveness of each service provided and identified strengths, progress, gaps, and areas needing improvement. We specifically looked at any schools, district subgroups, and school subgroups with the lowest performance level on California Dashboard indicators.

The following district sub-groups received the lowest performance level on one or more state indicators on the 2023 dashboard:
- Foster Youth Students in Academic Performance in English Language Arts and Mathematics.
- Students with Disabilities in Academic Performance in English Language Arts

The following schools received the lowest performance level on one or more state indicators on the 2023 dashboard:

College and Career Indicator:
- All Students at Monterey High School
Chronic Absenteeism Indicator:
- All students at Independent Learning Academy
- All students at John Muir High School
- All students at Walt Disney Elementary School
Suspension Indicator
- All students at Burbank Community Day School
- All students at Monterey High School

The following school sub-groups received the lowest performance level on one or more state indicators on the 2023 dashboard:

Academic Performance in the English Language Arts Indicator:
- English Learners at Dolores Huerta Middle School
- Students with Disabilities at Dolores Huerta Middle School
- Students with Disabilities at Luther Burbank Middle School
Academic Performance in the Mathematics Indicator:
- English Learners at Burbank High School
- English Learners at Dolores Huerta Middle School
- Students with Disabilities at Dolores Huerta Middle School
English Learner Progress Indicator:
- English Learners at George Washington Elementary School
College and Career Indicator:
- Hispanic Students, Socio-Economically Disadvantaged Students, and White Students at Monterey High School
Chronic Absenteeism Indicator:
- Asian Students, Hispanic Students, Students with Disabilities, and Socio-Economically Disadvantaged students at Joaquin Miller Elementary
- English Learners, Hispanic students, Socio-Economically Disadvantaged, Students with Disabilities, and White students at John Muir Middle School
- Hispanic students at R. L. Stevenson Elementary School
- Students with Disabilities at Ralph Emerson Elementary School
- Hispanic and Students with Disabilities at Thomas Jefferson Elementary School
- English Learners and Students with Disabilities at Thomas Edison Elementary School
- English Learners, Hispanic, Socio-Economically Disadvantaged, Students with Disabilities and White students at Walt Disney Elementary School
- White students at William McKinley Elementary School
Suspension Indicator:
- African American students and Students with Disabilities at Burbank High School
- Socio-Economically Disadvantaged students at Burroughs High School
- Hispanic and Socio-Economically Disadvantaged at Dolores Huerta Middle School
- Hispanic, and White students at Monterey High School

The following district sub-groups received the lowest performance level on one or more state indicators on the 2024 dashboard:
- Long Term English Learners in English Language Arts, Mathematics, Suspension Rate, and Chronic Absenteeism
- Foster Youth Students in Suspensions.
- Students experiencing homelessness in Mathematics
- Students with Disabilities in Academic Performance in English Language Arts

The following schools received the lowest performance level on one or more state indicators on the 2024 dashboard:

College and Career Indicator:
- All Students at Monterey High School
Chronic Absenteeism
- All students at Independent Learning Academy
Mathematics Performance
- All students at Independent Learning Academy
English Language Arts Performance
- All students at Independent Learning Academy
English Learner Progress Indicator
- All students at John Burroughs High School
- All students at Independent Learning Academy

The following school sub-groups received the lowest performance level on one or more state indicators on the 2024 dashboard:

Academic Performance in the English Language Arts Indicator:
- English Learners at Burbank High School
- Long-Term English Learners at John Muir Middle School
- Students with Disabilities at Bret Harte Elementary School
- Students with Disabilities at Burbank High School
- Students with Disabilities at John Burroughs High School
- Students with Disabilities at Luther Burbank Middle School
- Students with Disabilities at William McKinley Elementary School
Academic Performance in the Mathematics Indicator:
- English Learners, Socioeconomically Disadvantaged, Students with Disabilities, Hispanic, and White students at Burbank High School
- Socioeconomically Disadvantaged and White students at Independent Learning Academy
- English Learners at Dolores Huerta Middle School
- Long-Term English Learners at John Muir Middle School
English Learner Progress Indicator:
- English Learners at Independent Learning Academy
- English Learners at John Burroughs High School
College and Career Indicator:
- Hispanic Students and Socio-Economically Disadvantaged Students at Monterey High School
Chronic Absenteeism Indicator:
- Long-Term English Learners at John Muir Middle School
- Students with Disabilities at Ralph Emerson Elementary School
Suspension Indicator:
- English Learners at Dolores Huerta Middle School

The following action items will specifically improve services for all district and school subgroups with the lowest performance level in the Academic Performance in the English Language Arts Indicator:
- Goal 1 Action Item 8: Professional Development Day Costs for All Teachers

- Goal 1 Action Item 20: Culturally Responsive Pedagogy Professional Development.
The following action items will specifically improve services for all district and school subgroups with the lowest performance level in the Academic Performance in Mathematics Indicator:
- Goal 1 Action Item 6: Secondary Designated ELD Teachers
- Goal 1 Action Item 8: Professional Development Day Costs for All Teachers
- Goal 1 Action Item 20: Culturally Responsive Pedagogy Professional Development
The following action items will specifically improve services for the English Language Learners at George Washington Elementary
- Goal 1 Action Item 2: Elementary ELD Specialists
- Goal 1 Action Item 3: Elementary ELD Instructional Assistants
- Goal 1 Action Item 10: Elementary Response to Intervention Reading/Language Art and Math
- Goal 1 Action Item 17: Elementary ELD Instructional Supports
The following action items will specifically improve services for Monterey High School and all subgroups with the lowest performance level in the college and career indicator:
- Goal 2 Action Item 1: Monterey Continuation High School Teachers
- Goal 2 Action Item 6: SOAR Program Staff
The following action items will specifically target Walt Disney Elementary, John Muir Middle School, and Independent Learning Academy as well as all subgroups and schools with the lowest performance level in chronic absenteeism:
- Goal 1 Action Item 10: Elementary Response to Intervention Reading/Language Art and Math
- Goal 1 Action Item 11: Middle School Psychologists
- Goal 1 Action Item 16: Professional Development for Twice Exceptional Students
- Goal 1 Action Item 20: Culturally Responsive Pedagogy Professional Development
- Goal 2 Action Item 1: Monterey Continuation High School Teachers
- Goal 2 Action Item 2: FSA School-Based Counseling
- Goal 2 Action Item 3: Secondary Credit Recovery
- Goal 2 Action Item 5: Student Services Attendance Specialist Foster/Homeless
- Goal 2 Action Item 6: SOAR Program Staff

The following action items will specifically improve services for Monterey High School, Burbank Community Day School, and all subgroups with the lowest performance level in the Suspension indicator:
- Goal 1 Action Item 20: Culturally Responsive Pedagogy Professional Development
- Goal 2 Action Item 1: Monterey Continuation High School Teachers
- Goal 2 Action Item 2: FSA School-Based Counseling
- Goal 2 Action Item 3: Secondary Credit Recovery
- Goal 2 Action Item 1: Monterey Continuation High School Teachers
- Goal 2 Action Item 6: SOAR Program Staff

Based on the previously identified results, Burbank Unified School District previously prioritized the need to address chronic absenteeism across all schools and sites specifically the schools and subgroups identified in 2023. Chronic absenteeism rates have increased during the pandemic and distance learning and the return to in-person instruction. They increased to 34.6% in 2021-22 (an increase of 27.9%) after dropping to 6.7% before the pandemic and were reported at 19.7% on the 2022 Dashboard. The current districtwide rate for chronic absenteeism is 13.4%. As the ramifications of the pandemic diminish, we've seen this continue to decline, however, this will be a long-term area of focus.

Mathematics historically is an area for growth. The 2022 Dashboard shows BUSD students scoring 19.1 points below standard on average and the 2023 dashboard shows BUSD students scoring 19 points below the standard. The 2024 Dashboard shows all students at 21.7 points below standard. CAASPP results show students in testing grades as 43.46% Meeting or Exceeding the Standard. Mathematics curriculum and instruction are being addressed through focused professional development on standards, the core curriculum, instructional practices, monitoring, credit recovery, and interventions. There is also professional learning community (PLC) work being done by grade levels and departments. "D" and "F" rates are being closely monitored and when needed an intervention section or assistance is provided. Additionally, BUSD has actively participated in a Math Collaborative through CAL-ED Partners and is seeing initial signs of progress as D and F rates in High School Algebra I continue to decrease year after year.

Services supporting English language arts such as interventions will need to be maintained and refocused so that significant student subgroups need remediation; specifically, students with disabilities at specific schools. Additionally, Long-Term English Learners are in need of support as metrics indicated a decrease in reclassified students in 2020-

2021 during distance learning as noted in our Goal 1 & 2 Metrics.

Lastly, continued innovation and improvements are occurring in the district's Independent Study school to improve student access and performance for students who participate in this program in light of recent legislation and changes to this school.

Burbank Unified has expended all the Learning Recovery Emergency Block Grant (LREBG) funds prior to the 2025-2026 school year.

Reflections: Technical Assistance

As applicable, a summary of the work underway as part of technical assistance.

NA

Comprehensive Support and Improvement

An LEA with a school or schools eligible for comprehensive support and improvement must respond to the following prompts.

Schools Identified

A list of the schools in the LEA that are eligible for comprehensive support and improvement.

Support for Identified Schools

A description of how the LEA has or will support its eligible schools in developing comprehensive support and improvement plans.

Monitoring and Evaluating Effectiveness

A description of how the LEA will monitor and evaluate the plan to support student and school improvement.

Engaging Educational Partners

A summary of the process used to engage educational partners in the development of the LCAP.

School districts and county offices of education must, at a minimum, consult with teachers, principals, administrators, other school personnel, local bargaining units, parents, and students in the development of the LCAP.

Charter schools must, at a minimum, consult with teachers, principals, administrators, other school personnel, parents, and students in the development of the LCAP.

An LEA receiving Equity Multiplier funds must also consult with educational partners at schools generating Equity Multiplier funds in the development of the LCAP, specifically, in the development of the required focus goal for each applicable school.

Educational Partner(s)	Process for Engagement
Burbank Community	Website, Newsletters, Public Meetings, Recordings of Public Meetings, Presentation Materials, and Translation of meetings and materials.
Burbank Unified Parents of Students	Website, Newsletters, Public Meetings, Survey, Recordings of Public Meetings, Presentation Materials, and Translation of meetings and materials.
Burbank Unified Teachers	Website, Newsletters, Public Meetings, Survey, Recordings of Public Meetings, Presentation Materials, and Translation of meetings and materials.
Burbank Unified Students	Website, Newsletters, Public Meetings, Survey, Recordings of Public Meetings, Presentation Materials, and Translation of meetings and materials.
Burbank Unified Staff	Website, Newsletters, Public Meetings, Survey, Recordings of Public Meetings, Presentation Materials, and Translation of meetings and materials.
Burbank Unified Bargaining Units	Individual Meeting with Superintendent and district leadership, Website, Newsletters, Public Meetings, Survey, Recordings of Public Meetings, Presentation Materials, and Translation of meetings and materials.
Burbank Unified Principals	Regular Meetings with Superintendent and district leadership, Website, Newsletters, Public Meetings, Survey, Recordings of Public Meetings, Presentation Materials, and Translation of meetings and materials.
District English Learner Advisory Committee (DELAC)	Presentations and an agenda item at all calendared DELAC Meetings. Website, Newsletters, Public Meetings, Survey, Recordings of Public Meetings, Presentation Materials, and Translation of meetings and materials.
District Administrative Leadership (Cabinet)	Regular Meetings with Superintendent and district leadership, Website, Newsletters, Public Meetings, Recordings of Public Meetings, Presentation Materials, and Translation
Consultation with the SELPA	Provided a copy of plan and accompanying presentations. Responded in writing to feedback.
ASB Student Representatives	District Administrator presented to school ASBs and receive input from student representatives. Website, Newsletters, Public Meetings, Survey, Recordings of Public Meetings, Presentation Materials, and Translation of meetings and materials.

A description of how the adopted LCAP was influenced by the feedback provided by educational partners.

The Burbank Unified School District held ten total public meetings regarding the LCAP adoption process. Five of these meetings were general session LCAP meetings with the Parent Advisory Group and the public. Three of the meetings were with the School Board and the public. The LCAP was presented at four DELAC meetings for our parents of English Language Learners. Additionally, the LCAP was discussed with the district PTA by our Superintendent. Local bargaining units were consulted throughout the LCAP meetings and process. Students were also represented in the process through ambassadors from their respective Associated Student Body. Administration at school sites was in constant dialogue with the Superintendent regarding any budgetary changes that would need to occur in the 2025-2026 LCAP. Lastly, the district met with the parents of homeless children to better understand their needs.

All general session LCAP meetings were live-streamed and recorded. The recordings of every LCAP meeting were archived and placed on the district website. All power points and handouts were also placed on the district website with translations. All of this was done to be transparent and to allow families who could not make a meeting to still be able to participate. Questions and answers were provided live and in writing and posted on the website.

The focus of our LCAP meetings included metrics and the action items of the LCAP that could be enhanced based on the data and the implementation. While some action items were condensed based on the data, it provided the community with opportunities for the district to service our most at-risk students. Special attention was given to any possible carryover funds and how we could support our current goals through new or increased actions.

The district plan for educational partner engagement included multiple routes of communication between Teachers, Principals, Administrators, Classified Personnel, the Burbank Teachers Association, the California State Employees Association, parents, and students. These included:

- The district’s website advertised the dates of the meetings, the presentations that contained the content of the meetings including metrics, action items, and the budgeted expenditures
- Electronic invitations were sent to the entire Burbank school community including all administrators and staff, all parents, and high school students

- Principals providing messaging through their weekly/regular communications and at parent meetings
- The public had access to information from the BUSD website and BUSD eNEWS notifications which are sent to the public

All materials presented at the LCAP committee meetings were translated into Spanish and Armenian, including presentations, the budget, and all handouts. Additionally, every General Parent/Community Committee meeting was live-streamed on Zoom. The videos for each meeting were then posted on the district website, along with all the materials (presentations, budget, and handouts).

The timeline for the LCAP meetings included:

Wednesday, November 13, 2024, 6:00 pm, Topic - LCAP Overview & Budget Update
Wednesday, January 22nd, 2025 6:00pm, Topic - LCFF Overview & Initial Budget
Wednesday, February 12th, 2025 6:00 pm, Topic - Goal 1 (Instructional Services)
Wednesday, February 26, 2025, 6:00 pm, Topic - Goal 2 (Educational Services)
Wednesday, March 12th, 2025 6:00 pm, Topic - Budget Update and 25-26 Proposal
Thursday, June 5th, 2025 6:00 pm, First Reading of LCAP
Thursday, June 26th, 2025 6:00 pm, Second Reading of LCAP and Adoption

At each of the meetings listed above, metrics were provided to the community to show evidence of moving toward the goal and associated metrics. The metrics used were those identified in the approved LCAP plan. In addition, a thorough review of the budget for each goal was reviewed along with each action item. At the end of each session, the community had an opportunity to enter a discussion about how each item was funded.

For the school year 2024-2025, there were two primary Burbank Unified School District LCAP Parent Advisory Groups: The General Public LCAP Advisory Group and the District English Learner Advisory Committee. Each of these committees met (separately) a total of eight times during the 2024-2025 school year. The Committee meetings were held regularly in the evenings from 6:00 pm to 7:00 pm (LCAP Group) and mornings and evenings (DELAC). The LCAP was shared with the DELAC on October 24, 2024; December 5th, 2024; and March 3, 2025. Additionally, the LCAP Parent Advisor Group provided LCAP information on the previously mentioned LCAP presentation dates on Wednesday evenings at 6 pm.

The 2024-25 Burbank Unified School District (BUSD) LCAP Advisory Group for the 2025-26 LCAP consisted of many individuals from a wide variety of groups. Members included, but were not limited to, students, parents, guardians of students, local business partners, representatives of the community, classified employees, and certificated employees, including teachers, parent volunteers, site administrators, and administrative staff from school sites and the district office.

Parents on the Advisory Group included parents of students who are English Language Learners, Special Education students, Socioeconomically Disadvantaged Students, Reclassified English Learners, Foster Youth, and Parents of students in the Gifted and Talented Education (GATE) program. The parents who participated in the Advisory Group represent a range of ethnic, racial, and unduplicated student subgroups.

District staff invited members of School Site Councils from every school to participate in Advisory Group meetings. Before each LCAP meeting, emails were sent to all parents, staff, and community members who had expressed interest in attending partner group meetings. It is important to note that the Parent Advisory Committee/Group, which was referred to through this document, consisted of two separate committees: one for parents in general and one for the parents of English Learners. Each of these meetings was comprised of mostly parents. This is reflected in the documented participation at each meeting. There are questions posed at these meetings, to which the superintendent responded in writing or orally. All these questions are noted on the LCAP page of the district's website.

Finally, the Superintendent, Assistant Superintendent, and Directors addressed the LCAP in (separate) monthly meetings with the Elementary Principals and Secondary Principals. This provided site administrators with multiple opportunities to share their thoughts and ideas about current LCAP programs and services as well as suggest new ideas based on the metrics and outcome data provided.

Principal meetings that addressed the LCAP were held by level. Elementary: first Wednesday of each month from October 2024- April 2025. Secondary: third Wednesday of each month from October 2024- April 2025.

In April of 2025, the LCAP budget and process were presented to both comprehensive high school ASB programs to gather perceptions of students and increase engagement with the student populations at both sites. Information was presented on April 1st, 2025, at John Burroughs High School and April 4th, 2025, at Burbank High School.

The LCAP plan was presented to the Board of Education at a formal Public Hearing on June 5, 2025, at 6:00 pm.

SELPA reviewed the LCAP to share the provisions for Special Needs Students that are reflected in our LCAP plan. Suggestions were made and memorialized for consideration prior to the first reading with the BUSD Board of Education on June 5th, 2025.

The 2025-2026 LCAP was formally approved by the Board of Education at a public meeting on June 26, 2025.

The adoption process for the 2025-2026 LCAP was influenced by the feedback provided by educational partners at every step of the process. Electronic notifications of the meetings, town hall, public hearing, and adoption of the LCAP included an opportunity for the public to speak to the LCAP. Students, staff, and parents were provided a survey early in the process to assist with priorities within the LCAP supplemental budget as well as give input on the process for decision-making. Members of the public were provided the opportunity to submit questions and comments in writing regarding the specific actions and expenditures provided in the LCAP.

Educational Partner feedback and communication have been influential on the development and implementation of the LCAP. Specifically, the impact on the contents of the plan has been greater clarity and transparency regarding the goals and their corresponding actions, services, metrics, and budgets. Many of the items below address the

process. Specific items of support for the action items and the metrics are noted toward the end of this section.
The district's inclusive approach to involving educational partners has resulted in an LCAP that is genuinely informed and created through a collaborative process, which involves representatives from individuals and groups with a wide range of interests, ideas, and opinions. Burbank Unified School District's educational partners were able to come together and agree on the priorities, LEA goals, and programs that will best serve the students of the district.
The impact of the timely engagement of educational partners in the development of the LCAP has been the maintenance of a sense of trust between the district staff and partners, as well as a sense of collaborative goal-setting and distributed leadership in terms of the development of the program recommendations for the current LCAP. This was truly a group effort, and the process used to make program recommendations was democratic and transparent. All educational partners had a "voice" and had the opportunity to engage in the decision-making process. The fact that several meetings were dedicated to the specific goals allowed the educational partners to focus on each goal separately and analyze the extent to which the corresponding services, actions, and budget met the needs of the students who were targeted for support.
Because educational partners had clear access to and understanding of detailed qualitative and quantitative data related to the eight State priorities and four District goals, they were able to participate in the LCAP process in a way where the entire process benefited from their informed ideas and suggestions. As soon as data became available, it was provided to partners so they could determine areas of LCAP strength and weakness and provide recommendations that could improve upon what had been done the previous year.
The impact of involving representative parents in the development of a plan is truly collaborative, and subsequent recommendations from educational partners whose children will benefit most from supplemental grant funds. English Learner parent involvement in the LCAP process has increased significantly over the years of LCAP by holding separate meetings for parents of English Learners with translation available in both Spanish and Armenian.
Students at the high school level participated in the LCAP process, and a survey targeted students for input to gather student perceptions of the LCAP action items within the district goals.
Maintaining the four original goals (and the programs that corresponded to them) was based on qualitative and quantitative data provided for each goal. Educational partners informed the annual update by reviewing each of the District/LCAP goals and the State priorities and analyzing the data for each program included in the LCAP Supplemental Plan. It was the discussion and analysis that led the committee to make their recommendations about the current LCAP-funded programs. A common theme throughout the adoption process was the need to increase and improve services for our growing English Learner population within Burbank. Those priorities were met with our final funding proposals , which included the reallocation of funds to provide additional support to the English Learner population.
Specific action items were discussed for consensus among all educational partners and advisory groups to recommend a final budget that included the removal of specific action items, including:
• Secondary Summer School
• Hanover Research Group Work
• DEI Consultant
• Elementary Curriculum Specialists (2 FTE)
• Elementary Intervention Specialists (11 FTE)
• Elementary Response to Intervention Funds
• Interpretation Services/Translator Funds
• DEI Collaboration Time for School Leads
• ELD Instructional Supports for Staff and Materials (one-time)
Reallocation of funding to increase or improve services was discussed with all educational partners and advisory groups to recommend a final budget that included the following additions and investments in services:
• Elementary Assistant Principals (2 FTE)
• Elementary Wellness & Behavior Specialists (3 FTE)
• Elementary Behavior Interventionists (7 FTE)
• Outdoor Science School Support Funding
Through many conversations with educational partners throughout the adoption process, a final prioritized budget was produced in May. The 2025-2026 LCAP action items funded by the LCAP Advisory Groups for removal, continuance, or augmentation were supported by the Board of Education, who discussed the plan twice in the spring of 2025 as well as discussed, the plan during the first reading on June 5, 2025, and formally approved the LCAP on June 26, 2025.

Goals and Actions

Goal

Goal #	Description	Type of Goal
1	Students will be career/college ready via high-quality instruction of State Standards as measured by State, federal, and District assessment tools including the California Dashboard. (Instrucitonal Services) State of California Priorities: Priority One: Basic (Conditions of Learning) Priority Two: State Standards (Conditions of Learning) Priority Three: Parental Involvement (Engagement) Priority Four: Pupil Achievement (Pupil Outcomes) Priority Five: Pupil Engagement (Engagement) Priority Seven: Course Access (Conditions of Learning)	Broad Goal

State priorities addressed by this goal.

2, 1, 4, 5, 7, 3

An explanation of why the LEA has developed this goal.

The goal of BUSD is to provide the highest quality instruction of the California State Standards that leads students to success in career choices and college readiness.

Goal 1 was established based on multiple sources of data: CAASPP scores, California Dashboard indicators, graduation data (district data and Dashboard data), A through G completion rates.

The intention of creating this goal is to ensure that students are given State Standards driven curriculum and that teachers are properly trained in order to effectively deliver instruction in an appropriate manner. Additionally, it is important for the District to provide access to the curriculum for all learners.

Goal 1 focuses on English Learners, Foster Youth, Homeless and Students with Disabilities, and students who are gifted. The targeted subgroups need access to appropriate materials, access to courses and curriculum, the highest quality instruction, and access to interventions and support including not only academic but social-emotional. Similarly, these targeted subgroups will benefit from smaller class size environments when appropriate. Goal 1 is designed to meet these needs of the targeted subgroups, with the understanding that the school district will monitor the following areas to evaluate progress towards goals:

Reclassification rates ELPAC results for English Learners
CAASPP Data for ELs, SEDs, SWDs, Foster Youth, Homeless Students, and Hispanic Students
Graduation Rates for ELs, SEDs, SWDs, Foster Youth, Homeless Students, and Hispanic Students

The reason the goal was established is based on data. Graduation data is good district-wide, but there are discrepancies with subgroup data, which needs attention. The current Dashboard shows gaps in performance for ELs and SED students, despite a relatively good score overall. Similarly, we have seen the same gap in A through G completion and CAASPP data. Part of the impetus for this goal was also to ensure that these subgroups were receiving full access to courses and curriculum. More importantly, instructional materials needed to be appropriate for these stakeholder groups.

The goal addresses good first teaching. When students are not being successful, the goal addresses Response to Intervention at the elementary level and intervention sections at the secondary level. Additionally, the goal addresses a robust design for students to have opportunities in the summer for elementary reteaching and expansion of knowledge and in secondary credit recovery. There are also opportunities for students to maintain their skill level during the summer so they are not losing their academic skills.

As a school of choice, the Independent Learning Academy (ILA) is an opportunity for students to access core classes on APEX Learning, which is an online platform. This allows students more flexible schedules to pursue other goals such as the Junior Olympics, or acting and modeling careers. In some cases, the ILA has been an opportunity for students to engage in their academic learning online because they suffer from various phobias or social disorders.

The focus for Burbank Unified is good first instruction. Therefore, the intention of this goal is to ensure the students in Burbank encounter a curriculum and materials that are aligned with State Standards. It is also important for instruction to be differentiated so that student's needs are being met. Therefore, professional development becomes critical to ensure the most effective delivery of instruction, appropriate methods for checking for understanding, and methods of reteaching differently to meet the needs of students who did not get it the first time.

A focus for this goal includes technology. Not just access to more technology, but the integration of technology into lesson plans that will engage students in the learning process. Similarly, the district continues to endorse Kagan strategies and offers teachers many point of access to be trained during the regular school year.

Goal 1 focuses on:

- Mastery of State Standards
- Professional development for Kagan Classroom technology training
- Professional development time to ensure assessments and lessons are standards aligned
- Google classroom
- Core curriculum online resources

Access to arts and music education is a passion in Burbank. Goal 1 is intended to keep our district focused on our commitment to art and music education and to maintain services that are already currently in place while creating a plan to expand further. Over the last couple of years, the District has created a strategic master plan for art and music education which is captured in the Burbank Arts for All Master Plan.

The following items are paramount to goal 1:

- Maintain current rations of students to teachers for music instruction in grades 2 through 5
- Maintain 1600 instruction minutes per year in music instruction for a student in grades 4 and 5
- Maintain 1200 instruction minutes per year of music instruction for students in grades 2 and 3
- Continue to increase the number of visual and performing arts courses offered in grades 9 through 12

In summary: Goal 1 is designed to meet all these needs, with the understanding that the school district will monitor the following areas to evaluate progress toward meeting the action items:

CAASPP data for All Students and Subgroups
Graduation data for All Students and Subgroups
Dropout Rate for High School Students
A through G data AP data for High School Students
D and F Rates for Middle and High School Students
Credit recovery data for High School Students
Teacher Credentialing and Appropriate Assignments (Williams Compliance)
Textbooks and Instructional Materials (Williams Compliance)

Measuring and Reporting Results

Metric #	Metric	Baseline	Year 1 Outcome	Year 2 Outcome	Target for Year 3 Outcome	Current Difference from Baseline
1	Percent of All Students who score Exceeds or Meet Standards on the English Language Arts CAASPP will increase by 3 percentage points over 3 years	In 2022-2023, 58.43% of All Students scored Exceeds or Meets Standards on the English Language Arts CAASPP	In 2023-2024, 56.38% of All Students scored Exceeds or Meets Standards on the English Language Arts CAASPP		All Students who Exceed or Meet Standards on the English Language Arts CAASPP will increase by 3 percentage points by year 3.	The percentage of all students who scored Exceed or Meet Standards on the English Language Arts CAASPP declined by 2.05%.

2	Percent of English Learners Exceeding or Meeting Standards on English Language Arts CAASPP will increase by 3 percentage points over 3 years	In 2202-20223, 13.41% of English Learners scored Exceeds or Meets Standards on the English Language Arts CAASPP	In 2022-2024, 14.09% of English Learners scored Exceeds or Meets Standards on the English Language Arts CAASPP		English Learners scoring Exceeds or Meets Expectations on the English Language Arts CAASPP will increase by 3 percentage points by year 3.	The percentage of English Learners who scored Exceed or Meet Standards on the English Language Arts CAASPP increased by 0.68%
3	Percent of Socioeconomically Disadvantaged Students Exceeding or Meeting Standards on the English Language Arts CAASPP will increase by 3 percentage points over 3 years	In 2202-20223, 47.15% of Socioeconomically Disadvantaged scored Exceeds or Meets Standards on the English Language Arts CAASPP	In 2023-2024, 43.15% of Socioeconomically Disadvantaged scored Exceeds or Meets Standards on the English Language Arts CAASPP		Socioeconomically Disadvantaged students who score Exceeds or Meets Standards on English Language Arts CAASPP will increase by 3 percentage points by year 3.	The percentage of Socioeconomically Disadvantaged students who scored Exceed or Meet Standards on the English Language Arts CAASPP declined by 4.0%.

4	Percent of Homeless Students Exceeding or Meeting Standards on the English Language Arts CAASPP will increase by 3 percentage points over 3 years	In 2022-2023, 42.86% of Homeless Students scored Exceeds or Meets Standards on the ELA CAASPP	In 2023-2024, 25.00% of Homeless Students scored Exceeds or Meets Standards on the ELA CAASPP		Homeless Students scoring Exceeds or Meets Expectations on the English Language Arts CAASPP will increase by 3 percentage points by year 3.	The percentage of students experiencing homelessness who scored Exceed or Meet Standards on the English Language Arts CAASPP declined by 17.60%.
5	Percent of Foster Youth Students who score Exceeds or Meets Standards on the Mathematics CAASPP will increase by 3 percentage points over 3 years	In 2022-2023, NA% of Foster Students scored Exceeds or Meets Standards on the English Language Arts CAASPP	In 2023-2024, NA% of Foster Students scored Exceeds or Meets Standards on the English Language Arts CAASPP		Foster students scoring Exceeds or Meets Expectations on the English Language Arts CAASPP will increase by 3 percentage points by year 3.	The percentage of students in foster care who scored Exceed or Meet Standards on the English Language Arts CAASPP had no change.

6	Percent of Students with Disabilities Exceeding or Meeting Standards on the English Language Arts CAASPP will increase by 3 percentage points over 3 years	In 2022-2023, 27.31% of Students with Disabilities scored Exceeds or Meets Standards on the English Language Arts CAASPP	In 2023-2024, 25.62% of Students with Disabilities scored Exceeds or Meets Standards on the English Language Arts CAASPP		Students with Disabilities who exceed or meet standards on the English Language Arts CAASPP will increase by 3 percentage points by year 3.	The percentage of students with Disabilities who scored Exceed or Meet Standards on the English Language Arts CAASPP declined by 1.69%.
7	Percent of Hispanic students Exceeding or Meeting Standards on the English Language Arts CAASPP will increase by 3 percentage points over 3 years	In 2022-2023, 47.49% of Hispanic students scored Exceeds or Meets Standards on the English Language Arts CAASPP	In 2023-2024, 46.64% of Hispanic students scored Exceeds or Meets Standards on the English Language Arts CAASPP		Hispanic students who meet Exceed or Meet Standards on the English Language Arts CAASPP will increase by 3 percentage points over 3 years.	The percentage of Hispanic students who scored Exceed or Meet Standards on the English Language Arts CAASPP declined by 0.85%.

8	Percent of Twice Exceptional (GATE & UDP) students Exceeding or Meeting Standards on the English Language Arts CAASPP will increase by 3 percentage points over 3 years	In 2022-2023, 93.8% of GATE students scored Exceeds or Meets Standards on the English Language Arts CAASPP	In 2023-2024, 91.0% of Twice Exceptional students scored Exceeds or Meets Standards on the English Language Arts CAASPP		Twice Exceptional (GATE & UDP) students who Exceed or Meet Standards on the English Language Arts CAASPP will increase by 3 percentage points by year 3.	The percentage of Twice Exceptional students who scored Exceed or Meet Standards on the English Language Arts CAASPP declined by 2.8%.
9	Percent of All Students who score Exceeds or Meets Standards on the Mathematics CAASPP will increase by 3 percentage points over 3 years	In 2022-2023, 44.40% of All Students scored Exceeds or Meets Standards on the Mathematics CAASPP	In 2023-2024, 43.46% of All Students scored Exceeds or Meets Standards on the Mathematics CAASPP		All Students who Exceed or Meet Standards on the Mathematics CAASPP will increase by 3 percentage points by year 3.	The percentage of All students who scored Exceed or Meet Standards on the Mathematics CAASPP declined by 0.94%.

10	Percent of English Learners who score Exceed and Meet Standards of the Math CAASPP will increase by 3 percentage points over 3 years	In 2022-2023, 15.14% of English Learner students scored Exceed and Meet Standards of the Math CAASPP	In 2023-2024, 16.57% of English Learner students scored Exceed and Meet Standards of the Math CAASPP		English Learners who Exceed or Meet Standards on the Math CAASPP will increase by 3 percentage points by year 3.	The percentage of English Learner students who scored Exceed or Meet Standards on the Mathematics CAASPP increased by 1.43%.
11	Percent of Socioeconomically Disadvantaged Students Exceeding or Meeting Standards on Math CAASPP will increase by 3 percentage points over 3 years	In 2022-2023, 19.06% of Students with Disabilities scored exceeds or Meets standards on the Mathematics CAASPP	In 2023-2024, 31.26% of Socioeconomically Disadvantaged Students scored Exceeds or Meets Standards on the Math CAASPP (The previous year/baseline was 32.74% for Socioeconomically Disadvantaged Students (22-23).		Students with Disabilities who exceed or meet standards on the Mathematics CAASPP will increase by 3 percentage points by year 3.	The percentage of Socioeconomically Disadvantaged students who scored Exceed or Meet Standards on the Mathematics CAASPP declined by 1.48%.

12	Percent of Homeless Students Exceeding or Meeting Standards on the Mathematics CAASPP will increase by 3 percentage points over 3 years	In 2022-2023, 28.58% of Homeless Students scored Exceeds or Meets Standards on the Mathematics CAASPP	In 2023-2024, 39.28% of Homeless Students scored Exceeds or Meets Standards on the Mathematics CAASPP		Homeless Students Exceeding or Meeting Standards on the Mathematics CAASPP will increase by 3 percentage points by year 3.	The percentage of students experiencing homelessness who scored Exceed or Meet Standards on the Mathematics CAASPP increased by 10.7%.
13	Percent of Foster Youth Students who score Exceeds or Meets Standards on the Mathematics CAASPP will increase by 3 percentage points over 3 years	In 2022-2023, NA% of Foster Students scored Exceeds or Meets Standards on the Mathematics CAASPP	In 2023-2024, NA% of Foster Students scored Exceeds or Meets Standards on the Mathematics CAASPP		Foster Youth Students who score Exceeds or Meets Standards on the Mathematics CAASPP will increase by 3 percentage points by year 3.	The percentage of students in foster care who scored Exceed or Meet Standards on the Mathematics CAASPP remained unchanged.
14	Percent of Students with Disabilities that Exceed or Meet Standards on the Mathematics CAASPP will increase by 3 percentage points over 3 years	In 2022-2023, 19.06% of Students with Disabilities scored exceeds or Meets standards on the Mathematics CAASPP	In 2023-2024, 20.89% of Students with Disabilities scored exceeds or Meets standards on the Mathematics CAASPP		Students with Disabilities that Exceed or Meet Standards on the Mathematics CAASPP will increase by 3 percentage points by year 3.	The percentage of students with disabilities who scored Exceed or Meet Standards on the Mathematics CAASPP increased by 1.83%.

15	Percent of Hispanic students who Exceed or Meet Standards on the Mathematics CAASPP will increase by percentage points over 3 years	In 2022-2023 30.18% of Hispanic students scored Exceeds or Meets Standards on the Mathematics CAASPP	In 2023-2024, 30.12% of Hispanic students scored Exceeds or Meets Standards on the Mathematics CAASPP		The percent of Hispanic students who meet Exceed or Meet Standards on the Mathematics CAASPP will increase by 3 percentage points by year 3.	The percentage of Hispanic students who scored Exceed or Meet Standards on the Mathematics CAASPP declined by 0.06%.
16	Percent of Twice Exceptional (GATE & UDP) students who score Exceeds or Meets Standards on the Mathematics CAASPP will increase by 3 percentage points over 3 years.	In 2022-2023, 91.4% of GATE students scored Exceeds or Meets Standards on the Mathematics CAASPP	In 2023-2024, 90.0% of Twice Exceptional students scored Exceeds or Meets Standards on the Mathematics CAASPP		Twice Exceptional (GATE & UDP) students who Exceed or Meet Standards on the Mathematics CAASPP will increase by 3 percentage points by year 3.	The percentage of twice exceptional students who scored Exceed or Meet Standards on the Mathematics CAASPP declined by 1.4%.

17	Percent of English Learners making progress towards English language proficiency as reported on the California Dashboard will increase by 3 percentage points over 3 years	In 2022-2023, 57.7% of English Learners making progress towards English language proficiency as reported on the California Dashboard	In 2023-2024, 59.4% of English Learners making progress towards English language proficiency as reported on the California Dashboard		English Learners making Progress on the ELPAC will increase by 3 percentage points by year 3.	English Learners making progress towards English language proficiency increased by 1.7%
18	Percent of English Learners being reclassified as determined by the Reclassification Rate will meet or exceed previous annual rate or at least pass the State reclassification rate	In 2022-2023, 20.7% of English Learners were reclassified	In 2023-2024, 12.67% of English Learners were reclassified		Maintain or increase the reclassification rate of English Learners.	The percentage of English Learners who were reclassified decreased by 8.03%

19	Percent of fully credential teachers in grades Transitional Kindergarten through Grade 12 will be maintained	In 2021-2022, the following was reported on the CDE TAMO Report: Clear - 88.7% Out-of-Field - 2.7% Intern - 0.5% Ineffective - 1.7% Incomplete - 6.1% Unknown - 0.3% In 2022-2023, BUSD anticipates having 42 Out-of-Field Teacher (Local Assignment Approval by Board), 5 Ineffective Teacher (emergency permit, waiver), 29 Inexperienced Teacher (2 years or less)	In 2022-2023, the following was reported on the CDE TAMO Report: Clear - 87.5%; Out-of-Field - 3.7%; Intern - 0.6%; Ineffective - 4.6%; Incomplete - 3.5%; Unknown - 0.1%		Maintain or increase percentage of teachers who are fully credentialed per teaching assignment	The percentage of fully credentialed teachers in grades Transitional Kindergarten through Grade 12 decreased by 1.2%
20	Graduation Rate for All Students will increase by 1 percentage point over 3 years as reported on the California Dashboard.	In 2022-2023 93.2% of All Students were graduated from high school	In 2023-2024, the District-wide graduation rate was 96.3% for all students.		All Students who are graduated from high school will increase by 1 percentage point by year 3.	The District-wide graduation rate for all students increased by 3.1%

21	Graduation Rate of English Learners will increase by 3 percentage points over 3 years as reported on the California Dashboard.	In 2022-2023, 80.6% of English Learners were graduated from high school	In 2023-2024, 91.3% of English Learners graduated		All English Learners who are graduated from high school will increase by 3 percentage points by year 3.	The graduation rate of English Learners increased by 10.7%
22	Graduation Rate of Socio-Economically Disadvantaged Students will increase by 2 percentage points over 3 years as reported on the California Dashboard.	In 2022-2023, 91.0% of Socio-economically Disadvantaged Students were graduated from high school	In 2023-2024, 95.1% of Socio-economically Disadvantaged Students graduated		Socio-economically Disadvantaged Students who are graduated from high school will increase by 2 percentage points by year 3.	The graduation rate of Socio-Economically Disadvantaged Students increased by 4.1%
23	Graduation Rate for Homeless Students will increase by 1 percentage points over 3 years as reported on the California Dashboard.	In 2022-2023, 90.9% of Homeless Students were graduated from high school	In 2023-2024, 85.2% of Homeless Students graduated		Homeless Students who are graduated from high school will increase by 1 percentage point by year 3.	The graduation rate for Homeless Students decreased by 5.7%

24	Graduation Rate for Foster Youth will increase by 1 percentage point over 3 years as reported on the California Dashboard.	In 2022-2023 NA% of Foster Youth were graduated from high school (Subgroup too small to report)	In 2023-2024 NA% of Foster Youth graduated		Foster Youth who are graduated from high school will increase by 1 percentage point by year 3.	The graduation rate for Foster Youth remains unchanged.
25	Graduation Rate for Students with Disabilities will increase by 2 percentage points over 3 years as reported on the California Dashboard.	In 2022-2023, 88.3% of Students with Disabilities were graduated from high school	In 2023-2024, 88.3% of Students with Disabilities graduated		Students with Disabilities who are graduated from high school will increase by 2 percentage points by year 3.	The graduation rate for Students with Disabilities remains unchanged.
26	Graduation Rate for Hispanic Students will increase by 1 percentage point over 3 years as reported on the California Dashboard.	In 2022-2023, 94.0% of Hispanic Students were graduated from high school	In 2023-2024, 96.0% of Hispanic Students graduated		Hispanic Students who are graduated from high school will increase by 1 percentage point by year 3.	The graduation rate for Hispanic Students increased by 2%

27	Percent of "D" and "F" Grade Rate in Middle School and High School will decrease by 3 percentage points over 3 years as reported through our student information system (AERIES).	Fall of 2023 - 7.7% of middle school grades were a "D" or "F" Spring of 2024 - 8.14% of middle school grades were a "D" or "F" Fall of 2023 - 11.2% of high school grades were a "D" or "F" Spring of 2024 - 12.05% of high school grades were a "D" or "F"	Fall of 2024 - 7.22% of middle school grades were a "D" or "F" Spring of 2025 - 8.29% of middle school grades were a "D" or "F" Fall of 2024 - 11.3% of high school grades were a "D" or "F" Spring of 2025 - 12.67% of high school grades were a "D" or "F"		middle school and high school students who earn a "D" or "F" grades in Spring and Fall will decrease by 3 percentage points by year 3.	In 3 of 4 semesters, the "D" or "F" grades increased from our baseline by approximately 0.1%
28	Drop-Out Rate will decrease or be maintained	In 2022-2023, the Drop-Out Rate was 1.4% (CDE no longer calculates the dropout rate; however, the District will calculate using a combination of our student information system and CALPADS).	In 2023-2024, the Drop-Out Rate was 1.01%		Maintain or decrease the percent of students who Drop-Out	The Drop-Out Rate decreased by 0.39%

29	Percentage of students completing the A-G requirements. The completion rate will increase by 2% percentage points per year until students reach the highest level of performance as reported on the California Dashboard.	In 2022-2023 48.0% of high school students met A-G completion rate	In 2023-2024 47.1% of high school students met A-G completion requirements		All students who meet A-G requirements will increase by 6 percentage points by year 3.	The percentage of students completing the A-G requirements decreased by 0.9%
30	Percentage of Secondary Student Credit Recovery Rate will increase by 1 percentage point over 3 years as reported through our student information system (AERIES).	In 2022-2023, the "Traditional" recovery rate of students was 92.8% In 2022-2023, online credit recovery was not offered.	In 2023-2024, the credit recovery rate of students was 96.4%		Students who recover credits towards graduation either through traditional or online methods will increase by 1 percentage point by year 3.	The percentage of Secondary Student Credit Recovery Rate increased by 3.6%

31	Percent of Advanced Placement (AP) Examination Passing Rate with a "3" or better will increase by 2% percentage points annually until students reach the highest performance level as reported by the college board.	In 2022-2023, 76.8% of students on average pass the Advanced Placement Examination with a "3" or better	In 2023-2024, 81.2% of students on average pass the Advanced Placement Examination with a "3" or better		Students who pass the Advanced Placement Examination with a "3" or better will increase by 6 percentage points by year 3.	The percent of Advanced Placement (AP) Examination Passing Rate with a "3" or better increased by 4.4%
32	100% Compliance with the Williams Act Instructional Materials Requirement	100% Compliance with the Williams Act Instructional Materials Requirement in 2022-2023	100% Compliance with the Williams Act Instructional Materials Requirement in 2023-2024		100% Compliance with the Williams Act Instructional Materials Requirement	100% Compliance with the Williams Act Instructional Materials Requirement
33	Parent Participation in Decision Making Groups: DELAC, LCAP Advisory Group, PTA Council Meetings	100% Compliance with DELAC, LCAP Advisory Group, and PTA Council participation	100% Compliance with DELAC, LCAP Advisory Group, and PTA Council participation		100% Compliance with DELAC, LCAP Advisory Group, and PTA Council participation	100% Compliance with DELAC, LCAP Advisory Group, and PTA Council participation

34	Percent of students proficient in English Language Arts as Measured by District Assessment will increase by 3% over 3 years	In 2023-2024, 66% of Elementary students scored proficient on the I-Ready end-of-year reading assessment. In 2023-2024, 50% of Middle School students scored proficient on the I-Ready end-of-year reading assessment. In 2023-2024, 57% of High School students scored proficient on the spring District Writing Prompt.	In 2024-2025, 61% of Elementary students scored proficient on the I-Ready most recent reading assessment. In 2024-2025, 52.4% of Middle School students scored proficient on local reading assessments. In 2024-2025, 45.1% of High School students scored proficient on the District Writing Prompt.		All Students who are proficient in English Language Arts as Measured by District Assessments will increase by 3 percentage points by year 3.	In two of 3 grade spans the level of proficency dropped from our original baseline.
35	Percent of students proficient in Mathematics as measured by District Assessment will increase by 3% over 3 years.	In 2023-2024, 58% of Elementary students scored proficient on the I-Ready end-of-year math assessment. In 2023-2024, 43% of Middle School students scored proficient on the I-Ready end-of-year math assessment. In 2023-2024, 41.1% of High School students scored proficient on the spring Math District Benchmark Assessments.	In 2024-2025, 62.8% of Elementary students scored proficient on the end-of-year math assessment. In 2024-2025, 59.81% of Middle School students scored proficient on the end-of-year math assessment. In 2024-2025, 44.02% of High School students scored proficient on the spring Math District Benchmark		All Students who are proficient in Mathematics as Measured by District Assessment will increase by 3 percentage points by year 3.	In 3 of 3 grade spans, the percentage of students scoring proficient on Math assessments increased; on average , an increase of 8%

36	Percent of students college/career ready will increase annually by 2% percentage points annually until students reach the highest performance level	In 2022-2023, 49.6% of students were prepared as indicated in the GREEN Tier on the California Dashboard	In 2023-2024, 50.6% of students were prepared as indicated on the California Dashboard		Students who are college/career prepared will increase by 6 percentage points by year 3.	The percent of students college/career ready increased by 1%
37	Percent of college/career students completing the A-G requirements. The completion rate will increase by 2% per year until students reach the highest performance level.	In 2022-2023, 85.9% of college/career students met the A-G completion requirement.	In 2023-2024, 79.5% of college/career students met the A-G completion requirement.		College/career students completing the A-G requirement will increase by 6 percentage points by year 3.	The percent of college/career students completing the A-G requirements decreased by 6.4%
38	Four Year Adjusted Cohort Graduation Rate will increase by 1% over 3 years	In 2022-2023, the four year adjusted cohort graduation rate was reported as 93.2%	In 2023-2024, the four-year adjusted cohort graduation rate was reported as 96.3%		Four-year adjusted cohort graduation will increase by 1 percentage point by year 3.	The four-year Adjusted Cohort Graduation Rate increased by 3.1%

39	Meet all Standards on Local Indicators as reported to the California Dashboard	In 2022-2023, the District reported that all Local Dashboard indicators were "Met"	In 2023-2024, the District reported that all Local Dashboard indicators were "Met"		Maintain "Met" status on all Locally reported indicators on the California Dashboard.	All Standards on Local Indicators as reported to the California Dashboard were met.
40	Percentage of students on the Early Assessment Program scoring Prepared and Approaching Prepared in ELA will increase by 3 percentage points over 3 years until the students reach the highest level of performance.	Prepared: 65.23% Approaching Prepared: 19.58% Not Prepared: 15.19%	Prepared in ELA: 60.86% Approaching Prepared: 19.52% Not Prepared: 19.62%		The students on the Early Assessment Program scoring Prepared and Approaching Prepared in ELA will increase by 3 percentage points by year 3.	The percentage of students on the Early Assessment Program scoring Prepared and Approaching Prepared in ELA declined by 4.43%
41	Percentage of students on the Early Assessment Program scoring Prepared and Approaching Prepared in math will increase by 3 percentage points over 3 years until the students reach the highest level of performance.	Prepared: 65.23% Approaching Prepared: 19.58% Not Prepared: 15.19%	Prepared in Math: 33.02% Approaching Prepared: 25.48% Not Prepared: 41.51%		Students on the Early Assessment Program scoring Prepared and Approaching Prepared in Math will increase by 3 percentage points by year 3.	The percentage of students on the Early Assessment Program scoring Prepared and Approaching Prepared in math increased by 1.16%

42	Percent of Student Expulsions from the District will reduce/maintain a percent lower than the state	In 2022-2023, no students were expelled from the District	In 2023-2024, no students were expelled from the District		Student Expulsions from the District will reduce/maintain a percent lower than the state	The percent of Student Expulsions from the District remained at 0%
43	Access to a Broad Course of Student Local Indicator will be met	In 2022-2023, the metric was met as reported by the District.	In 2023-2024, the metric was met as reported by the District.		Access to a Broad Course of Student Local Indicator will continue to be met all 3 years of the plan.	Access to a Broad Course of Student Local Indicator continues to be met.
44	Percent of All Students who score Exceeds or Meet Standards on the CAST will increase by 3 percentage points over 3 years.	In 2022-2023, 38.54% of All Students scored Exceeds or Meets Standards on the CAST.	In 2023-2024, 37.49% of All Students scored Exceeds or Meets Standards on the CAST.		All Students who score Exceeds or Meet Standards on the CAST will increase by 3 percentage points by year 3.	The percent of All Students who score Exceeds or Meet Standards on the CAST decreased by 1.05%

Goal Analysis for 2024-2025

An analysis of how this goal was carried out in the previous year.

A description of overall implementation, including any substantive differences in planned actions and actual implementation of these actions, and any relevant challenges and successes experienced with implementation.

In 2024-2025, estimated actuals for this goal's actions varied based on staffing and the reallocation of funding for a few specific action items. Specific positions in the LCAP remained vacant as we were not able to recruit or identify qualified staff to fill the openings. This was particularly true for highly competitive positions in the state, such as instructional aides. The result was a discrepancy in budgeted amounts for personnel in some instances. Some positions remained vacant at some school sites until qualified candidates could be found to fill the positions. Those situations included ELD Instructional Assistants and long-term substitutes in certain teaching positions. At the same time, specific vacancies were sometimes filled with candidates who were highly qualified, which created an increase in salary/benefits because of their placement on the salary scale. Positions impacted by this scenario include Curriculum Specialists, Psychologists, and Behavior Interventionists.
In total, 29 of 29 action items were implemented as planned with minor adjustments based on vacancies, salary adjustments, and/or increased participation in the program.
A thorough review of our metrics, state dashboard, and local metrics and indicators identifies growth in some areas, whereas we did not make progress on the majority of our academic performance metrics related to CAASPP English and Math proficiency. We did make progress in the overall majority of the metrics used to measure goal one. BUSD identifies the performance in ELA and Math as an area for growth, but also recognizes that the disruption of the pandemic and the subsequent year in distance learning is still having an impact on students as they enter primary testing grades in third and fourth grade. An area of growth in academic performance was our English Learners, who met their growth target in English Language Arts. Students with Disabilities and Hispanic students showed growth in Math. The other common metric with growth in goal one is our graduation rate, as it improved except for the subgroups of students experiencing homelessness. BUSD met our metrics, measuring our progress in meeting local indicators on the state dashboard as well as other metrics, including AP Pass rate and dropout rates.
Continued focus will be given to increasing our district's A-G completion rate for graduates. This, along with the college and career indicator, will continue to be closely monitored for actionable data, accurate reporting, and opportunities to improve our performance. Currently, we are working on additional incentives for A-G Completion, adjustments to our graduation requirements, as well as continued work through PLCs and other practices to increase awareness and student performance in A-G coursework.

An explanation of material differences between Budgeted Expenditures and Estimated Actual Expenditures and/or Planned Percentages of Improved Services and Estimated Actual Percentages of Improved Services.

Differences between Budgeted Expenditures and Estimated Actual Expenditures for Actions identified for Improved Services

Goal	Action	Action Description	23-24 Initial Budget	23-24 Estimated Actuals	Material Difference
1	1	Elementary Class Size Reduction Grades 4 and 5	$216,538	$282,166	($65,628.00)
1	2	Elementary ELD Specialists	$604,561	$542,158	$62,403.00
1	3	Elementary ELD Instructional Assistants	$464,193	$405,543	$58,650.00
1	4	Dual Immersion Teacher Cost Share	$627,034	$692,374	($65,340.00)
1	5	Dual Immersion Instructional Assistants	$163,845	$146,753	$17,092.00
1	6	Secondary Designated ELD Teachers	$690,004	$598,751	$91,253.00
1	7	Interpreters for Second Language Learner Parents	$153,102	$81,683	$71,419.00
1	8	Induction Professional Development Teacher on Special Assignment	$26,561	$48,331	($21,770.00)
1	9	Professional Development Day Costs for All Teachers (1 1/2 days)	$1,000,000	$1,000,000	$0.00
1	10	Elementary Response to Intervention for Reading/Language Arts and M	$548,376	$491,495	$56,881.00
1	11	Middle School School Psychologist (2.0 FTEs)	$358,485	$360,043	($1,558.00)
1	12	Behavior Specialists (2.0 FTEs)	$202,555	$294,281	($91,726.00)
1	13	English Learner Program, Supplemental Supports	$1,533,613	$1,541,923	($8,310.00)
1	14	Full Time Curriculum Specialists for all elementary schools	$1,531,456	$1,484,446	$47,010.00
1	15	Library Coordinators at Elementary Schools	$488,746	$405,281	$83,465.00
1	16	Targeted support for Twice Exceptional students who qualify as GATE a	$10,000	$10,000	$0.00
1	17	Elementary ELD Instructional Supports (staff and/or materials)	$220,034	$120,000	**$100,034**
1	18	Secondary Sheltered ELD Sections (Social Studies and Science)	$439,473	$456,732	($17,259.00)
1	19	ELD Instructional Assistants, Secondary (5 FTE)	$100,000	$100,000	$0.00
1	20	Culturally Responsive Pedagogy PD (K-12 PLCs in ELA & Math)	$125,000	$127,351	($2,351.00)
1	21	RTI Assessment Programs (i-Ready Assessment & School City)	$146,634	$146,634	$0.00
		Goal 1 SUBTOTAL	**$9,650,210**	**$9,335,945**	**$314,265**

A description of the effectiveness or ineffectiveness of the specific actions to date in making progress toward the goal.

The analysis of Goal 1 for the 2025-2026 school year plan reveals a mixed picture of effectiveness regarding the actions taken to date. Goal 1, which focuses on career and college readiness through high-quality instruction, has seen varied results across different metrics and student groups.

The CAASPP scores, a key metric for assessing academic performance, show slight improvements for English Learners, increasing from 13.41% to 14.09% in meeting or exceeding standards in English Language Arts (ELA). However, other groups such as socioeconomically disadvantaged students, homeless students, and students with disabilities have seen declines or stagnation in their scores. For instance, socioeconomically disadvantaged students' scores decreased from 47.15% to 43.15%, and homeless students' scores dropped significantly from 42.86% to 25.00% due to small numbers in this demographic. Overall, the CAASPP scores for all students decreased from 58.43% to 56.38%, indicating a need for more effective interventions.

Graduation rates present a more positive trend, with overall rates increasing from 93.2% to 96.3%. English Learners saw a substantial increase from 80.6% to 91.3%, and socioeconomically disadvantaged students' rates rose from 91.0% to 95.1%. However, homeless students experienced a decline in graduation rates from 90.9% to 85.2%, highlighting areas that require additional support.

Reclassification rates for English Learners, another important metric, decreased from 20.7% to 12.67%, suggesting that the current strategies may not be sufficiently effective in helping these students achieve proficiency in English. Additionally, this rate may have been temporarily inflated by a large bubble of students being reclassified after distance learning and the pandemic.

When comparing Burbank Unified School District's performance to the state of California and similar districts, it is evident that the district has faced challenges similar to those experienced statewide, particularly in the aftermath of the COVID-19 pandemic and the shift to distance learning from 2020 to 2022. Statewide, many districts saw declines in standardized test scores and other academic metrics due to the disruptions caused by the pandemic. For example, the California School Dashboard indicates that Burbank Unified's performance in English Language Arts is categorized as "High," which is above the state average 1. However, the district's performance in Mathematics is categorized as "Medium," reflecting a need for continuous improvement.

The budgeted actions for Goal 1 have had varying degrees of success. For example, the funding allocated for elementary class size reduction in grades 4 and 5, amounting to $216,538, has shown an increase in estimated actuals and mixed results. While it has improved individual student attention, it has not significantly impacted overall CAASPP scores. Similarly, the budget for elementary ELD specialists, set at $604,561, has led to slight improvements in English Learners' CAASPP scores, indicating some positive impact.

Other actions, such as the allocation of $1,000,000 for professional development days for all teachers, have been beneficial in enhancing teacher skills but have not translated into significant improvements in CAASPP scores. The funding for behavior specialists, amounting to $202,555, has positively impacted student behavior and support, although this is not directly reflected in academic performance metrics.

A description of any changes made to the planned goal, metrics, target outcomes, or actions for the coming year that resulted from reflections on prior practice.

In light of these mixed results, several changes are proposed for the 2025-2026 school year plan. One significant adjustment is the increase in funding for behavior specialists from 2.0 FTEs to 9.0 FTEs, with a new budget of $966,290. This change aims to enhance student behavior support, which indirectly supports academic performance. Additionally, the funding for interpreters for second language learner parents will be reduced from $153,102 to $78,102, reallocating funds to more impactful areas.

Another proposed change is the increase in funding for elementary assistant principals, with a new budget of $262,540. This adjustment aims to provide additional administrative support to enhance school management and student support at our largest elementary sites. This adjustment is a reallocation of funds that previously funded a Curriculum Specialist for each elementary site. Our two largest elementary schools will benefit from an assistant principal rather than a curriculum specialist on their campus. Conversely, the funding for elementary response to intervention will be reduced from $548,376 to $473,376, reallocating resources to areas with increased costs.

Furthermore, the budget for outdoor science school support will be created to include $20,000 to enhance experiential learning opportunities for students. Metrics to support these changes include tracking the impact of behavior specialists on student behavior incidents and support cases, measuring the efficiency and support provided by elementary assistant principals, and assessing the needs for student participation and engagement in outdoor science programs.

Lastly, because Burbank Unified has at least 100 Long-Term English Learners, we will be supporting these students through existing English Learner Development actions in place in Goal 1. We have seen positive results from our existing services and will leverage those to improve outcomes for students identified as long-term English learners.

In conclusion, while the actions taken to date have shown some positive impacts, there are areas where performance has declined or remained stagnant. The proposed changes for the 2025-2026 school year aim to reallocate funds to more impactful areas and enhance support for students and teachers, with a focus on improving overall academic performance and student well-being. The comparison with state and similar district performance highlights the broader challenges faced due to the pandemic, emphasizing the need for targeted interventions to address these ongoing issues.

A report of the Total Estimated Actual Expenditures for last year's actions may be found in the Annual Update Table. A report of the Estimated Actual Percentages of Improved Services for last year's actions may be found in the Contributing Actions Annual Update Table.

Actions

Action #	Title	Description	Total Funds	Contributing
1	Elementary Class Size Reduction Grades 4 and 5	Research shows that smaller class size coupled with effective teaching practices results in greater students achievement. The makeup of classrooms is approximately 40% of students who are English learners, low-income students, foster youth, and students experiencing homelessness. Teachers and instructional assistants provide students with small group and 1:1 instruction that will towards student academic success. The action being developed is based on the needs of English learners, socioeconomically disadvantaged students (low-income students), and foster youth. The following data set provides the reader with additional data for comparative purposes. Disney ELA SBAC data indicates the following need to raise the percentage of students who meet or exceed the standard from the following 2022-23 baseline: All (68.04%); ELs (16.67%); SEDs (55.00%); Homeless (**%); Foster (**%). Disney Math SBAC data indicates the following need to raise the percentage of students who meet or exceed the standard from the following 2022-23 baseline: All (50.00%); ELs (7.70%); SEDs (36.91%); Homeless (**%); Foster (**%).	$219,098.27	Yes

		McKinley ELA SBAC data indicates the following need to raise the percentage of students who meet or exceed the standard from the following 202-23 baseline: All (45.46%); ELs (0.0%); SEDs (31.33%); Homeless (**%); Foster (**%). McKinley Math SBAC data indicates the following need to raise the percentage of students who meet or exceed the standard from the following 2022-23 baseline: All (37.05%); ELs (11.11%); SEDs (19.27%); Homeless (**%); Foster (**%). (**% is too small at school level for percentage) 4th and 5th Grade Class Size Reduction for Targeted Subgroups - Disney Elementary and McKinley Elementary (Title I Schools) Smaller class sizes will allow the teacher and instructional assistants to work with students in small groups and in a 1:1 setting resulting in increased student achievement. State of California Priorities: Priority One: Basic (Conditions of Learning) Priority Two: State Standards (Conditions of Learning) Priority Three: Parental Involvement (Engagement) Priority Four: Pupil Achievement (Pupil Outcomes) Priority Five: Pupil Engagement (Engagement) Priority Seven: Course Access (Conditions of Learning) BUSD Board of Education Goal 1: Students will be career/college ready via high-quality instruction		
2	Elementary ELD Specialists	The action being developed is based on the needs of English learners, socioeconomically disadvantaged students (low-income students), and foster youth. The following data set provides the reader with additional data for comparative purposes. ELA SBAC data indicates the following need to raise the percentage of students who meet or exceed the standard from the following 2022-23 baseline: All (58.43%); ELs (13.41%); SEDs (47.15%); Homeless (42.86%); Foster (** %). Math SBAC data indicates the following need to raise the percentage of students who meet or exceed the standard from the following 2022-23 baseline: All (44.40%); ELs (15.14%); SEDs (32.74%); Homeless (28.58%); Foster (**%). 22-23 ELPAC making progress rate is 57.7%. 2022-23 reclassification rate is 20.7% English Language Development Specialists - Maintain 4 ELD specialists to support students and staff at elementary schools with English Learners - Organize and conduct professional development in Designated ELD - Monitor progress of English Learners and recently reclassified students - Support Project G.L.A.D. and Step up to Writing training and program implementations - Assist in the analysis of data and review with staff	$592,730.05	Yes

		- Provide demonstration lessons - Participate in SST's, IEP's, and the development of ILP's for English learners - Provide direct intervention services to English Learners The work of ELD specialists provide support to teachers, instructional assistants and students will result in increases (or maintaining when at a high level like reclassification rate) in student achievement and teacher/instructional assistant effectiveness. State of California Priorities: Priority One: Basic (Conditions of Learning) Priority Two: State Standards (Conditions of Learning) Priority Three: Parental Involvement (Engagement) Priority Four: Pupil Achievement (Pupil Outcomes) Priority Five: Pupil Engagement (Engagement) Priority Seven: Course Access (Conditions of Learning) BUSD Board of Education Goal 1: Students will be career/college ready via high-quality instruction		
3	Elementary ELD Instructional Assistants	The action being developed is based on the needs of English learners, socioeconomically disadvantaged students (low-income students), and foster youth. The following data set provides the reader with additional data for comparative purposes. ELA SBAC data indicates the following need to raise the percentage of students who meet or exceed the standard from the following 2022-23 baseline: All (58.43%); ELs (13.41%); SEDs (47.15%); Homeless (42.86%); Foster (**%). Math SBAC data indicates the following need to raise the percentage of students who meet or exceed the standard from the following 2022-23 baseline: All (44.40%); ELs (15.14%); SEDs (32.74%); Homeless (28.58%); Foster (**%). 22-23 ELPAC making progress rate is 57.7%. 2022-23 reclassification rate is 20.7% English Language Development Instructional Assistants - Provide additional hourly support in E/LA and ELD at the elementary level - Work with small groups of students to allow for differentiation and Tier II intervention - Assist teachers in the implementation of the ELD program - Assist teachers in the implementation of the RtI program The work of ELD instructional assistants provide support to teachers and students will result in increases (or maintaining when at a high level like reclassification rate) in student achievement and teacher/instructional assistant effectiveness on ELA and math SBAC.	$1,086,694.00	Yes
4	Dual Immersion Teacher Cost Share	Class Size Reduction for Dual Immersion The action being developed is based on the needs of English learners, socioeconomically disadvantaged students (low-income students), and foster youth. The following data set provides the reader with additional data for comparative purposes.	$685,969.05	Yes

		Disney ELA SBAC data indicates the following need to raise the percentage of students who meet or exceed the standard from the following 2022-23 baseline: All (68.04%); ELs (16.67%); SEDs (55.00%); Homeless (**%); Foster (**%). Disney Math SBAC data indicates the following need to raise the percentage of students who meet or exceed the standard from the following 2022-23 baseline: All (50.00%); ELs (7.70%); SEDs (36.91%); Homeless (**%); Foster (**%). McKinley ELA SBAC data indicates the following need to raise the percentage of students who meet or exceed the standard from the following 202-23 baseline: All (45.46%); ELs (0.0%); SEDs (31.33%); Homeless (**%); Foster (**%). McKinley Math SBAC data indicates the following need to raise the percentage of students who meet or exceed the standard from the following 2022-23 baseline: All (37.05%); ELs (11.11%); SEDs (19.27%); Homeless (**%); Foster (**%). (**% is too small at school level for percentage) 4th and 5th Grade Class Size Reduction for Targeted Subgroups - Disney Elementary and McKinley Elementary (Title I Schools) Research shows that smaller class size coupled with effective teaching practices results in greater students achievement. The makeup of classrooms is primarily of unduplicated students with a concentration of students who are English learners and low-income. Teachers and instructional assistants provide students with small group and 1:1 instruction that will towards student academic success. - This action will fund the partial cost to run the dual immersion classes as it provides the most effective environment for English Language Learners to thrive academically - This action will reduce class size so that there are 5 to 7 fewer students per class to provide additional support to ELD & Low-income students. State of California Priorities: Priority One: Basic (Conditions of Learning) Priority Two: State Standards (Conditions of Learning) Priority Three: Parental Involvement (Engagement) Priority Four: Pupil Achievement (Pupil Outcomes) Priority Five: Pupil Engagement (Engagement) Priority Seven: Course Access (Conditions of Learning) BUSD Board of Education Goal 1: Students will be career/college ready via high-quality instruction		
5	Dual Immersion Instructional Assistants	Dual Immersion (Spanish/English) Program The action being developed is based on the needs of English learners, socioeconomically disadvantaged students (low-income students), and foster youth. The following data set provides the reader with additional data for comparative purposes. Disney ELA SBAC data indicates the following need to raise the percentage of students who meet or exceed the standard from the following 2022-23 baseline: All (68.04%); ELs (16.67%); SEDs (55.00%); Homeless (**%); Foster (**%).	$139,540.06	Yes

		Disney Math SBAC data indicates the following need to raise the percentage of students who meet or exceed the standard from the following 2022-23 baseline: All (50.00%); ELs (7.70%); SEDs (36.91%); Homeless (**%); Foster (**%). McKinley ELA SBAC data indicates the following need to raise the percentage of students who meet or exceed the standard from the following 202-23 baseline: All (45.46%); ELs (0.0%); SEDs (31.33%); Homeless (**%); Foster (**%). McKinley Math SBAC data indicates the following need to raise the percentage of students who meet or exceed the standard from the following 2022-23 baseline: All (37.05%); ELs (11.11%); SEDs (19.27%); Homeless (**%); Foster (**%). (**% is too small at school level for percentage) 4th and 5th Grade Class Size Reduction for Targeted Subgroups - Disney Elementary and McKinley Elementary (Title I Schools) - Instructional assistants are not provided in general education classrooms and only for one hour per day in transitional kindergarten and kindergarten classrooms - Provide Instructional Assistants (IAs) - Primary Language Support for three hours daily - Provide Primary Language Support at Disney Elementary and McKinley Elementary - Work with small groups of students to allow for differentiation and Tier II Intervention (as needed) - Serve as an additional language model of the target language - Assist teachers in the implementation of the dual immersion program State of California Priorities: Priority One: Basic (Conditions of Learning) Priority Two: State Standards (Conditions of Learning) Priority Three: Parental Involvement (Engagement) Priority Four: Pupil Achievement (Pupil Outcomes) Priority Five: Pupil Engagement (Engagement) Priority Seven: Course Access (Conditions of Learning) BUSD Board of Education Goal 1: Students will be career/college ready via high-quality instruction		
6	Secondary Designated ELD Teachers	The action being developed is based on the needs of English learners, socioeconomically disadvantaged students (low-income students), and foster youth to provide supplemental English language development instruction in addition to the core instruction provided at the site. The following data set provides the reader with additional data for comparative purposes. ELA SBAC data indicates the following need to raise the percentage of students who meet or exceed the standard from the following 2022-23 baseline: All (58.43%); ELs (13.41%); SEDs (47.15%); Homeless (42.86%); Foster (**%). Math SBAC data indicates the following need to raise the percentage of students who meet or exceed the standard from the following 2022-23 baseline: All (44.40%); ELs (15.14%); SEDs (32.74%); Homeless (28.58%); Foster (**%).	$507,948.52	Yes

		22-23 ELPAC making progress rate is 57.7%. 2022-23 reclassification rate is 20.7% Designated ELD (additional courses) - Provide a separate, additional classes for students who are in Transition English to teach the Standards for ELD (designated ELD) - Support to secondary students who are English learners - Certificated salaries and related statutory benefits State of California Priorities: Priority One: Basic (Conditions of Learning) Priority Two: State Standards (Conditions of Learning) Priority Three: Parental Involvement (Engagement) Priority Four: Pupil Achievement (Pupil Outcomes) Priority Five: Pupil Engagement (Engagement) Priority Seven: Course Access (Conditions of Learning) BUSD Board of Education Goal 1: Students will be career/college ready via high-quality instruction		
7	Interpreters for Second Language Learner Parents	Interpreters (written and spoken) for Second Language Students, Parents, and Family Members - Continue to recruit and hire more classified staff who can provide interpretation services at all sites that have an English Learner Advisory Committee (ELAC), as well as to any District families who require translation - Translate documents for parents of English Language Learners whose children may also be considered low-income students, foster youth, and students experiencing homelessness State of California Priorities: Priority One: Basic (Conditions of Learning) Priority Two: State Standards (Conditions of Learning) Priority Three: Parental Involvement (Engagement) Priority Four: Pupil Achievement (Pupil Outcomes) Priority Five: Pupil Engagement (Engagement) Priority Seven: Course Access (Conditions of Learning) BUSD Board of Education Goal 1: Students will be career/college ready via high-quality instruction	$78,102.00	Yes
8	Induction Professional Development Teacher on Special Assignment	New hires and teaching staff need support for entering into the workforce as well as a mechanism to finish their credentialing to be full-time, highly qualified, permanent teachers. Often times vacancies and new hires are positions that work with our most vulnerable populations including English Learners, Foster Youth, and students experiencing homelessness. Teacher on Special Assignment will provide professional development services to induction teachers focusing on the teaching and learning needs of unduplicated students. Attention will be given to the mastery of standards, engagement practices, monitoring, intervention services, assessments, and parent communication. The goal is twofold: raise the leveling of instructional services provided by the teacher with the additional benefit that students receive from better instructional practices that are consistently administered.	$30,000.00	Yes

		State of California Priorities: Priority One: Basic (Conditions of Learning) Priority Two: State Standards (Conditions of Learning) Priority Three: Parental Involvement (Engagement) Priority Four: Pupil Achievement (Pupil Outcomes) Priority Five: Pupil Engagement (Engagement) Priority Seven: Course Access (Conditions of Learning) BUSD Board of Education Goal 1: Students will be career/college ready via high-quality instruction		
9	Professional Development Day Costs for All Teachers (1 1/2 days)	The action being developed is based on the needs of English learners, socioeconomically disadvantaged students (low-income students), and foster youth. The following data set provides the reader with additional data for comparative purposes. ELA SBAC data indicates the following need to raise the percentage of students who meet or exceed the standard from the following 2022-23 baseline: All (58.43%); ELs (13.41%); SEDs (47.15%); Homeless (42.86%); Foster (**%). Math SBAC data indicates the following need to raise the percentage of students who meet or exceed the standard from the following 2022-23 baseline: All (44.40%); ELs (15.14%); SEDs (32.74%); Homeless (28.58%); Foster (**%). 22-23 ELPAC making progress rate is 57.7%. 2022-23 reclassification rate is 20.7% The focus of professional development is on the delivery of instruction and researched-based strategies to differentiate instruction for unduplicated student groups. English learners, low-income students, and foster youth will benefit from the focus on their instructional needs and the subsequent delivery of lessons by teachers. The training will focus on dimensions of diversity, equity, and inclusion as they impact the teaching and learning of students who are low-income, foster, experiencing homelessness, and English learners. Specific curricular supplemental resources, instructional strategies, monitoring systems, interventions, and outcomes will be components of the training. The goal of the training is to raise teaching and learning so that unduplicated students benefit from the work of the instructional staff in getting students more successful in their academic career while also attending to social-emotional learning. State of California Priorities: Priority One: Basic (Conditions of Learning) Priority Two: State Standards (Conditions of Learning) Priority Four: Pupil Achievement (Pupil Outcomes) Priority Five: Pupil Engagement (Engagement) Priority Seven: Course Access (Conditions of Learning) BUSD Board of Education Goal 1: Students will be career/college ready via high-quality instruction	$1,000,000.00	Yes
10	Elementary Response to	The action being developed is based on the needs of English learners, socioeconomically	$473,376.00	Yes

	Intervention for Reading/Language Arts and Math	disadvantaged students (low-income students), and foster youth. The following data set provides the reader with additional data for comparative purposes. ELA SBAC data indicates the following need to raise the percentage of students who meet or exceed the standard from the following 2022-23 baseline: All (58.43%); ELs (13.41%); SEDs (47.15%); Homeless (42.86%); Foster (**%). Math SBAC data indicates the following need to raise the percentage of students who meet or exceed the standard from the following 2022-23 baseline: All (44.40%); ELs (15.14%); SEDs (32.74%); Homeless (28.58%); Foster (**%). 22-23 ELPAC making progress rate is 57.7%. 2022-23 reclassification rate is 20.7% The data indicate that the needs of English learners and low-income students are significant. Intervention teachers and instructional assistants will: - Provide direct intervention to students at skill level provided by certificated classroom and intervention teachers using research-based materials - Utilize full-time curriculum specialists (at elementary) to provide direct support to students and manage the program - Utilize part-time intervention teachers and instructional assistants to provide direct support to students - Provide direct intervention for underperforming students by certificated classroom and intervention teachers and instructional assistants - Utilize full-time curriculum specialists (at elementary) to provide direct support to students and manage the program - Utilize part-time intervention teachers and instructional assistants to provide direct support to students - Create targeted Math Intervention sections at the middle schools - When the math intervention classes cannot be secured because of staffing, the budget funds can be used for aide support or supplemental materials. The outcome is to have students master State standards through the delivery of instruction that has high engagement practices, monitoring, assessments, and parent communication. State of California Priorities: Priority One: Basic (Conditions of Learning) Priority Two: State Standards (Conditions of Learning) Priority Three: Parental Involvement (Engagement) Priority Four: Pupil Achievement (Pupil Outcomes) Priority Five: Pupil Engagement (Engagement) Priority Seven: Course Access (Conditions of Learning) BUSD Board of Education Goal 1: Students will be career/college ready via high-quality instruction		
11	Middle School School Psychologist (2.0 FTEs)	Approximately 40% of middle school students qualify for free/reduced lunch and about 20% of these same students experience a high rate of D/F grades. Additionally, about 10% of students	$357,414.00	Yes

		in middle schools are English learners. These two psychologist positions serve all three unduplicated populations. They assess students, work with teachers to support the learning needs of students, provide professional development, consult with parents, and assist administrators. The work of the psychologists will help to lower the D/F rates of middle school students, increase attendance and increase test scores. The impact on English learners will be to maintain and increase performance on their daily work and the ELPAC. State of California Priorities: Priority One: Basic (Conditions of Learning) Priority Two: State Standards (Conditions of Learning) Priority Three: Parental Involvement (Engagement) Priority Four: Pupil Achievement (Pupil Outcomes) Priority Five: Pupil Engagement (Engagement) Priority Seven: Course Access (Conditions of Learning) BUSD Board of Education Goal 1: Students will be career/college ready via high-quality instruction		
12	Behavior Specialists (9.0 FTEs)	Two Behavior Specialists at schools will work with low-income, foster youth, students experiencing homelessness, and English learners. These Behavior Specialists will be working exclusively with the schools with high populations of targeted student subgroups. Anecdotal data indicates a rise in the number of students who have increasing behavior and academic needs. At the elementary level especially, the number of students requiring greater assistance has dramatically increased over the past three years going from one/two students in severe need to over 20 students across the district. These students are displaying major meltdowns and become physical to their peers and adults. Their parents are in crisis mode as they also want to work with their children and school staff. Behavior specialists work not with the students directly but with teachers, instructional staff, administrators, and parents. Behavior specialists participate in student study teams, 504s, and Special Education. Supporting low-income, English learners and homeless/foster youth will result in fewer outbursts, more focused students, greater attendance, and increased achievement as measured by SBAC data and attendance. State of California Priorities: Priority One: Basic (Conditions of Learning) Priority Two: State Standards (Conditions of Learning) Priority Three: Parental Involvement (Engagement) Priority Four: Pupil Achievement (Pupil Outcomes) Priority Five: Pupil Engagement (Engagement) Priority Seven: Course Access (Conditions of Learning) BUSD Board of Education Goal 1: Students will be career/college ready via high-quality instruction	$967,072.99	Yes
13	English Learner Program, Supplemental Supports	There is a need to establish a baseline ELD program for students who are working towards English proficiency as an English Learner.	$467,795.15	Yes

		ELA SBAC data indicates the following need to raise the percentage of students who meet or exceed the standard from the following 2022-23 baseline: All (58.43%); ELs (13.41%); SEDs (47.15%); Homeless (42.86%); Foster (**%). Math SBAC data indicates the following need to raise the percentage of students who meet or exceed the standard from the following 2022-23 baseline: All (44.40%); ELs (15.14%); SEDs (32.74%); Homeless (28.58%); Foster (**%). 22-23 ELPAC making progress rate is 57.7%. 2022-23 reclassification rate is 20.7% The program is designed to increase or improve services by: - Provide support for English Learner students in classes by Instructional Assistants - Provide supplemental materials and supplies to support site-based English Learner programs - Provide liaison support between the school and community for translation, parent contact, and parent education - Implement and monitor implementation of Master Plan for English Learners The work of instructional assistants paid by Maintenance of Effort funds provides support to teachers, instructional assistants and students will result in increases (or maintaining when at a high level like reclassification rate) in student achievement and teacher/instructional assistant effectiveness. English learners may also be students who may also be considered low-income students, foster youth, and/or students experiencing homelessness. State of California Priorities: Priority One: Basic (Conditions of Learning) Priority Two: State Standards (Conditions of Learning) Priority Three: Parental Involvement (Engagement) Priority Four: Pupil Achievement (Pupil Outcomes) Priority Five: Pupil Engagement (Engagement) Priority Seven: Course Access (Conditions of Learning) BUSD Board of Education Goal 1: Students will be career/college ready via high-quality instruction		
14	Full Time Curriculum Specialists for nine elementary schools	The action being developed is based on the needs of English learners, socioeconomically disadvantaged students (low-income students), and foster youth. The following data set provides the reader with additional data for comparative purposes. ELA SBAC data indicates the following need to raise the percentage of students who meet or exceed the standard from the following 2022-23 baseline: All (58.43%); ELs (13.41%); SEDs (47.15%); Homeless (42.86%); Foster (**%). Math SBAC data indicates the following need to raise the percentage of students who meet or exceed the standard from the following 2022-23 baseline: All (44.40%); ELs (15.14%); SEDs (32.74%); Homeless (28.58%); Foster (**%).	$1,293,890.00	Yes

		The Curriculum Specialists for nine of our elementary schools will increase or improve services through the following duties and tasks: Manage site assessments (including ELPAC) Manage and supervise site RTI program to support underperforming students Organize and conduct professional development Analyze data and review with staff Demonstrate lessons Provide direct intervention services to underperforming students in targeted subgroups including low-income students, English learners, foster youth, and students experiencing homelessness State of California Priorities: Priority One: Basic (Conditions of Learning) Priority Two: State Standards (Conditions of Learning) Priority Three: Parental Involvement (Engagement) Priority Four: Pupil Achievement (Pupil Outcomes) Priority Five: Pupil Engagement (Engagement) Priority Seven: Course Access (Conditions of Learning) BUSD Board of Education Goal 1: Students will be career/college ready via high-quality instruction		
15	Library Coordinators at Elementary Schools	Provide focused services to English Learners, Socioeconomically disadvantaged students, foster youth, and students experiencing homelessness through the services that they provide. Services include a concentration on literacy-based skills phonics, word recognition, comprehension, and other age-appropriate literacy standards. Stock and weed collections Manage information systems Manage school-wide Accelerated Reader Program Provide direct services to classes and targeted subgroup students Provide after school access to the library for targeted subgroup students State of California Priorities: Priority One: Basic (Conditions of Learning) Priority Two: State Standards (Conditions of Learning) Priority Three: Parental Involvement (Engagement) Priority Four: Pupil Achievement (Pupil Outcomes) Priority Five: Pupil Engagement (Engagement) Priority Seven: Course Access (Conditions of Learning) BUSD Board of Education Goal 1: Students will be career/college ready via high-quality instruction	$411,787.26	Yes
16	Targeted support for Twice Exceptional students who qualify as GATE and are included in the unduplicated count	BUSD believes in learning beyond the core curriculum by providing GATE enrichment activities and opportunities for unduplicated student groups who may not have access outside of school due to the cost of a program and other restrictions. The LCAP committee identified a need to provide activities during and after school hours in the area of GATE in an effort to connect students to school, create positive experiences, and develop connections with adults. This action provides improved and increased services principally directed toward unduplicated ed students who may not be exposed to GATE activities due to their home environment or financial constraints. This budgeted expenditure is to cover partial costs of the GATE program for students	$70,000.00	Yes

		who are English learners, low-income students, and foster youth. This is an increased service to these unduplicated student groups as they benefit from participating in the GATE program and are challenged by the activities implemented through the program. Researchers have identified several barriers to student participation, ranging from the more tangible, including family or work responsibilities, limited resources for equipment or other expenses, and transportation or other logistical difficulties, to the more complex, such as lack of interest in or alienation from school and its activities (Kleese and D'Onofr io, 1994). Involvement in extracurricular activities also helps at-risk students. John Mahoney and Rober t Cairns (1997) indicated that engagement in school extracurricular activities is linked to decreasing r at es of early school dropouts in both boy s and girls. State of California Priorities: Priority One: Basic (Conditions of Learning) Priority Two: State Standards (Conditions of Learning) Priority Three: Parental Involvement (Engagement) Priority Four: Pupil Achievement (Pupil Outcomes) Priority Five: Pupil Engagement (Engagement) Priority Seven: Course Access (Conditions of Learning) BUSD Board of Education Goal 1: Students will be career/college ready via high-quality instruction		
17	Elementary Assistant Principals (Miller & Jefferson 2.0)	The action being developed is based on the needs of English learners, socioeconomically disadvantaged students (low-income students), and foster youth. The following data set provides the reader with additional data for comparative purposes. ELA SBAC data indicates the following need to raise the percentage of students who meet or exceed the standard from the following 2022-23 baseline: All (58.43%); ELs (13.41%); SEDs (47.15%); Homeless (42.86%); Foster (**%). Math SBAC data indicates the following need to raise the percentage of students who meet or exceed the standard from the following 2022-23 baseline: All (44.40%); ELs (15.14%); SEDs (32.74%); Homeless (28.58%); Foster (**%). The Assistnat Principal at our two largest elementary schools will increase or improve services through the following duties and tasks: Manage site assessments (including ELPAC) Manage and supervise site RTI program to support underperforming students Organize and conduct professional development Analyze data and review with staff Demonstrate lessons Provide direct intervention services to underperforming students in targeted subgroups including low-income students, English learners, foster youth, and students experiencing homelessness State of California Priorities: Priority One: Basic (Conditions of Learning) Priority Two: State Standards (Conditions of Learning) Priority Three: Parental Involvement (Engagement) Priority Four: Pupil Achievement (Pupil Outcomes) Priority Five: Pupil Engagement (Engagement)	$321,239.85	Yes

		Priority Seven: Course Access (Conditions of Learning) BUSD Board of Education Goal 1: Students will be career/college ready via high-quality instruction		
18	Secondary Sheltered ELD Sections (Social Studies and Science)	The action being developed is based on the needs of English learners, socioeconomically disadvantaged students (low-income students), and foster youth. The following data set provides the reader with additional data for comparative purposes. ELA SBAC data indicates the following need to raise the percentage of students who meet or exceed the standard from the following 2022-23 baseline: All (58.43%); ELs (13.41%); SEDs (47.15%); Homeless (42.86%); Foster (**%). Math SBAC data indicates the following need to raise the percentage of students who meet or exceed the standard from the following 2022-23 baseline: All (44.40%); ELs (15.14%); SEDs (32.74%); Homeless (28.58%); Foster (**%). 22-23 ELPAC making progress rate is 57.7%. 2022-23 reclassification rate is 20.7% Secondary Sheltered ELD Sections are designed to reduce class size or dedicate sheltered sections for ELD students in the subjects of Social Science and Science. These subjects are language intensive subjects that require additional support from instructional staff to provide small group instruction and/or differentiation. Smaller class sized or dedicated sections will allow for teaching staff to better support english learners in these core subject areas.	$511,346.28	Yes
19	ELD Instructional Assistants, Secondary (5 FTE)	The action being developed is based on the needs of English learners, socioeconomically disadvantaged students (low-income students), and foster youth. The following data set provides the reader with additional data for comparative purposes. ELA SBAC data indicates the following need to raise the percentage of students who meet or exceed the standard from the following 2022-23 baseline: All (58.43%); ELs (13.41%); SEDs (47.15%); Homeless (42.86%); Foster (**%). Math SBAC data indicates the following need to raise the percentage of students who meet or exceed the standard from the following 2022-23 baseline: All (44.40%); ELs (15.14%); SEDs (32.74%); Homeless (28.58%); Foster (**%). 22-23 ELPAC making progress rate is 57.7%. 2022-23 reclassification rate is 20.7% English Language Development Instructional Assistants - Provide additional hourly support in E/LA and ELD at the elementary level - Work with small groups of students to allow for differentiation and Tier II intervention - Assist teachers in the implementation of the ELD program - Assist teachers in the implementation of the RtI program The work of ELD instructional assistants provide support to teachers and students will result in	$785,155.67	Yes

		increases (or maintaining when at a high level like reclassification rate) in student achievement and teacher/instructional assistant effectiveness on ELA and math SBAC.		
20	Culturally Responsive Pedagogy PD (K-12 PLCs in ELA & Math)	The action being developed is based on the needs of English learners, socioeconomically disadvantaged students (low-income students), and foster youth. The following data set provides the reader with additional data for comparative purposes. ELA SBAC data indicates the following need to raise the percentage of students who meet or exceed the standard from the following 2022-23 baseline: All (58.43%); ELs (13.41%); SEDs (47.15%); Homeless (42.86%); Foster (**%). Math SBAC data indicates the following need to raise the percentage of students who meet or exceed the standard from the following 2022-23 baseline: All (44.40%); ELs (15.14%); SEDs (32.74%); Homeless (28.58%); Foster (**%). 22-23 ELPAC making progress rate is 57.7%. 2022-23 reclassification rate is 20.7% The data indicate that the needs of English learners and low-income students are significant. Culturally Responsive Pedagogy PD will create time and space for teachers to work in professional learning communities with identified lead teachers, site administration, and district administration. Collaboration will be focused on instructional practices including our district work in diversity, equity, and inclusion as well as the following: - Equity in grading - Best practices in culturally relevant instruction - Research interventions - The DuFour's essential questions for professional learning communities - Local data from formative assessments and district benchmarks - Plan-Do-Study-Act Cycles	$125,000.00	Yes
21	RTI Assessment Programs (i-Ready Assessment & School City)	The action being developed is based on the needs of English learners, socioeconomically disadvantaged students (low-income students), and foster youth. The following data set provides the reader with additional data for comparative purposes. ELA SBAC data indicates the following need to raise the percentage of students who meet or exceed the standard from the following 2022-23 baseline: All (58.43%); ELs (13.41%); SEDs (47.15%); Homeless (42.86%); Foster (**%). Math SBAC data indicates the following need to raise the percentage of students who meet or exceed the standard from the following 2022-23 baseline: All (44.40%); ELs (15.14%); SEDs (32.74%); Homeless (28.58%); Foster (**%). 22-23 ELPAC making progress rate is 57.7%. 2022-23 reclassification rate is 20.7% The data indicate that the needs of English learners and low-income students are significant. RTI Assessment Programs will provide students, staff, and families with performance data to	$146,634.00	Yes

		make data-driven decisions regarding interventions for individual, small-group, and whole-group instructional practices. Data will be used to guide professional learning community work in course-alike cohorts as well as grade-level cohorts. Local data is essential in meeting the local indicators on the CA Dashboard. These local assessments will help measure the successful implementation of California State Standards.		
22	Outdoor Science School Support Funding	The action being developed is based on the needs of English learners, socioeconomically disadvantaged students (low-income students), and foster youth. The following data set provides the reader with additional data for comparative purposes. ELA SBAC data indicates the following need to raise the percentage of students who meet or exceed the standard from the following 2022-23 baseline: All (58.43%); ELs (13.41%); SEDs (47.15%); Homeless (42.86%); Foster (**%). Math SBAC data indicates the following need to raise the percentage of students who meet or exceed the standard from the following 2022-23 baseline: All (44.40%); ELs (15.14%); SEDs (32.74%); Homeless (28.58%); Foster (**%). CAST (Science) Data indicates the following need to raise the percentage of students who meet or exceed the standard from the following 2023-24 baseline in 5th grade: All (45.94%) ; ELs, (4.39%); SEDs (31.37%); Homeless (**%); Foster (**%). 22-23 ELPAC making progress rate is 57.7%. The 2022-23 reclassification rate is 20.7% The data indicate that the needs of English learners and low-income students are significant. Exposure to outdoor science will increase interest and motivation to improve mastery in the subject of science. The Outdoor Science School gives students opportunities to experience science firsthand that cannot be replicated in a standard classroom. The outcome is to have students master State standards through the delivery of instruction that has high engagement practices, monitoring, assessments, and parent communication. State of California Priorities: Priority One: Basic (Conditions of Learning) Priority Two: State Standards (Conditions of Learning) Priority Three: Parental Involvement (Engagement) Priority Four: Pupil Achievement (Pupil Outcomes) Priority Five: Pupil Engagement (Engagement) Priority Seven: Course Access (Conditions of Learning) BUSD Board of Education Goal 1: Students will be career/college ready via high-quality instruction	$20,000.00	Yes
23	GATE Program Annual Identification Assessment Process	- Provide training for teachers and administrators on the CogAT-7 GATE identification instrument - Purchase CogAT-7 assessments for all 3rd grade students and nominated/recommended students at other grade levels - Fund additional psychologist time for students who qualify to take the WISC-V or WNV assessments	$20,000.00	No

		- Provide extra duty for teacher test administrators State of California Priorities: Priority One: Basic (Conditions of Learning) Priority Two: State Standards (Conditions of Learning) Priority Three: Parental Involvement (Engagement) Priority Four: Pupil Achievement (Pupil Outcomes) Priority Five: Pupil Engagement (Engagement) Priority Seven: Course Access (Conditions of Learning) BUSD Board of Education Goal 1: Students will be career/college ready via high-quality instruction		
24	District GATE Coordinator	Provide one (0.2 FTE) certificated teacher to coordinate and support the District's GATE program	$25,658.00	No
25	Music Instrument Repair and Replacement	- Provide funding to all secondary school sites for instrumental repair and replacement - Repair or replace damaged or worn-out instruments State of California Priorities: Priority One: Basic (Conditions of Learning) Priority Two: State Standards (Conditions of Learning) Priority Four: Pupil Achievement (Pupil Outcomes) Priority Five: Pupil Engagement (Engagement) Priority Seven: Course Access (Conditions of Learning) BUSD Board of Education Goal 1: Students will be career/college ready via high-quality instruction	$20,000.00	No
26	Secondary Art Supplies and Materials	- Provide additional funding for visual arts classes - Increase available art supplies and materials for students - Replace damaged or worn-out art supplies and materials State of California Priorities: Priority One: Basic (Conditions of Learning) Priority Two: State Standards (Conditions of Learning) Priority Four: Pupil Achievement (Pupil Outcomes) Priority Five: Pupil Engagement (Engagement) Priority Seven: Course Access (Conditions of Learning) BUSD Board of Education Goal 1: Students will be career/college ready via high-quality instruction	$12,600.00	No
27	Provide support for students with disabilities to achieve their Individual Education Plan (IEP) goals.	This budgeted expenditure includes all of the salaries and benefits for Special Education Services across the District. This Special Education expenditure also includes non-public school, contracted services, plus supplies and services, transportation, and instructional assistant personnel. State of California Priorities: Priority One: Basic (Conditions of Learning) Priority Two: State Standards (Conditions of Learning) Priority Three: Parental Involvement (Engagement)	$39,217,554.00	No

		Priority Four: Pupil Achievement (Pupil Outcomes) Priority Five: Pupil Engagement (Engagement) Priority Seven: Course Access (Conditions of Learning) BUSD Board of Education Goal 1: Students will be career/college ready via high-quality instruction		
28	Elementary Music Teachers Staffing	Elementary music teachers will: - Provide weekly music instruction - Annually determine the grade level that will be served for music instruction based on financial conditions - Increase when [possible the instructional minutes for elementary music Im-plement components of the District's Arts for All Plan State of California Priorities: Priority One: Basic (Conditions of Learning) Priority Two: State Standards (Conditions of Learning) Priority Three: Parental Involvement (Engagement) Priority Four: Pupil Achievement (Pupil Outcomes) Priority Five: Pupil Engagement (Engagement) Priority Seven: Course Access (Conditions of Learning) BUSD Board of Education Goal 1: Students will be career/college ready via high-quality instruction	$537,498.00	No
29	Provide CTE Pathway offerings to Secondary Students	Provide instruction, course offerings, and appropriate staffing to maintain current CTE Pathways. Provide Instructional Materials for CTE courses. Povide licenses and membership fees associated with CTE courses.	$1,269,998.00	No
30	World Language Courses at Middle Schools	- Maintain Spanish 1 classes at each middle school - Provide students with one-year completion to meet UC/CSU A-G requirement for work language - Allow students to continue work language instruction upon entering high school State of California Priorities: Priority One: Basic (Conditions of Learning) Priority Two: State Standards (Conditions of Learning) Priority Three: Parental Involvement (Engagement) Priority Four: Pupil Achievement (Pupil Outcomes) Priority Five: Pupil Engagement (Engagement) Priority Seven: Course Access (Conditions of Learning) BUSD Board of Education Goal 1: Students will be career/college ready via high-quality instruction	$399,101.00	No

Goal

Goal #	Description	Type of Goal
2	Students will be physically, emotionally, and mentally healthy and supported through Parental Involvement as measured by State, federal, and District assessment tools including the California Dashboard. (Educational Services) State of California Priorities: Priority One: Basic (Conditions of Learning) Priority Two: State Standards (Conditions of Learning) Priority Three: Parental Involvement (Engagement) Priority Four: Pupil Achievement (Pupil Outcomes) Priority Five: Pupil Engagement (Engagement) Priority Six: School Climate (Engagement) Priority Seven: Course Access (Conditions of Learning) Priority Eight: Other Pupil Outcomes (Pupil Outcomes)	Broad Goal

State priorities addressed by this goal.

1, 2, 3, 4, 5, 6, 7, 8

An explanation of why the LEA has developed this goal.

Goal 2 was created to ensure the students in Burbank Unified School District are in a learning environment that is safe. Students will not be able to engage in academic discourse if they do not feel safe physically or emotionally. Therefore, the mental health and wellness of students are addressed in this goal, included but not limited to:

- Access to more psychologists
- Access to intervention specialists
- Access to behavior specialists
- Access to intervention counselors
- Access to mental health and wellness center
- Access to more nurses
- Implementation of PBIS
- Inclusion of parental involvement

Metrics for this goal will measure the completion of requirements to graduate from high school. We will closely monitor identified subgroups to make sure the graduation rate increases appropriately based on historic performance and/or achievement gaps. Additionally, survey results and other measures will help us identify areas where students may disengage with school such as attendance, behaviors, or perceptions towards staff, and school climate.

Measuring and Reporting Results

Metric #	Metric	Baseline	Year 1 Outcome	Year 2 Outcome	Target for Year 3 Outcome	Current Difference from Baseline
1	Percentage of students completing the A-G requirements. The completion rate will increase by 2% percentage points per year until students reach the highest level of performance as reported on the California Dashboard.	In 2022-2023, 48.0% of high school students met A-G completion rate	In 2023-2024 47.1% of high school students met A-G completion requirements		All students who meet A-G requirements will increase by 6 percentage points by year 3.	The percentage of students completing the A-G requirements decreased by 0.9%
2	Graduation Rate for All Students will increase by 1 percentage point over 3 years as reported on the California Dashboard.	In 2022-2023 93.2% of All Students were graduated from high school	In 2023-2024 96.3% of All Students were graduated from high school		All Students who are graduated from high school will increase by 1 percentage points by year 3.	The graduation Rate for All Students increased by 3.1%

3	Graduation Rate of English Learners will increase by 2 percentage points over 3 years as reported on the California Dashboard.	In 2022-2023, 80.6% of English Learners were graduated from high school	In 2023-2024, 91.3% of English Learners graduated		English Learners who are graduated from HS will increase by 2 percentage points by year 3.	The graduation Rate of English Learners increased by 10.7%
4	Graduation Rate of Socio-Economically Disadvantaged Students will increase by 2 percentage points over 3 years as reported on the California Dashboard.	In 2022-2023, 91.0% of Socio-economically Disadvantaged Students were graduated from high school	In 2023-2024, 95.1% of Socio-economically Disadvantaged Students graduated		Socio-economically Disadvantaged Students who graduate from HS will increase by 2 percentage points by year 3.	The graduation Rate of Socio-Economically Disadvantaged Students increased by 4.1%
5	Graduation Rate for Homeless Students will increase by 2 percentage points over 3 years as reported on the California Dashboard.	In 2022-2023, 90.9% of Homeless Students were graduated from high school	In 2023-2024, 85.2% of Homeless Students graduated		Homeless Students who are graduated from high school will increase by 1 percentage points by year 3.	The graduation Rate for Homeless Students increased by 5.7%

6	Graduation Rate for Foster Youth will increase by 1 percentage points over 3 years as reported on the California Dashboard.	In 2022-2023 NA% of Foster Youth were graduated from high school (Subgroup too small to report)	In 2023-2024 NA% of Foster Youth graduated		Foster Youth who are graduated from high school will increase by 1 percentage points by year 3.	The graduation Rate for Foster Youth remains unchanged.
7	Graduation Rate for Students with Disabilities will increase by 2 percentage points over 3 years as reported on the California Dashboard.	In 2022-2023, 88.3% of Students with Disabilities were graduated from high school	In 2023-2024, 88.3% of Students with Disabilities graduated		Students with Disabilities who are graduated from high school will increase by 2 percentage points by year 3.	The graduation Rate for Students with Disabilities remains unchanged.
8	Graduation Rate for Hispanic Students will increase by 1 percentage points over 3 years as reported on the California Dashboard.	In 2022-2023, 94.0% of Hispanic Students were graduated from high school	In 2023-2024, 96.0% of Hispanic Students graduated		Hispanic Students who are graduated from high school will increase by 1 percentage points by year 3.	The graduation Rate for Hispanic Students increased by 2.0%

9	Suspension Rate District wide will be maintained or at least decrease by 1 percentage point over 3 years as reported on the California Dashboard.	In 2022-2023, 3.2% of students were suspended at least once	In 2023-2024, 2.7% of students were suspended at least once		Decrease suspension rate by 1% district wide or maintain Green or advance to Blue on the Dashboard	The suspension Rate District wide declined by 0.5%
10	School Attendance Rate will increase by 1 percentage point over 3 years as reported on the California Dashboard/Data Quest.	In 2022-2023, the attendance rate was 91.71%	In 2023-2024, the attendance rate was 93.0%		School attendance rate will increase by 1 percentage points by year 3.	School Attendance Rate increased by 1.29%
11	Chronic Absenteeism Rate will decrease by 9 percentage points over 3 years as reported on the California Dashboard.	18.9% of students are chronically absent in 2022-2023	In 2023-2024, 13.4% of students are chronically absent		Chronic absenteeism decreaes by 9 percentage points by year 3 or maintain Green level or Blue level on CA Dashboard indicator.	The Chronic Absenteeism Rate decreased by 5.5%

12	Dropout Rate - Four Year Adjusted Cohort Graduation Rate will increase by 1 percentage point over 3 years as reported on the California Dashboard/Data Quest.	In 2022-2023, the four year adjusted cohort graduation rate was reported as 93.2%	In 2023-2024, the four-year adjusted cohort graduation rate was reported as 96.2%		The four-year adjusted cohort graduation will increase by 1 percentage points by year 3.	Dropout Rate - Four Year Adjusted Cohort Graduation Rate decreased by 3.0%
13	Middle School Drop Out Rate will remain at 0% annually as reported by our local student information system (AERIES) and CALPADS.	In 2022-2023, Middle school dropout rate remains at 0%	In 2023-2024, middle school dropout rate remains at 0%		Middle school dropout rate will be maintined at 0%	The Middle School Drop Out Rate remains unchanged
14	Percent of Student Expulsions from the District will reduce/maintain at a rate lower than the state on an annual basis as reported on the California Dashboard.	In 2022-2023, no students were expelled from the District	In 2023-2024, no students were expelled from the District		Student Expulsions from the District will be maintained at a rate lower than the state on an annual basis	The percent of Student Expulsions from the District remains unchanged

15	Survey and other local measures of pupils, parents, and staff, on the sense of safety will improve by 6 percentage points over 3 years.	In 2022-2023, School Satisfaction Survey analysis indicated the following: Children are safe at school - Staff - 76%; Students - 60%; Parents - 73%	In 2023-2024, School Satisfaction Survey analysis indicated the following: Children are safe at school - Staff - 80%; Students - 59%; Parents - 79%		Pupils, parents, and staff, sense of safety will increase by 6 percentage points by year 3.	Survey and other local measures of pupils, parents, and staff, on the sense of safety changed as follows: Staff increased by 4%; Students decreased by 1%; Parents remained unchanged.
16	Surveys of pupils, parents, and staff, on the sense of care will improve by 6 percentage points over 3 years	In 2022-2023, School Satisfaction Survey analysis indicated the following: School is a positive and supportive learning environment: Staff - 82%; Students - 64%; Parents: 75%	In 2023-2024, School Satisfaction Survey analysis indicated the following: School is a positive and supportive learning environment: Staff - 89%; Students - 57%; Parents: 79%		Pupils, parents, and staff sense of care will improve by 6 percentage points by year 3.	Surveys of pupils, parents, and staff, on the sense of care changed as follows: Staff increased by 7%; Students decreased by 7%; Parents increased by 4%
17	Surveys of pupils, parents, and staff, on the sense of connectedness will improve by 6 percentage points over 3 years.	In 2022-2023, School Satisfaction Survey analysis indicated the following: We treat each other with respect: Staff - 72%; Students - 65%; Parents - 82%	In 2023-2024, School Satisfaction Survey analysis indicated the following: We treat each other with respect: Staff - 88%; Students - 64%; Parents - 78%		Pupils, parents, and staff sense of connectedness will improve by 6 percentage points by year 3.	Surveys of pupils, parents, and staff, on the sense of connectedness changed as follows: Staff increased by 16%; Students decreased by 1%; Parents remained unchanged.

Goal Analysis for 2024-2025

An analysis of how this goal was carried out in the previous year.

A description of overall implementation, including any substantive differences in planned actions and actual implementation of these actions, and any relevant challenges and successes experienced with implementation.

The overall implementation of Goal 2 during the 2024–2025 school year reflected both the district's commitment to student wellness and the evolving understanding of how best to support students' physical, emotional, and mental health. While many of the planned actions were implemented as intended, several substantive differences emerged between the original plan and actual execution, driven by both practical challenges and insights gained through mid-year evaluations.

One of the most notable differences was the shift away from broad academic interventions toward more targeted behavioral and wellness supports. Initially, the district had planned to fund 11 full-time Elementary At-Risk Intervention Specialists at a cost of over $1 million. However, by mid-year, it became clear that this investment was not yielding the expected improvements in student outcomes such as D and F grade rates, chronic absenteeism, or the management and/or curtailment of extreme behavioral outbursts. As a result, this action was removed from the 2025–2026 plan. The decision to discontinue this program was not taken lightly, but it reflected a data-informed understanding that interventions provided by these staff alone were insufficient to address the complex needs of students still recovering from the social and emotional impacts of the COVID- 19 pandemic.

In place of the intervention specialists, the district reallocated funds to hire three Elementary Wellness and Behavior Specialists and seven additional Elementary Behavior Interventionists. These new roles, budgeted at $285,000 and $763,735 respectively, represent a strategic pivot toward proactive, school-based mental health and behavioral support. This change in implementation was driven by the recognition that many students were struggling with behavioral and emotional regulation, which in turn affected their academic performance. By embedding these specialists within school sites, the district aimed to provide more immediate and consistent support to students in need.

Another substantive change involved the Hanover Research Group's services, which was originally funded at $60,000. Hanover's contract was temporarily increased to provide insight on our care centers, and the research was conducted. The district will not continue the additional expense in this action in the following year as planned. Instead, those funds were redirected to support more direct services such as the Elementary Wellness & Behavior Support Specialists (3 FTE).

Despite these shifts, several planned actions were implemented successfully and continued into the 2025–2026 plan. The SOAR program, which provides alternative education and behavioral support, maintained its staffing and funding, reflecting its effectiveness in serving students with more intensive needs. Similarly, Monterey HIgh School will continue to receive support, underscoring its value in providing credit recovery options for a population primarily comprised of unduplicated students.

The district also introduced a new item in goal one—Outdoor Science School support—with a $20,000 allocation. Though not originally part of the 2024–2025 plan, this addition reflects a broader understanding of student wellness that includes engagement, connection to learning, and opportunities for experiential education. This initiative was implemented smoothly and is expected to grow in future years.

Successes, were also evident. Chronic absenteeism decreased from 18.9% in 2022–2023 to 13.4% in 2023–2024, and suspension rates declined as well. These improvements suggest that the district's investments in behavioral and wellness supports are beginning to have a measurable impact. Furthermore, graduation rates for English Learners and socioeconomically disadvantaged students rose significantly, indicating that the broader system of supports is contributing to long-term student success.

In summary, the implementation of Goal 2 in 2024–2025 was marked by both fidelity to the original plan and adaptive changes based on real-time reflection and data. The district's willingness to pivot—shifting resources from less effective academic interventions to more impactful behavioral and wellness supports—demonstrates a responsive and student-centered approach. These changes have laid a stronger foundation for the 2025–2026 plan, which continues to evolve in alignment with the district's commitment to equity, wellness, and academic achievement.

An explanation of material differences between Budgeted Expenditures and Estimated Actual Expenditures and/or Planned Percentages of Improved Services and Estimated Actual Percentages of Improved Services.

Differences between Budgeted Expenditures and Estimated Actual Expenditures for Actions identified for Improved Services

Goal	Action	Action Description	23-24 Initial Budget	23-24 Estimated Actuals	Material Difference
2	1	Monterey Teachers (4.0 FTEs)	$555,012	$568,313	($13,301.00)
2	2	Family Services Agency of Burbank (FSA) Counseling Program	$131,500	$217,322	($85,822.00)
2	3	Secondary Summer School Credit Recovery	$130,000	$130,000	$0.00
2	4	Elementary Intervention Specialists (11 FTEs)	$1,036,020	$950,511	**$85,509**
2	5	Homeless/Foster/At-Risk Youth Specialist	$52,543	$52,720	($177.00)
2	6	School Climate & Mental Health Surveys (Hanover)	$116,279	$116,279	$0
2	7	Partial SOAR Program Staffing (CDS) (1 teacher; 1 para; 2 specialists)	$350,006	$351,272	($1,266)
		Goal 2 SUBTOTAL	**$2,371,360**	**$2,386,417**	**($15,057)**

A description of the effectiveness or ineffectiveness of the specific actions to date in making progress toward the goal.

The evaluation of Goal 2—focused on supporting the physical, emotional, and mental health of students—reveals a nuanced picture of both progress and persistent challenges within Burbank Unified School District (BUSD). The 2024–2025 Local Control and Accountability Plan (LCAP) laid a strong foundation by investing in a range of services, including counseling, intervention specialists, and programs for at-risk youth. However, the effectiveness of these actions has varied, prompting strategic adjustments in the 2025–2026 plan.

During the 2024–2025 school year, BUSD allocated over $2.4 million toward Goal 2 initiatives. These included funding for Monterey High School teachers, the Family Services Agency (FSA) counseling program, secondary summer school credit recovery, and a robust team of elementary intervention specialists. While these investments were well-intentioned and in many cases well-executed, the mid-year update revealed that not all actions yielded the desired outcomes.

For instance, the Elementary At-Risk Intervention Specialists program, which was budgeted at over $1 million for 11 full-time equivalent (FTE) positions, was removed from supplemental funding in the 2025–2026 plan. This decision was likely influenced by the realization that, despite the scale of investment, the program did not produce measurable improvements in key student outcomes such as D and F grade rates or CAASPP performance among targeted subgroups. Similarly, the additional Hanover Research Group's investigation into on-site care centers, which cost $60,000, was discontinued as originally planned.

In contrast, some actions under Goal 2 demonstrated clear effectiveness and were either maintained or expanded. Monterey Teachers, for example, continued to receive funding, reflecting their value in supporting student graduation rates and credit recovery. The SOAR program, which provides alternative education and behavioral support, also retained its funding, indicating its role in addressing the needs of students requiring more intensive interventions.

A particularly notable shift in the 2025–2026 plan is the introduction of three new Elementary Wellness and Behavior Specialist positions, budgeted at $285,000. This move represents a strategic pivot from general academic intervention to more targeted behavioral and wellness support, aligning with the district's recognition that emotional and behavioral challenges often underlie academic struggles. Additionally, the district allocated $763,735 for seven new elementary behavior interventionist positions, supplementing the four existing roles. These changes reflect a growing emphasis on proactive, school-based mental health and behavioral services.

To assess the effectiveness of these revised actions, BUSD will continue to rely on a range of metrics. These include chronic absenteeism rates, which dropped from 18.9% in 2022–2023 to 13.4% in 2023–2024, and suspension rates, which also declined. Graduation rates for key subgroups such as English Learners and socioeconomically disadvantaged students improved significantly, suggesting that broader student support systems are having a positive impact. However, the decline in graduation rates for homeless students—from 90.9% to 85.2%—signals the need for more targeted interventions for this small but vulnerable population.

In summary, the actions taken under Goal 2 during the 2024–2025 school year yielded mixed results. While some programs demonstrated clear value and have been expanded or maintained, others were deemed less effective and have been reduced or eliminated. The 2025–2026 plan reflects a more focused approach, emphasizing behavioral health and wellness supports that are better aligned with the district's evolving understanding of student needs. These adjustments, grounded in data and reflective of past performance, aim to create a more supportive and responsive educational environment for all students.

A description of any changes made to the planned goal, metrics, target outcomes, or actions for the coming year that resulted from reflections on prior practice.

Reflections on the implementation of Goal 2 during the 2024–2025 school year have led to several meaningful changes in the planned goals, metrics, target outcomes, and actions for the 2025–2026 LCAP. These adjustments are grounded in both the successes and shortcomings observed in the prior year and are designed to more effectively support students' physical, emotional, and mental well-being.

One of the most significant shifts is a redefinition of how student wellness is approached. In the previous plan, a substantial portion of the budget was allocated to academic intervention specialists—specifically, 11 full-time elementary intervention specialists funded at over $1 million. However, despite this investment, the district did not observe a corresponding improvement in key academic and behavioral indicators, such as D and F grade rates or chronic absenteeism. As a result, this action was removed from the 2025–2026 supplemental budget. Instead, the district has redirected those funds toward more targeted behavioral and wellness supports, reflecting a refined understanding that academic struggles often stem from unmet social-emotional needs.

This shift is evident in the addition of three new Elementary Wellness and Behavior Specialist positions, budgeted at $285,000, and seven new Elementary Behavior Interventionist positions, funded at $763,735. These roles are designed to provide proactive, school-based mental health and behavioral support, particularly for students who may not yet qualify for special education services but still require structured interventions. This change represents a more holistic and preventative approach to student support, one that aligns with the district's broader goal of fostering safe and inclusive learning environments.

Another change is the elimination of the $60,000 allocation for the Hanover Research Group's contract. While the survey and research provided valuable data, the district had pre-determined that the funds would be a one-time expenditure. This decision underscores a broader trend in the 2025–2026 plan: prioritizing tangible, on-the-ground support over indirect or evaluative tools that do not directly impact student outcomes.

The metrics used to evaluate Goal 2 have also been refined. While traditional academic indicators remain important, the district is placing greater emphasis on behavioral and wellness metrics. These include chronic absenteeism, which improved from 18.9% in 2022–2023 to 13.4% in 2023–2024, and suspension rates, which also declined. These improvements suggest that the district's investments in mental health and behavioral support are beginning to yield positive results. Going forward, the district will continue to monitor these metrics, along with student and parent survey data related to school climate, safety, and connectedness.

Additionally, the district has introduced a $20,000 allocation for Outdoor Science School support in goal 1. This initiative, while modest in cost, reflects a broader commitment to whole-child education. By providing students with experiential learning opportunities outside the traditional classroom, the district aims to enhance engagement, build resilience, and support social-emotional development—key components of Goal 2.

In summary, the 2025–2026 LCAP reflects a thoughtful evolution of Goal 2, shaped by a critical analysis of past practices. The district has shifted from broad academic interventions to more targeted behavioral and wellness supports, refined its metrics to better capture student well-being, and reallocated funds to maximize direct impact. These changes demonstrate Burbank Unified's commitment to continuous improvement and its responsiveness to the complex needs of its students in the post-pandemic educational landscape.

A report of the Total Estimated Actual Expenditures for last year's actions may be found in the Annual Update Table. A report of the Estimated Actual Percentages of Improved Services for last year's actions may be found in the Contributing Actions Annual Update Table.

Actions

Action #	Title	Description	Total Funds	Contributing

1	Monterey Teachers (4.0 FTEs)	Four additional teachers at Monterey High School will provide instructional services to unduplicated students in the continuation school environment. - The continuation high school serves a large number of students that represent our low-income students, English learners, foster/homeless students. - Will increase services to unduplicated students by giving teachers greater opportunities to provide individualized instruction to meet unique student needs. - Low-income, English learners, and foster/homeless youth within this smaller setting will receive small group instruction more regularly, increased 1:1 instruction, closely monitored academic progress, increased intervention beginning with Tier I and then advancing to Tier II as needed - Increasing teachers will improve communicate with parents about the academic and behavioral progress of the unduplicated students on this campus. State of California Priorities: Priority One: Basic (Conditions of Learning) Priority Two: State Standards (Conditions of Learning) Priority Three: Parental Involvement (Engagement) Priority Four: Pupil Achievement (Pupil Outcomes) Priority Five: Pupil Engagement (Engagement) Priority Six: School Climate (Engagement) Priority Seven: Course Access (Conditions of Learning) Priority Eight: Other Pupil Outcomes (Pupil Outcomes) BUSD Board of Education Goal 2: Students will be physically, emotionally, and mentally healthy	$539,766.94	Yes
2	Family Services Agency of Burbank (FSA) Counseling Program	English learners, foster youth, and low-income students have shown to have limited access to personal counseling as these families have voiced the inability to procure these services on their own. Research shows that when students are feeling emotionally safe, they are focused on their students and perform better academically. Unduplicated student groups benefit from this service as targeted funding gives an avenue for students to seek assistance from an outside agency as students may not feel comfortable talking with school district staff. Students may feel more comfortable talking with someone who has less affiliation with the school. \he Family Services Agency of Burbank (FSA) provided counseling and mental health services for low-income students, English learners, and foster/homeless students. Academic achievement counseling may also occur depending on the student's needs. The result will be a student who has someone to turn to and help to work with through crisis situation and positively impact his/her academic, social-emotional, and behavioral issue. State of California Priorities: Priority One: Basic (Conditions of Learning) Priority Two: State Standards (Conditions of Learning) Priority Three: Parental Involvement (Engagement) Priority Four: Pupil Achievement (Pupil Outcomes) Priority Five: Pupil Engagement (Engagement) Priority Six: School Climate (Engagement) Priority Seven: Course Access (Conditions of Learning) Priority Eight: Other Pupil Outcomes (Pupil Outcomes) BUSD Board of Education Goal 2:	$131,500.00	Yes

		Students will be physically, emotionally, and mentally healthy		
3	Secondary Summer School Credit Recovery	Provide opportunities for high school students who have failed one or more courses during the regular school year to make up credits. The failure rate of students who are low-income, English learners, foster youth, and students experiencing homelessness is at a higher rate than other student subgroups. Credit recovery opportunities helps students towards course completion which leads towards graduation. State of California Priorities: Priority One: Basic (Conditions of Learning) Priority Two: State Standards (Conditions of Learning) Priority Three: Parental Involvement (Engagement) Priority Four: Pupil Achievement (Pupil Outcomes) Priority Five: Pupil Engagement (Engagement) Priority Six: School Climate (Engagement) Priority Seven: Course Access (Conditions of Learning) Priority Eight: Other Pupil Outcomes (Pupil Outcomes) BUSD Board of Education Goal 2: Students will be physically, emotionally, and mentally healthy	$100,000.00	Yes
4	Elementary Wellness & Behavior Specialists (3 FTE)	Unduplicated students often experience chronic absenteeism, frequent tardiness, and/or significant behavioral challenges. Research indicates that when students feel emotionally safe, they are more focused and perform better academically. Elementary principals have identified a need for staff who can respond effectively to students in crisis and collaborate with parents to address attendance issues. Elementary Wellness and Behavior Specialists will specialize in providing interventions when students have chronic absences; tardy absences, and/or significant behaviors. - Provide 3.0 FTE to serve all elementary schools - Concentrate focus on attendance and behaviors. - Focus is also on character building especially for students in LACP subgroups. - Particularly, a focus on addressing chronic absenteeism. The district will access the services from LACOE and school sites will be given training and assistance from the Department of Student Services. State of California Priorities: Priority One: Basic (Conditions of Learning) Priority Two: State Standards (Conditions of Learning) Priority Three: Parental Involvement (Engagement) Priority Four: Pupil Achievement (Pupil Outcomes) Priority Five: Pupil Engagement (Engagement) Priority Six: School Climate (Engagement) Priority Seven: Course Access (Conditions of Learning) Priority Eight: Other Pupil Outcomes (Pupil Outcomes) BUSD Board of Education Goal 2: Students will be physically, emotionally, and mentally healthy	$264,579.75	Yes
5	Homeless/Foster/At-Risk Youth Specialist	Students experiencing homelessness and foster youth students need support accessing local and regional resources. Additionally, traditional methods of communication with families are often	$53,093.00	Yes

		times not accessible to families in these circumstances. A need for a staff membe who can act as an advocate on behalf of thes student group and individual students has been identified based on the fequency in which these students' ability to access the academic program as well as additional services and activities is often times overlooked or not addressed by traditional staffing. Transportation and access to local and regiongal services will be communicated directly with families and individualized communication will be provided to Students and parents experiencing homelessness or who are placed in foster care. Students and famlies will be assisted by this staff to advocate for additional resources and considerations to be able to access the instructional programs as well as other activities and programs. State of California Priorities: Priority One: Basic (Conditions of Learning) Priority Two: State Standards (Conditions of Learning) Priority Three: Parental Involvement (Engagement) Priority Four: Pupil Achievement (Pupil Outcomes) Priority Five: Pupil Engagement (Engagement) Priority Six: School Climate (Engagement) Priority Seven: Course Access (Conditions of Learning) Priority Eight: Other Pupil Outcomes (Pupil Outcomes) BUSD Board of Education Goal 2: Students will be physically, emotionally, and mentally healthy		
6	School Climate & Mental Health Surveys (Hanover)	BUSD surveys students, families, and staff annually to collect data on a variety of metrics that give us insight into the perspectives, perceptions, and experiences our students, families and staff have. We collect and analyze this data through an outside vendor to allow our participants to remain anonymous. Additionally, the results of these surveys help us measure growth in the metrics section of the LCAP.	$56,279.00	Yes
7	Partial SOAR Program Staffing (CDS) (1 teacher; 1 para; 2 specialists)	- The SOAR Program serves a large number of unduplicated students. Therefore, a smaller class size will ensure that students receive more individualized instruction to meet their needs and excel academically. - Low-income, English learners, and foster youth within this smaller will receive small group instruction more regularly, 1:1 instruction more regularly, more closely monitored academic progress, more intervention beginning with Tier I and then advancing to Tier II as needed - This will provide for 1.0 FTE additional teachers to serve the unduplicated students at the school. - It will also provide for a 2.0 FTE for SOAR Wellness & Behavior Specialists to serve the unduplicated students across the district. - It also provides 1.0 Campus Supervisor to assist with the SOAR student population on Monterey Campus. State of California Priorities: Priority One: Basic (Conditions of Learning) Priority Two: State Standards (Conditions of Learning) Priority Three: Parental Involvement (Engagement) Priority Four: Pupil Achievement (Pupil Outcomes) Priority Five: Pupil Engagement (Engagement) Priority Six: School Climate (Engagement) Priority Seven: Course Access (Conditions of Learning)	$400,255.95	Yes

		Priority Eight: Other Pupil Outcomes (Pupil Outcomes) BUSD Board of Education Goal 2: Students will be physically, emotionally, and mentally healthy		

Goal

Goal #	Description	Type of Goal
3	Recruit and retain quality employees as measured by full employment of teaching staff with appropriate credentials and placed in appropriate assignments. (Human Resources) State of California Priorities: Priority One: Basic (Conditions of Learning) Priority Two: State Standards (Conditions of Learning) Priority Three: Parental Involvement (Engagement) Priority Four: Pupil Achievement (Pupil Outcomes) Priority Five: Pupil Engagement (Engagement) Priority Six: School Climate (Engagement) Priority Seven: Course Access (Conditions of Learning) Priority Eight: Other Pupil Outcomes (Pupil Outcomes)	Broad Goal

State priorities addressed by this goal.

1, 2, 3, 4, 5, 6, 7, 8

An explanation of why the LEA has developed this goal.

BUSD has traditionally met Williams compliance annually and will work towards maintaining that expectation. Fully credentialed teachers not only are required for compliance but also for the instructional program to meet the learning needs of students.

Metrics in this goal will help determine the progress made in creating an inclusive work environment that attracts high qualify candidates diverse backgrounds.

Measuring and Reporting Results

Metric #	Metric	Baseline	Year 1 Outcome	Year 2 Outcome	Target for Year 3 Outcome	Current Difference from Baseline

1	Survey data will indicate progress in positive relationships among staff, students, and families leading to more open communication, academic achievement, and positive student behavior will improve by 6 percentage points over 3 years.	In 2022-2023, School Satisfaction Survey analysis indicated the following: Teachers communicate students about academic progress: Students - 60%; Parents - 78%; Staff - 84%	In 2023-2024, School Satisfaction Survey analysis indicated the following: Teachers communicate students about academic progress: Students - 55%; Parents - 78%; Staff - 93%		Staff, students, and families sense of open communication, academic achievement, and positive student behavior will improve by 6 percentage points by year 3.	Survey data will indicate progress in positive relationships among staff, students, and families leading to more open communication, academic achievement, and positive student behavior changed as follows: Students decreased by 5%; Parents remained unchanged; Staff increased by 9%
2	Survey results related to diversity, equity, and inclusion will improve by 6 percentage points over 3 years	In 2022-2023, School Satisfaction Survey analysis indicated the following: We treat each other with respect: Staff - 74%; Students - 78%; Parents - 86%	In 2023-2024, School Satisfaction Survey analysis indicated the following: We treat each other with respect: Staff - 88%; Students - 64%; Parents - 78%		Survey results related to diversity, equity, and inclusion will improve by 6 percentage points by year 3.	Survey results related to diversity, equity, and inclusion changed as follows: Staff increased by 14%; Students decreased by 14%; Parents decreased by 8%

3	Employment of Certificated Personnel Administrators will meet the needs of the District and be in alignment with State certification requirements	In 2023–2024, this metric was met.	In 2023–2024, this metric was met		Employment of Certificated Personnel Administrators will meet the needs of the District and be in alignment with State certification requirements	Employment of Certificated Personnel Administrators was met.

Goal Analysis for 2024-2025

An analysis of how this goal was carried out in the previous year.

A description of overall implementation, including any substantive differences in planned actions and actual implementation of these actions, and any relevant challenges and successes experienced with implementation.

The implementation of Goal 3 in the 2024–2025 school year, which focused on recruiting and retaining highly qualified employees, revealed both progress and areas for recalibration. While the district remained committed to fostering a diverse, inclusive, and professionally supported workforce, several substantive differences emerged between the planned actions and their actual implementation. These differences, along with the challenges and successes encountered, have directly informed the adjustments made in the 2025–2026 Local Control and Accountability Plan (LCAP).

One of the most notable discrepancies between plan and practice was the limited implementation of the Diversity, Equity, and Inclusion (DEI) Consultant role. Although the 2024–2025 plan allocated $46,935 for this position to support professional development and planning with site leads and administrators, the decision was made to use existing administrative staff to support sites in this work. As a result, the DEI Consultant role was removed from the 2025–2026 supplemental budget, reflecting a shift in strategy toward more site-based and sustainable approaches to equity work.

Similarly, while the DEI Site Teacher Lead stipends and collaboration time were implemented, they were adjusted in the new plan. The 2024–2025 budget included $97,983 for stipends and $35,008 for collaboration time. However, in the 2025–2026 plan, collaboration time was reduced to $25,000, indicating a refinement in how these roles are structured and supported. This change likely stems from a reassessment of how to best leverage teacher leadership in advancing equity goals without overextending limited resources.

Despite these adjustments, the district experienced several successes in implementing Goal 3. The DEI Site Teacher Lead stipends were fully utilized, and participation in site-based equity initiatives remained strong. Survey data from the 2023–2024 school year showed improvements in staff perceptions of respect and inclusion, with 88% of staff reporting that "we treat each other with respect," up from 74% the previous year. This suggests that, even in the absence of a centralized DEI consultant, the district's decentralized approach to equity work is gaining traction and positively influencing school culture.

Another area of success was the district's continued compliance with state certification requirements for certificated personnel and administrators. This metric, which ensures that all educators are appropriately credentialed and assigned, was fully met in both 2023–2024 and 2024–2025. Maintaining this standard is critical to ensuring high-quality instruction and reflects the district's ongoing commitment to professional excellence.

However, challenges persisted, particularly in the recruitment and retention of staff in specialized roles. As with Goal 2, staffing shortages—especially in areas such as behavioral support and special education—posed barriers to full implementation of planned actions. These challenges underscore the importance of not only offering competitive compensation but also fostering supportive and inclusive work environments that encourage long-term retention.

In response to these insights, the 2025–2026 plan reflects a more focused and sustainable approach to Goal 3. By scaling back on centralized DEI consulting and investing more in site-based leadership and collaboration, the district aims to embed equity work more deeply into the daily fabric of school life. The reduction in collaboration funding also reflects a broader effort to balance fiscal responsibility with the need for meaningful professional development.

In summary, the implementation of Goal 3 in 2024–2025 was marked by both alignment and divergence from the original plan. While some actions were not fully realized, others were successfully implemented and yielded positive outcomes. The district's ability to reflect on these experiences and adjust its approach for 2025–2026 demonstrates a commitment to continuous improvement and a nuanced understanding of what it takes to build and sustain a high-quality, inclusive educational workforce.

An explanation of material differences between Budgeted Expenditures and Estimated Actual Expenditures and/or Planned Percentages of Improved Services and Estimated Actual Percentages of Improved Services.

Differences between Budgeted Expenditures and Estimated Actual Expenditures for Actions identified for Improved Services

Goal	Action	Action Description	23-24 Initial Budget	23-24 Estimated Actuals	Material Difference
3	1	Diversity, Equity, and Inclusion Consultant	$46,935	$0	$46,935.00
3	2	Diversity, Equity, & Inclusion Site Teacher Lead Stipends	$97,983	$63,214	$34,769.00
3	3	Diversity, Equity, & Inclusion Site Lead Collaboration Time	$35,008	$34,009	$999
		Goal 3 SUBTOTAL	**$179,926**	**$97,223**	**$82,703**

A description of the effectiveness or ineffectiveness of the specific actions to date in making progress toward the goal.

The effectiveness of Goal 3—focused on recruiting and retaining highly qualified employees—during the 2024–2025 school year was shaped by both the district's strategic intentions and the realities of implementation. While some actions under this goal demonstrated clear value and impact, others fell short of expectations, prompting thoughtful revisions in the 2025–2026 Local Control and Accountability Plan (LCAP).

One of the central strategies in the 2024–2025 plan was the engagement of a Diversity, Equity, and Inclusion (DEI) Consultant, budgeted at $46,935. This role was intended to support professional development and guide district-wide equity initiatives. However, the decision was made to use existing administrative staff to support sites in this work and the role was ultimately removed from the 2025–2026 plan. This outcome suggests that while the intent to prioritize equity was strong, the execution faced logistical or strategic barriers, such as difficulty securing a consultant or aligning the role with site-level needs.

In contrast, the DEI Site Teacher Lead stipends, budgeted at $97,983, were implemented and well-utilized. These stipends supported teacher leaders at each site in advancing equity-focused initiatives. Survey data from the 2023–2024 school year indicated that 88% of staff agreed with the statement "we treat each other with respect," a notable increase from 74% the previous year. This improvement suggests that site-based leadership in DEI work is having a positive effect on school culture and staff relationships. However, the collaboration time for these leads, originally budgeted at $35,008, was reduced to $25,000 in the 2025–2026 plan. This adjustment reflects a recalibration of how much structured time is needed for collaboration versus how much can be embedded into existing professional learning structures.

Another key metric for Goal 3 was the employment of fully credentialed teachers and administrators. The district met this target, maintaining compliance with state certification requirements. This success is significant, especially in a statewide context where many districts continue to struggle with staffing shortages and reliance on intern or out-of-field teachers. Burbank Unified's ability to maintain a highly qualified workforce speaks to the strength of its recruitment and retention practices, even amid broader labor market challenges.

Despite these successes, the district did face challenges in staffing specialized roles. These difficulties mirror statewide trends and highlight the need for continued investment in creating supportive working conditions, professional growth opportunities, and competitive compensation packages.

In response to these reflections, the 2025–2026 plan shifts away from centralized DEI consulting and instead reinforces site-based leadership and collaboration. This approach not only aligns with what has proven effective but also ensures that equity work is embedded in the daily practices of schools rather than dependent on external support. The reduction in collaboration funding also reflects a broader effort to balance fiscal responsibility with the need for meaningful, sustainable professional development.

In summary, the actions under Goal 3 during the 2024–2025 school year were partially effective. While the DEI Consultant role was not implemented, the success of site-based DEI leadership and the district's continued compliance with credentialing standards demonstrate meaningful progress. The adjustments made for 2025–2026 reflect a commitment to refining strategies based on evidence and experience, ensuring that the district continues to build a strong, inclusive, and professionally supported workforce.

A description of any changes made to the planned goal, metrics, target outcomes, or actions for the coming year that resulted from reflections on prior practice.

Reflections on the implementation of Goal 3 during the 2024–2025 school year have led to several key changes in the planned goals, metrics, target outcomes, and actions for the 2025–2026 Local Control and Accountability Plan (LCAP). These changes are rooted in a deeper understanding of what has proven effective in supporting staff recruitment, retention, and professional growth, as well as what strategies require refinement or replacement.

One of the most significant changes is the removal of the Diversity, Equity, and Inclusion (DEI) Consultant from the 2025–2026 plan. Although this role was originally budgeted at $46,935 in the 2024–2025 LCAP to support districtwide professional development and equity planning, it was never implemented. As a result, the district has shifted its focus to strengthening site-based DEI leadership, which has shown more tangible results.

This shift is reflected in the continued support for DEI Site Teacher Lead stipends, which remain funded at $97,983. These teacher leaders have played a critical role in advancing equity initiatives at the school level, and their impact is supported by improved staff survey results. For example, the percentage of staff who agreed with the statement "we treat each other with respect" rose from 74% in 2022–2023 to 88% in 2023–2024. This metric, while qualitative, serves as a valuable indicator of school climate and the effectiveness of DEI efforts.

However, the district has made a modest reduction in the funding for DEI Site Lead collaboration time, decreasing it from $35,008 to $25,000. This change reflects a recalibration of how collaboration is structured—moving away from additional paid time and toward integrating this work into existing professional learning communities and staff meetings. The goal is to maintain momentum while ensuring that the work is sustainable and embedded in daily practice.

Another area of continuity is the district's commitment to maintaining a fully credentialed teaching and administrative staff. This metric, which was met in both 2023–2024 and 2024–2025, remains a cornerstone of Goal 3. The district's ability to meet this target, even amid statewide staffing shortages, is a testament to its effective recruitment and retention strategies. For 2025–2026, this metric will continue to be monitored through the California Department of Education's Teacher Assignment Monitoring and Oversight (TAMO) report, ensuring that all students have access to appropriately credentialed educators.

While no new budgeted items were added under Goal 3 for 2025–2026, the changes made reflect a strategic refinement rather than a reduction in commitment. The district has chosen to invest in what has worked—site-based leadership, inclusive school culture, and credentialed staffing—while stepping back from actions that did not materialize or lacked measurable impact.

In summary, the changes to Goal 3 in the 2025–2026 LCAP are the result of thoughtful reflection on prior practice. By focusing on sustainable, site-embedded leadership and maintaining high standards for teacher qualifications, Burbank Unified is reinforcing its commitment to building a strong, inclusive, and professionally supported workforce. These adjustments are not only fiscally responsible but also aligned with the district's broader vision of equity and excellence in education.

A report of the Total Estimated Actual Expenditures for last year's actions may be found in the Annual Update Table. A report of the Estimated Actual Percentages of Improved Services for last year's actions may be found in the Contributing Actions Annual Update Table.

Actions

Action #	Title	Description	Total Funds	Contributing
1	Diversity, Equity, & Inclusion Site Teacher Lead Stipends	As a continued extension and progression of the professional development, training, and support	$98,780.00	Yes

		our campuses have received in diversity, equity, and inclusion (DEI) practices, a stipend will be given to select teachers on campus who will act as a liaison for students to receive support and voice issues or concerns regarding DEI. Teachers receiving the DEI stipend will collaborate with our DEI consultants and will assist in leading site discussions and professional development for the DEI initiative.		
2	Diversity, Equity, & Inclusion Site Lead Collaboration Time	As a continued extension and progression of the professional development, training, and support our campuses have received in diversity, equity, and inclusion (DEI) practices, collaboration time will be provided to select teachers on campus who will act as a liaison for students to receive support and voice issues or concerns regarding DEI. Teachers will collaborate with our DEI consultants and will assist in leading site discussions and professional development for the DEI initiative.	$25,000.00	Yes
3	Certificated Personnel and Administrative Costs at the District and Site Level	Certificated Personnel and Administrative Costs at the District and Site Level to support the education of students Continue to recruit and retain highly qualified certificated staff via a more competitive salary - given competing budgetary needs and interests. State of California Priorities: Priority One: Basic (Conditions of Learning) Priority Two: State Standards (Conditions of Learning) Priority Three: Parental Involvement (Engagement) Priority Four: Pupil Achievement (Pupil Outcomes) Priority Five: Pupil Engagement (Engagement) Priority Six: School Climate (Engagement) Priority Seven: Course Access (Conditions of Learning) Priority Eight: Other Pupil Outcomes (Pupil Outcomes) BUSD Board of Education Goal 3: Recruit and retain highly qualified employees	$116,732,680.00	No

Goal

Goal #	Description	Type of Goal
4	Efficient and effective operations as measured by appropriate facilities especially classrooms that are conducive to the needs of the instructional program. (Business Services) State of California Priorities: Priority One: Basic (Conditions of Learning) Priority Three: Parental Involvement (Engagement) Priority Six: School Climate (Engagement) Priority Eight: Other Pupil Outcomes (Pupil Outcomes)	Broad Goal

State priorities addressed by this goal.

1, 3, 6, 8

An explanation of why the LEA has developed this goal.

BUSD prides itself in having facilities especially classrooms, playgrounds, libraries, cafeterias, and other instructional areas that meet the needs of the instructional program. It is the expectation that this practice continues.

A single metric will determine if processes being followed to identify and address any concerns with the status of our school and district infrastructure including grounds and buildings.

Measuring and Reporting Results

Metric #	Metric	Baseline	Year 1 Outcome	Year 2 Outcome	Target for Year 3 Outcome	Current Difference from Baseline
1	100% Compliance with the Facilities Inspection Tool (FIT)	100% compliance with the completion of the Facilities Inspection Tool (FIT) in 2022-2023	100% compliance with the completion of the Facilities Inspection Tool (FIT) in 2023-2024		100% compliance with the completion of the Facilities Inspection Tool (FIT)	100% Compliance with the Facilities Inspection Tool (FIT)

Goal Analysis for 2024-2025

An analysis of how this goal was carried out in the previous year.

A report of the Total Estimated Actual Expenditures for last year's actions may be found in the Annual Update Table. A report of the Estimated Actual Percentages of Improved Services for last year's actions may be found in the Contributing Actions Annual Update Table.

Actions

Action #	Title	Description	Total Funds	Contributing
2	Provide Facility and Maintenance Operations staff, including custodians to provide a clean, safe, and secure learning environment for all students.	Provide Facility and Support Operations (FASO) staff, including custodians to provide a clean, safe, and secure learning. This action supports the education of students by having safe and secure facilities. State of California Priorities: Priority One: Basic (Conditions of Learning) Priority Three: Parental Involvement (Engagement) Priority Six: School Climate (Engagement) Priority Eight: Other Pupil Outcomes (Pupil Outcomes) BUSD Board of Education Goal: Maintain efficient and effective operations	$7,395,358.00	No

Increased or Improved Services for Foster Youth, English Learners, and Low-Income Students for 2025-2026

Total Projected LCFF Supplemental and/or Concentration Grants	Projected Additional 15 percent LCFF Concentration Grant
$11,970,073.00	$0.00

Required Percentage to Increase or Improve Services for the LCAP Year

Projected Percentage to Increase or Improve Services for the Coming School Year	LCFF Carryover — Percentage	LCFF Carryover — Dollar	Total Percentage to Increase or Improve Services for the Coming School Year
7.04%	0.00%	$0.00	7.04%

The Budgeted Expenditures for Actions identified as Contributing may be found in the Contributing Actions Table.

Required Descriptions

LEA-wide and Schoolwide Actions

For each action being provided to an entire LEA or school, provide an explanation of (1) the unique identified need(s) of the unduplicated student group(s) for whom the action is principally directed, (2) how the action is designed to address the identified need(s) and why it is being provided on an LEA or schoolwide basis, and (3) the metric(s) used to measure the effectiveness of the action in improving outcomes for the unduplicated student group(s).

Goal and Action #(s)	Identified Need(s)	How the Action(s) Address Need(s) and Why it is Provided on an LEA-wide or Schoolwide Basis	Metric(s) to Monitor Effectiveness
Goal 1, Action 1 Elementary Class Size Reduction Grades 4 and 5	Unduplicated pupils' academic achievement in mathematics and literacy, and acquisition of English for EL students. The action being developed is based on the needs of English learners, socioeconomically disadvantaged students (low-income students), and foster youth. The following data set provides the reader with additional data for comparative purposes. Disney ELA SBAC data indicates the following need to raise the percentage of students who meet or exceed the standard from the following 2022-23 baseline: All (68.04%); ELs (16.67%); SEDs (55.00%); Homeless (**%); Foster (**%). Disney Math SBAC data indicates the following need to raise the percentage of students who meet or exceed the standard from the following 2022-23 baseline: All (50.00%); ELs (7.70%); SEDs (36.91%); Homeless (**%); Foster (**%). McKinley ELA SBAC data indicates the following need to raise the percentage of students who meet or exceed the standard from the following 202-23 baseline: All (45.46%); ELs (0.0%); SEDs (31.33%); Homeless (**%); Foster (**%). McKinley Math SBAC data indicates the following need to raise the percentage of students who meet or exceed the standard from the following 2022-23 baseline: All (37.05%); ELs (11.11%); SEDs (19.27%); Homeless (**%); Foster (**%). (**% is too small at school level for percentage)	4th and 5th Grade Class Size Reduction for Targeted Subgroups - Disney Elementary and McKinley Elementary (Title I Schools) This action is School wide though it is principally directed to support smaller classes in upper elementary, which will allow for more focused time with ELs at risk of becoming LTELs, and in small group instruction to support the math and literacy achievement of our unduplicated students. This is to ensure students are on grade level academically before entering middle school. Research shows that smaller class size coupled with effective teaching practices results in greater students achievement. The makeup of classrooms is approximately 40% of students who are English learners, low-income students, foster youth, and students experiencing homelessness. Teachers and instructional assistants provide students with small group and 1:1 instruction that will towards student academic success. Smaller class sizes will allow the teacher and instructional assistants to work with students in small groups and in a 1:1 setting resulting in increased student achievement. State of California Priorities: Priority One: Basic (Conditions of Learning) Priority Two: State Standards (Conditions of Learning) Priority Three: Parental Involvement (Engagement) Priority Four: Pupil Achievement (Pupil Outcomes) Priority Five: Pupil Engagement (Engagement) Priority Seven: Course Access (Conditions of Learning) BUSD Board of Education Goal 1: Students will be career/college ready via high-quality instruction	Metrics 1 - 16

Goal 1, Action 4 Dual Immersion Teacher Cost Share	The action being developed is based on the needs of English learners, socioeconomically disadvantaged students (low-income students), and foster youth. The following data set provides the reader with additional data for comparative purposes. Unduplicated pupils' academic achievement in mathematics and literacy, and acquisition of English for EL students. Disney ELA SBAC data indicates the following need to raise the percentage of students who meet or exceed the standard from the following 2022-23 baseline: All (68.04%); ELs (16.67%); SEDs (55.00%); Homeless (**%); Foster (**%). Disney Math SBAC data indicates the following need to raise the percentage of students who meet or exceed the standard from the following 2022-23 baseline: All (50.00%); ELs (7.70%); SEDs (36.91%); Homeless (**%); Foster (**%). McKinley ELA SBAC data indicates the following need to raise the percentage of students who meet or exceed the standard from the following 202-23 baseline: All (45.46%); ELs (0.0%); SEDs (31.33%); Homeless (**%); Foster (**%). McKinley Math SBAC data indicates the following need to raise the percentage of students who meet or exceed the standard from the following 2022-23 baseline: All (37.05%); ELs (11.11%); SEDs (19.27%); Homeless (**%); Foster (**%). (**% is too small at school level for percentage) 4th and 5th Grade Class Size Reduction for Targeted Subgroups - Disney Elementary and McKinley Elementary (Title I Schools)	This Action is school-wide though it is principally directed to support English language acquisition for English learners, in elementary. Dual-Immersion language classrooms allow mutually beneficial classroom environments for Spanish speaking families and English Speaking families to learn grade level curriculum while obtaining a second language. Re-enforcement of the child's home language will also occur as a result. This will ensure students are at grade level academically before entering middle school and reduce the risk of ELs becoming LTELs. Research shows that smaller class size coupled with effective teaching practices results in greater students achievement. The makeup of classrooms is primarily of unduplicated students with a concentration of students who are English learners and low-income. Teachers and instructional assistants provide students with small group and 1:1 instruction that will towards student academic success. - This action will fund the partial cost to run the dual immersion classes as it provides the most effective environment for English Language Learners to thrive academically - This action will reduce class size so that there are 5 to 7 fewer students per class to provide additional support to ELD & Low-income students. State of California Priorities: Priority One: Basic (Conditions of Learning) Priority Two: State Standards (Conditions of Learning) Priority Three: Parental Involvement (Engagement) Priority Four: Pupil Achievement (Pupil Outcomes) Priority Five: Pupil Engagement (Engagement) Priority Seven: Course Access (Conditions of Learning) BUSD Board of Education Goal 1: Students will be career/college ready via high-quality instruction	Metrics 1, 2, 9, 10, 17, & 18

Goal 1, Action 5 Dual Immersion Instructional Assistants	The action being developed is based on the needs of English learners, socioeconomically disadvantaged students (low-income students), and foster youth. The following data set provides the reader with additional data for comparative purposes. Unduplicated pupils' academic achievement in mathematics and literacy, and acquisition of English for EL students. Disney ELA SBAC data indicates the following need to raise the percentage of students who meet or exceed the standard from the following 2022-23 baseline: All (68.04%); ELs (16.67%); SEDs (55.00%); Homeless (**%); Foster (**%). Disney Math SBAC data indicates the following need to raise the percentage of students who meet or exceed the standard from the following 2022-23 baseline: All (50.00%); ELs (7.70%); SEDs (36.91%); Homeless (**%); Foster (**%). McKinley ELA SBAC data indicates the following need to raise the percentage of students who meet or exceed the standard from the following 202-23 baseline: All (45.46%); ELs (0.0%); SEDs (31.33%); Homeless (**%); Foster (**%). McKinley Math SBAC data indicates the following need to raise the percentage of students who meet or exceed the standard from the following 2022-23 baseline: All (37.05%); ELs (11.11%); SEDs (19.27%); Homeless (**%); Foster (**%). (**% is too small at school level for percentage)	This Action is school-wide though it is principally directed to support English language acquisition for English learners, in elementary. Dual-Immersion language classrooms allow mutually beneficial classroom environments for Spanish speaking families and English Speaking families to learn grade level curriculum while obtaining a second language. Re-enforcement of the child's home language will also occur as a result. This will ensure students are at grade level academically before entering middle school and reduce the risk of ELs becoming LTELs. 4th and 5th Grade Class Size Reduction for Targeted Subgroups - Disney Elementary and McKinley Elementary (Title I Schools) - Instructional assistants are not provided in general education classrooms and only for one hour per day in transitional kindergarten and kindergarten classrooms - Provide Instructional Assistants (IAs) - Primary Language Support for three hours daily - Provide Primary Language Support at Disney Elementary and McKinley Elementary - Work with small groups of students to allow for differentiation and Tier II Intervention (as needed) - Serve as an additional language model of the target language - Assist teachers in the implementation of the dual immersion program State of California Priorities: Priority One: Basic (Conditions of Learning) Priority Two: State Standards (Conditions of Learning) Priority Three: Parental Involvement (Engagement) Priority Four: Pupil Achievement (Pupil Outcomes) Priority Five: Pupil Engagement (Engagement) Priority Seven: Course Access (Conditions of Learning) BUSD Board of Education Goal 1: Students will be career/college ready via high-quality instruction	Metrics 1, 2, 9, 10, 17, & 18

Goal 1, Action 7 Interpreters for Second Language Learner Parents	Unduplicated pupils' and families need school and district information in a variety of languages. Access to the same educational opportunities require the use of translators and interpreters so families with a home language other than English have the same access to information to make educational decisions for their childresn. Interpreters (written and spoken) for Second Language Students, Parents, and Family Members - Continue to recruit and hire more classified staff who can provide interpretation services at all sites that have an English Learner Advisory Committee (ELAC), as well as to any District families who require translation	This action is LEA wide though it is principally directed to support families that speak a language other than English in their household. Translate documents for parents of English Language Learners whose children may also be considered low-income students, foster youth, and students experiencing homelessness	Metrics 2, 10, 17, & 18
Goal 1, Action 8 Induction Professional Development Teacher on Special Assignment	Unduplicated pupils' academic achievement in mathematics and literacy, and acquisition of English for EL students. New hires and teaching staff need support for entering into the workforce as well as a mechanism to finish their credentialing to be full-time, highly qualified, permanent teachers. Often times vacancies and new hires are positions that work with our most vulnerable populations including English Learners, Foster Youth, and students experiencing homelessness.	This action is LEA wide though it is principally directed to support Unduplicated students who are commonly assigned new teachers in the profession or our least senior teaching staff. Providing Professional Development on the teaching standards and induction for new teachers allows for sustainability and increased performance for our students comprised of primarily Unduplicated students. Teacher on Special Assignment will provide professional development services to induction teachers focusing on the teaching and learning needs of unduplicated students. Attention will be given to the mastery of standards, engagement practices, monitoring, intervention services, assessments, and parent communication. The goal is twofold: raise the leveling of instructional services provided by the teacher with the additional benefit that students receive from better instructional practices that are consistently administered. State of California Priorities: Priority One: Basic (Conditions of Learning) Priority Two: State Standards (Conditions of Learning) Priority Three: Parental Involvement (Engagement) Priority Four: Pupil Achievement (Pupil Outcomes) Priority Five: Pupil Engagement (Engagement) Priority Seven: Course Access (Conditions of Learning) BUSD Board of Education Goal 1: Students will be career/college ready via high-quality instruction	Metrics 1-16

Goal 1, Action 9 Professional Development Day Costs for All Teachers (1 1/2 days)	Unduplicated pupils' academic achievement in mathematics and literacy, and acquisition of English for EL students. The action being developed is based on the needs of English learners, socioeconomically disadvantaged students (low-income students), and foster youth. The following data set provides the reader with additional data for comparative purposes. ELA SBAC data indicates the following need to raise the percentage of students who meet or exceed the standard from the following 2022-23 baseline: All (58.43%); ELs (13.41%); SEDs (47.15%); Homeless (42.86%); Foster (**%). Math SBAC data indicates the following need to raise the percentage of students who meet or exceed the standard from the following 2022-23 baseline: All (44.40%); ELs (15.14%); SEDs (32.74%); Homeless (28.58%); Foster (**%). 22-23 ELPAC making progress rate is 57.7%. 2022-23 reclassification rate is 20.7%	This action is LEA wide though it is principally directed to support unduplicated student populations, which will allow for more focused time with ELs at risk of becoming LTELs, and in small group instruction to support the math and literacy achievement of our unduplicated students. This is to ensure students are on grade level academically before entering middle school. The focus of professional development is on the delivery of instruction and researched-based strategies to differentiate instruction for unduplicated student groups. English learners, low-income students, and foster youth will benefit from the focus on their instructional needs and the subsequent delivery of lessons by teachers. The training will focus on dimensions of diversity, equity, and inclusion as they impact the teaching and learning of students who are low-income, foster, experiencing homelessness, and English learners. Specific curricular supplemental resources, instructional strategies, monitoring systems, interventions, and outcomes will be components of the training. The goal of the training is to raise teaching and learning so that unduplicated students benefit from the work of the instructional staff in getting students more successful in their academic career while also attending to social-emotional learning. State of California Priorities: Priority One: Basic (Conditions of Learning) Priority Two: State Standards (Conditions of Learning) Priority Four: Pupil Achievement (Pupil Outcomes) Priority Five: Pupil Engagement (Engagement) Priority Seven: Course Access (Conditions of Learning) BUSD Board of Education Goal 1: Students will be career/college ready via high-quality instruction	Metrics 1-16

Goal 1, Action 10 Elementary Response to Intervention for Reading/Language Arts and Math	Unduplicated pupils' academic achievement in mathematics and literacy, and acquisition of English for EL students. The action being developed is based on the needs of English learners, socioeconomically disadvantaged students (low-income students), and foster youth. The following data set provides the reader with additional data for comparative purposes. ELA SBAC data indicates the following need to raise the percentage of students who meet or exceed the standard from the following 2022-23 baseline: All (58.43%); ELs (13.41%); SEDs (47.15%); Homeless (42.86%); Foster (**%). Math SBAC data indicates the following need to raise the percentage of students who meet or exceed the standard from the following 2022-23 baseline: All (44.40%); ELs (15.14%); SEDs (32.74%); Homeless (28.58%); Foster (**%). 22-23 ELPAC making progress rate is 57.7%. 2022-23 reclassification rate is 20.7% The data indicate that the needs of English learners and low-income students are significant.	This action is LEA wide though it is principally directed to support small-group interventions in elementary, which will allow for more focused time with ELs at risk of becoming LTELs, and in small group instruction to support the math and literacy achievement of our unduplicated students. This is to ensure students are on grade level academically before entering middle school. Intervention teachers and instructional assistants will: - Provide direct intervention to students at skill level provided by certificated classroom and intervention teachers using research-based materials - Utilize full-time curriculum specialists (at elementary) to provide direct support to students and manage the program - Utilize part-time intervention teachers and instructional assistants to provide direct support to students - Provide direct intervention for underperforming students by certificated classroom and intervention teachers and instructional assistants - Utilize full-time curriculum specialists (at elementary) to provide direct support to students and manage the program - Utilize part-time intervention teachers and instructional assistants to provide direct support to students - Create targeted Math Intervention sections at the middle schools - When the math intervention classes cannot be secured because of staffing, the budget funds can be used for aide support or supplemental materials. The outcome is to have students master State standards through the delivery of instruction that has high engagement practices, monitoring, assessments, and parent communication. State of California Priorities: Priority One: Basic (Conditions of Learning) Priority Two: State Standards (Conditions of Learning) Priority Three: Parental Involvement (Engagement) Priority Four: Pupil Achievement (Pupil Outcomes) Priority Five: Pupil Engagement (Engagement) Priority Seven: Course Access (Conditions of Learning) BUSD Board of Education Goal 1: Students will be career/college ready via high-quality instruction	Metrics 1-16

Goal 1, Action 11 Middle School School Psychologist (2.0 FTEs)	Unduplicated pupils' access to academics in mathematics and literacy, and acquisition of English for EL students. Approximately 40% of middle school students qualify for free/reduced lunch and about 20% of these same students experience a high rate of D/F grades. Additionally, about 10% of students in middle schools are English learners. These two psychologist positions serve all three unduplicated populations.	This action is LEA wide though it is principally directed to support students who have outside factors or basic needs in order to engage and success academically. Providing these services will benefit Unduplicated students more than the general population because they have higher percentage of need and participation in psychological services. These two psychologist positions serve all three unduplicated populations. They assess students, work with teachers to support the learning needs of students, provide professional development, consult with parents, and assist administrators. The work of the psychologists will help to lower the D/F rates of middle school students, increase attendance and increase test scores. The impact on English learners will be to maintain and increase performance on their daily work and the ELPAC. State of California Priorities: Priority One: Basic (Conditions of Learning) Priority Two: State Standards (Conditions of Learning) Priority Three: Parental Involvement (Engagement) Priority Four: Pupil Achievement (Pupil Outcomes) Priority Five: Pupil Engagement (Engagement) Priority Seven: Course Access (Conditions of Learning) BUSD Board of Education Goal 1: Students will be career/college ready via high-quality instruction	Metrics 20-28

Goal 1, Action 12 Behavior Specialists (2.0 FTEs)	Unduplicated pupils' access to academics in mathematics and literacy, and acquisition of English for EL students. Two Behavior Specialists at schools will work with low-income, foster youth, students experiencing homelessness, and English learners. These Behavior Specialists will be working exclusively with the schools with high populations of targeted student subgroups. Anecdotal data indicates a rise in the number of students who have increasing behavior and academic needs. At the elementary level especially, the number of students requiring greater assistance has dramatically increased over the past three years going from one/two students in severe need to over 20 students across the district. These students are displaying major meltdowns and become physical to their peers and adults. Their parents are in crisis mode as they also want to work with their children and school staff.	This action is LEA wide though it is principally directed to support students who have outside factors or basic needs in order to engage and success academically. Providing these services will benefit Unduplicated students more than the general population because they have higher percentage of need and participation in behavior support services. Behavior specialists work not with the students directly but with teachers, instructional staff, administrators, and parents. Behavior specialists participate in student study teams, 504s, and Special Education. Supporting low-income, English learners and homeless/foster youth will result in fewer outbursts, more focused students, greater attendance, and increased achievement as measured by SBAC data and attendance. State of California Priorities: Priority One: Basic (Conditions of Learning) Priority Two: State Standards (Conditions of Learning) Priority Three: Parental Involvement (Engagement) Priority Four: Pupil Achievement (Pupil Outcomes) Priority Five: Pupil Engagement (Engagement) Priority Seven: Course Access (Conditions of Learning) BUSD Board of Education Goal 1: Students will be career/college ready via high-quality instruction	Metric 42

Goal 1, Action 14 Full Time Curriculum Specialists for all elementary schools	Unduplicated pupils' academic achievement in mathematics and literacy, and acquisition of English for EL students. The action being developed is based on the needs of English learners, socioeconomically disadvantaged students (low-income students), and foster youth. The following data set provides the reader with additional data for comparative purposes. ELA SBAC data indicates the following need to raise the percentage of students who meet or exceed the standard from the following 2022-23 baseline: All (58.43%); ELs (13.41%); SEDs (47.15%); Homeless (42.86%); Foster (**%). Math SBAC data indicates the following need to raise the percentage of students who meet or exceed the standard from the following 2022-23 baseline: All (44.40%); ELs (15.14%); SEDs (32.74%); Homeless (28.58%); Foster (**%).	This action is LEA wide though it is principally directed to support small-group instruction, standards implementation, SDAIE strategies, and in-classroom interventions with elementary teachers, which will allow for more focused time with Unduplicated students at risk of falling below grade level. This is to ensure students are on grade level academically before entering middle school. The Curriculum Specialists for all elementary schools will increase or improve services through the following duties and tasks: Manage site assessments (including ELPAC) Manage and supervise site RTI program to support underperforming students Organize and conduct professional development Analyze data and review with staff Demonstrate lessons Provide direct intervention services to underperforming students in targeted subgroups including low-income students, English learners, foster youth, and students experiencing homelessness State of California Priorities: Priority One: Basic (Conditions of Learning) Priority Two: State Standards (Conditions of Learning) Priority Three: Parental Involvement (Engagement) Priority Four: Pupil Achievement (Pupil Outcomes) Priority Five: Pupil Engagement (Engagement) Priority Seven: Course Access (Conditions of Learning) BUSD Board of Education Goal 1: Students will be career/college ready via high-quality instruction	Metrics 1-16

Goal 1, Action 15 Library Coordinators at Elementary Schools	Unduplicated pupils' access to a variety of literature for use at home and at school. The LCAP Committee continues to identify a need to provide unduplicated students access to libraries and technology computer labs during the school day to support student learning and therefore recommends that this remain an action for the 2023-24 LCAP. Access to primary language materials, software programs, and guided supplemental instructional lessons provided students with access to relevant and meaningful learning experiences to encourage and advance learning across all content areas. Library aides and multi-media technology specialists provide improved or increased services principally directed toward unduplicated students with 21st-century learning styles specifically for students who may not have access to these services at home or in the community. This is an ongoing action from the 2017-2020 LCAP. Student achievement data shows that English learners, foster youth, and students experiencing homelessness well achieve in elementary schools and the reclassification rates are relatively high and stable. Unduplicated student groups will be better equipped in English Language Arts as measured by District assessments.	This action is LEA wide though it is principally directed to Unduplicated students who may not have families at home to provide guidance for books or to read to them in English because of language barriers or time constraints with working long hours or two jobs. Provide focused services to English Learners, Socioeconomically disadvantaged students, foster youth, and students experiencing homelessness through the services that they provide. Services include a concentration on literacy-based skills phonics, word recognition, comprehension, and other age-appropriate literacy standards. Stock and weed collections Manage information systems Manage school-wide Accelerated Reader Program Provide direct services to classes and targeted subgroup students Provide after school access to the library for targeted subgroup students State of California Priorities: Priority One: Basic (Conditions of Learning) Priority Two: State Standards (Conditions of Learning) Priority Three: Parental Involvement (Engagement) Priority Four: Pupil Achievement (Pupil Outcomes) Priority Five: Pupil Engagement (Engagement) Priority Seven: Course Access (Conditions of Learning) BUSD Board of Education Goal 1: Students will be career/college ready via high-quality instruction	Metrics 1-8

Goal 1, Action 16 Targeted support for Twice Exceptional students	Unduplicated pupils' academic achievement in mathematics and literacy, and acquisition of English for EL students. BUSD believes in learning beyond the core curriculum by providing GATE enrichment activities and opportunities for unduplicated student groups who may not have access outside of school due to the cost of a program and other restrictions. The LCAP committee identified a need to provide activities during and after school hours in the area of GATE in an effort to connect students to school, create positive experiences, and develop connections with adults. This action provides improved and increased services principally directed toward unduplicated ed students who may not be exposed to GATE activities due to their home environment or financial constraints. This budgeted expenditure is to cover partial costs of the GATE program for students who are English learners, low-income students, and foster youth.	This action is LEA wide though it is principally directed to support students that are identified as GATE and are also Unduplicated students. These students are often over-looked or underserved due to the majority of services for unduplicated students being remedial in nature. This is an increased service to these unduplicated student groups as they benefit from participating in the GATE program and are challenged by the activities implemented through the program. Research has identified several barriers to student participation in GATE that come from families with challenges such as learning a new language, homelessness, or low socio-economic status. This action will make sure these students are not under-identified or unsupported in their academic classes.	Metrics 8 & 16

Goal 1, Acation 17 Elementary Assistant Principals (Miller & Jefferson 2 FTE)	Unduplicated pupils' academic achievement in mathematics and literacy, and acquisition of English for EL students.	This action is school wide though it is principally directed to support small-group instruction, standards implementation, SDAIE strategies, and in-classroom interventions with elementary teachers, which will allow for more focused time with Unduplicated students at risk of falling below grade level. This is to ensure students are on grade level academically before entering middle school. The Curriculum Specialists for all elementary schools will increase or improve services through the following duties and tasks: Manage site assessments (including ELPAC) Manage and supervise site RTI program to support underperforming students Organize and conduct professional development Analyze data and review with staff Demonstrate lessons Provide direct intervention services to underperforming students in targeted subgroups including low-income students, English learners, foster youth, and students experiencing homelessness State of California Priorities: Priority One: Basic (Conditions of Learning) Priority Two: State Standards (Conditions of Learning) Priority Three: Parental Involvement (Engagement) Priority Four: Pupil Achievement (Pupil Outcomes) Priority Five: Pupil Engagement (Engagement) Priority Seven: Course Access (Conditions of Learning) BUSD Board of Education Goal 1: Students will be career/college ready via high-quality instruction	Metrics 1-16

Goal 1, Action 20 Culturally Responsive Pedagogy PD (K-12 PLCs in ELA & Math)	Unduplicated pupils' academic achievement in mathematics and literacy, and acquisition of English for EL students. The action being developed is based on the needs of English learners, socioeconomically disadvantaged students (low-income students), and foster youth. The following data set provides the reader with additional data for comparative purposes. ELA SBAC data indicates the following need to raise the percentage of students who meet or exceed the standard from the following 2022-23 baseline: All (58.43%); ELs (13.41%); SEDs (47.15%); Homeless (42.86%); Foster (**%). Math SBAC data indicates the following need to raise the percentage of students who meet or exceed the standard from the following 2022-23 baseline: All (44.40%); ELs (15.14%); SEDs (32.74%); Homeless (28.58%); Foster (**%). 22-23 ELPAC making progress rate is 57.7%. 2022-23 reclassification rate is 20.7% The data indicate that the needs of English learners and low-income students are significant.	This action is LEA wide though it is principally directed to support improved implementation of standards and good first instruction, which will allow for more focused lessons, instructional practices, and equity in grading for ELs at risk of becoming LTELs, and instruction to support the math and literacy achievement of our unduplicated students. This is to ensure students are on grade level academically before entering middle school. Culturally Responsive Pedagogy PD will create time and space for teachers to work in professional learning communities with identified lead teachers, site administration, and district administration. Collaboration will be focused on instructional practices including our district work in diversity, equity, and inclusion as well as the following: - Equity in grading - Best practices in culturally relevant instruction - Research interventions - The DuFour's essential questions for professional learning communities - Local data from formative assessments and district benchmarks - Plan-Do-Study-Act Cycles	Metrics 1-16, 20-29, & 34-39

Goal 1, Action 21 RTI Assessment Programs (i-Ready Assessment & School City)	Unduplicated pupils' academic achievement in mathematics and literacy, and acquisition of English for EL students. The action being developed is based on the needs of English learners, socioeconomically disadvantaged students (low-income students), and foster youth. The following data set provides the reader with additional data for comparative purposes. ELA SBAC data indicates the following need to raise the percentage of students who meet or exceed the standard from the following 2022-23 baseline: All (58.43%); ELs (13.41%); SEDs (47.15%); Homeless (42.86%); Foster (**%). Math SBAC data indicates the following need to raise the percentage of students who meet or exceed the standard from the following 2022-23 baseline: All (44.40%); ELs (15.14%); SEDs (32.74%); Homeless (28.58%); Foster (**%). 22-23 ELPAC making progress rate is 57.7%. 2022-23 reclassification rate is 20.7% The data indicate that the needs of English learners and low-income students are significant.	This action is LEA wide though it is principally directed to provide formative performance data for unduplicated populations, which will allow for more focused work with ELs at risk of becoming LTELs, and groupings or identification of Unduplicated students needing small group instruction to support the math and literacy achievement of our unduplicated students. This is to ensure students are on grade level academically before entering the next grade level. RTI Assessment Programs will provide students, staff, and families with performance data to make data-driven decisions regarding interventions for individual, small-group, and whole-group instructional practices. Data will be used to guide professional learning community work in course-alike cohorts as well as grade-level cohorts. Local data is essential in meeting the local indicators on the CA Dashboard. These local assessments will help measure the successful implementation of California State Standards.	Metrics 1-16, 20-29, & 34-39

Goal 1, Action 22: Outdoor Science School Support Funding	CAST (Science) Data indicates the following need to raise the percentage of students who meet or exceed the standard from the following 2023-24 baseline in 5th grade: All (45.94%) ; ELs, (4.39%); SEDs (31.37%); Homeless (**%); Foster (**%). 22-23 ELPAC making progress rate is 57.7%. The 2022-23 reclassification rate is 20.7% The data indicate that the needs of English learners and low-income students are significant. The outcome is to have students master State standards through the delivery of instruction that has high engagement practices, monitoring, assessments, and parent communication. State of California Priorities: Priority One: Basic (Conditions of Learning) Priority Two: State Standards (Conditions of Learning) Priority Three: Parental Involvement (Engagement) Priority Four: Pupil Achievement (Pupil Outcomes) Priority Five: Pupil Engagement (Engagement) Priority Seven: Course Access (Conditions of Learning) BUSD Board of Education Goal 1: Students will be career/college ready via high-quality instruction	The action being developed is based on the needs of English learners, socioeconomically disadvantaged students (low-income students), and foster youth. The following data set provides the reader with additional data for comparative purposes. Exposure to outdoor science will increase interest and motivation to improve mastery in the subject of science. The Outdoor Science School gives students opportunities to experience science firsthand that cannot be replicated in a standard classroom. The outcome is to have students master State standards through the delivery of instruction that has high engagement practices, monitoring, assessments, and parent communication. State of California Priorities: Priority One: Basic (Conditions of Learning) Priority Two: State Standards (Conditions of Learning) Priority Three: Parental Involvement (Engagement) Priority Four: Pupil Achievement (Pupil Outcomes) Priority Five: Pupil Engagement (Engagement) Priority Seven: Course Access (Conditions of Learning)	Goal 1 Metric 44

Goal 2, Action 1 Monterey Teachers (4.0 FTEs)	Unduplicated pupils' who are credit deficient with needs to recover credits to be on-track to graduate. The continuation high school program allows an academically supportive environment, especially for English learners and Socio-Economically Disadvantaged students who make up a large portion of the learning environment to thrive with the general population of students who are behind in credits. Oftentimes, these students have been unsuccessful because of chronic absenteeism or because they could not manage the larger comprehensive high school which was too big for them. The district experience has been that students who are in smaller classes with personalized attention from a certificated teacher perform better academically. Additionally, the district has designed flexibility in the academic program for the continuation school with students being able to access the curriculum online as well as in the traditional manner. This action item will allow for class size reduction so that there are 10 to 12 fewer students per class. The data from the California Dashboard on graduation rates is evidence that this action is the most effective use of funds as it allows students the opportunity to recover credit to meet diploma requirements. This is an ongoing action from the 2017-2020 LCAP. Student achievement data shows that English learners, foster youth, and students experiencing homelessness will achieve in this high school environment.	This action is LEA wide though it is principally directed to unduplicated students who are credit deficient by making available smaller class sizes, flexible scheduling to recover credits while earning new credit. These services will benefit unduplicated students at an increased rate due to the high percentage of unduplicated students at our continuation school. Four additional teachers at Monterey High School will provide instructional services to unduplicated students in the continuation school environment. - The continuation high school serves a large number of students that represent our low-income students, English learners, foster/homeless students. - Will increase services to unduplicated students by giving teachers greater opportunities to provide individualized instruction to meet unique student needs. - Low-income, English learners, and foster/homeless youth within this smaller setting will receive small group instruction more regularly, increased 1:1 instruction, closely monitored academic progress, increased intervention beginning with Tier I and then advancing to Tier II as needed - Increasing teachers will improve communicate with parents about the academic and behavioral progress of the unduplicated students on this campus. State of California Priorities: Priority One: Basic (Conditions of Learning) Priority Two: State Standards (Conditions of Learning) Priority Three: Parental Involvement (Engagement) Priority Four: Pupil Achievement (Pupil Outcomes) Priority Five: Pupil Engagement (Engagement) Priority Six: School Climate (Engagement) Priority Seven: Course Access (Conditions of Learning) Priority Eight: Other Pupil Outcomes (Pupil Outcomes) BUSD Board of Education Goal 2: Students will be physically, emotionally, and mentally healthy	Goal 2 Metrics 2-8 & 12

Goal 2, Action 2 Family Services Agency of Burbank (FSA) Counseling Program	Unduplicated mental health and wellness needs are increasing at a rate higher than the general population. English learners, foster youth, and low-income students have shown to have limited access to personal counseling as these families have voiced the inability to procure these services on their own. Research shows that when students are feeling emotionally safe, they are focused on their students and perform better academically. Unduplicated student groups benefit from this service as targeted funding gives an avenue for students to seek assistance from an outside agency as students may not feel comfortable talking with school district staff. Students may feel more comfortable talking with someone who has less affiliation with the school.	This Action is LEA wide though it is principally directed to support Unduplicated students receive services they may not have access to outside of school. The Family Services Agency of Burbank (FSA) provided counseling and mental health services for low-income students, English learners, and foster/homeless students. Academic achievement counseling may also occur depending on the student's needs. The result will be a student who has someone to turn to and help to work with through crisis situation and positively impact his/her academic, social-emotional, and behavioral issue. State of California Priorities: Priority One: Basic (Conditions of Learning) Priority Two: State Standards (Conditions of Learning) Priority Three: Parental Involvement (Engagement) Priority Four: Pupil Achievement (Pupil Outcomes) Priority Five: Pupil Engagement (Engagement) Priority Six: School Climate (Engagement) Priority Seven: Course Access (Conditions of Learning) Priority Eight: Other Pupil Outcomes (Pupil Outcomes) BUSD Board of Education Goal 2: Students will be physically, emotionally, and mentally healthy	Goal 2 Metric 10, 11, 12, 13, 16, & 17
Goal 2, Action 3 Secondary Summer School Credit Recovery	Unduplicated pupils' who are credit deficient with needs to recover credits to be on-track to graduate. A large portion of students who take advantage of this learning opportunity is a part of the unduplicated student group. The D/F failure rate is at about 15% and therefore the need for a summer makeup opportunity is great. The opportunities that are provided to students during the summer are in all the core academic areas: English, math, science, and social studies. This program is effective because sometimes a student has only failed one semester of a course, which makes it impossible to remediate during the regular school year when the district does not offer semester-long courses. Additionally, the summer school offerings are not limited to just general education students. The program addresses the needs of Socio-Economically Disadvantaged students and English Language Learners.	This action is LEA wide though it is principally directed to support unduplicated students to recover credits over the summer to be on-track for gratuation. Provide opportunities for high school students who have failed one or more courses during the regular school year to make up credits. The failure rate of students who are low-income, English learners, foster youth, and students experiencing homelessness is at a higher rate than other student subgroups. Credit recovery opportunities helps students towards course completion which leads towards graduation. State of California Priorities: Priority One: Basic (Conditions of Learning) Priority Two: State Standards (Conditions of Learning) Priority Three: Parental Involvement (Engagement) Priority Four: Pupil Achievement (Pupil Outcomes) Priority Five: Pupil Engagement (Engagement) Priority Six: School Climate (Engagement) Priority Seven: Course Access (Conditions of Learning) Priority Eight: Other Pupil Outcomes (Pupil Outcomes) BUSD Board of Education Goal 2: Students will be physically, emotionally, and mentally healthy	Goal 2 Metrics 1 - 8 & 12

Goal 2, Action 4 Elementary At-Risk Intervention Specialists (11 FTEs)	Unduplicated pupils' attendance and socio-emotional needs. Unduplicated students often have chronic absences; tardy absences, and/or failing grades. Research shows that when students are feeling emotionally safe, they are focused on their students and perform better academically. A need is identified by Elementary Princpals to have staff who can provide socio-emotional learning, respond to students in crisis, and work directly with parents to resolve attendance issues.	This action is LEA wide though it is principally directed to support unduplicated students as as resource for families to improve attendance and provide triage services for students who have needs most commonly found with unduplicated students that need to be addressed during the school day. Elementary Intervention Specialists will specialize in providing interventions when students have chronic absences; tardy absences, and/or failing grades - Provide 1.0 FTE for each elementary school. - Concentrate focus on attendance. - Focus is also on character building especially for students in LACP subgroups. - Particularly, a focus on addressing chronic absenteeism. The district will access the services from LACOE and school sites will be given training and assistance from the Department of Student Services. State of California Priorities: Priority One: Basic (Conditions of Learning) Priority Two: State Standards (Conditions of Learning) Priority Three: Parental Involvement (Engagement) Priority Four: Pupil Achievement (Pupil Outcomes) Priority Five: Pupil Engagement (Engagement) Priority Six: School Climate (Engagement) Priority Seven: Course Access (Conditions of Learning) Priority Eight: Other Pupil Outcomes (Pupil Outcomes) BUSD Board of Education Goal 2: Students will be physically, emotionally, and mentally healthy	Goal 2 Metrics 9 - 14
Goal 2, Action 6 School Climate & Mental Health Surveys (Hanover)	Unduplicated students access to resources, mental health needs, and family engagement with the school and district. There is a need to develop and expand the areas of diversity, equity, and inclusion from an independent service provider who will coordinate all of the District's diversity, equity, and inclusion (DEI) efforts into one cohesive plan and assists the District with a needs assessment and its subsequent implementation and oversight of diversity, equity, and inclusion efforts within the Burbank Unified School District.	This action is LEA wide though it is principally directed to obtain data and information on how best we can engage and increase and improve services for unduplicated students. BUSD surveys students, families, and staff annually to collect data on a variety of metrics that give us insight into the perspectives, perceptions, and experiences our students, families and staff have. We collect and analyze this data through an outside vendor to allow our participants to remain anonymous. Additionally, the results of these surveys help us measure growth in the metrics section of the LCAP.	Goal 2 Metrics 15-17

Goal 2, Action 7 Partial SOAR Program Staffing (CDS) (1 teacher; 1 para; 2 specialists)	Unduplicated pupils' academic achievement in mathematics and literacy, and acquisition of English for EL students who have behavior patterns that violate education code on a regular basis. The action being developed is based on the needs of English learners, socioeconomically disadvantaged students (low-income students), and foster youth. The following data set provides the reader with additional data for comparative purposes. ELA SBAC data indicates the following need to raise the percentage of students who meet or exceed the standard from the following 2022-23 baseline: All (58.43%); ELs (13.41%); SEDs (47.15%); Homeless (42.86%); Foster (**%). Math SBAC data indicates the following need to raise the percentage of students who meet or exceed the standard from the following 2022-23 baseline: All (44.40%); ELs (15.14%); SEDs (32.74%); Homeless (28.58%); Foster (**%). 22-23 ELPAC making progress rate is 57.7%. 2022-23 reclassification rate is 20.7% The data indicate that the needs of English learners and low-income students are significant.	This action is LEA wide though it is principally directed to unduplicated students who benefit from an alternative setting due to mounting suspensions and other conduct that does not allow them to remain engaged and enrolled in a comprehensive school site. This action item will provide the necessary resources to run smaller class sizes at the community day school for our targeted subgroups of students. The community day school program allows an academically supportive environment for English Learners and Students with Disabilities to thrive with the general population of students who are behind in credits. Oftentimes, these students have been unsuccessful because of chronic absenteeism or because they had behavioral issues that impeded their ability to learn. The district experience has been that students who are in smaller classes with personalized attention from a certificated teacher perform better academically. Additionally, the district has designed flexibility in the academic program for the community day school with students being able to access the curriculum online as well as in the traditional manner. This action item will allow for class size reduction so that there are 10 to 12 fewer students per class. The data from the California Dashboard on graduation rates is evidence that this action is the most effective use of funds as it allows students the opportunity to recover credit to meet diploma requirements. Smaller class sizes allow teachers to provide students with direct interactive instruction as individuals and in small groups. English learners, Foster Youth, and Socio-Economically Disadvantaged students often have learning gaps that require more individual attention. Smaller class sizes provide more opportunities for longer and more frequent teacher/student/teacher instruction and interaction.	Goal 2 Metrics 2-8 & 12

Goal 3, Action 1 Diversity, Equity, & Inclusion Site Teacher Lead Stipends	Unduplicated pupils' academic achievement in mathematics and literacy, and acquisition of English for EL students. The action being developed is based on the needs of English learners, socioeconomically disadvantaged students (low-income students), and foster youth. The following data set provides the reader with additional data for comparative purposes. ELA SBAC data indicates the following need to raise the percentage of students who meet or exceed the standard from the following 2022-23 baseline: All (58.43%); ELs (13.41%); SEDs (47.15%); Homeless (42.86%); Foster (**%). Math SBAC data indicates the following need to raise the percentage of students who meet or exceed the standard from the following 2022-23 baseline: All (44.40%); ELs (15.14%); SEDs (32.74%); Homeless (28.58%); Foster (**%). 22-23 ELPAC making progress rate is 57.7%. 2022-23 reclassification rate is 20.7% The data indicate that the needs of English learners and low-income students are significant.	This action is LEA wide though it is principally directed to support the DEI practices that benefit marginalized subgroups in the district that are most commonly part of the unduplicated student population. As a continued extension and progression of the professional development, training, and support our campuses have received in diversity, equity, and inclusion (DEI) practices, a stipend will be given to select teachers on campus who will act as a liaison for students to receive support and voice issues or concerns regarding DEI. Teachers receiving the DEI stipend will collaborate with our DEI consultants and will assist in leading site discussions and professional development for the DEI initiative.	Goal 3 Metrics 1 & 2

Goal 3, Action 2 Diversity, Equity, & Inclusion Site Lead Collaboration Time	Unduplicated pupils' academic achievement in mathematics and literacy, and acquisition of English for EL students. The action being developed is based on the needs of English learners, socioeconomically disadvantaged students (low-income students), and foster youth. The following data set provides the reader with additional data for comparative purposes. ELA SBAC data indicates the following need to raise the percentage of students who meet or exceed the standard from the following 2022-23 baseline: All (58.43%); ELs (13.41%); SEDs (47.15%); Homeless (42.86%); Foster (**%). Math SBAC data indicates the following need to raise the percentage of students who meet or exceed the standard from the following 2022-23 baseline: All (44.40%); ELs (15.14%); SEDs (32.74%); Homeless (28.58%); Foster (**%). 22-23 ELPAC making progress rate is 57.7%. 2022-23 reclassification rate is 20.7% The data indicate that the needs of English learners and low-income students are significant.	This action is LEA wide though it is principally directed to support the DEI practices that benefit marginalized subgroups in the district that are most commonly part of the unduplicated student population. As a continued extension and progression of the professional development, training, and support our campuses have received in diversity, equity, and inclusion (DEI) practices, collaboration time will be provided to select teachers on campus who will act as a liaison for students to receive support and voice issues or concerns regarding DEI. Teachers will collaborate with our DEI consultants and will assist in leading site discussions and professional development for the DEI initiative.	Goal 3 Metrics 1 & 2

Limited Actions

For each action being solely provided to one or more unduplicated student group(s), provide an explanation of (1) the unique identified need(s) of the unduplicated student group(s) being served, (2) how the action is designed to address the identified need(s), and (3) how the effectiveness of the action in improving outcomes for the unduplicated student group(s) will be measured.

Goal and Action #(s)	Identified Need(s)	How the Action(s) are Designed to Address Need(s)	Metric(s) to Monitor Effectiveness
Goal 2, Action 5 Homeless/Foster/At-Risk Youth Specialist	Students experiencing homelessness and foster youth students need support accessing local and regional resources. Additionally, traditional methods of communication with families are often times not accessible to families in these circumstances. A need for a staff membe who can act as an advocate on behalf of thes student group and individual students has been identified based on the fequency in which these students' ability to access the academic program as well as additional services and activities is often times overlooked or not addressed by traditional staffing.	Transportation and access to local and regiongal services will be communicated directly with families and individualized communication will be provided to Students and parents experiencing homelessness or who are placed in foster care. Students and famlies will be assisted by this staff to advocate for additional resources and considerations to be able to access the instructional programs as well as other activities and programs. State of California Priorities: Priority One: Basic (Conditions of Learning) Priority Two: State Standards (Conditions of Learning) Priority Three: Parental Involvement (Engagement) Priority Four: Pupil Achievement (Pupil Outcomes) Priority Five: Pupil Engagement (Engagement) Priority Six: School Climate (Engagement) Priority Seven: Course Access (Conditions of Learning) Priority Eight: Other Pupil Outcomes (Pupil Outcomes) BUSD Board of Education Goal 2: Students will be physically, emotionally, and mentally healthy	Goal 2 Metrics 5, 6, 9, 10, 11, 12, 13, & 14

Goal 1, Action 2 Elementary ELD Specialists	The action being developed is based on the needs of English learners, socioeconomically disadvantaged students (low-income students), and foster youth. The following data set provides the reader with additional data for comparative purposes. ELA SBAC data indicates the following need to raise the percentage of students who meet or exceed the standard from the following 2022-23 baseline: All (58.43%); ELs (13.41%); SEDs (47.15%); Homeless (42.86%); Foster (**%). Math SBAC data indicates the following need to raise the percentage of students who meet or exceed the standard from the following 2022-23 baseline: All (44.40%); ELs (15.14%); SEDs (32.74%); Homeless (28.58%); Foster (**%). 22-23 ELPAC making progress rate is 57.7%. 2022-23 reclassification rate is 20.7%	English Language Development Specialists - Maintain 4 ELD specialists to support students and staff at elementary schools with English Learners - Organize and conduct professional development in Designated ELD - Monitor progress of English Learners and recently reclassified students - Support Project G.L.A.D. and Step up to Writing training and program implementations - Assist in the analysis of data and review with staff - Provide demonstration lessons - Participate in SST's, IEP's, and the development of ILP's for English learners - Provide direct intervention services to English Learners The work of ELD specialists provide support to teachers, instructional assistants and students will result in increases (or maintaining when at a high level like reclassification rate) in student achievement and teacher/instructional assistant effectiveness. State of California Priorities: Priority One: Basic (Conditions of Learning) Priority Two: State Standards (Conditions of Learning) Priority Three: Parental Involvement (Engagement) Priority Four: Pupil Achievement (Pupil Outcomes) Priority Five: Pupil Engagement (Engagement) Priority Seven: Course Access (Conditions of Learning) BUSD Board of Education Goal 1: Students will be career/college ready via high-quality instruction	Metrics 2, 10, 17, & 18

Goal 1, Action 3 Elementary ELD Instructional Assistants	The action being developed is based on the needs of English learners, socioeconomically disadvantaged students (low-income students), and foster youth. The following data set provides the reader with additional data for comparative purposes. ELA SBAC data indicates the following need to raise the percentage of students who meet or exceed the standard from the following 2022-23 baseline: All (58.43%); ELs (13.41%); SEDs (47.15%); Homeless (42.86%); Foster (**%). Math SBAC data indicates the following need to raise the percentage of students who meet or exceed the standard from the following 2022-23 baseline: All (44.40%); ELs (15.14%); SEDs (32.74%); Homeless (28.58%); Foster (**%). 22-23 ELPAC making progress rate is 57.7%. 2022-23 reclassification rate is 20.7%	English Language Development Instructional Assistants - Provide additional hourly support in E/LA and ELD at the elementary level - Work with small groups of students to allow for differentiation and Tier II intervention - Assist teachers in the implementation of the ELD program - Assist teachers in the implementation of the RtI program The work of ELD instructional assistants provide support to teachers and students will result in increases (or maintaining when at a high level like reclassification rate) in student achievement and teacher/instructional assistant effectiveness on ELA and math SBAC.	Metrics 2, 10, 17, & 18
Goal 1, Action 6 Secondary Designated ELD Teachers	The action being developed is based on the needs of English learners, socioeconomically disadvantaged students (low-income students), and foster youth to provide supplemental English language development instruction in addition to the core instruction provided at the site. The following data set provides the reader with additional data for comparative purposes. ELA SBAC data indicates the following need to raise the percentage of students who meet or exceed the standard from the following 2022-23 baseline: All (58.43%); ELs (13.41%); SEDs (47.15%); Homeless (42.86%); Foster (**%). Math SBAC data indicates the following need to raise the percentage of students who meet or exceed the standard from the following 2022-23 baseline: All (44.40%); ELs (15.14%); SEDs (32.74%); Homeless (28.58%); Foster (**%). 22-23 ELPAC making progress rate is 57.7%. 2022-23 reclassification rate is 20.7%	Designated ELD (additional courses) - Provide a separate, additional classes for students who are in Transition English to teach the Standards for ELD (designated ELD) - Support to secondary students who are English learners - Certificated salaries and related statutory benefits State of California Priorities: Priority One: Basic (Conditions of Learning) Priority Two: State Standards (Conditions of Learning) Priority Three: Parental Involvement (Engagement) Priority Four: Pupil Achievement (Pupil Outcomes) Priority Five: Pupil Engagement (Engagement) Priority Seven: Course Access (Conditions of Learning) BUSD Board of Education Goal 1: Students will be career/college ready via high-quality instruction	Metrics 2, 10, 17, & 18

Goal 1, Action 13 English Learner Program, Supplemental Supports	There is a need to establish a baseline ELD program for students who are working towards English proficiency as an English Learner. ELA SBAC data indicates the following need to raise the percentage of students who meet or exceed the standard from the following 2022-23 baseline: All (58.43%); ELs (13.41%); SEDs (47.15%); Homeless (42.86%); Foster (**%). Math SBAC data indicates the following need to raise the percentage of students who meet or exceed the standard from the following 2022-23 baseline: All (44.40%); ELs (15.14%); SEDs (32.74%); Homeless (28.58%); Foster (**%). 22-23 ELPAC making progress rate is 57.7%. 2022-23 reclassification rate is 20.7%	The program is designed to increase or improve services by: - Provide support for English Learner students in classes by Instructional Assistants - Provide supplemental materials and supplies to support site-based English Learner programs - Provide liaison support between the school and community for translation, parent contact, and parent education - Implement and monitor implementation of Master Plan for English Learners The work of instructional assistants paid by Maintenance of Effort funds provides support to teachers, instructional assistants and students will result in increases (or maintaining when at a high level like reclassification rate) in student achievement and teacher/instructional assistant effectiveness. English learners may also be students who may also be considered low-income students, foster youth, and/or students experiencing homelessness. State of California Priorities: Priority One: Basic (Conditions of Learning) Priority Two: State Standards (Conditions of Learning) Priority Three: Parental Involvement (Engagement) Priority Four: Pupil Achievement (Pupil Outcomes) Priority Five: Pupil Engagement (Engagement) Priority Seven: Course Access (Conditions of Learning) BUSD Board of Education Goal 1: Students will be career/college ready via high-quality instruction	Metrics 2, 10, 17, & 18

Goal 1, Action 17 Elementary ELD Instructional Supports (staff and/or materials)	The action being developed is based on the needs of English learners, socioeconomically disadvantaged students (low-income students), and foster youth. The following data set provides the reader with additional data for comparative purposes. ELA SBAC data indicates the following need to raise the percentage of students who meet or exceed the standard from the following 2022-23 baseline: All (58.43%); ELs (13.41%); SEDs (47.15%); Homeless (42.86%); Foster (**%). Math SBAC data indicates the following need to raise the percentage of students who meet or exceed the standard from the following 2022-23 baseline: All (44.40%); ELs (15.14%); SEDs (32.74%); Homeless (28.58%); Foster (**%). 22-23 ELPAC making progress rate is 57.7%. 2022-23 reclassification rate is 20.7%	English Language Development Instructional Assistants - Provide additional hourly support in E/LA and ELD at the elementary level - Work with small groups of students to allow for differentiation and Tier II intervention - Assist teachers in the implementation of the ELD program - Assist teachers in the implementation of the RtI program The work of ELD instructional assistants provide support to teachers and students will result in increases (or maintaining when at a high level like reclassification rate) in student achievement and teacher/instructional assistant effectiveness on ELA and math SBAC. ELD resources, materials, and supplies. The priority with these funds is to provide instructional assistants to work with english learners. Often times, these positions are hard to fill and remain vacant. In these circumstances, funds will be redirected to purchase resources, materials, and supplies such as but not limited to: - Translated materials - Devices to assist with translation and english language acquisition - Software or programs to assist with translation and english language acquisition. - Intervention staff and/or programs - Intervention materials.	Metrics 2, 10, 17, & 18

Goal 1, Action 18 Secondary Sheltered ELD Sections (Social Studies and Science)	The action being developed is based on the needs of English learners, socioeconomically disadvantaged students (low-income students), and foster youth. The following data set provides the reader with additional data for comparative purposes. ELA SBAC data indicates the following need to raise the percentage of students who meet or exceed the standard from the following 2022-23 baseline: All (58.43%); ELs (13.41%); SEDs (47.15%); Homeless (42.86%); Foster (**%). Math SBAC data indicates the following need to raise the percentage of students who meet or exceed the standard from the following 2022-23 baseline: All (44.40%); ELs (15.14%); SEDs (32.74%); Homeless (28.58%); Foster (**%). 22-23 ELPAC making progress rate is 57.7%. 2022-23 reclassification rate is 20.7%	Secondary Sheltered ELD Sections are designed to reduce class size or dedicate sheltered sections for ELD students in the subjects of Social Science and Science. These subjects are language intensive subjects that require additional support from instructional staff to provide small group instruction and/or differentiation. Smaller class sized or dedicated sections will allow for teaching staff to better support english learners in these core subject areas.	Metrics 2, 10, 17, & 18
Goal 1, Action 19 ELD Instructional Assistants, Secondary (5 FTE)	The action being developed is based on the needs of English learners, socioeconomically disadvantaged students (low-income students), and foster youth. The following data set provides the reader with additional data for comparative purposes. ELA SBAC data indicates the following need to raise the percentage of students who meet or exceed the standard from the following 2022-23 baseline: All (58.43%); ELs (13.41%); SEDs (47.15%); Homeless (42.86%); Foster (**%). Math SBAC data indicates the following need to raise the percentage of students who meet or exceed the standard from the following 2022-23 baseline: All (44.40%); ELs (15.14%); SEDs (32.74%); Homeless (28.58%); Foster (**%). 22-23 ELPAC making progress rate is 57.7%. 2022-23 reclassification rate is 20.7%	English Language Development Instructional Assistants - Provide additional hourly support in E/LA and ELD at the elementary level - Work with small groups of students to allow for differentiation and Tier II intervention - Assist teachers in the implementation of the ELD program - Assist teachers in the implementation of the RtI program The work of ELD instructional assistants provide support to teachers and students will result in increases (or maintaining when at a high level like reclassification rate) in student achievement and teacher/instructional assistant effectiveness on ELA and math SBAC.	Metrics 2, 10, 17, & 18

For any limited action contributing to meeting the increased or improved services requirement that is associated with a Planned Percentage of Improved Services in the Contributing Summary Table rather than an expenditure of LCFF funds, describe the methodology that was used to determine the contribution of the action towards the proportional percentage, as applicable.

NA

Additional Concentration Grant Funding

A description of the plan for how the additional concentration grant add-on funding identified above will be used to increase the number of staff providing direct services to students at schools that have a high concentration (above 55 percent) of foster youth, English learners, and low-income students, as applicable.

NA

Staff-to-student ratios by type of school and concentration of unduplicated students	Schools with a student concentration of 55 percent or less	Schools with a student concentration of greater than 55 percent
Staff-to-student ratio of classified staff providing direct services to students	NA	NA
Staff-to-student ratio of certificated staff providing direct services to students	NA	NA

Action Tables

2025-2026 Total Planned Expenditures Table

LCAP Year (Input)	1. Projected LCFF Base Grant (Input Dollar Amount)	2. Projected LCFF Supplemental and/or Concentration Grants (Input Dollar Amount)	3. Projected Percentage to Increase or Improve Services for the Coming School Year (2 divided by 1)	LCFF Carryover — Percentage (Input Percentage from Prior Year)	Total Percentage to Increase or Improve Services for the Coming School Year (3 + Carryover %)
2025-2026	$170,073,136.00	$11,970,073.00	7.04%	0.00%	7.04%

Totals:	LCFF Funds	Other State Funds	Local Funds	Federal Funds	Total Funds	Total Personnel	Total Non-personnel
Totals:	$11,960,047.79	$158,235,089.00	$7,395,358.00	$0.00	$177,590,494.79	$130,390,538.79	$47,199,956.00

Goal #	Action #	Action Title	Student Group(s)	Contributing to Increased or Improved Services?	Scope	Unduplicated Student Group(s)	Location	Time Span	Total Personnel	Total Non-personnel	LCFF Funds	Other State Funds	Local Funds	Federal Funds	Total Funds	Planned Percentage of Improved Services
1	1	Elementary Class Size Reduction Grades 4 and 5	All	Yes	Schoolwide	English learner (EL), Low Income, Foster Youth	Specific Schools, Disney Elementary - McKinley Elementary, Specific Grade Spans, 4th and 5th		$219,098	$0	$219,098	$0	$0	$0	$219,098	0.00%
1	2	Elementary ELD Specialists	All	Yes	Limited	English learner (EL)	Specific Grade Spans, TK - 5	Ongoing	$592,730	$0	$592,730	$0	$0	$0	$592,730	0.00%
1	3	Elementary ELD Instructional Assistants	All	Yes	Limited	English learner (EL)	Specific Grade Spans, TK - 5	Ongoing	$1,086,694	$0	$1,086,694	$0	$0	$0	$1,086,694	0.00%

1	4	Dual Immersion Teacher Cost Share	All	Yes	Schoolwide	English learner (EL), Low Income	Specific Schools, McKinley Elementary & Disney Elementary	Ongoing	$685,969	$0	$685,969	$0	$0	$0	$685,969	0.00%
1	5	Dual Immersion Instructional Assistants	All	Yes	Schoolwide	English learner (EL)	Specific Schools, Disney Elementary & McKinley Elementary	Ongoing	$139,540	$0	$139,540	$0	$0	$0	$139,540	0.00%
1	6	Secondary Designated ELD Teachers	All	Yes	Limited	English learner (EL)	Specific Grade Spans, 6-12	Ongoing	$507,949	$0	$507,949	$0	$0	$0	$507,949	0.00%
1	7	Interpreters for Second Language Learner Parents	All	Yes	LEA-wide	Low Income, Foster Youth, English learner (EL)	All Schools	Ongoing	$78,102	$0	$78,102	$0	$0	$0	$78,102	0.00%
1	8	Induction Professional Development Teacher on Special Assignment	All	Yes	LEA-wide	English learner (EL), Foster Youth, Low Income	All Schools		$30,000	$0	$30,000	$0	$0	$0	$30,000	0.00%
1	9	Professional Development Day Costs for All Teachers (1 1/2 days)	All	Yes	LEA-wide	Low Income, Foster Youth, English learner (EL)	All Schools	Ongoing	$1,000,000	$0	$1,000,000	$0	$0	$0	$1,000,000	0.00%
1	10	Elementary Response to Intervention for Reading/Language Arts and Math	All	Yes	LEA-wide	Low Income, Foster Youth, English learner (EL)	All Schools, Specific Grade Spans, TK - 5	Ongoing	$473,376	$0	$473,376	$0	$0	$0	$473,376	0.00%
1	11	Middle School School Psychologist (2.0 FTEs)	All	Yes	LEA-wide	Low Income, Foster Youth, English learner (EL)	Specific Grade Spans, 6-8	Ongoing	$357,414	$0	$357,414	$0	$0	$0	$357,414	0.00%
1	12	Behavior Specialists (9.0 FTEs)	All	Yes	LEA-wide	Low Income, Foster Youth, English learner (EL)	All Schools	Ongoing	$967,073	$0	$967,073	$0	$0	$0	$967,073	0.00%
1	13	English Learner Program, Supplemental Supports	All	Yes	Limited	English learner (EL)	All Schools		$467,795	$0	$467,795	$0	$0	$0	$467,795	0.00%
1	14	Full Time Curriculum Specialists for nine elementary schools	All	Yes	Schoolwide	English learner (EL), Low Income, Foster Youth	Specific Grade Spans, TK - 5	Ongoing	$1,293,890	$0	$1,293,890	$0	$0	$0	$1,293,890	0.00%

1	15	Library Coordinators at Elementary Schools	All	Yes	LEA-wide	Low Income, Foster Youth, English learner (EL)	Specific Grade Spans, TK - 5	Ongoing	$411,787	$0	$411,787	$0	$0	$0	$411,787	0.00%
1	16	Targeted support for Twice Exceptional students who qualify as GATE and are included in the unduplicated count	All	Yes	LEA-wide	Foster Youth, Low Income, English learner (EL)	All Schools	Ongoing	$70,000	$0	$70,000	$0	$0	$0	$70,000	0.00%
1	17	Elementary Assistant Principals (Miller & Jefferson 2.0)	All	Yes	Schoolwide	Low Income, Foster Youth, English learner (EL)	Specific Schools, Miller & Jefferson	Ongoing	$321,240	$0	$321,240	$0	$0	$0	$321,240	0.00%
1	18	Secondary Sheltered ELD Sections (Social Studies and Science)	English learner (EL), Long-term English learner	Yes	Limited	English learner (EL)	Specific Grade Spans, 6-8		$511,346	$0	$511,346	$0	$0	$0	$511,346	0.00%
1	19	ELD Instructional Assistants, Secondary (5 FTE)	English learner (EL), Long-term English learner	Yes	Limited	English learner (EL)	Specific Grade Spans, 6-12		$785,156	$0	$785,156	$0	$0	$0	$785,156	0.00%
1	20	Culturally Responsive Pedagogy PD (K-12 PLCs in ELA & Math)	All	Yes	LEA-wide	Low Income, Foster Youth, English learner (EL)	All Schools		$35,000	$90,000	$125,000	$0	$0	$0	$125,000	0.00%
1	21	RTI Assessment Programs (i-Ready Assessment & School City)	All	Yes	LEA-wide	English learner (EL), Foster Youth, Low Income	All Schools		$0	$146,634	$146,634	$0	$0	$0	$146,634	0.00%
1	22	Outdoor Science School Support Funding	All	Yes	LEA-wide	Low Income, Foster Youth, English learner (EL)	Specific Grade Spans, 5		$0	$20,000	$20,000	$0	$0	$0	$20,000	0.00%
1	23	GATE Program Annual Identification Assessment Process	All	No				Ongoing	$0	$20,000	$0	$20,000	$0	$0	$20,000	0.00%
1	24	District GATE Coordinator	All	No					$25,658	$0	$0	$25,658	$0	$0	$25,658	0.00%
1	25	Music Instrument Repair and Replacement	All	No					$0	$20,000	$0	$20,000	$0	$0	$20,000	0.00%
1	26	Secondary Art Supplies and Materials		No				Ongoing	$0	$12,600	$0	$12,600	$0	$0	$12,600	0.00%
1	27	Provide support for students with disabilities to achieve their Individual Education Plan (IEP) goals.	All	No				Ongoing	$0	$39,217,554	$0	$39,217,554	$0	$0	$39,217,554	0.00%

1	28	Elementary Music Teachers Staffing	All	No				Ongoing	$537,498	$0	$0	$537,498	$0	$0	$537,498	0.00%
1	29	Provide CTE Pathway offerings to Secondary Students	All	No				Ongoing	$1,269,998	$0	$0	$1,269,998	$0	$0	$1,269,998	0.00%
1	30	World Language Courses at Middle Schools		No				Ongoing	$399,101	$0	$0	$399,101	$0	$0	$399,101	0.00%
2	1	Monterey Teachers (4.0 FTEs)	All	Yes	Schoolwide	English learner (EL), Foster Youth, Low Income	Specific Schools, Monterey High School (Continuation)	Ongoing	$539,767	$0	$539,767	$0	$0	$0	$539,767	0.00%
2	2	Family Services Agency of Burbank (FSA) Counseling Program	All	Yes	LEA-wide	Low Income, Foster Youth, English learner (EL)	All Schools	Ongoing	$0	$131,500	$131,500	$0	$0	$0	$131,500	0.00%
2	3	Secondary Summer School Credit Recovery	All	Yes	LEA-wide	English learner (EL), Foster Youth, Low Income	Specific Grade Spans, 9-12	Ongoing	$10,000	$90,000	$100,000	$0	$0	$0	$100,000	0.00%
2	4	Elementary Wellness & Behavior Specialists (3 FTE)	All	Yes	LEA-wide	Low Income, Foster Youth, English learner (EL)	Specific Grade Spans, TK - 5	Ongoing	$264,579	$1	$264,580	$0	$0	$0	$264,580	0.00%
2	5	Homeless/Foster/At-Risk Youth Specialist	Foster Youth, Homeless	Yes	Limited	Foster Youth, Low Income	All Schools	Ongoing	$53,093	$0	$53,093	$0	$0	$0	$53,093	0.00%
2	6	School Climate & Mental Health Surveys (Hanover)	All	Yes	LEA-wide	Low Income, Foster Youth, English learner (EL)	All Schools	Ongoing	$0	$56,279	$56,279	$0	$0	$0	$56,279	0.00%
2	7	Partial SOAR Program Staffing (CDS) (1 teacher; 1 para; 2 specialists)	All	Yes	LEA-wide	Foster Youth, Low Income	Specific Grade Spans, 9-12		$400,226	$30	$400,256	$0	$0	$0	$400,256	0.00%
3	1	Diversity, Equity, & Inclusion Site Teacher Lead Stipends	All	Yes	LEA-wide	English learner (EL), Foster Youth, Low Income	All Schools	Ongoing	$98,780	$0	$98,780	$0	$0	$0	$98,780	0.00%
3	2	Diversity, Equity, & Inclusion Site Lead Collaboration Time	All	Yes	LEA-wide	English learner (EL), Foster Youth, Low Income	All Schools	Ongoing	$25,000	$0	$25,000	$0	$0	$0	$25,000	0.00%
3	3	Certificated Personnel and Administrative Costs at the District and Site Level	All	No					$116,732,680	$0	$0	$116,732,680	$0	$0	$116,732,680	0.00%

4	2	Provide Facility and Maintenance Operations staff, including custodians to provide a clean, safe, and secure learning environment for all students.	All	No					$0	$7,395,358	$0	$0	$7,395,358	$0	$7,395,358	0.00%

2025-2026 Contributing Actions Table

1. Projected LCFF Base Grant	2. Projected LCFF Supplemental and/or Concentration Grants	3. Projected Percentage to Increase or Improve Services for the Coming School Year (2 divided by 1)	LCFF Carryover – Percentage (Percentage from prior year)	Total Percentage to Increase or Improve Services for the Coming School Year (3 + Carryover %)	4.Total Planned Contributing Expenditures (LCFF Funds)	5.Total Planned Percentage of Improved Services (%)	Planned Percentage to Increase or Improve Services for the Coming School Year (4 divided by 1, plus 5)	Totals by Type	Total LCFF Funds
$170,073,136.00	$11,970,073.00	7.04%	0.00% - No Carryover	7.04%	$11,960,047.79	0.00%	7.03%	**Total:**	$11,960,047.79
								LEA-wide Total:	$4,755,780.95
								Limited Total:	$4,004,762.67
								Schoolwide Total:	$3,199,504.17

Goal #	Action #	Action Title	Contributing to Increased or Improved Services?	Scope	Unduplicated Student Group(s)	Location	Planned Expenditures for Contributing Actions(LCFF Funds)	Planned Percentage of Improved Services (%)
1	1	Elementary Class Size Reduction Grades 4 and 5	Yes	Schoolwide	English learner (EL), Low Income, Foster Youth	Specific Schools, Disney Elementary - McKinley Elementary, Specific Grade Spans, 4th and 5th	$219,098.27	0.00%
1	2	Elementary ELD Specialists	Yes	Limited	English learner (EL)	Specific Grade Spans, TK - 5	$592,730.05	0.00%
1	3	Elementary ELD Instructional Assistants	Yes	Limited	English learner (EL)	Specific Grade Spans, TK - 5	$1,086,694.00	0.00%

1	4	Dual Immersion Teacher Cost Share	Yes	Schoolwide	English learner (EL), Low Income	Specific Schools, McKinley Elementary & Disney Elementary	$685,969.05	0.00%
1	5	Dual Immersion Instructional Assistants	Yes	Schoolwide	English learner (EL)	Specific Schools, Disney Elementary & McKinley Elementary	$139,540.06	0.00%
1	6	Secondary Designated ELD Teachers	Yes	Limited	English learner (EL)	Specific Grade Spans, 6-12	$507,948.52	0.00%
1	7	Interpreters for Second Language Learner Parents	Yes	LEA-wide	Low Income, Foster Youth, English learner (EL)	All Schools	$78,102.00	0.00%
1	8	Induction Professional Development Teacher on Special Assignment	Yes	LEA-wide	English learner (EL), Foster Youth, Low Income	All Schools	$30,000.00	0.00%
1	9	Professional Development Day Costs for All Teachers (1 1/2 days)	Yes	LEA-wide	Low Income, Foster Youth, English learner (EL)	All Schools	$1,000,000.00	0.00%
1	10	Elementary Response to Intervention for Reading/Language Arts and Math	Yes	LEA-wide	Low Income, Foster Youth, English learner (EL)	All Schools, Specific Grade Spans, TK - 5	$473,376.00	0.00%
1	11	Middle School School Psychologist (2.0 FTEs)	Yes	LEA-wide	Low Income, Foster Youth, English learner (EL)	Specific Grade Spans, 6-8	$357,414.00	0.00%
1	12	Behavior Specialists (9.0 FTEs)	Yes	LEA-wide	Low Income, Foster Youth, English learner (EL)	All Schools	$967,072.99	0.00%
1	13	English Learner Program, Supplemental Supports	Yes	Limited	English learner (EL)	All Schools	$467,795.15	0.00%
1	14	Full Time Curriculum Specialists for nine elementary schools	Yes	Schoolwide	English learner (EL), Low Income, Foster Youth	Specific Grade Spans, TK - 5	$1,293,890.00	0.00%
1	15	Library Coordinators at Elementary Schools	Yes	LEA-wide	Low Income, Foster Youth, English learner (EL)	Specific Grade Spans, TK - 5	$411,787.26	0.00%
1	16	Targeted support for Twice Exceptional students who qualify as GATE and are included in the unduplicated count	Yes	LEA-wide	Foster Youth, Low Income, English learner (EL)	All Schools	$70,000.00	0.00%

1	17	Elementary Assistant Principals (Miller & Jefferson 2.0)	Yes	Schoolwide	Low Income, Foster Youth, English learner (EL)	Specific Schools, Miller & Jefferson	$321,239.85	0.00%
1	18	Secondary Sheltered ELD Sections (Social Studies and Science)	Yes	Limited	English learner (EL)	Specific Grade Spans, 6-8	$511,346.28	0.00%
1	19	ELD Instructional Assistants, Secondary (5 FTE)	Yes	Limited	English learner (EL)	Specific Grade Spans, 6-12	$785,155.67	0.00%
1	20	Culturally Responsive Pedagogy PD (K-12 PLCs in ELA & Math)	Yes	LEA-wide	Low Income, Foster Youth, English learner (EL)	All Schools	$125,000.00	0.00%
1	21	RTI Assessment Programs (i-Ready Assessment & School City)	Yes	LEA-wide	English learner (EL), Foster Youth, Low Income	All Schools	$146,634.00	0.00%
1	22	Outdoor Science School Support Funding	Yes	LEA-wide	Low Income, Foster Youth, English learner (EL)	Specific Grade Spans, 5	$20,000.00	0.00%
2	1	Monterey Teachers (4.0 FTEs)	Yes	Schoolwide	English learner (EL), Foster Youth, Low Income	Specific Schools, Monterey High School (Continuation)	$539,766.94	0.00%
2	2	Family Services Agency of Burbank (FSA) Counseling Program	Yes	LEA-wide	Low Income, Foster Youth, English learner (EL)	All Schools	$131,500.00	0.00%
2	3	Secondary Summer School Credit Recovery	Yes	LEA-wide	English learner (EL), Foster Youth, Low Income	Specific Grade Spans, 9-12	$100,000.00	0.00%
2	4	Elementary Wellness & Behavior Specialists (3 FTE)	Yes	LEA-wide	Low Income, Foster Youth, English learner (EL)	Specific Grade Spans, TK - 5	$264,579.75	0.00%
2	5	Homeless/Foster/At-Risk Youth Specialist	Yes	Limited	Foster Youth, Low Income	All Schools	$53,093.00	0.00%
2	6	School Climate & Mental Health Surveys (Hanover)	Yes	LEA-wide	Low Income, Foster Youth, English learner (EL)	All Schools	$56,279.00	0.00%
2	7	Partial SOAR Program Staffing (CDS) (1 teacher; 1 para; 2 specialists)	Yes	LEA-wide	Foster Youth, Low Income	Specific Grade Spans, 9-12	$400,255.95	0.00%

3	1	Diversity, Equity, & Inclusion Site Teacher Lead Stipends	Yes	LEA-wide	English learner (EL), Foster Youth, Low Income	All Schools	$98,780.00	0.00%
3	2	Diversity, Equity, & Inclusion Site Lead Collaboration Time	Yes	LEA-wide	English learner (EL), Foster Youth, Low Income	All Schools	$25,000.00	0.00%

2024-2025 Annual Update Table

Totals:	Last Year's Total Planned Expenditures (Total Funds)	Total Estimated Actual Expenditures (Total Funds)
Totals:	$177,831,943.00	$177,450,032.00

Last Year's Goal#	Last Year's Action#	Prior Action/Service Title	Contributed to Increased or Improved Services?	Last Year's Planned Expenditures (Total Funds)	Estimated Actual Expenditures (Input Total Funds)
1	1	Elementary Class Size Reduction Grades 4 and 5	Yes	$216,538.00	$282,166.00
1	2	Elementary ELD Specialists	Yes	$604,561.00	$542,158.00
1	3	Elementary ELD Instructional Assistants	Yes	$464,193.00	$405,543.00
1	4	Dual Immersion Teacher Cost Share	Yes	$627,034.00	$692,374.00
1	5	Dual Immersion Instructional Assistants	Yes	$163,845.00	$146,753.00
1	6	Secondary Designated ELD Teachers	Yes	$690,004.00	$598,751.00
1	7	Interpreters for Second Language Learner Parents	Yes	$153,102.00	$81,683.00
1	8	Induction Professional Development Teacher on Special Assignment	Yes	$26,561.00	$48,331.00
1	9	Professional Development Day Costs for All Teachers (1 1/2 days)	Yes	$1,000,000.00	$1,000,000.00
1	10	Elementary Response to Intervention for Reading/Language Arts and Math	Yes	$548,376.00	$491,495.00
1	11	Middle School School	Yes	$358,485.00	$360,043.00

		Psychologist (2.0 FTEs)			
1	12	Behavior Specialists (2.0 FTEs)	Yes	$202,555.00	$294,281.00
1	13	English Learner Program, Supplemental Supports	Yes	$1,533,613.00	$1,541,923.00
1	14	Full Time Curriculum Specialists for all elementary schools	Yes	$1,531,456.00	$1,484,446.00
1	15	Library Coordinators at Elementary Schools	Yes	$488,746.00	$405,281.00
1	16	Targeted support for Twice Exceptional students who qualify as GATE and are included in the unduplicated count	Yes	$10,000.00	$10,000.00
1	17	Elementary ELD Instructional Supports (staff and/or materials)	Yes	$220,034.00	$120,000.00
1	18	Secondary Sheltered ELD Sections (Social Studies and Science)	Yes	$439,473.00	$456,732.00
1	19	ELD Instructional Assistants, Secondary (5 FTE)	Yes	$100,000.00	$100,000.00
1	20	Culturally Responsive Pedagogy PD (K-12 PLCs in ELA & Math)	Yes	$125,000.00	$127,351.00
1	21	RTI Assessment Programs (i-Ready Assessment & School City)	Yes	$146,634.00	$146,634.00
1	22	GATE Program Annual Identification Assessment Process	No	$20,000.00	$20,000.00
1	23	District GATE Coordinator	No	$25,658.00	$25,658.00
1	24	Music Instrument Repair and Replacement	No	$20,000.00	$20,000.00
1	25	Secondary Art Supplies and Materials	No	$12,600.00	$12,600.00
1	26	Provide support for students with disabilities to achieve their Individual Education Plan (IEP) goals.	No	$39,217,554.00	$39,217,554.00
1	27	Elementary Music Teachers Staffing	No	$537,498.00	$537,498.00

1	28	Provide CTE Pathway offerings to Secondary Students	No	$1,269,998.00	$1,269,998.00
1	29	World Language Courses at Middle Schools	No	$399,101.00	$399,101.00
2	1	Monterey Teachers (4.0 FTEs)	Yes	$555,012.00	$568,313.00
2	2	Family Services Agency of Burbank (FSA) Counseling Program	Yes	$131,500.00	$217,322.00
2	3	Secondary Summer School Credit Recovery	Yes	$130,000.00	$130,000.00
2	4	Elementary Intervention Specialists (11 FTEs)	Yes	$1,036,020.00	$950,511.00
2	5	Homeless/Foster/At-Risk Youth Specialist	Yes	$52,543.00	$52,720.00
2	6	School Climate & Mental Health Surveys (Hanover)	Yes	$116,279.00	$116,279.00
2	7	Partial SOAR Program Staffing (CDS) (1 teacher; 1 para; 2 specialists)	Yes	$350,006.00	$351,272.00
3	1	Diversity, Equity, and Inclusion Consultant	Yes	$46,935.00	$0.00
3	2	Diversity, Equity, & Inclusion Site Teacher Lead Stipends	Yes	$97,983.00	$63,214.00
3	3	Diversity, Equity, & Inclusion Site Lead Collaboration Time	Yes	$35,008.00	$34,009.00
3	4	Certificated Personnel and Administrative Costs at the District and Site Level	No	$116,732,680.00	$116,732,680.00
4	2	Provide Facility and Maintenance Operations staff, including custodians to provide a clean, safe, and secure learning environment for all students.	No	$7,395,358.00	$7,395,358.00

2024-2025 Contributing Actions Annual Update Table

6.Estimated Actual LCFF Supplemental and/or Concentration Grants (Input Dollar Amount):	4.Total Planned Contributing Expenditures (LCFF Funds)	7.Total Estimated Actual Expenditures for Contributing Actions (LCFF Funds)	Difference Between Planned and Estimated Actual Expenditures for Contributing Actions (Subtract 7 from 4)	5.Total Planned Percentage of Improved Services (%)	8.Total Estimated Actual Percentage of Improved Services(%)	Difference Between Planned and Estimated Actual Percentage of Improved Services (Subtract 5 from 8)
$11,351,994.00	$12,201,496.00	$11,683,924.00	$517,572.00	0.00%	0.00%	0.00% - No Difference

Last Year's Goal#	Last Year's Action#	Prior Action/Service Title	Contributed to Increased or Improved Services?	Last Year's Planned Expenditures for Contributing Actions (LCFF Funds)	Estimated Actual Expenditures for Contributing Actions(Input LCFF Funds)	Planned Percentage of Improved Services	Estimated Actual Percentage of Improved Services(Input Percentage)
1	1	Elementary Class Size Reduction Grades 4 and 5	Yes	$216,538.00	$282,166.00	0.00%	0.00%
1	2	Elementary ELD Specialists	Yes	$604,561.00	$542,158.00	0.00%	0.00%
1	3	Elementary ELD Instructional Assistants	Yes	$464,193.00	$405,543.00	0.00%	0.00%
1	4	Dual Immersion Teacher Cost Share	Yes	$627,034.00	$692,374.00	0.00%	0.00%
1	5	Dual Immersion Instructional Assistants	Yes	$163,845.00	$146,753.00	0.00%	0.00%
1	6	Secondary Designated ELD Teachers	Yes	$690,004.00	$598,751.00	0.00%	0.00%
1	7	Interpreters for Second Language Learner Parents	Yes	$153,102.00	$81,683.00	0.00%	0.00%
1	8	Induction Professional Development Teacher on Special Assignment	Yes	$26,561.00	$48,331.00	0.00%	0.00%
1	9	Professional Development Day Costs for All Teachers (1 1/2 days)	Yes	$1,000,000.00	$1,000,000.00	0.00%	0.00%
1	10	Elementary Response to Intervention for Reading/Language Arts and Math	Yes	$548,376.00	$491,495.00	0.00%	0.00%

1	11	Middle School School Psychologist (2.0 FTEs)	Yes	$358,485.00	$360,043.00	0.00%	0.00%
1	12	Behavior Specialists (2.0 FTEs)	Yes	$202,555.00	$294,281.00	0.00%	0.00%
1	13	English Learner Program, Supplemental Supports	Yes	$1,533,613.00	$1,533,613.00	0.00%	0.00%
1	14	Full Time Curriculum Specialists for all elementary schools	Yes	$1,531,456.00	$1,484,446.00	0.00%	0.00%
1	15	Library Coordinators at Elementary Schools	Yes	$488,746.00	$405,281.00	0.00%	0.00%
1	16	Targeted support for Twice Exceptional students who qualify as GATE and are included in the unduplicated count	Yes	$10,000.00	$10,000.00	0.00%	0.00%
1	17	Elementary ELD Instructional Supports (staff and/or materials)	Yes	$220,034.00	$120,000.00	0.00%	0.00%
1	18	Secondary Sheltered ELD Sections (Social Studies and Science)	Yes	$439,473.00	$456,732.00	0.00%	0.00%
1	19	ELD Instructional Assistants, Secondary (5 FTE)	Yes	$100,000.00	$100,000.00	0.00%	0.00%
1	20	Culturally Responsive Pedagogy PD (K-12 PLCs in ELA & Math)	Yes	$125,000.00	$0.00	0.00%	0.00%
1	21	RTI Assessment Programs (i-Ready Assessment & School City)	Yes	$146,634.00	$146,634.00	0.00%	0.00%
2	1	Monterey Teachers (4.0 FTEs)	Yes	$555,012.00	$568,313.00	0.00%	0.00%
2	2	Family Services Agency of Burbank (FSA) Counseling Program	Yes	$131,500.00	$217,322.00	0.00%	0.00%
2	3	Secondary Summer School Credit Recovery	Yes	$130,000.00	$130,000.00	0.00%	0.00%
2	4	Elementary Intervention Specialists (11 FTEs)	Yes	$1,036,020.00	$950,511.00	0.00%	0.00%
2	5	Homeless/Foster/At-Risk Youth Specialist	Yes	$52,543.00	$52,720.00	0.00%	0.00%
2	6	School Climate & Mental Health Surveys (Hanover)	Yes	$116,279.00	$116,279.00	0.00%	0.00%

2	7	Partial SOAR Program Staffing (CDS) (1 teacher; 1 para; 2 specialists)	Yes	$350,006.00	$351,272.00	0.00%	0.00%
3	1	Diversity, Equity, and Inclusion Consultant	Yes	$46,935.00	$0.00	0.00%	0.00%
3	2	Diversity, Equity, & Inclusion Site Teacher Lead Stipends	Yes	$97,983.00	$63,214.00	0.00%	0.00%
3	3	Diversity, Equity, & Inclusion Site Lead Collaboration Time	Yes	$35,008.00	$34,009.00	0.00%	0.00%

2024-2025 LCFF Carryover Table

9.Estimated Actual LCFF Base Grant (Input Dollar Amount)	6. Estimated Actual LCFF Supplemental and/or Concentration Grants	LCFF Carryover – Percentage (Percentage from prior year)	10. Total Percentage to Increase or Improve Services for the Current School Year (6 divided by 9 + Carryover %)	7. Total Estimated Actual Expenditures for Contributing Actions (LCFF Funds)	8.Total Estimated Actual Percentage of Improved Services(%)	11. Estimated Actual Percentage of Increased or Improved Services (7 divided by 9, plus 8)	12. LCFF Carryover – Dollar Amount (Subtract 11 from 10 and multiply by 9)	13. LCFF Carryover – Percentage (12 divided by 9)
	$11,351,994.00	0.00%	0.00%	$11,683,924.00	0.00%	0.00%	$0.00 - No Carryover	0.00% - No Carryover

Local Control and Accountability Plan Instructions

Plan Summary

Engaging Educational Partners

Goals and Actions

Increased or Improved Services for Foster Youth, English Learners, and Low-Income Students

For additional questions or technical assistance related to the completion of the Local Control and Accountability Plan (LCAP) template, please contact the local county office of education (COE), or the California Department of Education's (CDE's) Local Agency Systems Support Office, by phone at 916-319-0809 or by email at LCFF@cde.ca.gov.

Introduction and Instructions

The Local Control Funding Formula (LCFF) requires local educational agencies (LEAs) to engage their local educational partners in an annual planning process to evaluate their progress within eight state priority areas encompassing all statutory metrics (COEs have 10 state priorities). LEAs document the results of this planning process in the LCAP using the template adopted by the State Board of Education.

The LCAP development process serves three distinct, but related functions:

- **Comprehensive Strategic Planning:** The process of developing and annually updating the LCAP supports comprehensive strategic planning, particularly to address and reduce disparities in opportunities and outcomes between student groups indicated by the California School Dashboard (California *Education Code* [*EC*] Section 52064[e][1]). Strategic planning that is comprehensive connects budgetary decisions to teaching and learning performance data. LEAs should continually evaluate the hard choices they make about the use of limited resources to meet student and community needs to ensure opportunities and outcomes are improved for all students.

- **Meaningful Engagement of Educational Partners:** The LCAP development process should result in an LCAP that reflects decisions made through meaningful engagement (*EC* Section 52064[e][1]). Local educational partners possess valuable perspectives and insights about an LEA's programs and services. Effective strategic planning will incorporate these perspectives and insights in order to identify potential goals and actions to be included in the LCAP.

- **Accountability and Compliance:** The LCAP serves an important accountability function because the nature of some LCAP template sections require LEAs to show that they have complied with various requirements specified in the LCFF statutes and regulations, most notably:

    - Demonstrating that LEAs are increasing or improving services for foster youth, English learners, including long-term English learners, and low-income students in proportion to the amount of additional funding those students generate under LCFF (*EC* Section 52064[b][4-6]).

- Establishing goals, supported by actions and related expenditures, that address the statutory priority areas and statutory metrics (*EC* sections 52064[b][1] and [2]).
    - **NOTE:** As specified in *EC* Section 62064(b)(1), the LCAP must provide a description of the annual goals, for all pupils and each subgroup of pupils identified pursuant to *EC* Section 52052, to be achieved for each of the state priorities. Beginning in 2023–24, *EC* Section 52052 identifies long-term English learners as a separate and distinct pupil subgroup with a numerical significance at 15 students.
- Annually reviewing and updating the LCAP to reflect progress toward the goals (*EC* Section 52064[b][7]).
- Ensuring that all increases attributable to supplemental and concentration grant calculations, including concentration grant add-on funding and/or LCFF carryover, are reflected in the LCAP (*EC* sections 52064[b][6], [8], and [11]).

The LCAP template, like each LEA's final adopted LCAP, is a document, not a process. LEAs must use the template to memorialize the outcome of their LCAP development process, which must: (a) reflect comprehensive strategic planning, particularly to address and reduce disparities in opportunities and outcomes between student groups indicated by the California School Dashboard (Dashboard), (b) through meaningful engagement with educational partners that (c) meets legal requirements, as reflected in the final adopted LCAP. The sections included within the LCAP template do not and cannot reflect the full development process, just as the LCAP template itself is not intended as a tool for engaging educational partners.

If a county superintendent of schools has jurisdiction over a single school district, the county board of education and the governing board of the school district may adopt and file for review and approval a single LCAP consistent with the requirements in *EC* sections 52060, 52062, 52066, 52068, and 52070. The LCAP must clearly articulate to which entity's budget (school district or county superintendent of schools) all budgeted and actual expenditures are aligned.

The revised LCAP template for the 2024–25, 2025–26, and 2026–27 school years reflects statutory changes made through Senate Bill 114 (Committee on Budget and Fiscal Review), Chapter 48, Statutes of 2023 and Senate Bill 153, Chapter 38, Statues of 2024.

At its most basic, the adopted LCAP should attempt to distill not just what the LEA is doing for students in transitional kindergarten through grade twelve (TK–12), but also allow educational partners to understand why, and whether those strategies are leading to improved opportunities and outcomes for students. LEAs are strongly encouraged to use language and a level of detail in their adopted LCAPs intended to be meaningful and accessible for the LEA's diverse educational partners and the broader public.

In developing and finalizing the LCAP for adoption, LEAs are encouraged to keep the following overarching frame at the forefront of the strategic planning and educational partner engagement functions:

> Given present performance across the state priorities and on indicators in the Dashboard, how is the LEA using its budgetary resources to respond to TK–12 student and community needs, and address any performance gaps, including by meeting its obligation to increase or improve services for foster youth, English learners, and low-income students?

LEAs are encouraged to focus on a set of metrics and actions which, based on research, experience, and input gathered from educational partners, the LEA believes will have the biggest impact on behalf of its TK–12 students.

These instructions address the requirements for each section of the LCAP but may include information about effective practices when developing the LCAP and completing the LCAP document. Additionally, the beginning of each template section includes information emphasizing the purpose that section serves.

Plan Summary

Purpose

A well-developed Plan Summary section provides a meaningful context for the LCAP. This section provides information about an LEA's community as well as relevant information about student needs and performance. In order to present a meaningful context for the rest of the LCAP, the content of this section should be clearly and meaningfully related to the content included throughout each subsequent section of the LCAP.

Requirements and Instructions

General Information

A description of the LEA, its schools, and its students in grades transitional kindergarten–12, as applicable to the LEA. LEAs may also provide information about their strategic plan, vision, etc.

Briefly describe the LEA, its schools, and its students in grades TK–12, as applicable to the LEA.

- For example, information about an LEA in terms of geography, enrollment, employment, the number and size of specific schools, recent community challenges, and other such information the LEA may wish to include can enable a reader to more fully understand the LEA's LCAP.
- LEAs may also provide information about their strategic plan, vision, etc.
- As part of this response, identify all schools within the LEA receiving Equity Multiplier funding.

Reflections: Annual Performance

A reflection on annual performance based on a review of the California School Dashboard (Dashboard) and local data.

Reflect on the LEA's annual performance on the Dashboard and local data. This may include both successes and challenges identified by the LEA during the development process.

LEAs are encouraged to highlight how they are addressing the identified needs of student groups, and/or schools within the LCAP as part of this response.

As part of this response, the LEA must identify the following, which will remain unchanged during the three-year LCAP cycle:

- Any school within the LEA that received the lowest performance level on one or more state indicators on the 2023 Dashboard;

- Any student group within the LEA that received the lowest performance level on one or more state indicators on the 2023 Dashboard; and/or

- Any student group within a school within the LEA that received the lowest performance level on one or more state indicators on the 2023 Dashboard.

EC Section 52064.4 requires that an LEA that has unexpended Learning Recovery Emergency Block Grant (LREBG) funds must include one or more actions funded with LREBG funds within the 2025-26, 2026-27 and 2027-28 LCAPs, as applicable to the LEA. To implement the requirements of *EC* Section 52064.4, all LEAs must do the following:

- For the 2025–26, 2026–27, and 2027–28 LCAP years, identify whether or not the LEA has unexpended LREBG funds for the applicable LCAP year.
    - If the LEA has unexpended LREBG funds the LEA must provide the following:
        - The goal and action number for each action that will be funded, either in whole or in part, with LREBG funds; and
        - An explanation of the rationale for selecting each action funded with LREBG funds. This explanation must include:
            - An explanation of how the action is aligned with the allowable uses of funds identified in *EC* Section 32526(c)(2); and
            - An explanation of how the action is expected to address the area(s) of need of students and schools identified in the needs assessment required by *EC* Section 32526(d).
                - For information related to the allowable uses of funds and the required needs assessment, please see the Program Information tab on the LREBG Program Information web page.
            - Actions may be grouped together for purposes of these explanations.
            - The LEA may provide these explanations as part of the action description rather than as part of the Reflections: Annual Performance.
    - If the LEA does not have unexpended LREBG funds, the LEA is not required to conduct the needs assessment required by *EC* Section 32526(d), to provide the information identified above or to include actions funded with LREBG funds within the 2025-26, 2026-27 and 2027-28 LCAPs.

Reflections: Technical Assistance

As applicable, a summary of the work underway as part of technical assistance.

Annually identify the reason(s) the LEA is eligible for or has requested technical assistance consistent with *EC* sections 47607.3, 52071, 52071.5, 52072, or 52072.5, and provide a summary of the work underway as part of receiving technical assistance. The most common form of this technical assistance is frequently referred to as Differentiated Assistance, however this also includes LEAs that have requested technical assistance from their COE.

- If the LEA is not eligible for or receiving technical assistance, the LEA may respond to this prompt as "Not Applicable."

Comprehensive Support and Improvement

An LEA with a school or schools identified for comprehensive support and improvement (CSI) under the Every Student Succeeds Act must respond to the following prompts:

Schools Identified

A list of the schools in the LEA that are eligible for comprehensive support and improvement.

- Identify the schools within the LEA that have been identified for CSI.

Support for Identified Schools

A description of how the LEA has or will support its eligible schools in developing comprehensive support and improvement plans.

- Describe how the LEA has or will support the identified schools in developing CSI plans that included a school-level needs assessment, evidence-based interventions, and the identification of any resource inequities to be addressed through the implementation of the CSI plan.

Monitoring and Evaluating Effectiveness

A description of how the LEA will monitor and evaluate the plan to support student and school improvement.

- Describe how the LEA will monitor and evaluate the implementation and effectiveness of the CSI plan to support student and school improvement.

Engaging Educational Partners

Purpose

Significant and purposeful engagement of parents, students, educators, and other educational partners, including those representing the student groups identified by LCFF, is critical to the development of the LCAP and the budget process. Consistent with statute, such engagement should support comprehensive strategic planning, particularly to address and reduce disparities in opportunities and outcomes between student groups indicated by the Dashboard, accountability, and improvement across the state priorities and locally identified priorities (*EC* Section 52064[e][1]). Engagement of educational partners is an ongoing, annual process.

This section is designed to reflect how the engagement of educational partners influenced the decisions reflected in the adopted LCAP. The goal is to allow educational partners that participated in the LCAP development process and the broader public to understand how the LEA

engaged educational partners and the impact of that engagement. LEAs are encouraged to keep this goal in the forefront when completing this section.

Requirements

School districts and COEs: *EC* Section 52060(g) and *EC* Section 52066(g) specify the educational partners that must be consulted when developing the LCAP:

- Teachers,
- Principals,
- Administrators,
- Other school personnel,
- Local bargaining units of the LEA,
- Parents, and
- Students

A school district or COE receiving Equity Multiplier funds must also consult with educational partners at schools generating Equity Multiplier funds in the development of the LCAP, specifically, in the development of the required focus goal for each applicable school.

Before adopting the LCAP, school districts and COEs must share it with the applicable committees, as identified below under Requirements and Instructions. The superintendent is required by statute to respond in writing to the comments received from these committees. School districts and COEs must also consult with the special education local plan area administrator(s) when developing the LCAP.

Charter schools: *EC* Section 47606.5(d) requires that the following educational partners be consulted with when developing the LCAP:

- Teachers,
- Principals,
- Administrators,
- Other school personnel,
- Parents, and
- Students

A charter school receiving Equity Multiplier funds must also consult with educational partners at the school generating Equity Multiplier funds in the development of the LCAP, specifically, in the development of the required focus goal for the school.

The LCAP should also be shared with, and LEAs should request input from, schoolsite-level advisory groups, as applicable (e.g., schoolsite councils, English Learner Advisory Councils, student advisory groups, etc.), to facilitate alignment between schoolsite and district-level goals. Information and resources that support effective engagement, define student consultation, and provide the requirements for advisory group composition, can be found under Resources on the CDE's LCAP webpage.

Before the governing board/body of an LEA considers the adoption of the LCAP, the LEA must meet the following legal requirements:

- For school districts, see *Education Code* Section 52062;
    - **Note:** Charter schools using the LCAP as the School Plan for Student Achievement must meet the requirements of *EC* Section 52062(a).
- For COEs, see *Education Code* Section 52068; and
- For charter schools, see *Education Code* Section 47606.5.
- **NOTE:** As a reminder, the superintendent of a school district or COE must respond, in writing, to comments received by the applicable committees identified in the *Education Code* sections listed above. This includes the parent advisory committee and may include the English learner parent advisory committee and, as of July 1, 2024, the student advisory committee, as applicable.

Instructions

Respond to the prompts as follows:

A summary of the process used to engage educational partners in the development of the LCAP.

School districts and county offices of education must, at a minimum, consult with teachers, principals, administrators, other school personnel, local bargaining units, parents, and students in the development of the LCAP.

Charter schools must, at a minimum, consult with teachers, principals, administrators, other school personnel, parents, and students in the development of the LCAP.

An LEA receiving Equity Multiplier funds must also consult with educational partners at schools generating Equity Multiplier funds in the development of the LCAP, specifically, in the development of the required focus goal for each applicable school.

Complete the table as follows:

Educational Partners

Identify the applicable educational partner(s) or group(s) that were engaged in the development of the LCAP.

Process for Engagement

Describe the engagement process used by the LEA to involve the identified educational partner(s) in the development of the LCAP. At a minimum, the LEA must describe how it met its obligation to consult with all statutorily required educational partners, as applicable to the type of LEA.

- A sufficient response to this prompt must include general information about the timeline of the process and meetings or other engagement strategies with educational partners. A response may also include information about an LEA's philosophical approach to engaging its educational partners.

- An LEA receiving Equity Multiplier funds must also include a summary of how it consulted with educational partners at schools generating Equity Multiplier funds in the development of the LCAP, specifically, in the development of the required focus goal for each applicable school.

A description of how the adopted LCAP was influenced by the feedback provided by educational partners.

Describe any goals, metrics, actions, or budgeted expenditures in the LCAP that were influenced by or developed in response to the educational partner feedback.

- A sufficient response to this prompt will provide educational partners and the public with clear, specific information about how the engagement process influenced the development of the LCAP. This may include a description of how the LEA prioritized requests of educational partners within the context of the budgetary resources available or otherwise prioritized areas of focus within the LCAP.

- An LEA receiving Equity Multiplier funds must include a description of how the consultation with educational partners at schools generating Equity Multiplier funds influenced the development of the adopted LCAP.

- For the purposes of this prompt, this may also include, but is not necessarily limited to:

    - Inclusion of a goal or decision to pursue a Focus Goal (as described below)
    - Inclusion of metrics other than the statutorily required metrics
    - Determination of the target outcome on one or more metrics
    - Inclusion of performance by one or more student groups in the Measuring and Reporting Results subsection
    - Inclusion of action(s) or a group of actions
    - Elimination of action(s) or group of actions
    - Changes to the level of proposed expenditures for one or more actions
    - Inclusion of action(s) as contributing to increased or improved services for unduplicated students
    - Analysis of effectiveness of the specific actions to achieve the goal
    - Analysis of material differences in expenditures
    - Analysis of changes made to a goal for the ensuing LCAP year based on the annual update process
    - Analysis of challenges or successes in the implementation of actions

Goals and Actions

Purpose

Well-developed goals will clearly communicate to educational partners what the LEA plans to accomplish, what the LEA plans to do in order to accomplish the goal, and how the LEA will know when it has accomplished the goal. A goal statement, associated metrics and expected outcomes, and the actions included in the goal must be in alignment. The explanation for why the LEA included a goal is an opportunity for LEAs to clearly communicate to educational partners and the public why, among the various strengths and areas for improvement highlighted by performance data and strategies and actions that could be pursued, the LEA decided to pursue this goal, and the related metrics, expected outcomes, actions, and expenditures.

A well-developed goal can be focused on the performance relative to a metric or metrics for all students, a specific student group(s), narrowing performance gaps, or implementing programs or strategies expected to impact outcomes. LEAs should assess the performance of their student groups when developing goals and the related actions to achieve such goals.

Requirements and Instructions

LEAs should prioritize the goals, specific actions, and related expenditures included within the LCAP within one or more state priorities. LEAs must consider performance on the state and local indicators, including their locally collected and reported data for the local indicators that are included in the Dashboard, in determining whether and how to prioritize its goals within the LCAP. As previously stated, strategic planning that is comprehensive connects budgetary decisions to teaching and learning performance data. LEAs should continually evaluate the hard choices they make about the use of limited resources to meet student and community needs to ensure opportunities and outcomes are improved for all students, and to address and reduce disparities in opportunities and outcomes between student groups indicated by the Dashboard.

In order to support prioritization of goals, the LCAP template provides LEAs with the option of developing three different kinds of goals:

- Focus Goal: A Focus Goal is relatively more concentrated in scope and may focus on a fewer number of metrics to measure improvement. A Focus Goal statement will be time bound and make clear how the goal is to be measured.
    - All Equity Multiplier goals must be developed as focus goals. For additional information, see Required Focus Goal(s) for LEAs Receiving Equity Multiplier Funding below.
- Broad Goal: A Broad Goal is relatively less concentrated in its scope and may focus on improving performance across a wide range of metrics.
- Maintenance of Progress Goal: A Maintenance of Progress Goal includes actions that may be ongoing without significant changes and allows an LEA to track performance on any metrics not addressed in the other goals of the LCAP.

Requirement to Address the LCFF State Priorities

At a minimum, the LCAP must address all LCFF priorities and associated metrics articulated in *EC* sections 52060(d) and 52066(d), as applicable to the LEA. The *LCFF State Priorities Summary* provides a summary of *EC* sections 52060(d) and 52066(d) to aid in the development of the LCAP.

Respond to the following prompts, as applicable:

Focus Goal(s)

Description

The description provided for a Focus Goal must be specific, measurable, and time bound.

- An LEA develops a Focus Goal to address areas of need that may require or benefit from a more specific and data intensive approach.

- The Focus Goal can explicitly reference the metric(s) by which achievement of the goal will be measured and the time frame according to which the LEA expects to achieve the goal.

Type of Goal

Identify the type of goal being implemented as a Focus Goal.

State Priorities addressed by this goal.

Identify each of the state priorities that this goal is intended to address.

An explanation of why the LEA has developed this goal.

Explain why the LEA has chosen to prioritize this goal.

- An explanation must be based on Dashboard data or other locally collected data.
- LEAs must describe how the LEA identified this goal for focused attention, including relevant consultation with educational partners.
- LEAs are encouraged to promote transparency and understanding around the decision to pursue a focus goal.

Required Focus Goal(s) for LEAs Receiving Equity Multiplier Funding

Description

LEAs receiving Equity Multiplier funding must include one or more focus goals for each school generating Equity Multiplier funding. In addition to addressing the focus goal requirements described above, LEAs must adhere to the following requirements.

Focus goals for Equity Multiplier schoolsites must address the following:

(A) All student groups that have the lowest performance level on one or more state indicators on the Dashboard, and

(B) Any underlying issues in the credentialing, subject matter preparation, and retention of the school's educators, if applicable.

- Focus Goals for each and every Equity Multiplier schoolsite must identify specific metrics for each identified student group, as applicable.
- An LEA may create a single goal for multiple Equity Multiplier schoolsites if those schoolsites have the same student group(s) performing at the lowest performance level on one or more state indicators on the Dashboard or, experience similar issues in the credentialing, subject matter preparation, and retention of the school's educators.
    - When creating a single goal for multiple Equity Multiplier schoolsites, the goal must identify the student groups and the performance levels on the Dashboard that the Focus Goal is addressing; or,

- The common issues the schoolsites are experiencing in credentialing, subject matter preparation, and retention of the school's educators, if applicable.

Type of Goal

Identify the type of goal being implemented as an Equity Multiplier Focus Goal.

State Priorities addressed by this goal.

Identify each of the state priorities that this goal is intended to address.

An explanation of why the LEA has developed this goal.

Explain why the LEA has chosen to prioritize this goal.

- An explanation must be based on Dashboard data or other locally collected data.
- LEAs must describe how the LEA identified this goal for focused attention, including relevant consultation with educational partners.
- LEAs are encouraged to promote transparency and understanding around the decision to pursue a focus goal.
- In addition to this information, the LEA must also identify:
  - The school or schools to which the goal applies

LEAs are encouraged to approach an Equity Multiplier goal from a wholistic standpoint, considering how the goal might maximize student outcomes through the use of LCFF and other funding in addition to Equity Multiplier funds.

- Equity Multiplier funds must be used to supplement, not supplant, funding provided to Equity Multiplier schoolsites for purposes of the LCFF, the Expanded Learning Opportunities Program (ELO-P), the Literacy Coaches and Reading Specialists (LCRS) Grant Program, and/or the California Community Schools Partnership Program (CCSPP).
- This means that Equity Multiplier funds must not be used to replace funding that an Equity Multiplier schoolsite would otherwise receive to implement LEA-wide actions identified in the LCAP or that an Equity Multiplier schoolsite would otherwise receive to implement provisions of the ELO-P, the LCRS, and/or the CCSPP.

Note: *EC* Section 42238.024(b)(1) requires that Equity Multiplier funds be used for the provision of evidence-based services and supports for students. Evidence-based services and supports are based on objective evidence that has informed the design of the service or support and/or guides the modification of those services and supports. Evidence-based supports and strategies are most commonly based on educational research and/or metrics of LEA, school, and/or student performance.

Broad Goal

Description

Describe what the LEA plans to achieve through the actions included in the goal.

- The description of a broad goal will be clearly aligned with the expected measurable outcomes included for the goal.
- The goal description organizes the actions and expected outcomes in a cohesive and consistent manner.
- A goal description is specific enough to be measurable in either quantitative or qualitative terms. A broad goal is not as specific as a focus goal. While it is specific enough to be measurable, there are many different metrics for measuring progress toward the goal.

Type of Goal

Identify the type of goal being implemented as a Broad Goal.

State Priorities addressed by this goal.

Identify each of the state priorities that this goal is intended to address.

An explanation of why the LEA has developed this goal.

Explain why the LEA developed this goal and how the actions and metrics grouped together will help achieve the goal.

Maintenance of Progress Goal

Description

Describe how the LEA intends to maintain the progress made in the LCFF State Priorities not addressed by the other goals in the LCAP.

- Use this type of goal to address the state priorities and applicable metrics not addressed within the other goals in the LCAP.
- The state priorities and metrics to be addressed in this section are those for which the LEA, in consultation with educational partners, has determined to maintain actions and monitor progress while focusing implementation efforts on the actions covered by other goals in the LCAP.

Type of Goal

Identify the type of goal being implemented as a Maintenance of Progress Goal.

State Priorities addressed by this goal.

Identify each of the state priorities that this goal is intended to address.

An explanation of why the LEA has developed this goal.

Explain how the actions will sustain the progress exemplified by the related metrics.

Measuring and Reporting Results:

For each LCAP year, identify the metric(s) that the LEA will use to track progress toward the expected outcomes.

- LEAs must identify metrics for specific student groups, as appropriate, including expected outcomes that address and reduce disparities in outcomes between student groups.

- The metrics may be quantitative or qualitative; but at minimum, an LEA's LCAP must include goals that are measured using all of the applicable metrics for the related state priorities, in each LCAP year, as applicable to the type of LEA.

- To the extent a state priority does not specify one or more metrics (e.g., implementation of state academic content and performance standards), the LEA must identify a metric to use within the LCAP. For these state priorities, LEAs are encouraged to use metrics based on or reported through the relevant local indicator self-reflection tools within the Dashboard.

- **Required metrics for LEA-wide actions:** For each action identified as 1) contributing towards the requirement to increase or improve services for foster youth, English learners, including long-term English learners, and low-income students and 2) being provided on an LEA-wide basis, the LEA must identify one or more metrics to monitor the effectiveness of the action and its budgeted expenditures.

    - These required metrics may be identified within the action description or the first prompt in the increased or improved services section, however the description must clearly identify the metric(s) being used to monitor the effectiveness of the action and the action(s) that the metric(s) apply to.

- **Required metrics for Equity Multiplier goals**: For each Equity Multiplier goal, the LEA must identify:

    - The specific metrics for each identified student group at each specific schoolsite, as applicable, to measure the progress toward the goal, and/or

    - The specific metrics used to measure progress in meeting the goal related to credentialing, subject matter preparation, or educator retention at each specific schoolsite.

- **Required metrics for actions supported by LREBG funds**: To implement the requirements of *EC* Section 52064.4, LEAs with unexpended LREBG funds must include at least one metric to monitor the impact of each action funded with LREBG funds included in the goal.

    - The metrics being used to monitor the impact of each action funded with LREBG funds are not required to be new metrics; they may be metrics that are already being used to measure progress towards goals and actions included in the LCAP.

Complete the table as follows:

Metric

- Enter the metric number.

Metric

- Identify the standard of measure being used to determine progress towards the goal and/or to measure the effectiveness of one or more actions associated with the goal.

Baseline

- Enter the baseline when completing the LCAP for 2024–25.
    - Use the most recent data associated with the metric available at the time of adoption of the LCAP for the first year of the three-year plan. LEAs may use data as reported on the 2023 Dashboard for the baseline of a metric only if that data represents the most recent available data (e.g., high school graduation rate).
    - Using the most recent data available may involve reviewing data the LEA is preparing for submission to the California Longitudinal Pupil Achievement Data System (CALPADS) or data that the LEA has recently submitted to CALPADS.
    - Indicate the school year to which the baseline data applies.
    - The baseline data must remain unchanged throughout the three-year LCAP.
        - This requirement is not intended to prevent LEAs from revising the baseline data if it is necessary to do so. For example, if an LEA identifies that its data collection practices for a particular metric are leading to inaccurate data and revises its practice to obtain accurate data, it would also be appropriate for the LEA to revise the baseline data to align with the more accurate data process and report its results using the accurate data.
        - If an LEA chooses to revise its baseline data, then, at a minimum, it must clearly identify the change as part of its response to the description of changes prompt in the Goal Analysis for the goal. LEAs are also strongly encouraged to involve their educational partners in the decision of whether or not to revise a baseline and to communicate the proposed change to their educational partners.
    - Note for Charter Schools: Charter schools developing a one- or two-year LCAP may identify a new baseline each year, as applicable.

Year 1 Outcome

- When completing the LCAP for 2025–26, enter the most recent data available. Indicate the school year to which the data applies.

- Note for Charter Schools: Charter schools developing a one-year LCAP may provide the Year 1 Outcome when completing the LCAP for both 2025–26 and 2026–27 or may provide the Year 1 Outcome for 2025–26 and provide the Year 2 Outcome for 2026–27.

Year 2 Outcome

- When completing the LCAP for 2026–27, enter the most recent data available. Indicate the school year to which the data applies.
    - Note for Charter Schools: Charter schools developing a one-year LCAP may identify the Year 2 Outcome as not applicable when completing the LCAP for 2026–27 or may provide the Year 2 Outcome for 2026–27.

Target for Year 3 Outcome

- When completing the first year of the LCAP, enter the target outcome for the relevant metric the LEA expects to achieve by the end of the three-year LCAP cycle.
    - Note for Charter Schools: Charter schools developing a one- or two-year LCAP may identify a Target for Year 1 or Target for Year 2, as applicable.

Current Difference from Baseline

- When completing the LCAP for 2025–26 and 2026–27, enter the current difference between the baseline and the yearly outcome, as applicable.
    - Note for Charter Schools: Charter schools developing a one- or two-year LCAP will identify the current difference between the baseline and the yearly outcome for Year 1 and/or the current difference between the baseline and the yearly outcome for Year 2, as applicable.

Timeline for school districts and COEs for completing the "**Measuring and Reporting Results**" part of the Goal.

Metric	Baseline	Year 1 Outcome	Year 2 Outcome	Target for Year 3 Outcome	Current Difference from Baseline
Enter information in this box when completing the LCAP for **2024–25** or when adding a new metric.	Enter information in this box when completing the LCAP for **2024–25** or when adding a new metric.	Enter information in this box when completing the LCAP for **2025–26**. Leave blank until then.	Enter information in this box when completing the LCAP for **2026–27**. Leave blank until then.	Enter information in this box when completing the LCAP for **2024–25** or when adding a new metric.	Enter information in this box when completing the LCAP for **2025–26** and **2026–27**. Leave blank until then.

Goal Analysis:

Enter the LCAP Year.

Using actual annual measurable outcome data, including data from the Dashboard, analyze whether the planned actions were effective towards achieving the goal. "Effective" means the degree to which the planned actions were successful in producing the target result. Respond to the prompts as instructed.

Note: When completing the 2024–25 LCAP, use the 2023–24 Local Control and Accountability Plan Annual Update template to complete the Goal Analysis and identify the Goal Analysis prompts in the 2024–25 LCAP as "Not Applicable."

A description of overall implementation, including any substantive differences in planned actions and actual implementation of these actions, and any relevant challenges and successes experienced with implementation.

- Describe the overall implementation of the actions to achieve the articulated goal, including relevant challenges and successes experienced with implementation.
    - Include a discussion of relevant challenges and successes experienced with the implementation process.
    - This discussion must include any instance where the LEA did not implement a planned action or implemented a planned action in a manner that differs substantively from how it was described in the adopted LCAP.

An explanation of material differences between Budgeted Expenditures and Estimated Actual Expenditures and/or Planned Percentages of Improved Services and Estimated Actual Percentages of Improved Services.

- Explain material differences between Budgeted Expenditures and Estimated Actual Expenditures and between the Planned Percentages of Improved Services and Estimated Actual Percentages of Improved Services, as applicable. Minor variances in expenditures or percentages do not need to be addressed, and a dollar-for-dollar accounting is not required.

A description of the effectiveness or ineffectiveness of the specific actions to date in making progress toward the goal.

- Describe the effectiveness or ineffectiveness of the specific actions to date in making progress toward the goal. "Effectiveness" means the degree to which the actions were successful in producing the target result and "ineffectiveness" means that the actions did not produce any significant or targeted result.
    - In some cases, not all actions in a goal will be intended to improve performance on all of the metrics associated with the goal.
    - When responding to this prompt, LEAs may assess the effectiveness of a single action or group of actions within the goal in the context of performance on a single metric or group of specific metrics within the goal that are applicable to the action(s). Grouping actions with metrics will allow for more robust analysis of whether the strategy the LEA is using to impact a specified set of metrics is working and increase transparency for educational partners. LEAs are encouraged to use such an approach when goals include multiple actions and metrics that are not closely associated.
    - Beginning with the development of the 2024–25 LCAP, the LEA must change actions that have not proven effective over a three-year period.

A description of any changes made to the planned goal, metrics, target outcomes, or actions for the coming year that resulted from reflections on prior practice.

- Describe any changes made to this goal, expected outcomes, metrics, or actions to achieve this goal as a result of this analysis and analysis of the data provided in the Dashboard or other local data, as applicable.
    - As noted above, beginning with the development of the 2024–25 LCAP, the LEA must change actions that have not proven effective over a three-year period. For actions that have been identified as ineffective, the LEA must identify the ineffective action and must include a description of the following:
        - The reasons for the ineffectiveness, and
        - How changes to the action will result in a new or strengthened approach.

Actions:

Complete the table as follows. Add additional rows as necessary.

Action #

- Enter the action number.

Title

- Provide a short title for the action. This title will also appear in the action tables.

Description

- Provide a brief description of the action.
    - For actions that contribute to meeting the increased or improved services requirement, the LEA may include an explanation of how each action is principally directed towards and effective in meeting the LEA's goals for unduplicated students, as described in the instructions for the Increased or Improved Services for Foster Youth, English Learners, and Low-Income Students section.
    - As previously noted, for each action identified as 1) contributing towards the requirement to increase or improve services for foster youth, English learners, including long-term English learners, and low-income students and 2) being provided on an LEA-wide basis, the LEA must identify one or more metrics to monitor the effectiveness of the action and its budgeted expenditures.
    - These required metrics may be identified within the action description or the first prompt in the increased or improved services section; however, the description must clearly identify the metric(s) being used to monitor the effectiveness of the action and the action(s) that the metric(s) apply to.

Total Funds

- Enter the total amount of expenditures associated with this action. Budgeted expenditures from specific fund sources will be provided in the action tables.

Contributing

- Indicate whether the action contributes to meeting the increased or improved services requirement as described in the Increased or Improved Services section using a "Y" for Yes or an "N" for No.
    - **Note:** for each such contributing action, the LEA will need to provide additional information in the Increased or Improved Services section to address the requirements in *California Code of Regulations*, Title 5 [5 *CCR*] Section 15496 in the Increased or Improved Services section of the LCAP.

***Actions for Foster Youth*:** School districts, COEs, and charter schools that have a numerically significant foster youth student subgroup are encouraged to include specific actions in the LCAP designed to meet needs specific to foster youth students.

Required Actions

For English Learners and Long-Term English Learners

- LEAs with 30 or more English learners and/or 15 or more long-term English learners must include specific actions in the LCAP related to, at a minimum:
    - Language acquisition programs, as defined in *EC* Section 306, provided to students, and
    - Professional development for teachers.
    - If an LEA has both 30 or more English learners and 15 or more long-term English learners, the LEA must include actions for both English learners and long-term English learners.

For Technical Assistance

- LEAs eligible for technical assistance pursuant to *EC* sections 47607.3, 52071, 52071.5, 52072, or 52072.5, must include specific actions within the LCAP related to its implementation of the work underway as part of technical assistance. The most common form of this technical assistance is frequently referred to as Differentiated Assistance.

For Lowest Performing Dashboard Indicators

- LEAs that have Red Dashboard indicators for (1) a school within the LEA, (2) a student group within the LEA, and/or (3) a student group within any school within the LEA must include one or more specific actions within the LCAP:
    - The specific action(s) must be directed towards the identified student group(s) and/or school(s) and must address the identified state indicator(s) for which the student group or school received the lowest performance level on the 2023 Dashboard. Each

student group and/or school that receives the lowest performance level on the 2023 Dashboard must be addressed by one or more actions.

  - These required actions will be effective for the three-year LCAP cycle.

For LEAs With Unexpended LREBG Funds

- To implement the requirements of *EC* Section 52064.4, LEAs with unexpended LREBG funds must include one or more actions supported with LREBG funds within the 2025–26, 2026–27, and 2027–28 LCAPs, as applicable to the LEA. Actions funded with LREBG funds must remain in the LCAP until the LEA has expended the remainder of its LREBG funds, after which time the actions may be removed from the LCAP.

  - Prior to identifying the actions included in the LCAP the LEA is required to conduct a needs assessment pursuant to *EC* Section 32526(d). For information related to the required needs assessment please see the Program Information tab on the LREBG Program Information web page. Additional information about the needs assessment and evidence-based resources for the LREBG may be found on the California Statewide System of Support LREBG Resources web page. The required LREBG needs assessment may be part of the LEAs regular needs assessment for the LCAP if it meets the requirements of *EC* Section 32526(d).

  - School districts receiving technical assistance and COEs providing technical assistance are encouraged to use the technical assistance process to support the school district in conducting the required needs assessment, the selection of actions funded by the LREBG and/or the evaluation of implementation of the actions required as part of the LCAP annual update process.

  - As a reminder, LREBG funds must be used to implement one or more of the purposes articulated in *EC* Section 32526(c)(2).

  - LEAs with unexpended LREBG funds must include one or more actions supported by LREBG funds within the LCAP. For each action supported by LREBG funding the action description must:

    - Identify the action as an LREBG action;

    - Include an explanation of how research supports the selected action;

    - Identify the metric(s) being used to monitor the impact of the action; and

    - Identify the amount of LREBG funds being used to support the action.

Increased or Improved Services for Foster Youth, English Learners, and Low-Income Students

Purpose

A well-written Increased or Improved Services section provides educational partners with a comprehensive description, within a single dedicated section, of how an LEA plans to increase or improve services for its unduplicated students as defined in *EC* Section 42238.02 in grades TK–12 as compared to all students in grades TK–12, as applicable, and how LEA-wide or schoolwide actions identified for this purpose meet regulatory requirements. Descriptions provided should include sufficient detail yet be sufficiently succinct to promote a broader understanding of educational partners to facilitate their ability to provide input. An LEA's description in this section must align with the actions included in the Goals and Actions section as contributing.

Please Note: For the purpose of meeting the Increased or Improved Services requirement and consistent with *EC* Section 42238.02, long-term English learners are included in the English learner student group.

Statutory Requirements

An LEA is required to demonstrate in its LCAP how it is increasing or improving services for its students who are foster youth, English learners, and/or low-income, collectively referred to as unduplicated students, as compared to the services provided to all students in proportion to the increase in funding it receives based on the number and concentration of unduplicated students in the LEA (*EC* Section 42238.07[a][1], *EC* Section 52064[b][8][B]; 5 *CCR* Section 15496[a]). This proportionality percentage is also known as the "minimum proportionality percentage" or "MPP." The manner in which an LEA demonstrates it is meeting its MPP is two-fold: (1) through the expenditure of LCFF funds or through the identification of a Planned Percentage of Improved Services as documented in the Contributing Actions Table, and (2) through the explanations provided in the Increased or Improved Services for Foster Youth, English Learners, and Low-Income Students section.

To improve services means to grow services in quality and to increase services means to grow services in quantity. Services are increased or improved by those actions in the LCAP that are identified in the Goals and Actions section as contributing to the increased or improved services requirement, whether they are provided across the entire LEA (LEA-wide action), provided to an entire school (Schoolwide action), or solely provided to one or more unduplicated student group(s) (Limited action).

Therefore, for *any* action contributing to meet the increased or improved services requirement, the LEA must include an explanation of:

- How the action is increasing or improving services for the unduplicated student group(s) (Identified Needs and Action Design), and
- How the action meets the LEA's goals for its unduplicated pupils in the state and any local priority areas (Measurement of Effectiveness).

LEA-wide and Schoolwide Actions

In addition to the above required explanations, LEAs must provide a justification for why an LEA-wide or Schoolwide action is being provided to all students and how the action is intended to improve outcomes for unduplicated student group(s) as compared to all students.

- Conclusory statements that a service will help achieve an expected outcome for the goal, without an explicit connection or further explanation as to how, are not sufficient.

- Further, simply stating that an LEA has a high enrollment percentage of a specific student group or groups does not meet the increased or improved services standard because enrolling students is not the same as serving students.

For School Districts Only

Actions provided on an **LEA-wide** basis at **school districts with an unduplicated pupil percentage of less than 55 percent** must also include a description of how the actions are the most effective use of the funds to meet the district's goals for its unduplicated pupils in the state and any local priority areas. The description must provide the basis for this determination, including any alternatives considered, supporting research, experience, or educational theory.

Actions provided on a **Schoolwide** basis for **schools with less than 40 percent enrollment of unduplicated pupils** must also include a description of how these actions are the most effective use of the funds to meet the district's goals for its unduplicated pupils in the state and any local priority areas. The description must provide the basis for this determination, including any alternatives considered, supporting research, experience, or educational theory.

Requirements and Instructions

Complete the tables as follows:

Total Projected LCFF Supplemental and/or Concentration Grants

- Specify the amount of LCFF supplemental and concentration grant funds the LEA estimates it will receive in the coming year based on the number and concentration of foster youth, English learner, and low-income students. This amount includes the Additional 15 percent LCFF Concentration Grant.

Projected Additional 15 percent LCFF Concentration Grant

- Specify the amount of additional LCFF concentration grant add-on funding, as described in *EC* Section 42238.02, that the LEA estimates it will receive in the coming year.

Projected Percentage to Increase or Improve Services for the Coming School Year

- Specify the estimated percentage by which services for unduplicated pupils must be increased or improved as compared to the services provided to all students in the LCAP year as calculated pursuant to 5 *CCR* Section 15496(a)(7).

LCFF Carryover — Percentage

- Specify the LCFF Carryover — Percentage identified in the LCFF Carryover Table. If a carryover percentage is not identified in the LCFF Carryover Table, specify a percentage of zero (0.00%).

LCFF Carryover — Dollar

- Specify the LCFF Carryover — Dollar amount identified in the LCFF Carryover Table. If a carryover amount is not identified in the LCFF Carryover Table, specify an amount of zero ($0).

Total Percentage to Increase or Improve Services for the Coming School Year

- Add the Projected Percentage to Increase or Improve Services for the Coming School Year and the Proportional LCFF Required Carryover Percentage and specify the percentage. This is the LEA's percentage by which services for unduplicated pupils must be increased or improved as compared to the services provided to all students in the LCAP year, as calculated pursuant to 5 *CCR* Section 15496(a)(7).

Required Descriptions:

LEA-wide and Schoolwide Actions

For each action being provided to an entire LEA or school, provide an explanation of (1) the unique identified need(s) of the unduplicated student group(s) for whom the action is principally directed, (2) how the action is designed to address the identified need(s) and why it is being provided on an LEA or schoolwide basis, and (3) the metric(s) used to measure the effectiveness of the action in improving outcomes for the unduplicated student group(s).

If the LEA has provided this required description in the Action Descriptions, state as such within the table.

Complete the table as follows:

Identified Need(s)

Provide an explanation of the unique identified need(s) of the LEA's unduplicated student group(s) for whom the action is principally directed.

An LEA demonstrates how an action is principally directed towards an unduplicated student group(s) when the LEA explains the need(s), condition(s), or circumstance(s) of the unduplicated student group(s) identified through a needs assessment and how the action addresses them. A meaningful needs assessment includes, at a minimum, analysis of applicable student achievement data and educational partner feedback.

How the Action(s) are Designed to Address Need(s) and Why it is Provided on an LEA-wide or Schoolwide Basis

Provide an explanation of how the action as designed will address the unique identified need(s) of the LEA's unduplicated student group(s) for whom the action is principally directed and the rationale for why the action is being provided on an LEA-wide or schoolwide basis.

- As stated above, conclusory statements that a service will help achieve an expected outcome for the goal, without an explicit connection or further explanation as to how, are not sufficient.

- Further, simply stating that an LEA has a high enrollment percentage of a specific student group or groups does not meet the increased or improved services standard because enrolling students is not the same as serving students.

Metric(s) to Monitor Effectiveness

Identify the metric(s) being used to measure the progress and effectiveness of the action(s).

Note for COEs and Charter Schools: In the case of COEs and charter schools, schoolwide and LEA-wide are considered to be synonymous.

Limited Actions

For each action being solely provided to one or more unduplicated student group(s), provide an explanation of (1) the unique identified need(s) of the unduplicated student group(s) being served, (2) how the action is designed to address the identified need(s), and (3) how the effectiveness of the action in improving outcomes for the unduplicated student group(s) will be measured.

If the LEA has provided the required descriptions in the Action Descriptions, state as such.

Complete the table as follows:

Identified Need(s)

Provide an explanation of the unique need(s) of the unduplicated student group(s) being served identified through the LEA's needs assessment. A meaningful needs assessment includes, at a minimum, analysis of applicable student achievement data and educational partner feedback.

How the Action(s) are Designed to Address Need(s)

Provide an explanation of how the action is designed to address the unique identified need(s) of the unduplicated student group(s) being served.

Metric(s) to Monitor Effectiveness

Identify the metric(s) being used to measure the progress and effectiveness of the action(s).

For any limited action contributing to meeting the increased or improved services requirement that is associated with a Planned Percentage of Improved Services in the Contributing Summary Table rather than an expenditure of LCFF funds, describe the methodology that was used to determine the contribution of the action towards the proportional percentage, as applicable.

- For each action with an identified Planned Percentage of Improved Services, identify the goal and action number and describe the methodology that was used.
- When identifying a Planned Percentage of Improved Services, the LEA must describe the methodology that it used to determine the contribution of the action towards the proportional percentage. The percentage of improved services for an action corresponds to the amount of LCFF funding that the LEA estimates it would expend to implement the action if it were funded.

- For example, an LEA determines that there is a need to analyze data to ensure that instructional aides and expanded learning providers know what targeted supports to provide to students who are foster youth. The LEA could implement this action by hiring additional staff to collect and analyze data and to coordinate supports for students, which, based on the LEA's current pay scale, the LEA estimates would cost $165,000. Instead, the LEA chooses to utilize a portion of existing staff time to analyze data relating to students who are foster youth. This analysis will then be shared with site principals who will use the data to coordinate services provided by instructional assistants and expanded learning providers to target support to students. In this example, the LEA would divide the estimated cost of $165,000 by the amount of LCFF Funding identified in the Total Planned Expenditures Table and then convert the quotient to a percentage. This percentage is the Planned Percentage of Improved Services for the action.

Additional Concentration Grant Funding

A description of the plan for how the additional concentration grant add-on funding identified above will be used to increase the number of staff providing direct services to students at schools that have a high concentration (above 55 percent) of foster youth, English learners, and low-income students, as applicable.

An LEA that receives the additional concentration grant add-on described in *EC* Section 42238.02 is required to demonstrate how it is using these funds to increase the number of staff who provide direct services to students at schools with an enrollment of unduplicated students that is greater than 55 percent as compared to the number of staff who provide direct services to students at schools with an enrollment of unduplicated students that is equal to or less than 55 percent. The staff who provide direct services to students must be certificated staff and/or classified staff employed by the LEA; classified staff includes custodial staff.

Provide the following descriptions, as applicable to the LEA:

- An LEA that does not receive a concentration grant or the concentration grant add-on must indicate that a response to this prompt is not applicable.

- Identify the goal and action numbers of the actions in the LCAP that the LEA is implementing to meet the requirement to increase the number of staff who provide direct services to students at schools with an enrollment of unduplicated students that is greater than 55 percent.

- An LEA that does not have comparison schools from which to describe how it is using the concentration grant add-on funds, such as a single-school LEA or an LEA that only has schools with an enrollment of unduplicated students that is greater than 55 percent, must describe how it is using the funds to increase the number of credentialed staff, classified staff, or both, including custodial staff, who provide direct services to students at selected schools and the criteria used to determine which schools require additional staffing support.

- In the event that an additional concentration grant add-on is not sufficient to increase staff providing direct services to students at a school with an enrollment of unduplicated students that is greater than 55 percent, the LEA must describe how it is using the funds to retain staff providing direct services to students at a school with an enrollment of unduplicated students that is greater than 55 percent.

Complete the table as follows:

- Provide the staff-to-student ratio of classified staff providing direct services to students with a concentration of unduplicated students that is 55 percent or less and the staff-to-student ratio of classified staff providing direct services to students at schools with a concentration of unduplicated students that is greater than 55 percent, as applicable to the LEA.
    - The LEA may group its schools by grade span (Elementary, Middle/Junior High, and High Schools), as applicable to the LEA.
    - The staff-to-student ratio must be based on the number of full-time equivalent (FTE) staff and the number of enrolled students as counted on the first Wednesday in October of each year.
- Provide the staff-to-student ratio of certificated staff providing direct services to students at schools with a concentration of unduplicated students that is 55 percent or less and the staff-to-student ratio of certificated staff providing direct services to students at schools with a concentration of unduplicated students that is greater than 55 percent, as applicable to the LEA.
    - The LEA may group its schools by grade span (Elementary, Middle/Junior High, and High Schools), as applicable to the LEA.
    - The staff-to-student ratio must be based on the number of FTE staff and the number of enrolled students as counted on the first Wednesday in October of each year.

Action Tables

Complete the Total Planned Expenditures Table for each action in the LCAP. The information entered into this table will automatically populate the other Action Tables. Information is only entered into the Total Planned Expenditures Table, the Annual Update Table, the Contributing Actions Annual Update Table, and the LCFF Carryover Table. The word “input” has been added to column headers to aid in identifying the column(s) where information will be entered. Information is not entered on the remaining Action tables.

The following tables are required to be included as part of the LCAP adopted by the local governing board or governing body:

- Table 1: Total Planned Expenditures Table (for the coming LCAP Year)
- Table 2: Contributing Actions Table (for the coming LCAP Year)
- Table 3: Annual Update Table (for the current LCAP Year)
- Table 4: Contributing Actions Annual Update Table (for the current LCAP Year)
- Table 5: LCFF Carryover Table (for the current LCAP Year)

Note: The coming LCAP Year is the year that is being planned for, while the current LCAP year is the current year of implementation. For example, when developing the 2024–25 LCAP, 2024–25 will be the coming LCAP Year and 2023–24 will be the current LCAP Year.

Total Planned Expenditures Table

In the Total Planned Expenditures Table, input the following information for each action in the LCAP for that applicable LCAP year:

- **LCAP Year**: Identify the applicable LCAP Year.
- **1. Projected LCFF Base Grant**: Provide the total amount estimated LCFF entitlement for the coming school year, excluding the supplemental and concentration grants and the add-ons for the Targeted Instructional Improvement Block Grant program, the former Home-to-School Transportation program, and the Small School District Transportation program, pursuant to 5 *CCR* Section 15496(a)(8). Note that the LCFF Base Grant for purposes of the LCAP also includes the Necessary Small Schools and Economic Recovery Target allowances for school districts, and County Operations Grant for COEs.

  See *EC* sections 2574 (for COEs) and 42238.02 (for school districts and charter schools), as applicable, for LCFF entitlement calculations.
- **2. Projected LCFF Supplemental and/or Concentration Grants:** Provide the total amount of LCFF supplemental and concentration grants estimated on the basis of the number and concentration of unduplicated students for the coming school year.
- **3. Projected Percentage to Increase or Improve Services for the Coming School Year:** This percentage will not be entered; it is calculated based on the Projected LCFF Base Grant and the Projected LCFF Supplemental and/or Concentration Grants, pursuant to 5 *CCR* Section 15496(a)(8). This is the percentage by which services for unduplicated pupils must be increased or improved as compared to the services provided to all students in the coming LCAP year.
- **LCFF Carryover — Percentage:** Specify the LCFF Carryover — Percentage identified in the LCFF Carryover Table from the prior LCAP year. If a carryover percentage is not identified in the LCFF Carryover Table, specify a percentage of zero (0.00%).
- **Total Percentage to Increase or Improve Services for the Coming School Year:** This percentage will not be entered; it is calculated based on the Projected Percentage to Increase or Improve Services for the Coming School Year and the LCFF Carryover — Percentage. ***This is the percentage by which the LEA must increase or improve services for unduplicated pupils as compared to the services provided to all students in the coming LCAP year.***
- **Goal #**: Enter the LCAP Goal number for the action.
- **Action #**: Enter the action's number as indicated in the LCAP Goal.
- **Action Title**: Provide a title of the action.
- **Student Group(s)**: Indicate the student group or groups who will be the primary beneficiary of the action by entering "All," or by entering a specific student group or groups.

- **Contributing to Increased or Improved Services?:** Type "Yes" if the action **is** included as contributing to meeting the increased or improved services requirement; OR, type "No" if the action is **not** included as contributing to meeting the increased or improved services requirement.

- If "Yes" is entered into the Contributing column, then complete the following columns:

    - **Scope**: The scope of an action may be LEA-wide (i.e., districtwide, countywide, or charterwide), schoolwide, or limited. An action that is LEA-wide in scope upgrades the entire educational program of the LEA. An action that is schoolwide in scope upgrades the entire educational program of a single school. An action that is limited in its scope is an action that serves only one or more unduplicated student groups.

    - **Unduplicated Student Group(s)**: Regardless of scope, contributing actions serve one or more unduplicated student groups. Indicate one or more unduplicated student groups for whom services are being increased or improved as compared to what all students receive.

    - **Location**: Identify the location where the action will be provided. If the action is provided to all schools within the LEA, the LEA must indicate "All Schools." If the action is provided to specific schools within the LEA or specific grade spans only, the LEA must enter "Specific Schools" or "Specific Grade Spans." Identify the individual school or a subset of schools or grade spans (e.g., all high schools or grades transitional kindergarten through grade five), as appropriate.

- **Time Span**: Enter "ongoing" if the action will be implemented for an indeterminate period of time. Otherwise, indicate the span of time for which the action will be implemented. For example, an LEA might enter "1 Year," or "2 Years," or "6 Months."

- **Total Personnel**: Enter the total amount of personnel expenditures utilized to implement this action.

- **Total Non-Personnel**: This amount will be automatically calculated based on information provided in the Total Personnel column and the Total Funds column.

- **LCFF Funds**: Enter the total amount of LCFF funds utilized to implement this action, if any. LCFF funds include all funds that make up an LEA's total LCFF target (i.e., base grant, grade span adjustment, supplemental grant, concentration grant, Targeted Instructional Improvement Block Grant, and Home-To-School Transportation).

    - **Note:** For an action to contribute towards meeting the increased or improved services requirement, it must include some measure of LCFF funding. The action may also include funding from other sources, however the extent to which an action contributes to meeting the increased or improved services requirement is based on the LCFF funding being used to implement the action.

- **Other State Funds**: Enter the total amount of Other State Funds utilized to implement this action, if any.

    - **Note:** Equity Multiplier funds must be included in the "Other State Funds" category, not in the "LCFF Funds" category. As a reminder, Equity Multiplier funds must be used to supplement, not supplant, funding provided to Equity Multiplier schoolsites for purposes of the LCFF, the ELO-P, the LCRS, and/or the CCSPP. This means that Equity Multiplier funds must not be used to

replace funding that an Equity Multiplier schoolsite would otherwise receive to implement LEA-wide actions identified in the LEA's LCAP or that an Equity Multiplier schoolsite would otherwise receive to implement provisions of the ELO-P, the LCRS, and/or the CCSPP.

- **Local Funds**: Enter the total amount of Local Funds utilized to implement this action, if any.
- **Federal Funds**: Enter the total amount of Federal Funds utilized to implement this action, if any.
- **Total Funds**: This amount is automatically calculated based on amounts entered in the previous four columns.
- **Planned Percentage of Improved Services**: For any action identified as contributing, being provided on a Limited basis to unduplicated students, and that does not have funding associated with the action, enter the planned quality improvement anticipated for the action as a percentage rounded to the nearest hundredth (0.00%). A limited action is an action that only serves foster youth, English learners, and/or low-income students.
    - As noted in the instructions for the Increased or Improved Services section, when identifying a Planned Percentage of Improved Services, the LEA must describe the methodology that it used to determine the contribution of the action towards the proportional percentage. The percentage of improved services for an action corresponds to the amount of LCFF funding that the LEA estimates it would expend to implement the action if it were funded.

      For example, an LEA determines that there is a need to analyze data to ensure that instructional aides and expanded learning providers know what targeted supports to provide to students who are foster youth. The LEA could implement this action by hiring additional staff to collect and analyze data and to coordinate supports for students, which, based on the LEA's current pay scale, the LEA estimates would cost $165,000. Instead, the LEA chooses to utilize a portion of existing staff time to analyze data relating to students who are foster youth. This analysis will then be shared with site principals who will use the data to coordinate services provided by instructional assistants and expanded learning providers to target support to students. In this example, the LEA would divide the estimated cost of $165,000 by the amount of LCFF Funding identified in the Data Entry Table and then convert the quotient to a percentage. This percentage is the Planned Percentage of Improved Services for the action.

Contributing Actions Table

As noted above, information will not be entered in the Contributing Actions Table; however, the 'Contributing to Increased or Improved Services?' column will need to be checked to ensure that only actions with a "Yes" are displaying. If actions with a "No" are displayed or if actions that are contributing are not displaying in the column, use the drop-down menu in the column header to filter only the "Yes" responses.

Annual Update Table

In the Annual Update Table, provide the following information for each action in the LCAP for the relevant LCAP year:

- **Estimated Actual Expenditures**: Enter the total estimated actual expenditures to implement this action, if any.

Contributing Actions Annual Update Table

In the Contributing Actions Annual Update Table, check the 'Contributing to Increased or Improved Services?' column to ensure that only actions with a "Yes" are displaying. If actions with a "No" are displayed or if actions that are contributing are not displaying in the column, use the drop-down menu in the column header to filter only the "Yes" responses. Provide the following information for each contributing action in the LCAP for the relevant LCAP year:

- **6. Estimated Actual LCFF Supplemental and/or Concentration Grants:** Provide the total amount of LCFF supplemental and concentration grants estimated based on the number and concentration of unduplicated students in the current school year.

- **Estimated Actual Expenditures for Contributing Actions**: Enter the total estimated actual expenditure of LCFF funds used to implement this action, if any.

- **Estimated Actual Percentage of Improved Services:** For any action identified as contributing, being provided on a Limited basis only to unduplicated students, and that does not have funding associated with the action, enter the total estimated actual quality improvement anticipated for the action as a percentage rounded to the nearest hundredth (0.00%).

    - Building on the example provided above for calculating the Planned Percentage of Improved Services, the LEA in the example implements the action. As part of the annual update process, the LEA reviews implementation and student outcome data and determines that the action was implemented with fidelity and that outcomes for foster youth students improved. The LEA reviews the original estimated cost for the action and determines that had it hired additional staff to collect and analyze data and to coordinate supports for students that estimated actual cost would have been $169,500 due to a cost of living adjustment. The LEA would divide the estimated actual cost of $169,500 by the amount of LCFF Funding identified in the Data Entry Table and then convert the quotient to a percentage. This percentage is the Estimated Actual Percentage of Improved Services for the action.

LCFF Carryover Table

- **9. Estimated Actual LCFF Base Grant**: Provide the total amount of estimated LCFF Target Entitlement for the current school year, excluding the supplemental and concentration grants and the add-ons for the Targeted Instructional Improvement Block Grant program, the former Home-to-School Transportation program, and the Small School District Transportation program, pursuant to 5 *CCR* Section 15496(a)(8). Note that the LCFF Base Grant for purposes of the LCAP also includes the Necessary Small Schools and Economic Recovery Target allowances for school districts, and County Operations Grant for COEs. See *EC* sections 2574 (for COEs) and 42238.02 (for school districts and charter schools), as applicable, for LCFF entitlement calculations.

- **10. Total Percentage to Increase or Improve Services for the Current School Year:** This percentage will not be entered. The percentage is calculated based on the amounts of the Estimated Actual LCFF Base Grant (9) and the Estimated Actual LCFF Supplemental and/or Concentration Grants (6), pursuant to 5 *CCR* Section 15496(a)(8), plus the LCFF Carryover – Percentage from the prior year. This is the percentage by which services for unduplicated pupils must be increased or improved as compared to the services provided to all students in the current LCAP year.

Calculations in the Action Tables

To reduce the duplication of effort of LEAs, the Action Tables include functionality such as pre-population of fields and cells based on the information provided in the Data Entry Table, the Annual Update Summary Table, and the Contributing Actions Table. For transparency, the functionality and calculations used are provided below.

Contributing Actions Table

- **4. Total Planned Contributing Expenditures (LCFF Funds)**
    - This amount is the total of the Planned Expenditures for Contributing Actions (LCFF Funds) column.
- **5. Total Planned Percentage of Improved Services**
    - This percentage is the total of the Planned Percentage of Improved Services column.
- **Planned Percentage to Increase or Improve Services for the coming school year (4 divided by 1, plus 5)**
    - This percentage is calculated by dividing the Total Planned Contributing Expenditures (4) by the Projected LCFF Base Grant (1), converting the quotient to a percentage, and adding it to the Total Planned Percentage of Improved Services (5).

Contributing Actions Annual Update Table

Pursuant to *EC* Section 42238.07(c)(2), if the Total Planned Contributing Expenditures (4) is less than the Estimated Actual LCFF Supplemental and Concentration Grants (6), the LEA is required to calculate the difference between the Total Planned Percentage of Improved Services (5) and the Total Estimated Actual Percentage of Improved Services (7). If the Total Planned Contributing Expenditures (4) is equal to or greater than the Estimated Actual LCFF Supplemental and Concentration Grants (6), the Difference Between Planned and Estimated Actual Percentage of Improved Services will display "Not Required."

- **6. Estimated Actual LCFF Supplemental and Concentration Grants**
    - This is the total amount of LCFF supplemental and concentration grants the LEA estimates it will actually receive based on the number and concentration of unduplicated students in the current school year.
- **4. Total Planned Contributing Expenditures (LCFF Funds)**
    - This amount is the total of the Last Year's Planned Expenditures for Contributing Actions (LCFF Funds).
- **7. Total Estimated Actual Expenditures for Contributing Actions**
    - This amount is the total of the Estimated Actual Expenditures for Contributing Actions (LCFF Funds).
- **Difference Between Planned and Estimated Actual Expenditures for Contributing Actions (Subtract 7 from 4)**

- This amount is the Total Estimated Actual Expenditures for Contributing Actions (7) subtracted from the Total Planned Contributing Expenditures (4).

- **5. Total Planned Percentage of Improved Services (%)**
  - This amount is the total of the Planned Percentage of Improved Services column.
- **8. Total Estimated Actual Percentage of Improved Services (%)**
  - This amount is the total of the Estimated Actual Percentage of Improved Services column.
- **Difference Between Planned and Estimated Actual Percentage of Improved Services (Subtract 5 from 8)**
  - This amount is the Total Planned Percentage of Improved Services (5) subtracted from the Total Estimated Actual Percentage of Improved Services (8).

LCFF Carryover Table

- **10. Total Percentage to Increase or Improve Services for the Current School Year (6 divided by 9 plus Carryover %)**
  - This percentage is the Estimated Actual LCFF Supplemental and/or Concentration Grants (6) divided by the Estimated Actual LCFF Base Grant (9) plus the LCFF Carryover – Percentage from the prior year.
- **11. Estimated Actual Percentage of Increased or Improved Services (7 divided by 9, plus 8)**
  - This percentage is the Total Estimated Actual Expenditures for Contributing Actions (7) divided by the LCFF Funding (9), then converting the quotient to a percentage and adding the Total Estimated Actual Percentage of Improved Services (8).
- **12. LCFF Carryover — Dollar Amount LCFF Carryover (Subtract 11 from 10 and multiply by 9)**
  - If the Estimated Actual Percentage of Increased or Improved Services (11) is less than the Estimated Actual Percentage to Increase or Improve Services (10), the LEA is required to carry over LCFF funds.

    The amount of LCFF funds is calculated by subtracting the Estimated Actual Percentage to Increase or Improve Services (11) from the Estimated Actual Percentage of Increased or Improved Services (10) and then multiplying by the Estimated Actual LCFF Base Grant (9). This amount is the amount of LCFF funds that is required to be carried over to the coming year.
- **13. LCFF Carryover — Percentage (12 divided by 9)**
  - This percentage is the unmet portion of the Percentage to Increase or Improve Services that the LEA must carry over into the coming LCAP year. The percentage is calculated by dividing the LCFF Carryover (12) by the LCFF Funding (9).

Burbank Unified School District
Administrative Services

REPORT TO THE BOARD

TO:	Members of the Board of Education
FROM:	Andrew Cantwell, Assistant Superintendent of Administrative Services
PREPARED BY:	Mariam Abdelhamid, Ph.D., Director of Fiscal Services
SUBMITTED BY:	Terri Ramirez-Adams, Senior Administrative Assistant
DATE:	June 5, 2024
SUBJECT:	Adoption of Resolution 51 Regarding the Education Protection Account (EPA) 2025-2026

Background:
Proposition 30, The Schools and Local Public Safety Protection Act of 2012, approved by the voters on November 6, 2012 temporarily increases the states sales tax rate for all taxpayers and the personal income tax rates for upper-income taxpayers.

The new revenues generated from Proposition 30 are deposited into a State account called the Education Protection Account (EPA). EPA funds are based on the proportionate share of the statewide revenue limit amount. A corresponding reduction is made to the local education agency's (LEA's) Local Control Funding Formula (LCFF) equal to the amount of their EPA entitlement.

California School District funding is comprised of three funding sources: State Aid, EPA and Property Taxes. The addition of the EPA funding source does not increase the amount of LCFF due to the District. The state aid portion is decreased accordingly.

Discussion/Issues:
At the beginning of each year, the Department of Finance will estimate the amount that will be transferred into the EPA. The 2025-2026 estimate of the EPA is the funds will be distributed in equal payments quarterly during the last 10 days of September, December, March and June.

EPA revenue funds will be deposited into restricted resource 1400, using revenue object code 8012.

Along with EPA came additional reporting requirements:

1) Each year the Board of Education must approve a spending plan for the EPA money (LACOE is requesting approval in the form of a board resolution).
2) The EPA funds cannot be used for the salaries or benefits of administrators or administrative costs.
3) The District must publish on its website the amount of EPA money received and how it was spent.
4) An annual audit will be required to verify that EPA funds were spent in accordance with the requirements of Proposition 30. The cost of this audit can be paid with EPA funds.
5) For fiscal years 2013-2014 through 2025-2026 the spending plan must be approved at the time the budget is adopted.

Spending Plan:
The District plans to use 100% of the EPA funding for certificated teacher salaries and related benefits. The estimated EPA for fiscal year 2025-2026 is $27,095,803.

Financial Impact:
None

Recommendations:
Andrew Cantwell, Assistant Superintendent of Administrative Services, recommends that the Board of Education adopt Resolution 51 regarding the Education Protection Account (EPA) 2025-2026 for the portion of the state aid (Local Control Funding Formula (LCFF) Funds) identified as the EPA, be spent on the current costs of certificated teacher salaries and benefits, as presented.

RESOLUTION NO. 51
RESOLUTION OF THE BOARD OF EDUCATION OF THE BURBANK UNIFIED SCHOOL DISTRICT REGARDING THE EDUCATION PROTECTION ACCOUNT – 2025-2026

WHEREAS, the voters approved Proposition 30 on November 6, 2012;

WHEREAS, Proposition 30 added Article XIII, Section 36 to the California Constitution effective November 7, 2012;

WHEREAS, the provisions of Article XIII, Section 36(e) create in the state General Fund an Education Protection Account to receive and disburse the revenues derived from the incremental increases in taxes imposed by Article XIII, Section 36(f);

WHEREAS, before June 30th of each year, the Director of Finance shall estimate the total amount of additional revenues, less refunds that will be derived from the incremental increases in tax rates made pursuant to Article XIII, Section 36(f) that will be available for transfer into the Education Protection Account during the next fiscal year;

WHEREAS, if the sum determined by the State Controller is positive, the State Controller shall transfer the amount calculated into the Education Protection Account within ten days preceding the end of the fiscal year;

WHEREAS, all monies in the Education Protection Account are hereby continuously appropriated for the support of school districts, county offices of education, charter schools and community college districts;

WHEREAS, monies deposited in the Education Protection Account shall not be used to pay any costs incurred by the Legislature, the Governor or any agency of state government;

WHEREAS, a community college district, county office of education, school district, or charter school shall have the sole authority to determine how the monies received from the Education Protection Account are spent in the school or schools within its jurisdiction;

WHEREAS, the governing board of the district shall make the spending determinations with respect to monies received from the Education Protection Account in open session of a public meeting of the governing board;

WHEREAS, the monies received from the Education Protection Account shall not be used for salaries or benefits for administrators or any other administrative cost;

WHEREAS, each community college district, county office of education, school district and charter school shall annually publish on its Internet website an accounting of how much money was received from the Education Protection Account and how that money was spent;

WHEREAS, the annual independent financial and compliance audit required of community college districts, county offices of education, school districts and charter schools shall ascertain and verify whether the funds provided from the Education Protection Account have been properly disbursed and expended as required by Article XIII, Section 36 of the California Constitution;

WHEREAS, expenses incurred by community college districts, county offices of education, school districts and charter schools to comply with the additional audit requirements of Article XIII, Section 36 may be paid with funding from the Education Protection Act and shall not be considered administrative costs for purposes of Article XIII, Section 36.

NOW, THEREFORE, be it resolved, determined and ordered by the Board of Education of the Burbank Unified School District as follows:

1. The monies received from the Education Protection Account shall be spent as required by Article XIII, Section 36 and the spending determinations on how the money will be spent shall be made in open session of a public meeting of the governing board of Burbank Unified School District;

2. In compliance with Article XIII, Section 36(e), with the California Constitution, the governing board of the Burbank Unified School District has determined to spend the monies received from the Education Protection Act on certificated teacher salaries and benefits.

PASSED AND ADOPTED this day, June 5, 2025, by the following vote:

AYES:

NOES:

ABSTAIN:

ABSENT:

APPROVED:

_____
President of the Board of Education of the
Burbank Unified School District

Attest:

_____
Clerk of the Board of Education of the
Burbank Unified School District

Burbank Unified School District
Instructional Services

REPORT TO THE BOARD

TO:	Members of the Board of Education
FROM:	Peter Knapik, Assistant Superintendent, Educational Services
PREPARED BY:	Laura Flosi, Director, Child Care Programs
SUBMITTED BY:	Glenda Diaz Nolasco, Administrative Secretary II
DATE:	June 5, 2025
SUBJECT:	Approval of 100% Childcare Fee Reduction for Unduplicated Students Paid by Expanded Learning Opportunities Program for Around the Bell and Boys and Girls Club of Burbank, from July 1, 2025, through June 30, 2026

Background:

The Expanded Learning Opportunities Program (ELO-P) funds after-school and summer enrichment programs for transitional kindergarten through sixth grade.

"Expanded learning" refers to before-school, after-school, summer, or intersession programs that focus on developing pupils' academic, social, emotional, and physical needs and interests through hands-on, engaging learning experiences. The Legislature intends that expanded learning programs be pupil-centered, results-driven, and include community partners, complementing but not replicating learning activities within the regular school day and school year.

District-Wide Goals 2022-23:

1. Students will be career/college ready via high-quality instruction
2. Students will be physically, emotionally, and mentally healthy

Discussion/Issues:

ELOP funding is available to reduce childcare rates for unduplicated students, including those participating in the free or reduced lunch program, English learners, students experiencing homelessness, and foster students.

It is proposed that the Boys and Girls Club of Burbank program reduce childcare fees by 100% for unduplicated students. Current morning care rates will be reduced from $115 to $0 monthly. The daily rates for Transitional Kindergarten and Kindergarten will be reduced from $205 to $0 monthly. Grades 1-5 after-school rates will reduce from $175 to $0 monthly. For grades 6-8, after-school care will reduce from $115 to $0 monthly. The entire amount (100%) will be covered by the Expanded Learning Opportunities Program (ELOP) funding.

Additionally, ELOP funds will cover the cost of gate monitors for fourteen school locations where the Boys and Girls Club of Burbank provides child care. Gate monitors will be employed from 3:00 p.m. to 6:15 p.m. This is an additional safety procedure to monitor the release of childcare students to family members.

ELOP child care will include 180 days of the regular school year, five days of Winter Break, five days of Spring Break, and 20 days of Summer Break.

Fiscal Impact:

Depending on the grade level, families will pay 0% of the organization's fees weekly or monthly. The balance (100%) will be invoiced to the District for payment. It is estimated that paying the balance of the 100% rate reduction will cost up to $1,900,000 for 700 students who receive childcare from these organizations. Both programs have a seating capacity, so there is a limit to the number of attendees. Seats are filled on a first-come, first-served basis. The ELOP allocation for 2024-2025 is $3,750,993. The funding award for 2025-2026 has not yet been published by the California Department of Education; however, it is anticipated that the District will receive approximately the same allocation as in 2024-2025.

Recommendation:

Peter Knapik, Assistant Superintendent, Educational Services, recommends that the Board of Education approve the 100% reduction in fees for unduplicated students and the Agreement between the Burbank Unified School District Boys and Girls Club of Burbank to provide childcare services at a 100% rate reduction paid by the Expanded Learning Opportunities Program (ELOP), not to exceed $1,900,000.00 (01.0-2600.0-0-00000-27000-5810-7429000), effective July 1, 2025 through June 30, 2026, and that authority to sign this agreement be exercised pursuant to BUSD –AR 3314, as presented.

2025-2026 AGREEMENT FOR A 100% REDUCTION IN STUDENT FEES FOR BURBANK USD UNDUPLICATED STUDENTS ATTENDING THE BOYS AND GIRLS CLUB OF BURBANK

The BURBANK UNIFIED SCHOOL DISTRICT, and THE BOYS AND GIRLS CLUB OF BURBANK, a California Non-Profit Corporation ["BAGCB"] enters into this agreement for the following purposes and with reference to the following facts:

RECITAL

WHEREAS, DISTRICT is the Local Educational Agency and applicant for the Expanded Learning Opportunities Program [“ELOP”] Grant 100% fee reduction for Burbank USD unduplicated students (students participating in the free or reduced meal program, English learners, foster youth, and/or students experiencing homelessness) attending the BAGCB.

WHEREAS, DISTRICT seeks to contract with BAGCB to provide some aspects of the ELOP program required by the conditions of the ELOP Grant.

WHEREAS, it is necessary and desirable that this Agreement be executed for the purposes stated herein.

NOW, THEREFORE, it is hereby agreed by each of the parties to this Agreement as follows:

1. **Scope of Services:** The DISTRICT collaborates with BAGCB to operate comprehensive enrichment activities (consistent with ELOP Grant guidelines) for the number of students designated at the following schools:

    a. All schools that offer the BAGCB child care program to Burbank USD Transitional Kindergarten through Grade 6 students

BAGCB further agrees to comply with any further requirements imposed on the DISTRICT by the California Department of Education as a result of the Expanded Learning Opportunities Program (ELOP) Grant award.

BAGCB Agrees:

A. **Operational Requirements:**

- To operate every school day of the school year for at least three hours per day, beginning when school is dismissed, for the subsequent three hours, to at least 6:00 p.m. A school day is defined as any day that students attend school during the regular school year.

- To fulfill the administrative functions for hiring after-school staff. The BAGCB will make decisions on hiring, wages, and management in collaboration with the DISTRICT. The BAGCB reserves the right to terminate any employee for violation of the BAGCB Club policy.

- To provide gate monitors at up to 14 school sites from the end of the school day through 6:15 p.m., Edison Elementary is the only school site not requiring a gate monitor as the entrance has direct access to child care.

- To offer TK/K childcare from 7:00 a.m. to the start of the school day at any elementary school that has at least 10 students based on the community's need for childcare. There is also an option to offer morning childcare to other grade levels at an elementary school.

- To follow all of the California Department of Education ELOP requirements and guidelines for the use of funds.

- To provide educational enrichment elements that may include, but are not limited to, recreation, physical fitness, and prevention activities. Such activities may consist of music, physical education, health promotion, general recreation, career awareness, and work preparation programs, as well as community service learning and other youth development activities tailored to students' needs and interests.

- To collaborate in providing a safe physical and emotional environment that facilitates opportunities for relationship-building and promotes active pupil engagement.

- To comply with all federal statutes relating to nondiscrimination; including Title VI of the Civil Rights Act of 1964 *(45 USC sections 2000d - 2000d4)* prohibiting discrimination based on race, color, or national origin; Title IX of the Education Amendments of 1972 *(20 USC sections 1681-1683)* prohibiting discrimination based on sex; Section 504 of the Rehabilitation Act of 1973 *(20 USC Section 794)* prohibiting discrimination on the basis of handicap; and The Age Discrimination Act of 1975 *(42 USC Sections 6101-6107),* prohibiting discrimination based on age.

B. **Staffing Requirements:**

- To ensure that all personnel who have direct supervision of students be subject to and meet the minimum qualifications of the BAGCB requirements.

- To collaborate with the DISTRICT ELOP/ASES Coordinator to ensure that all program staff hired and managed by BAGCB participate in training regarding DISTRICT procedures andsafety/emergency rules and regulations.

- To collaborate and ensure that all staff and volunteers hired and managed by BAGCB willfulfill health screening and fingerprint clearance requirements in the current law, according to DISTRICT policy.

- To evaluate BAGCB employees annually following BAGCB employee evaluation procedures.

- To ensure that all program staff have the option of attending BAGCB training related to enrichment programs.

C. Reporting and Evaluation of Program:

- To keep accurate records and submit monthly invoices for reimbursement of 100% of member fees.

- To provide background checks and fingerprints of hired staff.

- To provide information for the statewide independent evaluation for the California Department of Education, as required under the grant.

- To respond to any additional surveys or other methods of data collection that may be required by the California Department of Education under the ELOP Grant, throughout the life of the program.

- To make reports to the DISTRICT as may reasonably be necessary to enable the DISTRICT toperform its duties. BAGCB shall maintain and provide access to all records used inthe preparation of such reports for a period of five years.

- To provide documentation for the California Department of Education's Federal Program Monitoring (FPM) process.

2. **Use of District Facilities**:

The DISTRICT shall provide sufficient after-school classrooms, playgrounds, and any necessary and available spaces for the ELOP-funded students.

3. **Term:**

The term of this Agreement is from July 1, 2025, to June 30, 2026. By mutual agreement, this Agreement may be renewed for successive one-year periods.

4. **Compensation:**

In consideration of the satisfactory provision of the above services, and in accordance with the provisions of the Grant, the DISTRICT will compensate BAGCB as follows:

4.1 Up to $1,900,000 payable to BAGCB as follows:

$1,300,000 for 100% reduced rates for BAGBC members, Grades TK/K through Grade 6 who qualify for ELOP funding from July 1, 2025, through June 30, 2026. The names of qualifying students will be provided along with the monthly invoicing.

4.2 $600,000 administrative and program expenses, including gate monitors and TK/K through Grade 6 from July 1, 2025, through June 30, 2026.

4.3 Compensation to the BAGCB will be deducted from the ELOP Grant funds received by the DISTRICT, up to the limits specified in this Agreement for allowable and approved expenditures. The DISTRICT is not responsible for any additional charges or expenses.

4.4 BAGCB agrees to supply the DISTRICT with any and all reporting information required by the California DE or U.S. Department of Education in a timely manner andin advance of any deadlines.

5. **Termination:**

DISTRICT may terminate this agreement for cause. Any concerns related to a potential termination for cause will be communicated in writing by the DISTRICT to BAGCB in writing. BAGCB will have 30 days to remedy these concerns. In the event of termination, BAGCB will receive compensation for services satisfactorily provided based upon Agreement up to and including the date of termination.

BAGCB may be terminated by BAGCB for cause. BAGCB will express any concerns related to a potential termination for cause in writing to the DISTRICT.
The DISTRICT will have 30 days to remedy these concerns.

6. **Amendment:**

A written agreement between the parties may amend this contract.

7. **Indemnification:**

7.1 Except to the extent resulting from or arising out of the negligence or willful misconduct of the DISTRICT, its Board, or any member thereof; or their respective officers, employees, agents, or representatives, BAGCB agrees to indemnify, hold harmless, release and defend (even if the allegations are false, fraudulent or groundless), to the maximum extent permitted by law, and covenants not to

sue, the DISTRICT, its Board and each member thereof; and their respective officers, employees, agents, or representatives, from any and all liability, loss, suits, claims, damages, costs, judgments, and expenses (including attorney's fees and costs of litigation) which result from, or arise out of, or are claimed to result from or to arise out of any act of neglect, default or omission of BAGCB, its employees, representatives, subcontractors, or agents relating to its activity or performance under this Agreement.

7.2 Except to the extent resulting from or arising out of the negligence or willful misconduct of the BAGCB, its Board, or any member thereof; or their respective officers, employees, agents, or representatives, the DISTRICT agrees to indemnify, hold harmless, release and defend (even if the allegations are false,fraudulent or groundless), to the maximum extent permitted by law, and covenants not to sue, the BAGCB, its Board and each member thereof; and their respective officers, employees, agents or representatives, from any and all liability, loss, suits, claims, damages, costs, judgments and expenses (including attorney's fees and costs of litigation) which result from, or arise out of, or are claimed to result from or to arise out of any act of neglect, default or omission of DISTRICT, its employees, representatives, subcontractors, or agents relating to its activity or performance under this Agreement.

8. **Insurance:**

BAGCB, at its own expense, shall procure and maintain policies of insurance of the types and in the amounts set forth below, for the duration of the Agreement, including any extensions thereto. These policies shall state that they afford primary coverage. Insurance must be maintained with firms licensed in California and recognized by the State. All firms shall have an "A.M. Best" rating of "A" or better. BAGCB will provide evidence of all necessary insurance. The insurance provisions outlined below will be in effect and must be complied with during the term of this Agreement.

8.1 Comprehensive General Liability insurance with limits of at least $2,000,000 combined single limits for bodily injury and death, and $500,000 property damage

meeting above standards.

8.2 The DISTRICT, its board members, officers, employees, agents, and volunteers mustbe endorsed on the policy as additional insureds with respect to liability arising out of BAGCB'S performance of this Agreement. If BAGCB employs other contractors as part of the Services rendered, the Contractor's Protective Coverage is required. BAGCB may include all subcontractors as insured under its own policy, shall furnish separate insurance for each subcontractor, or shall ensure that the subcontractor has its own insurance meeting the requirements set forth herein.

8.3 BAGCB shall comply with the applicable sections of the California Labor Code concerning worker's compensation for injuries on the job. Compliance is accomplished by securing and maintaining in force a policy of workers' compensation insurance with statutory limits and Employer's Liability Insurance with a minimum limit of $1,000,000.00 per accident. The policy shall be endorsedto waive all rights of subrogation against DISTRICT, its board members, officers, employees, and volunteers for losses related to worker's compensation arising from the performance of this Agreement.

8.4 Each insurance policy included in this clause shall be endorsed to state that coverage shall not be canceled except after thirty (30) days prior written notice to the DISTRICT.

8.5 Prior to the commencement of performance, BAGCB shall furnish the DISTRICT with a certificate of insurance for each policy. Each certificate is to be signed by a person authorized by the insurer to bind coverage on its behalf. The certificate(s) must be in a form approved by DISTRICT. The DISTRICT may require complete, certified copies of any or all policies at any time.

8.6 Failure to maintain required insurance at all times shall constitute a default and material breach. In such event, BAGCB shall immediately notify DISTRICT and cease allperformance under this Agreement until further directed by the DISTRICT.

8.7 The BAGCB, its Board or any member thereof, or their respective officers, employees,agents, or representatives will be endorsed as additional insured with respect to liability arising out of the DISTRICT's performance of this Agreement.

9. **Rules of Construction:**

The terms of this Agreement are contractual and are the result of negotiation among all the parties hereto. All parties to this Agreement agree that the normal rules of construction, which ordinarily would operate to resolve any ambiguities in this Agreement against the drafting party, shall not be employed in the interpretation of thisAgreement.

10. **Severance Provision:**

In the event that any of the terms or provisions of this Agreement are found to be legally unenforceable, then the remaining terms and conditions shall nevertheless be enforceable without regard to any such provisions or terms that are found to be legally unenforceable.

11. **Counterparts:**

This Agreement may be executed in counterparts, each of which when taken together shall constitute one binding Agreement.

IN WITNESS HEREOF, the parties hereto, have approved and executed this Agreement on the date set forth opposite their respective signatures.

Boys and Girls Club		Burbank Unified School District	
_____		_____	
Shanna Warren	Date	John Paramo, Ed.D.	Date
Executive Director		Superintendent of Schools	

825Burbank Unified School District
Administrative Services

REPORT TO THE BOARD

TO:	Members of the Board of Education
FROM:	Andrew Cantwell, Assistant Superintendent of Administrative Services
PREPARED BY:	Terri Ramirez-Adams, Senior Administrative Assistant
SUBMITTED BY:	Terri Ramirez-Adams, Senior Administrative Assistant
DATE:	June 5, 2025
SUBJECT:	Acceptance of the Surplus Property Advisory (7-11) Committee Report

---

Background:

Pursuant to the California Education Code and Government Code, there are certain procedural requirements that the District must follow prior to declaring any real property surplus and offering such property for sale or lease. The Governing Board is required to form a surplus property advisory committee (commonly referred to as a 7-11 Committee) pursuant to Education Code § 17388, et seq. (Advisory Committee), to advise the Governing Board about the use or disposition of property which is not needed for school purposes.

District staff identified the following properties (the Properties) as potential "surplus properties" since they are properties which are not, or will not be, needed by the District for educational or operational uses.

1. Property located at 223 E Santa Anita Avenue, Burbank, CA 91502 known as the Burbank Community Day School.
2. Parking lot property located at Palm Avenue, Glenoaks Boulevard and Orange Grove Avenue, in the City of the Burbank consisting of approximately 104 parking spaces.

On November 17, 2024, Resolution 11 – Authorizing the Formation of the Surplus Property 7-11 Advisory Committee was adopted. In December 2024, the District received 25 applications from interested applicants to serve on the committee. A team consisting of two Board administrators reviewed every application. The appointment of the Committee members and Chair to the Surplus Advisory Committee was approved on February 6, 2025.

- **Justin Robertson - Chair** (Parent and person with expertise on land use planning and environmental impact)
- **Melissa Ximena Golebiowski** (renter and parent)
- **Chantal Sampogna** (Parent and Administrative Law Judge, person with expertise on legal contracts)
- **Tyler Bonstead** (property owner, parent, and Transportation planner, person with expertise in environmental impact and legal contracts)
- **Naomi Park** (member of business community and parent)

- **Hugo Maldonado** (Parks & Recreation Assistant Director, parent, person with expertise in environmental impact, legal contracts, building codes, and land use planning)
- **Andre Dionysian** (person with expertise in land use planning)
- **Eric Carter** (Burbank Teacher Association rep)
- **Peter Knapik** (Administrator)

Discussion/Issues:

The Advisory Committee met five (5) times between February 27, 2025 and May 14, 2025, which included a site visit to the Community Day School campus on March 26, 2025 and a two public hearings held at the District Office Boardroom on April 30, 2025 and May 14, 2025 to obtain input from the community.

During these meetings, the Committee requested and received information from District staff regarding the properties and their condition, their ownership and use history, estimated market rate values, Burbank enrollment and birth rate projections, the District's budget and facility needs, implications of sale vs. leasing, area demographics, current and future area land uses and zoning, and expressions of interest in the properties from potential lessees or buyers. In regard to tolerance and recommendations for future uses, the Committee considered the District's and neighboring educational partners' need, if any, for educational space, the City of Burbank's Civic Center Project, and locations of and access to housing, parks, transportation, and hotels.

The advisory committee unanimously voted in favor of declaring both properties surplus. The recommendations for the properties are as follows:

- Parking Lot – Sale of property to the highest bidder with preferences for community serving uses.
- Community Day School – Sale of property with preferences for community serving uses, specifically housing, parks, and educational uses (in no particular order).

Fiscal Impact:

None.

Recommendation:

Andrew Cantwell, Assistant Superintendent of Administrative Services, recommends that the Board of Education accept the Surplus Property Advisory (7-11) Committee report, as presented.

Burbank Unified School District
Surplus Property ("7-11") Committee

May 14, 2025

Re: Surplus Property Committee Report to the Board (Resolution 11)

To the Members of the Board of Education:

Last fall, the Board voted to convene a Surplus Property ("7-11") Committee (Committee) of community members to study and recommend to the Board whether two properties, 223 E Santa Anita Ave (Community Day School) and a district-owned parking lot located at Palm Avenue, Glenoaks Boulevard and Orange Grove Avenue (Parking Lot), should be deemed surplus; and if so, whether they should be sold or leased, and the community's tolerances and recommendations for future uses.

The Committee met five times between February 27 and May 14, including a site visit to the Community Day School campus on March 26, and held two public hearings, the first on April 30 and the second on May 14, 2025. At its meetings, the Committee requested and received information from District staff regarding the properties and their condition, their ownership and use history, estimated market rate values, Burbank enrollment and birth rate projections, the District's budget and facilities needs, implications of sale vs. leasing, area demographics, current and future area land uses and zoning, and expressions of interest in the properties from potential lessees or buyers. In regard to tolerance and recommendations for future uses, the Committee considered the District's and neighboring educational partners' need, if any, for educational space, the City of Burbank's Civic Center Project, and locations of and access to housing, parks, transportation, and hotels.

<u>Recommendations</u>
The Committee voted to recommend:

1. Both properties be declared surplus
2. Parking Lot
    - Sale of property to the highest bidder
    - Preference for community serving uses
3. Community Day School
    - Sale of property
    - Preference for community serving uses, specifically housing, parks, and educational uses (in no particular order)

Respectfully Submitted,

Committee Members:
Justin Robertson, Chair
Tyler Bonstead
Eric Carter
Andre Dionysian
Melissa Ximena Golebiowski
Peter Knapik
Hugo Maldonado
Chantal Sampogna

Attachment: Exhibit A

EXHIBIT A

SURPLUS PROPERTY ADVISORY (7-11) COMMITEE
MEETING AGENDAS AND MINUTES

BURBANK UNIFIED SCHOOL DISTRICT
SURPLUS PROPERTY ADVISORY ("7-11") COMMITTEE

February 27, 2025

6:00 p.m. – 7:30 p.m.

BOARD ROOM
DISTRICT OFFICE
1900 W. OLIVE AVENUE
BURBANK, CA 91506-2460

A G E N D A

1. CALL TO ORDER/PLEDGE OF ALLEGIANCE

2. ROLL Call (Establishment of Quorum)

   - **Justin Robertson - Chair**
   - **Melissa Ximena Golebiowski**
   - **Chantal Sampogna**
   - **Tyler Bonstead**
   - **Naomi Park**
   - **Hugo Maldonado**
   - **Andre Dionysian**
   - **Eric Carter**
   - **Peter Knapik**

3. APPROVAL OF MINUTES
   No minutes to be approved.

4. PUBLIC COMMENT (No more than two (2) minutes may be allotted to each speaker)

5. NEW AND/OR UNFINISHED BUSINESS

   - Introduction of Members
   - Committee Orientation
   - Brown Act Review
   - Review Committee Task
   - Introduction to Properties
   - Other Items for Discussion

6. ITEMS FOR FUTURE AGENDA
   The Committee Chair will call for any future agenda items from the Committee members.

7. DISCUSSION OF PROPOSED NEXT MEETING AND TIMELINE

8. ADJOURNMENT

Any individual with a disability who requires reasonable accommodation to participate in a Surplus Property Advisory ("7-11") Committee meeting may request assistance by contacting Administrative Services at 818.729.4473

BURBANK UNIFIED SCHOOL DISTRICT

SURPLUS PROPERTY ADVISORY ("7-11") COMMITTEE

February 27, 2025

Minutes

1. CALL TO ORDER/PLEDGE OF ALLEGIANCE
   The meeting was called to order by Committee Chair, Justin Robertson at 6:07 p.m.
   The pledge of allegiance was led by Justin Robertson.

2. ROLL Call – *Quorum Established*
   Members Present:
   - **Justin Robertson - Chair**
   - **Melissa Ximena Golebiowski**
   - **Chantal Sampogna**
   - **Tyler Bonstead**
   - **Hugo Maldonado**
   - **Eric Carter**
   - **Peter Knapik**

   Members Absent:
   - **Naomi Park**
   - **Andre Dionysian**

3. APPROVAL OF MINUTES
   None to approve.

4. PUBLIC COMMENT (No more than two (2) minutes may be allotted to each speaker)
   There was no one present who wished to address the committee

5. NEW AND/OR UNFINISHED BUSINESS

   - Introduction of Members
     Committee members present introduced themselves and provided a brief background of their experience.

   - Committee Orientation
     Andrew Cantwell – District Administrator/Committee Facilitator introduced himself and provided an overview of his previous experience with 7-11 committees.
     Committee being asked to consider two properties
       - *Parking lot*
       - *Recently closed alternative school*
   - Brown Act Review - *Committee was formally appointed by the Board of Education.*
       - *Mr. Cantwell reviewed a two page informational flyer provided by one of the Law Firms contracted by BUSD.*

- Review Committee Task – *Provided a copy of the Atkinson, Andelson, Loya, Ruud & Romo presentation from the November 7, 2024 Board meeting. Reviewed key points of presentation.*
- Introduction to Properties
  Parking Lot – 348 Palm Avenue, Burbank CA (Palm/Glenoaks/Orange Grove)
    - *City has publicly shared interest in the parking lot*
    - *Just reentered into 25 year extension that we can only exit with a sale*
- CDS – (previously referred to as Miller Kinder)
    - *LA Valley Community College is interested in finding a space in the community for lease or sale*
    - *Purchased this property through redevelopment program*
- *Questions / Committee Thoughts:*
    - *If leased who is in charge of maintenance? Response: Depends on the structure of the lease*
    - *Are there zoning restrictions? Response: If property sold as is, City Zoning/Building codes do not apply to district*
    - *Will committee be given proposals for CDS Property with dollars tied to it? Response: Valuation – Highest/Best Use. Low income / cost estimates not likely that granular.*
    - *Will committee have financials for consideration? Response: Parking lot is approximately 5-6 million dollars. Did not share CDS because it was low, currently working with appraiser.*
    - *Are there any other Surplus Properties? Response: No other surplus properties, everything the district owns is connected to a school site.*
    - *Will BUSD use General Fund for Capital? Response: Extending Facility Funds helps general fund. No time limitation on funds from the sale proceeds.*
    - *Committee would like to know ideas by district staff for the property or funds from the sale of the property.*

6. ITEMS FOR FUTURE AGENDA
    - Provide Property Valuation
    - State of District Budget
    - Where could sale funds potentially go? / Need of District

7. NEXT MEETING is scheduled for March 26, 2025

8. ADJOURNMENT

   The meeting was adjourned by the Committee Chair Justin Robertson at 7:23 pm

BURBANK UNIFIED SCHOOL DISTRICT
SURPLUS PROPERTY ADVISORY ("7-11") COMMITTEE

March 26, 2025

6:00 p.m. – 7:30 p.m.

BURBANK COMMUNITY DAY SCHOOL PROPERTY
223 SANTA ANITA AVENUE
BURBANK, CA 91502

A G E N D A

1. CALL TO ORDER/PLEDGE OF ALLEGIANCE

2. ROLL Call (Establishment of Quorum)

   - **Justin Robertson - Chair**
   - **Melissa Ximena Golebiowski**
   - **Chantal Sampogna**
   - **Tyler Bonstead**
   - **Naomi Park**
   - **Hugo Maldonado**
   - **Andre Dionysian**
   - **Eric Carter**
   - **Peter Knapik**

3. APPROVAL OF MINUTES
   Minutes 02.27.25

4. PUBLIC COMMENT (No more than two (2) minutes may be allotted to each speaker)

5. NEW AND/OR UNFINISHED BUSINESS

   - Enrollment Projections – Perkins Eastman Presentation
   - Valuation Report
   - District Budget - 2nd Interim Budget Presentation

6. ITEMS FOR FUTURE AGENDA
   The Committee Chair will call for any future agenda items from the Committee members.

7. DISCUSSION OF PROPOSED NEXT MEETING AND TIMELINE

8. ADJOURNMENT

Any individual with a disability who requires reasonable accommodation to participate in a Surplus Property Advisory ("7-11") Committee meeting may request assistance by contacting Administrative Services at 818.729.4473

BURBANK UNIFIED SCHOOL DISTRICT

SURPLUS PROPERTY ADVISORY ("7-11") COMMITTEE

March 26, 2025

Minutes

1. CALL TO ORDER/PLEDGE OF ALLEGIANCE
   The meeting was called to order by Committee Chair, Justin Robertson at 6:07 p.m.
   The pledge of allegiance was led by Chantal Sampogna

2. ROLL Call (Establishment of Quorum)
   Members Present:
   - **Justin Robertson - Chair**
   - **Melissa Ximena Golebiowski** – arrived after roll call
   - **Chantal Sampogna**
   - **Hugo Maldonado**
   - **Eric Carter**
   - **Peter Knapik**

   Members Absent:
   - **Tyler Bonstead**
   - **Naomi Park**
   - **Andre Dionysian**

3. APPROVAL OF MINUTES – 2.27.25
   The motion to approve was made by Peter Knapik
   Seconded by Chantal Sampogna
   Unanimous

4. PUBLIC COMMENT (No more than two (2) minutes may be allotted to each speaker)
   There was no one present who wished to address the committee

Committee Members toured the Community Day School site - led by Dennis Maxwell, Director of Facilities

A committee member had a question about the easement. Response: Mr. Cantwell informed the Committee that modifications the property may require following the committee's recommendation is not something that they should consider or be concerned about.

5. NEW AND/OR UNFINISHED BUSINESS
   - Enrollment Projections – Perkins Eastman Presentation
     - *In addition to the Perkins Eastman Presentation Mr. Cantwell provided each committee member with a copy of the Facilities Master Plan prepared by Perkins Eastman (located on the BUSD website). Mr. Cantwell shared how the Perkins Eastman Presentation and Facilities Master Plan was developed which included enrollment projections that are statutorily obligated.*
     - *Every District in LA County, with the exception of maybe two, will see continual enrollment decline.*
     - *Dr. Knapik discussed cohort survival rate*
     - *Reason for decline trends – birth rate, fewer new housing starts, community aging*
     - *Reviewed birth rate data from Perkins Eastman Facilities Master Plan*
     - *Real Estate Development also considered. Looked at projects currently in development or currently in the pipeline.*

- *Determined that development in the works not going to drive enrollment.*
- *Demographer took housing development into account (home ownership and rentals).*
- *Kindergarten enrollment is already lower than projected for 2025-2026.*
- *Currently 10% of the student population are inter-district transfers.*

- Valuation Report
  - Will bring to the next meeting

- District Budget - 2nd Interim Budget Presentation
  - Reviewed multi-year budget from Second Interim
  - Discussed ending fund balance and the state's requirement that the District maintain a reserve.
  - In order to end the third year, of the multi-year budget, with a positive balance, layoffs are required.
  - 86% of the budget is people (salaries).
  - Federal funding goes to specialized programs

- Questions / Committee Thoughts:
  - *As older people pass what are we seeing? Response: Following previous historical data – not seeing younger families looking at the sizes or prices of houses in Burbank.*
  - *Who is buying 1.5 million dollar homes? Response: These homes are being passed down as inheritance (Prop 13 – tax rates).*
  - *Is enrollment decline solved by bringing more housing units? Response: If it's the correct development it could help however that is not currently in the pipeline.*
  - *Has the District explored ways to bring in students from out of the district? Response: Ed Code allows Inter-District permits for parents or guardians that work 10 hours. Previously the district's requirement was 20 hours. The District is working with trade unions letting them know that if they are working in Burbank their students can attend BUSD schools. Dr. Paramo goes to the Chamber meetings to remind Realtors to mention Burbank Schools.*
  - *Does the budget take into account Bond funds taking pressure off the General Fund? Response: Bond only affects when it directly reduces the General Fund expenses, for example: solar or upgraded air conditioning reducing utilities.*
  - *Are there attendance requirements for committee members? Response: There are no statutory requirements for attendance.*
  - *If both properties are sold, will it substantially assist the budget? Response: No, the funds from the sale will go to facilities. A sale will free up resources by reducing utility costs, maintenance and upkeep.*

6. ITEMS FOR FUTURE AGENDA
   - Valuation Reports for Both Properties
   - Compare General Fund and Bond Funds – Brief Report
   - Potential Uses for the Properties Discussed at the Staff Level
   - Any Additional Research Informing Zone Tolerance or City Plan (Community Needs)

7. NEXT MEETING is scheduled for April 9, 2025

8. ADJOURNMENT
   The meeting was adjourned by the Committee Chair Justin Robertson at 7:33 pm

BURBANK UNIFIED SCHOOL DISTRICT
SURPLUS PROPERTY ADVISORY ("7-11") COMMITTEE

April 9, 2025

6:00 p.m. – 7:30 p.m.

BOARD ROOM
DISTRICT OFFICE
1900 W. OLIVE AVENUE
BURBANK, CA 91506-2460

A G E N D A

1. CALL TO ORDER/PLEDGE OF ALLEGIANCE

2. ROLL Call (Establishment of Quorum)

   - **Justin Robertson - Chair**
   - **Melissa Ximena Golebiowski**
   - **Chantal Sampogna**
   - **Tyler Bonstead**
   - **Naomi Park**
   - **Hugo Maldonado**
   - **Andre Dionysian**
   - **Eric Carter**
   - **Peter Knapik**

3. APPROVAL OF MINUTES
   Minutes 03.26.25

4. PUBLIC COMMENT (No more than two (2) minutes may be allotted to each speaker)

5. NEW AND/OR UNFINISHED BUSINESS

   - Valuation Report for Both Properties
   - Brief Budget Discussion – General Fund / Bond Funds
   - Potential Uses for Properties Discussed by Staff
   - City Plan Community Needs
   - *Approximate start time: 6:45* Committee Discussion on Tentative Position on Determining Surplus Status and Exploration of community tolerance levels for potential uses.

6. ITEMS FOR FUTURE AGENDA
   The Committee Chair will call for any future agenda items from the Committee members.

7. DISCUSSION OF PROPOSED NEXT MEETING AND TIMELINE

8. ADJOURNMENT

Any individual with a disability who requires reasonable accommodation to participate in a Surplus Property Advisory ("7-11") Committee meeting may request assistance by contacting Administrative Services at 818.729.4473

BURBANK UNIFIED SCHOOL DISTRICT

SURPLUS PROPERTY ADVISORY ("7-11") COMMITTEE

April 9, 2025

Minutes

1. CALL TO ORDER/PLEDGE OF ALLEGIANCE
   The meeting was called to order by Committee Chair, Justin Robertson at 6:05 p.m.
   The pledge of allegiance was led by Hugo Maldonado.

2. ROLL Call (Establishment of Quorum)
   Members Present:
   - **Justin Robertson - Chair**
   - **Chantal Sampogna**
   - **Tyler Bonstead**
   - **Hugo Maldonado**
   - **Andre Dionysian**
   - **Eric Carter**
   - **Peter Knapik**

   Members Absent:
   - **Naomi Park**
   - **Melissa Ximena Golebiowski**

3. APPROVAL OF MINUTES - Minutes 03.26.25
   The motion to approve was made by Peter Knapik
   Seconded by Eric Carter
   Motion carried, as presented, one committee member abstained (Andre Dionysian)

4. PUBLIC COMMENT (No more than two (2) minutes may be allotted to each speaker)

5. NEW AND/OR UNFINISHED BUSINESS

   - Valuation Report for Both Properties
     - Valuation Reports of properties reviewed
   - Brief Budget Discussion – General Fund / Bond Funds
     - Reviewed a handout that provided the description of funds and allowable uses
     - Surplus funds are almost never allowable to transfer to General Fund
     - Deferred Maintenance Legacy Fund – no longer receive funds
   - Potential Uses for Properties Discussed by Staff
     - Provided a handout, the website has interactive city-wide zoning
     - CDS Zone BCCB is for commercial use
     - Mr. Cantwell relayed a message from Cabinet, they wanted to make clear that there is no current plan for utilization of CDS. If not leased, there are advocates for either using CDS as a professional development space or storage
   - City Plan Community Needs
     - Provided copy of 1997 City Plan

- *Approximate start time: 6:45* Committee Discussion on Tentative Position on Determining Surplus Status and Exploration of community tolerance levels for potential uses.
    - There was a discussion amongst the committee members

The motion to declare both properties surplus was made by Andre Dionysian
Seconded by Chantal Sampogna
Motion carried unanimously

The motion to recommend the sale of the parking lot was made by Eric Carter
Seconded by Hugo Maldonado
Motion carried unanimously

- Questions / Committee Thoughts:
    - In order to lease does the property need to be deemed surplus? Response: The property must be deemed surplus in order to lease.
    - If a property is been deemed surplus, can it be changed? Response: Yes, at any point of the process the recommendation can change. Up until the District signs an agreement/contract.
    - If CDS is used by the District as a professional development space, will it be used as a constant professional development space? Response: The space would be used as an ongoing PD space, however the District doesn't have the financial ability to provide PD.
    - If both properties are sold, what will happen to the cash? Response: Goes into fund 40, not able to invest but will get interest. The funds must go into facilities (similar to bond) funds. If leased, those funds can go into general fund.
    - Will it hurt us to put these funds into facilities? Response: No, the District has much need based on the Facilities Master Plan. Did not go out for the bond based on need kept the rate was kept the same as the previous bond.
    - At some point during the process would the District take consideration on parks needed in the community? Response: At a certain point, the City of Burbank will be notified and have priority to negotiate.

6. ITEMS FOR FUTURE AGENDA
    - Public Hearing Notice
    - Discussion item which may lead to a vote to make a recommendation to the Board
    - Burbank Civic Center Project
    - Location of Parks in the Area

7. NEXT MEETING is scheduled for April 30, 2025

8. ADJOURNMENT
   The meeting was adjourned by the Committee Chair Justin Robertson at 7:30 pm

BURBANK UNIFIED SCHOOL DISTRICT
SURPLUS PROPERTY ADVISORY ("7-11") COMMITTEE

April 30, 2025

6:00 p.m. – 7:30 p.m.

BOARD ROOM
DISTRICT OFFICE
1900 W. OLIVE AVENUE
BURBANK, CA 91506-2460

A G E N D A

1. CALL TO ORDER/PLEDGE OF ALLEGIANCE

2. ROLL Call (Establishment of Quorum)

   - **Justin Robertson - Chair**
   - **Melissa Ximena Golebiowski**
   - **Chantal Sampogna**
   - **Tyler Bonstead**
   - **Naomi Park**
   - **Hugo Maldonado**
   - **Andre Dionysian**
   - **Eric Carter**
   - **Peter Knapik**

3. APPROVAL OF MINUTES
   Minutes 04.09.25

4. PUBLIC COMMENT (No more than two (2) minutes may be allotted to each speaker)

5. **PUBLIC HEARING** on the current recommendation to the Board of Education from the Surplus Property Advisory (7-11) Committee regarding; 223 E Santa Anita Ave, Burbank CA 91502, known as Community Day School and Parking lot property located at Palm Ave, Glenoaks Boulevard and Orange Grove Avenue (approximately 104 parking spaces)

   - Declare both properties surplus
   - Sale of parking lot

6. NEW AND/OR UNFINISHED BUSINESS

   - Discussion items which may lead to vote to make a recommendation to the Board
   - Burbank Civic Center Project
   - Location of Parks in the Area

Any individual with a disability who requires reasonable accommodation to participate in a Surplus Property Advisory ("7-11") Committee meeting may request assistance by contacting Administrative Services at 818.729.4473

7. ITEMS FOR FUTURE AGENDA
   The Committee Chair will call for any future agenda items from the Committee members.

8. DISCUSSION OF PROPOSED NEXT MEETING AND TIMELINE

9. ADJOURNMENT

Any individual with a disability who requires reasonable accommodation to participate in a Surplus Property Advisory ("7-11") Committee meeting may request assistance by contacting Administrative Services at 818.729.4473

BURBANK UNIFIED SCHOOL DISTRICT

SURPLUS PROPERTY ADVISORY ("7-11") COMMITTEE

April 30, 2025

Minutes

1. CALL TO ORDER/PLEDGE OF ALLEGIANCE
   The meeting was called to order by Committee Chair, Justin Robertson at 6:01 p.m.

2. ROLL Call (Establishment of Quorum)
   Members Present:
   - **Justin Robertson - Chair**
   - **Melissa Ximena Golebiowski** – **late*
   - **Chantal Sampogna**
   - **Tyler Bonstead** – **left early*
   - **Hugo Maldonado** – **late*
   - **Andre Dionysian**
   - **Eric Carter**
   - **Peter Knapik**

   Members Absent:
   - **Naomi Park**

   **Please note: some members were late or left early due to open house at elementary sites.*

3. APPROVAL OF MINUTES
   Minutes 04.09.25
   The motion to approve was made by Peter Knapik
   Seconded by Chantal Sampogna
   Motion carried, as presented, unanimously

4. PUBLIC COMMENT (No more than two (2) minutes may be allotted to each speaker)
   There was no one present who wished to address the committee

5. PUBLIC HEARING on the current recommendation to the Board of Education from the Surplus Property Advisory (7-11) Committee regarding; 223 E Santa Anita Ave, Burbank CA 91502, known as Community Day School and Parking lot property located at Palm Ave, Glenoaks Boulevard and Orange Grove Avenue (approximately 104 parking spaces)
   - Declare both properties surplus
   - Sale of parking lot

   The public hearing was opened at 6:03 pm, with no one present for the public hearing it was closed at 6:04 pm.

6. NEW AND/OR UNFINISHED BUSINESS
   - Discussion items which may lead to vote to make a recommendation to the Board
     - Mr. Cantwell reminded the committee that they can provide recommendations for preference or provide what type of offers not to accept.
     - The committee chair reviewed previous ideas/suggestions for the properties discussed at the previous meeting, April 9th.

- Each committee member had the opportunity to share their preference for sale or lease as well as their preferred use for the property.
- Uses for Community Day School property included park, teen center, educational space or facility and residential.
- The committee discussed their role and what should be provided to the Board in terms of their recommendations. It was reiterated that the committee is submitting a recommendation and the Board will make the final decision
- The advantages and disadvantages of selling or leasing the Community Day School property were discussed: Sale – advantages included immediate revenue for facility needs such as air conditioning units for school sites disadvantages included limited use of funds Lease – advantages included maintain ownership and flexibility with funds disadvantage the property would continue to be a liability in terms of maintenance and upgrades.
- An overview of the RFP and Bid process was provided by Mr. Cantwell.
- Intolerable uses which included gun stores, coffee shops, gas stations or any uses that would result in changing the zoning to light industrial were mentioned. Also included a discussion about hotels.
- The committee agreed to formalize their recommendation with the following motions:

The motion to declare both properties surplus was made by Hugo Maldonado
Seconded by Andre Dionysian
Motion carried unanimously

The motion to recommend the sale of the parking lot and sold to the highest bidder was made by Andrew Dionysian
Amendment to the motion: with a preference for community serving uses
Seconded by Peter Knapik
Motion carried unanimously

The motion to recommend the sale of 223 E. Santa Anita Ave, known as Community Day School, with a preference for community serving uses specifically housing, parks and educational uses, in no particular order was made by Hugo Maldonado
Seconded by Chantal Sampogna
Motion carried unanimously

- Burbank Civic Center Project
  - Committee members provided overview of Civic Center Project
- Location of Parks in the Area
  - Committee members provided map of both properties, indicating parks within a one-mile radius
- Questions / Committee Thoughts:
  - Mr. Cantwell explained the options for generating the report that will be provided to the Board. The committee chair can begin a draft and circulate before the meeting. The report can be drafted as a group at the next meeting
  - It was determined that the committee chair would begin a draft and share with two committee members to provide feedback, Chantal Sampogna and Melissa Ximena Golebiowski.

- Mr. Cantwell reminded the committee of the Brown Act rules and not establishing a quorum outside of a scheduled committee meeting.

7. ITEMS FOR FUTURE AGENDA
   Review, revise and possibly approve draft report for submission to the District Board.

8. NEXT MEETING is scheduled for May 14, 2025

9. ADJOURNMENT
   The meeting was adjourned by the Committee Chair Justin Robertson at 7:33 pm

BURBANK UNIFIED SCHOOL DISTRICT
SURPLUS PROPERTY ADVISORY ("7-11") COMMITTEE

May 14, 2025

6:00 p.m. – 7:30 p.m.

BOARD ROOM
DISTRICT OFFICE
1900 W. OLIVE AVENUE
BURBANK, CA 91506-2460

A G E N D A

1. CALL TO ORDER/PLEDGE OF ALLEGIANCE

2. ROLL Call (Establishment of Quorum)

   - **Justin Robertson - Chair**
   - **Melissa Ximena Golebiowski**
   - **Chantal Sampogna**
   - **Tyler Bonstead**
   - **Naomi Park**
   - **Hugo Maldonado**
   - **Andre Dionysian**
   - **Eric Carter**
   - **Peter Knapik**

3. APPROVAL OF MINUTES
   Minutes 04.30.25

4. PUBLIC COMMENT (No more than two (2) minutes may be allotted to each speaker)

5. NEW AND/OR UNFINISHED BUSINESS

   - Review, revise and potentially approve draft report for submission to the District Board.

6. ITEMS FOR FUTURE AGENDA
   The Committee Chair will call for any future agenda items from the Committee members.

7. DISCUSSION OF PROPOSED NEXT MEETING AND TIMELINE

8. ADJOURNMENT

Any individual with a disability who requires reasonable accommodation to participate in a Surplus Property Advisory ("7-11") Committee meeting may request assistance by contacting Administrative Services at 818.729.4473

BURBANK UNIFIED SCHOOL DISTRICT

SURPLUS PROPERTY ADVISORY ("7-11") COMMITTEE

May 14, 2025

Unofficial Minutes

1. CALL TO ORDER/PLEDGE OF ALLEGIANCE
   The meeting was called to order by Committee Chair, Justin Robertson at 6:08 p.m.
   The pledge of allegiance was led by Tyler Bonstead

2. ROLL Call (Establishment of Quorum)
   Members Present:
   - **Justin Robertson - Chair**
   - **Melissa Ximena Golebiowski**
   - **Chantal Sampogna**
   - **Tyler Bonstead**
   - **Hugo Maldonado**
   - **Andre Dionysian**
   - **Eric Carter**
   - **Peter Knapik**

   Members Absent:
   - **Naomi Park**

**Please note: some members were late however there was a quorum the full meeting*

3. APPROVAL OF MINUTES
   Minutes 04.30.25
   The motion to approve was made by Andrew Dionysian
   Seconded by Peter Knapik
   Motion carried, as presented, unanimously

4. PUBLIC COMMENT (No more than two (2) minutes may be allotted to each speaker)
   There was no one present who wished to address the committee

5. NEW AND/OR UNFINISHED BUSINESS

   - Review, revise and potentially approve draft report for submission to the District Board.
     - Draft report was prepared collaboratively by Chantal Sampogna, Melissa Ximena Golebiowski and Justin Robertson.
     - The committee chair provided an explanation on how the report was drafted and what information was included.
     - A request to add an appendix with their own thoughts was requested by a committee member. They support the recommendations in broad strokes but wanted to add their thoughts. It was agreed that any member could submit and appendix with their thoughts, due by 3pm on Friday, May 16, 2025.- **Please note, none were submitted**
     - The committee reviewed the report and had the opportunity to make edits. After reviewing the report the following motion was made:

   The motion to approve the Committee Report to the Board was made by Eric Carter
   Seconded by Chantal Sampogna
   Motion carried unanimously

6. ITEMS FOR FUTURE AGENDA
   None.

7. NEXT MEETING the committee members were invited to the Board meeting on June 5, 2025 when the Committee report will be submitted to the Board of Education.

8. ADJOURNMENT
   The meeting was adjourned by the Committee Chair Justin Robertson at 7:10 pm

BURBANK UNIFIED SCHOOL DISTRICT
Human Resources Services

REPORT TO THE BOARD

TO:	Members of the Board of Education
FROM:	Sarah Rudchenko, Assistant Superintendent, Human Resources Services
PREPARED BY:	Lauren Trammell, Executive Assistant, Human Resources Services
SUBMITTED BY:	Lauren Trammell, Executive Assistant, Human Resources Services
DATE:	June 5, 2025
SUBJECT:	Approval of the 2024-2025 Negotiated Agreements between the Burbank Unified School District and the Burbank Teachers Association (BTA)

Background
The Burbank Teachers Association and the District have tentatively agreed to the amendment of seven (7) articles and three (3) salary schedules for coaches, miscellaneous rates, and co/extracurricular activities during the 2024-2025 negotiation sessions. BTA has informed the District that the Association ratified the Tentative Agreements.

Discussion/Issues
The District has concluded negotiations with the Burbank Teacher's Association for the 2024-2025 school year. These negotiations were conducted in good faith and in alignment with the District's goals of maintaining fiscal responsibility while supporting employee well-being, recruitment, and retention.

The following key provisions were agreed upon and are included in the tentative agreements:

Article 2: Recognition
Language was changed to reflect the current names and teacher positions.

Article 4: Association Rights
Language was updated in accordance with the Education Employment Relations Act. Obsolete language was deleted and new language added to be in line with current practices.

Article 9: Hours of Employment
Language regarding stipends for combination classes was added to include dates in which members will receive the stipends. Language was also added to ensure adequate time of one (1) hour for each of the annual mandated training videos. Lastly, language was added to include the hourly compensation for class coverage at the Adult School previously negotiated via a memorandum of understanding.

Article 11: General Education Class Size
Language was added for how the District will calculate the stipend for when the number of students exceeds the daily contract maximum in secondary general education classes.

Article 15: Safety
Language for adding an Intervention Assistance Protocol (IAP) and accompanying forms to facilitate the process were added to the contract. This process is to be used to hold a conference between the site administrator and a unit member if there is a concern regarding a student who presents a potential, actual, or immediate danger to the physical safety of the unit member, staff, students, or themselves. The protocol provides a systematic way to address serious safety concerns. Language was also added to ensure there is emergency preparedness and response training on an annual basis.

Article 30: Department Chairpersons at the Middle Schools and High Schools
The language regarding department chair elections has been updated to clarify the required timing for submitting nominations and the teaching experience to be eligible. Additionally, new provisions were added to ensure department chairs are regularity informed about departmental matters and included in discussions related to master scheduling.

Article 35: Terms of Agreement
The contract agreement shall remain in force for three years from July 1, 2025 to June 30, 2028. The language also stipulates that during the 2025-2026 year either party may reopen negotiations for the work calendar and two (2) articles selected by each party, excluding Article 7 (Wages) and Article 8 (Health and Welfare Benefits).

Salary Schedules:
Exhibit C: Salary schedule for Coaching Services: addition of new sports
Exhibit F: Miscellaneous salary Rates: Updated to reflect agreed upon MOUs.
Exhibit G: Extra Compensation for Co/Extracurricular Activities: New positions were added and the Drama stipend was realigned with the others in Category A.

Fiscal Impact
None

Recommendation
Sarah Rudchenko, Assistant Superintendent, Human Resources Services, recommends that the Board of Education approve the 2024-2025 Negotiated Agreements between the Burbank Unified School District and the Burbank Teachers Association (BTA), as presented.

ARTICLE 2: RECOGNITION

2.1 The District recognizes the Association as the exclusive representative for all certificated positions, excluding supervisory positions, management positions, day-to-day substitutes, and psychologists for purposes of the Rodda Act (California Government Code Sections 3540, et seq., Title I, Division 4, Chapter 10.7). Employees in the representation unit are comprised of but may not be limited to the following positions:

2.1.1 All probationary and permanent classroom teachers, including Adult School teachers, ~~**Around the Bell Teachers,**~~ **Child Development Teachers,** temporary employees, and long-term substitutes. For the purposes of this Agreement, long-term substitutes are defined as substitute employees the District intends to employ for a period of 75% or more of one (1) semester in a substitute position and who hold a valid California teaching credential or an emergency multiple subject or single subject permit.

2.1.2 All special teachers, including, but not limited to, Home Teachers, Curriculum Specialists, ELD Specialists, ~~**Literacy Resource Teachers, ELD Resource Teachers, SDC Teachers,**~~ Speech and Language Pathologists, ~~**Vocal and Instrumental Music Teachers, RSP Teachers,**~~ Teachers on Special Assignment, **Special Education Teachers,** Adaptive Physical Education Teachers, CTE Teachers, and RTI teachers.

2.1.3 All Nurses, Counselors, and School Librarians.

FOR THE ASSOCIATION:

04/02/2025

04/02/2025

FOR THE DISTRICT:

04/02/2025

04/02/2025

ARTICLE 4: ASSOCIATION RIGHTS

4.1 Association Access

4.1.1 The Association and its authorized representatives shall have access in accordance with the Education Employment Relations Act. ~~It is understood and agreed that the Association and its authorized representatives shall have the right to conduct Association business, discussions, and activities on school property and utilize district facilities at all reasonable times, provided such activities or use does not interfere with classroom instruction or similar staff obligations such as faculty meetings. outside the work hours of District employees as defined in Article 9 of the Agreement. when the following conditions have been met:~~

4.1.2 Association representatives who are not a District employee shall follow reasonable visitor sign-in procedures when visiting a District facility.

~~**4.1.3 The Association shall have the right to use District educational technology or equipment (e.g. projectors, microphones, etc.) so long as such use does not interfere with the District's regular instructional program.**~~

~~**4.1.4 An authorized representative of the Association has obtained advance permission from the Superintendent or his delegated representative regarding the specific time, place, and type of activity to be conducted on District property; or, in the case of meetings held in school buildings for on-site bargaining unit members, the principal or his delegated representative may grant such permission, and**~~

~~**4.1.5 The Superintendent or his representative has verified that the proposed Association activities and use of facilities will not interfere with or interrupt school or District programs and/or performance of the employment duties of unit members of District employees, and**~~

~~**4.1.6 Will not directly or indirectly interfere with the right of employees to refrain from listening or speaking with an Association representative, and**~~

~~**4.1.7 The Association has agreed in advance to the payment of a reasonable fee for actual expenses related to the use of public utilities, security costs, clean-up costs, and repair of any unusual wear or damage done to District's facilities, if such reasonable fee for actual expenses is requested of the Association by the District.**~~

4.2 Association Communications

4.2.1 It is understood and agreed that the Association has the right to use the District's certificated employee organization bulletin board spaces for communication purposes. **The Association shall have the right to post notices of activities and matters of Association concern on Association bulletin boards, at least one of which shall be provided in each school or other work area in places frequented by unit members.** Bulletin board postings shall clearly identify they are from the Association or its affiliates. ~~**subject to the following conditions:**~~

4.2.2 The Association shall have the right to use District e-mail, regular mail service, and bargaining unit member mailboxes including electronic mailboxes for communications to unit members.

4.2.3 ~~The Association office shall be a pick-up and delivery point for regular (non-electronic) district mail upon request.~~

4.2.4 **Unit members shall have the right to access private email accounts from District computers so long as such access does not interfere with instruction.**

4.2.5 ~~The Superintendent or designee shall provide certificated employee organization bulletin boards in each school building and other work areas frequented by unit members and will maintain said bulletin boards for use by the Association and other employee organizations.~~

~~4.2.6 All postings for bulletin boards shall contain the date of posting and identification of the Association.~~

4.2.7 ~~A copy of such postings shall be simultaneously delivered to the Office of the Superintendent of Schools.~~

4.2.8 The Association will not post information that is **so opprobrious, flagrant, insulting, defamatory, insubordinate, or fraught with malice as to lose its protection under the Educational Employment Relations Act. ~~derogatory or defamatory of the District or its personnel.~~**

4.3 The District agrees to furnish the BTA President with an electronic copy of the Agenda for each regular and special School Board meeting (except such Board meetings as may be called under Rodda Act provisions, Section 3549.1), and to deliver said Agenda copy at the time Agendas are delivered to School Board Members; and, further, to furnish the Association with copies of the supporting data immediately prior to or at the outset of the School Board meeting.

4.3.1 The Association shall have the right to request placement on the agenda, prior to the public comment section, of any regular meeting of the Board of Education. The request must be made to the Superintendent one week in advance of the meeting and shall include the topic to be presented.

4.4 It is further understood and agreed that the Association has the following additional rights:

4.4.1 Release Time for Negotiations and Grievance Processing

4.4.1.1 A reasonable number of representatives of the Association shall have the right to receive reasonable periods of released time without loss of compensation when ~~meeting and~~ negotiating, **preparing for negotiations,** and for the processing of grievances. **~~Two (2) Around the Bell Representatives shall be released, upon~~**

~~request, to attend up to a maximum of twelve (12) Association meetings per year. Under normal circumstances, such requests shall be made at least twenty-four (24) hours before being released.~~

4.4.1.2 Two (2) ~~Around the Bell~~ Child Development Representatives shall be released, upon request, to attend up to a maximum of twelve (12) Association meetings per year. Under normal circumstances, such requests shall be made at least twenty-four (24) hours before being released.

4.4.2 The officers and appointed leaders of the Association~~, upon approval of the site administrator,~~ may conduct official Association business during on-site duty time, provided that such business activity does not occur during their scheduled student contact time or involve other unit members during their duty time. The Association recognizes the professional responsibility to be prepared for class and student needs at all times during working hours. Should the principal be aware of violation of this Article, the principal shall follow due process to remedy the problem. The site administrator and BTA President may make other arrangements for conducting routine Association business.

4.4.3 ~~**The Association President shall transmit to the District a written listing of the names of the Association Board of Directors eligible for release time under this provision.**~~

4.4.4 The Association shall receive a maximum of twenty (20) days of **District paid** Association Release Time per school year for those individuals designated **by the Association President or their designee** ~~**in 4.4.3.**~~ The District shall pay the substitutes used under this provision. **These twenty (20) days are separate and apart from the release time found in 4.4.1.1 and 4.4.1.2, provided to the Association President in the appropriate side letter, or release fully paid for by the Association for other Association activities.**

4.4.5 Release time used under this provision shall not be used for any activity which is violative of this Agreement, for organizing any concerted activity against the District, or for any political activities **disallowed by law,** ~~**except lobbying on non-employment related legislation,**~~ **or for any other purpose inconsistent with the Educational Employment Relations Act, Education Code, or other applicable law.** ~~**unrelated to the Association's representational obligations as the exclusive representative of the bargaining unit.**~~

4.4.6 ~~**During a school semester, each designated individual as per Article 4.4.3 shall be eligible to use no more than four (4) days of release time under this provision. The President of the Association may request the Superintendent or Designee to consider granting additional release days should unusual \circumstances arise.**~~

4.4.7 To receive Association release time under this provision, the designated

individuals as per Article 4.4.~~3~~4 shall provide 48 hours written notice to the principal or immediate supervisor, and the Superintendent or designee. The Superintendent or designee may grant exceptions to this time limit under unusual circumstances. The Association will make reasonable efforts to avoid the use of release time on Mondays, Fridays, and other special days of high substitute need.

4.5 ~~New Employee Orientation It is agreed and understood that the District will provide the Association with the names, position titles, and work locations of its bargaining unit members. New employees will be specifically identified. The District will also provide a list of unit members who were terminated during the previous year. The District will furnish the lists named above on or about August 15, October 15, and February 15. In May the District will provide a list of current year terminations, with retirees noted.~~

4.5.1 ~~Each time a person is newly employed in a position in the bargaining unit, the District shall inform them of their employment status, rights, benefits, duties and responsibilities, and other employment related matters.~~

4.5.2 ~~The District shall provide a annual new bargaining unit member orientation for all newly hired bargaining unit members to take place no later than seven (7) days prior to the first day of classes, except when no new bargaining unit members are commencing employment at the start of the given year. Any bargaining unit member(s) hired after the start of the school year shall be provided an in-person orientation/onboarding within twenty-one (21) calendar days from the date of hire. New bargaining unit members shall be paid the appropriate other hourly rate as found in Exhibit F, for the duration of these required orientation/onboarding meetings when orientations occur outside the contract year and/or day. The District may require completion of pre-hire paperwork as a condition of being paid for attendance at the annual new hire orientation prior to the first day of classes.~~

4.5.3 ~~The District and Association shall make best efforts to mutually agree on dates, times, and locations for new bargaining unit member orientations/onboarding. If the Association and District cannot agree on a date, time, and location for orientation/onboarding meetings, the District must provide no less than twenty-one (21) calendar days written notice in advance of the annual orientation meeting or ten (10) calendar days written notice in advance of other orientation/onboarding meetings that may occur throughout the year.~~

4.5.4 ~~For the annual orientation/onboarding meeting prior to the start of classes the Association shall be provided no less than three and a half (3.5) hours of uninterrupted time to communicate with bargaining unit~~

~~members. Such time will not be provided at the end of the day unless the Association requests to be placed at the end of the agenda. District administration shall not be present during Association time, unless the Association requests specific administrators remain present. For other orientation/onboarding meetings that may occur throughout the year the Association shall have no less than one (1) hour of uninterrupted time to communicate with the new bargaining unit member(s).~~

4.5.5 ~~If the annual orientation/onboarding meeting is not held on District property or is long enough to include a meal period, the Association and District may agree to a reasonable division of location and meal costs per past practice.~~

4.6 ~~Employee Information~~

4.6.1 ~~The District shall provide the Association with a list of all bargaining unit members' names and information on August 15, October 15, and February 15 of each year. The information will be provided to the Association via password protected Excel spreadsheet and shall include the following information, with each field listed in its own column:~~

- 4.6.1.1 ~~First Name~~
- 4.6.1.2 ~~Middle Initial~~
- 4.6.1.3 ~~Last Name~~
- 4.6.1.4 ~~Suffix (e.g. Jr., III)~~
- 4.6.1.5 ~~Home Street Address~~
- 4.6.1.6 ~~Home City~~
- 4.6.1.7 ~~Home State~~
- 4.6.1.8 ~~Home Zip Code (5 or 9 digits)~~
- 4.6.1.9 ~~Home telephone number (10 digits)~~
- 4.6.1.10 ~~Personal cellular telephone number (10 digits)~~
- 4.6.1.11 ~~Personal (non-District) Email Address~~
- 4.6.1.12 ~~School Site~~
- 4.6.1.13 ~~Grade Level/Assignment~~
- 4.6.1.14 ~~Date of Hire~~
- 4.6.1.15 ~~Birth date~~
- 4.6.1.16 ~~Full Time Equivalent (FTE) Status~~
- 4.6.1.17 ~~Employment Status (e.g. Probationary, Permanent, Temporary, etc.)~~
- 4.6.1.18 ~~Type of Credential (e.g. Clear, Preliminary, Short-Term Staff Permit, Provisional Internship Permit "PIP" or College Internship, etc.)~~
- 4.6.1.19 ~~Last Four of SSN~~
- 4.6.1.20 ~~BUSD Employee Identification Number~~

4.6.2 ~~The District shall provide the Association the "BTA Information Sheet" for~~

~~each newly hired bargaining unit member as they are hired, but in no case more than 7 calendar days from the date the new bargaining unit member signs their contract. "Newly hired bargaining unit member" shall include any bargaining unit member whether permanent, full time, part time, hourly, temporary, R.T.I., or long term substitute, who either is hired by the District for the first time or reemployed by the District in the bargaining unit after a lapse in service.~~

4.7 The Association shall be granted the right, upon request, to consult with the District on the definition of educational objectives, the determination of the content of courses and curriculum, and the selection of textbooks. Additionally, the District recognizes the right of the Association to voice its views in the formulation of educational policy. **In order to effectuate these rights, the District shall provide the Association notice when major changes are being considered to educational objectives, course content and curriculum, textbooks, or educational policy.**

4.8 When an immediate supervisor or District representative requires an employee in the bargaining unit to attend a meeting with the immediate supervisor during the employee's duty hours, the employee shall attend such required meeting. Such required meeting will be rescheduled by the immediate supervisor or District representative for a time outside of duty hours under the following conditions:

4.8.1 The employee has the legal right to Association representation at such required meetings; and

4.8.2 The employee requests Association representation prior to or at the required meeting; and

4.8.3 No Association representative is available for the required meeting as originally scheduled.

4.9 The District **shall** ~~**will make every effort to**~~ notify the Association **President and Executive Director in writing** when a new committee which may include unit members is formed, or if it is necessary to replace unit members on an existing committee. The Association will exercise its option to appoint or replace ~~**to consult with the District on the appointment or replacement**~~ unit members to these committees. If the Association does not respond within 10 working days**, the District may proceed with committee meetings without an Association representative. In the case that the Association does not respond within 10 working days to the District's original written notice, the Association may appoint representatives to the committee for inclusion at the next committee meeting so long as notice of the appointment is given to the District at least 5 working days before the next committee meeting and with the understanding that the late appointment shall not disrupt the committee's work.** ~~**all consultation rights for that committee will be deemed to have been waived. Both parties agree that Section 4.8 is not grievable.**~~

4.10 The Association shall have the right to consult with the District in the LCAP process independently. A committee consisting of the Association Lead Negotiator, the Association Executive Director, the Association President or Designee, and any interested unit members shall meet with the District quarterly to provide input during the LCAP process.

FOR THE ASSOCIATION:

04/02/2025

04/02/2025

FOR THE DISTRICT:

04/02/2025

04/02/2025

ARTICLE 9: HOURS OF EMPLOYMENT

9.1 PURPOSE

9.1.1 A major purpose of the Article is to allow the District to take full advantage of the incentives contained in Education Code Sections 46200 through 46203 added by SB 813 (1983), Chapter 498 of the Statutes of 1983. The District may act to ensure that it can provide in any year the minimum number of days and instructional minutes to take full advantage of the incentives in these statutes. The parties also understand and agree that Chapter 498 of the Statutes of 1983 has amended Education Code Sections 46142, 46144, 46145, and 46147. It is the intent of the District and the Association to comply fully with Education Code Sections 46141 through 46147. It also is the intent of the parties to offer no less instructional time in any year than the amount of instructional time fixed for the 1982-83 school year (Education Code 46202).

9.2 INSTRUCTIONAL DAYS

9.2.1 There will be a total of 180 instructional days at all instructional levels in the regular TK-12 program of the District. The total number of workdays, instructional and non-instructional, in the regular work year for the full-time employees in this bargaining unit, except Around the Bell teachers, shall be 187 days. See Exhibits J-1 and J-3.

9.2.2 The work year for high school counselors, including the continuation high school counselor, shall be fifteen (15) days in addition to the regular work year. The work year for middle school counselors shall be six (6) days in addition to the regular work year. The number of work days for counselors may be increased by mutual agreement of the District and the Association. The work year for the head nurse shall be four (4) days in addition to the regular work year.

9.2.3 Nurses may be requested to work during pre-registration days at the discretion of the District.

9.3 INSTRUCTIONAL MINUTES

9.3.1 The District has the exclusive discretion to schedule a beginning and end of the instructional day consistent with provisions of this Article.

9.3.2 The normal regularly assigned on-site hours for elementary (TK-5) full-time classroom teachers, special teachers, and long-term substitutes shall be from 8:00 a.m. to 3:00 p.m. and shall include a forty-three (43) minute duty-free lunch period.

There shall be no fewer than 18,382 instructional minutes per year at the Extended Transitional Kindergarten level. There shall be no fewer than 46,260 instructional minutes per year at the Transitional Kindergarten level. There shall be no fewer than 46,260 (beginning with the 2024 - 2025 school year)

instructional minutes per year at the Kindergarten level.

For grades 1 – 2, there shall be no fewer than 51,060 instructional minutes per student. For grades 3 – 5 there shall be no fewer than 54,410 instructional minutes per student.

9.3.2.1 There shall be shortened day schedules every Tuesday. Fourteen (14) shortened days each year shall be designated as elementary planning days on which there shall be no District or site meetings at which attendance by elementary teachers is required. Three (3) of those fourteen (14) Tuesdays will be scheduled on the Tuesdays before report cards are due. Up to four (4) of the fourteen (14) days may be scheduled for meetings, as needed, by mutual agreement of site administration and site faculty. In no event shall there be fewer than ten (10) shortened days for independent planning. The site administration, in collaboration with the site certificated staff, shall determine the dates, content, and schedule of these days.

9.3.2.2 At grades 1 – 2, a regular instructional day shall be no fewer than 292 minutes, a shortened instructional day shall be no fewer than 270 instructional minutes, and a minimum instructional day shall be no fewer than 230 instructional minutes.

9.3.2.3 At grades 3, 4, and 5 a regular instructional day shall be no fewer than 317 minutes, a shortened instructional day shall be no fewer than 270 minutes, and a minimum instructional day shall be no fewer than 240 minutes.

9.3.3 The normal regularly assigned on-site hours for middle school (grades 6-8) full-time classroom teachers, special teachers, and long-term substitutes shall be from 7:50 a.m. to 3:00 p.m. and shall include a forty (40) minute duty-free lunch period. There shall be no fewer than 63,525 instructional minutes per year for grades 6-8. See Exhibit K-2. Effective the 2024-2025 school year, middle schools shall be permitted to offer zero period courses. For middle school teachers who teach a voluntary "zero period" class, assigned on-site hours shall begin at 6:50 a.m. Zero-period teachers shall have one duty-free period in which they are not required to be on campus or perform any school-related tasks.

9.3.3.1 Subject to approval by the District and the Association, all three middle schools shall be dismissed each Tuesday at 2:15 p.m. for staff collaboration and articulation. Teachers shall have a minimum of three (3) Tuesdays per semester designated as independent planning days on which there shall be no District or site meetings at which attendance by middle school teachers is required unless approved by mutual agreement of site administration and faculty. The site administration in collaboration with department chairs, shall determine the dates, content, and

schedule of these days. In addition, if there is a mutual agreement between the site administration, faculty chairperson, and department chairs, additional independent planning days in lieu of meeting days may be added on an annual basis.

9.3.3.2 The middle schools shall have two additional minimum days during the school year. The additional time provided by these two minimum days shall be used as follows:

(a) One day for teachers to work in their departments at their site.

(b) One day for teachers to work with departments from other school sites with the agendas to be determined solely by the department chairs.

(c) The dates of the minimum days will be determined each year by the Calendar Committee. The dates shall be distributed between the semesters unless the District and the Association agree otherwise.

9.3.4 The normal regularly assigned on-site hours for high school (grades 9-12) full-time classroom teachers, special teachers, and long-term substitutes shall be from 8:20 a.m. to 3:30 p.m. and shall include a forty (40) minute duty-free lunch period. For high school teachers who teach a voluntary "zero period" class, normal regularly assigned on-site duty shall be 7:20 a.m. to 2:30 p.m. There shall be no fewer than 64,800 instructional minutes per year for grades 9-12. See Exhibit K-3. In the two comprehensive high schools, there shall be a practice of three (3) minimum days at the end of each semester for the purpose of administering final exams.

9.3.4.1 To allow for pupil-free staff development, staff collaboration, and articulation at the high school level, an alternative schedule may be utilized every Tuesday. Teachers shall have a minimum of two (2) days per semester designated as independent planning days on which there shall be no District or site meetings at which attendance by high school teachers is required unless approved by mutual agreement of site administration and faculty. The site administration, in collaboration with department chairs, shall determine the dates, content, and schedule of these days. If a special schedule is enacted, there shall be no fewer than 64,800 instructional minutes per year for grades 9-12. In addition, if there is a mutual agreement between site administration, faculty chairperson, and department chairs, additional independent planning days in lieu of meetings may be added on an annual basis.

9.3.5 Each school site may develop alternative opening and closing times, consistent with the total duty hours and instructional minutes set forth herein, subject to

approval by the District and the Association. Approval by the Association shall be contingent upon a majority vote by the entire faculty through the use of a secret ballot. The District, within its discretion, may adjust class schedules and remaining employee time within the duty hours described in Section 9.3.

9.4 ASSIGNMENTS FOR MIDDLE SCHOOL AND HIGH SCHOOL

9.4.1 The normal classroom assignment for middle school and high school employees, within the hours of employment specified in this Article, shall consist of five instructional periods and one preparation period.

9.4.2 If the District determines there is a need, middle school and high school teachers may volunteer for regularly assigned on-site duty hours different from those specified in this Article without additional compensation provided such assignment does not exceed the total number of on-site duty hours or instructional minutes as specified in this Article.

9.4.3 When a need is deemed to exist by a middle school or high school principal for an employee to have six instructional periods and one preparation period, and such need is approved by the District, employees may be given the opportunity to volunteer for the additional class periods which may be scheduled before, during, or after the normal school day. Acceptance of a 0.2 FTE does not exempt teachers from professional duties.

9.4.3.1 If more than one person volunteers, the assignment will be made according to the following criteria in priority order:

(1) Possession of appropriate credentials and other state and federal accountability mandates

(2) Evidence of successful teaching experience at the grade level(s) and/or in the subject(s) applied for,

(3) Order of seniority of employment with the District.

9.4.3.2 Compensation for this additional period shall be one-fifth (1/5) of the employee's daily rate.

9.4.3.3 It is the intent of this section to provide the principal with flexibility in class offerings and staffing.

9.4.4 For middle school and high school teachers with other than a regular full-time assignment, compensation, conference periods, and prorated benefits as referred to in Article 8.1.4 shall be determined as follows:

Number of Teaching	Portions of Required	% of Full-Time

Assignments	Conference Period	Assignment and Compensation
1	1/5	20%
2	2/5	40%
3	3/5	60%
4	4/5	80%
5	1	100%
6	1 1/5	120%

9.4.4.1 With the exception of the additional one-fifth (1/5) conference period of unit members who have a six-period teaching assignment, all conference periods shall be taken within on-site duty time. The additional one-fifth (1/5) conference period shall be defined by the unit member with the approval of the principal.

9.4.4.2 Unit members having less than a full-time assignment and unit members teaching an additional class period may accumulate the additional preparation time for one preparation period weekly with the approval of the principal.

9.4.5 The District shall schedule a minimum of two certificated employees, one of whom shall be a site administrator, on-site during the hours of these additional class periods which may be scheduled before, during, or after the normal school day.

9.4.6 Site administrators will confer with teachers who teach zero period to provide site trainings or important staff updates in alternative methods, if reasonably possible.

9.5 EXTENDED YEAR: MAGNOLIA PARK SCHOOL

9.5.1 Certificated employees who work at Magnolia Park School may be asked to work an extended school year in addition to the regular work year.

9.5.2 If federal and/or state laws regulating special education services require a change in employee hours, the District shall meet with the Association prior to implementing any change in employee hours.

9.5.3 The daily rate of pay for certificated unit members in the Magnolia Park School extended session shall be at the same daily rate earned during the regular school year.

9.5.4 The number of work days in the extended session shall be determined by the District.

9.5.5 The selection of extended Magnolia Park School year teachers shall be at the discretion of the District subject to the following procedures:

(a) Positions shall first be offered to persons who hold the positions during the regular school year.

(b) Openings for extended session positions shall be posted at all worksites where certificated employees of the District are assigned.

(c) Permanent and probationary District employees will be considered for extended session positions before other candidates are considered.

(d) The District shall use the following criteria in priority order for selection from among extended session candidates:

(1) Possession of appropriate credentials.

(2) Evidence of successful teaching experience in applicable subjects and/or grade levels, with students who have special needs, is preferred.

(3) Order of seniority of employment with the District.

9.5.6 Certificated employees who work the extended year at Magnolia Park School shall earn sick leave credit in accordance with Article 13 - Leaves, and shall follow

procedures outlined in Article 13 regarding leaves of absence. Sick leave earned during the extended session shall be accrued to the regular school year.

9.6 AROUND THE BELL

9.6.1 The regular work year for a 12-month Around the Bell teachers shall be 246 days, or no less than the minimum number of days determined in the State Department of Education Child Development Division Contract. The regular work year for 9.5 month Around the Bell teachers shall be 193 days. The 9.5 month Around the Bell teacher shall report to work one day before school starts. Vacation days for Around the Bell teachers are included. However, Around the Bell teachers may be employed for less than 246 days but shall be considered to be full-time for the purpose of this Article; compensation shall be based upon the number of months, or parts thereof, for which the teacher is required to work.

9.6.2 Unit members assigned to Around the Bell shall be employed for a maximum of forty (40) hours per week during the Centers' normal hours of operation, 7:00 a.m. to 6:00 p.m. In calendar years when December 24th and 31st fall on a weekday,

the Around the Bell shall be closed approximately one hour early. Actual hours of assignment shall be determined by the Coordinator of Child Development Programs.

9.6.2.1 Unit members who are on duty at least six (6) hours per day in Around the Bell shall have a forty-five (45) minute duty-free lunch period.

9.6.2.2 When the Coordinator requires a unit member assigned to Around the Bell to work in excess of eight (8) hours per day or in excess of forty (40) hours per week, the employee shall receive compensation at one and one-half times the hourly equivalent of their regular salary rate. Around the Bell teachers whose regular assignment is less than forty (40) hours per week shall be paid at the hourly equivalent of their regular rate of pay if the Coordinator requires them to work beyond their regularly scheduled hours, up to eight hours per day or forty hours per week, including attendance at Open House.

9.6.2.3 One-half hour preparation time is provided for Around the Bell and State Funded Program unit members.

9.6.2.4 Unit members shall be provided two (2) paid workdays during the week before school starts in order to prepare for the upcoming school year.

9.7 FACTS PROGRAM

9.7.1 The FACTS Teachers will attend to the students from 8:00 a.m. or when the bus arrives, until 2:00 p.m., or until they are safely on the bus. At the time when the students are gone, the FACTS teachers will be free to take a duty-free lunch. Their workday ends at 3:00 p.m.

9.8 INDEPENDENT LEARNING ACADEMY

9.8.1 Workday shall be seven (7) hours with a forty (40) minute duty-free lunch. The assignment will be determined by the Independent Learning Academy Supervisor in collaboration with the ILA teacher but may begin no earlier than 8:30 a.m.

9.9 ADULT SCHOOL, HOME TEACHERS, AND OTHER PART-TIME EMPLOYEES

9.9.1 The normally assigned duty hours for a full-time Adult School Resource Teacher shall be comparable to those of a full-time classroom teacher. The scheduling of the work hours of the Adult School Resource Teacher shall be done by the Director of Adult Education and may include a reasonable number of evening and night responsibilities.

9.9.2 The regular work year for permanent adult school teachers shall be 32 weeks in length. Temporary and probationary adult school teacher hours and length of the semester are subject to sufficient class enrollment.

9.9.3 Adult School teaching positions are part-time positions. Assignments to these positions shall be on the basis of "assignment by the hour, pay by the hour."

9.9.4 Home teachers teaching three (3) hours per day shall receive one-half (1/2) hour of paid preparation time. Home teachers shall receive 15 minutes of paid preparation time per student per day with a maximum for any one teacher, or any student assigned to that teacher, of 60 minutes per day and a maximum of 60 minutes per week per student. Home teacher positions are part-time positions and are paid by the hour.

9.9.5 Part-time employment and assignment to any other position included within this bargaining unit shall also be on the basis of "assignment by the hour, pay by the hour."

9.9.6 There shall be no double pay for work performed in two different assignments at the same time by any employee in the bargaining unit unless specifically authorized in another provision of this agreement.

9.10 MISCELLANEOUS PROVISIONS

9.10.1 Unit members shall indicate their arrival at and departure from the work site based on site procedures to be developed by site administrators in collaboration with site-certificated staff.

9.10.2 The District shall provide relief from or compensation for elementary yard duty supervision before school and during morning recess. Compensation shall be based upon a prorated amount of Step 1, Column 1 of Exhibit 1.

9.10.3 Kindergarten teachers at each site may vote by a simple majority and by secret ballot prior to May 1st each school year, and each subsequent year, if they would like to implement a form of Divided Opening or traditional full-day kindergarten. Divided Opening would still need to provide the same number of instructional minutes, 46,260, to students, but individual sites could vote to have Divided Opening which fits within the contractual workday and still provides the required number of instructional minutes. Teachers shall be permitted to introduce and implement creative Divided Opening scenarios provided the overall instructional minutes of 46,260 are met.

9.10.4 Full work days of staff development activities must be at least six (6) hours in length, exclusive of lunch. The site administrator, in consultation with site staff, shall determine the length of the lunch period. However, the duty-free lunch period shall be no less than thirty (30) minutes in length. Lunch on district staff development days shall be sixty (60) minutes in length. Lunch on pupil-free non- staff development days may be up to ninety (90) minutes in length, at the

discretion of the unit member.

9.10.5 Assigned travel time for unit members between schools shall be work time.

9.10.6 For all full-time nurses, counselors, and librarians, the equivalent on-site duty time shall be consistent with other full-time employees unless otherwise provided for in this Article. The head nurse, whose duty hours shall be 7:50 a.m. to 4:00 p.m., shall be assigned and paid as a 120% (1.2 Full-Time Equivalent) position.

9.10.7 In collaboration with the site administrator, time shall be given to Special Education teachers, for Special Education Collaboration with general education classroom teachers to work together for purposes of consultation and lesson planning and assessments.

9.10.8 The District shall provide emergency preparedness and response training annually.

9.10.9 Teachers with general education combination classes at the elementary level shall receive a stipend of $2,000 per year. Teachers with general education combination classes at the secondary level shall receive a prorated stipend of $400 per year for each period of a combination class. **Members shall receive their first semester stipend no later than January 31 of each school year and the second semester stipend no later than June 30 of each school year.**

- An elementary combination class is two consecutive grade levels assigned to one teacher for the school year.

- A secondary combination class is two course levels taught during the same period. This is not intended to include instructional clusters such as GATE, SPED, or EL.

9.10.10 Members shall be provided time during the pre-school week to complete the annual mandated training videos, i.e. Child Abuse, Suicide Prevention, Sexual Harassment, etc. Members will be given one hour for each training video. If the District does not provide the agreed upon time during the pre-service week, they will either provide the time at a later date that is before the video completion deadline or provide compensation at the class coverage rate for each hour not provided.

9.11 CONFERENCES, PREPARATION TIME, AND SUBSTITUTES

9.11.1 The Conference Period of a middle school or high school teacher and the Preparation Time of an elementary or Around the Bell Teacher during on-site duty hours shall be a period of time provided primarily for the purpose of carrying out professional responsibilities related to preparation for classroom instruction and communication with parents teaching services and to the teaching and/or guidance of pupils. The preparation period should not be used for District or site-level meetings on a regular basis or for duties outside the regular assignment.

9.11.2 The parties acknowledge that unit members have a responsibility to confer with students and parents. Elementary teachers may offer parents of students the option of opting out of individual spring parent conferences.

9.11.3 Classroom teachers, Around the Bell Teachers, special teachers, nurses, counselors, and school librarians shall attend required meetings and such meetings shall be no longer than sixty (60) minutes in length. Meetings may last up to ninety (90) minutes no more than once a month, with prior notice and consultation with site leadership. Meetings that are not concluded shall be rescheduled for continuation.

9.11.4 The normal regularly assigned on-site hours for elementary and middle school counselors shall be from 7:50 a.m. to 3:00 p.m. and shall include a forty (40) minute duty-free lunch period. In addition, no counselor will be required to work beyond 3:15 p.m. on Fridays or any day prior to a holiday weekend.

The normal regularly assigned on-site hours for high school counselors shall be from 8:20 a.m. to 3:30 p.m. and shall include a forty (40) minute duty-free lunch period. In addition, no counselor will be required to work beyond 3:45 p.m. on Fridays or any day prior to a holiday weekend.

Counselors may work a flexible, schedule upon mutual agreement between the administrator and the counselor. Counselors required to work evening assignments other than Back to School Night and Open House shall be given equivalent flex time. No Counselors shall be required to do lunch supervision.

9.11.5 Participation of bargaining unit members in Individualized Educational Program (IEP), Individual Intervention Plan (IIP), 504 Plan, Individualized Transitional Program (ITP), Student Study Team (SST), and Retention meetings shall be no longer than ninety (90) minutes in length unless there is mutual agreement of all involved to continue the meeting. Meetings that are not concluded shall be rescheduled for continuation. The priority shall be to hold such meetings during the instructional day.

9.11.6 It is recognized and agreed that meetings, professional activities, and professional assignments may be called or required during on-site duty hours, but a meeting of classroom teachers before students are required to be at school shall not be called unless by mutual agreement of the site Administration and site faculty, in order that teachers may normally have this time for preparing for the teaching day.

9.11.7 School principals and other immediate supervisors shall make provision in schools and other work areas for adequate personal relief time for classroom teachers and other unit members. Time available for this purpose may include, but not be limited to, morning nutritional periods, passing times in secondary schools, recesses, and during testing blocks.

9.11.8 Under normal circumstances, a substitute teacher will be employed during the absence of a teacher. However, in an emergency situation, if no other supervision

is available, a unit member may be required to cover another unit member's class. Management will attempt to provide such coverage equitably and will consider the prior professional commitments of unit members in making such assignments.

9.11.8.1 Compensation will be paid each time a unit member covers another unit member's secondary class period at the direction of the site administrator as shown in Exhibit F.

9.11.8.2 When a unit member has covered another unit member's elementary class or students from another elementary class at the direction of the site administrator, compensation will be paid each time as shown in Exhibit F. When an elementary class must be divided into more than one class, students shall be divided equally, as much as possible, by the number of classes. Compensation will be based on Exhibit F; the hourly rate will be divided by the number of classrooms in which the students are placed.

9.11.8.3 **For members at the Adult School, the additional hourly compensation assigned class coverage shall be the "Other Hourly (Adult Education)" found in Exhibit F. If an Adult School class must be divided into more than one class, the students shall be divided equally, as much as possible, by the number of classes. The additional hourly compensation will be divided by the number of classrooms in which the students are placed.**

9.11.9 Third, fourth, and fifth grade teachers shall receive 100 minutes per week of pupil-free time with respect to 3rd, 4th, and 5th grade students to which they are assigned. Such pupil-free time shall commence the first academic week of the first semester of each year. The pupil-free time is to provide teachers with additional preparation/planning time. The intent of this article is to provide planning time in blocks of no less than 30 minutes. On rainy days, the regular classroom may be used for student interaction not involving the 3rd, 4th, or 5th grade teacher.

9.12 INCLEMENT WEATHER

9.12.1 In the event schools are closed due to inclement weather or other acts of nature, bargaining unit employees shall be released from their on-site duty hours after appropriate supervision, appropriate transportation, and/or release to parents or designated persons of their students have been accomplished.

9.12.2 On an individual school basis, at the discretion of the principal, on an "inclement weather" schedule lunch periods may be reduced to thirty (30) minutes, duty-free. The "inclement weather" schedule shall be developed by the site principal in collaboration with staff with the intention of preserving the regular duty-free

lunch whenever possible.

9.13 FIELD TRIPS

9.13.1 No unit member shall be mandated to chaperone or attend a field trip outside of duty hours. This includes overnight field trips.

9.14 AFTER SCHOOL DISTRICT PROFESSIONAL DEVELOPMENT

Members shall be eligible to receive up to four hours of voluntary, district-offered, in-person, or live-virtual (participants must have their camera turned on to verify participation), professional development outside of contract hours which shall be paid at the curriculum writing rate. This does not apply to the professional development requirements of the induction program.

FOR THE ASSOCIATION:

1/31/25

1/31/2025

FOR THE DISTRICT:

4/28/25

4/28/25

ARTICLE 11: GENERAL EDUCATION CLASS SIZE

11.1 At all grade levels, administrators shall make adjustments and maintain reasonably balanced class enrollments consistent with student needs and the capacity of facilities, with special attention given to the numbers of laboratories and workstations where specialized equipment is used by students.

11.2 The District and the Association agree that class sizes in programs partially funded by the State or Federal governments shall be regulated by the maximum enrollment stipulations contained in applicable laws and regulations.

11.3 It is agreed and understood that each school year:

11.3.1 The administration at each site shall make a reasonable effort to ensure numeric balance in class size across all grade levels and subject areas. A joint committee consisting of the site administrator(s) and representatives of the Association shall meet during the second week of school of each semester to review the class size, full-time equivalent FTE allocations, teacher workload, work or lab stations to students, and the number of preparations. The joint committee shall also review the number of special education and special population students within the general education classroom. Problems concerning these issues shall be referred to the Superintendent or designee and the Association where they will meet in order to find solutions.

11.3.2 The District will provide the Association with copies of the October, February, and May calculations relative to annualized pupil-to-classroom teacher ratio and supporting documentation not later than when such reports are distributed to the Board of Education.

11.3.3 Upon request by the Association, the District shall provide the Association with the total number of FTEs allocated by the District for each school site at the conclusion of the second week of each semester.

11.4 ELEMENTARY GENERAL EDUCATION CLASS SIZE

11.4.1 Elementary TK – 3 shall have an average class enrollment of 24:1 at each site. (Pursuant to California Education Code section 42238.02(d)(3)(B)). When an individual teacher's class exceeds 26 students on or after the fifteenth (15th) instructional day of the school year, then the teacher shall receive a prorated annual stipend of One Thousand Dollars ($1,000) per student over 26. Class size counts do not include SDC students.

11.4.2 Elementary grades 4 and 5 student to classroom ratio shall be 32.5:1 at each site. When an individual teacher's class exceeds 33 students on or after the fifteenth (15th) instructional day of the school year, then the teacher shall receive a prorated annual stipend of One Thousand Dollars ($1,000) per student over 33. Class size counts do not include SDC students.

11.5 SECONDARY GENERAL EDUCATION CLASS SIZE

11.5.1 Teachers shall have a daily contact maximum of 170 students with the exception of physical education and other traditionally larger groups. This applies only to full-period academic courses (i.e. homeroom time is excluded) and teachers who are teaching a standard 6 period day (5 sections plus a prep). Student contacts will be prorated based on FTE. When an individual teacher's number of students exceeds the daily contact maximum, on or after the fifteenth instructional day of the semester, then the teacher shall receive a prorated stipend ~~of $100 per student per semester over the maximum.~~ **as specified in 11.5.5.**

11.5.1.1 Proration Schedule:
5-weeks: 25% of the stipend
10-weeks: 25% of the stipend
15-week: The remaining 50% of the stipend

11.5.2 Traditional larger classes in performing arts, physical education, sports teams, and similar courses will not be included in the calculation of the above daily contact maximum.

11.5.3 Individual physical education classes shall be no more than 52 students. When an individual teacher's class exceeds 52 students on or after the fifteenth (15th) instructional day of the school year, then the teacher shall receive a prorated ~~annual stipend of $100 per student per semester over the total.~~ stipend as specified in 11.5.5 **and 11.5.1.1**

11.5.4 Teachers' Assistants (TAs) are not counted as a student rostered for cap purposes.

11.5.5 Teachers shall receive the following stipend for each student over the maximum per semester.

Number of students over	Amount per student
1 – 5	$100
6 – 10	$300
11 – 15	$500
16 or more	$600

11.5.6 No individual classroom shall surpass the maximum occupancy requirements set forth by relevant law or regulation.

11.6 ENGLISH LANGUAGE DEVELOPMENT (SELF-CONTAINED ELA AND DESIGNATED ELD)

11.6.1 It is understood that ELD programs at elementary schools may vary in size and configuration according to student needs and that each site administration and staff will jointly develop a plan to staff those needs.

11.6.2 The parties agree that normal practice at the middle school level will provide ELD

class sizes of approximately twenty (20) students per class with an aide and that a normal full-time ELD teaching assignment is five instructional periods. The parties recognize the fact that this target will vary according to student needs and scheduling conflicts.

11.6.3 The parties agree that normal practice at the high school level will provide ELD class sizes of approximately twenty (20) students per class with an aide and that a normal full-time ELD teaching assignment is five instructional periods. The parties recognize the fact that this target will vary according to student needs and scheduling conflicts.

FOR THE ASSOCIATION:

FOR THE DISTRICT: 4/28/25 4/28/25

ARTICLE 15: SAFETY

15.1 **Employees shall not be required to work in unsafe conditions or to perform tasks that endanger their health, safety, or well-being. No provision of Article 15 waives a unit member's right to other recourse through administrative agencies or courts and prior exhaustion of the grievance process is not required.**

15.2 The District shall take immediate steps to investigate any alleged hazardous conditions. Upon verification by a qualified person that a hazardous condition exists, the District shall take action to alleviate such hazardous condition(s) and, provide an update to the Association and impacted employees regarding the hazardous condition and all steps taken to remediate the hazardous condition.

15.3 INTERVENTION ASSISTANCE PROTOCOL (IAP)

A unit member may request in writing, using the Intervention Assistance Protocol (IAP) in Appendix M, that a conference be held concerning any student who presents a potential, actual, or immediate danger to the physical safety of the unit member, staff, students, or themselves. The site administrator shall promptly schedule such a conference with the unit member, and if practicable, shall include other appropriate personnel and the student's parent or guardian. The site administrator shall consider recommendations resulting from the conference and implement any actions necessary to protect the safety of the unit member, staff, or students. For students who present a potential, actual, or immediate danger to the physical safety of a unit member, staff, students, or themselves, examples of possible supports may include but are not limited to:

1. **Instruction assistance in the form of behavioral and intervention strategies**
2. **Support from a trained behavior specialist or mental health professional**
3. **Increased individualization of program/alternate placement**
4. **Short-term instructional aid assigned to that situation**

School and department leadership teams shall assist in this process.

When the IAP process is initiated by a teacher regarding a student who has an Individualized Education Plan (IEP) and the teacher is not the student's case carrier, the IAP process shall involve the case carrier. Unit members are encouraged to reach out to the case carrier before initiating the IAP process for a student with an IEP.

Nothing in this section shall interfere with or restrict the normal administration of student discipline. The IAP process shall not be used for student behaviors that are not a potential, actual, or immediate danger to physical safety of unit members, staff, or students, such as willful defiance.

15.4 It is recognized, understood, and agreed by the parties to this Agreement that an

employee, to the extent permitted by Education Code Section 44807 may, use reasonable force in the performance of his or her duties for self-protection or protection of students or other employees. An employee also may take reasonable action for protection of the District, student, or employee property to the extent permitted by Education Code Section 44807. It is further recognized, understood, and agreed that under all such circumstances, an employee must exercise mature judgment and must act and react in a reasonable and prudent manner. Ed Codes 49079, 48904, and 48905 will be followed in regard to safety.

15.5 Employees shall immediately report cases of assault suffered by them in connection with the performance of their duties to their immediate supervisor, who shall thereupon immediately report the incident to the Police, and then to the Superintendent.

15.5.1 Protocol for Personal Threats Toward Burbank USD Employees

Workplace violence and physical or electronic threats of violence by employees, students, **parents/guardians**, or others toward BUSD employees will not be tolerated. Violators may be prosecuted under California Penal Code §422 and student suspension or expulsion from school may result under California Education Code §48900 (a)(l).

When a threat of any type is made against a staff member either while performing or related to their BUSD job duties, employees shall notify their School Principal or Department Administrator immediately or as soon as reasonably possible and complete the District's Threat Towards Employees Protocol paperwork (which can be found on the District website). The form shall be provided by their School Principal or other site administrators.

15.6 The Superintendent shall comply with any reasonable request from the employee who suffered from the assault for information in the possession of the Superintendent relating to the assault or persons involved.

15.7 ~~**Employees shall not be required to work or to perform tasks in facilities that endanger their health or safety.**~~ To the extent that is reasonably possible, the District shall maintain, and refill its emergency supply kit systems at all schools (Classroom Backpack and Bucket Supply Lists). The District shall notify employees of the location of such supplies. School Site Safety Committees shall notify site administrators when kits need to be replaced or refilled, may make recommendations for changes to the minimum requirements for the kits, and may utilize outside funds or solicit donations to supply additional items beyond the minimum requirements for the kits. Employees shall report promptly to their immediate supervisor all conditions considered to be hazardous to the health and/or safety of pupils and/or employees.

15.8 SUSPENSION OF STUDENTS BY TEACHERS

A teacher may formally suspend a pupil from the teacher's class for the remainder of the day and for the following day for ~~**conduct that seriously disrupts the instructional process, including willful defiance of authority, repeated class interruptions, or disruptions**~~ **acts enumerated in Education Code Section 48900.**

15.8.1 Such student conduct must be either repeated or so serious that there are no reasonable lesser disciplinary and control options available;

15.8.2 Suspended students shall not be reassigned to another class during the class time affected by the suspension action, and shall not be returned to the teacher's class during the period of such suspension without the agreement of the teacher.

15.8.3 Teachers utilizing this authority shall immediately (i) report the suspension to the principal or designee, (ii) notify the parents of the suspension and the reasons as soon as possible, and (iii) arrange a meeting of the teacher, the parents, the student's counselor, and an administrator or other appropriate representative of the school. The school administration shall upon request provide consultation and assistance in such suspension process.

15.8.4 The District shall make available in all schools a District form, provided by the site administrator, to be used by a teacher in the event the teacher suspends a pupil from his or her class in accordance with this provision.

15.9 It is recognized, understood, and agreed that the District and teachers share a joint responsibility for encouraging and supporting the resolution of pupil discipline problems. The District from time to time shall publish guidelines and copies of various laws concerning student discipline, and make them available to teachers.

15.9.1 Notification Regarding Students with History of Unsafe Behavior

The District shall give notice to all teachers and counselors who are assigned a student, promptly after the District becomes aware that any of the following has occurred during the prior three years:

a. The student has been expelled from school (including the reason for the expulsion);

b. The student has been convicted of a crime of violence or of a crime involving carrying or using a weapon, or of a crime against the property, students, or personnel of a school district;

c. In a school-related context: the student has assaulted or intentionally caused physical injury to another, threatened bodily harm to school personnel, possessed a weapon, committed lewd

or obscene acts, or engaged in serious or repeated sexual harassment.

It is understood that there are broader notice requirements required by the Education Code (many of which are of doubtful interpretation and practicality), but the Association and the District have decided for purposes of emphasis that the above matters are at the core of such disclosure requirements from a safety perspective and therefore should be included in the Agreement.

Any such information conveyed to an employee shall be received and retained in strict confidence for the limited purpose of assisting the student's rehabilitation and protecting the unit member, students, and others, and shall not be disseminated or mentioned to others, except for private discussion on a "need to know" basis with authorized school personnel, the student's parents or law enforcement personnel.

Nothing in this section 15, or any grievance arising under this section 15, shall create civil liability or damages liability on the part of the District.

15.9.2 Student-Related Safety Training

Employees assigned to work with a student whose individual education plan (IEP) identifies emotional and/or behavioral goals or a student with identified emotional and/or behavioral needs that indicate the student may be a safety risk may request training specific to these circumstances. Such requests will be submitted in writing to the employee's immediate supervisors who will respond in writing in a timely manner. In the event a request is denied, a written explanation of the denial will be provided. The employee may appeal the immediate supervisors denial to the Superintendent or their designee.

15.10 Employees shall comply with the District's reasonable rules, regulations, and directives designed to provide a safe and healthy work place.

15.11 **The District shall provide emergency preparedness and response training annually. The Association shall provide input on the training topics. The Association and the District shall collaborate to develop and implement policies and procedures related to responding to an active shooter or other acts of violence on or near campus by August 2025.**

15.12 EMPLOYEE IDENTIFICATION AND VISITORS ON CAMPUS

15.12.1 The District shall annually provide an employee identification badge to each employee to be worn at all times when on District property or at District or school activities. One (1) replacement badge shall be provided annually upon the request of the employee. An additional replacement badge shall be provided if the District determines that the loss or damage was not a result of employee negligence. However, badges lost or damaged as a result of negligence will be supplied for a $5.00 replacement charge.

15.12.2 A teacher shall have the right to refuse entry into the classroom by any person until such individual(s) have obtained and presented an appropriate visitation permit from the school office or proper employee identification. Employees shall report all suspected trespassers as soon as possible to the principal. The District shall post an appropriate notice at the main entrance to each school site indicating that visitors must obtain permits.

15.13 PROPERTY LOSS REIMBURSEMENT

The District, in accordance and consistent with the following provisions, shall reimburse employees for any verified loss, damage or destruction of personal property suffered while performing services to the District or while such personal property is on District premises. Reimbursement shall be conditioned upon the absence of negligence by the employee. The value of any item lost, damaged, or destroyed without fault of the employee shall be determined as of the time of the verified loss, damage, or destruction and shall include a normal allowance for depreciation.

15.13.1 Such reimbursement to employees shall be made only if the value is more than $25.00. The maximum reimbursement for any one incident shall be $700.00, except in the case of vehicles where the maximum reimbursement shall be $1,250, or the vehicle insurance deductible, whichever is less. The total reimbursement for all loss, damage, or destruction of personal property for all employees and/or all incidents under these provisions shall not exceed $7,500.00 in any fiscal year and is supported by a copy of the final receipt.

15.13.2 Reimbursement is provided only when approval for the use of the personal property in the schools was given before the personal property was brought onto District premises or before use while performing services for the District. All such prior approval shall be in writing on a District-approved form available through the Business Services Office. Exceptions to such prior approval shall be eyeglasses, hearing aids, dentures, watches, personal electronic devices, or articles of clothing necessarily worn or carried by the employee or vehicles.

15.13.3 Claimants shall file a claim, on a District-approved form, within fifteen

(15) working days of the incident with Fiscal Services. Fiscal Services shall conduct such investigation as may be necessary. The burden of proof in all cases is with the employee seeking reimbursement.

15.13.4 Where reimbursement involves a vehicle, an affidavit shall be submitted to Fiscal Services by the employee, attesting to the fact that the loss, damage, or destruction occurred while the employee was performing services for the District or such vehicle was on District premises. If there is damage or destruction of a vehicle, two (2) written estimates from licensed repair facilities of repair cost shall be provided to Fiscal Services. If the damage or destruction is $1,250 or less, the District payment shall be limited to the amount of the lowest estimate and supported by a copy of the final receipt.

15.13.5 If the employee receives any payment from an insurance carrier for which the District gave reimbursement, the employee shall repay the District if such payment from an insurance carrier covers the same loss, damage, or destruction covered by the District. The District shall, in addition, have all

rights of subrogation; and the employee shall execute all assignments and other documents, and cooperate and perform all other acts as required by the District in pursuing such rights of subrogation.

15.14 The District agrees to establish an ongoing safety committee which shall meet twice annually. The safety committee shall include four (4) representatives appointed by the Association and four (4) representatives appointed by the Superintendent or designee. The function of this committee shall be to monitor and review District safety issues and the committee shall act in an advisory capacity to the District.

15.15 Appropriate operations and maintenance personnel shall inspect suspected asbestos-containing material for damage or deterioration annually. Should friable asbestos be found, the District shall follow Federal Environmental Protection Agency (EPA) guidelines in reporting the findings to required groups. The friable asbestos shall be abated following EPA Guidelines.

15.16 ACCOMMODATIONS

The District shall make available in each work location restroom and lavatory facilities exclusively for the employees' use, and where feasible within the existing building structure, an employee rest area shall be provided for use during lunch periods and breaks.

FOR THE ASSOCIATION:

Bill Kehl

Alex Moore 01-31-25

FOR THE DISTRICT:

1/31/25

2/20/2025

FLOW CHART – INTERVENTION ASSISTANCE PROTOCOL

1) Identify the Issue

The IAP's intended use is for student behavior that poses a potential, actual, or immediate danger to staff and students. If you are experiencing difficulty with these issues proceed to the next step.

2) Set up Meeting w/Supervisor

Before initaiting the IAP process you must meet with your immediate supervisor to attempt to resolve the issue. Employees are entitled to Association representation in this meeting if they request it. If the supervisor is unable to meet promptly with the unit member, the unit member may initiate the IAP process without this meeting.

3) Initiate IAP Process

Inform your immediate supervisor you are initiating an IAP. Complete the form in Appendix M-2.

The immediate supervisor will meet with appropriate District level administration as needed for assistance.

Ten (10) Working Days

The immediate supervisor has ten (10) working days to respond to an IAP.

4) District Administration Referral

If the resolution from the immediate supervisor is not satisfactory, then the issue will be referred directly to the appropriate administrator of secondary or elementary education. The director or their designee shall meet with the employee and seek a resolution. Employees are entitled to Association representation in this meeting if they request it.

Ten (10) Working Days

District administration has ten (10) working days to respond to an IAP.

5) Resolution or Grievance

If no response or resolution is found by Human Resources after ten (10) days, then the member may intiaite the Grievance Procedure (Article 6).

INTERVENTION ASSISTANCE PROTOCOL (IAP) FORM

A unit member may request in writing, using the Intervention Assistance Protocol (IAP) in Appendix M, that a conference be held concerning any student who presents a potential, actual, or immediate danger to the physical safety of the unit member, staff, students, or themselves. The site administrator shall promptly schedule such a conference with the unit member, and if practicable, shall include other appropriate personnel and the student's parent or guardian. The site administrator shall consider recommendations resulting from the conference and implement any actions necessary to protect the safety of the unit member, staff, or students. For students who present a potential, actual, or immediate danger to the physical safety of a unit member, staff, students, or themselves, examples of possible supports may include but are not limited to:

1. Instruction assistance in the form of behavioral and intervention strategies
2. Support from a trained behavior specialist or mental health professional
3. Increased individualization of program/alternate placement
4. Short-term instructional aid assigned to that situation

Reminders:

- Unit members are encouraged to reach out to the case carrier before initiating the IAP process for a student with an IEP.
- The IAP process shall not be used for student behaviors that are not a potential, actual, or immediate danger to physical safety of unit members, staff, or students, such as willful defiance.

---

1) Date of the Request: _____

2) Individual(s) Making the Request: _____

3) School or Department: _____

4) Has the issue been brought to your immediate supervisor? Yes / No

5) Please describe the issue(s) or concerns that you request be reviewed (attach additional sheet if needed):

_____

_____

6) Which solution(s) do you wish to be considered?

   - ○ Instructional assistance in the form of behavioral and intervention strategies
   - ○ Support from a trained behavior specialist or mental health professional
   - ○ Increased individualization for program/alternate placement
   - ○ Short-term instructional aid assigned to that situation
   - ○ Other (attach additional sheet if needed):

     _____

ARTICLE 30: DEPARTMENT CHAIRPERSONS AT THE MIDDLE SCHOOLS AND HIGH SCHOOLS

30.1 Effective January 1, 2016, there shall be a minimum of six (6) Department Chairpersons at each of the two comprehensive High Schools and at each of the three (3) Middle Schools. The determination of which department will receive a Department chairperson each year is within the sole discretion of the principal or designee after input from the teachers at each of the sites. Small departments may be grouped to form a unit that will receive a Department Chairperson.

30.1.1 Department Chairpersons shall be elected based on the procedures set forth in section 30.1.1.1. The principal may remove a Department Chairperson only after written notice has been given that states the deficiency, subject to just cause, and only after the Department Chairperson has had a period of thirty (30) days from the date of notification to correct the deficiency.

30.1.1.1 Department Chair Elections

a. Each department shall elect the Chair for a two (2) year term, unless the election is filling a vacancy, at which time the term will be for the remainder of the vacancy.

b. A Department Chairperson may serve two consecutive terms of up to four years. In the event that no other department member chooses to run, the department may re-elect the current Chair with a majority vote.

c. Candidates will submit their names to **site administration by the last Friday in March.** ~~**the department at the March department meeting in the spring semester in which their term expires.**~~ The Department Chairperson election will be held during April or May.

d. Candidates must have **completed (by the end of the current school year)** a minimum of two (2) years **at the site** teaching ~~**experience**~~ in the department or subject area. Candidates must teach the majority of their sections in the department. If no candidate in the department meets these criteria, all are eligible.

e. The election will be held by ~~written,~~ secret ballot, **written or electronically**.

f. All current members of the department shall receive one vote per section currently taught in the department.

g. Ballots will be distributed, collected, and counted by the principal and faculty chair. A majority of the votes cast shall determine the winning candidate.

h. In the event that no candidate receives a majority vote on the first ballot, a runoff election shall be held. The candidates in the runoff election shall be the candidates receiving the two highest number of votes.

i. In the event of a tie vote, the two candidates must agree to one of the following:

- Choose to co-chair the department;
- Serve for a one (1) year term;
- One candidate withdraws **their** ~~**his/her**~~ name from the ballot and a new election is held**, if necessary.**

j. Two teachers may run together as Co-Chairs following the same procedures for the election of a single Department Chairperson.

k. **Department chair terms expire on the last day of school.**

30.1.2 Department Chairpersons have the right to consult and make recommendations to the principal or designee on the allocation of the department's budget funds, the establishment of the department's class offerings, assignments of department members to specific classes, and the balancing of department classes. The District shall adopt a job description for the Department Chairperson which shall include the following responsibilities.

30.1.2.1 Instructional Assistance to Teachers

a. Assist teachers in the department with instruction related needs in cooperation with the principal or designee.

b. Provide support and assistance to beginning teachers as needed.

c. Encourage members of the department to assist one another through forums on subject areas within the department, sharing teaching strategies and ideas and facilitating peer assistance relationships among members of the department.

d. Disseminate information related to professional growth, such as interview opportunities and conferences.

30.1.2.2 Curriculum

a. Communicate department needs in the areas of the curriculum and related materials to and from the site administration after input from department members.

b. Provide expertise regarding the subject matter and serve as a resource to colleagues when it comes to curriculum.

c. Assume responsibility for determining textbook needs after input from department members.

d. Represent the department at meetings related to the department's area of instruction.

e. Serve as a member of the District textbook selection committee.

30.1.2.3 Implementation

a. Assume responsibility for ordering, inventory, and delivery of supplies needed by members of the department.

b. Provide information for and assist in ordering textbooks.

c. Provide information related to class scheduling needs to and from site administrators after input from department members.

d. Provide information related to department budget needs to and from site administrators after input from department members.

e. Provide information related to department classroom and equipment needs to and from site administrators after input from department members.

f. Provide information and assist in the preparation of field trip plans and scheduling of speakers related to department needs

g. Perform other department leadership duties as assigned by the principal or designee, but no more than three hours a month.

h. The Department Chairperson shall not evaluate teachers.

30.1.2.4 Communication

a. Conduct monthly department meetings as necessary to facilitate communication between department members and administrators. Other department meetings will be scheduled as needed by agreement between the principal and department chairperson. It is advised that meetings not be held during duty free lunch.

b. Communicate department needs in the area of materials and supplies to and from site administrators after input from department members.

c. May volunteer as a school representative to community organizations.

d. Disseminate information about professional responsibilities and opportunities to department members.

e. Function as department representative in meetings with the school administration and/or District administration when requested by department members or administrators with concurrence from the principal.

f. **Site administration and outgoing department chairs will communicate with the newly elected chair regarding current department issues, including, but not limited to, the master schedule for the next school year.**

30.1.3 Each Department Chairperson shall be required to attend meetings that are required of other unit members.

30.1.4 Department Chairpersons will be paid according to Exhibit F.

FOR THE ASSOCIATION:

12/12/24

FOR THE DISTRICT:

12/12/24

12/12/24

ARTICLE 35: TERM OF AGREEMENT

35.1 This Agreement shall remain in full force and effect for a period of three years from July 1, **2025**~~2022~~ to June 30, **2028**~~2025~~.

35.2 **During the term of this Agreement, either the District or Association may reopen negotiations for the 2025-2026 year for the work calendar, and two (2) articles selected by each party excluding Article 7 (Wages) and Article 8 (Health and Welfare Benefits).** During the term of this Agreement, either the District or Association may reopen negotiations for the **2026-2027**~~2023-2024 and 2024-2025~~ school years on Articles 7 (Wages), 8 (Health and Welfare Benefits), work calendars, and two (2) articles selected by each party. **During the term of this Agreement, either the District or Association may reopen negotiations for the 2027-2028 school years on Articles 7 (Wages), 8 (Health and Welfare Benefits), work calendars, and up to four (4) articles selected by each party.** Written notice to reopen must be provided to the other party prior to April 1 of each year. Upon receipt of this written notice, the District will proceed with the public notice requirements under Government Code Section 3547. Negotiations shall commence no later than May 1 of that calendar year. Pending the conclusion of negotiations, all articles will remain in effect.

35.3 Written notice to begin negotiations on a successor agreement must be provided to the other party prior to April 1 of the final year of the Agreement. Upon receipt of this written notice, the District will proceed with the public notice requirement under Government Code Section 3547. Negotiations shall commence no later than May 1 of that calendar year.

35.4 In the event that the prior year's reopener or successor negotiations have not concluded by April 1, the Article 35.2 and Article 35.3 timelines shall be suspended and shall resume no later than sixty (60) instructional days after ratification of the prior year's Tentative Agreement.

35.5 The District and the Association may reopen this Agreement or any portion thereof during the term of the Agreement by mutual agreement in writing by both parties to this Agreement.

FOR THE ASSOCIATION

04-28-25

4/28/25

FOR THE DISTRICT

4/28/25

EXHIBIT C: SALARY SCHEDULE FOR COACHING SERVICES

BURBANK UNIFIED SCHOOL DISTRICT
SALARY SCHEDULE FOR COACHING SERVICES
Effective July 1, ~~2023~~ 2024

The Board of Education will annually plan to include in the High School Interscholastic Program positions chosen from this list according to District Policy and budgetary allowances. All positions listed below are not necessarily funded. The amounts listed below are annual stipends.

	STEP 1	STEP 2	STEP 3	STEP 4	STEP 5	STEP 6	STEP 10	STEP 15	STEP 20
Athletic Coordinator (1)	8,819	9,012	9,212	9,407	9,604	9,801	10,197	10,589	10,982
*Varsity Football (2)	4,917	5,114	5,307	5,507	5,706	5,903	6,301	6,689	7,088
*Assistant Varsity Football (2)	4,429	4,627	4,820	5,017	5,216	5,413	5,806	6,205	6,598
*Junior Varsity Football (2)	4,429	4,627	4,820	5,017	5,216	5,413	5,806	6,205	6,598
*Frosh Football (2)	4,429	4,627	4,820	5,017	5,216	5,413	5,806	6,205	6,598
Varsity (other sports)	4,429	4,627	4,820	5,017	5,216	5,413	5,806	6,205	6,598
Junior Varsity (other sports)	3,990	4,189	4,381	4,581	4,777	4,974	5,369	5,762	6,157
Soph, Frosh, Soph/Frosh (other sports)	3,990	4,189	4,381	4,581	4,777	4,974	5,369	5,762	6,157

**Note: Total payment for football coaches includes reimbursement for services rendered before the opening of school.

Payment schedule for other specific sports:

Baseball (4)
Basketball (3)
Competitive Cheer (3)
Cross Country (2)
Flag Football (2)
Golf (Fall) (2)
Golf (Spring) (4)
Soccer (3)
Softball (4)
Stunt (4)
Swimming (4)
Tennis (Fall) (2)
Tennis (Spring) (4)
Track (4)
Volleyball (Fall) (2)
Volleyball (Spring) (4)
Water Polo (Fall) (2)
Water Polo (Winter) (3)
Wrestling (2)

(1) Will be paid in 11 equal payments from August through June.
(2) Will be paid in 3 equal payments in August, September and October.
(3) Will be paid in 3 equal payments in November, December and January.
(4) Will be paid in 3 equal payments in February, March and April.
(5) A stipend of $223 will be paid to the Varsity Coach for each CIF playoff game in which his/her team participates, and a stipend of $124 will be paid to each Assistant Coach for each CIF playoff game in which his/her team participates.

FOR THE ASSOCIATION:

4/28/25

04-28-25

FOR THE DISTRICT:

4/29/25

EXHIBIT F: MISCELLANEOUS SALARY RATES

BURBANK UNIFIED SCHOOL DISTRICT
MISCELLANEOUS SALARY RATES
Effective January 1, ~~2023~~ 2025

Summer School Teacher	53.46	per hour
Summer School Teacher – Severely Handicapped / Autism	66.99	per hour
Summer School TOSA	**66.99**	**per hour**
Summer School Nurse	**66.99**	**per hour**
Extended Summer School Teacher / Intersession Teacher	53.46	per hour
Summer School Teacher-Adult Education	54.14	per hour
Saturday Program Teacher	169.90	per day
Home Teacher	42.39	per hour
Day-to-Day Substitute*	206.45	per day
Day-to-Day Substitute (Spec Ed)*	216.78	per day
Curriculum Writing (K-12)	39.67	per hour
Other Hourly (K-12)	39.67	per hour
Curriculum Writing (Adult Education)	31.03	per hour
Other Hourly (Adult Education)	31.03	per hour
Intervention Teaching	53.46	per hour
Secondary Class Coverage	54.74	per class period
Elementary Class Coverage	54.74	per hour
TOSA Class Coverage	**139.80**	**half-day (1-3 hours/sections in same classroom)**
TOSA Class Coverage	**279.60**	**full-day (at least 5 hours/sections in same classroom)**

When a unit member has covered another unit member's elementary class or students from another unit member's elementary class or students from another elementary class at the direction of an administrator compensation will be paid each time as shown above. When an elementary class must be divided into more than one class, students shall be divided equally, as much as possible, by the number of classes. Compensation will be based on Exhibit F; the hourly rate will be divided by the number of classrooms in which the students are placed.

Department Chairperson-High School**	1,735	per semester
Department Chairperson-Middle School**	1,735	per semester
Completion of Clear CTE Credential	1,870	one-time stipend
Professional Mentors**	2,245	per year for one mentee,
	4,490	per year for two mentees
Induction Mentors**	2,245	per year for one mentee,
	4,490	per year for two mentees
Lead Speech and Language Pathologist**	8,258	per year

Miscellaneous Unit Rate	1,538	per unit (may be applied as a percentage)

Regular Hourly Assignments (other than those specified elsewhere in this Agreement). Compensation of 16.7% of the unit member's daily rate based upon Exhibit A will be paid for each hour of professional assignment.

* Pertains to bargaining unit members only
** May be prorated for partial term of service

FOR THE DISTRICT

4/2/25

4/2/25

FOR THE ASSOCIATION

4/2/25

4/02/25

EXHIBIT G: EXTRA COMPENSATION FOR CO/EXTRACURRICULUAR ACTIVITIES

BURBANK UNIFIED SCHOOL DISTRICT

EXTRA COMPENSATION FOR CO/EXTRACURRICULAR ACTIVITIES
Effective July 1. ~~2023~~ 2025

The school site shall annually plan to include positions chosen from this list according to District Policy, budgetary allowances, and site leadership decisions. The positions listed below are not necessarily funded.

High School Level Only	**November**	**February**	**April**	**June**
Category A				
Academic Decathlon	2,394	2,394		
Instrumental Music	1,427	1,427	1,427	1,427
Vocal Music	1,427	1,427	1,427	1,427
ASB Advisor*	1,427	1,427	1,427	1,427
Drama	~~1,197~~ 1,427	~~1,197~~ 1,427	~~1,197~~ 1,427	~~1,197~~ 1,427
Category B				
Color Guard	1,081	1,081	1,081	1,081
Sideline Cheer	1,081	1,081	1,081	1,081
Broadcast Journalism	1,081	1,081	1,081	1,081
Newspaper	1,081	1,081	1,081	1,081
Yearbook	1,081	1,081	1,081	1,081
~~Forensics~~ Speech and Debate	1,081	1,081	1,081	1,081
Dance	1,081	1,081	1,081	1,081
Category C				
Culinary Arts – with Catering	521	521	521	521
ASB Advisor (Monterey)	521	521	521	521
CSF Sponsor	521	521	521	521
Mock Trial	521	521		

Middle School Level Only	**November**	**February**	**April**	**June**
ASB Advisor	688	688	688	688
Newspaper	521	521	521	521
Yearbook	521	521	521	521
Drama	576	576	576	576
Vocal Music	688	688	688	688
Instrumental Music	688	688	688	688
Spirit Squad	521	521	521	521
CJSF Sponsor	430	430	430	430
Culinary Arts – with Catering	521	521	521	521

Elementary School Level Only	**November**	**February**	**April**	**June**
Chorus	344	344	344	344

All Levels (Site Funded)	**November**	**February**	**April**	**June**
Club Advisor*	395**	395**	395**	395**

* Or portion thereof

FOR THE ASSOCIATION:

4/28/25

04-28-25

FOR THE DISTRICT:

4/28/25

BURBANK UNIFIED SCHOOL DISTRICT
Administrative Services

REPORT TO THE BOARD

TO:	Members of the Board of Education
FROM :	Andrew Cantwell, Assistant Superintendent, Administrative Services
PREPARED BY:	Malihe Shokouhi, Bond Project Manager
SUBMITTED BY:	Crystal Cozakos, Senior Administrative Assistant
DATE:	June 5, 2025
SUBJECT:	Ratification of Award of Contract, Engie Services U.S. Inc., Removal and Re-Installation of Rooftop Solar Panels, John Muir Middle School (Bond Funds)

Background:
During the Summer 2025 Roofing Project, John Muir Middle School will have twelve (12) roofs repaired. The current solar panels located on building 200 will need to be disassembled prior to the start of the roofing construction. Once the roofing project is completed, the solar panels will be reinstalled to their original placement.

District-Wide Goals for 2022-2023:
4.1 Work with the Superintendent's Budget Advisory Committee to identify efficiencies, identify cost-saving opportunities, and develop a system or process to provide increased transparency about the District's financial ad budget information

4.2 Continue construction/ modernization projects according to the General Obligation Bond Implementation Plan (Measure S).

4.3 Develop a long-term facilities maintenance plan to ensure our school facilities are and will be cared for appropriately.

Discussion/Issues:
The District received a proposal on May 9, 2025, from Engie Services U.S Inc., formally known as Opterra Solar Services who originally installed the Solar Panels in 2016. The roughly 5,500 square feet of solar panels will need to be moved prior to the new roof installation. The panels will be removed and stored to the north section of building 200's roof during construction. Once the roof area of the original placement is completed, the panels will be reinstalled to the original location, allowing the roofers to complete the remainder of the 200-building roof.

Fiscal Impact:
$166,804.99 (Bond Funds)

Recommendation:
Andrew Cantwell, Assistant Superintendent, Administrative Services, recommends that the Board of Education ratify an award of contract between Burbank Unified School District and Engie Services U.S Inc., for the Removal and Re-Installation of the Solar Panels at John Muir Middle School, effective May 27, 2025 through May 26, 2026, not to exceed $166,804.99 (21.0-00000.0-00000-85000-6230-322-00000) Bond Fund, and that authority to sign the agreement be exercised pursuant to BUSD – AR3314, as presented.

May 9, 2025

Malihe Shokouhi
Project Manager Manager
Burbank Unified School District
510 S. Shelton Street, Burbank, CA 91506
(818) 729-5519
maliheshokouhi@burbankusd.org

Project Reference: Burbank USD – John Muir ES – Panel Removal & Re-Installation

Dear Ms. Shokouhi,

The following proposal contains the scope of work and expenses to remove and re-install the rooftop solar system at John Muir Elementary School.

If you would like to proceed with the services outlined in this agreement, please sign the last page where indicated.

Thank you for being a valued solar customer!

Carrie Dixon

O&M Project Management Director
M. 415.361.9488
Carrie.Dixon@engie.com

Work Order

This Work Order ("Work Order") dated May 9, 2025 ("Work Order Effective Date") is issued pursuant to and is subject to the terms and conditions of the Operations & Maintenance Agreement ("Agreement") by and between ENGIE Services U.S. Inc. ("ENGIE Services U.S.") and Burbank Unified School District ("Customer") dated August 1, 2023. The terms and conditions of the Agreement are hereby incorporated into and made a part of this Work Order for all purposes.

Scope of Work

Provide all labor, materials and equipment needed to remove and re-install the rooftop PV system at John Muir Middle School. Engie shall provide surface protection for the roof as approved by Garland representative for walking pathways and staging areas.

Roofing contractor to provide flag line around roof perimeter prior to solar array removal and reinstallation.

1. Decommissioning, Module removal

- Provide roof safe access plan detailing tie off, access and material loading locations. (See Attachment A)
- Safe off solar inverters. LOTO PV-AC disconnect and remove wire terminations necessary to facilitate removal of rooftop conduit and solar array.
- Remove lag bolts and sections of Unistrut mounted to mechanical well wall that are impeding the replacement of the roof edge flashing. Lag bolts are not to be reinstalled through new flashing.
- Remove solar panels and racking from roof deck. (do not remove roof standoffs and leave horizontal runs of conduit in place along the mechanical well wall)
- District roofing contractor shall be responsible to roof around the standoffs and maintain their integrity for reuse
- Decommission and securing of the DC wiring, moving homerun vertical bundles off the roof deck area to the center mechanical well. Tape off solar panel connector ends and tape leads to back of panels prior to stacking on pallets.
- Provide pallets and tie down straps to secure all materials in place on the roof in the designated area on the North side roof of same building.
- Maintain horizontal racking lengths as much as possible and move in large sections to the beams over the mechanical well and secure in place with ratchet straps
- Any defective components that are not reuseable will be identified and a proposal will be provided for approval.

2. Reinstallation of system

- District roofing contractor will be responsible for reinstallation of roof standoffs and proper sealing of standoffs. If removed they must be reinstalled exactly in the same positions as removed from.
- Re-install the same racking and modules per original DSA approved construction as-built drawings
- Re-commission the solar array strings and verify inverter operation is running the same as prior to project start.
- (all inverters have been verified by Engie, running with no errors)

All work shall be performed by Engie's team of qualified electricians. All warranties shall remain intact with continued coverage after reinstallation for the remaining term.

Cost Estimate

Labor		Total Price
Construction Management & Electrician Labor		$ 149,282.75
Materials & Equipment Rental		$ 13,300.69
Material Sales Tax	10.50%	$ 1,396.57
Material Markup	15%	$ 1,995.10
Total Material Cost		$ 16,692.37
Total		$ 165,975.12
Bond Requirements	Bond Rate	Total Price
Performance and Payment Bonds (If needed above $50K)	0.5%	$ 829.88
Grand Total		$ 166,804.99

Exclusions & Legal Disclaimer:

Premium Time or Over Time, Work on Nights or Weekends, Cutting, Patching or Painting, Permitting Fees, Plan Revisions, Geotechnical Reports/inspections, PLA/PSA Agreements, Irrigation system inspection/repairs, Landscape repair/tire track removal, Landscape Maintenance, Infestations, Utility Interconnection Agreement Modification Fees.

© 2024 ENGIE. All Rights Reserved. Company Confidential. All trademarks are the property of their respective owners.

This proposal document constitutes a non-binding indication of interest on the part of ENGIE and is not intended to and does not create any legally binding commitment or obligation on the part of ENGIE whatsoever. The certainty of such a legally binding commitment or obligation is subject to, among other things, the satisfactory completion by ENGIE and Customer of the negotiation, execution, and delivery of definitive documents which collectively are required to fully implement the scope that shall contain such representations, warranties, covenants, and other terms as shall be mutually agreed upon and approved by the respective committees, boards, and management of ENGIE. It is understood that ENGIE, on one hand, and the Customer, on the other hand, shall not be legally bound to the other by reason of this proposal, nor shall rights, liabilities or obligations arise as a result of this submittal.

Acceptance and Notice to Proceed

Scope of work to be included: Provide all labor, materials and equipment needed to remove and re-install the rooftop PV system at John Muir Middle School.
$166,804.99*.
*Payment and performance bond is included.

Pricing assumes State prevailing wages for on-site labor. Quote valid for 30 days.

Payment to ENGIE Services U.S. is not contingent on Customer's receipt of any insurance proceeds and will be invoiced by ENGIE Services U.S. to Customer in a lump sum upon the completion of the work under this Work Order. Customer will pay ENGIE Services U.S. the full invoiced amount within thirty (30) calendar days after its receipt of the corresponding invoice

By signing below, Customer agrees to the terms and conditions set forth in this Work Order and authorizes ENGIE Services U.S. to proceed with the scope of work set forth herein.

The Parties may execute this Work Order in counterparts, each counterpart constituting an original, and all counterparts, collectively, constituting only one Work Order. The signatures of each Party need not appear on the same counterpart, and in the event that any signature is delivered by facsimile transmission or by e-mail delivery of a ".pdf" format data file, such signature will create a valid and binding obligation of the Party executing (or on whose behalf such signature is executed) with the same force and effect as if such facsimile or ".pdf" signature page were an original thereof.

IN WITNESS WHEREOF, and intending to be legally bound, the Parties hereto subscribe their names to this Work Order by their duly authorized officers as of the Work Order Effective Date.

CUSTOMER:	ENGIE SERVICES U.S.:
Burbank Unified School District	ENGIE Services U.S. Inc.
By: Burbank Unified School District	By:
Name: Dennis Maxwell	Name:
Title: Director of Facilities	Title:
Date: 5-19-2025	Date:



SOLAR PANELS SPECS:
SOLARWORLD SW320MONO XL
WEIGHT: 45.2 LBS
DIMENSIONS: 78.46"X39.4"X1.3"

SOLAR PANELS TO BE HAND MOVED TO PALLETS ON THE OTHER SIDE OF THE ROOF STACKED 22 PANELS HIGH. ESTIMATED WEIGHT PER PALLET: 994 LBS (NOT INCLUDING PALLET)

CONDUITS ALONG THE MECHANICAL WELL WALL TO REMAIN IN PLACE.

DC WIRING CONDUITS FROM THE CENTER DOWN TO THE SOLAR PANELS SHALL BE MOVED OFF THE ROOF DECK MAINTAINING THE WIRE IN CONDUIT WHERE POSSIBLE, COILING AND TAPING THE WIRE ENDS.

EQUIPMENT MOUNTING IN THE MECHANICAL WELL THAT IS MOUNTED TO UNISTRUT WITH LAG BOLTS SHALL BE REWORKED SO THAT NO MOUNTING BOLTS PENETRATE THROUGHT THE ROOF EDGE FLASHING.

INSTALLATION SHALL BE REINSTALLED PER DSA APPROVED ASBUILT CONSTRUCTION DRAWINGS.

AGENCY APPROVAL

CLIENT

BURBANK UNIFIED SCHOOL DISTRICT

1900 W Olive Ave
Burbank CA 91506

DESIGNER

Prepared By:
ENGIE SERVICES U.S.
500 12TH ST, SUITE 300
OAKLAND, CA 94607
TEL 415-733-9170

PROJECT LOCATION

JOHN MUIR MIDDLE SCHOOL
1111 N KENNETH RD
BURBANK, CA 91504

STRUCTURAL ENGINEER

ELECTRICAL ENGINEER

ENGINEER STAMP

ISSUE

MARK	DATE	DESCRIPTION
1		
2		
3		
4		
5		
6		
7		
8		
9		
10		

DESIGNER PROJECT NO.:
DRAWN BY: CD
CHECKED BY:
SCALE: AS NOTED

SHEET TITLE:

ROOF SAFE ACCESS PLAN

SHEET NUMBER

RSA-1

Burbank Unified School District
Technology Services

REPORT TO THE BOARD

TO:	Members of the Board of Education
FROM:	Andrew Cantwell, Assistant Superintendent, Administrative Services
PREPARED BY:	Lourdes Moya, Administrative Secretary I
SUBMITTED BY:	Lourdes Moya, Administrative Secretary I
DATE:	June 5, 2025
SUBJECT:	Acceptance of Notice of Completion, E-Rate Technology Network Electronics, NTT America Solutions, Inc. (Bond Funds)

Background:
Public Contract Code Section 7107 defines the District's obligation for final payment on a public improvement project. The District must pay a contractor all undisputed amounts within 60 days of project completion. A Notice of Completion is not mandatory, nor does the date of its filing define the completion of a project. Once a District does file the Notice of Completion with the County Recorder's Office, subcontractors and suppliers are allowed 30 days to file a valid stop notice against any funds held by the District for final payment to the general contractor. Not filing the Notice of Completion allows the 30-day window to extend to 90 days or more. If a valid stop notice is filed, the District must withhold 125% to 150% of the value of the stop notice until a release is filed or another legal resolution is reached.

District-Wide Goals for 2022-2023:
4 Maintain efficient and effective operations.

Discussion/Issues:
On April 16, 2020, the Board of Education approved an award of contract to NTT America Solutions, Inc. for the E-Rate Technology Network Electronics project. District staff has reviewed and approved the remainder of this project as complete.

Fiscal Impact:
The total cost of the completed project is $439,773.55. This cost includes a necessary network monitoring license funded out of the approved contingency budget for this project. NTT has billed E-Rate for their portion of 60% of the total costs. The outstanding NOC retention balance is $21,293.21.

Recommendation:
Andrew Cantwell, Assistant Superintendent, Administrative Services, recommends that the Board of Education accept the following project as completed: E-Rate Technology Network Electronics, by NTT America Solutions, Inc. (21.3-00000.0-93000-85000-6249/6440/6449-7730000), PO 25002464, not to exceed $439,773.55, as presented.

Burbank Unified School District
Technology Services

REPORT TO THE BOARD

TO:	Members of the Board of Education
FROM:	Andrew Cantwell, Assistant Superintendent, Administrative Services
PREPARED BY:	Lourdes Moya, Administrative Secretary I
SUBMITTED BY:	Lourdes Moya, Administrative Secretary I
DATE:	June 6, 2025
SUBJECT:	Acceptance of Notice of Completion, Data Center Refresh, AMS.NET (Bond Funds)

Background:
Public Contract Code Section 7107 defines the District's obligation for final payment on a public improvement project. The District must pay a contractor all undisputed amounts within 60 days of project completion. A Notice of Completion is not mandatory, nor does the date of its filing define the completion of a project. Once a District does file the Notice of Completion with the County Recorder's Office, subcontractors and suppliers are allowed 30 days to file a valid stop notice against any funds held by the District for final payment to the general contractor. Not filing the Notice of Completion allows the 30-day window to extend to 90 days or more. If a valid stop notice is filed, the District must withhold 125% to 150% of the value of the stop notice until a release is filed or another legal resolution is reached.

District-Wide Goals for 2022-2023:
4 Maintain efficient and effective operations.

Discussion/Issues:
On June 1, 2023, the Board of Education approved an award of contract to AMS.NET for the data center refresh project. District staff has reviewed and approved the remainder of this project as complete.

Fiscal Impact:
The total cost of the completed project is $569,608.96. The outstanding NOC retention balance is $25,480.45.

Recommendation:
Andrew Cantwell, Assistant Superintendent, Administrative Services, recommends that the Board of Education accept the following project as completed: Data Center Refresh, by AMS.NET (21.3-00000.0-93000-85000-6249/6440/6449-7730000), PO 25000859, not to exceed $569,608.96, as presented.

BURBANK UNIFIED SCHOOL DISTRICT

Fiscal Year: 2025

Purchase Order Board Detail Report

Board Meeting Date: June 05, 2025

PO Number	Vendor	Description	Site	Fund	Total Amount
25000029	CITY OF BURBANK	C/O 1: INCREASE BY $15,000.00; 2024-25 BLANKET ORDER; GASOLINE FOR MAINTENANCE VEHICLES; ON-GOING AND MAJOR	FACILITIES SERVICES	010	$69,000.00
25000045	DAILY JOURNAL CORPORATION	C/O 1: INCREASE BY $200.00; 2024-25 BLANKET ORDER; NEWSPAPER ADVERTISEMENTS	BUSINESS OFFICE	010	$600.00
25000075	OFFICE DEPOT/ BUSINESS SERVICES DIVISION	C/O 1: REDUCE BY $500.00; 2024-25 BLANKET ORDER; OFFICE SUPPLIES	BUSINESS OFFICE	010	$3,500.00
25000076	OFFICE DEPOT/ BUSINESS SERVICES DIVISION	C/O 2: INCREASE BY $1250.00; 2024-25 BLANKET ORDER; CLASSROOM AND OFFICE SUPPLIES	DISNEY ELEMENTARY	010	$4,750.00
25000093	HD SUPPLY, INC fka THE HOME DEPOT PRO INSTITUTIONA	C/O 2: INCREASE BY $2,000.00; 2024-25 BLANKET ORDER; FACILITY REPAIR MATERIALS; ON-GOING AND MAJOR MAINTENANCE FUNDS	FACILITIES SERVICES	010	$16,000.00
25000100	FERGUSON ENTERPRISES, INC.	C/O 3: INCREASE BY $15,000.00; 2024-25 BLANKET ORDER; PLUMBING SUPPLIES; ON-GOING AND MAJOR MAINTENANCE FUNDS	FACILITIES SERVICES	010	$57,000.00
25000120	PEARSON VUE	C/O 1: INCREASE BY $1,000.00; 2024-25 BLANKET ORDER; TESTING MATERIALS; ADULT EDUCATION - BLOCK GRANT	BURBANK ADULT SCHOOL	110	$7,000.00
25000143	FELLERS INC	C/O 1: REDUCE BY $6,000.00; 2024-25 BLANKET ORDER; PRINTING SUPPLIES; DISTRICT PRINT SHOP FUNDS	FACILITIES SERVICES	010	$9,000.00
25000145	KELLY SPICERS	C/O 1: INCREASE BY $6,000.00; 2024-25 BLANKET ORDER; PRINTING SUPPLIES; DISTRICT PRINT SHOP FUNDS	FACILITIES SERVICES	010	$126,000.00
25000157	ALCANTAR, ROBERT D.	C/O 1: INCREASE BY $386.60; 2024 - 25 BLANKET; RETIREE MEDICAL REIMBURSEMENT	FISCAL SERVICES	670	$3,880.40
25000192	BACZKOWSKI, LESZEK	C/O 1: INCREASE BY $386.60; 2024 - 25 BLANKET; RETIREE MEDICAL REIMBURSEMENT	FISCAL SERVICES	670	$3,880.40
25000193	AYUSO, BARBARA	C/O 1: INCREASE BY $386.60; 2024 - 25 BLANKET; RETIREE MEDICAL REIMBURSEMENT	FISCAL SERVICES	670	$3,880.40
25000196	BANIAN, VARTUHI	C/O 1: INCREASE BY $386.60; 2024 - 25 BLANKET; RETIREE MEDICAL REIMBURSEMENT	FISCAL SERVICES	670	$3,880.40
25000203	DECARO, MICHAEL A	C/O 1: INCREASE BY $443.05; 2024 - 25 BLANKET; RETIREE MEDICAL REIMBURSEMENT	FISCAL SERVICES	670	$3,438.25
25000204	ELLIS, PAMELA ANN	C/O 1: INCREASE BY $154.82; 2024 - 25 BLANKET; RETIREE MEDICAL REIMBURSEMENT	FISCAL SERVICES	670	$3,140.78
25000205	SNOWDEN, NANCY	C/O 1: INCREASE BY $386.60; 2024 - 25 BLANKET; RETIREE MEDICAL REIMBURSEMENT	FISCAL SERVICES	670	$3,880.40

BURBANK UNIFIED SCHOOL DISTRICT

Purchase Order Board Detail Report

Board Meeting Date: June 05, 2025

PO Number	Vendor	Description	Site	Fund	Total Amount
25000212	FERGUSON, MARTHA	C/O 1: INCREASE BY $37.32; 2024 - 25 BLANKET; RETIREE MEDICAL REIMBURSEMENT	FISCAL SERVICES	670	$2,865.48
25000243	ROWSEY, CAROL H	C/O 1: INCREASE BY $386.60; 2024 - 25 BLANKET; RETIREE MEDICAL REIMBURSEMENT	FISCAL SERVICES	670	$3,880.40
25000254	SPAULDING, DONNA S	C/O 1: INCREASE BY $386.60; 2024 - 25 BLANKET; RETIREE MEDICAL REIMBURSEMENT	FISCAL SERVICES	670	$3,880.40
25000456	AMAZON CAPITAL SERVICES	C/O 4: INCREASE BY $2,100.00; 2024-25 BLANKET ORDER; CLASSROOM AND OFFICE SUPPLIES; SPECIAL EDUCAITON FUNDS	SPECIAL EDUCATION	010	$8,100.00
25000705	MACIAS, SANDRA	C/O 1; INCREASE BY $1,100.00; 2024-25 BLANKET ORDER; CULINARY ARTS SUPPLIES; CTE FUNDS	INSTRUCTIONAL SERVICES	010	$3,932.00
25000712	GOLD STAR FOODS	C/O 1: REDUCE BY $1,600.00; 2024-25 BLANKET ORDER; CLASSROOM SUPPLIES; CTE - UNRESTRICTED FUNDS	INSTRUCTIONAL SERVICES	010	$558.00
25000715	HANDY MARKET	C/O #1: INCREASE BY $500.00; 2024-25 BLANKET ORDER; CLASSROOM SUPPLIES; CTE - UNRESTRICTED FUNDS	INSTRUCTIONAL SERVICES	010	$1,768.00
25000779	SOUTHWEST SCHOOL & OFFICE SUPPLY	C/O 2: INCREASE BY $500.00: 2024-25 BLANKET ORDER; OFFICE SUPPLIES	JEFFERSON ELEMENTARY	010	$4,100.00
25000785	OFFICE DEPOT/ BUSINESS SERVICES DIVISION	C/O 3: INCREASE BY $500.00; 2024-25 BLANKET ORDER; OFFICE SUPPLIES	JEFFERSON ELEMENTARY	010	$5,000.00
25000920	DINAPOLI, KATHY	C/O 1: INCREASE BY $37.32; 2024-25 BLANKET; RETIREE MEDICAL REIMBURSEMENT	FISCAL SERVICES	670	$2,394.12
25001495	AMAZON CAPITAL SERVICES	C/O 2: INCREASE BY $500.00; 2024-25 BLANKET ORDER; OFFICE SUPPLIES	BUSINESS OFFICE	010	$2,000.00
25001783	AMAZON CAPITAL SERVICES	C/O 2: INCREASE BY $2,500.00; 2024-25 BLANKET ORDER; TECHNOLOGY SUPPLIES	TECHNOLOGY SERVICES	010	$5,500.00
25002450	SCHOOL ZONE TRANSPORTATION, INC	C/O 1: INCREASE BY $160.00; STUDENT TRANSPORTATION; SKIRBALL CULTURAL CENTER; GIFT FUNDS	WASHINGTON ELEMENTARY	010	$1,560.00
25003684	AMAZON CAPITAL SERVICES	C/O 1: REDUCE BY $47.78; CLASSROOM SUPPLIES	DOLORES HUERTA MIDDLE SCHOOL	010	$79.76
25003887	US BANK NATIONAL ASSOCIATION	DEPOSIT FOR CHAIR RENTAL; 5TH GRADE PROMOTION; GIFT FUNDS	ROOSEVELT ELEMENTARY	010	$246.87
25004121	US BANK NATIONAL ASSOCIATION	CLASSROOM SUPPLIES; GIFT FUNDS	STEVENSON ELEMENTARY	010	$87.23
25004122	SCHOOL SPECIALTY, INC	PLAYGROUND SUPPLIES; GIFT FUNDS	JEFFERSON ELEMENTARY	010	$80.21
25004123	SCHOOL SPECIALTY, INC	CLASSROOM SUPPLIES; LOTTERY FUNDS	JEFFERSON ELEMENTARY	010	$137.93
25004124	GOPHER SPORT	PLAYGROUND SUPPLIES; GIFT FUNDS	JEFFERSON ELEMENTARY	010	$258.57
25004125	THE GRIP HOUSE LLC	EQUIPMENT RENTAL; GIFT FUNDS	STEVENSON ELEMENTARY	010	$200.00

BURBANK UNIFIED SCHOOL DISTRICT

Purchase Order Board Detail Report

Board Meeting Date: June 05, 2025

PO Number	Vendor	Description	Site	Fund	Total Amount
25004126	RAPTOR TECHNOLOGIES LLC	OFFICE SUPPLIES; GIFT FUNDS	EMERSON ELEMENTARY	010	$204.43
25004127	PRO-ED	TESTING MATERIALS	SPECIAL EDUCATION	010	$315.16
25004128	PEARSON ASSESSMENT	TESTING MATERIALS	SPECIAL EDUCATION	010	$260.61
25004129	SHAZARIAN, ARPINE	REIMBURSEMENT TO TEACHER FOR CLASSROOM SUPPLIES; GIFT FUNDS	EMERSON ELEMENTARY	010	$20.03
25004130	SCHOOL OUTFITTERS	OFFICE EQUIPMENT; GIFT FUNDS	ROOSEVELT ELEMENTARY	010	$542.42
25004131	AMAZON CAPITAL SERVICES	CLASSROOM SUPPLIES; GENERAL AND SPECIAL EDUCATION FUNDS	JOHN BURROUGHS HIGH SCHOOL	010	$758.46
25004132	AMAZON CAPITAL SERVICES	CLASSROOM SUPPLIES; SPECIAL EDUCATION FUNDS	LUTHER BURBANK MIDDLE SCHOOL	010	$191.23
25004133	AMAZON CAPITAL SERVICES	CLASSROOM SUPPLIES AND EQUIPMENT; GENERAL AND GIFT FUNDS	JEFFERSON ELEMENTARY	010	$759.75
25004134	AMAZON CAPITAL SERVICES	CLASSROOM SUPPLIES; AMS FUNDS	LUTHER BURBANK MIDDLE SCHOOL	010	$532.76
25004135	AMAZON CAPITAL SERVICES	BOOKS; LOTTERY FUNDS	WASHINGTON ELEMENTARY	010	$284.65
25004136	AMAZON CAPITAL SERVICES	CLASSROOM SUPPLIES; GIFT FUNDS	ROOSEVELT ELEMENTARY	010	$388.89
25004137	AMAZON CAPITAL SERVICES	TECHNOLOGY SUPPLIES AND EQUIPMENT	JOHN BURROUGHS HIGH SCHOOL	010	$237.21
25004138	AMAZON CAPITAL SERVICES	CLASSROOM SUPPLIES	EDISON ELEMENTARY	010	$297.26
25004139	AMAZON CAPITAL SERVICES	HEALTH SUPPLIES; CONTINUATION EDUCATION FUNDS	MONTEREY HIGH SCHOOL	010	$510.77
25004140	AMAZON CAPITAL SERVICES	OFFICE SUPPLIES	INSTRUCTIONAL SERVICES	010	$91.60
25004141	AMAZON CAPITAL SERVICES	CLASSROOM EQUIPMENT	EDISON ELEMENTARY	010	$208.93
25004142	AMAZON CAPITAL SERVICES	C/O 1: REDUCE BY $67.11; CLASSROOM SUPPLIES; GIFT FUNDS	JEFFERSON ELEMENTARY	010	$120.32
25004143	AMAZON CAPITAL SERVICES	BOOKS	JOHN BURROUGHS HIGH SCHOOL	010	$420.18
25004144	AMAZON CAPITAL SERVICES	BOOKS; GIFT FUNDS	JOHN BURROUGHS HIGH SCHOOL	010	$309.06
25004145	AMAZON CAPITAL SERVICES	CLASSROOM SUPPLIES; GIFT FUNDS	EMERSON ELEMENTARY	010	$278.17
25004146	WEINER, ALEXIS	SOFTWARE LICENSE	JOHN BURROUGHS HIGH SCHOOL	010	$59.40
25004147	REGISTRAR-RECORDER/COUNTY CLERK	PRESIDENTIAL GENERAL ELECTION FEES	SUPERINTENDENT ´S OFFICE	010	$323,915.94
25004148	DEPARTMENT OF SOCIAL SERVICES	LICENSE FEE; CALIFORNIA STATE PRESCHOOL PROGRAM FUNDS	CHILD DEVELOPMENT SERVICES	120	$484.00
25004149	EVERDRIVEN TECHNOLOGIES, LLC	STUDENT TRANSPORTATION; SPECIAL EDUCATION TRANSPORTATION	SPECIAL EDUCATION	010	$20,000.00

BURBANK UNIFIED SCHOOL DISTRICT

Purchase Order Board Detail Report

Board Meeting Date: June 05, 2025

PO Number	Vendor	Description	Site	Fund	Total Amount
25004150	GUNN BEHAVIORAL CARE OF CALIFORNIA, P.C.	CARRYOVER PO 24001787; PROFESSIONAL SERVICES AGREEMENT; PSYCHOEDUCATIONAL AND FUNCTIONAL BEHAVIOR EVALUATION; SPECIAL EDUCATION FUNDS; BOARD APPROVED 9/21/23	SPECIAL EDUCATION	010	$9,400.00
25004151	NATIONAL ACADEMY FOUNDATION	2024-25 MEMBERSHIP FEES FOR VARIOUS SITES; K12 STRONG WORKFORCE AND CTE UNRESTRICTED FUNDS; BOARD APPROVED 6/20/24	INSTRUCTIONAL SERVICES	010	$10,000.00
25004152	OFFICE DEPOT/ BUSINESS SERVICES DIVISION	CLASSROOM SUPPLIES; SPECIAL EDUCATION FUNDS	JOHN BURROUGHS HIGH SCHOOL	010	$180.34
25004153	SPECIAL EDUCATION PARENTS	REIMBURSEMENT TO PARENTS FOR TUITION AND MILEAGE; SPECIAL EDUCATION FUNDS; BOARD APPROVED 4/3/25	SPECIAL EDUCATION	010	$144,866.00
25004154	DEPARTMENT OF GENERAL SERVICE	DSA FEES FOR WALT DISNEY ELEMENTARY; BOND FUND	FACILITIES SERVICES	213	$1,720.00
25004155	GILLEARN, JASON	REIMBURSEMENT TO TEACHER FOR TECHNOLOGY SUPPLIES	JOHN BURROUGHS HIGH SCHOOL	010	$153.64
25004156	HILTERMAN, CATHERINE	REIMBURSEMENT TO EDUCATIONAL INTERPRETER FOR HOTEL STAY; SPECIAL EDUCATION FUNDS	SPECIAL EDUCATION	010	$264.86
25004157	MASSEY, MATTHEW DAVID	REIMBURSEMENT TO PARENT FOR STUDENT'S PARTIAL ABSENCE FOR AN EVENT; GIFT FUNDS	PROVIDENCIA ELEMENTARY	010	$124.00
25004158	JOHNSTONE SUPPLY	HVAC REPAIR PARTS; DEFERRED MAINTENANCE FUND	FACILITIES SERVICES	140	$1,671.07
25004159	PACINO, LORI	REIMBURSEMENT TO ASSISTANT PRINCIPAL FOR FOOD AND SUPPLIES FOR EVENT; GENERAL AND GIFT FUNDS	MUIR MIDDLE SCHOOL	010	$196.56
25004160	SCHNARR, FIDELIA	REIMBURSEMENT TO TEACHER FOR CLASSROOM SUPPLIES; SPECIAL EDUCATION FUNDS	SPECIAL EDUCATION	010	$200.00
25004161	COZZI, ANGELA	REIMBURSEMENT TO TEACHER FOR CLASSROOM SUPPLIES; SPECIAL EDUCATION FUNDS	SPECIAL EDUCATION	010	$200.00
25004162	FUHR, AMY	REIMBURSEMENT TO TEACHER FOR CLASSROOM SUPPLIES	DOLORES HUERTA MIDDLE SCHOOL	010	$66.26
25004163	GWENDOLYN OLICKER	CONSULTANT AGREEMENT; OCCUPATIONAL THERAPIST; SPECIAL EDUCATION FUNDS; BOARD APPROVED 4/3/25	SPECIAL EDUCATION	010	$17,500.00
25004164	US BANK NATIONAL ASSOCIATION	BOOKS; SPECIAL EDUCATION FUNDS	JOHN BURROUGHS HIGH SCHOOL	010	$38.51
25004165	US BANK NATIONAL ASSOCIATION	FURNITURE	EDISON ELEMENTARY	010	$378.18
25004166	WILLIAM V MACGILL & COMPANY	HEALTH SUPPLIES	WASHINGTON ELEMENTARY	010	$263.20
25004167	AMAZON CAPITAL SERVICES	2024-25 BLANKET ORDER; CLASSROOM AND OFFICE SUPPLIES; GIFT FUNDS	MAGNOLIA PARK	010	$300.00

BURBANK UNIFIED SCHOOL DISTRICT

Purchase Order Board Detail Report

Board Meeting Date: June 05, 2025

PO Number	Vendor	Description	Site	Fund	Total Amount
25004168	PLATNER, REBECCA	REIMBURSEMENT TO TEACHER FOR GARDNING SUPPLIES	BURBANK HIGH SCHOOL	010	$190.60
25004169	GUITAR CENTER	MUSICAL INSTRUMENT	JOHN BURROUGHS HIGH SCHOOL	010	$723.78
25004170	AMAZON CAPITAL SERVICES	2024-25 BLANKET ORDER; OFFICE AND CLASSROOM SUPPLIES; MEDI-CAL FUNDS	SPECIAL EDUCATION	010	$1,000.00
25004171	AMAZON CAPITAL SERVICES	CLASSROOM SUPPLIES; SPECIAL EDUCATION FUNDS	MILLER ELEMENTARY	010	$107.82
25004172	AMAZON CAPITAL SERVICES	CLASSROOM SUPPLIES; SPECIAL EDUCATION AND GENERAL FUNDS	JEFFERSON ELEMENTARY	010	$260.91
25004173	AMAZON CAPITAL SERVICES	BOOKS; LOTTERY FUNDS	MUIR MIDDLE SCHOOL	010	$483.71
25004174	AMAZON CAPITAL SERVICES	CLASSROOM SUPPLIES; SPECIAL EDUCATION FUNDS	MUIR MIDDLE SCHOOL	010	$295.27
25004175	AMAZON CAPITAL SERVICES	CLASSROOM SUPPLIES; GIFT AND GENERAL FUNDS	STEVENSON ELEMENTARY	010	$995.48
25004176	US BANK NATIONAL ASSOCIATION	SOFTWARE LICENSE; SPECIAL EDUCATION FUNDS; BOARD APPROVED 6/15/25	SPECIAL EDUCATION	010	$155.17
25004177	AMAZON CAPITAL SERVICES	BOOKS; ELOP FUNDS	INSTRUCTIONAL SERVICES	010	$3,719.79
25004178	AMAZON CAPITAL SERVICES	BOOKS; ELOP FUNDS	INSTRUCTIONAL SERVICES	010	$492.70
25004179	AMAZON CAPITAL SERVICES	TECHNOLOGY SUPPLIES; ADULT EDUCATION - BLOCK GRANT	BURBANK ADULT SCHOOL	110	$1,765.02
25004180	AMAZON CAPITAL SERVICES	CLASSROOM SUPPLIES	BURBANK HIGH SCHOOL	010	$1,025.57
25004181	AMAZON CAPITAL SERVICES	TECHNOLOGY SUPPLIES; TITLE I FUNDS	DISNEY ELEMENTARY	010	$213.22
25004182	AMAZON CAPITAL SERVICES	CLASSROOM EQUIPMENT	EDISON ELEMENTARY	010	$195.78
25004183	AMAZON CAPITAL SERVICES	CLASSROOM SUPPLIES	JOHN BURROUGHS HIGH SCHOOL	010	$436.44
25004184	AMAZON CAPITAL SERVICES	CLASSROOM SUPPLIES; TITLE III IMMIGRANT EDUCATION AND GIFT FUNDS	STEVENSON ELEMENTARY	010	$2,024.18
25004185	AMAZON CAPITAL SERVICES	FACILITY REPAIR MATERIALS; ON-GOING AND MAJOR MAINTENANCE FUNDS	FACILITIES SERVICES	010	$290.87
25004186	AMAZON CAPITAL SERVICES	CLASSROOM SUPPLIES; AMS AND TITLE I FUNDS	DISNEY ELEMENTARY	010	$456.21
25004188	AMAZON CAPITAL SERVICES	CLASSROOM EQUIPMENT	EDISON ELEMENTARY	010	$526.62
25004189	AMAZON CAPITAL SERVICES	CLASSROOM SUPPLIES; AMS AND TITLE I FUNDS	DISNEY ELEMENTARY	010	$470.62
25004190	AMAZON CAPITAL SERVICES	HEALTH SUPPLIES	JOHN BURROUGHS HIGH SCHOOL	010	$821.74
25004191	AMAZON CAPITAL SERVICES	OFFICE SUPPLIES AND EQUIPMENT	BURBANK HIGH SCHOOL	010	$341.16
25004192	AMAZON CAPITAL SERVICES	FOOD FOR EVENT; GIFT FUNDS	BURBANK HIGH SCHOOL	010	$139.66

BURBANK UNIFIED SCHOOL DISTRICT

Purchase Order Board Detail Report

Board Meeting Date: June 05, 2025

PO Number	Vendor	Description	Site	Fund	Total Amount
25004193	AMAZON CAPITAL SERVICES	2024-25 BLANKET ORDER; CLASSROOM AND OFFICE SUPPLIES	BURBANK HIGH SCHOOL	010	$0.01
25004194	SIGNAL HILL AUTO ENTERPRISES, INC.	WAREHOUSE MATERIALS AND SUPPLIES; UNRESTRICTED MAINTENANCE FUNDS	FACILITIES SERVICES	010	$2,082.93
25004195	ERIC HERNANDEZ	CONSULTANT AGREEMENT; DANCE PERFORMANCE; ACCOUNTS RECEIVABLE AND GENERAL EDUCATION FUNDS; BOARD APPROVED 4/17/25	MUIR MIDDLE SCHOOL	010	$1,800.00
25004196	VITAL SOUNDS LLC	CLASSROOM SUPPLIES; MEDI-CAL FUNDS	HORACE MANN CHILDREN´S CENTER	010	$4,419.55
25004197	US BANK NATIONAL ASSOCIATION	SPED CHAIR; SPECIAL EDUCATION FUNDS	JOHN BURROUGHS HIGH SCHOOL	010	$110.50
25004198	SMARDAN SUPPLY BURBANK	PLUMBING SUPPLY PARTS; ON-GOING AND MAJOR MAINTENANCE FUNDS	FACILITIES SERVICES	010	$1,802.30
25004199	TEACHER CREATED RESOURCES	CLASSROOM SUPPLIES; TITLE I FUNDS	DISNEY ELEMENTARY	010	$25.55
25004200	TEACHER SYNERGY LLC	INSTRUCTIONAL MATERIALS	BURBANK HIGH SCHOOL	010	$115.00
25004201	BENCHMARK EDUCATION COMPANY	TEXTBOOKS; LOTTERY FUNDS; BOARD APPROVED 4/21/2016	INSTRUCTIONAL SERVICES	010	$496,609.99
25004202	ADVANCED PRINTING SOLUTIONS, INC	YEARBOOKS; GIFT FUNDS	DISNEY ELEMENTARY	010	$7,083.05
25004203	US BANK NATIONAL ASSOCIATION	INSTRUCTIONAL MATERIALS; TITLE I FUNDS	DISNEY ELEMENTARY	010	$11.04
25004204	SCHOLASTIC INC.	BOOKS; TITLE I FUNDS	DISNEY ELEMENTARY	010	$302.77
25004205	BEST CAFE ENTERPRISE, LLC	FOOD FOR EVENT; GIFT FUNDS	JEFFERSON ELEMENTARY	010	$460.00
25004206	US BANK NATIONAL ASSOCIATION	CONFERNCE REGISTRATION FEE; CTE IG FUNDS	INSTRUCTIONAL SERVICES	010	$437.75
25004207	NATIONAL SCHOOL PRODUCTS	BOOKS; TITLE I FUNDS	DISNEY ELEMENTARY	010	$631.51
25004208	SCHOOL OUTFITTERS	CLASSROOM EQUIPMENT; GIFT FUNDS	ROOSEVELT ELEMENTARY	010	$253.44
25004209	AMAZON CAPITAL SERVICES	CLASSROOM SUPPLIES; GIFT FUNDS	JEFFERSON ELEMENTARY	010	$247.59
25004210	AMAZON CAPITAL SERVICES	STUDENT AWARDS	MUIR MIDDLE SCHOOL	010	$334.59
25004211	AMAZON CAPITAL SERVICES	CLASSROOM SUPPLIES; GIFT AND AMS FUNDS	EMERSON ELEMENTARY	010	$182.91
25004212	AMAZON CAPITAL SERVICES	CLASSROOM SUPPLIES; TITLE I FUNDS	DISNEY ELEMENTARY	010	$83.96
25004213	AMAZON CAPITAL SERVICES	CLASSROOM SUPPLIES; AMS FUNDS	DISNEY ELEMENTARY	010	$205.53
25004214	AMAZON CAPITAL SERVICES	FURNITURE	BRET HARTE ELEMENTARY	010	$106.05
25004215	TREERING CORPORATION	YEARBOOKS; GIFT FUNDS	EDISON ELEMENTARY	010	$1,597.33
25004216	FIRST UNITED METHODIST CHURCH BURBANK	FACILITY RENTAL; GIFT FUNDS	JEFFERSON ELEMENTARY	010	$500.00

BURBANK UNIFIED SCHOOL DISTRICT

Purchase Order Board Detail Report

Board Meeting Date: June 05, 2025

PO Number	Vendor	Description	Site	Fund	Total Amount
25004217	GRESHAM, JANICE	REIMBURSEMENT TO SPEECH AND LANGUAGE PATHOLOGIST FOR CLASSROOM SUPPLIES; SPECIAL EDUCATION FUNDS	SPECIAL EDUCATION	010	$76.20
25004218	BLADT, HEATHER	REIMBURSEMENT TO VOLUNTEER FOR FOOD FOR EVENT; GIFT FUNDS	STEVENSON ELEMENTARY	010	$46.09
25004219	FRALEY, JENNIFER	REIMBURSEMENT TO VOLUNTEER FOR FOOD AND SUPPLIES FOR AN EVENT; GIFT FUNDS	STEVENSON ELEMENTARY	010	$321.54
25004220	GREEN, ELIZABETH	REIMBURSEMENT TO VOLUNTEER FOR EVENT SUPPLIES; GIFT FUNDS	STEVENSON ELEMENTARY	010	$353.53
25004221	GERONIMO, EDGARDO	REIMBURSEMENT TO TEACHER FOR CLASSROOM SUPPLIES	DOLORES HUERTA MIDDLE SCHOOL	010	$14.68
25004222	MULLIGAN, KATE	REIMBURSEMENT TO TEACHER FOR CLASSROOM SUPPLIES; SPECIAL EDUCATION FUNDS	EMERSON ELEMENTARY	010	$500.00
25004223	CDW-G - COMPUTER DISCOUNT WHSE	AUDIO VISUAL SUPPLIES	MUIR MIDDLE SCHOOL	010	$262.22
25004224	ANDERS, ROBYN	REIMBURSEMENT TO AT OF INSTRUCTIONAL SERVICES FOR FOOD FOR EVENT; GIFT FUNDS	INSTRUCTIONAL SERVICES	010	$110.62
25004225	RUBIO, DEBRA	REIMBURSEMENT TO TEACHER FOR CLASSROOM SUPPLIES	DOLORES HUERTA MIDDLE SCHOOL	010	$286.37
25004226	BLADT, HEATHER	REIMBURSEMENT TO VOLUNTEER FOR BOOKS; GIFT FUNDS	STEVENSON ELEMENTARY	010	$238.04
25004227	ALPERT, MADELINE	REIMBURSEMENT TO TEACHER FOR SOFTWRE LICENSE	BURBANK HIGH SCHOOL	010	$32.00
25004228	IWAN, ROBERT	REIMBURSEMENT TO TEACHER FOR CLASSROOM SUPPLIES	BURBANK HIGH SCHOOL	010	$39.73
25004229	MASLYK, BRITTA	REIMBURSEMENT TO COUNSELOR FOR FOOD FOR EVENT	BURBANK HIGH SCHOOL	010	$131.44
25004230	MCKAIN, ALLISON	REIMBURSEMENT TO TEACHER FOR EVENT SUPPLIES	BURBANK HIGH SCHOOL	010	$31.98
25004231	BENTLEY, JAMES	REIMBURSEMENT TO TEACHER FOR EVENT SUPPLIES	BURBANK HIGH SCHOOL	010	$38.95
25004232	VALDEZ, SAIDA	REIMBURSEMENT TO DIRECTOR OF HUMAN RESOURCES FOR FOOD AND SUPPLIES FOR EVENT	PERSONNEL SERVICES	010	$202.73
25004233	JURMAN, MARLA	REIMBURSEMENT TO TEACHER FOR CLASSROOM SUPPLIES; GIFT FUNDS	JEFFERSON ELEMENTARY	010	$62.48
25004234	ALEXANDER, HENRY	REIMBURSEMENT TO TECHER FOR SOFTWARE LICENSE	JOHN BURROUGHS HIGH SCHOOL	010	$57.54
25004235	TRAINOR, SANDY	REIMBURSEMENT TO LIBRARIAN FOR FOOD AND SUPPLIES FOR EVENT; GIFT FUNDS	JEFFERSON ELEMENTARY	010	$104.35
25004236	MAXWELL, DENNIS	REIMBURSEMENT TO FACILITIES DIRECTOR FOR SUPPLIES; ON-GOING AND MAJOR MAINTENANCE FUNDS	FACILITIES SERVICES	010	$1,494.03
25004240	MATTHEW	CLASSROOM SUPPLIES; GIFT FUNDS	MUIR MIDDLE SCHOOL	010	$66.36
25004241	SCHOOL ZONE TRANSPORTATION, INC	STUDENT TRANSPORTATION; GILCHRIST FARM; GIFT FUNDS	PROVIDENCIA ELEMENTARY	010	$1,560.00

BURBANK UNIFIED SCHOOL DISTRICT

Purchase Order Board Detail Report

Board Meeting Date: June 05, 2025

PO Number	Vendor	Description	Site	Fund	Total Amount
25004242	MACIAS, SANDRA	REIMBURSEMENT TO TEACHER FOR FOOD AND MILEAGE FOR ATTENDING AN EVENT; CTE FUNDS	JOHN BURROUGHS HIGH SCHOOL	010	$882.89
25004243	APPLE COMPUTER ED SALES	COMPUTER EQUIPMENT; TITLE III IMMIGRANT EDUCATION FUNDS	ROOSEVELT ELEMENTARY	010	$1,523.99
25004244	AREY JONES EDUCATIONAL SOLUTIONS	COMPUTER EQUIPMENT	INSTRUCTIONAL SERVICES	010	$4,312.46
25004245	US BANK NATIONAL ASSOCIATION	ADVERTISING FOR BID 2425-030, TRANSPORTATION FOR QUALIFIED STUDENTS	BUSINESS OFFICE	010	$810.00
25004246	AMAZON CAPITAL SERVICES	OFFICE SUPPLIES	EDISON ELEMENTARY	010	$164.40
25004247	AMAZON CAPITAL SERVICES	CLASSROOM SUPPLIES AND EQUIPMENT; AMS AND TITLE I FUNDS	DISNEY ELEMENTARY	010	$344.35
25004248	AMAZON CAPITAL SERVICES	CLASSROOM SUPPLIES; TITLE I FUNDS	DISNEY ELEMENTARY	010	$415.75
25004249	AMAZON CAPITAL SERVICES	CLASSROOM SUPPLIES; AMS AND TITLE I FUNDS	DISNEY ELEMENTARY	010	$381.49
25004250	AMAZON CAPITAL SERVICES	CLASSROOM SUPPLIES; AMS AND TITLE I FUNDS	DISNEY ELEMENTARY	010	$500.37
25004251	AMAZON CAPITAL SERVICES	BOOKS AND CLASSROOM SUPPLIES; AMS AND TITLE I FUNDS	DISNEY ELEMENTARY	010	$531.15
25004252	AMAZON CAPITAL SERVICES	CLASSROOM SUPPLIES; GIFT FUNDS	MC KINLEY ELEMENTARY	010	$147.36
25004253	AMAZON CAPITAL SERVICES	CLASSROOM SUPPLIES; AMS FUNDS	DISNEY ELEMENTARY	010	$534.96
25004254	AMAZON CAPITAL SERVICES	CLASSROOM SUPPLIES; GIFT FUNDS	ROOSEVELT ELEMENTARY	010	$1,193.98
25004255	AMAZON CAPITAL SERVICES	CLASSROOM SUPPLIES AND EQUIPMENT; TITLE I FUNDS	DISNEY ELEMENTARY	010	$246.90
25004256	AMAZON CAPITAL SERVICES	BOOKS; TITLE I FUNDS	DISNEY ELEMENTARY	010	$198.57
25004257	AMAZON CAPITAL SERVICES	CLASSROOM SUPPLIES; AMS AND TITLE I FUNDS	DISNEY ELEMENTARY	010	$379.39
25004258	AMAZON CAPITAL SERVICES	HEALTH SUPPLIES AND EQUIPMENT; TITLE I FUNDS	DISNEY ELEMENTARY	010	$125.27
25004259	AMAZON CAPITAL SERVICES	OFFICE SUPPLIES AND EQUIPMENT; GIFT FUNDS	ROOSEVELT ELEMENTARY	010	$189.82
25004260	AMAZON CAPITAL SERVICES	CLASSROOM SUPPLIES AND EQUIPMENT; AMS AND TITLE I FUNDS	DISNEY ELEMENTARY	010	$1,008.75
25004261	KINETIC LIGHTING INC	LIGHTING EQUIPMENT; AMS FUNDS	JOHN BURROUGHS HIGH SCHOOL	010	$2,499.92
25004262	LIBRE SCHOOL SERVICES	STUDENT TRANSPORTATION; IMA; GIFT FUNDS	JOHN BURROUGHS HIGH SCHOOL	010	$2,220.00
25004263	FIRST STUDENT, INC	STUDENT TRANSPORTATION; VARIOUS SITES; SPED-IDEA FUNDS	SPECIAL EDUCATION	010	$2,205.78
25004264	AMAZON CAPITAL SERVICES	HEALTH AND TECH SUPPLIES	PROVIDENCIA ELEMENTARY	010	$124.01
25004265	AMAZON CAPITAL SERVICES	CLASSROOM AND OFFICE SUPPLIES; TITLE I FUNDS	MUIR MIDDLE SCHOOL	010	$2,736.29
25004266	AMAZON CAPITAL SERVICES	CLASSROOM SUPPLIES; MAA FUNDS	MILLER ELEMENTARY	010	$185.45

BURBANK UNIFIED SCHOOL DISTRICT

Fiscal Year: 2025

Purchase Order Board Detail Report

Board Meeting Date: June 05, 2025

PO Number	Vendor	Description	Site	Fund	Total Amount
25004267	AMAZON CAPITAL SERVICES	CLASSROOM SUPPLIES; SPECIAL EDUCATION FUNDS	HORACE MANN CHILDREN´S CENTER	010	$132.51
25004268	AMAZON CAPITAL SERVICES	GRADUATION SUPPLIES	MUIR MIDDLE SCHOOL	010	$189.34
25004269	AMAZON CAPITAL SERVICES	CLASSROOM SUPPLIES	LUTHER BURBANK MIDDLE SCHOOL	010	$560.06
25004270	AMAZON CAPITAL SERVICES	CLASSROOM EQUIPMENT; AMS FUNDS	LUTHER BURBANK MIDDLE SCHOOL	010	$978.75
25004271	AMAZON CAPITAL SERVICES	PLAYGROUND SUPPLIES; FILM LA FUNDS	LUTHER BURBANK MIDDLE SCHOOL	010	$718.55
25004272	AMAZON CAPITAL SERVICES	HEALTH SUPPLIES	DOLORES HUERTA MIDDLE SCHOOL	010	$516.49
25004273	AMAZON CAPITAL SERVICES	CLASSROOM SUPPLIES AND EQUIPMENT; SPECIAL EDUCATION AND WORKABILITY FUND	SPECIAL EDUCATION	010	$92.78
25004274	AMAZON CAPITAL SERVICES	CLASSROOM SUPPLIES; SPECIAL EDUCATION FUNDS	DOLORES HUERTA MIDDLE SCHOOL	010	$453.72
25004275	AMAZON CAPITAL SERVICES	CARPET; TITLE I FUNDS	DISNEY ELEMENTARY	010	$176.79
25004276	AMAZON CAPITAL SERVICES	OFFICE SUPPLIES	EDISON ELEMENTARY	010	$76.79
25004277	AMAZON CAPITAL SERVICES	2024-25 BLANKET ORDER; CLASSROOM AND OFFICE SUPPLIES	BURBANK HIGH SCHOOL	010	$5,000.00
25004278	LAKESHORE CURRICULUM MATERIAL	CLASSROOM SUPPLIES; TITLE I FUNDS	DISNEY ELEMENTARY	010	$82.84
25004279	LAKESHORE CURRICULUM MATERIAL	CLASSROOM SUPPLIES; AMS AND TITLE I FUNDS	DISNEY ELEMENTARY	010	$424.25
25004280	BUDDY'S ALL STARS	SPORTS EQUIPMENT REPAIRS; GENERAL FUNDS AND ACCOUNTS RECEIVABLE	JOHN BURROUGHS HIGH SCHOOL	010	$16,766.98
25004281	KR NIDA CORPORATION	HANDHELD RADIOS	BURBANK HIGH SCHOOL	010	$3,954.80
25004282	SOUTHWINDS TRANSPORTATION	STUDENT TRANSPORTATION; DISCOVERY CUBE; GIFT FUNDS	MILLER ELEMENTARY	010	$1,681.20
25004283	SOUTHWINDS TRANSPORTATION	STUDENT TRANSPORTATION; LA ZOO; GIFT FUNDS	MILLER ELEMENTARY	010	$1,631.20
25004284	SOUTHWINDS TRANSPORTATION	STUDENT TRANSPORTATION; CABRILLO MARINE AQUARIUM; GIFT FUNDS	MILLER ELEMENTARY	010	$511.85
25004285	LIBRE SCHOOL SERVICES	STUDENT TRANSPORTATION; CABRILLO MARINE AQUARIUM; GIFT FUNDS	MILLER ELEMENTARY	010	$775.00
25004286	SOUTHEAST LOCK SUPPLY LLC	CLASSROOM SUPPLIES; ACCOUNTS RECEIVABLE FUNDS	MUIR MIDDLE SCHOOL	010	$8,132.80
25004287	MB DANCE INC	CONSULTANT AGREEMENT; DANCE INSTRUCTION; GIFT FUNDS; BOARD APPROVED 4/17/25	PROVIDENCIA ELEMENTARY	010	$5,450.00
25004288	SPECIAL EDUCATION PARENTS	REIMBURSEMENT TO PARENT FOR VARIOUS STUDENT ASSESSMENT AND PROGRAMS; SPECIAL EDUCATION FUNDS; BOARD APPROVED 4/17/25	SPECIAL EDUCATION	010	$19,959.56

BURBANK UNIFIED SCHOOL DISTRICT

Purchase Order Board Detail Report

Board Meeting Date: June 05, 2025

PO Number	Vendor	Description	Site	Fund	Total Amount
25004290	GREAT LAKES SPORTS	PLAYGROUND SUPPLIES; TITLE I FUNDS	DISNEY ELEMENTARY	010	$594.69
25004291	KR NIDA CORPORATION	COMMUNICATIONS EQUIPMENT AND SUPPLIES	BURBANK HIGH SCHOOL	010	$1,786.16
25004292	IDR ENVIRONMENTAL SERVICES	HAZARDOUS WASTE DISPOSAL; ON-GOING AND MAJOR MAINTENANCE FUNDS	FACILITIES SERVICES	010	$754.35
25004293	CROWN AWARDS	STUDENT AWARD	PROVIDENCIA ELEMENTARY	010	$266.02
25004294	REALLY GOOD STUFF LLC	FURNITURE; TITLE I FUNDS	DISNEY ELEMENTARY	010	$301.19
25004295	APPLE COMPUTER ED SALES	COMPUTER EQUIPMENT; TITLE III-LEP STUDENT PROGRAM FUNDS	ROOSEVELT ELEMENTARY	010	$1,523.99
25004296	OUTLOOK NEWSPAPERS	ADVERTISING FOR BOND COMMITTEE; BOND FUNDS	BUSINESS OFFICE	210	$960.00
25004297	ULINE - Attn: ACCOUNTS RECEIVABLES	CUSTODIAL SUPPLIES; ADULT EDUCATION-BLOCK GRANT	BURBANK ADULT SCHOOL	110	$253.74
25004298	DEPARTMENT OF GENERAL SERVICE	DSA FEES FOR HORACE MANN; BOND FUND	FACILITIES SERVICES	213	$23,898.33
25004299	BURBANK PRINTING	PHOTO BACKDROP FOR PROMOTION; GIFT FUNDS	MC KINLEY ELEMENTARY	010	$437.93
25004300	BRIC FOUNDATION	FIELD TRIP ADMISSION; CTEI GRANT	BURBANK HIGH SCHOOL	010	$2,535.00
25004301	KR NIDA CORPORATION	COMMUNICATION EQUIPMENT AND SUPPLIES; ON-GOING AND MAJOR MAINTENANCE FUNDS	FACILITIES SERVICES	010	$4,622.10
25004302	AREY JONES EDUCATIONAL SOLUTIONS	COMPUTER EQUIPMENT; LCFF SUPPLEMENTAL FUNDING	DISNEY ELEMENTARY	010	$14,151.49
25004303	AMAZON CAPITAL SERVICES	OFFICE SUPPLIES; SPECIAL EDUCATION FUNDS	SPECIAL EDUCATION	010	$107.26
25004304	SHOWCHOIRSTOCK.COM	CHOIR SUPPLIES	BURBANK HIGH SCHOOL	010	$2,775.00
25004305	MAUREEN T PALACIOS	BOOKS; GIFT FUNDS	JOHN BURROUGHS HIGH SCHOOL	010	$578.73
25004306	MNSON WESTERN, LLC	TESTING MATERIALS	SPECIAL EDUCATION	010	$2,637.13
25004307	WILLIAM V MACGILL & COMPANY	HEALTH SUPPLIES; TITLE I FUNDS	DISNEY ELEMENTARY	010	$132.90
25004308	HEGGERTY PHONEMIC AWARENESS	INSTRUCTIONAL MATERIALS; TITLE I FUNDS	DISNEY ELEMENTARY	010	$98.35
25004309	US BANK NATIONAL ASSOCIATION	BOOKS; GIFT FUNDS	JEFFERSON ELEMENTARY	010	$0.01
25004310	AVANESIAN, ELLIN	REIMBURSEMENT TO CURRICULUM SPECIALIST FOR BOOKS AND CLASSROOM SUPPLIES; GIFT FUNDS	JEFFERSON ELEMENTARY	010	$604.92
25004311	ALL AMERICAN TROPHY & ENGRAVING CO	STUDENT AWARDS; GIFT FUNDS	MC KINLEY ELEMENTARY	010	$103.40
25004312	BULK BOOKSTORE	BOOKS; TITLE I FUNDS	DISNEY ELEMENTARY	010	$497.53
25004313	BULK BOOKSTORE	BOOKS; TITLE I FUNDS	DISNEY ELEMENTARY	010	$335.92
25004314	OFFICE DEPOT/ BUSINESS SERVICES DIVISION	CLASSROOM SUPPLIES; TITLE I FUNDS	MUIR MIDDLE SCHOOL	010	$146.89

BURBANK UNIFIED SCHOOL DISTRICT

Fiscal Year: 2025

Purchase Order Board Detail Report

Board Meeting Date: June 05, 2025

PO Number	Vendor	Description	Site	Fund	Total Amount
25004315	SOUTHWEST SCHOOL & OFFICE SUPPLY	CLASSROOM SUPPLIES; GIFT FUNDS	ROOSEVELT ELEMENTARY	010	$220.56
25004316	AUNTIE M CREATIVE CONSULTANTS INC	CONSULTANT AGREEMENT; SOUND SERVICE; BOARD APPROVED 5/15/25	JOHN BURROUGHS HIGH SCHOOL	010	$8,135.50
25004317	THE FITNESS MECHANICS INC	EQUIPMENT REPAIRS; GIFT FUNDS	BURBANK HIGH SCHOOL	010	$4,224.55
25004318	TOTAL CORPORATE SECURITY LLC	SECURITY SERVICES	INSTRUCTIONAL SERVICES	010	$4,158.00
25004319	SWEETWATER SOUND INC	MUSICAL INSTRUMENTS; AMS FUNDS	MUIR MIDDLE SCHOOL	010	$3,613.35
25004320	BURBANK PRINTING	HEALTH FOLDERS	WAREHOUSE	010	$1,979.06
25004321	ROSE BRAND	FC 2425-038; RPLACE STAGE CURTAINS AT BURBANK HIGH SCHOOL; DEFERRED MAINTENANCE FUNDS	FACILITIES SERVICES	140	$40,597.14
25004322	AMAZON CAPITAL SERVICES	CLASSROOM SUPPLIES	DOLORES HUERTA MIDDLE SCHOOL	010	$419.84
25004324	AMAZON CAPITAL SERVICES	CLASSROOM SUPPLIES; TITLE III IMMIGRANT EUCATION FUNDS	JOHN BURROUGHS HIGH SCHOOL	010	$940.43
25004325	AMAZON CAPITAL SERVICES	CLASSROOM SUPPLIES; GIFT FUNDS	MILLER ELEMENTARY	010	$126.75
25004326	AMAZON CAPITAL SERVICES	CLASSROOM SUPPLIES; GIFT FUNDS	ROOSEVELT ELEMENTARY	010	$481.21
25004327	AMAZON CAPITAL SERVICES	CLASSROOM SUPPLIES; AMS AND TITLE I FUNDS	DISNEY ELEMENTARY	010	$1,179.68
25004328	AMAZON CAPITAL SERVICES	CLASSROOM SUPPLIES	MUIR MIDDLE SCHOOL	010	$308.20
25004329	AMAZON CAPITAL SERVICES	CLASSROOM SUPPLIES; TITLE I FUNDS	DISNEY ELEMENTARY	010	$138.79
25004330	AMAZON CAPITAL SERVICES	CLASSROOM SUPPLIES; GIFT FUNDS	MILLER ELEMENTARY	010	$113.60
25004331	AMAZON CAPITAL SERVICES	CLASSROOM SUPPLIES; GIFT FUNDS	MILLER ELEMENTARY	010	$114.74
25004332	AMAZON CAPITAL SERVICES	CLASSROOM SUPPLIES; GIFT FUNDS	MILLER ELEMENTARY	010	$107.69
25004333	TOTAL APPTITUDE	SOFTWARE LICENSE; TITLE I FUNDS	MC KINLEY ELEMENTARY	010	$996.00
25004334	AMAZON CAPITAL SERVICES	BOOKS AND CLASSROOM SUPPLIES; TITLE I AND AMS FUNDS	DISNEY ELEMENTARY	010	$3,003.48
25004335	AMAZON CAPITAL SERVICES	CLASSROOM SUPPLIES; AMS FUNDS	DISNEY ELEMENTARY	010	$967.35
25004336	AMAZON CAPITAL SERVICES	CLASSROOM SUPPLIES; TITLE I AND AMS FUNDS	DISNEY ELEMENTARY	010	$259.76
25004337	AMAZON CAPITAL SERVICES	FURNITURE AND CLASSROOM SUPPLIES; GIFT FUNDS	MILLER ELEMENTARY	010	$461.80
25004338	AMAZON CAPITAL SERVICES	BOOKS AND CLASSROOM SUPPLIES; GIFT FUNDS	EMERSON ELEMENTARY	010	$820.70
25004339	AMAZON CAPITAL SERVICES	BOOKS AND CLASSROOM SUPPLIES; TITLE I FUNDS	DISNEY ELEMENTARY	010	$433.45
25004340	AMAZON CAPITAL SERVICES	BOOKS AND CLASSROOM SUPPLIES; TITLE I AND AMS FUNDS	DISNEY ELEMENTARY	010	$400.78
25004341	AMAZON CAPITAL SERVICES	CLASSROOM SUPPLIES; AMS FUNDS	LUTHER BURBANK MIDDLE SCHOOL	010	$61.07

BURBANK UNIFIED SCHOOL DISTRICT

Purchase Order Board Detail Report

Board Meeting Date: June 05, 2025

PO Number	Vendor	Description	Site	Fund	Total Amount
25004342	AMAZON CAPITAL SERVICES	CLASSROOM SUPPLIES; GIFT FUNDS	JEFFERSON ELEMENTARY	010	$272.24
25004343	AMAZON CAPITAL SERVICES	FACILITY REPAIR MATERIALS; ON-GOING AND MAJOR MAINTENANCE FUNDS	FACILITIES SERVICES	010	$378.76
25004344	AMAZON CAPITAL SERVICES	CLASSROOM SUPPLIES; TITLE I FUNDS	DISNEY ELEMENTARY	010	$603.60
25004345	AMAZON CAPITAL SERVICES	CLASSROOM SUPPLIES; GIFT FUNDS	MILLER ELEMENTARY	010	$511.77
25004346	AMAZON CAPITAL SERVICES	CLASSROOM SUPPLIES; GIFT FUNDS	MILLER ELEMENTARY	010	$103.66
25004347	AMAZON CAPITAL SERVICES	CLASSROOM SUPPLIES; GIFT FUNDS	MILLER ELEMENTARY	010	$438.97
25004348	AMAZON CAPITAL SERVICES	FURNITURE AND OFFICE SUPPLIES	BURBANK HIGH SCHOOL	010	$432.82
25004349	AMAZON CAPITAL SERVICES	PLAYGROUND AND CLASSROOM SUPPLIES; GIFT FUNDS	WASHINGTON ELEMENTARY	010	$294.92
25004350	AMAZON CAPITAL SERVICES	CLASSROOM SUPPLIES; SPECIAL EDUCATION FUNDS	EMERSON ELEMENTARY	010	$129.10
25004351	AMAZON CAPITAL SERVICES	CLASSROOM SUPPLIES; AMS FUNDS	BURBANK HIGH SCHOOL	010	$1,500.20
25004352	LAKESHORE CURRICULUM MATERIAL	CLASSROOM SUPPLIES; TITLE I FUNDS	DISNEY ELEMENTARY	010	$272.80
25004353	LAKESHORE CURRICULUM MATERIAL	CLASSROOM SUPPLIES; TITLE I FUNDS	DISNEY ELEMENTARY	010	$898.48
25004354	APPLE COMPUTER ED SALES	COMPUTER EQUIPMENT; AMS FUNDS	BURBANK HIGH SCHOOL	010	$49,678.41
25004355	CDW-G - COMPUTER DISCOUNT WHSE	AUDIO VISUAL EQUIPMENT; TITLE I FUNDS	DISNEY ELEMENTARY	010	$262.24
25004356	US BANK NATIONAL ASSOCIATION	FOOD FOR EVENT; CTE FUNDS	INSTRUCTIONAL SERVICES	010	$407.78
25004357	US BANK NATIONAL ASSOCIATION	FOOD FOR EVENT; CTE FUNDS	INSTRUCTIONAL SERVICES	010	$868.48
25004358	SCN WORLDWIDE LLC	TESTING MATERIALS	JOHN BURROUGHS HIGH SCHOOL	010	$7,311.80
25004359	US BANK NATIONAL ASSOCIATION	STUDENT TRANSPORTATION; WARNER BROTHERS STUDIO; K-12 STRONG WORKFORCE GRANT	MONTEREY HIGH SCHOOL	010	$925.29
25004360	FLOSI, LAURA	CLASSROOM SUPPLIES; ELOP FUNDS	CHILD DEVELOPMENT SERVICES	010	$53.00
25004361	IXL LEARNING	SOFTWARE LICENSE; TITLE I FUNDS	DOLORES HUERTA MIDDLE SCHOOL	010	$13,851.25
25004362	ACADEMIC ENTERTAINMENT, INC.	CONSULTANT AGREEMENT; STUDENT ASSEMBLY; GIFT FUNDS; BOARD APPROVED 5/1/25	EMERSON ELEMENTARY	010	$2,400.00
25004363	VENTRIS LEARNING	INSTRUCTIONAL MATERIALS; LCFF SUPPLEMENTAL FUNDS	WASHINGTON ELEMENTARY	010	$826.00
25004364	US BANK NATIONAL ASSOCIATION	CLASSROOM SUPPLIES; LCFF SUPPLEMENTAL FUNDS	WASHINGTON ELEMENTARY	010	$687.86
25004365	ALL AMERICAN TROPHY & ENGRAVING CO	PLAQUES AND AWARDS; FILM LA FUNDS	LUTHER BURBANK MIDDLE SCHOOL	010	$811.62

BURBANK UNIFIED SCHOOL DISTRICT

Fiscal Year: 2025

Purchase Order Board Detail Report

Board Meeting Date: June 05, 2025

PO Number	Vendor	Description	Site	Fund	Total Amount
25004366	HEGGERTY PHONEMIC AWARENESS	BOOKS; LCFF SUPPLEMENTAL FUNDS	WASHINGTON ELEMENTARY	010	$1,898.37
25004367	HOME TRAINING TOOLS, LTD	CLASSROOM SUPPLIES; GIFT FUNDS	MUIR MIDDLE SCHOOL	010	$545.48
25004368	ARROW RESTAURANT EQUIPMENT	BID 2425-021; COOKING EQUIPMENT AT VARIOUS SITES; CHILD NUTRITION SCHOOL PROGRAM FUNDS; BOARD APPROVED 3/27/25	FOOD SERVICES	130	$503,371.76
25004369	ADAMS, ANDRIA L.	REIMBURSEMENT TO TEACHER FOR COSTUMES; GIFT FUNDS	MILLER ELEMENTARY	010	$126.10
25004370	REGAN, DANI	REIMBURSEMENT TO BOOSTER CLUB PRESIDENT FOR FUNDRAISER PRIZES; GIFT FUNDS	MILLER ELEMENTARY	010	$167.32
25004371	CRUZ, EVELYN	REIMBURSEMENT TO BIA FOR PARKING; SPECIAL EDUCATION FUNDS	SPECIAL EDUCATION	010	$20.00
25004372	KNOOP, JULIE	REIMBURSEMENT TO TEACHER FOR SCIENCE SUPPLIES; LEARNING RECOVERY SUPPORT FUNDS	JOHN BURROUGHS HIGH SCHOOL	010	$33.28
25004373	YU, PEGGY	REIMBURSEMENT TO TEACHER FOR INSTRUCTIONAL SUPPIES; GIFT FUNDS	JEFFERSON ELEMENTARY	010	$41.75
25004374	ZECENA-RUBIO, DEBORA	REIMBURSEMENT TO TEACHER FOR ART SUPPLIES	DOLORES HUERTA MIDDLE SCHOOL	010	$207.65
25004375	PACINO, LORI	REIMBURSEMENT TO ASSISTANT PRINCIPAL FOR STAFF APPRECIATION	MUIR MIDDLE SCHOOL	010	$563.47
25004376	BOWERS, LUCIA	REIMBURSEMENT TO TITLE I COORDINATOR FOR INSTRUCTIONAL MATERIALS AND INCENTIVES; TITLE I FUNDS	LUTHER BURBANK MIDDLE SCHOOL	010	$108.55
25004377	GERONIMO, EDGARDO	REIMBURSEMENT TO TEACHER FOR CULINARY SUPPLIES	DOLORES HUERTA MIDDLE SCHOOL	010	$86.87
25004378	GRIMSHAW, DENA	REIMBURSEMENT TO TOSA FOR FOOD FOR OFFICE APPRECIATION	DOLORES HUERTA MIDDLE SCHOOL	010	$200.94
25004379	CZERWINSKI, JAMES	REIMBURSEMENT TO TEACHER FOR ART SUPPLIES	MUIR MIDDLE SCHOOL	010	$27.51
25004380	DIDONATO, CASEY	REIMBURSEMENT TO CAMPUS SUPERVISOR FOR GARDENING TOOLS; GIFT FUNDS	MUIR MIDDLE SCHOOL	010	$34.23
25004381	BENTLEY, JAMES	REIMBURSEMENT TO TEACHER FOR INSTRUCTIONAL SUPPLIES	BURBANK HIGH SCHOOL	010	$367.05
25004382	RUSSO, AMBER	REIMBURSEMENT TO PARENT VOLUNTEER FOR FUNDRAISER RENTALS; GIFT FUNDS	STEVENSON ELEMENTARY	010	$579.30
25004383	PAIGE, DELLA	REIMBURSEMENT TO LEAD CUSTODIAN FOR EMPLOYEE APPRECIATION FOOD AND GIFTS	DOLORES HUERTA MIDDLE SCHOOL	010	$190.01
25004384	BARZEGAR, NARINEH	REIMBURSEMENT TO PRINCIPAL FOR FOOD FOR STAFF APPRECIATION; GIFT FUNDS	BURBANK HIGH SCHOOL	010	$201.83
25004385	EVERHART, GREGORY	REIMBURSEMENT TO TEACHER FOR FOOD FOR EVENT	INSTRUCTIONAL SERVICES	010	$222.83
25004386	QUITERIO, CINDY	REIMBURSEMENT TO EXECUTIVE ASSISTANT TO THE BOARD FOR FLOWERS	SUPERINTENDENT ´S OFFICE	010	$47.50

BURBANK UNIFIED SCHOOL DISTRICT

Purchase Order Board Detail Report

Board Meeting Date: June 05, 2025

PO Number	Vendor	Description	Site	Fund	Total Amount
25004387	CAUBLE, MAYA	REIMBURSEMENT TO FUNDRAISING COMMITTEE PRESIDENT FOR PARTY FAVORS; GIFT FUNDS	EMERSON ELEMENTARY	010	$49.73
25004388	WALTER, MARTHA	REIMBURSEMENT TO PRINCIPAL FOR FOOD FOR OPEN HOUSE	BRET HARTE ELEMENTARY	010	$18.91
25004389	FARBER, MICHAEL	REIMBURSEMENT TO ASSISTANT PRINCIPAL FOR TRAVEL MEALS	BURBANK HIGH SCHOOL	010	$119.35
25004390	MB DANCE INC	CONSULTANT AGREEMENT; DANCE INSTRUCTION; GIFT FUNDS; BOARD APPROVED 3/27/25	DISNEY ELEMENTARY	010	$7,650.00
25004391	MOVSESSIAN, ARIN	REIMBURSEMENT TO TEACHER FOR TRAVEL EXPENSES; CTE FUNDS	BURBANK HIGH SCHOOL	010	$340.59
25004392	VEZINA, DAVID	REIMBURSEMENT TO TEACHER FOR TRAVEL EXPENSES; CTE FUNDS	JOHN BURROUGHS HIGH SCHOOL	010	$265.33
25004393	MENDEZ, GERARDO	REIMBURSEMENT TO TEACHER FOR TRAVEL EXPENSES; CTE FUNDS	JOHN BURROUGHS HIGH SCHOOL	010	$477.26
25004394	DE ARMENDI, MOLLYE	REIMBURSEMENT TO PTA PRESIDENT FOR STUDENT AWARDS; GIFT FUNDS	MILLER ELEMENTARY	010	$196.32
25004395	MCDERMOTT, MATT	REIMBURSEMENT TO TEACHER FOR TRAVEL MEALS; CTE FUNDS	BURBANK HIGH SCHOOL	010	$181.34
25004396	EDGE, ALYSON	REIMBURSEMENT TO TEACHER ON SPECIAL ASSIGNMENT FOR TRAVEL EXPENSES; CTE FUNDS	BURBANK HIGH SCHOOL	010	$95.37
25004397	OLIVEROS, MARICAR	REIMBURSEMENT TO PARENT VOLUNTEER FOR FOOD FOR TEACHER APPRECIATION; GIFT FUNDS	WASHINGTON ELEMENTARY	010	$1,000.00
25004398	ARMES, DEBORAH	REIMBURSEMENT TO TEACHER FOR SUPPLIES FOR EVENT; GIFT FUNDS	PROVIDENCIA ELEMENTARY	010	$317.50
25004399	CARREON NURSERY	PLANTS FOR MUIR SERVICE DAY; GIFT FUNDS	MUIR MIDDLE SCHOOL	010	$3,938.22
25004400	US BANK NATIONAL ASSOCIATION	FURNITURE	BURBANK HIGH SCHOOL	010	$2,541.17
25004401	4AP HOLDINGS INC.	STUDENT AWARD; GIFT FUNDS	MILLER ELEMENTARY	010	$212.60
25004402	ROSTAMI, LERNIK	REIMBURSEMENT TO PTA VOLUNTEER FOR FUNDRAISER PRIZES; GIFT FUNDS	MILLER ELEMENTARY	010	$1,230.10
25004403	APPLE COMPUTER ED SALES	APPLE APP CREDIT VOUCHER; SPECIAL EDUCATION FUNDS	SPECIAL EDUCATION	010	$20,000.00
25004404	WILDLIFE LEARNING CENTER	CONSULTANT AGREEMENT; WILDLIFE PRESENTATION; ELOP FUNDS; BOARD APPROVED 10/17/024	CHILD DEVELOPMENT SERVICES	010	$1,455.01
25004405	MB DANCE INC	CONSULTANT AGREEMENT; DANCE INSTRUCTION; AMS FUNDS; BOARD APPROVED 4/17/25	BRET HARTE ELEMENTARY	010	$5,525.00
25004406	MOOS, STEVEN EDWARD	CONSULTANT AGREEMENT; HISTORY PRESENTATION; BOARD APPROVED	MUIR MIDDLE SCHOOL	010	$2,200.00
25004407	PERMA-BOUND A DIV OF HERTZBERG-NEW METHOD	BOOKS; TITLE I FUNDS	MUIR MIDDLE SCHOOL	010	$4,531.23
25004408	DEPARTMENT OF SOCIAL SERVICES	LICENSING FEE; CALIFORNIA STATE PRESCHOOL PROGRAM FUNDS	CHILD DEVELOPMENT SERVICES	120	$242.00

BURBANK UNIFIED SCHOOL DISTRICT

Purchase Order Board Detail Report

Board Meeting Date: June 05, 2025

PO Number	Vendor	Description	Site	Fund	Total Amount
25004409	AMAZON CAPITAL SERVICES	2024-25 BLANKET ORDER; CLASSROOM AND OFFICE SUPPLIES; MEDI-CAL FUNDS	SPECIAL EDUCATION	010	$3,000.00
25004410	AMAZON CAPITAL SERVICES	CLASSROOM SUPPLIES; GIFT FUNDS	BRET HARTE ELEMENTARY	010	$419.89
25004411	AMAZON CAPITAL SERVICES	CLASSROOM SUPPLIES; TITLE III - LEP FUNDS	JOHN BURROUGHS HIGH SCHOOL	010	$648.01
25004412	AMAZON CAPITAL SERVICES	CLASSROOM SUPPLIES; TITLE III - LEP FUNDS	JOHN BURROUGHS HIGH SCHOOL	010	$1,365.28
25004413	AMAZON CAPITAL SERVICES	CLASSROOM SUPPLIES; GENERAL AND SPECIAL EDUCATION FUNDS	JOHN BURROUGHS HIGH SCHOOL	010	$483.29
25004414	AMAZON CAPITAL SERVICES	CLASSROOM SUPPLIES; AMS AND GENERAL FUNDS	BURBANK HIGH SCHOOL	010	$2,823.74
25004415	AMAZON CAPITAL SERVICES	CLASSROOM SUPPLIES; GIFT FUNDS	MILLER ELEMENTARY	010	$251.84
25004416	AMAZON CAPITAL SERVICES	CLASSROOM SUPPLIES; SPECIAL EDUCATION FUNDS	DOLORES HUERTA MIDDLE SCHOOL	010	$101.72
25004417	AMAZON CAPITAL SERVICES	BOOKS; TITLE I FUNDS	MUIR MIDDLE SCHOOL	010	$1,017.85
25004418	AMAZON CAPITAL SERVICES	CLASSROOM SUPPLIES	BURBANK HIGH SCHOOL	010	$389.45
25004419	STUDIES WEEKLY INC	E-BOOKS; TITLE I FUNDS	DISNEY ELEMENTARY	010	$1,160.70
25004420	KOVESDY, ANDRAS	REIMBURSEMENT TO TEACHER FOR CLASSROOM SUPPLIES; SPECIAL EDUCATION FUNDS	EMERSON ELEMENTARY	010	$303.09
25004421	CENTER FOR THE COLLABORATIVE CLASSROOM	BOOKS AND SOFTWARE LICENSE; TITLE I FUNDS	MUIR MIDDLE SCHOOL	010	$3,429.52
25004422	AREY JONES EDUCATIONAL SOLUTIONS	COMPUTER EQUIPMENT; SPECIAL EDUCATION FUNDS	SPECIAL EDUCATION	010	$24,951.12
25004423	EPICOR SOFTWARE CORPORATION	SOFTWARE LICENSE; BOARD APPROVED 6/20/24	TECHNOLOGY SERVICES	010	$3,078.40
25004424	DECKER EQUIPMENT/SCHOOL FIX	CLASSROOM SUPPLIES; GIFT FUNDS	JEFFERSON ELEMENTARY	010	$236.41
25004425	CONNECTING CULTURES MOBILE MUSEUM	CONSULTANT AGREEMENT; ON-CAMPOUS MOBILE MUSEUM; TITLE I FUNDS; BOARD APPROVED 3/6/25	DOLORES HUERTA MIDDLE SCHOOL	010	$2,000.00
25004426	PALI INSTITUTE	DEPOSIT FOR OSS; GIFT FUNDS	EDISON ELEMENTARY	010	$1,500.00
25004427	KAMI	SOFTWARE LICENSES; SPECIAL EDUCATION FUNDS	SPECIAL EDUCATION	010	$128,385.00
25004428	LAKESHORE CURRICULUM MATERIAL	CLASSROOM SUPPLIES; SPECIAL EDUCATION FUNDS	EMERSON ELEMENTARY	010	$441.19
25004429	CDW-G - COMPUTER DISCOUNT WHSE	CLASSROOM SUPPLIES	BRET HARTE ELEMENTARY	010	$265.98
25004430	SWARTZ, DANIEL	REIMBURSEMENT TO TEACHER FOR CLASSROOM SUPPLIES; GIFT FUNDS	MUIR MIDDLE SCHOOL	010	$91.38
25004431	PEARSON EDUCATION, INC.	BOOKS; ADULT ED GENERAL APPORTIONMENT FUNDS	BURBANK ADULT SCHOOL	110	$1,261.67
25004432	MNSON WESTERN, LLC	TESTING MATERIALS; SPED - IDEA MENTAL HEALTH	SPECIAL EDUCATION	010	$1,203.35

BURBANK UNIFIED SCHOOL DISTRICT

Purchase Order Board Detail Report

Board Meeting Date: June 05, 2025

PO Number	Vendor	Description	Site	Fund	Total Amount
25004433	MORHIL GROUP, INC	CUSTOM CLOTHING; FILM LA FUNDS	FACILITIES SERVICES	010	$12,450.27
25004434	US BANK NATIONAL ASSOCIATION	BUS TRANSPORTATION FOR FAMILIES IN TRANSIT; TITLE I FUNDS	Student Services	010	$200.00
25004435	DIFFIT INC.	SOFTWARE LICENSE; SPECIAL EDUCATION FUNDS	SPECIAL EDUCATION	010	$64,795.50
25004436	US BANK NATIONAL ASSOCIATION	PLAYGROUND SUPPLIES; SPECIAL EDUCATION FUNDS	SPECIAL EDUCATION	010	$61.19
25004437	GARLAND/DBS INC	ROOFING MATERIALS; BOND FUNDS; BOARD APPROVED 4/17/25	FACILITIES SERVICES	213	$21,381.16
25004438	ASSOCIATION OF CALIFORNIA SCHOOL ADMINISTRATORS	BANQUET RESERVATION	SUPERINTENDENT ´S OFFICE	010	$65.00
25004439	HUBBELL, STEVEN	REIMBURSEMENT TO PRINCIPAL FOR DECORATIONS FOR PROMOTION	LUTHER BURBANK MIDDLE SCHOOL	010	$200.00
25004440	MARANDO, SHANNON	REIMBURSEMENT TO COLLEGE CAREER TECH FOR OFFICE SUPPLIES	JOHN BURROUGHS HIGH SCHOOL	010	$47.50
25004441	PEARSON ASSESSMENT	TESTING MATERIALS	SPECIAL EDUCATION	010	$580.00
25004442	BROWNGARDT, KRISTINA	REIMBURSEMENT TO VOLUNTEER FOR FOOD FOR EVENT; GIFT FUNDS	STEVENSON ELEMENTARY	010	$260.62
25004443	MILLER, GREG	REIMBURSEMENT TO PRINCIPAL FOR FOOD FOR EVENT; GIFT FUNDS	MUIR MIDDLE SCHOOL	010	$88.00
25004444	PACINO, LORI	REIMBURSEMENT TO ASSISTANT PRINCIPAL FOR FOOD AND SUPPLIES FOR EVENT; GIFT FUNDS	MUIR MIDDLE SCHOOL	010	$845.91
25004445	DIDONATO, CASEY	REIMBURSEMENT TO CAMPUS SUPERVISOR FOR EVENT SUPPLIES; GIFT FUNDS	MUIR MIDDLE SCHOOL	010	$29.85
25004446	HOWARD, COREY	REIMBURSEMENT TO ASSISTATN PRINCIPAL FOR FOOD FOR EVENT; GIFT FUNDS	MUIR MIDDLE SCHOOL	010	$938.37
25004447	HUIZAR, ELLEN	REIMBURSEMENT TO COUSELOR FOR OFFICE SUPPLIES	MUIR MIDDLE SCHOOL	010	$68.81
25004448	VARGAS, WENDY	REIMBURSEMENT TO ASSISTANT PRINCIPAL FOR FOOD FOR EVENT; GIFT FUNDS	MUIR MIDDLE SCHOOL	010	$143.50
25004449	PEREZ, LUIS	REIMBURSEMENT TO BEHAVIORAL INTERVENTION ASSISTANT FOR PARKING DURING SERVICE; SPECIAL EDUCATION FUNDS	SPECIAL EDUCATION	010	$16.00
25004450	BROOKS, MARY	REIMBURSEMENT TO PROGRAM TECH FOR FOOD FOR EVENT	MUIR MIDDLE SCHOOL	010	$20.48
25004451	ASKERNEESE, ANNE	REIMBURSEMENT TO TEACHER FOR CLASSROOM SUPPLIES; GIFT FUNDS	STEVENSON ELEMENTARY	010	$99.17
25004452	RUSSON, ROBYN	REIMBURSEMENT TO TEACHER FOR INSTRUCTIONAL SUPPLIES	JOHN BURROUGHS HIGH SCHOOL	010	$175.00
25004454	MUSCO CORPORATION	ANNUAL WIRELESS CONTROL FEES FOR STADIUM LIGHTING; ON-GOING AND MAJOR MAINTENANCE FUNDS	FACILITIES SERVICES	010	$475.00
25004455	SMARDAN SUPPLY BURBANK	BOTTLE FILLING STATION; ON-GOING AND MAJOR MAINTENANCE FUNDS	FACILITIES SERVICES	010	$1,838.34

BURBANK UNIFIED SCHOOL DISTRICT

Purchase Order Board Detail Report

Board Meeting Date: June 05, 2025

PO Number	Vendor	Description	Site	Fund	Total Amount
25004456	VISTA HIGHER LEARNING	TEXTBOOKS; LOTTERY FUNDS	BURBANK HIGH SCHOOL	010	$270.35
25004457	JOHNSTONE SUPPLY	AIR CONDITIONING EQUIPMENT; DEFERRED MAINTENANCE FUND	FACILITIES SERVICES	140	$4,102.16
25004458	AMAZON CAPITAL SERVICES	FACILITY REPAIR MATERIALS; UNRESTRICTED MAINTENANCE FUNDS	FACILITIES SERVICES	010	$166.04
25004459	AMAZON CAPITAL SERVICES	CLASSROOM SUPPLIES; TITLE I FUNDS	MILLER ELEMENTARY	010	$151.47
25004460	AMAZON CAPITAL SERVICES	FACILITY REPAIR MATERIALS; ON-GOING AND MAJOR MAINTENANCE FUNDS	FACILITIES SERVICES	010	$762.75
25004461	B & H FOTO & ELECTRONICS CORP	CLASSROOM SUPPLIES; PERKINS GRANT	JOHN BURROUGHS HIGH SCHOOL	010	$1,971.76
25004462	B & H FOTO & ELECTRONICS CORP	CLASSROOM SUPPLIES	JOHN BURROUGHS HIGH SCHOOL	010	$784.55
25004463	US BANK NATIONAL ASSOCIATION	KITCHEN EQUIPMENT; K12 STRONG WORKFORCE GRANT	FACILITIES SERVICES	010	$2,385.70
25004464	BOX CARS AND ONE-EYED JACKS, INC	CONSULTANT AGREEMENT; FAMILY NIGHT PARENT WORKSHOP; TITLE I FUNDS; BOARD APPROVED 4/3/25	MILLER ELEMENTARY	010	$2,040.00
25004465	AMAZON CAPITAL SERVICES	2024-25 BLANKET ORDER; CLASSROOM AND OFFICE SUPPLIES; ELOP FUNDS	CHILD DEVELOPMENT SERVICES	010	$15,000.00
25004466	PATRICK J SIMMONS	CONSULTANT AGREEMENT; SCIENCE INSTRUCTION; GIFT FUNDS; BOARD APPROVED 4/3/25	MILLER ELEMENTARY	010	$7,840.00
25004467	MEADOWS, ALISON	REIMBURSEMENT TO FRC VOLUNTEER FOR TEACHER APPRECIATION LUNCH; GIFT FUNDS	EDISON ELEMENTARY	010	$533.54
25004468	RYAN HEWSON	REIMBURSEMENT TO PTA MEMBER FOR OUTDOOR FURNITURE; GIFT FUNDS	EDISON ELEMENTARY	010	$7,990.63
25004469	SOUTHWEST SCHOOL & OFFICE SUPPLY	2024-25 BLANKET ORDER; CLASSROOM AND OFFICE SUPPLIES	CHILD DEVELOPMENT SERVICES	010	$15,000.00
25004470	ETTERBEEK, BRENDA	REIMBURSEMENT TO TEACHER FOR CLASSROOM SUPPLIES; AMS FUNDS	EDISON ELEMENTARY	010	$57.03
25004471	VARMA, ARTI	REIMBURSEMENT TO TEACHER FOR CLASSROOM SUPPLIES	BRET HARTE ELEMENTARY	010	$29.99
25004472	CAUBLE, MAYA	REIMBURSEMENT TO FUNDRAINING COMMITTEE PRESIDENT FOR SUPPLIES FOR EVENT; GIFT FUNDS	EMERSON ELEMENTARY	010	$35.99
25004473	PAMPERIN, MELISSA	REIMBURSEMENT TO TEACHER FOR DRAMA SUPPLIES; GIFT FUNDS	MILLER ELEMENTARY	010	$240.66
25004474	S & S WORLDWIDE	PLAYGROUND SUPPLIES; SPECIAL EDUCATION FUNDS	SPECIAL EDUCATION	010	$408.74
25004475	WILLIAMS-BAER, MAUREEN	REIMBURSEMENT TO OFFICE ASSISTANT FOR VOLUNTEER APPRECIATION GIFTS; GIFT FUNDS	EMERSON ELEMENTARY	010	$50.82
25004476	ERISMAN, LAURA	REIMBURSEMENT TO ADMINISTRATIVE SECRETARY FOR CERTIFICATE HOLDERS FOR AWARDS	INSTRUCTIONAL SERVICES	010	$135.75

BURBANK UNIFIED SCHOOL DISTRICT

Purchase Order Board Detail Report

Board Meeting Date: June 05, 2025

PO Number	Vendor	Description	Site	Fund	Total Amount
		PO Count:	**380**	**Total:**	**$2,662,332.83**

BURBANK UNIFIED SCHOOL DISTRICT

Fiscal Year: 2025

Purchase Order Board Detail Report

Board Meeting Date: June 05, 2025

PO Board Fund Summary

Fund	Description	PO Count	Total Fund Amount
010	General Fund - Unrestricted	355	$2,014,623.35
110	Adult Education Fund	4	$10,280.43
120	Child Development Fund	2	$726.00
130	Cafeteria Fund	1	$503,371.76
140	Deferred Maintenance Fund	3	$46,370.37
210	Building Fund	1	$960.00
213	Building Fund - 3rd Issuance	3	$46,999.49
670	Self Insurance Fund	11	$39,001.43
		380	**$2,662,332.83**

825Burbank Unified School District
Administrative Services

REPORT TO THE BOARD

TO:	Members of the Board of Education
FROM:	Andrew Cantwell, Assistant Superintendent of Administrative Services
PREPARED BY:	Mariam Abdelhamid, Ph.D., Director of Fiscal Services
SUBMITTED BY:	Terri Ramirez-Adams, Senior Administrative Assistant
DATE:	June 5, 2025
SUBJECT:	Approval of Warrants

Background:

Board policy states that the Board of Education shall approve all warrants at a regularly scheduled Board meeting.

Discussion/Issues:

Unfortunately, the effects of high staff turnover, challenges with filling vacancies in key positions and the lack of formal and documented procedures in Fiscal Services has prevented the routine approval of warrants.

With the necessary staff now in place and processes established, Fiscal Services is submitting for approval all warrants issued July 1, 2024 through April 30, 2025, and will continue to submit them on a monthly basis hereafter.

Fiscal Impact:

$82,519,844.02 (funding sources provided in attachment)

Recommendation:

Mariam Abdelhamid, Director of Fiscal Services, recommends that the Board of Education approve commercial warrants in the total amount of $82,519,844.02, issued July 1, 2024 through April 30, 2025, as presented.

Approval of Warrants: July 1, 2024 through April 30, 2025

FROM	TO	FROM	TO
21696133	21696435	07/01/2024	07/01/2024
21706973	21707024	07/08/2024	07/08/2024
21708740	21708743	07/09/2024	07/09/2024
21711492	21711531	07/10/2024	07/10/2024
21714374	21714431	07/11/2024	07/11/2024
21718466	21718490	07/12/2024	07/12/2024
21720976	21721013	07/15/2024	07/15/2024
21722999	21722999	07/16/2024	07/16/2024
21725092	21725110	07/17/2024	07/17/2024
21729594	21729663	07/19/2024	07/19/2024
21734573	21734625	07/24/2024	07/24/2024
21735868	21735871	07/25/2024	07/25/2024
21737470	21737500	07/26/2024	07/26/2024
21740149	21740189	07/30/2024	07/30/2024
21741692	21741699	07/31/2024	07/31/2024
21743222	21743249	08/01/2024	08/01/2024
21744665	21744666	08/02/2024	08/02/2024
21746170	21746203	08/05/2024	08/05/2024
21747338	21747341	08/06/2024	08/06/2024
21749211	21749237	08/07/2024	08/07/2024
21750825	21750865	08/08/2024	08/08/2024
21752485	21752503	08/09/2024	08/09/2024
21754096	21754106	08/12/2024	08/12/2024
21755675	21755707	08/13/2024	08/13/2024
21757250	21757272	08/14/2024	08/14/2024
21759083	21759096	08/15/2024	08/15/2024
21760969	21760986	08/16/2024	08/16/2024
21762647	21762651	08/19/2024	08/19/2024
21764078	21764078	08/20/2024	08/20/2024
21766047	21766047	08/21/2024	08/21/2024
21767861	21767931	08/22/2024	08/22/2024
21770065	21770071	08/23/2024	08/23/2024
21771924	21771955	08/26/2024	08/26/2024
21773364	21773367	08/27/2024	08/27/2024
21777394	21777464	08/29/2024	08/29/2024
21779548	21779551	08/30/2024	08/30/2024
21781475	21781477	09/03/2024	09/03/2024
21782886	21782914	09/04/2024	09/04/2024
21785248	21785249	09/05/2024	09/05/2024
21791592	21791664	09/10/2024	09/10/2024
21793782	21793788	09/11/2024	09/11/2024
21796149	21796190	09/12/2024	09/12/2024
21798794	21798795	09/13/2024	09/13/2024
21800782	21800783	09/16/2024	09/16/2024
21802826	21802877	09/17/2024	09/17/2024
21804993	21804993	09/18/2024	09/18/2024
21809515	21809529	09/20/2024	09/20/2024
21811401	21811404	09/23/2024	09/23/2024
21813825	21813878	09/24/2024	09/24/2024
21815734	21815738	09/25/2024	09/25/2024
21820094	21820147	09/27/2024	09/27/2024
21824957	21825019	10/01/2024	10/01/2024

Approval of Warrants: July 1, 2024 through April 30, 2025

FROM	TO	FROM	TO
21828248	21828298	10/02/2024	10/02/2024
21833218	21833221	10/04/2024	10/04/2024
21835254	21835299	10/07/2024	10/07/2024
21837765	21837788	10/08/2024	10/08/2024
21839828	21839852	10/09/2024	10/09/2024
21842239	21842239	10/10/2024	10/10/2024
21844578	21844639	10/11/2024	10/11/2024
21847053	21847075	10/15/2024	10/15/2024
21850965	21851051	10/16/2024	10/16/2024
21853435	21853435	10/17/2024	10/17/2024
21855949	21855978	10/18/2024	10/18/2024
21858514	21858514	10/21/2024	10/21/2024
21860620	21860620	10/22/2024	10/22/2024
21862650	21862650	10/23/2024	10/23/2024
21865023	21865023	10/24/2024	10/24/2024
21867084	21867084	10/25/2024	10/25/2024
21869254	21869254	10/28/2024	10/28/2024
21871612	21871662	10/29/2024	10/29/2024
21873763	21876228	10/30/2024	10/30/2024
21876228	21876228	10/31/2024	10/31/2024
21878471	21882403	11/01/2024	11/01/2024
21882403	21882403	11/05/2024	11/05/2024
21889870	21889983	11/08/2024	11/08/2024
21894755	21894755	11/13/2024	11/13/2024
21897314	21897314	11/14/2024	11/14/2024
21899960	21899960	11/15/2024	11/15/2024
21904081	21904085	11/18/2024	11/18/2024
21906498	21906498	11/19/2024	11/19/2024
21908992	21908992	11/20/2024	11/20/2024
21911453	21911453	11/21/2024	11/21/2024
21914962	21915005	11/22/2024	11/22/2024
21917203	21919771	11/25/2024	11/25/2024
21919771	21919771	11/26/2024	11/26/2024
21922736	21924879	12/02/2024	12/02/2024
21924879	21924879	12/03/2024	12/03/2024
21927863	21927863	12/04/2024	12/04/2024
21930549	21930606	12/05/2024	12/05/2024
21933428	21933432	12/06/2024	12/06/2024
21936146	21936146	12/09/2024	12/09/2024
21938582	21938582	12/10/2024	12/10/2024
21941312	21941340	12/11/2024	12/11/2024
21944255	21944255	12/12/2024	12/12/2024
21947075	21947075	12/13/2024	12/13/2024
21949367	21949367	12/16/2024	12/16/2024
21951460	21951460	12/17/2024	12/17/2024
21954087	21954087	12/18/2024	12/18/2024
21956755	21956852	12/19/2024	12/19/2024
21959924	21959969	12/20/2024	12/20/2024
21968560	21968560	01/03/2025	01/03/2025
21969678	21969678	01/06/2025	01/06/2025
21971295	21971295	01/07/2025	01/07/2025
21973513	21973545	01/08/2025	01/08/2025

Approval of Warrants: July 1, 2024 through April 30, 2025

FROM	TO	FROM	TO
21981064	21981089	01/14/2025	01/14/2025
21983754	21983754	01/15/2025	01/15/2025
21987799	21987799	01/16/2025	01/16/2025
21995647	21995647	01/22/2025	01/22/2025
21998374	21998424	01/23/2025	01/23/2025
22000411	22000461	01/24/2025	01/24/2025
22002812	22002812	01/27/2025	01/27/2025
22005321	22005321	01/28/2025	01/28/2025
22008008	22008008	01/29/2025	01/29/2025
22010164	22010178	01/30/2025	01/30/2025
22012459	22012459	01/31/2025	01/31/2025
22014661	22014661	02/03/2025	02/03/2025
22017001	22017001	02/04/2025	02/04/2025
22019624	22019655	02/05/2025	02/05/2025
22022353	22022391	02/06/2025	02/06/2025
22024716	22024716	02/07/2025	02/07/2025
22027144	22027144	02/10/2025	02/10/2025
22032806	22032806	02/13/2025	02/13/2025
22035725	22035755	02/14/2025	02/14/2025
22038280	22038282	02/18/2025	02/18/2025
22040222	22040222	02/19/2025	02/19/2025
22042706	22042706	02/20/2025	02/20/2025
22045146	22045146	02/21/2025	02/21/2025
22047499	22047522	02/24/2025	02/24/2025
22049804	22049851	02/25/2025	02/25/2025
22052323	22052323	02/26/2025	02/26/2025
22054692	22054692	02/27/2025	02/27/2025
22056949	22057020	02/28/2025	02/28/2025
22059445	22059466	03/03/2025	03/03/2025
22061500	22061500	03/04/2025	03/04/2025
22063796	22063796	03/05/2025	03/05/2025
22066865	22066908	03/06/2025	03/06/2025
22072125	22072125	03/10/2025	03/10/2025
22074623	22074623	03/11/2025	03/11/2025
22077194	22077194	03/12/2025	03/12/2025
22080142	22080177	03/13/2025	03/13/2025
22082709	22082731	03/14/2025	03/14/2025
22086283	22086283	03/17/2025	03/17/2025
22088598	22088674	03/18/2025	03/18/2025
22090900	22090948	03/19/2025	03/19/2025
22097968	22097968	03/24/2025	03/24/2025
22100407	22100407	03/25/2025	03/25/2025
22102567	22102567	03/26/2025	03/26/2025
22105374	22105404	03/27/2025	03/27/2025
22107671	22107671	03/28/2025	03/28/2025
22109711	22109711	04/01/2025	04/01/2025
22111825	22111825	04/02/2025	04/02/2025
22115332	22115380	04/03/2025	04/03/2025
22117921	22117952	04/04/2025	04/04/2025
22120396	22120396	04/07/2025	04/07/2025
22122754	22122754	04/08/2025	04/08/2025
22125008	22125008	04/09/2025	04/09/2025

Approval of Warrants: July 1, 2024 through April 30, 2025

FROM	TO	FROM	TO
22127667	22127699	04/10/2025	04/10/2025
22130423	22130439	04/11/2025	04/11/2025
22132596	22132596	04/14/2025	04/14/2025
22134382	22134411	04/15/2025	04/15/2025
22136841	22136854	04/16/2025	04/16/2025
22141827	22141827	04/18/2025	04/18/2025
22143967	22143967	04/21/2025	04/21/2025
22145533	22145533	04/22/2025	04/22/2025
22147463	22147473	04/23/2025	04/23/2025
22149648	22149648	04/24/2025	04/24/2025
22152330	22152330	04/25/2025	04/25/2025
22154655	22154655	04/28/2025	04/28/2025
22157050	22157078	04/29/2025	04/29/2025
22158911	22158968	04/30/2025	04/30/2025
22161245	22161245	05/01/2025	05/01/2025
22163678	22163678	05/02/2025	05/02/2025
22166097	22166097	05/05/2025	05/05/2025
22168683	22168696	05/06/2025	05/06/2025
202406280326934	202406280326936	07/01/2024	07/01/2024
202407050329205	202407050329205	07/08/2024	07/08/2024
202407090330629	202407090330629	07/10/2024	07/10/2024
202407100331196	202407100331199	07/11/2024	07/11/2024
202407180333784	202407180333784	07/19/2024	07/19/2024
202407230334681	202407230334801	07/24/2024	07/24/2024
202407250335578	202407290336696	07/26/2024	07/26/2024
202407290336696	202407290336696	07/30/2024	07/30/2024
202407310337155	202408020337905	08/01/2024	08/01/2024
202408020337905	202408020337905	08/05/2024	08/05/2024
202408060339094	202408080339664	08/07/2024	08/07/2024
202408080339664	202408080339664	08/09/2024	08/09/2024
202408090340253	202408090340253	08/12/2024	08/12/2024
202408120340560	202408120340560	08/13/2024	08/13/2024
202408150341292	202408210342731	08/16/2024	08/16/2024
202408210342731	202408210342731	08/22/2024	08/22/2024
202408230343397	202408230343397	08/26/2024	08/26/2024
202408280345083	202408280345083	08/29/2024	08/29/2024
202408290345641	202408290345641	08/30/2024	08/30/2024
202409110349318	202409110349319	09/12/2024	09/12/2024
202409160350528	202409160350528	09/17/2024	09/17/2024
202409230352980	202409230352980	09/24/2024	09/24/2024
202409260354588	202409260354588	09/27/2024	09/27/2024
202409300355625	202409300355625	10/01/2024	10/01/2024
202410010356334	202410010356334	10/02/2024	10/02/2024
202410080358989	202410080358989	10/09/2024	10/09/2024
202410100360378	202410100360380	10/11/2024	10/11/2024
202410150361540	202410150361541	10/16/2024	10/16/2024
202410210363537	202410210363537	10/22/2024	10/22/2024
202410280366447	202410280366578	10/29/2024	10/29/2024
202411070371123	202411070371123	11/08/2024	11/08/2024
202411130373144	202411130373144	11/14/2024	11/14/2024
202411180374339	202411180374341	11/19/2024	11/19/2024
202411190374899	202411190374899	11/20/2024	11/20/2024

Approval of Warrants: July 1, 2024 through April 30, 2025

FROM	TO	FROM	TO
202411200375571	202411200375571	11/21/2024	11/21/2024
202411210376225	202411210376309	11/22/2024	11/22/2024
202412030379790	202412030379790	12/04/2024	12/04/2024
202412040380186	202412040380186	12/05/2024	12/05/2024
202412090382705	202412090382705	12/10/2024	12/10/2024
202412100383151	202412100383151	12/11/2024	12/11/2024
202412110383688	202412110383688	12/12/2024	12/12/2024
202412160384856	202412180386396	12/17/2024	12/17/2024
202412180386396	202412180386396	12/19/2024	12/19/2024
202501060390997	202501060390999	01/07/2025	01/07/2025
202501070391598	202501070391599	01/08/2025	01/08/2025
202501100393152	202501100393152	01/13/2025	01/13/2025
202501140394217	202501140394219	01/15/2025	01/15/2025
202501210396286	202501210396288	01/22/2025	01/22/2025
202501220396878	202501220396878	01/23/2025	01/23/2025
202501230397271	202501230397271	01/24/2025	01/24/2025
202501240398288	202501240398289	01/27/2025	01/27/2025
202501270399120	202501270399122	01/28/2025	01/28/2025
202501280399688	202501280399688	01/29/2025	01/29/2025
202501300400781	202501300400783	01/31/2025	01/31/2025
202502030401749	202502120405836	02/04/2025	02/04/2025
202502120405836	202502120405836	02/13/2025	02/13/2025
202502130406336	202502130406336	02/14/2025	02/14/2025
202502180407282	202502190407789	02/19/2025	02/19/2025
202502190407789	202502190407789	02/20/2025	02/20/2025
202502200408353	202502240409705	02/21/2025	02/21/2025
202502240409705	202502240409705	02/25/2025	02/25/2025
202502250410396	202502270411662	02/26/2025	02/26/2025
202502270411662	202502270411662	02/28/2025	02/28/2025
202502280412101	202502280412101	03/03/2025	03/03/2025
202503070414972	202503070414972	03/10/2025	03/10/2025
202503250422107	202503250422107	03/26/2025	03/26/2025
202503260422578	202503260422578	03/27/2025	03/27/2025
202504010424504	202504010424504	04/02/2025	04/02/2025
202504020425508	202504020425508	04/03/2025	04/03/2025
202504090428732	202504090428732	04/10/2025	04/10/2025
202504100429275	202504100429275	04/11/2025	04/11/2025
202504170431471	202504170431472	04/18/2025	04/18/2025
202504180431982	202504180431982	04/21/2025	04/21/2025
202504210432336	202504210432371	04/22/2025	04/22/2025
202504230433308	202504230433374	04/24/2025	04/24/2025
202504240434293	202504240434293	04/25/2025	04/25/2025
202504280435646	202504280435646	04/29/2025	04/29/2025
202504290436109	202505010437063	04/30/2025	04/30/2025

Vendor Name	01 General Fund	11 Adult Education Fund	12 Child Development Fund	13 Cafeteria Enterprise Fund	14 Deferred Maintenance Fund	21 Building Fund	25 Capital Facilities Fund	40 Special Reserve Fund for Capital Outlay Projects	67 Retiree Benefits Activity	76 Warrant Pass-Through Fund
24TH STREET THEATRE	$11,200	$0	$0	$0	$0	$0	$0	$0	$0	$0
2 GUYS TERMITE	$3,365	$0	$0	$0	$0	$0	$0	$0	$0	$0
2 GUYS TERMITE, INC.	$2,950	$0	$0	$0	$0	$0	$0	$0	$0	$0
360 DEGREE CUSTOMER INC	$156,961	$0	$0	$0	$0	$0	$0	$0	$0	$0
3D UNIVERSE, LLC	$11,200	$0	$0	$0	$0	$0	$0	$0	$0	$0
3 WIRE LLC	$1,379	$0	$0	$0	$0	$0	$0	$0	$0	$0
4A CRANE SERVICE CO.	$7,400	$0	$0	$0	$0	$0	$0	$0	$0	$0
4IMPRINT	$0	$5,141	$0	$0	$0	$0	$0	$0	$0	$0
4IMPRINT INC	$429	$3,026	$0	$0	$0	$0	$0	$0	$0	$0
58 CREATIVITY	$192	$0	$0	$0	$0	$0	$0	$0	$0	$0
AAF International	$11,221	$0	$0	$0	$0	$0	$0	$0	$0	$0
ABDO PUBLISHING COMPANY	$576	$0	$0	$0	$0	$0	$0	$0	$0	$0
ABIGAIL PONTZER KAMKAR	$773	$0	$0	$0	$0	$0	$0	$0	$0	$0
ABLENET, INC.	$485	$0	$0	$0	$0	$0	$0	$0	$0	$0
ACADEMIC CHURCH & CHOIR GOWNS MFG CO INC	$887	$0	$0	$0	$0	$0	$0	$0	$0	$0
ACADEMIC INNOVATIONS LLC	$29,127	$0	$0	$0	$0	$0	$0	$0	$0	$0
ACADEMIC THERAPY PUBLICATIONS	$4,555	$0	$0	$0	$0	$0	$0	$0	$0	$0
ACCO BRANDS USA LLC	$4,370	$0	$0	$0	$0	$0	$0	$0	$0	$0
ACCREDITING COMMISSION FOR SCHOOLS WASC	$6,150	$0	$0	$0	$0	$0	$0	$0	$0	$0
ACCUQUILT	$1,019	$0	$0	$0	$0	$0	$0	$0	$0	$0
ACE BUSINESS MACHINES, INC.	$128	$0	$0	$0	$0	$0	$0	$0	$0	$0
ACE LS PARTY RENTS	$1,159	$0	$0	$0	$0	$0	$0	$0	$0	$0
ACE PAPER COMPANY	$3,725	$0	$0	$0	$0	$0	$0	$0	$0	$0
ACSA - ASSOC OF CALIFORNIA SCHLS ADMIN	$3,569	$0	$0	$0	$0	$0	$0	$0	$0	$26,523
ACSA FOUNDATION FOR EDUCATIONAL ADMIN	$1,691	$0	$0	$0	$0	$0	$0	$0	$0	$0
ACTION SALES	$0	$0	$0	$549,372	$0	$0	$0	$0	$0	$0
ACTIVE INTERNET TECHNOLOGIES	$1,822	$0	$0	$0	$0	$0	$0	$0	$0	$0
ADAM SCOTT CLARK	$1,500	$0	$0	$0	$0	$0	$0	$0	$0	$0
ADAMS SILVA & MCNALLY LLP	$375,807	$0	$0	$0	$0	$0	$0	$0	$0	$0
ADCO ROOFING	$10,911	$0	$0	$0	$0	$0	$0	$0	$0	$0
ADELINA NAZAYAN	$0	$0	$0	$82	$0	$0	$0	$0	$0	$0
ADI	$1,605	$0	$0	$0	$0	$0	$0	$0	$0	$0
ADMINISTRATIVE SOFTWARE APPLICATIONS INC	$0	$14,442	$0	$0	$0	$0	$0	$0	$0	$0
ADORLIZ WOODHOUSE HENDERSON	$134	$0	$0	$0	$0	$0	$0	$0	$0	$0
ADRIANA CRUZ	$0	$0	$0	$11	$0	$0	$0	$0	$0	$0
ADRIANA POZOS	$552	$0	$0	$0	$0	$0	$0	$0	$0	$0
ADVANCE AUTO PARTS	$11,418	$0	$0	$0	$0	$0	$0	$0	$0	$0
ADVANCED PRINTING SOLUTIONS, INC	$6,953	$0	$0	$0	$0	$0	$0	$0	$0	$0
ADVANCE STORES COMPANY, INC.	$1,027	$0	$0	$0	$0	$0	$0	$0	$0	$0
AEQUOR HEALTHCARE SERVICES, LLC	$2,438	$0	$0	$0	$0	$0	$0	$0	$0	$0
AERIES SOFTWARE	$90,982	$0	$0	$0	$0	$0	$0	$0	$0	$0
AGUILERA, LENORA	$485	$0	$0	$0	$0	$0	$0	$0	$0	$0
AJA DAVIS	$250	$0	$0	$0	$0	$0	$0	$0	$0	$0
ALBA JOHANNA SCHOFIELD	$7,620	$0	$30,600	$0	$0	$0	$0	$0	$0	$0
ALEXANDER KIM	$34	$0	$0	$0	$0	$0	$0	$0	$0	$0
ALEXANDRA GLADKIHCHADLIYEVA	$50	$0	$0	$0	$0	$0	$0	$0	$0	$0
ALEX POTAPENKO	$29	$0	$0	$0	$0	$0	$0	$0	$0	$0
ALL AMERICAN TROPHY & ENGRAVING CO	$243	$0	$0	$0	$0	$0	$0	$0	$0	$0
ALLEN BOLT INC	$23	$0	$0	$0	$0	$0	$0	$0	$0	$0
ALLERGY EMERGENCY KIT	$448	$0	$0	$0	$0	$0	$0	$0	$0	$0
ALL IN ONE POSTER COMPANY, INC.	$1,959	$0	$0	$0	$0	$0	$0	$0	$0	$0
ALLISON MCKAIN	$105	$0	$0	$0	$0	$0	$0	$0	$0	$0
ALLISON SPEER	$225	$0	$0	$0	$0	$0	$0	$0	$0	$0

ALL PHASE ELECTRIC SUPPLY CO	$55,018	$0	$0	$0	$0	$0	$0	$0	$0	$0
ALL STAR ANIMAL TRAPPING	$3,460	$0	$0	$0	$0	$0	$0	$0	$0	$0
ALMANZAR-LEAL, CAROLINA	$122	$0	$0	$0	$0	$0	$0	$0	$0	$0
ALPHA INTERPRETING AGENCY, CORP.	$577,681	$0	$0	$0	$0	$0	$0	$0	$0	$0
ALYSSA CLAUSS	$91	$0	$0	$0	$0	$0	$0	$0	$0	$0
AMALIA HERNANDEZ	$589	$0	$0	$0	$0	$0	$0	$0	$0	$0
AMANDA SIM	$346	$0	$0	$0	$0	$0	$0	$0	$0	$0
AMAZON CAPITAL SERVICES	$532,317	$32,801	$0	$2,514	$0	$0	$5,286	$0	$0	$0
AMBER GUZMAN	$99	$0	$0	$0	$0	$0	$0	$0	$0	$0
AMBER RUSSO	$2,196	$0	$0	$0	$0	$0	$0	$0	$0	$0
AMB GROUP INC.	$513,147	$0	$0	$750,254	$0	$0	$0	$0	$0	$0
AMERGIS HEALTHCARE STAFFINC, INC. (EIN: 83-2	$260,864	$0	$0	$0	$0	$0	$0	$0	$0	$0
AMERGIS HEALTHCARE STAFFING, INC.	$658,148	$0	$0	$0	$0	$0	$0	$0	$0	$0
AMERGIS HEALTHCARE STAFFING, INCL	$119,156	$0	$0	$0	$0	$0	$0	$0	$0	$0
AMERICAN CHEF SUPPLY	$0	$0	$0	$68,339	$0	$0	$0	$0	$0	$0
AMERICAN FIDELITY	$0	$0	$0	$0	$0	$0	$0	$0	$0	$475,530
AMERICAN FIDELITY ASSURANCE COMPANY	$0	$0	$0	$0	$0	$0	$0	$0	$0	$276,417
AMERICAN LANGUAGE SERVICES	$4,600	$0	$0	$0	$0	$0	$0	$0	$0	$0
AMERICAN OUTDOOR EDUCATION LLC	$53,362	$0	$0	$0	$0	$0	$0	$0	$0	$0
AMERICAN TECHNOLOGY SOLUTIONS, CORP.	$5,055	$0	$0	$0	$0	$0	$0	$0	$0	$0
AMERICAN TRANSPORTATION SYSTEMS	$20,937	$0	$0	$0	$0	$0	$0	$0	$0	$0
AMMTEC CONSULTANTS, PLLC	$0	$0	$0	$0	$0	$800	$0	$0	$0	$0
AMPLIFY EDUCATION INC.	$15,375	$0	$0	$0	$0	$0	$0	$0	$0	$0
AMS.NET	$17,685	$0	$0	$0	$0	$0	$0	$0	$0	$0
AMS.NET INC	$2,075	$2,627	$0	$0	$0	$215,817	$0	$0	$0	$0
AMS.NET, LLC	$60,382	$2,466	$0	$0	$0	$44,504	$0	$0	$0	$0
AMTECH ELEVATOR SERVICE	$79,029	$0	$0	$0	$0	$0	$0	$0	$0	$0
AMTECH ELEVATOR SERVICES	$12,715	$0	$0	$0	$0	$0	$0	$0	$0	$0
AMY FERGUSON	$99	$0	$0	$0	$0	$0	$0	$0	$0	$0
AMY KRAUS	$2,600	$0	$0	$0	$0	$0	$0	$0	$0	$0
AMY PROSSER	$34	$0	$0	$0	$0	$0	$0	$0	$0	$0
AMY SHELDON	$97	$0	$0	$0	$0	$0	$0	$0	$0	$0
ANAHEIM LAWNMOWER SHOP & WELDING LLC	$1,783	$0	$0	$0	$0	$0	$0	$0	$0	$0
ANAIT ZAKARYAN NUNEZ	$76	$0	$0	$0	$0	$0	$0	$0	$0	$0
ANA JONES	$43	$0	$0	$0	$0	$0	$0	$0	$0	$0
ANARCHY POST	$6,408	$0	$0	$0	$0	$0	$0	$0	$0	$0
ANASTASIA VOURNAS	$91	$0	$0	$0	$0	$0	$0	$0	$0	$0
ANBRASS MUSIC	$4,250	$0	$0	$0	$0	$0	$0	$0	$0	$0
ANDERSON, LAUREN	$1,757	$0	$0	$0	$0	$0	$0	$0	$0	$0
ANDREA SCHOWENGERDT	$244	$0	$0	$0	$0	$0	$0	$0	$0	$0
ANDREW CANTWELL	$429	$0	$0	$0	$0	$0	$0	$0	$0	$0
ANDREW J GRUESCHOW	$4,840	$0	$0	$0	$0	$0	$0	$0	$0	$0
ANDREW RUSSO	$680	$0	$0	$0	$0	$0	$0	$0	$0	$0
ANGELA MUNOZ	$19	$0	$0	$0	$0	$0	$0	$0	$0	$0
ANGELICA DIAZ	$1,061	$0	$0	$0	$0	$0	$0	$0	$0	$0
ANI PATATANYAN AND MARTIN PETYAN	$0	$0	$0	$0	$0	$0	$100	$0	$0	$0
ANI TASHCHIAN	$172	$0	$0	$0	$0	$0	$0	$0	$0	$0
ANIXTER INC	$21,762	$0	$0	$0	$0	$0	$0	$0	$0	$0
ANNA BASINSKI	$166	$0	$0	$0	$0	$0	$0	$0	$0	$0
ANNA MARTIROSYAN	$1,417	$0	$0	$0	$0	$0	$0	$0	$2,125	$0
ANNBERNICE KALEC	$2,538	$0	$0	$0	$0	$0	$0	$0	$0	$0
ANN DOAN	$150	$0	$0	$0	$0	$0	$0	$0	$0	$0
ANN E BROOKS	$0	$0	$0	$0	$0	$0	$0	$0	$3,508	$0
ANNE JACKSON	$144	$0	$0	$0	$0	$0	$0	$0	$0	$0
ANNETTE RIOJAS	$0	$0	$0	$0	$0	$0	$0	$0	$8,093	$0
ANN MARIE GOULDING	$129	$0	$0	$0	$0	$0	$0	$0	$0	$0
ANUSH AVAGYAN	$254	$0	$0	$0	$0	$0	$0	$0	$0	$0

ANUSH JOTYAN	$414	$0	$0	$0	$0	$0	$0	$0	$0	$0
APPLE COMPUTER ED SALES	$27,606	$3,391	$0	$0	$0	$0	$0	$0	$0	$0
APPLE INC	$200,018	$2,339	$0	$0	$0	$0	$0	$0	$0	$0
APRICOT LANE FARMS OPERATIONS LLC	$1,500	$0	$0	$0	$0	$0	$0	$0	$0	$0
AQUARIUM OF THE PACIFIC	$4,828	$0	$0	$0	$0	$0	$0	$0	$0	$0
ARA SARHADIN	$18	$0	$0	$0	$0	$0	$0	$0	$0	$0
ARBOR SCIENTIFIC	$209	$0	$0	$0	$0	$0	$0	$0	$0	$0
ARENAL, SHANNON L	$456	$0	$0	$0	$0	$0	$0	$0	$0	$0
ARETELABS	$270	$0	$0	$0	$0	$0	$0	$0	$0	$0
AREVAHAD AVANESSIAN	$0	$0	$0	$0	$0	$0	$0	$0	$2,530	$0
AREY JONES EDUCATIONAL SOLUTIONS	$246,544	$150,609	$0	$24,563	$0	$1,444	$0	$0	$0	$0
ARIN MOVSESSIAN	$489	$0	$0	$0	$0	$0	$0	$0	$0	$0
ARMOND AGHAKHANIAN	$688	$0	$0	$0	$0	$0	$0	$0	$0	$0
ARPI BABAIAN	$192	$0	$0	$0	$0	$0	$0	$0	$0	$0
ARPINE SHAZARIAN	$20	$0	$0	$0	$0	$0	$0	$0	$0	$0
ARTIN PARSEGHIAN	$296	$0	$0	$0	$0	$0	$0	$0	$0	$0
ASHKHEN ALLAHDADIAN	$0	$0	$0	$0	$0	$0	$0	$0	$8,093	$0
ASHLEY WEST	$62	$0	$0	$0	$0	$0	$0	$0	$0	$0
ASSOCIATION OF CALIFIORNIA SCHOOL ADMINIST	$5,462	$0	$0	$0	$0	$0	$0	$0	$0	$0
ATKINSON, ANDELSON, LOYA, RUUD & ROMO	$456,568	$0	$0	$0	$0	$0	$0	$0	$0	$0
ATK VERSACOM	$41,895	$0	$0	$0	$0	$0	$0	$0	$0	$0
ATLAS BEHAVIOR SERVICES, LLC	$55,412	$0	$0	$0	$0	$0	$0	$0	$0	$0
AT&T	$87,691	$452	$112	$7	$0	$0	$0	$0	$0	$0
AUDREY RIVERA	$0	$0	$0	$23	$0	$0	$0	$0	$0	$0
AUNTIE M CREATIVE CONSULTANTS INC	$7,246	$0	$0	$0	$0	$0	$0	$0	$0	$0
AUTISM BEHAVIOR INTERVENTION INC	$293,973	$0	$0	$0	$0	$0	$0	$0	$0	$0
AUTRY MUSEUM OF THE AMERICAN WEST	$300	$0	$0	$0	$0	$0	$0	$0	$0	$0
AUVIK NEWORKS INC.	$0	$0	$0	$0	$0	$13,895	$0	$0	$0	$0
AVANES, LILI	$0	$0	$0	$0	$0	$0	$0	$0	$739	$0
AVANTGUARD MONITORING CENTERS, LLC	$1,820	$0	$0	$0	$0	$0	$0	$0	$0	$0
AVI SYSTEMS, INC.	$862	$0	$0	$0	$0	$0	$0	$0	$0	$0
AV PARTY RENTAL INC	$1,814	$0	$0	$0	$0	$0	$0	$0	$0	$0
AVS TEES	$2,612	$0	$0	$0	$0	$0	$0	$0	$0	$0
AYA HEALTHCARE INC.	$350,816	$0	$0	$0	$0	$0	$0	$0	$0	$0
AYA HEALTHCARE, INC.	$86,730	$0	$0	$0	$0	$0	$0	$0	$0	$0
AZTEC SOFTWARE, LLC	$0	$49,809	$0	$0	$0	$0	$0	$0	$0	$0
AZTEC STORAGE CONTAINERS	$17,111	$0	$0	$0	$0	$0	$0	$0	$0	$0
AZUREE NATICE	$843	$0	$0	$0	$0	$0	$0	$0	$0	$0
BADGE A MINIT, LTD	$100	$0	$0	$0	$0	$0	$0	$0	$0	$0
BAGGER SPORTS INC.	$1,281	$0	$0	$0	$0	$0	$0	$0	$0	$0
BALDWIN, BRADLEY	$0	$82	$0	$0	$0	$0	$0	$0	$0	$0
BALLARD & TIGHE	$1,739	$0	$0	$0	$0	$0	$0	$0	$0	$0
BALLS AND WHISTLES DBA AMAZING ATHLETES	$28,125	$0	$0	$0	$0	$0	$0	$0	$0	$0
BANC OF AMERICA PUBLIC CAPITAL CORP	$864,736	$0	$0	$0	$0	$0	$0	$0	$0	$0
BAND SHOPPE	$48	$0	$0	$0	$0	$0	$0	$0	$0	$0
BARBARA AYUSO	$0	$0	$0	$0	$0	$0	$0	$0	$3,880	$0
BARBARA DEVALL	$0	$0	$0	$0	$0	$0	$0	$0	$9,689	$0
BARBARA MICHELE STEINBERG	$541	$0	$0	$0	$0	$0	$0	$0	$0	$0
BARBARA STEELE	$0	$0	$0	$0	$0	$0	$0	$0	$11,375	$0
BARBEE, MARLEN	$6,500	$0	$0	$0	$0	$0	$0	$0	$0	$0
BARNES AND NOBLE INC	$8,413	$3,263	$0	$0	$0	$0	$0	$0	$0	$0
BASEBALL TIPS, INC	$18,081	$0	$0	$0	$0	$0	$0	$0	$0	$0
BECKLAR HOLDINGS, LLC	$1,887	$0	$0	$0	$0	$0	$0	$0	$0	$0
BEE CATCHERS INC.	$1,050	$0	$0	$0	$0	$0	$0	$0	$0	$0
BEHAVIORAL INTERVENTION SPECIALISTS OF LA	$43,885	$0	$0	$0	$0	$0	$0	$0	$0	$0
BEHAVIORAL LEARNING CENTER INC	$308,922	$0	$0	$0	$0	$0	$0	$0	$0	$0
BEHAVIORAL LEARNING CENTER, INC	$379,637	$0	$0	$0	$0	$0	$0	$0	$0	$0

BEHAVIOR AND EDUCATION INC	$92,894	$0	$0	$0	$0	$0	$0	$0	$0	$0
BEHAVIOR THERAPY CLINIC	$254,982	$0	$0	$0	$0	$0	$0	$0	$0	$0
BELIVEAU, ALYSSA	$97	$0	$0	$0	$0	$0	$0	$0	$0	$0
BENCHMARK EDUCATION	$8,284	$0	$0	$0	$0	$0	$0	$0	$0	$0
BENCHMARK EDUCATION COMPANY	$472,014	$0	$0	$0	$0	$0	$0	$0	$0	$0
BENJAMIN R LIEBERT	$207	$0	$0	$0	$0	$0	$0	$0	$0	$0
BENJELLOUN ANASS	$334	$0	$0	$0	$0	$0	$0	$0	$0	$0
BERICH, ERIN	$1,347	$0	$0	$0	$0	$0	$0	$0	$0	$0
BERNIER REFRIGERATION GENERATIONS, INC.	$0	$0	$0	$54,724	$0	$0	$0	$0	$0	$0
BERTRAND'S MUSIC	$138	$0	$0	$0	$0	$0	$0	$0	$0	$0
BEST CAFE ENTERPRISE, LLC	$2,713	$0	$0	$0	$0	$0	$0	$0	$0	$0
B & H PHOTO VIDEO	$105,037	$0	$0	$0	$0	$0	$0	$0	$0	$0
BIDDLE CONSULTING GROUP INC	$3,165	$0	$0	$0	$0	$0	$0	$0	$0	$0
BILINGUAL GRAMMAR CURRICULUM LLC	$12,000	$0	$0	$0	$0	$0	$0	$0	$0	$0
BILL FERRELL CO.	$6,349	$0	$0	$0	$0	$0	$0	$0	$0	$0
BIO-RAD LABORATORIES, INC	$6,821	$0	$0	$0	$0	$0	$0	$0	$0	$0
BIRCH AGENCY, INC.	$14,328	$0	$0	$0	$0	$0	$0	$0	$0	$0
BIRIDIANA PATRICIO	$0	$65	$0	$0	$0	$0	$0	$0	$0	$0
BLINDER, ERIC	$81	$0	$0	$0	$0	$0	$0	$0	$0	$0
BLUE PLANET LIGHTING, INC.	$11,884	$0	$0	$0	$0	$0	$0	$0	$0	$0
BMC WEST LLC 1202	$1,300	$0	$0	$0	$0	$0	$0	$0	$0	$0
BOB BAKER MARIONETTE THEATER	$930	$0	$0	$0	$0	$0	$0	$0	$0	$0
BOBBY HOWARD, JR.	$0	$0	$0	$0	$0	$0	$0	$0	$1,192	$0
BOGNAR, PETER	$784	$0	$0	$0	$0	$0	$0	$0	$0	$0
BOHNHOFF LUMBER CO.	$1,524	$0	$0	$0	$0	$0	$0	$0	$0	$0
BONINO, GABRIELLA	$787	$0	$0	$0	$0	$0	$0	$0	$0	$0
BOOTCHK, ERICA	$9,230	$0	$0	$0	$0	$0	$0	$0	$0	$0
BORIS MARKOSIAN	$750	$0	$0	$0	$0	$0	$0	$0	$0	$0
BOULAIS, GINA	$104	$0	$0	$0	$0	$0	$0	$0	$0	$0
BOX CARS AND ONE-EYED JACKS, INC	$2,535	$0	$0	$0	$0	$0	$0	$0	$0	$0
BOYS & GIRLS CLUB OF BURBANK	$1,784,213	$0	$0	$0	$0	$0	$0	$0	$0	$0
BRAINPOP	$10,231	$0	$0	$0	$0	$0	$0	$0	$0	$0
BREAKOUT EDU	$794	$0	$0	$0	$0	$0	$0	$0	$0	$0
BREANNA RACHEL KELLY	$600	$0	$0	$0	$0	$0	$0	$0	$0	$0
BREEANN M. WEIST	$78,000	$0	$0	$0	$0	$0	$0	$0	$0	$0
BRENDA ETTERBEEK	$3,422	$0	$0	$0	$0	$0	$0	$0	$0	$0
BRENDA JENNINGS	$0	$0	$0	$0	$0	$0	$0	$0	$0	$0
BRENDAN JENNINGS	$4,182	$0	$0	$0	$0	$0	$0	$0	$0	$0
BRENDHEN VAN LOO	$0	$0	$0	$0	$0	$0	$0	$0	$8,093	$0
BRETT WILMOT	$0	$0	$0	$628	$0	$0	$0	$0	$0	$0
BRIANA BEAL	$411	$0	$0	$0	$0	$0	$0	$0	$0	$0
BRIGHT WHITE PAPER CO	$186	$0	$0	$0	$0	$0	$0	$0	$0	$0
BRINK'S INC	$11,583	$0	$0	$0	$0	$0	$0	$0	$0	$0
BRINK'S INCORPORATED	$124,566	$0	$0	$0	$0	$0	$0	$0	$0	$0
BRITTANY MINDEL	$245	$0	$0	$0	$0	$0	$0	$0	$0	$0
BRITTNEY HACEK	$250	$0	$0	$0	$0	$0	$0	$0	$0	$0
BROIDY, HEATHER	$0	$0	$0	$0	$0	$0	$0	$0	$8,321	$0
BRONSON, LORRIE	$0	$0	$0	$0	$0	$0	$0	$0	$1,677	$0
BRUCE BREEDEN	$87	$0	$0	$0	$0	$0	$0	$0	$0	$0
BRYAN HENRIQUEZ	$75	$0	$0	$0	$0	$0	$0	$0	$0	$0
BRYAN HERNANDEZ	$105	$0	$0	$0	$0	$0	$0	$0	$0	$0
BSN SPORTS	$968	$0	$0	$0	$0	$0	$0	$0	$0	$0
BSN SPORTS LLC	$540	$0	$0	$0	$0	$0	$0	$0	$0	$0
BUDDY'S ALL STARS	$0	$203	$0	$0	$0	$0	$0	$0	$0	$0
BUENA, MEGAN	$250	$0	$0	$0	$0	$0	$0	$0	$0	$0
BURBANK CHAMBER OF COMMERCE	$1,250	$0	$0	$0	$0	$0	$0	$0	$0	$0
BURBANK COMMUNITY YMCA	$286,614	$0	$0	$0	$0	$0	$0	$0	$0	$0

BURBANK IRRIGATION SUPPLY	$1,795	$0	$0	$0	$0	$0	$0	$0	$0	$0
BURBANK PRINTING	$5,148	$0	$0	$0	$0	$0	$0	$0	$0	$0
BURBANK TEACHERS ASSOCIATION	$0	$0	$0	$0	$0	$0	$0	$0	$0	$696,972
BURBANK WATER AND POWER	$3,018,926	$9,487	$4,111	$0	$0	$0	$0	$0	$0	$0
BUREAU OF EDUCATION & RESEARCH	$295	$0	$0	$0	$0	$0	$0	$0	$0	$0
BURISH, SHELLY	$144	$0	$0	$0	$0	$0	$0	$0	$0	$0
BURLINGTON ENGLISH INC.	$0	$96,000	$0	$0	$0	$0	$0	$0	$0	$0
BURNHAM BENEFITS INSURANCE SERVICES	$15,500	$0	$0	$0	$0	$0	$0	$0	$0	$0
BURR, DAVID AND CESLEE	$17,220	$0	$0	$0	$0	$0	$0	$0	$0	$0
BUSD FOOD SERVICES	$1,050	$0	$0	$0	$0	$0	$0	$0	$0	$0
BUSD REVOLVING CASH	$40,652	$0	$0	$0	$0	$0	$0	$0	$0	$0
CA ASSOC. FOR HEALTH, PHYSICAL ED., REC. ANI	$752	$0	$0	$0	$0	$0	$0	$0	$0	$0
CAITLIN SHARP	$1,705	$0	$0	$0	$0	$0	$0	$0	$0	$0
CALIFORNIA ASSOCIATION FOR THE GIFTED	$1,100	$0	$0	$0	$0	$0	$0	$0	$0	$0
CALIFORNIA COMMISSION ON TEACHER CREDENT	$1,320	$0	$0	$0	$0	$0	$0	$0	$0	$0
CALIFORNIA DEPARTMENT OF EDUCATION	$7,200	$0	$0	$0	$0	$0	$0	$0	$0	$0
CALIFORNIA DEPARTMENT OF TAX AND FEE	$23,755	$0	$0	$0	$0	$0	$0	$0	$0	$0
CALIFORNIA MARQUEE	$24,929	$0	$0	$0	$0	$0	$0	$0	$0	$0
CALIFORNIA PAVING & GRADING CO INC	$6,735	$0	$0	$0	$0	$58,265	$0	$0	$0	$0
CALIFORNIA SCHOOL EMPLOYEES	$0	$0	$0	$0	$0	$0	$0	$0	$0	$180,273
CALIFORNIA SCHOOL NUTRITION ASSOCIATION	$0	$0	$0	$350	$0	$0	$0	$0	$0	$0
CALIFORNIA SCIENCE CENTER & IMAX THEATER	$851	$0	$0	$0	$0	$0	$0	$0	$0	$0
CALIFORNIA WEEKLY EXPLORER, INC.	$923	$0	$0	$0	$0	$0	$0	$0	$0	$0
CALPERS 457 PLAN	$0	$0	$0	$0	$0	$0	$0	$0	$0	$123,063
CAMBRIDGE UNIVERSITY PRESS	$0	$106,520	$0	$0	$0	$0	$0	$0	$0	$0
CANNONDESIGN	$0	$0	$0	$0	$0	$2,391	$0	$0	$0	$0
CANON FINANCIAL SERVICES, INC.	$108,247	$0	$0	$0	$0	$0	$0	$0	$0	$0
CANON SOLUTIONS AMERICA, INC.	$35,805	$0	$0	$0	$0	$0	$0	$0	$0	$0
CANON U.S.A., INC.	$10,353	$0	$0	$0	$0	$0	$0	$0	$0	$0
CARA ROUSSEAU	$99	$0	$0	$0	$0	$0	$0	$0	$0	$0
CARIN L WANTLAND	$0	$0	$0	$0	$0	$0	$0	$0	$11,375	$0
CARLOS CHANTA	$65	$0	$0	$0	$0	$0	$0	$0	$0	$0
CARLOS CUEVAS	$0	$0	$0	$52	$0	$0	$0	$0	$0	$0
CAROL HOLUBEK	$125	$0	$0	$0	$0	$0	$0	$0	$0	$0
CAROL H ROWSEY	$0	$0	$0	$0	$0	$0	$0	$0	$3,880	$0
CAROLINA BIOLOGICAL SUPPLY CO	$6,215	$0	$0	$0	$0	$0	$0	$0	$0	$0
CAROLINA NAVARRO	$90	$0	$0	$0	$0	$0	$0	$0	$0	$0
CAROL WILLIAMS	$320	$0	$0	$0	$0	$0	$0	$0	$0	$0
CAROLYN PERLSTEIN	$0	$0	$0	$0	$0	$0	$0	$0	$11,375	$0
CARRERAS TOURS LLC	$12,612	$0	$0	$0	$0	$0	$0	$0	$0	$0
CARRIE BOGDANOVICH	$0	$0	$0	$479	$0	$0	$0	$0	$0	$0
Carrie Nilsson	$30	$0	$0	$0	$0	$0	$0	$0	$0	$0
CARRINGTON, CAMERON & VOSS, TAMARA	$895	$0	$0	$0	$0	$0	$0	$0	$0	$0
CARTER FENCE COMPANY INC	$3,678	$0	$0	$0	$0	$0	$0	$0	$0	$0
CARTER SEXTON	$435	$0	$0	$0	$0	$0	$0	$0	$0	$0
CARYN S TOMER	$0	$0	$0	$0	$0	$0	$0	$0	$11,548	$0
CASBO	$5,250	$0	$0	$0	$0	$0	$0	$0	$0	$0
CASEY PETERS	$0	$0	$0	$122	$0	$0	$0	$0	$0	$0
C.A.S.H. (CA COALITION FOR ADEQUATE SCHOOL	$1,222	$0	$0	$0	$0	$0	$0	$0	$0	$0
CATALINA PAINTS	$2,211	$0	$0	$0	$0	$0	$0	$0	$0	$0
CATHERINE HILTERMAN	$338	$0	$0	$0	$0	$0	$0	$0	$0	$0
CATHLEEN HOWARD	$0	$0	$0	$0	$0	$0	$0	$0	$11,375	$0
CATHY MARCY	$0	$0	$0	$0	$0	$0	$0	$0	$8,093	$0
CAYANNE MARCUS	$72	$0	$0	$0	$0	$0	$0	$0	$0	$0
CCAE-COUNCIL FOR ADULT EDUCATION	$0	$2,250	$0	$0	$0	$0	$0	$0	$0	$0
CDW-G - COMPUTER DISCOUNT WHSE	$0	$2,330	$0	$0	$0	$0	$0	$0	$0	$0
CDW GOVERNMENT	$74,888	$9,711	$0	$0	$0	$8,037	$0	$0	$0	$0

CENGAGE LEARNING INC	$26,122	$8,432	$0	$0	$0	$0	$0	$0	$0	$0
CENTER FOR VISION DEVELOPMENT OPTOMETRY	$5,937	$0	$0	$0	$0	$0	$0	$0	$0	$0
CESAR CHAVEZ FOUNDATION	$14,000	$0	$0	$0	$0	$0	$0	$0	$0	$0
CHALK SPINNER LLC	$1,929	$0	$0	$0	$0	$0	$0	$0	$0	$0
CHARACTERSTRONG LLC	$999	$0	$0	$0	$0	$0	$0	$0	$0	$0
CHARLENE TABET	$3,013	$0	$0	$0	$0	$0	$0	$0	$0	$0
CHARLES EDWARD COLGAN	$0	$0	$0	$0	$0	$0	$0	$0	$3,592	$0
CHARLES TAYLOR ENVIRONMENTAL	$14,538	$0	$0	$0	$0	$0	$0	$0	$0	$0
CHARLES TAYLOR ENVIRONMENTAL TECHNICAL S	$4,296	$0	$0	$0	$0	$0	$0	$0	$0	$0
CHARMAINE MISLANG	$60	$0	$0	$0	$0	$0	$0	$0	$0	$0
CHARTERUP 3H LLC	$6,423	$0	$0	$0	$0	$0	$0	$0	$0	$0
CHATFIELD CLARKE, LLC	$1,273	$0	$0	$0	$0	$0	$0	$0	$0	$0
CHEMSEARCH FE	$1,820	$0	$0	$0	$0	$0	$0	$0	$0	$0
CHILDCARE CAREERS LLC	$0	$0	$152,743	$0	$0	$0	$0	$0	$0	$0
CHINTANA FONG	$0	$0	$0	$0	$0	$0	$0	$0	$554	$0
CHRISTALLA PENTARIS	$18	$0	$0	$0	$0	$0	$0	$0	$0	$0
CHRISTINA D'ANDREA	$0	$0	$0	$0	$0	$0	$0	$0	$11,375	$0
CHRISTINA E. DUENAS	$1,725	$0	$0	$0	$0	$0	$0	$0	$0	$0
CHRISTINA GALLO	$24,000	$0	$0	$0	$0	$0	$0	$0	$0	$0
CHRISTINA K. WRIGHT	$0	$0	$0	$0	$0	$0	$0	$0	$1,447	$0
CHRISTINE DENISE ASSESSOR	$0	$0	$0	$0	$0	$0	$0	$0	$2,213	$0
CHRISTINE FITZGERALD	$93	$0	$0	$0	$0	$0	$0	$0	$0	$0
CHRISTOPHER AGUIRRE	$1,050	$0	$0	$0	$0	$0	$0	$0	$0	$0
CHRISTOPHER ANDREW MITCHELL	$0	$0	$0	$0	$0	$0	$0	$0	$11,375	$0
CINDY ALMEIDA	$98	$0	$0	$0	$0	$0	$0	$0	$0	$0
CINDY BONILLA	$150	$0	$0	$0	$0	$0	$0	$0	$0	$0
CINDY QUITERIO	$1,587	$0	$0	$0	$0	$0	$0	$0	$0	$0
CINDY SULLIVAN	$0	$0	$0	$0	$0	$0	$0	$0	$8,093	$0
CINTAS	$1,874	$0	$0	$0	$0	$0	$0	$0	$0	$0
CINTAS CORP	$1,905	$0	$0	$0	$0	$0	$0	$0	$0	$0
CINTAS CORPORATION	$3,187	$0	$0	$0	$0	$0	$0	$0	$0	$0
CI SOLUTIONS	$0	$3,795	$0	$0	$0	$0	$0	$0	$0	$0
CITY OF BURBANK	$112,352	$0	$0	$6,700	$0	$0	$0	$8,930	$0	$0
CITY OF BURBANK FIRE DEPARTMENT	$23	$0	$0	$0	$0	$0	$0	$0	$0	$0
CITY TREASURER	$1,063	$0	$0	$0	$0	$0	$0	$0	$0	$0
CITYWIDE UNIFORMS	$0	$7,061	$0	$0	$0	$0	$0	$0	$0	$0
CJ SYKES ENTERPRISES, INC	$5,272	$0	$0	$0	$0	$0	$0	$0	$0	$0
CLARKE, KELLI	$0	$0	$0	$0	$0	$0	$0	$0	$11,375	$0
CLARK, KARA	$620	$0	$0	$0	$0	$0	$0	$0	$0	$0
CLAUDIA SUNER	$0	$0	$0	$98	$0	$0	$0	$0	$0	$0
CLEARBROOK FARMS INC.	$0	$0	$0	$19,115	$0	$0	$0	$0	$0	$0
CLENDENIN, ERIN FIEDLER	$1,610	$0	$0	$0	$0	$0	$0	$0	$0	$0
CLIFTONLARSONALLEN LLP	$133,819	$0	$0	$0	$0	$0	$0	$0	$0	$0
CM SCHOOL SUPPLY	$136	$0	$0	$0	$0	$0	$0	$0	$0	$0
C & M TOPSOIL INC.	$2,464	$0	$0	$0	$0	$0	$0	$0	$0	$0
COACH AMERICA	$3,170	$0	$0	$0	$0	$0	$0	$0	$0	$0
COAST TO COAST GLASS CORPORATION	$11,964	$0	$0	$0	$0	$0	$0	$0	$0	$0
CODY, NICOLE	$250	$0	$0	$0	$0	$0	$0	$0	$0	$0
COLLINS, CHANDRA	$144	$0	$0	$0	$0	$0	$0	$0	$0	$0
COMMERCIAL DOOR OF LOS ANGELES COUNTY	$19,523	$0	$0	$0	$0	$0	$0	$0	$0	$0
COMMERCIAL DOOR OF LOS ANGELES COUNTY, I	$19,731	$0	$0	$0	$0	$0	$0	$0	$0	$0
COMMERCIAL ROOFING SYSTEMS INC.	$1,241,937	$0	$0	$0	$0	$0	$0	$0	$0	$0
COMPLETE BUSINESS SYSTEMS	$13,834	$0	$0	$0	$0	$0	$0	$0	$0	$0
COMPREHENSIVE THERAPY ASSOCIATES, INC.	$68,904	$0	$0	$0	$0	$0	$0	$0	$0	$0
COOLE SCHOOL	$886	$0	$0	$0	$0	$0	$0	$0	$0	$0
COREY HOWARD	$18,274	$0	$0	$0	$0	$0	$0	$0	$0	$0
CORIELLE LOPEZ	$110	$0	$0	$0	$0	$0	$0	$0	$0	$0

CORNEJO'S AUTOMOTIVE	$970	$0	$0	$0	$0	$0	$0	$0	$0	$0
CORNERSTONE EDUCATIONAL SOLUTIONS	$5,000	$0	$0	$0	$0	$0	$0	$0	$0	$0
COSCO FIRE PROTECTION INC	$11,963	$0	$0	$0	$0	$0	$0	$0	$0	$0
COUNTY OF LOS ANGELES	$3,672	$0	$0	$2,364	$0	$0	$0	$0	$0	$0
COUNTY OF LOS ANGELES, DEPT OF PUBLIC HEA	$75	$0	$0	$0	$0	$0	$0	$0	$0	$0
COUNTY OF LOS ANGELES PUBLIC HEALTH	$1,839	$0	$0	$0	$0	$0	$0	$0	$0	$0
COUNTY OF SCHOOLS SERVICE FUND	$6,527	$0	$0	$0	$0	$0	$0	$0	$0	$0
COVELO GROUP INC.	$475,996	$0	$0	$0	$0	$0	$0	$0	$0	$0
COVELO GROUP, INC.	$1,139,801	$0	$0	$0	$0	$0	$0	$0	$0	$0
COZZI, ANGELA	$200	$0	$0	$0	$0	$0	$0	$0	$0	$0
CPM EDUCATIONAL PROGRAM	$56,800	$0	$0	$0	$0	$0	$0	$0	$0	$0
CRAFTMASTER HARDWARE LLC	$750	$0	$0	$0	$0	$0	$0	$0	$0	$0
CRISE, DOUGLAS AND PATRICIA	$55,167	$0	$0	$0	$0	$0	$0	$0	$0	$0
CROFOOT, LEONARD JOHN	$1,500	$0	$0	$0	$0	$0	$0	$0	$0	$0
CROSS COUNTRY EDUCATION	$87,863	$0	$0	$0	$0	$0	$0	$0	$0	$0
CROWN CASTLE FIBER LLC	$5,532	$0	$0	$0	$0	$0	$0	$0	$0	$0
CRYSTAL SALAS	$19	$0	$0	$0	$0	$0	$0	$0	$0	$0
CSBA CALIFORNIA SCHOOL BOARDS ASSOC	$28,413	$0	$0	$0	$0	$0	$0	$0	$0	$0
CSM CONSULTING INC	$0	$0	$0	$0	$0	$0	$0	$7,714	$0	$0
CULVER-NEWLIN INC	$1,250	$0	$0	$0	$0	$0	$0	$0	$0	$0
CURRAN, EMILY R	$330	$0	$0	$0	$0	$0	$0	$0	$0	$0
CURRAN, MARTIN	$37	$0	$0	$0	$0	$0	$0	$0	$0	$0
CURRICULUM ASSOCIATES LLC	$106,001	$0	$0	$0	$0	$0	$0	$0	$0	$0
CUSTOMGUIDE, INC	$0	$2,400	$0	$0	$0	$0	$0	$0	$0	$0
CUTHBERTSON, CINDA	$442	$0	$0	$0	$0	$0	$0	$0	$0	$0
CUT TIME LLC	$1,745	$0	$0	$0	$0	$0	$0	$0	$0	$0
CYBERSOFT PRIMEROEDGE	$0	$0	$0	$41,320	$0	$0	$0	$0	$0	$0
DAILY JOURNAL CORPORATION	$462	$0	$0	$0	$0	$0	$0	$0	$0	$0
DAISY PEREZ	$3,500	$0	$0	$0	$0	$0	$0	$0	$0	$0
DALY LEE	$600	$0	$0	$0	$0	$0	$0	$0	$0	$0
DANA BARON	$180	$0	$0	$0	$0	$0	$0	$0	$0	$0
DANIEL GOMEZ dba HEAR & C	$2,400	$0	$0	$0	$0	$0	$0	$0	$0	$0
DANIELLE CANAS	$0	$40	$0	$0	$0	$0	$0	$0	$0	$0
DARBINIAN, TATEVIK	$12,000	$0	$0	$0	$0	$0	$0	$0	$0	$0
DARLA GERHARTER	$496	$0	$0	$0	$0	$0	$0	$0	$0	$0
DARLENE SWAN	$0	$0	$0	$23	$0	$0	$0	$0	$0	$0
DAVE BANG & ASSOCIATES INC	$0	$0	$0	$0	$0	$4,676	$0	$0	$0	$0
DAVE MATOS AND TARA WAUGH	$9,959	$0	$0	$0	$0	$0	$0	$0	$0	$0
DAVID A LOKE	$1,035	$0	$0	$0	$0	$0	$0	$0	$0	$0
DAVID ESPANA	$845	$0	$0	$0	$0	$0	$0	$0	$0	$0
DAVID KNATCAL	$160	$0	$0	$0	$0	$0	$0	$0	$0	$0
DAVID OLMOS	$0	$0	$0	$0	$0	$0	$0	$0	$2,117	$0
DAVID REYES	$0	$0	$0	$0	$0	$0	$0	$0	$4,635	$0
DAVID THOMSON	$334	$0	$0	$0	$0	$0	$0	$0	$11,372	$0
DAVID VEZINA	$220	$0	$0	$0	$0	$0	$0	$0	$0	$0
DAVOODI, RAZMIK	$270	$0	$0	$0	$0	$0	$0	$0	$0	$0
DAWN BARNES	$60	$0	$0	$0	$0	$0	$0	$0	$0	$0
DE AVILA, JENNY	$0	$0	$0	$0	$0	$0	$0	$0	$1,932	$0
DEBBIE McHORNEY	$54	$0	$0	$0	$0	$0	$0	$0	$0	$0
DEBBY DEMYANEK	$0	$0	$0	$0	$0	$0	$0	$0	$10,712	$0
DEBORAH ANN FARMER	$0	$0	$0	$0	$0	$0	$0	$0	$6,692	$0
DEBORAH ANN GREGOIRE	$0	$0	$0	$0	$0	$0	$0	$0	$5,973	$0
DEBORAH CRANMER	$0	$0	$0	$0	$0	$0	$0	$0	$5,151	$0
DEBORAH GAL	$0	$0	$0	$0	$0	$0	$0	$0	$6,741	$0
DEBORAH MADRIGAL	$0	$0	$0	$0	$0	$0	$0	$0	$15,356	$0
DEBORAH MERCHAIN	$0	$0	$0	$0	$0	$0	$0	$0	$873	$0
DEBORAH RIGGS	$150	$0	$0	$0	$0	$0	$0	$0	$0	$0

DECKER EQUIPMENT/SCHOOL FIX	$0	$18,305	$0	$0	$0	$0	$0	$0	$0	$0
DELFINO ROMERO	$0	$0	$0	$0	$0	$0	$0	$0	$1,932	$0
DEMCO	$2,179	$1,077	$0	$0	$0	$0	$0	$0	$0	$0
DENA GRIMSHAW	$1,682	$0	$0	$0	$0	$0	$0	$0	$0	$0
DENNIS DANIELSON	$0	$0	$0	$0	$0	$0	$0	$0	$2,240	$0
DENNIS MAXWELL	$18,250	$0	$0	$0	$0	$0	$0	$0	$0	$0
DEPARTMENT OF GENERAL SERVICE	$2,123	$0	$0	$0	$0	$0	$0	$0	$0	$0
DEPARTMENT OF INDUSTRIAL RELATIONS	$11,975	$0	$0	$0	$0	$0	$0	$0	$0	$0
DEPARTMENT OF JUSTICE	$14,244	$0	$0	$0	$0	$0	$0	$0	$0	$0
DEPARTMENT OF SOCIAL SERVICES	$0	$0	$484	$0	$0	$0	$0	$0	$0	$0
DERRICK HUEZO	$650	$0	$0	$0	$0	$0	$0	$0	$0	$0
DeSOTO SALES, INC.	$579	$0	$0	$0	$0	$0	$0	$0	$0	$0
DESOTO SALES INC	$766	$0	$0	$0	$0	$0	$0	$0	$0	$0
DEVIRGILIS, TED	$2,591	$0	$0	$0	$0	$0	$0	$0	$0	$0
DIANA DYSTHE	$98	$0	$0	$0	$0	$0	$0	$0	$0	$0
DIANA MARQUEZ	$250	$0	$0	$0	$0	$0	$0	$0	$0	$0
DIANA RHOADS	$0	$0	$0	$0	$0	$0	$0	$0	$11,375	$0
DIANA SOLORZANO	$236	$0	$0	$0	$0	$0	$0	$0	$0	$0
DICK BLICK CO	$7,643	$0	$0	$0	$0	$0	$0	$0	$0	$0
DIDONATO, CASEY	$409	$0	$0	$0	$0	$0	$0	$0	$0	$0
DIFFIT, INC.	$6,300	$0	$0	$0	$0	$0	$0	$0	$0	$0
DIGITAL BUYER LLC	$0	$0	$0	$0	$0	$0	$793	$0	$0	$0
DIGITAL SCEPTER CORPORATION	$31,000	$0	$0	$0	$0	$0	$0	$0	$0	$0
DINA HARNEY	$370	$0	$0	$0	$0	$0	$0	$0	$0	$0
DINA HARVEY	$180	$0	$0	$0	$0	$0	$0	$0	$0	$0
DISCOUNT SCHOOL SUPPLY	$2,950	$586	$0	$0	$0	$0	$0	$0	$0	$0
DISCOVERY CUBE OF ORANGE COUNTY	$1,039	$0	$0	$0	$0	$0	$0	$0	$0	$0
DISCOVERY EDUCATION INC.	$7,210	$0	$0	$0	$0	$0	$0	$0	$0	$0
DISCOVERY RANCH	$13,349	$0	$0	$0	$0	$0	$0	$0	$0	$0
DISCOVERY SCIENCE CENTER OF ORANGE COUN	$650	$0	$0	$0	$0	$0	$0	$0	$0	$0
DIVISION OF THE STATE ARCHITECT	$0	$0	$0	$0	$0	$11,607	$0	$0	$0	$0
DIY HOME CENTER	$16,549	$0	$0	$0	$0	$0	$0	$0	$0	$0
DMG SC., INC	$1,075	$0	$0	$0	$4,360	$0	$0	$0	$0	$0
DMP PRINTING	$1,290	$0	$0	$0	$0	$0	$0	$0	$0	$0
DOCUMENT TRACKING SERVICES LLC	$9,300	$0	$0	$0	$0	$0	$0	$0	$0	$0
DODD, SHARIE	$18	$0	$0	$0	$0	$0	$0	$0	$0	$0
DODGERS TICKETS LLC	$1,000	$0	$0	$0	$0	$0	$0	$0	$0	$0
DONNA S SPAULDING	$0	$0	$0	$0	$0	$0	$0	$0	$3,880	$0
DONOVAN GLOVER	$1,656	$0	$0	$0	$0	$0	$0	$0	$0	$0
DORADEA, MANUEL	$264	$0	$0	$0	$0	$0	$0	$0	$0	$0
DOROTHY MARGVE	$0	$0	$0	$0	$0	$0	$0	$0	$9,489	$0
DOUBLE TREE BY HILTON	$0	$1,000	$0	$0	$0	$0	$0	$0	$0	$0
DOUG NICOL	$156	$0	$0	$0	$0	$0	$0	$0	$0	$0
DR. AGNESA PAPAZYAN, PSYD PSYCHOLOGY COI	$18,000	$0	$0	$0	$0	$0	$0	$0	$0	$0
DR. DONATINA R. KUNZ	$360	$0	$0	$0	$0	$0	$0	$0	$0	$0
DRECHSLER, MELINDA	$81	$0	$0	$0	$0	$0	$0	$0	$0	$0
DRIFTWOOD DAIRY	$2,489	$0	$0	$152,921	$0	$0	$0	$0	$0	$0
DRIVELINE BASEBALL ENTERPRISES, LLC	$279	$0	$0	$0	$0	$0	$0	$0	$0	$0
DROPLET SOLUTIONS, INC.	$6,500	$0	$0	$0	$0	$0	$0	$0	$0	$0
DUBNOFF/VALLEY HIGH SCHOOL	$27,274	$0	$0	$0	$0	$0	$0	$0	$0	$0
DUDE SOLUTIONS, INC	$43,101	$0	$0	$0	$0	$0	$0	$0	$0	$0
DUNN EDWARDS CORP	$16,329	$0	$0	$0	$0	$0	$0	$0	$0	$0
DUNN EDWARDS CORPORATION/LA	$756	$0	$0	$0	$0	$0	$0	$0	$0	$0
DURHAM SCHOOL SERVICES, L.P.	$3,255	$0	$0	$0	$0	$0	$0	$0	$0	$0
DURYAN, VERZHINE	$1,248	$0	$0	$0	$0	$0	$0	$0	$0	$0
DYLAN YOUNG	$70	$0	$0	$0	$0	$0	$0	$0	$0	$0
ECOCUBICAL INC.	$3,285	$0	$0	$0	$0	$0	$0	$0	$0	$0

ECOS INSTITUTE	$32,465	$0	$0	$0	$0	$0	$0	$0	$0	$0
EDCLUB INC	$1,881	$0	$0	$0	$0	$0	$0	$0	$0	$0
EDGARDO GERONIMO	$1,423	$0	$0	$0	$0	$0	$0	$0	$0	$0
EDGE, ALYSON	$198	$0	$0	$0	$0	$0	$0	$0	$0	$0
EDGE GAIN LTD	$14,500	$0	$0	$0	$0	$0	$0	$0	$0	$0
EDGE GAIN LTD.	$41,250	$0	$0	$0	$0	$0	$0	$0	$0	$0
EDITH CHAVEZ	$258	$0	$0	$0	$0	$0	$0	$0	$0	$0
EDMENTUM	$103,600	$46,153	$0	$0	$0	$0	$0	$0	$0	$0
EDPUZZLE, INC.	$2,940	$0	$0	$0	$0	$0	$0	$0	$0	$0
EDTHEORY LLC	$5,922	$0	$0	$0	$0	$0	$0	$0	$0	$0
EDVOTEK, INC.	$2,043	$0	$0	$0	$0	$0	$0	$0	$0	$0
EDWIN TAYLOR	$897	$0	$0	$0	$0	$0	$0	$0	$0	$0
E.L. ACHIEVE	$1,819	$0	$0	$0	$0	$0	$0	$0	$0	$0
ELAYNE HOWITT	$600	$0	$0	$0	$0	$0	$0	$0	$0	$0
ELECTUDE USA LLC	$2,645	$0	$0	$0	$0	$0	$0	$0	$0	$0
ELITE SANITATION INC.	$6,760	$0	$0	$0	$0	$0	$0	$0	$0	$0
ELIZABETH GREEN	$678	$0	$0	$0	$0	$0	$0	$0	$0	$0
ELIZABETH HAUVER	$10	$0	$0	$0	$0	$0	$0	$0	$0	$0
ELIZABETH LOPEZ CORRALES	$188	$0	$0	$0	$0	$0	$0	$0	$0	$0
ELIZABETH MACKEY	$9,800	$0	$0	$0	$0	$0	$0	$0	$0	$0
ELIZABETH THOMAS	$0	$0	$0	$0	$0	$0	$0	$0	$11,375	$0
ELIZABETH WOOD	$150	$0	$0	$0	$0	$0	$0	$0	$0	$0
ELKE BESVOLDE	$0	$0	$0	$21	$0	$0	$0	$0	$0	$0
ELLEN HUIZAR	$277	$0	$0	$0	$0	$0	$0	$0	$0	$0
ELLEN TREMBLAY	$154	$0	$0	$0	$0	$0	$0	$0	$0	$0
ELLINGSWORTH, BRANDY	$250	$0	$0	$0	$0	$0	$0	$0	$0	$0
ELLIOTT INSTITUTE	$122,863	$0	$0	$0	$0	$0	$0	$0	$0	$0
ELSA ECHEVERRIA	$98	$0	$0	$0	$0	$0	$0	$0	$0	$0
ELVIS CARIAS	$0	$1,586	$0	$0	$0	$0	$0	$0	$0	$0
EMBI TEC	$4,304	$0	$0	$0	$0	$0	$0	$0	$0	$0
EMERALD COVE OUTDOOR SCIENCE INSTITUTE	$1,649	$0	$0	$0	$0	$0	$0	$0	$0	$0
EMILY CADE	$756	$0	$0	$0	$0	$0	$0	$0	$0	$0
EMILY HUNTER	$25	$0	$0	$0	$0	$0	$0	$0	$0	$0
EMILY KUBEK	$103	$0	$0	$0	$0	$0	$0	$0	$0	$0
EMILY NAVA	$10	$0	$0	$0	$0	$0	$0	$0	$0	$0
EMILY PHILLIPS	$3,060	$0	$0	$0	$0	$0	$0	$0	$0	$0
EMILY PIERCE	$199	$0	$0	$0	$0	$0	$0	$0	$0	$0
EMILY WEISBERG	$656	$0	$0	$0	$0	$0	$0	$0	$0	$0
EMPIRE FLOOR MACHINE CO.	$885	$0	$0	$0	$0	$0	$0	$0	$0	$0
EMS LINQ INC	$0	$0	$0	$1,267	$0	$0	$0	$0	$0	$0
ENCORP	$33,735	$0	$0	$0	$7,610	$80,060	$0	$0	$0	$0
ENGIE SERVICES U.S. INC.	$27,844	$0	$0	$0	$0	$0	$0	$0	$0	$0
ENTERPRISE FM TRUST	$54,946	$0	$0	$0	$0	$0	$0	$0	$0	$0
ERICA GARCIA	$121	$0	$0	$0	$0	$0	$0	$0	$0	$0
ERICA KEPSKI	$222	$0	$0	$0	$0	$0	$0	$0	$0	$0
ERICA RAISBECK	$374	$0	$0	$0	$0	$0	$0	$0	$0	$0
ERIC ARMIN INC.	$64	$0	$0	$0	$0	$0	$0	$0	$0	$0
ERIC J CARTER	$6,808	$0	$0	$0	$0	$0	$0	$0	$0	$0
ERIKA COLLINS	$500	$0	$0	$0	$0	$0	$0	$0	$0	$0
ERIN DIAMOND	$250	$0	$0	$0	$0	$0	$0	$0	$0	$0
ERIN MCGUIRE	$75	$0	$0	$0	$0	$0	$0	$0	$0	$0
ESCOBAR, CELIA MOLINA	$0	$0	$0	$0	$0	$0	$0	$0	$3,880	$0
ESGI, LLC	$492	$0	$0	$0	$0	$0	$0	$0	$0	$0
ESTHER JANG	$200	$0	$0	$0	$0	$0	$0	$0	$0	$0
ETM-LA, INC	$55,686	$0	$0	$0	$0	$0	$0	$0	$0	$0
ETS DIGITAL LLC	$0	$2,863	$0	$0	$0	$0	$0	$0	$0	$0
EVERNORTH CARE SOLUTIONS, INC.	$32,426	$467	$942	$1,074	$0	$50	$0	$0	$0	$0

EVERYTHING2GO.COM LLC	$3,359	$0	$0	$0	$0	$0	$0	$0	$0	$0
EWING IRRIGATION PRODUCTS	$7,224	$0	$0	$0	$0	$0	$0	$0	$0	$0
EWING IRRIGATION PRODUCTS, INC.	$3,584	$0	$0	$0	$0	$0	$0	$0	$0	$0
EXPLORELEARNING	$6,683	$0	$0	$0	$0	$0	$0	$0	$0	$0
EXPRESS READERS INC	$1,876	$0	$0	$0	$0	$0	$0	$0	$0	$0
FAIRVIEW LEARNING LLC	$1,295	$0	$0	$0	$0	$0	$0	$0	$0	$0
FAMILY SERVICE AGENCY OF BURBANK	$746,975	$0	$0	$0	$0	$0	$0	$0	$0	$0
FAST DEER BUS CHARTER INC	$11,839	$0	$0	$0	$0	$0	$0	$0	$0	$0
FEDERAL EXPRESS	$415	$0	$0	$0	$0	$0	$0	$0	$0	$0
FEDERAL FINGERPRINTING, INC.	$0	$2,080	$0	$0	$0	$0	$0	$0	$0	$0
FELLERS INC	$606	$0	$0	$0	$0	$0	$0	$0	$0	$0
FERGUSON ENTERPRISES INC #1350	$50,326	$0	$0	$0	$0	$0	$0	$0	$0	$0
FERNANDO GAJAN	$385	$0	$0	$0	$0	$0	$0	$0	$0	$0
FIDELIA SCHNARR	$200	$0	$0	$0	$0	$0	$0	$0	$0	$0
FIDELIA SILLAS	$62	$0	$0	$0	$0	$0	$0	$0	$0	$0
FIELDTURF USA INC	$9,500	$0	$0	$0	$0	$0	$0	$0	$0	$0
FINALSITE	$55,174	$0	$0	$0	$0	$0	$0	$0	$0	$0
FIRST STUDENT, INC	$3,530,968	$0	$0	$0	$0	$0	$0	$0	$0	$0
FISHER SCIENCE EDUCATION	$267	$0	$0	$0	$0	$0	$0	$0	$0	$0
FLEWELLING & MOODY INC	$0	$0	$0	$0	$0	$20,375	$0	$34,682	$0	$0
FLINN SCIENTIFIC INC	$13,953	$0	$0	$0	$0	$0	$0	$0	$0	$0
FLORES, FERNANDO	$0	$0	$871	$0	$0	$0	$0	$0	$0	$0
FLYLEAF PUBLISHING, LLC	$1,251	$0	$0	$0	$0	$0	$0	$0	$0	$0
FMI EQUIPMENT	$15,797	$0	$0	$0	$0	$0	$0	$0	$0	$0
Focus Camera LLC	$639	$0	$0	$0	$0	$0	$0	$0	$0	$0
FOLLETT CONTENT SOLUTIONS LLC	$505	$0	$0	$0	$0	$0	$0	$0	$0	$0
FOLLETT SCHOOL SOLUTIONS, INC	$20,306	$0	$0	$0	$0	$0	$0	$0	$0	$0
FOOD 4 THOUGHT LLC	$0	$0	$0	$18,058	$0	$0	$0	$0	$0	$0
FOOD SAFETY SYSTEMS	$0	$0	$0	$44,100	$0	$0	$0	$0	$0	$0
FOOTHILL CONSORTIUM	$400	$0	$0	$0	$0	$0	$0	$0	$0	$0
FOOTHILL PAINTING COMPANY, INC.	$4,200	$0	$0	$0	$0	$0	$0	$0	$0	$0
FORESTRY SUPPLIES, INC.	$131	$0	$0	$0	$0	$0	$0	$0	$0	$0
FORMA ENGINEERING & CONTRACTING	$0	$0	$0	$0	$0	$870,500	$0	$0	$0	$0
FOUNDATION FOR EDUCATIONAL ADMINISTRATIO	$1,335	$0	$0	$0	$0	$0	$0	$0	$0	$0
FRANCISCO J VILLARREAL	$0	$0	$0	$0	$0	$0	$0	$0	$1,932	$0
FRANKIE KNIGHT	$3,131	$0	$0	$0	$0	$0	$0	$0	$0	$0
FRED KEELER	$33	$0	$0	$0	$0	$0	$0	$0	$0	$0
FRED SCHAFER	$0	$0	$0	$4,750	$0	$0	$0	$0	$0	$0
FRESHWORKS INC	$20,736	$0	$0	$0	$0	$0	$0	$0	$0	$0
FRESHWORKS INC, 1989	$8,394	$0	$0	$0	$0	$0	$0	$0	$0	$0
FRESNO COUNTY SUPERINTENDENT OF SCHOOL	$38,293	$0	$0	$0	$0	$0	$0	$0	$0	$0
FRONTLINE TECHNOLOGIES GROUP LLC	$33,212	$0	$0	$0	$0	$0	$0	$0	$0	$0
FUHR, AMY	$66	$0	$0	$0	$0	$0	$0	$0	$0	$0
FUN EXPRESS LLC	$111	$0	$0	$0	$0	$0	$0	$0	$0	$0
GABRIEL OBREGON	$62	$0	$0	$0	$0	$0	$0	$0	$0	$0
GAMESALAD INC	$969	$0	$0	$0	$0	$0	$0	$0	$0	$0
GARLAND/DBS INC	$120,254	$0	$0	$0	$0	$0	$0	$0	$0	$0
GARVEY EQUIPMENT COMPANY	$16,308	$0	$0	$0	$0	$0	$0	$0	$0	$0
GARY D STROMBERG & ASSOCIATES LLC	$504,367	$0	$0	$0	$0	$0	$0	$0	$0	$0
GARY SHIRTCLIFF	$0	$0	$0	$0	$0	$0	$0	$0	$369	$0
GA TECHNICAL SERVICES INC	$1,345	$0	$0	$0	$0	$0	$0	$0	$0	$0
GAYANE HOVAKIMYAN	$0	$475	$0	$0	$0	$0	$0	$0	$0	$0
GCSYSTEMS, INC	$9,190	$0	$0	$0	$0	$0	$0	$0	$0	$0
GEARY PACIFIC SUPPLY	$139	$0	$0	$0	$0	$0	$0	$0	$0	$0
GENESIS FLOOR COVERING, INC.	$34,707	$0	$0	$4,286	$11,764	$259,889	$0	$0	$0	$0
GENEVA RICHARDS TARANDEK	$0	$0	$0	$0	$0	$0	$0	$0	$7,144	$0
GENNINE LAGMAN	$497	$0	$0	$0	$0	$0	$0	$0	$0	$0

GEORGAN YANTZ	$0	$0	$0	$0	$0	$0	$0	$0	$11,375	$0
GERALD JOHN MAHONEY	$15	$0	$0	$0	$0	$0	$0	$0	$0	$0
GERALD MC KIERNAN	$244	$0	$0	$0	$0	$0	$0	$0	$0	$0
GERARDO MENDEZ	$6,857	$0	$0	$0	$0	$0	$0	$0	$0	$0
G&G GLASS AND MIRROR	$2,080	$0	$0	$0	$0	$0	$0	$0	$0	$0
GHADA BAKHOS	$0	$0	$0	$0	$0	$0	$0	$0	$1,932	$0
GIANA BOMMARITO	$49	$0	$0	$0	$0	$0	$0	$0	$0	$0
GIANNA BERTOLE	$100	$0	$0	$0	$0	$0	$0	$0	$0	$0
GINA ELLIOTT	$0	$0	$0	$0	$0	$0	$0	$0	$11,375	$0
GIRARD & PETERSON INC	$831	$0	$0	$330	$0	$0	$0	$0	$0	$0
GLENDALE BUILDER'S SUPPLIES	$856	$0	$0	$0	$0	$0	$0	$0	$0	$0
GLENDALE UNIFIED SCHOOL DISTRICT	$1,559,785	$0	$0	$0	$0	$0	$0	$0	$0	$0
GLORIA DIANE MEZA	$0	$0	$0	$0	$0	$0	$0	$0	$1,932	$0
GLORIA LARA	$0	$0	$0	$0	$0	$0	$0	$0	$3,141	$0
GM SUPPLIES	$920	$0	$0	$0	$0	$0	$0	$0	$0	$0
GOLDBERG, MICHELLE	$323	$0	$0	$0	$0	$0	$0	$0	$0	$0
GOLD STAR FOODS	$396	$0	$0	$1,573,660	$0	$0	$0	$0	$0	$0
GOPHER SPORT	$51,602	$0	$0	$0	$0	$0	$0	$0	$0	$0
GRAINGER	$22,709	$0	$0	$0	$0	$0	$0	$0	$0	$0
GRAINGER INC	$534	$0	$0	$0	$0	$0	$0	$0	$0	$0
GRANICUS	$36,433	$0	$0	$0	$0	$0	$0	$0	$0	$0
GRANITE CONSTRUCTION COMPANY	$1,914	$0	$0	$0	$0	$0	$0	$0	$0	$0
GRATA CHIU	$251	$0	$0	$0	$0	$0	$0	$0	$0	$0
GRAYBAR	$242	$98	$0	$0	$0	$0	$0	$0	$0	$0
GRAY, MARTHA	$246	$0	$0	$0	$0	$0	$0	$0	$0	$0
GREG MILLER	$2,935	$0	$0	$0	$0	$0	$0	$0	$0	$0
GREGORIO VILLA-GUARDADO	$759	$0	$0	$0	$0	$0	$0	$0	$0	$0
GREGORY CERVANTES	$1,150	$0	$0	$0	$0	$0	$0	$0	$0	$0
GREGORY EVERHART	$301	$0	$0	$0	$0	$0	$0	$0	$0	$0
GRID GRAPHICS, INC.	$900	$0	$0	$0	$0	$0	$0	$0	$0	$0
GRIEDER, JUERG AND JUTTA	$0	$0	$0	$49	$0	$0	$0	$0	$0	$0
GRIMCO, INC.	$2,501	$0	$0	$0	$0	$0	$0	$0	$0	$0
GTG TRANSPORTATION	$60,898	$0	$0	$0	$0	$0	$0	$0	$0	$0
GUITAR CENTER	$37,627	$0	$0	$0	$0	$0	$0	$0	$0	$0
GUNN BEHAVIORAL CARE OF CALIFORNIA, P.C.	$9,000	$0	$0	$0	$0	$0	$0	$0	$0	$0
GWENDOLYN OLICKER	$1,500	$0	$0	$0	$0	$0	$0	$0	$0	$0
HACOPIAN, ZARIK	$0	$0	$0	$0	$0	$0	$0	$0	$873	$0
HAL LEONARD CORPORATION	$75	$0	$0	$0	$0	$0	$0	$0	$0	$0
HALLIE ELIZABETH FLEISHMAN	$0	$0	$0	$0	$0	$0	$0	$0	$10,401	$0
HAND2MIND, INC.	$992	$0	$0	$0	$0	$0	$0	$0	$0	$0
HANDY MARKET	$1,161	$0	$0	$0	$0	$0	$0	$0	$0	$0
Hanover Research Council LLC	$116,390	$0	$0	$0	$0	$0	$0	$0	$0	$0
HARMONY TRAX	$302	$0	$0	$0	$0	$0	$0	$0	$0	$0
HART DESIGN BUILD, INC.	$0	$0	$0	$0	$0	$45,549	$0	$981,414	$0	$0
HASA INC	$15,813	$0	$0	$0	$0	$0	$0	$0	$0	$0
HATCH & CESARIO ATTORNEYS-AT-LAW	$3,498	$0	$0	$0	$0	$0	$0	$0	$0	$0
HATCH, ROBIN	$983	$0	$0	$0	$0	$0	$0	$0	$0	$0
HATHAWAY-SYCAMORES	$1,041,351	$0	$0	$0	$0	$0	$0	$0	$0	$0
HAWTHORNE EDUCATIONAL SERVICES INC	$443	$0	$0	$0	$0	$0	$0	$0	$0	$0
HD SUPPLY FORMERLY HOME DEPOT PRO	$13,654	$0	$0	$0	$0	$0	$0	$0	$0	$0
HD SUPPLY INC	$4,143	$0	$0	$0	$0	$0	$0	$0	$0	$0
HEALTH CONNECTED	$850	$0	$0	$0	$0	$0	$0	$0	$0	$0
HEATHER BLADT	$284	$0	$0	$0	$0	$0	$0	$0	$0	$0
HEATHER O'KEEFE	$51	$0	$0	$0	$0	$0	$0	$0	$0	$0
HECTOR GARCIA	$561	$0	$0	$0	$0	$0	$0	$0	$0	$0
HEGGERTY PHONEMIC AWARENESS	$211	$0	$0	$0	$0	$0	$0	$0	$0	$0
HELENE K MARTE	$0	$0	$0	$0	$0	$0	$0	$0	$11,375	$0

HELP GROUP	$412,750	$0	$0	$0	$0	$0	$0	$0	$0	$0
HENRY ALEXANDER	$58	$0	$0	$0	$0	$0	$0	$0	$0	$0
HENRY SCHEIN INC	$93	$0	$0	$0	$0	$0	$0	$0	$0	$0
HENRY SCHEIN, INC.	$1,547	$0	$0	$0	$0	$0	$0	$0	$0	$0
HERFF JONES INC	$6,483	$0	$0	$0	$0	$0	$0	$0	$0	$0
HERITAGE SCHOOL, INC	$24,379	$0	$0	$0	$0	$0	$0	$0	$0	$0
HERNANDEZ, DOROTHY	$250	$0	$0	$0	$0	$0	$0	$0	$0	$0
HERTZ FURNITURE SYSTEMS CORP	$4,772	$0	$0	$0	$0	$0	$0	$0	$0	$0
HESS AND ASSOCIATES, INC.	$24,250	$0	$0	$0	$0	$0	$0	$0	$0	$0
H & H AUTO PARTS WHOLESALE	$5,856	$0	$0	$0	$0	$0	$0	$0	$0	$0
HIGH TRAILS INC.	$18,480	$0	$0	$0	$0	$0	$0	$0	$0	$0
HIGH TRAILS OUTDOOR SCIENCE SCHOOL	$20,580	$0	$0	$0	$0	$0	$0	$0	$0	$0
HILLSIDES EDUCATION CENTER	$40,803	$0	$0	$0	$0	$0	$0	$0	$0	$0
HILLYARD / LOS ANGELES	$4,253	$0	$0	$0	$0	$0	$0	$0	$0	$0
HISPANIC ARBORIST ASSOCIATION	$1,800	$0	$0	$0	$0	$0	$0	$0	$0	$0
HOBART SERVICE; ITW FOOD EQUIPMENT GROUF	$0	$0	$0	$1,646	$0	$0	$0	$0	$0	$0
HOLA CLINIC BILINGUAL SPEECH LANGUAGE PATI	$2,550	$0	$0	$0	$0	$0	$0	$0	$0	$0
HOLDING HANDS, BURBANK	$154,755	$0	$0	$0	$0	$0	$0	$0	$0	$0
HOLDING HANDS, INC	$25,375	$0	$0	$0	$0	$0	$0	$0	$0	$0
HOLDING HANDS OPCO LLC	$11,988	$0	$0	$0	$0	$0	$0	$0	$0	$0
HOLLY BOYLE	$250	$0	$0	$0	$0	$0	$0	$0	$0	$0
HOLLY SCHILLACI	$66	$0	$0	$0	$0	$0	$0	$0	$0	$0
HOLTZBRINCK PUBLISHERS LLC DBA MPS (MACMI	$9	$0	$0	$0	$0	$0	$0	$0	$0	$0
HOME TRAINING TOOLS, LTD	$359	$0	$0	$0	$0	$0	$0	$0	$0	$0
HOUGHTON MIFFLIN	$3,585	$0	$0	$0	$0	$0	$0	$0	$0	$0
HOWDA DESIGNZ, LLC	$649	$0	$0	$0	$0	$0	$0	$0	$0	$0
HOWIES HOCKEY, INC.	$506	$0	$0	$0	$0	$0	$0	$0	$0	$0
HOWITT, ELAYNE	$87	$0	$0	$0	$0	$0	$0	$0	$0	$0
HUBERT COMPANY	$0	$0	$0	$14,008	$0	$0	$0	$0	$0	$0
HUBERT COMPANY LLC	$0	$0	$0	$1,615	$0	$0	$0	$0	$0	$0
HUNG TRUONG	$85	$0	$0	$0	$0	$0	$0	$0	$0	$0
HYDRAULIC INDUSTRIAL PLUMBING SUPPLY	$9,109	$0	$0	$0	$0	$0	$0	$0	$0	$0
IAN LEPATAN	$0	$0	$0	$0	$0	$0	$0	$0	$7,796	$0
ICAN-B	$382,358	$0	$0	$0	$0	$0	$0	$0	$0	$0
ICS SERVICE CO.	$2,928	$0	$0	$0	$0	$0	$0	$0	$0	$0
IDR ENVIRONMENTAL SERVICES	$8,728	$0	$0	$0	$0	$0	$0	$0	$0	$0
IHEARTMEDIA	$0	$34,400	$0	$0	$0	$0	$0	$0	$0	$0
ILYA PUMPIAN-MINDLIN	$0	$523	$0	$0	$0	$0	$0	$0	$0	$0
IMAGINE LEARNING LLC	$25,109	$0	$0	$0	$0	$0	$0	$0	$0	$0
IMPERIAL DADE	$0	$0	$0	$142,259	$0	$0	$0	$0	$0	$0
INDUSTRIAL METAL SUPPLY	$2,452	$0	$0	$0	$0	$0	$0	$0	$0	$0
INFINITY ELECTRONICS INC.	$11,100	$0	$0	$0	$0	$0	$0	$0	$0	$0
INNA CHALYAN	$0	$0	$0	$52	$0	$0	$0	$0	$0	$0
INSTITUTE FOR MULTI-SENSORY EDUCATION	$41	$0	$0	$0	$0	$0	$0	$0	$0	$0
INSTITUTE FOR THE REDESIGN OF LEARNING	$78,403	$0	$0	$0	$0	$0	$0	$0	$0	$0
INSTRUCTURE, INC.	$18,373	$0	$0	$0	$0	$0	$0	$0	$0	$0
INTEGRATED DEMOLITION AND REMEDIATION, INC	$23,575	$0	$0	$0	$0	$0	$0	$160,000	$0	$0
INTERMOUNTAIN LOCK AND SECURITY SUPPLY	$13,601	$0	$0	$0	$0	$0	$0	$0	$0	$0
INTERMOUNTAIN LOCK & SUPPLY CO	$26	$0	$0	$0	$0	$0	$0	$0	$0	$0
IN TOUCH BEHAVIORAL SERVICES	$16,136	$0	$0	$0	$0	$0	$0	$0	$0	$0
IN TOUCH BEHAVIORAL SERVICES, LLC	$415,955	$0	$0	$0	$0	$0	$0	$0	$0	$0
ISABELLA DE LA TORRE	$10	$0	$0	$0	$0	$0	$0	$0	$0	$0
ISABELLA LOPEZ	$900	$0	$0	$0	$0	$0	$0	$0	$0	$0
ISAIAH ANTHONY AMANO KNOLL	$24,000	$0	$0	$0	$0	$0	$0	$0	$0	$0
ISELA SILVA - GIEDT	$500	$0	$0	$0	$0	$0	$0	$0	$0	$0
ISMAEL LOPEZ	$0	$0	$0	$0	$0	$0	$0	$0	$769	$0
ISO WORKFORCE ALLIANCE	$83,105	$0	$0	$0	$0	$0	$0	$0	$0	$0

ISO WORKFORCE ALLIANCE, INC.	$14,014	$0	$0	$0	$0	$0	$0	$0	$0	$0
ISTVAN 'STEVEN' ORI JR	$0	$84,003	$0	$0	$0	$0	$0	$0	$0	$0
IULIANA VASILESCU PARKER	$240	$0	$0	$0	$0	$0	$0	$0	$0	$0
IVAN ANDRES ZAMUDIO	$25	$0	$0	$0	$0	$0	$0	$0	$0	$0
IXL LEARNING	$47,686	$0	$0	$0	$0	$0	$0	$0	$0	$0
JABBERDOGS	$840	$0	$0	$0	$0	$0	$0	$0	$0	$0
JACKSON WARNER	$526	$0	$0	$0	$0	$0	$0	$0	$0	$0
JACOB BALDWIN	$0	$754	$0	$0	$0	$0	$0	$0	$0	$0
JAIMIE AMIT	$556	$0	$0	$0	$0	$0	$0	$0	$0	$0
JAIUK HUO	$0	$0	$0	$277	$0	$0	$0	$0	$0	$0
JAMES BENTLEY	$288	$0	$0	$0	$0	$0	$0	$0	$0	$0
JAMES CZERWINSKI	$57	$0	$0	$0	$0	$0	$0	$0	$0	$0
JAMES MICHAEL COGAN	$650	$0	$0	$0	$0	$0	$0	$0	$0	$0
JAMES TAROUILLY	$57	$0	$0	$0	$0	$0	$0	$0	$0	$0
JAMF SOFTWARE LLC	$22,167	$0	$0	$0	$0	$0	$0	$0	$0	$0
JAMIE ANDREWS	$0	$0	$0	$0	$0	$0	$0	$0	$6,950	$0
JANELLE VAUGHAN	$150	$0	$0	$0	$0	$0	$0	$0	$0	$0
JANE SINGER	$0	$0	$0	$0	$0	$0	$0	$0	$7,671	$0
JANET A. BRITZ	$27,888	$0	$0	$0	$0	$0	$0	$0	$0	$0
JANET LAM	$78	$0	$0	$0	$0	$0	$0	$0	$0	$0
JANET MCKENNA	$0	$0	$0	$0	$0	$0	$0	$0	$7,385	$0
JANICE GRESHAM	$76	$0	$0	$0	$0	$0	$0	$0	$0	$0
JASMAN SEPRAKI	$0	$0	$0	$0	$0	$0	$0	$0	$6,950	$0
JASON GILLEARN	$253	$0	$0	$0	$0	$0	$0	$0	$0	$0
JAYME EVE ADELSON- GOLDSTEIN	$0	$1,550	$0	$0	$0	$0	$0	$0	$0	$0
JAYNES, DAVID	$0	$0	$0	$0	$0	$0	$0	$0	$15,118	$0
JBHS BASEBALL BOOSTERS INC.	$350	$0	$0	$0	$0	$0	$0	$0	$0	$0
JEANNE HA	$0	$0	$0	$49	$0	$0	$0	$0	$0	$0
JEFF CARL MARDEROSIAN	$14,716	$0	$0	$0	$0	$0	$0	$0	$0	$0
JEFFREY HERB THOMPSON	$0	$0	$0	$0	$0	$0	$0	$0	$8,093	$0
JENELLE BARBIER	$120	$0	$0	$0	$0	$0	$0	$0	$0	$0
JEN LURIE	$373	$0	$0	$0	$0	$0	$0	$0	$0	$0
JENNA FIELDS	$244	$0	$0	$0	$0	$0	$0	$0	$0	$0
JENNIFER ALMER	$594	$0	$0	$0	$0	$0	$0	$0	$0	$0
JENNIFER ANDERSON	$84	$0	$0	$0	$0	$0	$0	$0	$0	$0
JENNIFER AND RAUL LECKIE	$4,019	$0	$0	$0	$0	$0	$0	$0	$0	$0
JENNIFER ASBURY	$152	$0	$0	$0	$0	$0	$0	$0	$0	$0
JENNIFER BANIAN	$87	$0	$0	$0	$0	$0	$0	$0	$0	$0
JENNIFER BOSARI	$80	$0	$0	$0	$0	$0	$0	$0	$0	$0
JENNIFER FLORES	$1,532	$0	$0	$0	$0	$0	$0	$0	$0	$0
JENNIFER FRALEY	$355	$0	$0	$0	$0	$0	$0	$0	$0	$0
JENNIFER FREEMON	$17	$0	$0	$0	$0	$0	$0	$0	$0	$0
JENNIFER GRACE	$1,992	$0	$0	$0	$0	$0	$0	$0	$0	$0
JENNIFER HATEM	$0	$0	$0	$59	$0	$0	$0	$0	$0	$0
JENNIFER KING	$89	$0	$0	$0	$0	$0	$0	$0	$0	$0
JENNIFER KLEIN	$4,292	$0	$0	$0	$0	$0	$0	$0	$0	$0
JENNIFER K LORIGO	$3,400	$0	$0	$0	$0	$0	$0	$0	$0	$0
JERMAN AVANISIAN	$0	$0	$0	$0	$0	$0	$0	$0	$6,950	$0
JEROME MULLADY	$150	$0	$0	$0	$0	$0	$0	$0	$0	$0
JESSICA LEE	$0	$0	$0	$50	$0	$0	$0	$0	$0	$0
JESSICA MCTIGHE	$771	$0	$0	$0	$0	$0	$0	$0	$0	$0
JESSICA PALASKI	$393	$0	$0	$0	$0	$0	$0	$0	$0	$0
JESSICA SANCHEZ	$407	$0	$0	$0	$0	$0	$0	$0	$0	$0
JILL THOMAS	$0	$39	$0	$0	$0	$0	$0	$0	$0	$0
JIMMY CHIN	$0	$0	$0	$0	$0	$0	$0	$0	$8,452	$0
JOAN M GOFFREDO	$32	$0	$0	$0	$0	$0	$0	$0	$0	$0
JOANNE VALLONE	$0	$0	$0	$0	$0	$0	$0	$0	$2,530	$0

JOANN MICHELLE DIXON	$106	$0	$0	$0	$0	$0	$0	$0	$0	$0
JOANN TURNER	$678	$0	$0	$0	$0	$0	$0	$0	$0	$0
JOCLYN CARRELL	$11	$0	$0	$0	$0	$0	$0	$0	$0	$0
JOHN KLEIN	$0	$0	$0	$0	$0	$0	$0	$0	$6,187	$0
JOHN M PARAMO	$1,110	$0	$0	$0	$0	$0	$0	$0	$0	$0
JOHN PHAN	$1,520	$0	$0	$0	$0	$0	$0	$0	$0	$0
JOHNSON, JILL - CUSTODIAN IMPREST ACCT	$197	$0	$0	$0	$0	$0	$0	$0	$0	$0
JOHNSTONE SUPPLY	$29,435	$0	$0	$0	$0	$0	$0	$0	$0	$0
JON-DON, LLC	$0	$4,394	$0	$0	$0	$0	$0	$0	$0	$0
JONELLE PICKETT	$376	$0	$0	$0	$0	$0	$0	$0	$0	$0
JONES SCHOOL SUPPLY CO., INC.	$377	$0	$0	$0	$0	$0	$0	$0	$0	$0
JON POON	$44	$0	$0	$0	$0	$0	$0	$0	$0	$0
JON'S WINDOW & AWNING INC	$1,195	$0	$0	$0	$0	$0	$0	$0	$0	$0
JON WEINBERG	$3,500	$0	$0	$0	$0	$0	$0	$0	$0	$0
JOSE ONTIVEROS	$0	$0	$0	$0	$0	$0	$0	$0	$2,394	$0
JOSEPH BOYD	$0	$0	$0	$0	$0	$0	$0	$0	$15,356	$0
JOSEPH KRUEGER	$228	$0	$0	$0	$0	$0	$0	$0	$1,257	$0
JOSE VALLE	$285	$0	$0	$0	$0	$0	$0	$0	$0	$0
JOSTENS, INC.	$9,894	$1,777	$0	$0	$0	$0	$0	$0	$0	$0
JOYLABZ LLC	$1,577	$0	$0	$0	$0	$0	$0	$0	$0	$0
JOY SYLVIA HSU KONG	$1,664	$0	$0	$0	$0	$0	$0	$0	$0	$0
JOY YOUNG	$163,270	$0	$0	$0	$0	$0	$0	$0	$0	$0
JUAN NOGUERA	$0	$2,283	$0	$0	$0	$0	$0	$0	$0	$0
JUDITH ANNOZINE	$300	$0	$0	$0	$0	$0	$0	$0	$0	$0
JULIANA K. CRUMP	$2,000	$0	$0	$0	$0	$0	$0	$0	$0	$0
JULIE ANN GRENE	$0	$0	$0	$0	$0	$0	$0	$0	$3,068	$0
JULIE ANN LAMBERT	$628	$0	$0	$0	$0	$0	$0	$0	$6,064	$0
JULIE BARNHART	$410	$0	$0	$0	$0	$0	$0	$0	$0	$0
JULIE DAVIS	$0	$0	$0	$0	$0	$0	$0	$0	$7,385	$0
JULIE LEVI	$59	$0	$0	$0	$0	$0	$0	$0	$0	$0
JULIE MARKUSSEN	$36	$0	$0	$0	$0	$0	$0	$0	$0	$0
JULIE TURNER	$4,732	$0	$0	$0	$0	$0	$0	$0	$0	$0
JUNG, GRACE	$248	$0	$0	$0	$0	$0	$0	$0	$0	$0
JUNIOR ACHIEVEMENT OF SOUTHERN CALIFORNI	$10,000	$0	$0	$0	$0	$0	$0	$0	$0	$0
JUNIOR LIBRARY GUILD	$2,260	$0	$0	$0	$0	$0	$0	$0	$0	$0
JURMAN, MARLA	$372	$0	$0	$0	$0	$0	$0	$0	$0	$0
JUSTIN DECOUDREAUX	$0	$0	$0	$0	$0	$0	$0	$0	$0	$0
J.W. PEPPER & SONS INC	$1,341	$0	$0	$0	$0	$0	$0	$0	$0	$0
J.W. PEPPER & SONS, INC	$75	$0	$0	$0	$0	$0	$0	$0	$0	$0
KAHOOT! AS	$2,750	$0	$0	$0	$0	$0	$0	$0	$0	$0
KAPLAN EARLY LEARNING COMPANY	$70	$0	$181	$0	$0	$0	$0	$0	$0	$0
KAREN DARRYN	$0	$0	$0	$0	$0	$0	$0	$0	$11,372	$0
KAREN JUNKER	$1,080	$0	$0	$0	$0	$0	$0	$0	$0	$0
KAREN KAMBOURIAN	$77,900	$0	$0	$0	$0	$0	$0	$0	$0	$0
KAREN KIM	$66	$0	$0	$0	$0	$0	$0	$0	$0	$0
KAREN LYNN EPPORT	$3,500	$0	$0	$0	$0	$0	$0	$0	$0	$0
KAREN NAKASHIMA	$289	$0	$0	$0	$0	$0	$0	$0	$0	$0
KAREN PHARMACY	$230	$0	$0	$0	$0	$0	$0	$0	$0	$0
KARINA RECINOS	$0	$0	$0	$90	$0	$0	$0	$0	$0	$0
KARISSA CAPERINA	$209	$0	$0	$0	$0	$0	$0	$0	$0	$0
KATARINA BREWER	$40	$0	$0	$0	$0	$0	$0	$0	$0	$0
KATELYN VO	$400	$0	$0	$0	$0	$0	$0	$0	$0	$0
KATE MULLIGAN	$500	$0	$0	$0	$0	$0	$0	$0	$0	$0
KATHLEEN BECKETT	$1,500	$0	$0	$0	$0	$0	$0	$0	$0	$0
KATHRYN GONZALEZ	$67	$0	$0	$0	$0	$0	$0	$0	$0	$0
KATHRYN M JORDAN	$604	$0	$0	$0	$0	$0	$0	$0	$0	$0
KATHRYN SESSINGHAUS	$0	$0	$0	$0	$0	$0	$0	$0	$15,356	$0

KATHY DINAPOLI	$0	$0	$0	$0	$0	$0	$0	$0	$2,394	$0
KATHY J YAEGER	$0	$0	$0	$0	$0	$0	$0	$0	$3,880	$0
KAY PARK RECREATION CORPORATION	$21,514	$0	$0	$0	$0	$0	$0	$0	$0	$0
KELLY D. KAESER	$18,000	$0	$0	$0	$0	$0	$0	$0	$0	$0
KELLY FROELICH	$911	$0	$0	$0	$0	$0	$0	$0	$0	$0
KELLY GEE	$92	$0	$0	$0	$0	$0	$0	$0	$0	$0
KELLY SPICERS STORES	$3,687	$0	$0	$0	$0	$0	$0	$0	$0	$0
KEN ADAMS	$0	$0	$0	$63	$0	$0	$0	$0	$0	$0
KEN BROWN	$0	$0	$0	$0	$0	$0	$0	$0	$11,375	$0
KENDALL HUNT PUBLISHING COMPANY	$290	$13,021	$0	$0	$0	$0	$0	$0	$0	$0
KENISE CARTER	$2,021	$0	$0	$0	$0	$0	$0	$0	$0	$0
KENNETH KNOOP	$201	$0	$0	$0	$0	$0	$0	$0	$0	$0
KENT CHAN	$18	$0	$0	$0	$0	$0	$0	$0	$0	$0
KENYAN ARMITAGE	$11,000	$0	$0	$0	$0	$0	$0	$0	$0	$0
KESHET CHAIM DANCERS	$4,500	$0	$0	$0	$0	$0	$0	$0	$0	$0
KEVIN DIXON	$7	$0	$0	$0	$0	$0	$0	$0	$0	$0
KEVORK MADOOGLU	$0	$0	$0	$0	$0	$0	$0	$0	$8,093	$0
KEYANALYTICS	$0	$0	$0	$0	$0	$45,000	$0	$0	$0	$0
KEY CODE MEDIA, INC.	$31,168	$0	$0	$0	$0	$0	$0	$0	$0	$0
KHAN ACADEMY, INC.	$8,415	$0	$0	$0	$0	$0	$0	$0	$0	$0
KIM, BARBARA	$250	$0	$0	$0	$0	$0	$0	$0	$0	$0
KIMBERLY A JOHNSON	$0	$0	$0	$0	$0	$0	$0	$0	$8,093	$0
KIMBERLY WILLIAMS	$0	$0	$0	$0	$0	$0	$0	$0	$6,950	$0
KIM LEANN ANDERSON	$46,013	$0	$0	$0	$0	$0	$0	$0	$3,234	$0
KINETIC LIGHTING INC.	$230	$0	$0	$0	$0	$0	$0	$0	$0	$0
KING'S CUSTOM SHEET METAL	$772	$0	$0	$0	$0	$0	$0	$0	$0	$0
K-LOG	$6,449	$10,120	$0	$0	$0	$0	$0	$0	$0	$0
KNOOP, JULIE	$71	$0	$0	$0	$0	$0	$0	$0	$0	$0
KNOOP, KEITH	$234	$0	$0	$0	$0	$0	$0	$0	$0	$0
KNOTT'S BERRY FARM	$9,429	$0	$0	$0	$0	$0	$0	$0	$0	$0
KONOWALOW, BRITTANY ANN	$0	$0	$0	$0	$0	$0	$0	$0	$0	$0
KOURI, NATHAN & ELOISA	$189,045	$0	$0	$0	$0	$0	$0	$0	$0	$0
KRISKE, DAVID AND JESSICA	$25,421	$0	$0	$0	$0	$0	$0	$0	$0	$0
KRISTIE MASTROLIA	$332	$0	$0	$0	$0	$0	$0	$0	$0	$0
KRISTINA BROWNGARDT	$129	$0	$0	$0	$0	$0	$0	$0	$0	$0
KRISTIN A DI PERRI	$390	$0	$0	$0	$0	$0	$0	$0	$0	$0
KRISTINE JOY CRISTOBAL	$0	$475	$0	$0	$0	$0	$0	$0	$0	$0
KRISTINE RIVLIN	$150	$0	$0	$0	$0	$0	$0	$0	$0	$0
KR NIDA CORPORATION	$21,147	$0	$0	$0	$0	$0	$0	$0	$0	$0
KULCHIN TABORI, LAURIE	$0	$0	$0	$0	$0	$0	$0	$0	$5,967	$0
KULI IMAGE, INC.	$1,149	$0	$0	$0	$0	$0	$0	$0	$0	$0
KUMUDINI GOWDA	$0	$0	$0	$0	$0	$0	$0	$0	$503	$0
KURTZ BROS., INC	$3,694	$0	$0	$0	$0	$0	$0	$0	$0	$0
KUTA SOFTWARE LLC	$1,310	$0	$0	$0	$0	$0	$0	$0	$0	$0
LABYRINTH LEARNING	$0	$21,623	$0	$0	$0	$0	$0	$0	$0	$0
LA CANADA UNIFIED SCHOOL DISTRICT	$11,482	$0	$0	$0	$0	$0	$0	$0	$0	$0
LA CITY CAB LLC	$202,236	$0	$0	$0	$0	$0	$0	$0	$0	$0
LACOE	$65,829	$0	$0	$0	$0	$0	$0	$0	$0	$0
LACOE, DIVISION OF STUDENT SUPPORT SVCS	$3,450	$0	$0	$0	$0	$0	$0	$0	$0	$0
LACOE- DIV OF CURRICULUM & INSTR SVCS (CIS)	$250	$0	$0	$0	$0	$0	$0	$0	$0	$0
LACSTA	$150	$0	$0	$0	$0	$0	$0	$0	$0	$0
LAGUNA CLAY CO	$2,358	$0	$0	$0	$0	$0	$0	$0	$0	$0
LAKESHORE CURRICULUM MATERIAL	$14,568	$0	$0	$0	$0	$0	$1,647	$0	$0	$0
LAKESHORE LEARNING	$2,035	$0	$0	$0	$0	$0	$0	$0	$0	$0
LAKESHORE LEARNING MATERIALS, LLC	$22,769	$0	$0	$0	$0	$0	$0	$0	$0	$0
LALICATA, TRACI	$108	$0	$0	$0	$0	$0	$0	$0	$0	$0
LAPERRIERE, MARIA	$152	$0	$0	$0	$0	$0	$0	$0	$0	$0

LAQUANNIA LEWIS	$60	$0	$0	$0	$0	$0	$0	$0	$0	$0
LARISA CHER CUEVAS	$4	$0	$0	$0	$0	$0	$0	$0	$0	$0
LA SPEECH PATHOLOGY SERVICES, INC	$9,325	$0	$0	$0	$0	$0	$0	$0	$0	$0
LATOYA TAYLOR	$583	$0	$0	$0	$0	$0	$0	$0	$0	$0
LAURA ABRAHAMI MESSIAN	$5,610	$0	$0	$0	$0	$0	$0	$0	$0	$0
LAURA ANDERSON	$341	$0	$0	$0	$0	$0	$0	$0	$0	$0
LAURA BAUMAN	$0	$0	$0	$0	$0	$0	$0	$0	$1,932	$0
LAURA FLOSI	$584	$0	$0	$0	$0	$0	$0	$0	$0	$0
LAURA J WALTER	$4,920	$0	$0	$0	$0	$0	$0	$0	$0	$0
LAURA MANCINI	$689	$0	$0	$0	$0	$0	$0	$0	$0	$0
LAURA MIXON	$0	$0	$0	$0	$0	$0	$0	$0	$2,408	$0
LAURA VINYARD	$594	$0	$0	$0	$0	$0	$0	$0	$0	$0
LAURA VINYARD - IMPREST ACCT	$352	$0	$0	$0	$0	$0	$0	$0	$0	$0
LAUREN WYGLE	$0	$0	$0	$0	$0	$0	$0	$0	$528	$0
LAURIE A HARMON	$0	$0	$0	$0	$0	$0	$0	$0	$8,093	$0
LAURY KELLY	$35	$0	$0	$0	$0	$0	$0	$0	$0	$0
LAVERNE CHIU	$0	$0	$0	$413	$0	$0	$0	$0	$0	$0
LAVITT, HEIDI	$95	$0	$0	$0	$0	$0	$0	$0	$0	$0
LAW OFFICES OF SARIT ARIAM	$7,250	$0	$0	$0	$0	$0	$0	$0	$0	$0
LEADERSHIP BURBANK	$2,300	$0	$0	$0	$0	$0	$0	$0	$0	$0
LEAH MALDONADO	$689	$0	$0	$0	$0	$0	$0	$0	$0	$0
LEARNING A-Z	$3,388	$0	$0	$0	$0	$0	$0	$0	$0	$0
LEARNING DYNAMICS	$9,800	$0	$0	$0	$0	$0	$0	$0	$0	$0
LEARNING WITHOUT TEARS	$178	$0	$0	$0	$0	$0	$0	$0	$0	$0
LEARNIX LLC	$2,486	$0	$0	$0	$0	$0	$0	$0	$0	$0
LEDESMA & MEYER CONSTRUCTION COMPANY, IN	$162,554	$0	$0	$0	$0	$0	$0	$0	$0	$0
LEGASPI, ARLENE	$317	$0	$0	$0	$0	$0	$0	$0	$0	$0
LEGO EDUCATION	$13,557	$0	$0	$0	$0	$0	$0	$0	$0	$0
LENORA AGUILERA	$197	$0	$0	$0	$0	$0	$0	$0	$0	$0
LEONARD J. MOORE II	$1,500	$0	$0	$0	$0	$0	$0	$0	$0	$0
LEONIS ADOBE MUSEUM	$4,161	$0	$0	$0	$0	$0	$0	$0	$0	$0
LESLIE HAWA	$0	$0	$0	$0	$0	$0	$0	$0	$11,375	$0
LESLIE'S POOLMART, INC.	$72	$0	$0	$0	$0	$0	$0	$0	$0	$0
LESSONPIX INC	$324	$0	$0	$0	$0	$0	$0	$0	$0	$0
LESZEK BACZKOWSKI	$0	$0	$0	$0	$0	$0	$0	$0	$3,880	$0
LEVEL 3 COMMUNICATIONS LLC	$10,536	$0	$0	$0	$0	$0	$0	$0	$0	$0
LEVINE & MAYBAUM, LLP	$33,000	$0	$0	$0	$0	$0	$0	$0	$0	$0
LGS MICROSCOPES	$772	$0	$0	$0	$0	$0	$0	$0	$0	$0
LIANN ASMUSSEN	$0	$0	$0	$0	$0	$0	$0	$0	$10,382	$0
LIBERTY PAPER	$53,945	$0	$0	$0	$0	$0	$0	$0	$0	$0
LIBRARYTHING.COM	$240	$0	$0	$0	$0	$0	$0	$0	$0	$0
LIBRE SCHOOL SERVICES	$74,955	$0	$0	$0	$0	$0	$0	$0	$0	$0
LIFESPAN: A CENTER FOR FAMILY PSYCHOLOGIC/	$4,500	$0	$0	$0	$0	$0	$0	$0	$0	$0
LIGHTFOOT, RICHARD	$0	$0	$0	$0	$0	$0	$0	$0	$5,351	$0
LIGHTSPEED TECHNOLOGIES	$3,791	$0	$0	$0	$0	$0	$0	$0	$0	$0
LINCOLN AQUATICS	$125	$0	$0	$0	$0	$0	$0	$0	$0	$0
LINCOLN, KRISTINA	$250	$0	$0	$0	$0	$0	$0	$0	$0	$0
LINDA BITTO	$49	$0	$0	$0	$0	$0	$0	$0	$0	$0
LINDA GUBLER JUNGE	$1,289	$0	$0	$0	$0	$0	$0	$0	$0	$0
LINDA LINDLEY	$0	$0	$0	$0	$0	$0	$0	$0	$1,932	$0
LINDA MARIE SWEENEY	$0	$0	$0	$0	$0	$0	$0	$0	$1,791	$0
LINDA YOUNG	$0	$0	$0	$0	$0	$0	$0	$0	$4,251	$0
LINDE GAS & EQUIPMENT INC	$438	$0	$0	$0	$0	$0	$0	$0	$0	$0
LINGUABEE	$57,322	$0	$0	$0	$0	$0	$0	$0	$0	$0
LINGUABEE LLC	$87,339	$0	$0	$0	$0	$0	$0	$0	$0	$0
LINGUISTIC INC.	$0	$56,000	$0	$0	$0	$0	$0	$0	$0	$0
LINKIN PRINTS	$7,280	$0	$0	$0	$0	$0	$0	$0	$0	$0

LION EXPRESS	$4,901	$0	$0	$0	$0	$0	$0	$0	$0	$0
LISA GALLAGHER	$99	$0	$0	$0	$0	$0	$0	$0	$0	$0
LISA HARRISON	$200	$0	$0	$0	$0	$0	$0	$0	$0	$0
LISA POWELL	$0	$97	$0	$0	$0	$0	$0	$0	$0	$0
LISA RALUY MARTINEZ	$1,300	$0	$0	$0	$0	$0	$0	$0	$0	$0
LISA RALUY-MARTINEZ	$6,740	$0	$0	$0	$0	$0	$0	$0	$0	$0
LITERACY MINNESOTA	$0	$500	$0	$0	$0	$0	$0	$0	$0	$0
LITERACY RESOURCES LLC	$1,665	$0	$0	$0	$0	$0	$0	$0	$0	$0
LIZ COSTELLA	$258	$0	$0	$0	$0	$0	$0	$0	$0	$0
LODI UNIFIED SCHOOL DISTRICT	$0	$0	$0	$1,217	$0	$0	$0	$0	$0	$0
LOREEN M THOMAS	$0	$0	$0	$0	$0	$0	$0	$0	$2,865	$0
LORI PACINO	$3,272	$0	$0	$0	$0	$0	$0	$0	$0	$0
LORI SCHLEINKOFER	$852	$0	$0	$0	$0	$0	$0	$0	$0	$0
LOR MY	$47	$0	$0	$0	$0	$0	$0	$0	$0	$0
LORRI HUBERT	$150	$0	$0	$0	$0	$0	$0	$0	$0	$0
LOS ANGELES COUNTY FIRE DEPARTMENT	$3,150	$0	$0	$0	$0	$0	$0	$0	$0	$0
LOS ANGELES COUNTY OFFICE OF EDUCATION	$500	$0	$0	$0	$0	$0	$0	$0	$0	$0
LOS ANGELES COUNTY TAX COLLECTOR	$8,440	$0	$0	$0	$0	$0	$0	$0	$0	$0
LOS ANGELES ZOO	$350	$0	$0	$0	$0	$0	$0	$0	$0	$0
LOUIS DY	$0	$0	$0	$0	$0	$0	$0	$0	$1,932	$0
LOURDES MOYA	$164	$0	$0	$0	$0	$0	$0	$0	$0	$0
LOVE TO SNACK	$576	$0	$0	$0	$0	$0	$0	$0	$0	$0
LOWE'S HOME IMPROVEMENT	$22,686	$0	$0	$0	$0	$0	$0	$0	$0	$0
LOZANO SMITH	$271,065	$0	$0	$0	$0	$2,469	$0	$0	$0	$0
LRA INTERPRETERS, INC.	$141,453	$0	$0	$0	$0	$0	$0	$0	$0	$0
LRP PUBLICATIONS	$310	$0	$0	$0	$0	$0	$0	$0	$0	$0
LUCIA BOWERS	$1,211	$0	$0	$0	$0	$0	$0	$0	$0	$0
LUIGI ZURADELLI	$360	$0	$0	$0	$0	$0	$0	$0	$0	$0
LUKE ANDERSON	$35,173	$0	$0	$0	$0	$0	$0	$0	$0	$0
LUSINE HUTCHINGS	$0	$230	$0	$0	$0	$0	$0	$0	$0	$0
LYDIA MARINA RIOS	$0	$0	$0	$0	$0	$0	$0	$0	$2,835	$0
LYNDA CAMARILLO	$0	$0	$0	$0	$0	$0	$0	$0	$7,463	$0
MACHOLLYWOOD, INC.	$91,880	$0	$0	$0	$0	$0	$0	$0	$0	$0
MACKIN EDUCATIONAL RESOURCES	$2,292	$0	$0	$0	$0	$0	$0	$0	$0	$0
MACKIN LIBRARY MEDIA	$813	$0	$0	$0	$0	$0	$0	$0	$0	$0
MADDIGAN, DEBORAH	$118	$0	$0	$0	$0	$0	$0	$0	$0	$0
MADELINE ALPERT	$169	$0	$0	$0	$0	$0	$0	$0	$0	$0
MADFIS, LAUREN AND JACOB	$14,450	$0	$0	$0	$0	$0	$0	$0	$0	$0
MADISON VORACHAK	$34	$0	$0	$0	$0	$0	$0	$0	$0	$0
MAD SCIENCE OF LOS ANGELES	$2,180	$0	$0	$0	$0	$0	$0	$0	$0	$0
MAGGIE HESS-WITUCKI	$446	$0	$0	$0	$0	$0	$0	$0	$0	$0
MAGMALL	$217	$0	$0	$0	$0	$0	$0	$0	$0	$0
MANSOORI, JOHN AND NAZIA	$1,311	$0	$0	$0	$0	$0	$0	$0	$0	$0
MARA PAVEL	$53	$0	$0	$0	$0	$0	$0	$0	$0	$0
MARC CLARK	$0	$0	$0	$47	$0	$0	$0	$0	$0	$0
MARENEM INC	$801	$0	$0	$0	$0	$0	$0	$0	$0	$0
MARGARET MORGAN	$686	$0	$0	$0	$0	$0	$0	$0	$10,336	$0
MARGARITA HAKOPIAN	$18	$0	$0	$0	$0	$0	$0	$0	$0	$0
MARIA DORONINA	$15	$0	$0	$0	$0	$0	$0	$0	$0	$0
MARIA ELENA ROMERO	$0	$0	$0	$0	$0	$0	$0	$0	$8,801	$0
MARIA L PEREZ	$0	$0	$0	$0	$0	$0	$0	$0	$2,865	$0
MARIAM ABDELHAMID	$1,157	$0	$0	$0	$0	$0	$0	$0	$0	$0
MARIA MADERA	$176	$0	$0	$0	$0	$0	$0	$0	$0	$0
MARIA MARQUEZ CARMAN	$0	$0	$0	$0	$0	$0	$0	$0	$11,375	$0
MARIANNA AREVALO	$41	$0	$0	$0	$0	$0	$0	$0	$0	$0
MARIANNE FROSTIG CENTER OF EDUCATION THE	$11,154	$0	$0	$0	$0	$0	$0	$0	$0	$0
MARIANNE NOSS	$0	$151	$0	$0	$0	$0	$0	$0	$0	$0

MARIA VILLALTA	$0	$0	$0	$103	$0	$0	$0	$0	$0	$0
MARICAR OLIVEROS	$100	$0	$0	$0	$0	$0	$0	$0	$0	$0
MARICHELLE MATIC	$150	$0	$0	$0	$0	$0	$0	$0	$0	$0
MARILYN LOYD	$5,481	$0	$0	$0	$0	$0	$0	$0	$0	$0
MARINA NAZARYAN	$265	$0	$0	$0	$0	$0	$0	$0	$0	$0
MARIO BARAJAS	$129	$0	$0	$0	$0	$0	$0	$0	$0	$0
MARIPOSA TREE MANAGEMENT INC	$30,200	$0	$0	$0	$0	$0	$0	$0	$0	$0
MARISA BRADFIELD	$1,500	$0	$0	$0	$0	$0	$0	$0	$0	$0
MARK CLARKE	$0	$0	$0	$0	$0	$0	$0	$0	$11,376	$0
MARK FORTIER	$300	$0	$0	$0	$0	$0	$0	$0	$0	$0
MARK HARRIS	$4,050	$0	$0	$0	$0	$0	$0	$0	$0	$0
MARK PALMER	$295	$0	$0	$0	$0	$0	$0	$0	$1,932	$0
MARLENE LARA	$130	$0	$0	$0	$0	$0	$0	$0	$0	$0
MARSHALL MEMO	$400	$0	$0	$0	$0	$0	$0	$0	$0	$0
MARTHA FERGUSON	$0	$0	$0	$0	$0	$0	$0	$0	$2,865	$0
MARTHA LANFEAR	$410	$0	$0	$0	$0	$0	$0	$0	$0	$0
MARTHA WALTER	$184	$0	$0	$0	$0	$0	$0	$0	$0	$0
MARTIN COLLAZOS	$227	$0	$0	$0	$0	$0	$0	$0	$0	$0
MARVIN, KATHERINE COLVIN	$266	$0	$0	$0	$0	$0	$0	$0	$0	$0
MARY BROOKS	$184	$0	$0	$0	$0	$0	$0	$0	$0	$0
MARY HYMAN	$0	$0	$0	$0	$0	$0	$0	$0	$3,880	$0
MARY KELLY	$0	$0	$0	$0	$0	$0	$0	$0	$7,320	$0
MARYSOL COREA	$855	$0	$0	$0	$0	$0	$0	$0	$0	$0
MASLYK, BRITTA	$419	$0	$0	$0	$0	$0	$0	$0	$0	$0
MASSADI ENTERPRISES	$0	$0	$0	$0	$0	$14,000	$0	$33,100	$0	$0
MATTERHACKERS INC	$6,174	$0	$0	$0	$0	$0	$0	$0	$0	$0
MATTHEW DAVID MASSEY	$124	$0	$0	$0	$0	$0	$0	$0	$0	$0
MATTHEW KIM	$0	$0	$0	$77	$0	$0	$0	$0	$0	$0
MATTHEW OSMOND	$1,088	$0	$0	$0	$0	$0	$0	$0	$0	$0
MATTHEW ROCHELEAU	$450	$0	$0	$0	$0	$0	$0	$0	$0	$0
MATTHEW UPTON, SPEAKING OF SUCCESS	$0	$0	$0	$3,200	$0	$0	$0	$0	$0	$0
MAXIM HEALTHCARE SERVICES HOLDINGS, INC.	$30,366	$0	$0	$0	$0	$0	$0	$0	$0	$0
MAXIM HEALTHCARE SERVICES, INC.	$18,456	$0	$0	$0	$0	$0	$0	$0	$0	$0
MAXIM HEALTHCARE STAFFING SERVICES, INC.	$4,489	$0	$0	$0	$0	$0	$0	$0	$0	$0
MAYA CAUBLE	$1,256	$0	$0	$0	$0	$0	$0	$0	$0	$0
MAYA SHAH	$0	$0	$0	$0	$0	$0	$0	$0	$503	$0
MB DANCE INC	$72,425	$0	$24,750	$0	$0	$0	$0	$0	$0	$0
MCCALLA COMPANY JANITORIAL SUPPLIES	$6,205	$0	$0	$0	$0	$0	$0	$0	$0	$0
MCCUNE & HARBER, LLP	$796	$0	$0	$0	$0	$0	$0	$0	$0	$0
McDERMOTT, SARA	$31	$0	$0	$0	$0	$0	$0	$0	$0	$0
MCGRAW HILL LLC	$0	$2,004	$0	$0	$0	$0	$0	$0	$0	$0
MCGUIRE, AMY ELIZABETH	$2,375	$0	$0	$0	$0	$0	$0	$0	$0	$0
MCNUTT, KELLY	$33	$0	$0	$0	$0	$0	$0	$0	$0	$0
McRORY PEDIATRIC SERVICES	$12,473	$0	$0	$0	$0	$0	$0	$0	$0	$0
MCTIGHE, JESSICA	$1,246	$0	$0	$0	$0	$0	$0	$0	$0	$0
MEAGAN GUTIERREZ	$250	$0	$0	$0	$0	$0	$0	$0	$0	$0
MEAN STITCHING INC.	$2,995	$0	$0	$0	$0	$0	$0	$0	$0	$0
MEDCO SUPPLY CO	$725	$0	$0	$0	$0	$0	$0	$0	$0	$0
MEGAN BAUMGARTEN	$246	$0	$0	$0	$0	$0	$0	$0	$0	$0
MELARAGNO, M.D., ALBERT J.	$1,050	$0	$0	$0	$0	$0	$0	$0	$0	$0
MELIDA QUIROS	$108	$0	$0	$0	$0	$0	$0	$0	$0	$0
MELISSA BURTON	$687	$0	$0	$0	$0	$0	$0	$0	$0	$0
MERCEDITA R CORNEJO	$0	$0	$0	$0	$0	$0	$0	$0	$6,950	$0
MEREDITH, JEFF AND TERES	$1,941	$0	$0	$0	$0	$0	$0	$0	$0	$0
MERRY PLUMBING CO INC	$15,874	$0	$0	$0	$0	$0	$0	$0	$0	$0
MFCP INC	$77	$0	$0	$0	$0	$0	$0	$0	$0	$0
MICHAEL A DECARO	$0	$0	$0	$0	$0	$0	$0	$0	$3,438	$0

MICHAEL AND LEAH CARBONE	$46,490	$0	$0	$0	$0	$0	$0	$0	$0	$0
MICHAEL FARBER	$68	$0	$0	$0	$0	$0	$0	$0	$0	$0
MICHAEL HIRSH	$547	$0	$0	$0	$0	$0	$0	$0	$0	$0
MICHELE ZEPEDA	$355	$0	$0	$0	$0	$0	$0	$0	$0	$0
MICHELLE DUNCAN	$0	$0	$0	$0	$0	$0	$0	$0	$0	$0
MICHELLE GREEN	$185	$0	$0	$0	$0	$0	$0	$0	$0	$0
MICHELLE HILDRETH	$591	$0	$0	$0	$0	$0	$0	$0	$0	$0
MICHELLE MACNEILL	$396	$0	$0	$0	$0	$0	$0	$0	$0	$0
MICHELS, JOHN	$250	$0	$0	$0	$0	$0	$0	$0	$0	$0
MIDAMERICA ADMINISTRATIVE & RETIREMENT SO	$0	$0	$0	$0	$0	$0	$0	$0	$0	$116,346
MIGUEL, JENNIFER	$0	$0	$0	$34	$0	$0	$0	$0	$0	$0
MIGUEL MORALES	$25	$0	$0	$0	$0	$0	$0	$0	$0	$0
MIKE C. LEE	$3,900	$0	$0	$0	$0	$0	$0	$0	$0	$0
MIKE TAMAZYAN	$0	$0	$0	$0	$0	$0	$6,139	$0	$0	$0
MILAGROS MARINO	$0	$0	$0	$0	$0	$0	$0	$0	$792	$0
MILMAN LAW, APC	$6,500	$0	$0	$0	$0	$0	$0	$0	$0	$0
MINASSIANS, ALEX	$96	$0	$0	$0	$0	$0	$0	$0	$0	$0
MINDFUL CONNECTIONS	$2,500	$0	$0	$0	$0	$0	$0	$0	$0	$0
MINGA SOLUTIONS US INC.	$11,000	$0	$0	$0	$0	$0	$0	$0	$0	$0
MITCH BLANK	$187	$0	$0	$0	$0	$0	$0	$0	$0	$0
MKM BOLLYSTARS DANCE COMPANY	$3,833	$0	$0	$0	$0	$0	$0	$0	$0	$0
MNSON WESTERN, LLC	$970	$0	$0	$0	$0	$0	$0	$0	$0	$0
MOBILE ED PRODUCTIONS, INC.	$6,980	$0	$0	$0	$0	$0	$0	$0	$0	$0
MOBYMAX EDUCATION, LLC	$5,916	$0	$0	$0	$0	$0	$0	$0	$0	$0
MOLLYE DE ARMENDI	$115	$0	$0	$0	$0	$0	$0	$0	$0	$0
MONIQUE KALACHI	$754	$0	$0	$0	$0	$0	$0	$0	$0	$0
MONTGOMERY HARDWARE COMPANY	$31,224	$0	$0	$0	$0	$793,910	$0	$0	$0	$0
MOONLIGHT SIGN CO LLC	$14,143	$0	$0	$0	$0	$0	$0	$0	$0	$0
MOZHDEH JAMISON	$185	$0	$0	$0	$0	$0	$0	$0	$0	$0
MULLIN, WINONA	$0	$0	$0	$0	$0	$0	$0	$0	$1,704	$0
MULTI-HEALTH SYSTEMS	$8,690	$0	$0	$0	$0	$0	$0	$0	$0	$0
MUSCO CORPORATION	$4,044	$0	$0	$0	$0	$0	$0	$0	$0	$0
MUSIC CENTER	$5,625	$0	$0	$0	$0	$0	$0	$0	$0	$0
MUTUAL OF OMAHA	$174,739	$147	$566	$306	$0	$16	$0	$0	$0	$0
MYRNA SANCHEZ	$0	$0	$0	$130	$0	$0	$0	$0	$0	$0
MYSTERY SCIENCE	$1,795	$0	$0	$0	$0	$0	$0	$0	$0	$0
N2Y	$63,510	$0	$0	$0	$0	$0	$0	$0	$0	$0
NAIROBI ACEVEDO CHAVEZ	$321	$0	$0	$0	$0	$0	$0	$0	$0	$0
NANCY BRUHN	$0	$0	$0	$0	$0	$0	$0	$0	$5,939	$0
NANCY FITZGERALD	$483	$0	$0	$0	$0	$0	$0	$0	$0	$0
NANCY J MARTIN	$0	$0	$0	$0	$0	$0	$0	$0	$9,398	$0
NANCY SNOWDEN	$0	$0	$0	$0	$0	$0	$0	$0	$3,880	$0
NAPA AUTO PARTS	$4,864	$0	$0	$0	$0	$0	$0	$0	$0	$0
NARINEH BARZEGAR	$2,780	$0	$0	$0	$0	$0	$0	$0	$0	$0
NARVA ENTERPRISES LLC	$14,565	$0	$0	$0	$0	$0	$0	$0	$0	$0
NASCO WEST	$3,167	$0	$0	$0	$0	$0	$0	$0	$0	$0
NASSP/NASC	$784	$0	$0	$0	$0	$0	$0	$0	$0	$0
NATALIE ANN IRONS	$1,300	$0	$0	$0	$0	$0	$0	$0	$0	$0
NATALIE KESHISHIAN	$25	$0	$0	$0	$0	$0	$0	$0	$0	$0
NATHANIEL A BENTON	$372	$0	$0	$0	$0	$0	$0	$0	$0	$0
NATIONAL ACADEMY FOUNDATION	$10,000	$0	$0	$0	$0	$0	$0	$0	$0	$0
NATIONAL ASSOCIATION OF ELEMENTARY SCHOC	$934	$0	$0	$0	$0	$0	$0	$0	$0	$0
NATIONAL HEALTHCAREER ASSOCIATION	$0	$12,780	$0	$0	$0	$0	$0	$0	$0	$0
NATIONAL OUTDOOR FURNITURE, INC.	$3,905	$0	$0	$0	$0	$0	$0	$0	$0	$0
NATIONAL SEATING & MOBILITY, INC.	$1,584	$0	$0	$0	$0	$0	$0	$0	$0	$0
NATIONAL STUDENT CLEARINGHOUSE	$1,190	$0	$0	$0	$0	$0	$0	$0	$0	$0
NCS PEARSON INC	$39,975	$0	$0	$0	$0	$0	$0	$0	$0	$0

NEARPOD LLC	$11,500	$0	$0	$0	$0	$0	$0	$0	$0	$0
NEWSELA, INC.	$4,860	$0	$0	$0	$0	$0	$0	$0	$0	$0
NEW YORK LIFE INSURANCE CO	$0	$0	$0	$0	$0	$0	$0	$0	$0	$1,892
NEXTDAY DELIVERY SERIVCE	$511	$0	$0	$0	$0	$0	$0	$0	$0	$0
NEXTDAY DELIVERY SERIVCE, LLC	$685	$0	$0	$0	$0	$0	$0	$0	$0	$0
NICHOLAS CASCELLI	$18,000	$0	$0	$0	$0	$0	$0	$0	$0	$0
NICHOLAS HALE	$151	$0	$0	$0	$0	$0	$0	$0	$0	$0
NICHOLAS MESQUITA	$16	$0	$0	$0	$0	$0	$0	$0	$0	$0
NICHOLE MOORE	$846	$0	$0	$0	$0	$0	$0	$0	$0	$0
NICHOLSON, JENNIFER	$396	$0	$0	$0	$0	$0	$0	$0	$0	$0
NICK RAIL MUSIC INC	$14,752	$0	$0	$0	$0	$0	$0	$0	$0	$0
NIKKI CAPSHAW	$29	$0	$0	$0	$0	$0	$0	$0	$0	$0
NINYO AND MOORE	$0	$0	$0	$0	$0	$21,173	$0	$0	$0	$0
NJP SPORTS INC	$40,528	$0	$0	$0	$0	$0	$0	$0	$0	$0
NOEMI G. LOKMANIAN	$15,960	$0	$0	$0	$0	$0	$0	$0	$0	$0
NOREDINK CORP.	$5,493	$0	$0	$0	$0	$0	$0	$0	$0	$0
NORTHERN SAFETY CO., INC.	$696	$0	$0	$0	$0	$0	$0	$0	$0	$0
NORTHERN SAFETY & INDUSTRIAL	$1,622	$0	$0	$0	$0	$0	$0	$0	$0	$0
NTT AMERICA INC	$83,613	$0	$0	$0	$0	$167,806	$0	$0	$0	$0
NURTURING NESTS THERAPY CENTER	$1,613,251	$0	$0	$0	$0	$0	$0	$0	$0	$0
NURTURING NESTS THERAPY CENTER INC	$597,381	$0	$0	$0	$0	$0	$0	$0	$0	$0
OFFICE DEPOT/ BUSINESS SERVICES DIVISION	$75,609	$6,805	$0	$0	$0	$0	$1,097	$0	$0	$0
OGANES CHIMAYAN	$0	$0	$0	$0	$0	$0	$2,351	$0	$0	$0
OKAPI EDUCATIONAL PUBLISHING INC.	$38,151	$0	$0	$0	$0	$0	$0	$0	$0	$0
O'KEEFE, JESSICA	$1,042	$0	$0	$0	$0	$0	$0	$0	$0	$0
OLD GROVE ORANGE, INC	$0	$0	$0	$73,383	$0	$0	$0	$0	$0	$0
OLIVIA BLOCK	$259	$0	$0	$0	$0	$0	$0	$0	$0	$0
ONDATJE CONTRACTING INC.	$1,086	$0	$0	$0	$0	$0	$0	$0	$0	$0
ORANGE COUNTY DEPT OF EDUCATION	$1,850	$0	$0	$0	$0	$0	$0	$0	$0	$0
OSCAR ESPITIA	$18	$0	$0	$0	$0	$0	$0	$0	$0	$0
OUTLOOK NEWSPAPERS	$7,160	$0	$0	$3,736	$0	$0	$840	$0	$0	$0
OXFORD UNIVERSITY PRESS CUSTOMER SERVICI	$0	$1,048	$0	$0	$0	$0	$0	$0	$0	$0
OZO EDU, INC.	$14,902	$0	$0	$0	$0	$0	$0	$0	$0	$0
PACIFIC COACHWAYS CHARTER SERVICES INC	$21,086	$0	$0	$0	$0	$0	$0	$0	$0	$0
PACIFIC GYPSUM SUPPLY, INC.	$2,649	$0	$0	$0	$0	$0	$0	$0	$0	$0
PACIFIC NORTHWEST PUBLISHING	$46	$0	$0	$0	$0	$0	$0	$0	$0	$0
PAES PRODUCTIONS, LLC	$47,441	$0	$0	$0	$0	$0	$0	$0	$0	$0
PALI INSTITUTE	$63,960	$0	$0	$0	$0	$0	$0	$0	$0	$0
PAMELA A. ELLIS	$0	$0	$0	$0	$0	$0	$0	$0	$3,141	$0
PAMELA COHEN	$0	$0	$0	$0	$0	$0	$0	$0	$11,375	$0
PAOLA PEREZ	$0	$475	$0	$0	$0	$0	$0	$0	$0	$0
PAPER DIRECT	$342	$278	$0	$0	$0	$0	$0	$0	$0	$0
PAPER RECYCLING & SHREDDING SPECIALISTS, II	$1,126	$0	$0	$0	$0	$0	$0	$0	$0	$0
PARADIGM HEALTHCARE SERVICES, LLC	$56,251	$0	$0	$0	$0	$0	$0	$0	$0	$0
PARAGON INDUSTRIES, LP	$13,549	$0	$0	$0	$0	$0	$0	$0	$0	$0
PARALLAX INC	$499	$0	$0	$0	$0	$0	$0	$0	$0	$0
PASHEN, CHELSEA	$251	$0	$0	$0	$0	$0	$0	$0	$0	$0
PATEL, DIPALI	$1,334	$0	$0	$0	$0	$0	$0	$0	$0	$0
PATRICIA GAMBOA	$0	$31	$0	$0	$0	$0	$0	$0	$0	$0
PATRICIA GARFIELD	$0	$0	$0	$0	$0	$0	$0	$0	$10,285	$0
PATRICIA IVANKOVIC	$0	$0	$0	$0	$0	$0	$0	$0	$7,385	$0
PATRICIA VALDIVIA GOLASKI	$0	$0	$0	$0	$0	$0	$0	$0	$9,398	$0
PATRICK CARMAN	$0	$0	$0	$0	$0	$0	$0	$0	$11,375	$0
PATRIOT FIRE PROTECTION	$16,119	$0	$0	$0	$0	$0	$0	$0	$0	$0
PATTY ARREDONDO	$79	$0	$0	$0	$0	$0	$0	$0	$0	$0
PAULA MORRIS	$0	$0	$0	$73	$0	$0	$0	$0	$0	$0
PAUL O HERDER	$90	$0	$0	$0	$0	$0	$0	$0	$0	$0

PAYNE, MARBELL	$150	$0	$0	$0	$0	$0	$0	$0	$0	$0
PEAP	$1,615	$0	$0	$0	$0	$0	$0	$0	$0	$0
PEARSON	$532	$3,009	$0	$0	$0	$0	$0	$0	$0	$0
PEARSON VUE	$1,446	$5,999	$0	$0	$0	$0	$0	$0	$0	$0
PEGGY BARTA	$0	$0	$0	$18	$0	$0	$0	$0	$0	$0
PERFECTION PAINTING CORP	$0	$0	$0	$0	$332,800	$0	$0	$0	$0	$0
PERMA BOUND A DIV OF HERTZBERG NEW METH(	$648	$0	$0	$0	$0	$0	$0	$0	$0	$0
PERMA-BOUND A DIV OF HERTZBERG-NEW METH	$982	$0	$0	$0	$0	$0	$0	$0	$0	$0
PERRY REX BULLINGTON	$0	$0	$0	$0	$0	$0	$0	$0	$11,375	$0
PERRY, TAMARA	$77	$0	$0	$0	$0	$0	$0	$0	$0	$0
PETER KNAPIK	$1,063	$0	$0	$0	$0	$0	$0	$0	$0	$0
PETERSEN, NANCY	$250	$0	$0	$0	$0	$0	$0	$0	$0	$0
PHILADELPHIA INDEMNITY INSURANCE COMPANY	$0	$0	$0	$0	$0	$0	$0	$151,195	$0	$0
PHILLIP HARRIS	$0	$0	$0	$0	$0	$0	$0	$0	$1,932	$0
PICABOO YEARBOOKS	$3,015	$0	$0	$0	$0	$0	$0	$0	$0	$0
PIONEER CHEMICAL CO	$323	$0	$0	$0	$0	$0	$0	$0	$0	$0
PITSCO EDUCATION, LLC	$13,637	$0	$0	$0	$0	$0	$0	$0	$0	$0
PLANETBIDS, LLC	$0	$0	$0	$0	$0	$40,050	$0	$0	$0	$0
PLAYPOWER LT FARMINGTON	$22,573	$0	$0	$0	$0	$0	$0	$0	$0	$0
PLUMBERS DEPOT INC	$98	$0	$0	$0	$0	$0	$0	$0	$0	$0
PLUMBING WHOLESALE OUTLET INC	$3,131	$0	$0	$0	$0	$0	$0	$0	$0	$0
PNC BANK C/O FIRST BOOK	$486	$0	$0	$0	$0	$0	$0	$0	$0	$0
PNC C/O FELLERS LLC	$3,775	$0	$0	$0	$0	$0	$0	$0	$0	$0
POCKET NURSE	$0	$4,933	$0	$0	$0	$0	$0	$0	$0	$0
POSITIVE DEVELOPMENT	$46,305	$0	$0	$0	$0	$0	$0	$0	$0	$0
POSITIVE DEVELOPMENT OF CALIFORNIA PROFES	$32,750	$0	$0	$0	$0	$0	$0	$0	$0	$0
POZOS, ROSALINDA	$331	$0	$0	$0	$0	$0	$0	$0	$0	$0
PREMIER LIGHTING & PROD CO	$352	$0	$0	$0	$0	$0	$0	$0	$0	$0
PREMIER LIGHTING & PRODUCTION	$133	$0	$0	$0	$0	$0	$0	$0	$0	$0
PRIME EDUCATION PRODUCTS LLC	$214	$0	$0	$0	$0	$0	$0	$0	$0	$0
PRINTERSAURUS REX, INC.	$7,058	$0	$0	$0	$0	$0	$0	$0	$0	$0
PRINT & FINISHING SOLUTIONS	$5,416	$0	$0	$0	$0	$0	$0	$0	$0	$0
PRINT KRAZE	$4,283	$0	$0	$0	$0	$0	$0	$0	$0	$0
PROCARE THERAPY	$21,120	$0	$0	$0	$0	$0	$0	$0	$0	$0
PRO-ED	$3,532	$0	$0	$0	$0	$0	$0	$0	$0	$0
PRO-ED PAYMENTS/REMITTANCE	$1,304	$0	$0	$0	$0	$0	$0	$0	$0	$0
PROFESSIONAL TURF SPECIALTIES, INC.	$49,300	$0	$0	$0	$0	$0	$0	$0	$0	$0
PROFESSIONAL TUTORS OF AMERICA, INC	$13,144	$0	$0	$0	$0	$0	$0	$0	$0	$0
PROJECT LEAD THE WAY INC	$2,150	$0	$0	$0	$0	$0	$0	$0	$0	$0
PROJECT WAYFINDER INC.	$2,500	$0	$0	$0	$0	$0	$0	$0	$0	$0
PRO LINE GYM FLOORS INC.	$20,000	$0	$0	$0	$0	$0	$0	$0	$0	$0
PRO LITERACY WORLDWIDE	$0	$4,978	$0	$0	$0	$0	$0	$0	$0	$0
PROMPTER PEOPLE, INC.	$11,942	$0	$0	$0	$0	$0	$0	$0	$0	$0
PROTOCOL AGENCY, INC.	$11,445	$0	$0	$0	$0	$0	$0	$0	$0	$0
PSI CONSULTING, INC.	$141	$0	$0	$0	$0	$0	$0	$0	$0	$0
PTA CALIFORNIA CONGRESS OF PARENTS TEACH	$18,603	$0	$0	$0	$0	$0	$0	$0	$0	$0
PTM DOCUMENT SYSTEMS	$2,116	$0	$0	$0	$0	$0	$0	$0	$0	$0
PUBLIC EMPLOYEES' RET SYSTEM	$16,883,797	$190,190	$232,932	$229,735	$0	$25,725	$0	$0	$869,746	$0
PULLEN, MICHAEL AND TAM, YU	$126,149	$0	$0	$0	$0	$0	$0	$0	$0	$0
PUMPMAN HOLDINGS LLC	$54,560	$0	$0	$0	$0	$0	$0	$0	$0	$0
PURPLE COMMUNICATIONS INC	$915	$1,444	$0	$0	$0	$0	$0	$0	$0	$0
QUADIENT, INC.	$39	$0	$0	$0	$0	$0	$0	$0	$0	$0
QUADIENT LEASING USA INC	$5,706	$0	$0	$0	$0	$0	$0	$0	$0	$0
QUALITY LOCATING INC	$1,660	$7,720	$0	$0	$0	$0	$0	$0	$0	$0
QUALITY LOGO PRODUCTS INC	$750	$0	$0	$0	$0	$0	$0	$0	$0	$0
QUEST THERAPY GROUP	$78,152	$0	$0	$0	$0	$0	$0	$0	$0	$0
QUEST THERAPY GROUP, LLC	$502,228	$0	$0	$0	$0	$0	$0	$0	$0	$0

QUN DAI	$0	$0	$0	$486	$0	$0	$0	$0	$0	$0
RAFAELA LIZARRAGA	$0	$0	$0	$0	$0	$0	$0	$0	$2,865	$0
RALPH DEJEAN FALLS	$0	$0	$0	$0	$0	$0	$0	$0	$2,682	$0
RANDY M OGAWA	$0	$0	$0	$0	$0	$0	$0	$0	$3,074	$0
RAPTOR TECHNOLOGIES LLC	$69,038	$0	$0	$0	$0	$0	$0	$0	$0	$0
RAUL RICARDO	$0	$0	$0	$0	$0	$0	$11,195	$0	$0	$0
RAWLINGS MECHANICAL CORP	$25,386	$0	$0	$0	$0	$0	$0	$0	$0	$0
RAYMOND WEST INTRALOGISTICS SOLUTIONS	$8,676	$0	$0	$0	$0	$0	$0	$0	$0	$0
RAZIA ARELLANO	$219	$0	$0	$0	$0	$0	$0	$0	$0	$0
RCM TECHNOLOGIES INC	$104,983	$0	$0	$0	$0	$0	$0	$0	$0	$0
READ NATURALLY INC	$2,850	$0	$0	$0	$0	$0	$0	$0	$0	$0
READTHEORY EDUCATION SERVICES INC.	$0	$168	$0	$0	$0	$0	$0	$0	$0	$0
REALLY GOOD STUFF LLC	$6,350	$0	$0	$0	$0	$0	$0	$0	$0	$0
REBECCA BERGH	$223	$0	$0	$0	$0	$0	$0	$0	$0	$0
REBECCA DUFFIELD	$1,080	$0	$0	$0	$0	$0	$0	$0	$0	$0
REBECCA HARRIS	$274	$0	$0	$0	$0	$0	$0	$0	$0	$0
REBECCA PLATNER	$191	$0	$0	$0	$0	$0	$0	$0	$0	$0
REBECCA RODRIGUEZ	$0	$0	$0	$0	$0	$0	$0	$0	$1,932	$0
REBECCA SMITH	$1,089	$0	$0	$0	$0	$0	$0	$0	$0	$0
REBECCA WEBER	$63	$0	$0	$0	$0	$0	$0	$0	$0	$0
REBEKAH BURCHAM	$427	$0	$0	$0	$0	$0	$0	$0	$0	$0
RED RIVER PRESS INC	$0	$8,856	$0	$0	$0	$0	$0	$0	$0	$0
REFRIGERATION HARDWARE SUPPLY CORP	$869	$0	$0	$0	$0	$0	$0	$0	$0	$0
REFRIGERATION SUPPLIES DIST	$75,301	$0	$0	$0	$0	$0	$0	$0	$0	$0
REINOSO, PATRICIA	$209	$0	$0	$0	$0	$0	$0	$0	$0	$0
RELIABLE FLOOR COVERING, INC	$12,147	$27,257	$0	$0	$4,184	$0	$0	$0	$0	$0
RENAISSANCE LEARNING INC	$117,092	$0	$0	$0	$0	$0	$0	$0	$0	$0
RENEE NORMAN MILLER	$0	$0	$0	$0	$0	$0	$0	$0	$13,960	$0
RENTOKIL NORTH AMERICA INC	$0	$0	$0	$134	$0	$0	$0	$0	$0	$0
RESTAURANT SUPPLY LLC	$16,119	$0	$0	$0	$0	$0	$0	$0	$0	$0
RHYAN M. ADAMS	$4,050	$0	$0	$0	$0	$0	$0	$0	$0	$0
RICHARD D LIGHTFOOT	$0	$0	$0	$0	$0	$0	$0	$0	$3,069	$0
RICHARD JAMES SARQUIZ	$0	$0	$0	$0	$0	$0	$0	$0	$6,351	$0
RICHARD PIPER	$113	$0	$0	$0	$0	$0	$0	$0	$0	$0
RIDDELL/ALL AMERICAN SPORTS CORP	$28,375	$0	$0	$0	$0	$0	$0	$0	$0	$0
RIGGED THEATRICAL CONTRACTORS, INC.	$1,954	$0	$0	$0	$0	$0	$0	$0	$0	$0
RITA MORGAN	$123,640	$0	$0	$0	$0	$0	$0	$0	$0	$0
RITA VARTANIANS AND SEPOOH MKRTICH	$5,000	$0	$0	$0	$0	$0	$0	$0	$0	$0
RIVERSIDE INSIGHTS	$25,929	$0	$0	$0	$0	$0	$0	$0	$0	$0
RK PHYSICAL THERAPY SERVICES PC	$3,000	$0	$0	$0	$0	$0	$0	$0	$0	$0
RNS COMMUNICATIONS INC	$0	$8,550	$0	$0	$0	$0	$0	$0	$0	$0
ROBERT D. ALCANTAR	$0	$0	$0	$0	$0	$0	$0	$0	$3,880	$0
ROBERT IWAN	$53	$0	$0	$0	$0	$0	$0	$0	$0	$0
ROBERT LEE	$320	$0	$0	$0	$0	$0	$0	$0	$0	$0
ROBERTSON, RISA	$56	$0	$0	$0	$0	$0	$0	$0	$0	$0
ROBIN RICKMAN	$0	$0	$0	$0	$0	$21	$0	$0	$0	$0
ROBYN ANDERS	$1,974	$0	$0	$0	$0	$0	$0	$0	$0	$0
ROBYN RUSSON	$159	$0	$0	$0	$0	$0	$0	$0	$0	$0
ROCHESTER 100 INC	$811	$0	$0	$0	$0	$0	$0	$0	$0	$0
ROCKLER WOODWORKING AND HARDWARE	$3,526	$0	$0	$0	$0	$0	$0	$0	$0	$0
RONALD LEE YOUNG	$448	$0	$0	$0	$0	$0	$0	$0	$0	$0
RONDINELLA, DAWN	$0	$0	$0	$0	$0	$0	$0	$0	$1,248	$0
RON YOUNG	$141	$0	$0	$0	$0	$0	$0	$0	$0	$0
ROSANNE ROBLES LONGTAIN	$0	$0	$0	$0	$0	$0	$0	$0	$5,900	$0
ROSE GARCIA	$0	$0	$0	$0	$0	$0	$0	$0	$8,093	$0
ROSEMARIE RODRIGUEZ	$0	$0	$0	$0	$0	$0	$0	$0	$3,234	$0
ROSEMARYANN PALMA	$230	$0	$0	$0	$0	$0	$0	$0	$0	$0

ROSETTA WALLACE	$36	$0	$0	$0	$0	$0	$0	$0	$0	$0
ROSIE MCCUTCHEON	$820	$0	$0	$0	$0	$0	$0	$0	$0	$0
R & S OVERHEAD DOORS OF SOUTH BAY, INC.	$448	$0	$0	$0	$0	$0	$0	$0	$0	$0
RUBACK, SHARYL	$557	$0	$0	$0	$0	$0	$0	$0	$0	$0
RUBEN, JENNIFER	$88	$0	$0	$0	$0	$0	$0	$0	$0	$0
RUPALI PAREKH	$119	$0	$0	$0	$0	$0	$0	$0	$0	$0
RUSH HAMDEN	$857	$0	$0	$0	$0	$0	$0	$0	$0	$0
RUSSELL SIGLER INC	$10,852	$0	$0	$0	$0	$0	$0	$0	$0	$0
RUSSELL SIGLER INC.	$63,610	$0	$0	$0	$6,398	$0	$0	$0	$0	$0
RUSS OSMONSON	$100	$0	$0	$0	$0	$0	$0	$0	$0	$0
RUTHIE DIFONZO	$0	$0	$0	$0	$0	$0	$0	$0	$11,372	$0
RUTH VALADEZ	$9,083	$0	$0	$0	$0	$0	$0	$0	$0	$0
RYAN COLEMAN	$238	$0	$0	$0	$0	$0	$0	$0	$0	$0
RYAN CURRAN	$98	$0	$0	$0	$0	$0	$0	$0	$0	$0
RYAN ELECTRIC, INC.	$12,050	$0	$0	$0	$0	$0	$0	$0	$0	$0
RYAN GRENDON	$150	$0	$0	$0	$0	$0	$0	$0	$0	$0
RYAN HEWSON	$1,200	$0	$0	$0	$0	$0	$0	$0	$0	$0
RYANNE MESCHKAT	$5,232	$0	$0	$0	$0	$0	$0	$0	$0	$0
RYDIN	$2,720	$0	$0	$0	$0	$0	$0	$0	$0	$0
SABRINA RUIZ-EMMONS	$111,031	$0	$0	$0	$0	$0	$0	$0	$0	$0
SACRAMENTO COUNTY OFFICE OF EDUCATION	$0	$1,490	$0	$0	$0	$0	$0	$0	$0	$0
SAHAGUN, LISA	$239	$0	$0	$0	$0	$0	$0	$0	$0	$0
SAIDA VALDEZ	$553	$0	$0	$0	$0	$0	$0	$0	$0	$0
SALLY A COTREL	$0	$0	$0	$0	$0	$0	$0	$0	$11,375	$0
SAMANTHA BENSON	$793	$0	$0	$0	$0	$0	$0	$0	$0	$0
SAMUEL NAVARRO	$136	$0	$0	$0	$0	$0	$0	$0	$0	$0
SANDRA DE BARROS	$64,652	$0	$0	$0	$0	$0	$0	$0	$11,380	$0
SANDRA ENGEL	$0	$0	$0	$0	$0	$0	$0	$0	$8,093	$0
SANDRA FISCHER	$144	$0	$0	$0	$0	$0	$0	$0	$0	$0
SANDRA KELLEY	$50	$0	$0	$0	$0	$0	$0	$0	$0	$0
SANDRA KING	$34,407	$0	$0	$0	$0	$0	$0	$0	$0	$0
SANDRA MACIAS	$3,992	$0	$0	$0	$0	$0	$0	$0	$0	$0
SANDY HILLEGAART	$2,677	$0	$0	$0	$0	$0	$0	$0	$0	$0
SANDY TRAINOR	$176	$0	$0	$0	$0	$0	$0	$0	$0	$0
SAN JOAQUIN COUNTY OFFICE OF EDUCATION	$3,498	$0	$0	$0	$0	$0	$0	$0	$0	$0
SAN LUIS AUTO GLASS	$535	$0	$0	$0	$0	$0	$0	$0	$0	$0
SARA BAUER	$97	$0	$0	$0	$0	$0	$0	$0	$0	$0
SARAH CAAMANO	$120	$0	$0	$0	$0	$0	$0	$0	$0	$0
SARAH ELIZABETH GIVEN	$3,147	$0	$0	$0	$0	$0	$0	$0	$0	$0
SARAH GOURIAN	$0	$0	$95	$0	$0	$0	$0	$0	$0	$0
SARAHI GARCIA	$20	$0	$0	$0	$0	$0	$0	$0	$0	$0
SARAH INDERMILL	$36	$0	$0	$0	$0	$0	$0	$0	$0	$0
SARAH KNAUFF SPEECH THERAPY	$169,340	$0	$0	$0	$0	$0	$0	$0	$0	$0
SARAH RUDCHENKO	$323	$0	$0	$0	$0	$0	$0	$0	$0	$0
SARAH SCHWARTZ	$15	$0	$0	$0	$0	$0	$0	$0	$0	$0
SARAH SOROWICE	$146	$0	$0	$0	$0	$0	$0	$0	$0	$0
SARA WELLS	$250	$0	$0	$0	$0	$0	$0	$0	$0	$0
SARA WILTSHIRE	$996	$0	$0	$0	$0	$0	$0	$0	$0	$0
SARKIS NIKOGOSIAN	$16,000	$0	$0	$0	$0	$0	$0	$0	$0	$0
SCANTRON CORPORATION	$1,595	$640	$0	$0	$0	$0	$0	$0	$0	$0
SCHACKNE, JESSICA	$97	$0	$0	$0	$0	$0	$0	$0	$0	$0
SCHLOYER EDUCATIONAL AUDIOLOGY ASSOCIAT	$3,442	$0	$0	$0	$0	$0	$0	$0	$0	$0
SCHOLASTIC	$11,946	$0	$0	$0	$0	$0	$0	$0	$0	$0
SCHOLASTIC INC.	$110	$0	$0	$0	$0	$0	$0	$0	$0	$0
SCHOOL DATEBOOKS	$746	$0	$0	$0	$0	$0	$0	$0	$0	$0
SCHOOL LIFE A DIVISION OF IMAGESTUFF	$33	$0	$0	$0	$0	$0	$0	$0	$0	$0
SCHOOL MATE	$2,042	$0	$0	$0	$0	$0	$0	$0	$0	$0

SCHOOL NURSE SUPPLY	$2,508	$0	$0	$0	$0	$0	$0	$0	$0	$0
SCHOOL OUTFITTERS	$5,565	$0	$0	$0	$0	$0	$0	$0	$0	$0
SCHOOL OUTFITTERS LLC	$3,124	$16,297	$0	$0	$0	$0	$0	$0	$0	$0
SCHOOL OUTLET	$9,210	$0	$0	$0	$0	$0	$0	$0	$0	$0
SCHOOLOUTLET.COM	$6,749	$0	$0	$0	$0	$0	$0	$0	$0	$0
SCHOOL SERVICES OF CALIFORNIA, INC	$9,730	$0	$0	$0	$0	$0	$0	$0	$0	$0
SCHOOLS FIRST FCU	$0	$0	$0	$0	$0	$0	$0	$0	$0	$54,210
SCHOOL SPECIALTY LLC	$22,544	$0	$0	$0	$0	$0	$886	$0	$0	$0
SCHOOL-TECH, INC.	$24	$0	$0	$0	$0	$0	$0	$0	$0	$0
SCHOOL ZONE TRANSPORTATION, INC	$93,920	$0	$0	$0	$0	$0	$0	$0	$0	$0
SCN WORLDWIDE, LLC	$1,092	$887	$0	$0	$0	$0	$0	$0	$0	$0
SCREENCASTIFY LLC	$720	$0	$0	$0	$0	$0	$0	$0	$0	$0
SECURITECH	$3,450	$0	$0	$0	$0	$0	$0	$0	$0	$0
SEDGWICK CMS INC	$32,236	$0	$0	$0	$0	$0	$0	$0	$0	$0
SEGURA, GINA	$13	$0	$0	$0	$0	$0	$0	$0	$0	$0
SENAIDA JANET GARCIA	$0	$29	$0	$0	$0	$0	$0	$0	$0	$0
SERBAN SOUND AND COMMUNICATIONS	$1,945	$0	$0	$0	$0	$0	$0	$0	$0	$0
SETH HARDING	$812	$0	$0	$0	$0	$0	$0	$0	$0	$0
SEWER LINE SERVICES, INC.	$46,225	$0	$0	$0	$0	$0	$0	$0	$0	$0
SEYMOUR, DREW	$104	$0	$0	$0	$0	$0	$0	$0	$0	$0
SHAKEH SHAHBAZIAN	$80	$0	$0	$0	$0	$0	$0	$0	$0	$0
SHAKER SHIRTS	$2,012	$0	$0	$0	$0	$0	$0	$0	$0	$0
SHAMROCK INC	$0	$159	$0	$0	$0	$0	$0	$0	$0	$0
SHANA DURAN	$44	$0	$0	$0	$0	$0	$0	$0	$0	$0
SHARI LYNNE AUPROUX	$0	$0	$0	$0	$0	$0	$0	$0	$11,375	$0
SHARON D CUSEO	$0	$0	$0	$0	$0	$0	$0	$0	$7,827	$0
SHARON INMAN	$0	$0	$0	$0	$0	$0	$0	$0	$3,880	$0
SHARP ELECTRONICS CORPORATION	$54,008	$0	$0	$0	$0	$0	$0	$0	$0	$0
SHARP ELECTRONICS CORRPORATION	$278,427	$0	$0	$0	$0	$0	$0	$0	$0	$0
SHAW HR CONSULTING, INC	$10,863	$0	$0	$0	$0	$0	$0	$0	$0	$0
SHAWN LEE MULLOY	$0	$0	$0	$0	$0	$0	$0	$0	$8,093	$0
SHEARER, SANDRA	$277	$0	$0	$0	$0	$0	$0	$0	$0	$0
SHELLEY J. DAVIES	$0	$0	$0	$0	$0	$0	$0	$0	$3,007	$0
SHELLEY LaFOUNTAINE	$0	$0	$0	$0	$0	$0	$0	$0	$3,898	$0
SHERYL HAMBRO	$0	$0	$0	$0	$0	$0	$0	$0	$8,093	$0
SHIFFLER EQUIPMENT SALES, INC	$350	$0	$0	$0	$0	$0	$0	$0	$0	$0
SHIFFLER EQUIPMENT SALES, INC.	$795	$0	$0	$0	$0	$0	$0	$0	$0	$0
SHIGEKO HANADA	$123	$0	$0	$0	$0	$0	$0	$0	$0	$0
SHI INTERNATIONAL CORP	$54,006	$19,425	$0	$0	$0	$0	$0	$0	$0	$0
SIDELINE POWER	$964	$0	$0	$0	$0	$0	$0	$0	$0	$0
SIERRA ARANA	$0	$0	$0	$20	$0	$0	$0	$0	$0	$0
SIGNAL HILL AUTO ENTERPRISES, INC.	$4,101	$0	$0	$0	$0	$0	$0	$0	$0	$0
SIGN UP INTERPRETING SERVICES, LLC	$959,095	$0	$0	$0	$0	$0	$0	$0	$0	$0
SILVA GARABEDIAN	$217	$0	$0	$0	$0	$0	$0	$0	$0	$0
SIMA, MARIA	$0	$0	$0	$0	$0	$0	$0	$0	$1,377	$0
SIMA NAZEM	$0	$0	$0	$0	$0	$0	$0	$0	$2,530	$0
SIMON RUBYAN	$0	$0	$0	$0	$0	$0	$4,665	$0	$0	$0
SITEONE LANDSCAPE SUPPLY, LLC	$9,502	$0	$0	$0	$0	$0	$0	$0	$0	$0
SKAUG TRUCK BODY WORKS	$7,031	$0	$0	$0	$0	$0	$0	$0	$0	$0
SKILLSUSA CALIFORNIA, TREASURER	$5,800	$0	$0	$0	$0	$0	$0	$0	$0	$0
SMARDAN SUPPLY BURBANK	$48,040	$0	$0	$10,715	$0	$0	$0	$0	$0	$0
SMARDAN SUPPLY - FV	$3,686	$0	$0	$0	$0	$0	$0	$0	$0	$0
SMARTETOOLS, INC.	$60,900	$0	$0	$0	$0	$0	$0	$0	$0	$0
SMART & FINAL STORES CORP	$5,618	$739	$87	$0	$0	$0	$0	$0	$0	$0
SMITH, KRISTIE	$147	$0	$0	$0	$0	$0	$0	$0	$0	$0
SMITH, SUSAN	$250	$0	$0	$0	$0	$0	$0	$0	$0	$0
SMITH, TERI	$0	$0	$0	$0	$0	$0	$0	$0	$0	$0

SO CAL EQUIPMENT REPAIR, INC.	$608	$0	$0	$0	$0	$0	$0	$0	$0	$0
SO CAL TURF AND TRACTOR	$691	$0	$0	$0	$0	$0	$0	$0	$0	$0
SODE SCHOOL OF PERFORMING ARTS	$3,733	$0	$0	$0	$0	$0	$0	$0	$0	$0
SOFTCHOICE CORP	$133,077	$0	$0	$0	$0	$0	$0	$0	$0	$0
SOLARWINDS	$924	$0	$0	$132	$0	$0	$0	$0	$0	$0
SOLIANT	$68,990	$0	$0	$0	$0	$0	$0	$0	$0	$0
SONIA BANKS	$0	$0	$0	$0	$0	$0	$0	$0	$11,372	$0
SONRISE ELECTRIC	$5,326	$0	$0	$0	$0	$0	$0	$0	$0	$0
SORENSEN, TRACY	$40	$0	$0	$0	$0	$0	$0	$0	$0	$0
SOUTH COAST AQMD	$707	$0	$0	$0	$0	$0	$0	$0	$0	$0
SOUTHEASTERN EQUIPMENT & SUPPLY, INC.	$19,772	$0	$0	$0	$0	$0	$0	$0	$0	$0
SOUTHEAST LOCK SUPPLY LLC	$6,285	$0	$0	$0	$0	$0	$0	$0	$0	$0
SOUTHERN CALIFORNIA GAS COMPANY	$171,877	$0	$126	$0	$0	$0	$0	$0	$0	$0
SOUTHERN CALIFORNIA NEWS GROUP	$640	$0	$0	$0	$0	$0	$0	$0	$0	$0
SOUTHPAW ENTERPRISES	$546	$0	$0	$0	$0	$0	$0	$0	$0	$0
SOUTHWEST MOBILE STORAGE, INC.	$8,637	$0	$0	$0	$0	$0	$0	$0	$0	$0
SOUTHWEST SCHOOL & OFFICE SUPPLY	$8,399	$297	$284	$0	$0	$0	$0	$0	$0	$0
SOUTHWINDS TRANSPORTATION	$2,011	$0	$0	$0	$0	$0	$0	$0	$0	$0
SP2	$1,995	$0	$0	$0	$0	$0	$0	$0	$0	$0
SPEC CONSTRUCTION CO., INC.	$6,713	$0	$0	$0	$0	$0	$0	$0	$0	$0
SPECIAL EDUCATION PARENTS	$0	$0	$0	$0	$0	$0	$0	$0	$0	$0
SPEDEX CONSULTING LLC	$27,912	$0	$0	$0	$0	$0	$0	$0	$0	$0
SPEECHCOM, INC	$30,240	$0	$0	$0	$0	$0	$0	$0	$0	$0
SPHERO, INC.	$4,754	$0	$0	$0	$0	$0	$0	$0	$0	$0
SPICERS PAPER CO	$139,931	$0	$0	$0	$0	$0	$0	$0	$0	$0
SQUARE SIGNS LLC	$0	$65,835	$0	$0	$0	$0	$0	$0	$0	$0
SQUISHY CIRCUITS STORE LLC	$277	$0	$0	$0	$0	$0	$0	$0	$0	$0
SRE PINS	$1,356	$0	$0	$0	$0	$0	$0	$0	$0	$0
S & S WORLDWIDE	$73	$0	$0	$0	$0	$0	$0	$0	$0	$0
S & S WORLDWIDE INC	$833	$0	$0	$0	$0	$0	$0	$0	$0	$0
STACIE HANNOUCHE	$10	$0	$0	$0	$0	$0	$0	$0	$0	$0
STARFALL EDUCATION FOUNDATION	$355	$0	$0	$0	$0	$0	$0	$0	$0	$0
STAR OF CA	$19,962	$0	$0	$0	$0	$0	$0	$0	$0	$0
STAR OF CA, ERA ED STEPPING STONES GRP	$13,106	$0	$0	$0	$0	$0	$0	$0	$0	$0
STAR OF CA, LLC	$65,342	$0	$0	$0	$0	$0	$0	$0	$0	$0
STEFANIE ENOKIAN	$505	$0	$0	$0	$0	$0	$0	$0	$0	$0
STEIN, ALISON	$1,720	$0	$0	$0	$0	$0	$0	$0	$0	$0
STELLA KIM	$18	$0	$0	$0	$0	$0	$0	$0	$0	$0
STELLA M VERANO	$0	$0	$0	$0	$0	$0	$0	$0	$8,111	$0
STELLA PERRY	$99	$0	$0	$0	$0	$0	$0	$0	$0	$0
STEMFINITY LLC	$4,330	$0	$0	$0	$0	$0	$0	$0	$0	$0
STEPHANIE CARRILLO	$95	$0	$0	$0	$0	$0	$0	$0	$0	$0
STEPHANIE FIELDS	$0	$0	$501	$0	$0	$0	$0	$0	$0	$0
STEPHANIE ROSS	$12	$0	$0	$0	$0	$0	$0	$0	$0	$0
STEPHANIE STOCKTON	$1,002	$0	$0	$0	$0	$0	$0	$0	$0	$0
STEP ONE INC dba: BLUE CANH20	$32,035	$0	$0	$0	$0	$0	$0	$0	$0	$0
STEVEN EDWARD MOOS	$500	$0	$0	$0	$0	$0	$0	$0	$0	$0
STEVEN HUBBELL	$450	$0	$0	$0	$0	$0	$0	$0	$0	$0
STEVE WEISS MUSIC	$10,155	$0	$0	$0	$0	$0	$0	$0	$0	$0
STOCK-TRAK INC.	$900	$0	$0	$0	$0	$0	$0	$0	$0	$0
STORIWR	$1,500	$0	$0	$0	$0	$0	$0	$0	$0	$0
STUDENT TELEVISION NETWORK	$2,450	$0	$0	$0	$0	$0	$0	$0	$0	$0
STUMBAUGH & ASSOCIATES INC	$2,831	$0	$0	$0	$0	$0	$0	$0	$0	$0
SUE-ELLEN EINBINDER	$200	$0	$0	$0	$0	$0	$0	$0	$0	$0
SUMDOG INC.	$4,209	$0	$0	$0	$0	$0	$0	$0	$0	$0
SUNBELT CONTROLS INC	$8,229	$0	$0	$0	$0	$0	$0	$0	$0	$0
SUNBELT RENTALS, INC.	$4,473	$0	$0	$0	$0	$0	$0	$0	$0	$0

SUNBELT STAFFING	$20,654	$0	$0	$0	$0	$0	$0	$0	$0	$0
SUN COUNTRY PLAYGROUNDS, INC.	$7,500	$0	$0	$0	$0	$0	$0	$0	$0	$0
SUNDANCE QUILTING LLC	$418	$0	$0	$0	$0	$0	$0	$0	$0	$0
SUNRISE TO SUNSET FOOD SERVICE INC	$726	$0	$0	$0	$0	$0	$0	$0	$0	$0
SUSAN DALIAN	$2,040	$0	$0	$0	$0	$0	$0	$0	$0	$0
SUSAN ELAINE HAMMEL	$600	$0	$0	$0	$0	$0	$0	$0	$0	$0
SUSAN LISTRO	$0	$0	$0	$0	$0	$0	$0	$0	$1,932	$0
SWEETWATER SOUND INC	$31,229	$0	$0	$0	$0	$0	$0	$0	$0	$0
S.W. SCHOOL SUPPLY	$88,310	$3,142	$8,312	$0	$0	$0	$0	$0	$0	$0
TALAR TOPALIAN	$231	$0	$0	$0	$0	$0	$0	$0	$0	$0
TANGIBLE PLAY, INC.	$1,999	$0	$0	$0	$0	$0	$0	$0	$0	$0
TANIA CASTREJON	$0	$65	$0	$0	$0	$0	$0	$0	$0	$0
TAPANYAN, ANIE	$264	$0	$0	$0	$0	$0	$0	$0	$0	$0
TARA SHERMAN	$407	$0	$0	$0	$0	$0	$0	$0	$0	$0
TARGET SPECIALTY PRODUCTS	$8,356	$0	$0	$0	$0	$0	$0	$0	$0	$0
TAYLOR PROMOTIONAL PRODUCTS INC.	$0	$3,746	$0	$0	$0	$0	$0	$0	$0	$0
T.B.F. INVESTMENTS, INC	$0	$0	$0	$99,219	$0	$0	$0	$0	$0	$0
TCI	$4,682	$0	$0	$0	$0	$0	$0	$0	$0	$0
TCI TEACHERS' CURRICULUM INSTITUTE	$4,708	$0	$0	$0	$0	$0	$0	$0	$0	$0
TDS	$0	$0	$0	$0	$0	$0	$0	$0	$0	$2,147,705
TEACHER CREATED MATERIALS	$216	$0	$0	$0	$0	$0	$0	$0	$0	$0
TEACHER DIRECT	$30	$0	$0	$0	$0	$0	$0	$0	$0	$0
TEACHER SYNERGY, LLC	$667	$0	$0	$0	$0	$0	$0	$0	$0	$0
TECHNICAL MULTIMEDIA DESIGN, INC	$13,148	$0	$0	$0	$0	$0	$0	$0	$0	$0
TERESA WILLIAMS	$494	$0	$0	$0	$0	$0	$0	$0	$0	$0
TERRI GANEY	$0	$0	$0	$5	$0	$0	$0	$0	$0	$0
TERRI WILLIAMSON	$58	$0	$0	$0	$0	$0	$0	$0	$0	$0
TEXAS AMERICA SAFETY COMPANY	$108	$0	$0	$0	$0	$0	$0	$0	$0	$0
TEXAS LIFE INSURANCE CO	$0	$0	$0	$0	$0	$0	$0	$0	$0	$21,976
TEXTBOOK WAREHOUSE INC	$33,113	$0	$0	$0	$0	$0	$0	$0	$0	$0
TEXTHELP INC.	$31,263	$0	$0	$0	$0	$0	$0	$0	$0	$0
THE ALMANSOR CENTER	$253,927	$0	$0	$0	$0	$0	$0	$0	$0	$0
THEATRE WEST	$1,116	$0	$0	$0	$0	$0	$0	$0	$0	$0
THEATREWORLD BACKDROPS, LLC	$577	$0	$0	$0	$0	$0	$0	$0	$0	$0
THE BRUMAN GROUP, PLLC	$595	$0	$0	$0	$0	$0	$0	$0	$0	$0
THE CIRCLE	$145	$0	$0	$0	$0	$0	$0	$0	$0	$0
THE GARLAND CO INC.	$463,588	$0	$0	$0	$0	$0	$0	$0	$0	$0
The Hanover Research Council LLC	$116,270	$0	$0	$0	$0	$0	$0	$0	$0	$0
THE HILLSIDE SCHOOL & LEARNING CENTER	$82,105	$0	$0	$0	$0	$0	$0	$0	$0	$0
THE HITT COMPANIES	$51	$0	$0	$0	$0	$0	$0	$0	$0	$0
THE LIBRARY STORE, INC.	$17,628	$0	$0	$0	$0	$0	$0	$0	$0	$0
THELMA NEWBY	$290	$0	$0	$0	$0	$0	$0	$0	$0	$0
THE PENCIL STORE	$138	$0	$0	$0	$0	$0	$0	$0	$0	$0
THE POCKETLAB	$1,561	$0	$0	$0	$0	$0	$0	$0	$0	$0
THERAPY IN ACTION	$1,563	$0	$0	$0	$0	$0	$0	$0	$0	$0
THERAPY STAFF LLC	$42,244	$0	$0	$0	$0	$0	$0	$0	$0	$0
THERESA DAOU	$0	$0	$0	$0	$0	$0	$0	$0	$6,692	$0
THERESA NICOLAOU	$0	$0	$0	$0	$0	$0	$0	$0	$1,932	$0
THERESA SETTLEMOIR	$0	$0	$0	$0	$0	$0	$0	$0	$2,143	$0
THE SIGN STUDIO	$1,674	$0	$0	$0	$0	$0	$0	$0	$0	$0
THE SPEECH PATHOLOGY GROUP	$47,960	$0	$0	$0	$0	$0	$0	$0	$0	$0
THE STANDARD INSURANCE COMPANY	$0	$0	$0	$0	$0	$0	$0	$0	$0	$77,248
THE STEPPING STONES GROUP LLC	$85,907	$0	$0	$0	$0	$0	$0	$0	$0	$0
THE TORO COMPANY	$2,480	$0	$0	$0	$0	$0	$0	$0	$0	$0
THE VOLITION GROUP, INC.	$3,500	$0	$0	$0	$0	$0	$0	$0	$0	$0
THE ZONES OF REGULATION, INC.	$240	$0	$0	$0	$0	$0	$0	$0	$0	$0
THOMAS MAZZIOTTI	$2,600	$0	$0	$0	$0	$0	$0	$0	$0	$0

THOMAS TYMINSKI	$455	$0	$0	$0	$0	$0	$0	$0	$0	$0
TIFFANY BAKAS	$6,210	$0	$0	$0	$0	$0	$0	$0	$0	$0
TIFFANY CHANG	$131	$0	$0	$0	$0	$0	$0	$0	$0	$0
TIFFANY DESIMONE	$0	$0	$0	$0	$0	$0	$0	$0	$8,093	$0
TIFFANY MAXWELL	$2,516	$0	$0	$0	$0	$0	$0	$0	$0	$0
TIME AND ALARM SYSTEMS	$63,076	$89,366	$0	$0	$0	$0	$0	$0	$0	$0
TIME FOR KIDS SUBSCRIPTIONS	$462	$0	$0	$0	$0	$0	$0	$0	$0	$0
TIMOTHY L. BEHM INC.	$0	$0	$0	$51,145	$0	$0	$0	$0	$0	$0
TIMOTHY SOMERS	$154	$0	$0	$0	$0	$0	$0	$0	$0	$0
TIMOTHY SULLIVAN	$0	$0	$0	$0	$0	$0	$0	$0	$5,973	$0
TIMOTHY TRACE	$0	$0	$0	$0	$0	$0	$0	$0	$2,865	$0
TINA NUNEZ TELLEZ	$0	$0	$0	$0	$0	$0	$0	$0	$1,764	$0
TINY EYE TECHNOLOGIES CORPORATION	$318	$0	$0	$0	$0	$0	$0	$0	$0	$0
TMK HAWK PARENT, CORP	$8,241	$0	$0	$0	$0	$0	$0	$0	$0	$0
T-MOBILE	$5,770	$0	$0	$0	$0	$0	$0	$0	$0	$0
TODAY'S CLASSROOM LLC	$603	$0	$0	$0	$0	$0	$0	$0	$0	$0
TODD LAVENTURE	$0	$689	$0	$0	$0	$0	$0	$0	$0	$0
TONY VON HALLE	$208	$0	$0	$0	$0	$0	$0	$0	$0	$0
TOOLEY, LAURA	$0	$0	$0	$0	$0	$0	$0	$0	$11,375	$0
TOOLS4EVER	$12,179	$0	$0	$0	$0	$0	$0	$0	$0	$0
TOOLS TO GROW OT	$575	$0	$0	$0	$0	$0	$0	$0	$0	$0
TOOL TIME	$3,894	$0	$0	$0	$0	$0	$0	$0	$0	$0
TOTAL APPTITUDE	$1,992	$0	$0	$0	$0	$0	$0	$0	$0	$0
TOTAL COMPENSATION SYSTEMS, INC	$2,880	$0	$0	$0	$0	$0	$0	$0	$0	$0
TOTAL CORPORATE SECURITY LLC	$4,320	$0	$0	$0	$0	$0	$0	$0	$0	$0
TOTAL MD INC.	$0	$21,600	$0	$0	$0	$0	$0	$0	$0	$0
TOTAL SCHOOL SOLUTIONS	$0	$0	$0	$0	$0	$0	$13,250	$0	$0	$0
TRACY SHAH	$53	$0	$0	$0	$0	$0	$0	$0	$0	$0
TRAIN PARTY EXPRESS, LLC	$625	$0	$0	$0	$0	$0	$0	$0	$0	$0
TRANE U.S. INC	$1,719	$0	$0	$0	$0	$0	$0	$0	$0	$0
TRANSFRVR	$0	$16,662	$0	$0	$0	$0	$0	$0	$0	$0
TRANS GAS PROPANE	$78	$0	$0	$0	$0	$0	$0	$0	$0	$0
TRANSIT SYSTEMS UNLIMITED, INC	$11,726	$0	$0	$0	$0	$0	$0	$0	$0	$0
TRISTEN NAVARRO	$33	$0	$0	$0	$0	$0	$0	$0	$0	$0
TROPHY CENTRAL	$322	$0	$0	$0	$0	$0	$0	$0	$0	$0
TROPHY KING & GIFTS	$171	$0	$0	$0	$0	$0	$0	$0	$0	$0
TROY & ASSOCIATES EDUCATIONAL CONSULTAN	$13,825	$0	$0	$0	$0	$0	$0	$0	$0	$0
TRUDVANG LLC	$180	$0	$0	$0	$0	$0	$0	$0	$0	$0
TRUELINE CONSTRUCTION & SURFACING, INC.	$102,555	$0	$0	$0	$0	$0	$0	$0	$0	$0
TRULITE GLASS & ALUMINUM	$709	$0	$0	$0	$0	$0	$0	$0	$0	$0
TTF HOLDING LOCKBOX	$62,400	$0	$0	$0	$0	$0	$0	$0	$0	$0
TURF STAR, INC	$3,209	$0	$0	$0	$0	$0	$0	$0	$0	$0
TUTOR ME LA, LLC	$39,816	$0	$0	$0	$0	$0	$0	$0	$0	$0
TWISTED PLAYS	$735	$0	$0	$0	$0	$0	$0	$0	$0	$0
TYERMAN'S AUTOMOTIVE	$375	$0	$0	$0	$0	$0	$0	$0	$0	$0
TYPING.COM	$680	$0	$0	$0	$0	$0	$0	$0	$0	$0
ULINE - Attn: ACCOUNTS RECEIVABLES	$19,362	$2,337	$0	$1,801	$0	$0	$0	$0	$0	$0
UME FEDERAL CREDIT UNION	$33,827	$0	$10,256	$4,305	$0	$0	$0	$0	$0	$264,584
UNDERWOOD FAMILY FARMS	$836	$0	$0	$0	$0	$0	$0	$0	$0	$0
UNIFIRST CORPORATION	$0	$0	$0	$7,810	$0	$0	$0	$0	$0	$0
UNITED PARCEL SERVICE	$43	$0	$0	$0	$0	$0	$0	$0	$0	$0
UNITED SITE SERVICES	$8,046	$0	$0	$0	$0	$0	$0	$0	$0	$0
UNITED WAY	$0	$0	$0	$0	$0	$0	$0	$0	$0	$278
UNIVERSAL ASPHALT CO	$21,000	$0	$0	$0	$0	$0	$0	$0	$0	$0
UNIVERSAL REPRODUCTIONS, INC.	$814	$0	$0	$0	$0	$0	$0	$0	$0	$0
UPPER STORY LLC	$1,317	$0	$0	$0	$0	$0	$0	$0	$0	$0
UPS	$704	$0	$0	$0	$0	$0	$0	$0	$0	$0

US AIR CONDITIONING DISTRIBUTORS	$78,728	$0	$0	$0	$19,621	$0	$0	$0	$0	$0
U S BANK	$0	$0	$0	$0	$0	$0	$0	$2,075	$0	$0
U.S. BANK	$324	$0	$0	$0	$0	$0	$0	$0	$0	$0
U.S. BANK EQUIPMENT FINANCE	$51,529	$0	$0	$0	$0	$0	$0	$0	$0	$0
US BANK NATIONAL ASSOCIATION	$81,959	$9,452	$38,605	$0	$0	$121	$0	$0	$0	$0
USI EDUCATION & GOVERNMENT SALES	$233	$0	$0	$0	$0	$0	$0	$0	$0	$0
USI INC	$1,105	$0	$0	$0	$0	$0	$0	$0	$0	$0
US MEDREHAB LLC	$0	$1,315	$0	$0	$0	$0	$0	$0	$0	$0
U S POSTAL SERVICE	$30,000	$0	$0	$0	$0	$0	$0	$0	$0	$0
U.S. POSTAL SERVICE	$0	$60,350	$0	$0	$0	$0	$0	$0	$0	$0
VALENCIA PRINTERS	$400	$0	$0	$0	$0	$0	$0	$0	$0	$0
VALERIE CAFARELLA	$0	$0	$0	$0	$0	$0	$0	$0	$2,865	$0
VANAMAN GERMAN LLC ATTORNEYS AT LAW	$46,500	$0	$0	$0	$0	$0	$0	$0	$0	$0
VANESSA TEVAULT	$328	$0	$0	$0	$0	$0	$0	$0	$0	$0
VAN KOOTEN, HEIDI	$60	$0	$0	$0	$0	$0	$0	$0	$0	$0
VANOOHI SARKISSIAN	$0	$0	$0	$0	$0	$0	$0	$0	$6,950	$0
VARI SALES CORPORATION	$0	$2,250	$0	$0	$0	$0	$0	$0	$0	$0
VARITRONICS, LLC	$399	$0	$0	$0	$0	$0	$0	$0	$0	$0
VARTUHI BANIAN	$0	$0	$0	$0	$0	$0	$0	$0	$3,880	$0
VAZGEN AND LUSINE KESHISHIAN	$2,400	$0	$0	$0	$0	$0	$0	$0	$0	$0
VENTRIS LEARNING	$1,490	$0	$0	$0	$0	$0	$0	$0	$0	$0
VERNIER SOFTWARE & TECHNOLOGY	$158	$0	$0	$0	$0	$0	$0	$0	$0	$0
VICKI THALHEIMER	$60	$0	$0	$0	$0	$0	$0	$0	$0	$0
VICTOR LEDESMA	$963	$0	$0	$0	$0	$0	$0	$0	$0	$0
VILLA ESPERANZA SERVICES	$77,521	$0	$0	$0	$0	$0	$0	$0	$0	$0
VINCENT MCNAMARA	$10	$0	$0	$0	$0	$0	$0	$0	$0	$0
VIOLETA SARKISSIAN	$270	$0	$0	$0	$0	$0	$0	$0	$0	$0
VIRCO MFG CO.	$801	$0	$0	$0	$0	$0	$0	$0	$0	$0
VIRIAN SULLIVAN	$0	$60	$0	$0	$0	$0	$0	$0	$0	$0
VISION SERVICE PLAN	$276,632	$0	$0	$0	$0	$0	$0	$0	$0	$0
VISTA HIGHER LEARNING	$895,775	$0	$0	$0	$0	$0	$0	$0	$0	$0
VITAL RECORDS CONTROL	$647	$0	$0	$0	$0	$0	$0	$0	$0	$0
VOSS, TAMARA	$1,895	$0	$0	$0	$0	$0	$0	$0	$0	$0
VROMAN'S BOOKSTORE / BOOK SOUP / THE 1894	$5,440	$0	$0	$0	$0	$0	$0	$0	$0	$0
WALK AND TALK HOLDINGS, INC	$605	$0	$0	$0	$0	$0	$0	$0	$0	$0
WALKER, AMY	$50	$0	$0	$0	$0	$0	$0	$0	$0	$0
WARD'S NATURAL SCIENCE	$6,307	$0	$0	$0	$0	$0	$0	$0	$0	$0
WAXIE SANITARY SUPPLY	$369,933	$0	$8,703	$0	$0	$0	$0	$0	$0	$0
WAYNE TIPTON	$116	$0	$0	$0	$0	$0	$0	$0	$0	$0
WAYPOINT ASCENT	$313,114	$0	$0	$0	$0	$0	$0	$0	$0	$0
WAYSIDE PUBLISHING	$17,253	$0	$0	$0	$0	$0	$0	$0	$0	$0
WEAVER, APRIL EVANS	$393	$0	$0	$0	$0	$0	$0	$0	$0	$0
WEISS, JOSHUA	$144	$0	$0	$0	$0	$0	$0	$0	$0	$0
WENDY VARGAS	$3,764	$0	$0	$0	$0	$0	$0	$0	$0	$0
WENDY WIEWEL	$274	$0	$0	$0	$0	$0	$0	$0	$0	$0
WENGER CORPORATION	$7,385	$0	$0	$0	$0	$0	$0	$0	$0	$0
WERTLIEB, JESSICA	$30	$0	$0	$0	$0	$0	$0	$0	$0	$0
WESTERN ALLIED CORPORATION	$15,620	$0	$0	$0	$0	$0	$0	$0	$0	$0
WESTERN EXTERMINATOR	$0	$0	$0	$13,984	$0	$0	$0	$0	$0	$0
WESTERN FENCE & SUPPLY CO.	$80,394	$0	$0	$0	$0	$0	$0	$0	$0	$0
WESTERN INDOOR ENVIRONMENTAL SERVICES	$6,490	$0	$0	$0	$0	$0	$0	$0	$0	$0
WESTERN PSYCHOLOGICAL SERVICES	$7,667	$0	$0	$0	$0	$0	$0	$0	$0	$0
WESTERN TIRE OF BURBANK INC	$731	$0	$0	$0	$0	$0	$0	$0	$0	$0
WESTLAKE PRO, INC.	$2,472	$0	$0	$0	$0	$0	$0	$0	$0	$0
WEST MUSIC COMPANY, INC	$1,331	$0	$0	$0	$0	$0	$0	$0	$0	$0
WEST SAN GABRIEL LIABILITY & PROPERTY	$2,238,736	$0	$0	$0	$0	$0	$0	$0	$0	$0
WEST SAN GABRIEL WORKERS' COMPENSATION .	$2,382,975	$0	$0	$0	$0	$0	$0	$0	$0	$0

WEVIDEO	$1,871	$0	$0	$0	$0	$0	$0	$0	$0	$0
WHITE'S STUDIOS	$208	$0	$0	$0	$0	$0	$0	$0	$0	$0
WHITE, THERESA	$250	$0	$0	$0	$0	$0	$0	$0	$0	$0
WHITNEY, MARILYN	$202	$0	$0	$0	$0	$0	$0	$0	$0	$0
WILDLIFE LEARNING CENTER	$1,455	$0	$0	$0	$0	$0	$0	$0	$0	$0
WILLIAM LENHOF	$368	$0	$0	$0	$0	$0	$0	$0	$0	$0
WILLIAM V MACGILL & COMPANY	$3,457	$0	$0	$0	$0	$0	$0	$0	$0	$0
WILSON LANGUAGE TRAINING	$91	$0	$0	$0	$0	$0	$0	$0	$0	$0
WILSON LANGUAGE TRINING CORP.	$238	$0	$0	$0	$0	$0	$0	$0	$0	$0
WINN, AMY	$235	$0	$0	$0	$0	$0	$0	$0	$0	$0
WISEHAUPT, JAMIE	$83	$0	$0	$0	$0	$0	$0	$0	$0	$0
WONDER WORKSHOP, INC	$4,864	$0	$0	$0	$0	$0	$0	$0	$0	$0
WOODBURN PRESS	$535	$0	$0	$0	$0	$0	$0	$0	$0	$0
WOODSMALL LAW GROUP	$25,000	$0	$0	$0	$0	$0	$0	$0	$0	$0
WOODWIND & THE BRASSWIND	$10,200	$0	$0	$0	$0	$0	$0	$0	$0	$0
WORLD'S FINEST CHOCOLATE, INC.	$13,572	$0	$0	$0	$0	$0	$0	$0	$0	$0
WORTHINGTON DIRECT HOLDINGS, LLC	$0	$1,690	$0	$0	$0	$0	$0	$0	$0	$0
WRIGHT'S SUPPLY INC	$2,871	$0	$0	$0	$0	$0	$0	$0	$0	$0
WRIGHT'S SUPPLY INC	$15,673	$0	$0	$0	$0	$0	$0	$0	$0	$0
XELLO	$899	$0	$0	$0	$0	$0	$0	$0	$0	$0
YANIRA I CHAVEZ	$0	$107	$0	$0	$0	$0	$0	$0	$0	$0
YARIJANIAN & ASSOCIATES, PC	$30,500	$0	$0	$0	$0	$0	$0	$0	$0	$0
YASMIN FAWZY MOHAMED	$5,710	$0	$0	$0	$0	$0	$0	$0	$0	$0
YESENIA LOPEZ	$167	$0	$0	$0	$0	$0	$0	$0	$0	$0
YOLANDA E. TRUJILLO	$95	$0	$0	$0	$0	$0	$0	$0	$0	$0
YOUSCIENCE, LLC	$10,900	$0	$0	$0	$0	$0	$0	$0	$0	$0
YUKAKO INOUE	$1,000	$0	$0	$0	$0	$0	$0	$0	$0	$0
ZACHARY DOYLE	$179	$0	$0	$0	$0	$0	$0	$0	$0	$0
ZEN EDUCATE INC	$57,253	$0	$0	$0	$0	$0	$0	$0	$0	$0
ZEN EDUCATE INC.	$34,166	$0	$0	$0	$0	$0	$0	$0	$0	$0
ZING!	$1,320	$0	$0	$0	$0	$0	$0	$0	$0	$0
ZOOM VIDEO COMMUNICATIONS INC	$21,189	$0	$0	$0	$0	$0	$0	$0	$0	$0
ZSPACE INC.	$45,970	$0	$0	$0	$0	$0	$0	$0	$0	$0

Burbank Unified School District
Department of Student Services

REPORT TO THE BOARD

TO:	Members of the Board of Education
FROM:	Julie Markussen, Director, Student Services
PREPARED BY:	Julie Markussen, Director, Student Services
SUBMITTED BY:	Lauren Dieter, Administrative Secretary
DATE:	June 5, 2025
SUBJECT:	Second Amendment of Agreement for Consultant Services with Quest Therapy Group

---

Background:
The District contracts with agencies to provide other health services on an "as needed" basis when the District does not have qualified staff available for students. Student Services requests the following master blanket purchase order be approved by the Board of Education to cover the Consultant listed below.

Discussion/lssues:
The implementation of this agreement will not affect the District's internal accounting controls. Each invoice received requires the same documentation in order to issue payment to the consultant. The required documentation includes a signed Consultant Service Agreement approving the services for a student, an audited and approved Authorization for Payment form and invoice**.**

Fiscal Impact:
Not to exceed ~~$80,000~~ $140,000 funded through Student Services special uses account string

Recommendation:
Julie Markussen, Director, Student Services, recommends that the Board of Education amend the agreement for consultant services between the Burbank Unified School District and Quest Therapy Group to provide other health services on an "as needed" basis when other qualified staff are not available effective August 12, 2024 through June 30, 2025, not to exceed ~~$80,000~~ $140,000 (01.0-00000-11100-10000-5810-7452000), and that the authority to sign the agreement be exercised pursuant to BUSD/AR 3314, as presented.

TO: Board of Education / Superintendent Consent 6/5/2025

SUBMITTED BY: Sarah Rudchenko, Assistant Superintendent, Human Resources Services

SUBJECT: Certificated Personnel - Report Number 24-25-21. It is recommended that the following appointments for Certificated Personnel be approved and/or ratified. All personnel will be properly elected in accordance with District policies and salary schedule.

Name	Program/Site	Task/Project	Type	Rate	Hour Cap	Applicable Payrolls
Adams, Kelly	Huerta	SDC	Hourly	$53.46	150	May - July
Adoti, Razaaq	Burroughs	Other Hourly	Hourly	$39.67	1	April
Allen, Bahiyjaui	Burroughs	Other Hourly	Hourly	$39.67	1	April
Amit, Jaimie	Stevenson	SS Stepping Stones	Hourly	$66.99	105	May - July
Avagyan, Anush	Burbank	Other Hourly	Hourly	$39.67	1	Jan - May
Bagramyan, Agavni	Health Services	SS Nurse	Hourly	$66.99	20	May - July
Balisy, Tawnya	Horace Mann	SS SEED	Hourly	$66.99	105	May - July
Beliveau, Alyssa	Edison	SS Teacher	Hourly	$53.46	105	May - July
Bercini, Lydia	Horace Mann	SS SEED	Hourly	$66.99	105	May - July
Berich, Erin	Huerta	SS ILS	Hourly	$66.99	150	May - July
Berner, Therese	Burroughs	Other Hourly	Hourly	$39.67	1	April-May
Bickelman, Chris	Instructional Services	Other Hourly	Hourly	$39.67	1.5	April
Binda, Lucien	Burroughs	Other Hourly	Hourly	$39.67	3	April
Bonilla, Cindy	Stevenson	SS Stepping Stones	Hourly	$66.99	105	May - July
Brinton, Joel	JBHS	CIF Playoff Volleyball	Stipend	$227.00	2	April - May
Calderon, Sally	Horace Mann	SS SEED	Hourly	$66.99	105	May - July
Capelle, Melissa	Huerta	SDC	Hourly	$53.46	150	May - July
Carillo, Jiselh	McKinley	SS Teacher	Hourly	$53.46	105	May - July
Cera, Patricia	CC	Overtime	Hourly	$31.16	20	April - May
Clarkson, Emily	Stevenson	SS SLP	Hourly	$66.99	105	May - July
Collins, Brian	Stevenson	SS CLC	Hourly	$66.99	105	May - July
Collins, Chandra	Stevenson	SS Leap	Hourly	$66.99	105	May - July
Cook, Jacob	JBHS	CIF Playoff Swim	Stipend	$227.00	3	May
Corbo, Regina	Huerta	SS CBI	Hourly	$66.99	150	May - July
Corbo, Regina	Burbank	Other Hourly	Hourly	$39.67	1	Jan - May
Cornejo, Cara	McKinley	SS DI	Hourly	$53.46	150	May - July
Corral, Christopher	Huerta	SS – TOSA	Hourly	$66.99	180	May - July
Cozzi, Angela	Stevenson	SS SLP	Hourly	$66.99	105	May - July
Crosby, Lucy	Horace Mann	SS SEED	Hourly	$66.99	105	May - July

TO: Board of Education / Superintendent Consent 6/5/2025

SUBMITTED BY: Sarah Rudchenko, Assistant Superintendent, Human Resources Services

SUBJECT: Certificated Personnel - Report Number 24-25-21. It is recommended that the following appointments for Certificated Personnel be approved and/or ratified. All personnel will be properly elected in accordance with District policies and salary schedule.

Name	Program/Site	Task/Project	Type	Rate	Hour Cap	Applicable Payrolls
Curran, Emily	Huerta	SS APE Teacher	Hourly	$53.46	150	May - July
Davis, Aja	Stevenson	SS LEAP	Hourly	$66.99	105	May - July
Dawes, Jacqueline	Special Education	Intervention	Hourly	$53.46	23	May
Dawes, Jacqueline	Huerta	Credit Recovery	Hourly	$53.46	150	May - July
De La Torre, Malia	JBHS	Other Hourly	Hourly	$39.67	3	February - April
Dixon, Michelle	Huerta	SS CBI	Hourly	$66.99	150	May - July
Engel, Tamara	Stevenson	SS SLP	Hourly	$66.99	105	May - July
Escareno, Kazondra	Stevenson	SS CLC	Hourly	$66.99	105	May - July
Flores, Jennifer	Edison	SS ELOP TOSA/JS	Hourly	$66.99	66	May - July
Ganzel, Stephanie	Edison	SS Teacher	Hourly	$53.46	105	May - July
Geronimo, Edgardo	Edison	SS Teacher	Hourly	$53.46	105	May - July
Ghazarian, Joanie	SpEd - Horace Mann	SS SLP	Hourly	$66.99	105	May - July
Gomez, Jennifer	Huerta	Credit Recovery	Hourly	$53.46	150	May - July
Gregerson, Lauren	McKinley	SS Teacher	Hourly	$53.46	105	May - July
Griffith, Jennifer	Providencia	SS ELOP TOSA	Hourly	$66.99	132	May - July
Guyon, Jessica	Instructional Services	Other Hourly	Hourly	$39.67	1.5	April
Han, Amy	Stevenson	SS Leap	Hourly	$66.99	105	May - July
Hernandez, Dorothy	Edison	SS Teacher	Hourly	$53.46	105	May - July
Hernandez, Gloria	McKinley	CC Teacher DI	Hourly	$29.00	120.75	May - July
Howitt, Elayne	Adult School	SS FACTS Teacher	Hourly	$66.99	150	May - July
Hubert, Lorri	Stevenson	SS Leap	Hourly	$66.99	105	May - July
Jackson, Anna	Special Ed	SS Nurse	Hourly	$66.99	105	May - July
Jacobsen, Kevin	Huerta	SS APE Teacher	Hourly	$53.46	150	May - July
Kalachi Monique	McKinley	SS Teacher	Hourly	$53.46	105	May - July
Karapetian, Lusine	CC	CC SS	Hourly	$29.66	56	July- August
Kelly, Laury	Edison	SS Teacher	Hourly	$53.46	105	May - July
Kenflack, Aurelie	McKinley	SS DI	Hourly	$53.46	150	May - July
Kienlen, Susan	McKinley	SS Teacher	Hourly	$53.46	105	May - July
Kim, Jung	Burroughs	Other Hourly	Hourly	$39.67	1	April

TO: Board of Education / Superintendent Consent 6/5/2025

SUBMITTED BY: Sarah Rudchenko, Assistant Superintendent, Human Resources Services

SUBJECT: Certificated Personnel - Report Number 24-25-21. It is recommended that the following appointments for Certificated Personnel be approved and/or ratified. All personnel will be properly elected in accordance with District policies and salary schedule.

Name	Program/Site	Task/Project	Type	Rate	Hour Cap	Applicable Payrolls
Knight, Kasey	Stevenson	SS CLC	Hourly	$66.99	105	May - July
Knoop, Julie	JBHS	Other Hourly	Hourly	$39.67	2	February - April
Kostas, Anita	Instructional Services	Other Hourly	Hourly	$39.67	1.5	April
Kuester, Danielle	McKinley	Other Hourly	Hourly	$39.67	3	April
Lagman, Gennine	Stevenson	SS SLP	Hourly	$66.99	105	May - July
Larson, Sarah	Stevenson	SS CLC	Hourly	$66.99	105	May - July
Ledesma, Venecia	Stevenson	SS CLC	Hourly	$66.99	105	May - July
Levi, Julie	Stevenson	SS CLC	Hourly	$66.99	105	May - July
Levi, Julie	Special Ed	Add'l Duties	Hourly	$87.52	12	May
Lieb, Samantha	Burbank	Other Hourly	Hourly	$39.67	1	Jan - May
Lincoln, Kristina	Edison	SS Teacher	Hourly	$53.46	105	May - July
Lopez, Yesenia	Burbank High	Intervention	Hourly	$53.46	1	July- August
Lopez, Yesenia	Huerta	SS Admin Intern	Hourly	$66.99	120	May - July
Lubos, Conchita	Edison	SS Teacher	Hourly	$53.46	105	May - July
Lucas, Amy	Burroughs	Other Hourly	Hourly	$39.67	1	April-May
Lucero, Alex	McKinley	SS DI	Hourly	$53.46	150	May - July
MacNeil, Michelle	Edison	SS Teacher	Hourly	$53.46	105	May - July
Mancilla, Karla	McKinley	CC DI Aftercare Teacher	Hourly	$24.42	120.75	May - July
Manoukian, Mariam	Health Services	SS Nurse	Hourly	$66.99	20	May - July
Martinez, Allison	Horace Mann	SS SEED	Hourly	$66.99	105	May - July
Maslyk, Britta	Instructional Services	Other Hourly	Hourly	$39.67	1.5	April
Maslyk, Britta	Burbank High	Intervention	Hourly	$53.46	1	July- August
Mata, Mark	McKinley	SS Teacher	Hourly	$53.46	105	May - July
Matsui Von Guetzow, Sarah	Stevenson	SS CLC	Hourly	$66.99	105	May - July
Mazur, Ruby	McKinley	SS DI	Hourly	$53.46	150	May - July
McGarry, Paul	Adult Ed	Other Hourly	Hourly	$31.03	30	April - June
McMenamin, Patrick	Instructional Services	Other Hourly	Hourly	$39.67	1.5	April
Meberg, Elizabeth	Burroughs	Other Hourly	Hourly	$39.67	1	April-May
Miller, Kimbra	Stevenson	SS CLC	Hourly	$66.99	105	May - July

TO: Board of Education / Superintendent Consent 6/5/2025

SUBMITTED BY: Sarah Rudchenko, Assistant Superintendent, Human Resources Services

SUBJECT: Certificated Personnel - Report Number 24-25-21. It is recommended that the following appointments for Certificated Personnel be approved and/or ratified. All personnel will be properly elected in accordance with District policies and salary schedule.

Name	Program/Site	Task/Project	Type	Rate	Hour Cap	Applicable Payrolls
Mindel, Brittany	Stevenson	SS LEAP	Hourly	$66.99	105	May - July
Miron, Crystal	Stevenson	SS Stepping Stones	Hourly	$66.99	105	May - July
Molina, Cesar	McKinley	CC DI Aftercare Teacher	Hourly	$24.42	120.75	May - July
Mucha, Michelle	Stevenson	SS CLC	Hourly	$66.99	105	May - July
Nazaryan, Marina	Burbank	Other Hourly	Hourly	$39.67	1	Jan - May
Nittis, Pascal	Special Ed	Add'l Duties	Hourly	$81.16	18	May
Oldroyd, Jennifer	Special Ed	SS Nurse	Hourly	$66.99	150	May - July
Olfati, Goli	Instructional Services	Other Hourly	Hourly	$39.67	1.5	April
Olfati, Goli	Burbank	Other Hourly	Hourly	$39.67	1	Jan - May
Olivia, Xochil	Stevenson	SS Leap	Hourly	$66.99	105	May - July
Olkowski, Joshua	Burroughs	Other Hourly	Hourly	$39.67	1	April
Page, Anna	Instructional Services	Other Hourly	Hourly	$39.67	1.5	April
Park, Judy	McKinley	SS Teacher	Hourly	$53.46	105	May - July
Park, Saelom	Burroughs	Other Hourly	Hourly	$39.67	3	May
Pashen, Chelsea	Stevenson	SS Leap	Hourly	$66.99	105	May - July
Payne, Maribel	Edison	SS Teacher	Hourly	$53.46	105	May - July
Pepes, Chris	Burbank	Other Hourly	Hourly	$39.67	1	Jan - May
Peraza, Cristina	Stevenson	SS Stepping Stones	Hourly	$66.99	105	May - July
Perlis, Deborah	Adult School	SS FACTS Teacher	Hourly	$66.99	150	May - July
Pesicka, Donald	Burbank High	Intervention	Hourly	$53.46	1	July- August
Pesicka, Donald	Instructional Services	Other Hourly	Hourly	$39.67	1.5	April
Pisano, Jennifer	Special Education	Home Teacher	Hourly	$42.39	28	May
Pisano, Jennifer	Stevenson	SS – TOSA	Hourly	$66.99	180	May - July
Pozo, Stephanie	Huerta	SDC	Hourly	$53.46	150	May - July
Raisbeck, Erica	Huerta	SS ILS	Hourly	$66.99	75	May - July
Real, Edwin	Huerta	SS ILS	Hourly	$66.99	75	May - July
Reaves, Harvey	Burbank High	Other Hourly	Hourly	$39.67	11	April
Reyes, Dali	Huerta	SS Bridges	Hourly	$66.99	150	May - July
Reyes, Juan Carlos	Instruction	Other Hourly	Hourly	$39.67	1	May

TO: Board of Education / Superintendent Consent 6/5/2025

SUBMITTED BY: Sarah Rudchenko, Assistant Superintendent, Human Resources Services

SUBJECT: Certificated Personnel - Report Number 24-25-21. It is recommended that the following appointments for Certificated Personnel be approved and/or ratified. All personnel will be properly elected in accordance with District policies and salary schedule.

Name	Program/Site	Task/Project	Type	Rate	Hour Cap	Applicable Payrolls
Robertson, Benjamin	Stevenson	SS Stepping Stones	Hourly	$66.99	105	May - July
Rodriguez, Lisa	Stevenson	SS CLC DHH	Hourly	$66.99	105	May - July
Ruback, Sharyl	Adult School	SS FACTS Teacher	Hourly	$66.99	150	May - July
Sandoval, Elizabeth	McKinley	CC DI Aftercare Teacher	Hourly	$24.42	120.75	May - July
Sarkis-Janoyan, Talar	Stevenson	SS SLP	Hourly	$66.99	105	May - July
Schafer, Chelsea	Huerta	SS SLP	Hourly	$66.99	150	May - July
Scheinman, Mackenzie	Stevenson	SS SLP	Hourly	$66.99	105	May - July
Schwartz, Sarah	Edison	SS ELOP TOSA/JS	Hourly	$66.99	66	May - July
Sim, Amanda	Stevenson	SS CLC	Hourly	$66.99	105	May - July
Smith, Aiyana	Stevenson	SS SLP	Hourly	$66.99	105	May - July
Steinberg, Jessie	Instructional Services	Other Hourly	Hourly	$39.67	1.5	April
Stinson, James	McKinley	SS Teacher	Hourly	$53.46	105	May - July
Stires, Megan	Horace Mann	SS SEED	Hourly	$66.99	105	May - July
Strawn, Kathryn	McKinley	SS Teacher	Hourly	$53.46	105	May - July
Ta, Nien	McKinley	SS Teacher	Hourly	$53.46	105	May - July
Tadevosian, Valentine	Child Development	Overtime	Hourly	$20.00	20	April - May
Tapanyan, Anie	Huerta	SDC	Hourly	$53.46	150	May - July
Torosian, Edna	CC	CC SS	Hourly	$34.37	416	May - August
Trigueros Arteaga, Jose Omer	Adult Ed	Other Hourly	Hourly	$31.03	20	April - June
Turley, Maria	McKinley	SS DI	Hourly	$53.46	150	May - July
Valencia, Hector	Burbank High	Intervention	Hourly	$53.46	2	May
Valencia, Hector	Burbank High	Intervention	Hourly	$53.46	6	May
Varma, Arti	McKinley	SS Teacher	Hourly	$53.46	105	May - July
Vaughn, Janelle	Edison	SS Teacher	Hourly	$53.46	105	May - July
Wahe, Debra	Luther	Saturday Teacher	Hourly	$169.90	1	April
Wahe, Debra	Luther	Saturday Teacher	Hourly	$169.90	2	May
Wahe, Debra	Huerta	SS Bridges	Hourly	$66.99	150	May - July
Walker, Briahna	McKinley	SS ELOP TOSA	Hourly	$66.99	132	May - July
Wenzel, Anne	Stevenson	SS CLC	Hourly	$66.99	105	May - July
Wenzel, Anne	Burroughs	Other Hourly	Hourly	$39.67	1	April-May

TO: Board of Education / Superintendent Consent 6/5/2025

SUBMITTED BY: Sarah Rudchenko, Assistant Superintendent, Human Resources Services

SUBJECT: Certificated Personnel - Report Number 24-25-21. It is recommended that the following appointments for Certificated Personnel be approved and/or ratified. All personnel will be properly elected in accordance with District policies and salary schedule.

Change of End Date	**Assignment**	**APPROPRIATION NUMBER**	**PCT**	**RATE OF PAY**	**REMARKS**	**APPLICABLE PAYROLLS**
Lalicata, Traci	Long Term Sub Teacher	01.0-00000.0-11100-10000-1160-7550000	100	$250.00		8/5/2024-5/23/2025

Change Location	**Assignment**	**APPROPRIATION NUMBER**	**PCT**	**RATE OF PAY**	**REMARKS**	**APPLICABLE PAYROLLS**
Flores, Jacob	Counselor	01.0-00000.0-00000-31100-1211-3200000	100		From BHS to Luther d/t reduction	08/01/2025

Change of Salary	**Assignment**	**APPROPRIATION NUMBER**	**PCT**	**RATE OF PAY**	**REMARKS**	**APPLICABLE PAYROLLS**
Norrington, Vanessa	Program Specialist	01.0-65000.0-50010-21000-1914-7440000	100		move to step 7	07/01/2025

Election: Management	**Assignment**	**APPROPRIATION NUMBER**	**PCT**	**RATE OF PAY**	**REMARKS**	**APPLICABLE PAYROLLS**
DeVore, Adam	Assistant Principal	01.0-00000.0-00000-27000-1313-3210000	100	k-012-08		07/01/2025

Election: Substitute	**Assignment**	**APPROPRIATION NUMBER**	**PCT**	**RATE OF PAY**	**REMARKS**	**APPLICABLE PAYROLLS**
Keshishian, Vergineh	Substitute Adult Ed	11.0-63910.0-41106-10000-1160-5330000	100	$45.00		5/1/2025

Leave of Absence	**Assignment**	**APPROPRIATION NUMBER**	**PCT**	**RATE OF PAY**	**REMARKS**	**APPLICABLE PAYROLLS**
Belavek, Shauna	Teacher	01.0-00000.0-11100-10000-1110-2060000	100	t-006-23+ma	General Purpose	08/08/25-05/29/2026

Longevity	**Assignment**	**APPROPRIATION NUMBER**	**PCT**	**RATE OF PAY**	**REMARKS**	**APPLICABLE PAYROLLS**
Hatch, Robin	Longevity	01.0-00000.0-00000-27000-1312-3210000	100	$243.00	To add 9-year management longevity	05/01/2025
Nicholson, Jennifer	Longevity	01.0-65000.0-50010-21000-1310-7440000	50	$243.00	To add 9-year management longevity	04/01/2025
		01.0-00000.0-00000-21000-1130-7400000	25			
		01.0-65460.0-50010-21000-1130-7400000	25			

Retirement	**Assignment**	**APPROPRIATION NUMBER**	**PCT**	**RATE OF PAY**	**REMARKS**	**APPLICABLE PAYROLLS**
Hollis, Stephen	Teacher	01.0-00000.0-00000-21300-1910-7420025	100	t-006-24+ma	Began service 07/14/2008	06/30/2025
Knapik, Peter	Assist Sup Ed Serv	01.0-00000.0-00000-72000-1314-7420000	100	d-002-01 +MA+DR	Began service 04/01/2015	06/30/2025
Messian, Laura	Teacher	01.0-00000.0-11100-10000--1110-4310000	100	t-003-24	Began service 09/12/1991	06/30/2025
Wells, Timothy	Teacher	01.0-00000.0-11100-10000-1110-2060000	100	t-006-07+MA	Began service 02/06/2012	06/30/2025

Resignation	**Assignment**	**APPROPRIATION NUMBER**	**PCT**	**RATE OF PAY**	**REMARKS**	**APPLICABLE PAYROLLS**
LeClair, Cassidy	Sub/Sp Ed Sub	01.0-00000.0-11100-10000-1160-7550000	100	$200/$210	Began Service: 01/19/2023	04/30/2025
Simonds, Gregory	Teacher	01.0-00000.0-11100-10000-1110-4310000	100	t-006-07	Began Service 08/06/2018	06/30/2025

Name	Position	Program/Site	%Time FTE	Range & Step	Basis	Effective Date	Ending Date	Remarks
Retirement								
DIAZ, Victoria	Serving Kitchen Operator	13.0-53100.0-00000-37000-2210-2010000	.625	40-VI	D	06-10-25		Disney Elementary Began service 09-11-89
GUTIERREZ, Pedro	Lead Custodian	01.0-00100.0-00000-82100-2210-2030000	1.0	43-V	A	05-30-25		Emerson Elementary School Began service 01-29-20
LANE-LARMOUTH, Suzanne	Paraeducator-Special Education	01.0-33100.0-57602-11200-2110-4320000	.8125	38-VI	D	5-22-25		Burroughs High School Began service 04-22-96
RODRIGUEZ, Jose J	Custodian	01.0-00100.0-00000-82100-2210-4310000	1.0	38-VI	A	04-30-25		Burbank High School Began service 04-09-07
SEGURA, Gina	Budget and Accounting Technician	01.0-00000.0-00000-72000-2410-7470000	1.0	48-VI	A	04-15-25		Fiscal Services Began service 08-26-15
SILVA, Maritza	Paraeducator – Special Education	01.0-33100.0-57602-11100-2110-3220000	.75	38-VI	D	07-30-25		Muir Middle School Began service 02-22-02
Resignation								
BROWN, Jordan	Behavior Intervention Assistant	01.0-65000.0-57601-11905-2110-7440000	.8125	45-II	D	05-23-25		Special Education
CASTILLO-CABRERA, Jose Antonio	Custodian	01.0-00100.0-00000-82100-2210-4310000	1.0	38-VI	A	04-07-25		Burbank High School
DOELL, Lindsay	Library Coordinator – Elementary	01.0-01500.0-00000-24200-2210-2030000	.625	36-IV	D	05-22-25		Emerson Elementary
JABOURIAN, Kristopher	Campus Supervisor	01.0-00000.0-00000-83000-2210-3220000	.75	36-IV	D	05-23-25		Muir Middle School
JONES, Michael	At Risk Intervention Specialist	01.0-01500.0-00000-31100-2210-7420000	1.0	53-VI	D	05-23-25		Bret Harte Elementary
KAJIMOTO, Vilma	Campus Supervisor – Elementary	01.0-00000.0-11100-10009-2910-2162000	.2813	35-VI	D	05-22-25		Washington Elementary
KELLY, Breanna	Paraeducator	01.0-00000.0-11100-10000-2110-2090000	.25	36-IV	D	05-23-25		McKinley Elementary

Basis: A= 12 months, B= 11 months, C= 10 months, D= 9 months, E= Adult School employee working less than 10 months, F= Short-term employees, assigned to provide services which will not be needed on a continuing basis, G= Substitute, H= Long term substitute, I= Temporary reclassification.

Name	Position	Program/Site	%Time FTE	Range & Step	Basis	Effective Date	Ending Date	Remarks
Resignation, (Continued)								
MORALES, Vivian	Senior Secretary	01.0-00000.0-00000-27000-2410-4310000	1.0	42-II	A	05-30-25		Burbank High School
PALEN-ELIAS, Montserrat	Paraeducator – Special Education	01.0-33100.0-57602-11100-2110-2030000	.75	38-III	D	05-12-25		Emerson Elementary
RODRIGUEZ, Nanette	Paraeducator – English Language Learner	01.0-01501.0-47600-10000-2110-2030000 01.0-01500.0-47600-10000-2110-2030000 01.0-01500.0-11100-10012-2110-2030000	.48 .24 .28	37-IV	D	05-21-25		Emerson Elementary
RODRIGUEZ, Sergio	Trades Manager	01.0-00100.0-00000-82200-2312-7520000 01.0-81500.0-00000-81000-2312-7523000	.5 .5	C-2	A	05-15-25		Facilities Services
Termination								
CL-0078-25	Human Resources	01.0-00000.0-00000-77009-2311-7730000	1.0	A-VI	A	04-30-25		Human Resources
39 Month Re-employment								
MURILLO, Erica	Food Service Assistant	13.0-53100.0-00000-37000-2210-3220000	.50	37-VI	D	05-15-25		Muir Middle School Exhausted All Paid Leave
Additional Compensation for Longevity								
AVAKIAN, Jacqueline	Behavior Intervention Assistant	01.0-65000.0-57601-11905-2110-7440000	.8125	45-VI	D	05-01-25		Special Education
	Paraeducator – Children's Center 9.5	12.0-90602.0-11100-10000-2110-2150000	.1875	37-V	D	05-01-25		Stevenson Day Care Center 15 yrs. - $179/month
NUANEZ, Tomas	At Risk Intervention Specialist	01.0-01500.0-00000-31100-2210-7420000	1.0	53-VI	D	05-01-25		Edison Elementary 10 yrs. - $142/month
GUTIERREZ, Maria	Food Service Assistant	13.0-53100.0-00000-37000-2210-7490002 13.0-53100.0-00000-37000-2210-3200000	.50 .50	37-VI	D	05-01-25		Luther Middle School 20 yrs. - $234/month

Basis: A= 12 months, B= 11 months, C= 10 months, D= 9 months, E= Adult School employee working less than 10 months, F= Short-term employees, assigned to provide services which will not be needed on a continuing basis, G= Substitute, H= Long term substitute, I= Temporary reclassification.

Name	Position	Program/Site	%Time FTE	Range & Step	Basis	Effective Date	Ending Date	Remarks
Additional Compensation for Longevity, (Continued)								
SALAZAR, Maria	Food Service Assistant	13.0-53100.0-00000-37000-2210-2140000	.4688	37-VI	D	05-01-25		Roosevelt Elementary 30 yrs. - $151.89/month
Change of Assignment – Classification/Location/FTE								
ASKERNEESE, Anne	Wellness and Behavior Specialist	01.0-01500.0-00000-31420-2210-7450000	1.0	60-IV	D	08-11-25		Student Services
CHAVEZ, Edith	Wellness and Behavior Specialist	01.0-01500.0-00000-31420-2210-7450000	1.0	60-IV	D	08-11-25		Student Services
HERNANDEZ, Reece	Technology Support Specialist II	01.0-00000.0-00000-77000-2410-7732000	1.0	60-I	A	05-12-25		Technology Services
LUKIC, Aleksia	Wellness and Behavior Specialist	01.0-01500.0-00000-31420-2210-7450000	1.0	60-IV	D	08-11-25		Student Services
SNIDER, Randy	Custodian	01.0-00100.0-00000-82100-2210-4310000	1.0	38-VI	A	05-01-25		Burbank High School
Temporary Change of Assignment								
BISWAS, Protiva	Food Service Assistant	13.0-53100.0-00000-37000-2210-3220000	.4688	37-III	D	05-05-25	05-22-25	Muir Middle School
Election – Monthly								
BROWN, Christopher	Adult English Language Learner/Office Specialist I	11.0-63910.0-41101-27000-2410-5330000 11.0-63910.0-41102-27000-2410-5330000 11.0-63910.0-41104-27000-2410-5330000 11.0-63910.0-41106-27000-2410-5330000 11.0-00639.0-41100-27000-2410-5330000	.10 .30 .20 .30 .10	35-I	E	05-05-25		Adult School
RODRIGUEZ, Ambar	Adult English Language Learner/Office Specialist I	11.0-63910.0-41101-27000-2410-5330000 11.0-63910.0-41102-27000-2410-5330000 11.0-63910.0-41104-27000-2410-5330000 11.0-63910.0-41106-27000-2410-5330000 11.0-00639.0-41100-27000-2410-5330000	.05 .35 .30 .20 .10	35-I	E	05-05-25		Adult School

Basis: A= 12 months, B= 11 months, C= 10 months, D= 9 months, E= Adult School employee working less than 10 months, F= Short-term employees, assigned to provide services which will not be needed on a continuing basis, G= Substitute, H= Long term substitute, I= Temporary reclassification.

Name	Position	Program/Site	%Time FTE	Range & Step	Basis	Effective Date	Ending Date	Remarks
Election – Hourly								
ALFARO, Melissa	Food Service Assistant	13.0-53100.0-00000-37000-2230-2160000		37-III	D	05-01-25	05-22-25	Washington Elementary
ARRAZOLA, David	Instructional Technology Media Specialist – Elementary	01.0-00000.0-00000-24200-2230-2012000		42-IV	D	04-01-25	05-22-25	Disney Elementary
AYALA, Jose	Lead Custodian	01.0-90708.0-81000-50002-2240-7528000		43-VI	A	04-11-25	04-11-25	Facilities Services
AZNAVURYAN,	Counseling Assistant	01.0-00000.0-00000-31100-2230-3201000		37-I	C	04-01-25	05-30-25	Luther Middle School
BISWAS, Protiva	Food Service Assistant	13.0-53100.0-00000-37000-2230-3220000		37-III	D	05-15-25	05-22-25	Muir Middle School
BROWN, Christopher	Adult English Language Learner/Office Specialist I	11.0-63910.0-41101-27000-2410-5330000 11.0-63910.0-41102-27000-2410-5330000 11.0-63910.0-41104-27000-2410-5330000 11.0-63910.0-41106-27000-2410-5330000 11.0-00639.0-41100-27000-2410-5330000	.10 .30 .20 .30 .10	35-I	E	05-05-25	06-30-25	Adult School
BULONE, Kevin	Paraeducator – Special Education	01.0-30100.0-11100-10012-2130-3209000		38-VI	D	04-01-25	05-30-25	Muir Middle School
CALZADILLA, Jose	Campus Supervisor	01.0-00000.0-00000-83000-2240-4321000		36-VI	D	05-01-25	05-31-25	Burroughs High School
CARCAMO BARRANDO, Gustavo	Campus Supervisor	01.0-90904.0-00000-83000-2240-4318100		36-VI	D	01-08-25	05-30-25	Burbank High School
CARRASCO, Janel	Campus Supervisor	01.0-00000.0-00000-83000-2240-4321000		36-VI	D	05-01-25	05-31-25	Burroughs High School
COLSON, Mary	Campus Supervisor – Elementary	01.0-90201.0-00000-24950-2930-2058200		35-VI	D	05-08-25	05-08-25	Bret Harte Elementary
CRUZ, Evelyn	Behavior Intervention Assistant	01.0-65000.0-57601-11905-2140-7440000		45-VI	D	05-22-25	05-22-25	Special Education
CRUZ, Evelyn	Behavior Intervention Assistant	01.0-00000.0-00000-72000-2930-7442000		45-VI	D	05-22-25	05-22-25	Special Education

Basis: A= 12 months, B= 11 months, C= 10 months, D= 9 months, E= Adult School employee working less than 10 months, F= Short-term employees, assigned to provide services which will not be needed on a continuing basis, G= Substitute, H= Long term substitute, I= Temporary reclassification.

Name	Position	Program/Site	%Time FTE	Range & Step	Basis	Effective Date	Ending Date	Remarks
Election – Hourly, (Continued)								
DUENAS, Christina	Campus Supervisor	01.0-00000.0-00000-83000-2240-3201000		36-VI	D	05-01-25	05-30-25	Luther Middle School
EKLUND, Debra	Campus Supervisor – Elementary	01.0-30100.0-00000-24950-2230-2109000		35-VI	D	04-14-25	04-16-25	Miller Elementary
FERNANDEZ, Fernando	Campus Supervisor	01.0-00000.0-00000-83000-2240-4321000		36-V	D	04-26-25	04-26-25	Burroughs High School
FERNANDEZ, Fernando	Campus Supervisor	01.0-00000.0-00000-83000-2240-4321000		36-V	D	05-01-25	05-31-25	Burroughs High School
GERARD, Peter	Behavior Intervention Assistant	01.0-65000.0-57601-11905-2140-7440000		45-III	D	05-14-25	05-14-25	Special Education
HARTUNG, Cory	School Office Manager Adult School	11.0-63910.0-41101-27000-2240-5330000 11.0-63910.0-41102-27000-2240-5330000 11.0-63910.0-41104-27000-2240-5330000 11.0-63910.0-41106-27000-2240-5330000 11.0-00639.0-41100-27000-2440-5330000	.10 .30 .30 .20 .10	43-III	A	04-01-25	06-30-25	Adult School
HEDER, Sarah	Library Coordinator – Elementary	01.0-01500.0-00000-24200-2210-2140000		36-V	D	04-30-25	04-30-25	Roosevelt Elementary
KUKAWSKI, John	Campus Supervisor	01.0-00000.0-00000-83000-2240-3221000		36-VI	D	04-04-25	04-04-25	Muir Middle School
LOPEZ, Jennifer	Food Service Assistant	13.0-53100.0-00000-37000-2230-2140000		37-III	D	04-28-25	05-22-25	Roosevelt Elementary
MAGALLANES, Josephine	Campus Supervisor	01.0-00000.0-00000-83000-2240-4321000		36-VI	D	05-01-25	05-31-25	Burroughs High School
MARROQUIN, Ralph	Campus Supervisor	01.0-90904.0-11100-10000-2230-3218100		36-IV	D	05-01-25	05-31-25	Huerta Middle School
MARROQUIN, Ralph	Campus Supervisor	01.0-90904.0-11100-10000-2240-3218100		36-IV	D	05-01-25	05-31-25	Huerta Middle School
MARTICORENA, Fernando	Technology Support Specialist I	11.0-63910.0-41101-27000-2440-5330000 11.0-63910.0-41102-27000-2440-5330000 11.0-63910.0-41104-27000-2440-5330000 11.0-63910.0-41106-27000-2440-5330000 11.0-00639.0-41100-27000-2440-5330000	.22 .28 .22 .22 .06	49-I	A	05-01-25	06-30-25	Adult School

Basis: A= 12 months, B= 11 months, C= 10 months, D= 9 months, E= Adult School employee working less than 10 months, F= Short-term employees, assigned to provide services which will not be needed on a continuing basis, G= Substitute, H= Long term substitute, I= Temporary reclassification.

Name	Position	Program/Site	%Time FTE	Range & Step	Basis	Effective Date	Ending Date	Remarks
Election – Hourly, (Continued)								
MC CORKLE, Stephanie	Campus Supervisor	01.0-00000.0-00000-83000-2240-3201000		36-VI	D	05-01-25	05-30-25	Luther Middle School
MC DONALD, Cheryl	Campus Supervisor	01.0-00000.0-00000-83000-2240-3201000		36-VI	D	05-01-25	05-30-25	Luther Middle School
MC DONALD, Cheryl	Campus Supervisor	01.0-90904.0-11100-10000-2240-3218100		36-VI	D	05-01-25	05-31-25	Huerta Middle School
MC KAY SCHULTZ, Owen	Visual & Performing Arts Instructor	01.0-67700.0-11100-10000-2170-4329000		$50.00	F	05-08-25		Burroughs High School
NAVARRO, Mark	Campus Supervisor	01.0-00000.0-00000-83000-2240-4321000		36-VI	D	05-01-25	05-31-25	Burroughs High School
NEMINOVA, Victoriya	Behavior Intervention Assistant	01.0-65000.0-57601-11905-2140-7440000		45-II	D	05-22-25	05-22-25	Special Education
NEMINOVA, Victoriya	Behavior Intervention Assistant	01.0-65000.0-57601-11905-2930-7440000		45-II	D	05-22-25	05-22-25	Special Education
NGUYEN-Mai, Yen	Paraeducator – Children's Center 9.5	12.0-90602.0-11100-10000-2140-2100000		37-VI	D	05-01-25	05-23-25	Miller Elementary
OCAMPO, Zachary	Campus Supervisor – Elementary	01.0-90201.0-00000-24950-2930-2058200		35-IV	D	05-08-25	05-08-25	Bret Harte Elementary
RODRIGUEZ, Ambar	Adult English Language Learner/Office Specialist I	11.0-63910.0-41101-27000-2410-5330000 11.0-63910.0-41102-27000-2410-5330000 11.0-63910.0-41104-27000-2410-5330000 11.0-63910.0-41106-27000-2410-5330000 11.0-00639.0-41100-27000-2410-5330000	.05 .35 .30 .20 .10	35-I	E	05-05-25	06-30-25	Adult School
ROMERO, Iris	Campus Supervisor – Elementary	01.0-00000.0-11100-10009-2930-2131000		35-I	D	05-01-25	05-01-25	Providencia Elementary
SARGSYAN, Hermine	Campus Supervisor – Elementary	01.0-30100.0-00000-24950-2230-2109000		35-VI	D	4-14-25	04-16-25	Miller Elementary
SARGSYAN, Hermine	Campus Supervisor – Elementary	01.0-30100.0-11100-10000-2230-2109000		35-VI	D	4-29-25	04-30-25	Miller Elementary

Basis: A= 12 months, B= 11 months, C= 10 months, D= 9 months, E= Adult School employee working less than 10 months, F= Short-term employees, assigned to provide services which will not be needed on a continuing basis, G= Substitute, H= Long term substitute, I= Temporary reclassification.

Name	Position	Program/Site	%Time FTE	Range & Step	Basis	Effective Date	Ending Date	Remarks
Election – Hourly, (Continued)								
SHAHVERDIAN, Andrea	Visual & Performing Arts Instructor	01.0-67700.0-11100-10000-2170-4319000		$50.00	F	04-29-25	05-26-25	Burbank High School
SIERRA, Rebecca	Senior Secretary – 11	01.0-00000.0-00000-27000-2240-4321000		42-VI	B	05-01-25	05-01-25	Burroughs High School
TEUSCHER, Sydney	ELD/Office Specialist I	01.0-30100.0-00000-24950-2130-2099000		35-VI	D	04-28-25	04-28-25	McKinley Elementary
VASQUEZ, Jose M.	Campus Supervisor	01.0-90904.0-11100-10000-2240-3218100		36-V	D	05-01-25	05-31-25	Huerta Middle School
VASQUEZ, Michelle	Visual & Performing Arts Instructor	01.0-67700.0-11100-10000-2170-3229000		$50.00	F	05-06-25	06-30-25	Burbank High School
WHITAKER, Malia	Campus Supervisor	01.0-90201.0-11100-10009-2930-5308000		36-V	D	05-16-25	06-16-25	Monterey High School

Signature _____

Title: Sarah Rudchenko, Assistant Superintendent, Human Resources Services

Basis: A= 12 months, B= 11 months, C= 10 months, D= 9 months, E= Adult School employee working less than 10 months, F= Short-term employees, assigned to provide services which will not be needed on a continuing basis, G= Substitute, H= Long term substitute, I= Temporary reclassification.

BURBANK UNIFIED SCHOOL DISTRICT
Human Resources Services

REPORT TO THE BOARD

TO:	Members of the Board of Education
FROM:	Sarah Rudchenko, Assistant Superintendent, Human Resources Services
PREPARED BY:	Lauren Trammell, Executive Assistant, Human Resources Services
SUBMITTED BY:	Lauren Trammell, Executive Assistant, Human Resources Services
DATE:	June 5, 2025
SUBJECT:	Approval of University Agreement– Loyola Marymount University

---

Background
The purpose of the University Agreement with Loyola Marymount University is to provide School Psychologists with field experience through practice in schools and classes. Students will assume School Psychologist responsibilities in their classroom or offices.

Pursuant to the provisions of Section 44227 of Education Code, the governing board is authorized to enter into agreements with any university or college accredited by the State Board of Education as a teacher education institution.

Discussion/Issues
This program builds a relationship with Loyola Marymount University which expands the pool of qualified School Psychologists. The District will provide support through field experience in schools and classes of the District for students of the University who are qualified for such assignments.

Fiscal Impact
None

Recommendation
Sarah Rudchenko, Assistant Superintendent, Human Resources Services, recommends that the Board of Education to approve the University Agreement between the Burbank Unified School District and Loyola Marymount University to provide educational field experience, effective June 6, 2025 through until terminated three (3) years on June 6, 2028, and that authority to sign the Agreement be exercised pursuant to BUSD – AR 3314, as presented.

LOYOLA MARYMOUNT UNIVERSITY

AND

BURBANK UNIFIED SCHOOL DISTRICT

SCHOOL PSYCHOLOGY SUPERVISED FIELDWORK AGREEMENT

THIS AGREEMENT is made and entered into by and between Loyola Marymount University, hereinafter called the "UNIVERSITY," and Burbank Unified School District, hereinafter called "FIELDWORK SITE." LMU School Psychology first year, second year (practicum), and third year (intern) candidates hereinafter are called 'CANDIDATE'.

I. RESPONSIBILITIES OF THE UNIVERSITY

A. The UNIVERSITY will assure that the candidate shall have completed the necessary educational prerequisites, to be eligible for supervised fieldwork including proof of negative TB test current within one year of supervised fieldwork and issuance of fingerprint clearance.

B. The UNIVERSITY shall designate a faculty or staff member to coordinate, consult, and collaborate with the classroom teacher or district designee of the FIELDWORK SITE, the activities of each candidate assigned to FIELDWORK SITE and student fieldwork experience.

C. The UNIVERSITY shall complete periodic observations and/or evaluations of the candidate regarding his/her performance at the FIELDWORK SITE as per arrangement between the UNIVERSITY faculty or staff member and the FIELDWORK SITE supervisor.

II. RESPONSIBILITIES OF THE FIELDWORK SITE

A. The FIELDWORK SITE shall provide candidates with experiences with a student population that is diverse in terms of ethnicity, culture, language, socio- economics and/or special needs.

B. If the FIELDWORK SITE receives a complaint from or against a participating candidate of unlawful discrimination or harassment (not including sexual harassment, sexual or interpersonal misconduct as defined in paragraph C and Appendix "A" below), at the FIELDWORK SITE or involving employees or agents of the FIELDWORK SITE, the FIELDWORK SITE will promptly notify the UNIVERSITY'S Title IX Coordinator/EEO Specialist at (310) 568-6105. The FIELDWORK SITE will provide information about the complaint to the UNIVERSITY'S Title IX Coordinator/EEO Specialist sufficient to enable the UNIVERSITY to provide the participating candidate with appropriate support and resources during any investigation conducted pursuant to the complaint. The FIELDWORK SITE will promptly and thoroughly investigate the report, take prompt and effective remedial action when discrimination or harassment is found to have occurred at the FIELDWORK SITE or involving employees of the FIELDWORK SITE and will

promptly notify the UNIVERSITY'S Title IX Coordinator/EEO Specialist of the outcome of any investigation.

C. The parties recognize that when an candidate shares with the UNIVERSITY or with an employee or agent of the FIELDWORK SITE that the participating candidate has experienced sexual harassment, sexual or interpersonal misconduct (defined in Appendix "A"), the UNIVERSITY has certain responsibilities it must fulfill in order to comply, as the case may be, with Title IX, the Violence Against Women Act, the Clery Act, and other relevant federal, state, or local laws. The UNIVERSITY and FIELDWORK SITE agree to the following procedures through which the FIELDWORK SITE will transmit reports of sexual or interpersonal misconduct it receives from a participating candidate to the UNIVERSITY.

The FIELDWORK SITE will report immediately or as soon as practicably possible to the UNIVERSITY all reports of sexual or interpersonal misconduct received by an employee or agent of the FIELDWORK SITE asserting that a participating intern candidate experienced sexual harassment, sexual or interpersonal misconduct – regardless of whether the participating candidate when or where the asserted sexual harassment, sexual or interpersonal misconduct was reported or occurred. The FIELDWORK SITE will report the following information as soon as is practicable to the UNIVERSITY'S Title IX Coordinator at (310) 568-6105 or, if after regular business hours (Monday-Friday, 8:00 am-5:00 pm) to the UNIVERSITY'S Department of Public Safety at (310) 338-2893.

Such reports will include:

● The name, telephone number, e-mail address and residence address of the participating candidate who reported that they experienced sexual harassment, sexual or interpersonal misconduct;

● The name and contact information, if known, of the individual who allegedly engaged in the sexual harassment, sexual or interpersonal misconduct, if known; and

● Description of the incident of sexual harassment, sexual or interpersonal misconduct, including location, date and time.

D. The FIELDWORK SITE staff will provide, upon request by any participating student, such reasonable accommodations at the FIELDWORK SITE as required by law in order to allow qualified disabled students to participate in the program.

E. To provide for emergency health care of the intern candidate in case of accident at the expense of the intern candidate.

F. To provide all participating candidates with a copy of the FIELDWORK SITE'S rules, regulations, policies, and procedures with which the students are expected to comply and notify the UNIVERSITY of any change in its personnel, operation, or policies which may affect the field education experience.

G. Comply with all federal, state and local statutes and regulations applicable to the

operation of the program, including without limitation, laws relating to the confidentiality of student records.

H. The FIELDWORK SITE staff shall comply with **APPENDIX "B"** regarding the FIELDWORK SITE'S supervision of UNIVERSITY candidates, as attached and incorporated by reference.

III. **THE PARTIES MUTUALLY AGREE**

A. The FIELDWORK SITE shall provide field experiences in such schools or classes of the FIELDWORK SITE and under the direct supervision and instruction of such employees of the FIELDWORK SITE, as specified by the duly authorized representatives of the FIELDWORK SITE and the UNIVERSITY.

B. The FIELDWORK SITE may, for good cause, refuse to accept for field experiences or terminate the field experience assignment of any candidate of the UNIVERSITY assigned to the FIELDWORK SITE in writing. Prior to removal of a candidate, the FIELDWORK SITE shall consult with the UNIVERSITY about its concerns and proposed course of action. The UNIVERSITY may terminate the field experience assignment or candidate's teaching assignment of any candidate of the UNIVERSITY at the FIELDWORK SITE at any time, and may do so if the FIELDWORK SITE so requests in writing with a statement of reason(s) why the FIELDWORK SITE desires to have the candidate withdrawn

C. Neither party shall discriminate in the assignment of participating candidates on the basis of race, religious creed (including religious dress and grooming practices), color, national origin (including language and language use restrictions), ancestry, disability (mental and physical) including HIV and AIDS, legally protected medical condition (cancer-related or genetic characteristics), denial of Family and Medical Care Leave, marital status, sex (including pregnancy, childbirth, breastfeeding or related medical condition), gender, gender identity, gender expression, age 40 or over, military or veteran status, sexual orientation, genetic information or any other bases protected by federal (including but not limited to Title VI and Title VII of the Civil Rights Act of 1964, Title IX of the Education Amendments of 1972, Section 504 of the Rehabilitation Act of 1973 and the Americans with Disabilities Act of 1990), state or local law

D. The UNIVERSITY agrees to indemnify, hold harmless, and defend the FIELDWORK SITE, its agents, and employees from and against all loss or expense (including costs and attorney fees) resulting from liability imposed by law upon the FIELDWORK SITE because of bodily injury to or death of any person or on account of damages to property, including loss of use thereof, arising out of or in connection with the Agreement and due or claimed to be due to the negligence of the UNIVERSITY, its trustees, agents, or employees.

E. The FIELDWORK SITE agrees to indemnify, hold harmless, and at the UNIVERSITY'S request, defend the UNIVERSITY, its trustees, agents, and employees from and against all loss or expenses (including costs and attorney fees) resulting from liability imposed by law upon the UNIVERSITY because of bodily injury to or death of any person or on account of damages to property, including loss

of use thereof arising out of or in connection with this Agreement, and due or claimed to be due to the negligence of the FIELDWORK SITE, its agents, or employees.

F. UNIVERSITY and FIELDWORK SITE each agree to maintain insurance or a program of self-insurance throughout the term of this Agreement as follows:

   i. General liability coverage, written on an occurrence form, with limits of one million dollars ($1,000,000) per occurrence and three million dollars ($3,000,000) in the aggregate, and
   ii. Intern Liability Insurance written on a claims-made form or occurrence form, with limits of one million dollars ($1,000,000) per occurrence and two million dollars ($2,000,000) in aggregate, and
   iii. UNIVERSITY and FIELDWORK SITE shall maintain statutory Workers' Compensation coverage on their respective employees working at FIELDWORK SITE pursuant to the Agreement. The parties agree that the intern candidates are considered learners who are fulfilling specific requirements for field experiences as part of a degree and/or credential requirement. Therefore, regardless of the nature or extent of the acts performed by them, intern candidates are not to be considered employees or agents of either the UNIVERSITY or the FIELDWORK SITE for any purpose including Workers' Compensation or any other employee benefit programs. The students shall not be entitled to any monetary remuneration for services performed by them in the course of their training, except for a stipend in the amount of a previously agreed upon amount between the UNIVERSITY and FIELDWORK SITE.
   iv. UNIVERSITY and FIELDWORK SITE shall provide certificates of insurance evidencing all coverage described herein, naming the other party as a Certificate Holder with policy endorsements for Waiver of Subrogation against the other party and naming the other party as an Additional Insured. Such evidence will be provided on a basis consistent with the other party with written notice at least thirty (30) days in advance of any material modification or cancellation of such coverage. With respect to individual policies of insurance maintained by candidates, such evidence will provide prior to the date when any new intern candidate commences participation in the Program(s).

G. Both parties acknowledge they are independent contractors, and nothing contained in this Agreement shall be deemed to create an agency, joint venture franchise or partnership relation between the parties and neither party shall so hold itself out. Neither party shall have the right to obligate or bind the other party in any manner whatsoever, and nothing contained in this Agreement shall give or is intended to give any right of any kind to third persons.

H. Any failure of a party to enforce that party's right under any provision of this Agreement shall not be construed or act as a waiver of the said party's subsequent right to enforce any provisions contained herein.

I. Notices required or permitted to be provided under this Agreement shall be in writing and shall be deemed to have been duly given if mailed first class to the parties that signed this agreement and to the addresses below.

Partner Contact Info Dr. Saida Valdez Human Resources Director 1900 W. Olive Ave Burbank, CA 91506	Loyola Marymount University School of Education Attn: Dr. Karen Komosa-Hawkins 1 LMU Drive, Suite UH 1500 Los Angeles, CA 90045

J. If any term or provision of the Agreement is for any reason held to be invalid, such invalidity shall not affect any other term or provision, and this Agreement shall be interpreted as if such term or provision had never been contained in this Agreement.

K. In the event of any material default under this Agreement, which default remains uncured for a period of twenty-one (21) days after receipt of written notice of such default, or in the event of the loss of WASC accreditation by the UNIVERSITY, this Agreement may be immediately terminated by the non-defaulting party.

L. This Agreement fully supersedes any and all prior agreements or understandings between the parties or any of their respective affiliates with respect to the subject matter hereof. No change, modification, addition, amendment, or supplement to this Agreement shall be valid unless set forth in writing, signed, and dated by both parties hereto subsequent to the execution of this Agreement.

M. This Agreement shall be construed in accordance with the laws of the State of California in effect at the time of the execution of this Agreement. Should either party institute legal action to enforce any obligation contained herein, it is agreed that the proper venue of such suit or action shall be **Los Angeles County**, California.

N. This Agreement may be executed in one or more counterparts, each of which shall constitute one and the same agreement. Further, the parties may execute this Agreement via fax or electronic mail transmission. A true and correct copy of this Agreement, as executed by the parties, may be used in lieu of an original for all purposes permitted by law.

IV. TERM AND TERMINATION OF AGREEMENT

A. The TERM of this Agreement shall be effective for a three-year period from date of final signature.

B. This AGREEMENT may be terminated by either the UNIVERSITY or the FIELDWORK SITE with or without cause upon thirty (30) days' notice provided that (subject to the other terms of this Agreement) all candidates performing fieldwork at the time of notice of termination are given the opportunity to complete their fieldwork at the FIELDWORK SITE.

V. INDEMNIFICATION

Each party (as the case may be, the "Indemnifying Party") hereby agrees to indemnify and defend the other, its parent, successor(s), agents, and employees for occurrences arising out of its performance of this agreement (but only in proportion to its respective liability), and to hold the other party, its officers, employees and agents, harmless from and against any and all liability, loss, expense (including reasonable attorney's fees and court costs) arising out of any breach of this agreement by the Indemnifying Party, or

claims for injury or damages by third parties that result from the negligent or wrongful acts or omissions of the Indemnifying Party, its officers, employees, or agents.

VI. **Force Majeure**

"The performance of this Agreement is subject to termination without liability or liquidated damages upon the occurrence of any circumstance beyond the control of either party - such as acts of God, war, acts of terrorism, government regulations or restrictions, pandemic, epidemic, disaster, strikes, civil disorder, or curtailment of transportation facilities - to the extent that such circumstance makes it illegal or impossible for the parties to proceed with the events. The ability to terminate this Agreement without liability pursuant to this paragraph is conditioned upon delivery of written notice to the other party setting forth the basis for such termination as soon as reasonably practical."

SIGNATURES:

Burbank Unified School District

Signature: _____

Name: _____

Title: Assistant Superintendent, Human Resources Services

Date: _____

Loyola Marymount University

Signature: _____

Name: Aimee Uen_____

Title: Senior Vice President and Chief Financial Officer

Date_____

Signature_____

Name: Antonio Felix_____

Title: Associate Dean for Student Services, School of Education

Date _____

APPENDIX "A"

DEFINITIONS:

Year 1 Candidates – Candidates in their first year of the program complete course assignments in the field (within schools), with minimal course prerequisites, and under the guidance of course instructors.

Year 2 Practicum Candidates – Candidates in their second year of the program have completed 27 units of coursework by the start of practicum and are enrolled in a practicum seminar course fall and spring semester with a University supervisor as a point of contact. Practicum candidates are required to complete 500 hours over the course of an academic school year, typically 2 days per week at a school site.

Year 3 Intern Candidates, have a master's degree in educational psychology and completed 55 units of coursework by the start of internship. They are enrolled in an internship course in fall and spring of their internship year with a University supervisor. Interns work full time in their school/district placement.

"Consent" is defined as the unambiguous and willing participation or cooperation in act, behavior or attitude that is commonly understood to be consistent with the exercise of free will. It is the responsibility of each person involved in the sexual activity to ensure that he or she has the affirmative consent of the other(s) to engage in the sexual activity. Consent requires participants who are lawful adults, fully conscious, equally free and legally competent to act, have clearly communicated their willingness, cooperation, or permission to participate in the specific sexual activity engaged in, are positive and clear about their desires, and are able to cease ongoing consensual activity at any time. Refusal to consent does not have to be verbal; it can be expressed with clear gestures, body language or attitude. Lack of protest or resistance does not mean consent, nor does silence mean consent. Prior sexual history between the complainant and respondent, by itself, does not constitute consent, nor does consenting to sexual activity with one person imply consent to sexual activity with another person.

Consent is not freely given if:

1. It is obtained through the use of force, through the fear of or the threat of force, through the abuse of a power positions over another (such as employment status or position within an organization) or by kidnap; or
2. A reasonable person in the position of the alleged perpetrator at the time the alleged conduct occurred should have known that the other person was unable to give consent for any of the following reasons:
    a. The individual is unable to make an informed decision as a result of the use of alcohol, drugs or other substances (including but not limited to predatory drugs or prescribed medications);
    b. The individual is unable to consciously respond for whatever reason including lack of consciousness, sleep, illness or shock;

c. The individual is under the age of eighteen and therefore legally incapable of giving consent; or
d. The individual is known by reason of impairment, mental condition or developmental or physical disability to be reasonably unable to consent.

3. The individual has acted or spoken in a manner which expresses a lack of consent or a refusal to consent.

The following are invalid excuses for failing to obtain affirmative consent from the Complainant:

1. The responding party's belief in affirmative consent arose from the intoxication or recklessness of the responding party; or
2. The responding party did not take reasonable steps, in the circumstances known to the responding party at the time, to ascertain whether the complaining party affirmatively consented.

"Sexual Misconduct" is defined as Sexual Assault, Sexual Exploitation, Interpersonal Misconduct, or the act of making sexual contact with the intimate body part of another person without that person's consent including as the result of sexual coercion. Intimate body parts include the sexual organs, the anus, the groin or buttocks of any person, and the breasts. Student-on-student sexual misconduct also includes sexual harassment.

"Sexual Assault" is defined to include engaging in sexual intercourse or any of the sexual activities listed below with another person without that person's consent. Sexual Assault includes, but is not limited to, rape, sexual battery, anal intercourse, oral copulation or penetration of a body cavity by a foreign object. Sexual intercourse includes the penetration, however slight, of the vagina or anus with any object or body part and of the mouth with a body part or any object in a sexual manner.

"Sexual exploitation" is sexual misconduct that occurs when a person takes unjust or abusive sexual advantage of another for his or her benefit or for the benefit of anyone other than the exploited party; and that behavior does not otherwise constitute sexual assault. Examples of sexual exploitation include, but are not limited to, invasion of sexual privacy, audio or video recording or photographing of any type (webcam, camera, Internet exposure, *etc*.) without knowledge and consent of all persons; going beyond the boundaries of consent (such as letting another person hide and watch you have consensual sex without the knowledge of the other party), engaging in unconsented voyeurism, exposing one's genitals in non-consensual circumstances; coercing another against their will to expose their genitals or breasts, and prostituting another person.

"Interpersonal Misconduct" includes Dating Violence, Domestic Violence and Stalking, as defined below

"Dating Violence" is defined in accordance with the reauthorization of the Violence Against Women Act, as violence committed by a person:

1. Who is or has been in a social relationship of a romantic or intimate nature with the victim; and

2. Where the existence of such a relationship shall be determined based on the complaining party's statement with consideration of the following factors:
   a. The length of the relationship
   b. The type of the relationship
   c. The frequency of interaction between the persons involved in the relationship.

3. Dating Violence includes, but is not limited to, sexual or physical abuse or threat of such abuse.

Dating violence does not include acts covered under the definition of domestic violence.

"Domestic Violence" is defined in accordance with the reauthorization of the Violence Against Women Act as a felony or misdemeanor crime of violence committed by a current or former spouse or intimate partner of the victim, by a person with whom the victim shares a child in common, by a person who is cohabitating with or has cohabited with the victim as a spouse or intimate partner, by a person similarly situated to a spouse of the victim under California law, or by any other person against an adult or youth victim who is protected from that person's acts under California law.

"Stalking" is defined in accordance with the reauthorization of the Violence Against Women Act as engaging in a course of conduct directed at a specific person(s) that would cause a reasonable person to fear for his or her safety or the safety of others; or suffer substantial emotional distress.

For the purposes of this definition "course of conduct" means two or more acts, including, but not limited to, acts in which the stalker directly, indirectly or through third parties, by any action, method, device or means, follows, monitors, observes, surveils, threatens or communicates to or about a person, or interferes with a person's property.

For the purposes of this definition "substantial emotional distress" means significant mental suffering or anguish that may, but does not necessarily, require medical or other professional treatment or counseling.

"Sexual Harassment" for the purposes of this policy is defined as unwelcome conduct of a sexual nature, including unwelcome sexual advances, requests for sexual favors, and other verbal, non-verbal, physical or visual conduct by a person of either the same or opposite sex where:

- submission to or rejection of the conduct is made either an explicit or implicit condition of academic achievement and/or employment;
- submission to or rejection of the conduct is used as the basis for an academic and/or employment decision; or
- the conduct has the purpose or effect of unreasonably interfering with academic, or work performance or creating an intimidating, hostile, or offensive, living, academic, or work environment.

APPENDIX B:

LMU School Psychology Program
INTERNSHIP COLLABORATION AGREEMENT

This is an agreement that documents the 3-way partnership among _____, the School Psychology Intern, and _____, a credentialed School Psychologist employed at _____ (local educational agency) who will serve as the primary Field Mentor, and the LMU School Psychology Program.

Intern Responsibilities:

1. Take active role in gaining needed experiences to build confidence and competence.
2. Always put forth the best effort in all assignments.
3. Demonstrate professional dispositions that support quality work.
4. Seek and accept feedback in order to continuously improve knowledge and skills.
5. Inform university supervisor and field mentor of any obstacles that hinder progress.
6. Attend all required school/district meetings and trainings.

LMU University Supervisor Responsibilities:

1. Ensure that intern is qualified and competent for internship.
2. Meet with intern regularly to review experiences and for remediation as needed.
3. Review program expectations with field mentor as needed.
4. Maintain regular contact with field mentor to monitor intern progress.
5. Conduct virtual visitation during the academic year at least once per semester.
6. Provide final evaluation of intern for recommendation of credential.

Field Mentor Responsibilities:

1. Provide experiences, material, and work environment needed for intern to complete the IAP.
2. Provide at least 2 hours of regularly scheduled supervision time each week.
3. Help the intern understand rationale for actions and decisions.
4. Provide timely feedback of intern's progress in writing and in meetings with university supervisor.
5. Provide feedback to faculty for program improvement.
6. Ensure intern has access to all school/district supports and professional development activities available to school/district personnel.

If opportunities for interns to complete their Intern Accomplishment Plan (IAP) are not feasible within the district, the intern will be released from the district in order to achieve those accomplishments. Scheduling will be jointly decided among the field mentor, intern, and university supervisor.

The duration and schedule of this internship is to conform to the academic year of the school district, and daily schedule is to conform to the hours of a district school psychologist, unless adjusted by ALL parties below. School psychology interns from LMU must not be used in place of hiring credentialed school psychologists.

Start date: ___/___/___ **Expected end date**: ___/___/___

Agreed upon compensation: _____

_____ _____

Intern **Date** **Field Mentor** **Date**

_____

University Supervisor **Date**

Burbank Unified School District
Instructional Services
REPORT TO THE BOARD

TO:	Members of the Board of Education
FROM:	Oscar Macias, Assistant Superintendent, Instructional Services
PREPARED BY:	Oscar Macias, Assistant Superintendent, Instructional Services
SUBMITTED BY:	Stephanie Beauregard, Administrative Secretary II
DATE:	June 5, 2025
SUBJECT:	Approval of Instructional Consultant Services

Background:
The purpose of the Instructional Consultant Services is to enrich student learning. Consultants are selected based on their qualifications regarding specific subject areas. When a consultant is selected, the consultant company/organization must complete the required paperwork for the district to ensure that district students receive the services they require. The Board of Education must approve all consultant requests before services are rendered.

Discussion and Issues:
Sites submit the required paperwork to Instructional Services. Work must not begin until the site receives a confirmation of Board approval from Instructional Services. If the Consultant assignment requires unsupervised contact with the student(s) during the contract period, the Consultant must provide Department of Justice fingerprint clearance through the District's Human Resources Services.

Fiscal Impact:
See Attached

Recommendation:
Oscar Macias, Assistant Superintendent of Instructional Services, recommends that the Board of Education approve the instructional consultant services for on-site student learning support and staff development and exercise authority to sign the agreements pursuant to BUSD-AR 3314, as presented.

BURBANK UNIFIED SCHOOL DISTRICT
INSTRUCTIONAL SERVICES
APPROVAL OF INSTRUCTIONAL CONSULTANT SERVICES

Board Meeting Date: June 5, 2025

Site	Name	Purpose	Dates	Cost	Appropriation Number
Burbank Adult School	Dee Niedringhaus	Curriculum writing, guidance & assistance with CA state application process and implementation of LVN program	6/1/25 – 6/30/26	$30,375	11.0-63910.0-41104-10000-5810-5330000
Burbank Adult School	iHeart Media Markets Group	Provide targeted marketing of BAS courses on iHeart Markets platforms.	7/1/25 – 6/30/26	$35,200	11.0-63910.0-41101-27000-5850-5330000 11.0-63910.0-41102-27000-5850-5330000 11.0-63910.0-41104-27000-5850-5330000 11.0-63910.0-41106-27000-5850-5330000
Burbank Adult School	Jayme Adelson-Goldstein	Provide three-hour workshops to BAS English Language instructors for the preparation of the LARAEC course outlines.	7/1/25 – 6/30/26	$2700	11.0-63910.0-41102-10000-5810-5330000
Burbank Adult School	Purple Communications	Interpreters/translation for DHH students and teachers	7/1/25 – 6/30/26	$3500	11.0-63910.0-41120-10000-5810-5330000
Child Development	Amazing Athletes	Provide enrichment sports activities for summer ELOP students.	6/6/25 – 7/3/25	$13,125	01.0-26000.0-11100-10000-5810-5489000
Child Development	Johanna Schofield	Provide art enrichment to students attending the summer ELOP program.	6/6/25 – 7/3/25	$2550	01.0-26000.0-11100-10000-5810-5489000
Child Development	MB Dance Inc	Provide dance instruction to students attending the summer ELOP program.	6/6/25 – 7/3/25	$9000	01.0-26000.0-11100-10000-5810-5489000
Edison Elementary	Brenda Etterbeek	Provide Rhythm, Recorder, and Venova classes as part of the Edison Art Wheel.	9/8/25 – 4/3/26	$3380	01.0-67700.0-11100-10000-5810-2029000
Edison Elementary	Jennifer Klein	Teach art and clay classes as part of the Edison Art Wheel	9/8/25 – 4/3/26	$5700	01.0-67700.0-11100-10000-5810-2029000
Edison Elementary	Jennifer Lorigo	Teach drama classes as part of the Edison Art Wheel	9/8/25 – 4/3/26	$4000	01.0-67700.0-11100-10000-5810-2029000

Edison Elementary	Rebecca Duffield	Provide photography classes as part of the Edison Art Wheel	3/2/26 – 4/3/26	$1000	01.0-67700.0-11100-10000-5810-2029000
Edison Elementary	Ryan Hewson	Provide gardening lessons as part to the Edison Art Wheel	9/8/25 – 4/3/26	$4000	01.0-67700.0-11100-10000-5810-2029000

BURBANK UNIFIED SCHOOL DISTRICT

1900 W. Olive Avenue • Burbank, CA 91506-2460 • (818) 729-4400

AGREEMENT FOR CONSULTANT SERVICES

This Agreement, made and entered into this 5 of June, 20 25 by and between the **Burbank Unified School District**, hereinafter referred to as "District", and Dolores (Dee) Niedringhaus hereinafter referred to as "Consultant."

Payee's Name Dee Niedringhaus Daytime Phone Number [redacted]

Email Address [redacted]

Mailing Address [redacted]

Sponsoring Administrator Dr. Oscar Macias

Board Approval Date June 5, 2025

Account String 11.0-63910.0-41104-10000-5810-5330000

The assignment ☐ **will or** ■ **will not** require Consultant to work with pupil(s) unsupervised in a program sponsored by the District during the contract period. If it does, the Consultant will be contacted by HR and provided the DOJ & FBI form to complete as required by AB346 and will be responsible for associated costs. **Consultant shall not begin service until HR receives clearance.**

Retired Employee: Please check if you belong to _____ calPERS X cal STRS Retirement Date June 2013

WITNESSETH:

WHEREAS, the District is authorized pursuant to Education Code section 35160 and Government Code Section 53060 to contract for the services of consultants;

WHEREAS, the Consultant is especially trained, experienced and competent to provide such services;

WHEREAS, in consideration of the mutual promises of the parties, hereto, the District hereby retains the Consultant upon the terms and conditions hereinafter set forth, and the Consultant hereby accepts said retention and agrees to perform the services hereinafter mentioned, upon said terms and conditions;

NOW THERFORE, the parties mutually agree as follows:

1. The Consultant agrees to perform the following services for the District, at a rate of $ 75.00 per hour■/ per day ☐/ per session☐ for a total not to exceed $ 30,375.00 **Amount to include speaking fee, mileage and any additional fees.
2. The term of the Agreement shall be the period commencing on July 1, 2025 and terminating on June 30, 2026 .
3. Payment Terms: Monthly invoices, net 20 days of receipt
4. Consultant will provide the following services:

   Curriculum writing, guidance & assistance with CA state application process and implementation of LVN program as outlined in "Consulting Services Agreement" (see rate sheet with agreement)
5. The Consultant shall provide an invoice/Authorization for Payment of the time spent in providing the services and preparing the products required by this Agreement. Consultant will be paid at the conclusion of this contract unless otherwise stated in the payment terms above.
6. It is expressly understood and agreed to by both parties hereto that the Consultant, while engaged in carrying out and complying with any of the terms and conditions of this contract, is an independent contractor and is not an officer, agent or employee of the aforesaid District.
7. Consultant agrees to defend, indemnify, save, and hold harmless the District, its governing body, the individual members thereof, and all officers, agents and employees of the District from all loss, cost, and expense arising out of any liability or claim of liability for injury, damage, or loss sustained or claimed to have been sustained arising out of, or occurring as a result of Consultant's performance or failure to perform services under this Agreement.
8. This agreement may be terminated at any time based upon the mutual agreement of the parties hereto. This agreement may also be terminated immediately by the District should Consultant breach this agreement or fail to perform the required services in a satisfactory manner.
9. Consultant agrees to pay all Federal, State and Local taxes, and fees that are owed as a result of payments made to Consultant pursuant to this agreement. Consultant agrees to indemnify and hold harmless the District from any and all costs, loss, or liability whatsoever arising from or caused by any challenge to the payments made to Consultant pursuant to this agreement, including but not limited to any liabilities or penalties assessed or levied by any and all local, state, or federal taxing authorities against the District.
10. Consultant agrees to ensure that they do not exceed the applicable earnings limitation under CALPERS or STRS and agrees to be solely responsible for any actions taken by CALPERS or STRS as a result of exceeding the applicable earnings limitation.

Burbank Unified School District of Los Angeles County

IN WITNESS THEREOF, the parties hereto have set their hands on the day and in the month and year first above written.

		Dee Niedringhaus		5/20/25
BUSD Authorized Signature/Title	Date	Consultant	Dolores (Dee) Niedringhaus	Date

Instructions: Consultant is to sign and return one copy to the sponsoring administrative site. Agreement will be submitted for Board Approval. After Board approval, a Purchase Req will be created. This Purchase Req will need to include the Agreement for Consultant Services, W9, and Board Approved coversheet uploaded on the Purchase Req.

Revised 06/19

Dolores (Dee) Niedringhaus BSN, RN

[redacted]

EXPERIENCE

Competitive Event Director, Cal-HOSA, PO Box 12259, Bakersfield, CA 93389
2009-present
Manages and supervises all Cal-HOSA Competitive Events. Recruits advisors to assist in the running of events. Works with tabulations, judges coordinator and workshops to bring a positive experience for students. Lead for the first virtual Fall Leadership Conference, Regional Conference and State Leadership Conference related to competitive events. Event Manager for HOSA's International Leadership Conference. Prevention, Early Intervention for Suicide Awareness grant / Coordinator Southern California Kaiser Grant. Cal-HOSA 2019-present

Health Curriculum Specialist, Self employed , 9052 Five Harbors Drive, HB, CA 92646
2013- present
Nursing and Allied Health curriculum and program development for career technical Education programs in the public and private sector. Provided Faculty and staff with support and training in curriculum and lesson planning. Development of inservice, programs, staff development and CEU for licensed and unlicensed health facilities staff. Project Coordinator for HWI, Golden West College.

Instructor, Orange County Department of Education, 200 Kalmus Drive, CM, CA 92626
2012- 2023
CTE 101,102, CORE credential class online Part TIme
Health Education for Educators, online Part Time
ACCESS- Introduction to Allied Health- Part Time 2015-2018

Director of NA Program*,* Coastline ROP, 1001 Presidio Square, CM, CA 92626
2012-2022
Manages Nurse Assistant programs, maintains renewals for all NA programs. Does Teacher evaluations for class and clinical. Responsible for signing documents related to each class. Keeps programs in compliance with CDPH regulations. Collaborates with Coastline administration for programmatic changes. Assists in developing new programs related to NA.

Author, Prentice Hall, Inc. 1, Lake Street, Upper Saddle River, New Jersey 07458
2000 to 2017
Development of Vocational Nursing *Fundamentals* Textbook; Development of Vocational Nursing *Comprehensive* Medical Surgical Textbook. Revision of Vocational Nursing *Fundamentals* Textbook 2007.

Instructional Administrator, North Orange County Regional Occupation Program, 385 N. Muller St., Anaheim, 92801
2001 to 2013
Supervise 76 instructors and classified personnel for vocational and medical programs. Oversaw 3 million dollar instructional budget. Develop classes to meet the need of the community. Maintain facility, visit classes, initiate marketing strategies and promote vocational careers. Co-chair of Curriculum and Instruction Council. Assist with Teacher Training. Initiated Fee based classes 2008. Introduced Savanna Medical Careers Academy 2007, opened Esperanza Medical Sciences Academy 2009.

Vocational Nursing Instructor 1986 to 2001
Develop and revision of system modules and theory classes as well as clinical instruction; Schedule management of student clinical placement; class and HOSA

advisor: Lead instructor. CEU development and curriculum contributor, Tech Prep scenario writer.

Administrative Intern 2000 to 2001
Scheduled home and focus group meetings. Provided technical assistance to Curriculum Chairs; Leadership and writing team member, assist with Teacher Training Institute. Awarded 6 year WASC Accreditation.

Health Careers Consultant, California State Department of Vocational Education, Cal Poly Pomona, CA., 91768 1993 to 2007
Development and revision of Curriculum for Health Careers Teacher Preparation and Practice; Coordinator for Year III. Health Occupation Students of America (HOSA) advisor to State Officers, Director of Cal-HOSA Competitive Events, Member of National HOSA Competitive Events Committee. Committee participation in Health Career Activities. Writer for *Science for Health Care,* 1991.

Clinical Nurse, La Habra Convalescent Hospital, 1233 W La Habra Blvd
La Habra, CA 90631 1985 to 1986
Supervision, instructional duties and direct patient care.

Clinical Nurse III, UCI Medical Center, 101 City Drive, Orange, CA., 92668
1973 to 1985
Staff Nurse in the medical surgical area. General Surgery, Thoracic, Plastic and Reconstructive Surgery, GYN., Orthopedic, EENT, Neurosurgery and Radiation Therapy. In my final year I was instrumental in the development of the first Out Patient Services Department, where I served as the surgical specialist.

EDUCATION

Excelsior College, 7 Columbia Circle, New York 9/2001
Major: Bachelors of Nursing

Coastline Community College, 11460 Warner Ave., Fountain Valley, CA., 92708-2597
General Education 6/1992

Cal Poly Pomona, 3801 West Temple Ave., Pomona, CA 91768-4005 6/1992
Health Careers Part I
Health Careers Part II
Health Careers, Coordination and Supervision Year III

USC/LACMC School of Nursing, 1200 N. State Street, Los Angeles, CA., 90033-1084
Major: Nursing 1/1973

LICENSES/ CERTICATES

CPR Instructor Certified, 1990 - 2022
Supervision and Coordination Credential, May 1995 – present
Clear Designated Subjects Vocation Education Teaching Credential (Nursing Occupations) Oct. 1988 – present
Registered Nurse, 2/1973 – present

AFFILIATIONS

Cal-HOSA, Grant Coordinator Kaiser South Grant 2020-22
HOSA, National Competitive Events, 2007 - 2011
NOCROP, WASC Self Study Member 1999, 2001, 2006, 2007
NOCROP, SCSEBA, Committee Member, 1999, 2001
NOCROP, Superintendents Advisory Council, 1999,2001, 2007
NOCROP, Health and Safety Committee, 2001 – 2013
CAROCP, member 2000 -2013
NOCROP, Rubrics Committee, 2000
NOCROP, Professional Growth Committee, 1986
California Association for Health Career Educators (CAHCE), Conference Chair 2000, 2001

CAHCE, Treasurer, Executive Council, 1999, 2000, 2001
CAHCE, Member, 1986 – 2002
CAHCE, Ways and Mean Chair, 1995 -1997
Health Occupations Students of America (HOSA), advisor, 1987 – 2001
HOSA, Director of Competitive Events, 1999 to 2007, 2009-present
HOSA, Chairman, Cal-HOSA INC., 1999-2000
HOSA, Executive Committee Member, 1989-2001
Model Practices, Field Reviewer, 2001
Tech Prep Consortium, Grant Reader, 2000
Carl Perkins Field Review Committee, 1999-2000, appointment by Delaine Easton
National Board for Professional Teaching Standards, Validation Committee, Assessor, 2000

AWARDS

Hall of Fame, International HOSA- 2022
Lifetime Achievement Award, Cal-HOSA- 2022
Model Program, Vocation Nursing 2000 – 2013
HOSA, National Judge Recruitment 2007,2011, 2015
Orange County Teacher of the Year, nominee, 2000
CAHCE, Teacher of the Year 1999
Outstanding HOSA Advisor, 1998
Outstanding Contributions to Education Award, 1993-1994
Outstanding HOSA Advisor, 1988

REFERENCES Available upon request

5/20/2025DN

BURBANK UNIFIED SCHOOL DISTRICT

1900 W. Olive Avenue • Burbank, CA 91506-2460 • (818) 729-4400

AGREEMENT FOR CONSULTANT SERVICES

This Agreement, made and entered into this 5 of June, 20 25 by and between the **Burbank Unified School District**, hereinafter referred to as "District", and iHeartMedia Markets Group hereinafter referred to as "Consultant."

Payee's Name iHeartMedia Markets Group Daytime Phone Number [redacted]

Email Address [redacted]

Mailing Address [redacted]

Sponsoring Administrator Dr. Oscar Macias

Board Approval Date June 5, 2025

Account String 11.0-36910.0-(15%=41101, 25%=41102, 30%=41104 & 41106)-27000-5850-5330000

The assignment ☐ **will or** ■ **will not** require Consultant to work with pupil(s) unsupervised in a program sponsored by the District during the contract period. If it does, the Consultant will be contacted by HR and provided the DOJ & FBI form to complete as required by AB346 and will be responsible for associated costs. **Consultant shall not begin service until HR receives clearance.**

Retired Employee: Please check if you belong to _____ calPERS _____cal STRS Retirement Date _____

WITNESSETH:

WHEREAS, the District is authorized pursuant to Education Code section 35160 and Government Code Section 53060 to contract for the services of consultants;

WHEREAS, the Consultant is especially trained, experienced and competent to provide such services;

WHEREAS, in consideration of the mutual promises of the parties, hereto, the District hereby retains the Consultant upon the terms and conditions hereinafter set forth, and the Consultant hereby accepts said retention and agrees to perform the services hereinafter mentioned, upon said terms and conditions;

NOW THERFORE, the parties mutually agree as follows:

1. The Consultant agrees to perform the following services for the District, at a rate of $ _____ per hour☐/ per day ☐/ per session■ for a total not to exceed $ 35,200.00 **Amount to include speaking fee, mileage and any additional fees.
2. The term of the Agreement shall be the period commencing on July 1, 2025 and terminating on June 30, 2026 .
3. Payment Terms: Invoices paid by BUSD as billed by iHeart for services rendered
4. Consultant will provide the following services:

   Provide targeted marketing of Burbank Adult School courses on iHeartMedia Markets platforms for Fall 2025, Spring and Summer 2026 semesters as well as the Spring 2026 College & Career Fair
5. The Consultant shall provide an invoice/Authorization for Payment of the time spent in providing the services and preparing the products required by this Agreement. Consultant will be paid at the conclusion of this contract unless otherwise stated in the payment terms above.
6. It is expressly understood and agreed to by both parties hereto that the Consultant, while engaged in carrying out and complying with any of the terms and conditions of this contract, is an independent contractor and is not an officer, agent or employee of the aforesaid District.
7. Consultant agrees to defend, indemnify, save, and hold harmless the District, its governing body, the individual members thereof, and all officers, agents and employees of the District from all loss, cost, and expense arising out of any liability or claim of liability for injury, damage, or loss sustained or claimed to have been sustained arising out of, or occurring as a result of Consultant's performance or failure to perform services under this Agreement.
8. This agreement may be terminated at any time based upon the mutual agreement of the parties hereto. This agreement may also be terminated immediately by the District should Consultant breach this agreement or fail to perform the required services in a satisfactory manner.
9. Consultant agrees to pay all Federal, State and Local taxes, and fees that are owed as a result of payments made to Consultant pursuant to this agreement. Consultant agrees to indemnify and hold harmless the District from any and all costs, loss, or liability whatsoever arising from or caused by any challenge to the payments made to Consultant pursuant to this agreement, including but not limited to any liabilities or penalties assessed or levied by any and all local, state, or federal taxing authorities against the District.
10. Consultant agrees to ensure that they do not exceed the applicable earnings limitation under CALPERS or STRS and agrees to be solely responsible for any actions taken by CALPERS or STRS as a result of exceeding the applicable earnings limitation.

Burbank Unified School District of Los Angeles County

IN WITNESS THEREOF, the parties hereto have set their hands on the day and in the month and year first above written.

BUSD Authorized Signature/Title Date

Consultant iHeartMedia Markets Group Date

Instructions: Consultant is to sign and return one copy to the sponsoring administrative site. Agreement will be submitted for Board Approval. After Board approval, a Purchase Req will be created. This Purchase Req will need to include the Agreement for Consultant Services, W9, and Board Approved coversheet uploaded on the Purchase Req.

Revised 06/19



Spring
College and Career Fair

The Burbank Adult School

Prepared for
Juan Noguera, Ilya Mindlin, Cory Hartung

Prepared by Alan Derwin

BURBANK ADULT SCHOOL

College and Career Fair

	DAY	TIME	SPOTS	LENGTH	NOTES / PROGRAM
Week 1	Sat-Sunday	5am-9pm	5x	:15	REAL Weekend
	Sat- Sunday	9pm-11pm	5x	:15	REAL Weekend
	Sat-Sunday	12mid-12mid	5x	:15	Overnights/Rotation
	Sat-Sunday	5am-12mid	5x	:05	College and Career Fair Promo Adlets
	Sat-Sunday	5am-5am	20x	----	iHeartRadio Streaming Simulcast with REAL 92.3
Week 2	Mon-Tuesday	5am-9pm	8x	:15	Big Boy, DJ A-Oh, The Cruz Show, Bootleg Kev
	Mon-Tuesday	9pm-11pm	6x	:15	Bootleg Kev
	Mon-Tuesday	12mid-12mid	6x	:15	Overnights/Rotation
	Mon-Tuesday	5am-12mid	6x	:05	College and Career Fair Promo Adlets
	Wednesday	5am-10am	2x	:15	Big Boy
	Wednesday	5am-10am	2x	:05	Big Boy
	Mon-Wed	5am-5am	30x	----	iHeartRadio Streaming Simulcast with REAL 92.3

TOTALS: 50x (43x :15; 7x :05 REAL 92.3; iHeart Radio Streaming Simulcast)

With this schedule, the BAS College and Career Fair will reach 3% of the population of total adult population 1.5 times each, for a total of 629,300 impressions.

Total Investment: $2,600 Net

BURBANK ADULT SCHOOL

College and Career Fair

	DAY	TIME	SPOTS	LENGTH	NOTES / PROGRAM
Week 1	Sat-Sunday	5am-9pm	5x	:15	ALT Weekend
	Sat- Sunday	9pm-11pm	5x	:15	ALT Weekend
	Sat-Sunday	12mid-12mid	5x	:15	Overnights/Rotation
	Sat-Sunday	5am-12mid	5x	:05	College and Career Fair Promo Adlets
	Sat-Sunday	5am-5am	20x	----	iHeartRadio Streaming Simulcast with ALT 98.7
Week 2	Mon-Tuesday	5am-9pm	8x	:15	Woody Show, Hudson, Booker & Stryker, Christen Limon
	Mon-Tuesday	9pm-11pm	6x	:15	Christen Limon
	Mon-Tuesday	12mid-12mid	6x	:15	Overnights/Rotation
	Mon-Tuesday	5am-12mid	6x	:05	College and Career Fair Promo Adlets
	Wednesday	5am-10am	2x	:15	Woody Show
	Wednesday	5am-10am	2x	:05	Woody Show
	Mon-Wed	5am-5am	30x	----	iHeartRadio Streaming Simulcast with ALT 98.7

TOTALS: 50x (43x :15; 7x :05 ALT 98.7; iHeart Radio Streaming Simulcast)

With this schedule, the BAS College and Career Fair will reach 3% of the population of total adult population 1.6 times each, for a total of 629,400 impressions.

Total Investment: $2,600 Net

BURBANK ADULT SCHOOL
College and Career Fair

SUMMARY

REAL 92.3 TOTALS:
50x (43x :15; 7x :05 REAL 92.; iHeart Radio Streaming Simulcast)

ALT 98.7 TOTALS
50x (43x :15; 7x :05 ALT 98.7; iHeart Radio Streaming Simulcast)

COMBINED TOTALS:
100x (86x :15; 14x :05; iHeart Radio Streaming Simulcast)

REAL 92.3 / ALT 98.7 COMBO
With this schedule, the BAS College and Career Fair 5.5% of the total adult population.
Each person will hear your ad at least 1.6 times each, for a total of 1,255,700 impressions.

Total Investment: $5,200 Net

THANK YOU



Alan Derwin
[redacted]

BURBANK UNIFIED SCHOOL DISTRICT

1900 W. Olive Avenue • Burbank, CA 91506-2460 • (818) 729-4400

AGREEMENT FOR CONSULTANT SERVICES

This Agreement, made and entered into this 5 of June, 20 25 by and between the **Burbank Unified School District**, hereinafter referred to as "District", and Jayme Adelson-Goldstein hereinafter referred to as "Consultant."

Payee's Name Jayme Adelson-Goldstein Daytime Phone Number [redacted]

Email Address [redacted]

Mailing Address [redacted]

Sponsoring Administrator Dr. Oscar Macias

Board Approval Date June 5, 2025

Account String 11.0-63910.0-41102-10000-5810-5330000

The assignment ☐ **will or** ■ **will not** require Consultant to work with pupil(s) unsupervised in a program sponsored by the District during the contract period. If it does, the Consultant will be contacted by HR and provided the DOJ & FBI form to complete as required by AB346 and will be responsible for associated costs. **Consultant shall not begin service until HR receives clearance.**

Retired Employee: Please check if you belong to _____ calPERS _____cal STRS Retirement Date _____

WITNESSETH:

WHEREAS, the District is authorized pursuant to Education Code section 35160 and Government Code Section 53060 to contract for the services of consultants;

WHEREAS, the Consultant is especially trained, experienced and competent to provide such services;

WHEREAS, in consideration of the mutual promises of the parties, hereto, the District hereby retains the Consultant upon the terms and conditions hereinafter set forth, and the Consultant hereby accepts said retention and agrees to perform the services hereinafter mentioned, upon said terms and conditions;

NOW THERFORE, the parties mutually agree as follows:

1. The Consultant agrees to perform the following services for the District, at a rate of $ 450 per hour☐/ per day ☐/ per session■ for a total not to exceed $ 2,700.00 **Amount to include speaking fee, mileage and any additional fees.
2. The term of the Agreement shall be the period commencing on July 1, 2025 and terminating on June 30, 2026 .
3. Payment Terms: Payment upon completion of each workshop
4. Consultant will provide the following services:

   Prepare and deliver 3 hour workshops to Burbank Adult School English Language Instructors (ESL) and other interested parties on using the LARAEC Course Outlines to plan and deliver effective instruction
5. The Consultant shall provide an invoice/Authorization for Payment of the time spent in providing the services and preparing the products required by this Agreement. Consultant will be paid at the conclusion of this contract unless otherwise stated in the payment terms above.
6. It is expressly understood and agreed to by both parties hereto that the Consultant, while engaged in carrying out and complying with any of the terms and conditions of this contract, is an independent contractor and is not an officer, agent or employee of the aforesaid District.
7. Consultant agrees to defend, indemnify, save, and hold harmless the District, its governing body, the individual members thereof, and all officers, agents and employees of the District from all loss, cost, and expense arising out of any liability or claim of liability for injury, damage, or loss sustained or claimed to have been sustained arising out of, or occurring as a result of Consultant's performance or failure to perform services under this Agreement.
8. This agreement may be terminated at any time based upon the mutual agreement of the parties hereto. This agreement may also be terminated immediately by the District should Consultant breach this agreement or fail to perform the required services in a satisfactory manner.
9. Consultant agrees to pay all Federal, State and Local taxes, and fees that are owed as a result of payments made to Consultant pursuant to this agreement. Consultant agrees to indemnify and hold harmless the District from any and all costs, loss, or liability whatsoever arising from or caused by any challenge to the payments made to Consultant pursuant to this agreement, including but not limited to any liabilities or penalties assessed or levied by any and all local, state, or federal taxing authorities against the District.
10. Consultant agrees to ensure that they do not exceed the applicable earnings limitation under CALPERS or STRS and agrees to be solely responsible for any actions taken by CALPERS or STRS as a result of exceeding the applicable earnings limitation.

Burbank Unified School District of Los Angeles County

IN WITNESS THEREOF, the parties hereto have set their hands on the day and in the month and year first above written.

		Jayme Adelson-Goldstein	5/16/25	
BUSD Authorized Signature/Title	Date	Consultant	Jayme Adelson-Goldstein	Date

Instructions: Consultant is to sign and return one copy to the sponsoring administrative site. Agreement will be submitted for Board Approval. After Board approval, a Purchase Req will be created. This Purchase Req will need to include the Agreement for Consultant Services, W9, and Board Approved coversheet uploaded on the Purchase Req.

Revised 06/19

Jayme Adelson-Goldstein
[redacted]
LightheartedLearning.com

Select Professional Experience

- **Burbank Adult School, Burbank, CA** 1/15 to present
  Professional Development Specialist
  - Plans and provides training for ESL instructors on a wide variety of essential topics based on the instructors' and program's needs.
- **Jobs for the Future (JFF), Boston, MA and World Education, Boston, MA** 10/23 to present
  Digital Resilience in the American Workforce [OCTAE project)]
  Instructional Coach, Content Developer, Trainer
  - Plans and provides coaching for state cohorts participating in the project
  - Develops and provides training for in-person Kickoffs and virtual Cross State and Capstone Events
- **System for Adult Basic Education Support (SABES), Worcester, MA** 9/14 to present
  Technical Assistance through workshops, webshops and instructional coaching
  - Provides support on digital literacy and ed tech integration in ESOL and ELA classes
  - Provides instructional coaching as requested by schools through SABES
- **Santa Fe Community College, ESL Adult Program** 2/23 to present
  Instructional Coach and Technical Assistance
  - Develops and delivers in-person and virtual training to instructors and SF Literacy volunteer tutors
  - Provides instructional coaching and micro-coaching to ESL instructors
- **California Adult Literacy Professional Development (CALPRO), Sacramento, CA** 4/04 to present
  Co-developer, Instructor
  - Reviews, adapts, and facilitates online and in-person courses, Webinars and electronic communities of practice for California and Nevada adult ESL teachers on adult education topics.
- **American Institutes for Research (AIR), Washington D.C./Sacramento, CA**
  Teaching the Skills that Matter [OCTAE project] 6/19 - 1/25
  SME: content developer and co-trainer
  - Developed and delivered in-person and virtual training to all state cohorts in the project.

  ESL Pro [OCTAE project] 7/14 - 9/16
  SME: content developer and instructional coach on increasing rigor in ESOL instruction and contextualizing ESOL for workplace and career readiness
  - Provided technical assistance and coaching for Wisconsin teachers and Florida instructional leaders
  - Authored *Preparing English Learners for Work and Career Pathways* resource
- **ACE of Florida, Florida Department of Education, Tallahassee, FL** 6/19 to 12/24
  Curriculum Consultant, Trainer of Trainers
  - Developed and provided train the trainer workshops and materials for a cohort of ESOL trainers
  - Supported the Department of Ed with curriculum review and development .
- **TCALL, Texas A&M University, College Station, TX** 8/23 to 5/24
  Consultant, Curriculum Developer,
  - Integrated the Texas Digital Literacy Content Standards into DRAW Course and ancillary materials.
- **Los Angeles Regional Adult Education Consortium (LARAEC), Los Angeles, CA** 10/18 to 12/22
  Curriculum Consultant, Technical Assistance
  - Developed, managed, and trained on the revision of the six-level LARAEC *revised ESL Course Outline*

- **TESOL, Washington D.C.** 9/08 to 3/17
  Co-developer, Instructor for TESOL Core Certificate Program
  - Developed and taught a six-week international online course, *Teaching and Assessing Adult Learners*
- **Centre for Workplace Literacy, Institute for Adult Learning,** Singapore Fall 2012, Spring 2013
  Developer, Facilitator
  - Developed and delivered a 9-week blended learning program of online instruction, face-to-face workshops, observation and coaching of instructors on focused listening for workplace ESOL.
- **ESL Teacher Institute/ Staff Development Institute, Sacramento**, CA 7/87- 7/96
  Developer, Facilitator
  - Facilitated and developed workshops for new and experienced adult ESL instructors on a plethora of ESL instructional techniques *cooperative learning and multilevel instruction.*
- **UCLA Education Extension, Ryan Adult Credential Program, Los Angeles, CA** 1/86 - 12/00
  Curriculum Developer, Instructor
  - Facilitated quarter-long, 3-credit courses (*Methods and Materials for Teaching Adult ESL-Tier 1 and Tier 2*) designed to prepare the novice to enter the adult ESL classroom.

Select Projects and Publication

OPD 3e Plus - Oxford University Press, New York. *Co-Author* (2024)
- Updated Oxford Picture Dictionary with digital literacy and authored previous versions as well.

Oxford Adult ESL Conversations - Oxford University Press, New York. *Creator* (2018 to 2022)
- Developed, hosted, and produced podcasts featuring ESOL thought leaders and instructors

Online Teacher Toolkit - Los Angeles Regional Adult Education Consortium Revised ESL Course Outlines, LARAEC, Los Angeles, California. *Creator* (2020)
- Developed and curated materials for a virtual toolkit supporting LARAEC instructors

Virtual Workroom for Multilevel Instructors, CALPRO, Sacramento, California. *Co-Creator* (2009)
- Developed and recorded podcasts, lessons, activities and other resources for the website.

Select Workshops, Webshops, Asynchronous Courses, and Coaching

- *Restate and Respond: Empowering Learners with Language to Address Microaggressions* (2024, 2025) COABE, TESOL, and BAS workshops
- *Listen Up! Teaching Listening Strategies* (2024, 2025) LAUSD-DACE, Santa Fe CC, LAPL -course
- *Fusing Literacies* workshop series (2023, 2024) Integrating digital literacy, resilience, language and literacy. SABES, MA, CASAS Summer Institute, BAS workshops and webshops
- *Scaffolds and Differentiation: Strategies that Build Knowledge and Make a Difference* (2023, 2024) Training and Coaching series for Santa Fe Community College and Doña Ana community colleges. NM
- *Maine DOE Multilingual Teaching Institute- Strategies for Effective Language Instruction* (2022) 3-day workshop series
- *Myths and Legends of Mastery Teaching* (2022) CASAS SI workshop, LAUSD-DACE course

Education, Credentials and Certifications

- ESL techniques certifications, ESL Teacher Institute, Sacramento, CA, 1990-1992
- Ryan Adult, Designated Subjects Credential UCLA Education Extension, Los Angeles, CA, 1981
- B.A., Literature, Honors, University of California at Santa Cruz, Santa Cruz, CA 1976

BURBANK UNIFIED SCHOOL DISTRICT

1900 W. Olive Avenue • Burbank, CA 91506-2460 • (818) 729-4400

AGREEMENT FOR CONSULTANT SERVICES

This Agreement, made and entered into this 5 of June, 20 25 by and between the **Burbank Unified School District**, hereinafter referred to as "District", and Purple Communications, Inc. hereinafter referred to as "Consultant."

Payee's Name Purple Communications, Inc. Daytime Phone Number [redacted]

Email Address [redacted]

Mailing Address [redacted]

Sponsoring Administrator Dr. Oscar Macias

Board Approval Date June 5, 2025

Account String 11.0-00639.0-41120-10000-5810-5330000

The assignment ☐ **will or** ■ **will not** require Consultant to work with pupil(s) unsupervised in a program sponsored by the District during the contract period. If it does, the Consultant will be contacted by HR and provided the DOJ & FBI form to complete as required by AB346 and will be responsible for associated costs. **Consultant shall not begin service until HR receives clearance.**

Retired Employee: Please check if you belong to _____ calPERS _____cal STRS Retirement Date _____

WITNESSETH:

WHEREAS, the District is authorized pursuant to Education Code section 35160 and Government Code Section 53060 to contract for the services of consultants;

WHEREAS, the Consultant is especially trained, experienced and competent to provide such services;

WHEREAS, in consideration of the mutual promises of the parties, hereto, the District hereby retains the Consultant upon the terms and conditions hereinafter set forth, and the Consultant hereby accepts said retention and agrees to perform the services hereinafter mentioned, upon said terms and conditions;

NOW THERFORE, the parties mutually agree as follows:

1. The Consultant agrees to perform the following services for the District, at a rate of $ below per hour☐/ per day ☐/ per session☐ for a total not to exceed $ 3,500 **Amount to include speaking fee, mileage and any additional fees.
2. The term of the Agreement shall be the period commencing on July 1, 2025 and terminating on June 30, 2026 .
3. Payment Terms: Invoices paid by BUSD as billed by Purple Communications for services rendered
4. Consultant will provide the following services:

   Interpreters/translation for DHH students and teachers
5. The Consultant shall provide an invoice/Authorization for Payment of the time spent in providing the services and preparing the products required by this Agreement. Consultant will be paid at the conclusion of this contract unless otherwise stated in the payment terms above.
6. It is expressly understood and agreed to by both parties hereto that the Consultant, while engaged in carrying out and complying with any of the terms and conditions of this contract, is an independent contractor and is not an officer, agent or employee of the aforesaid District.
7. Consultant agrees to defend, indemnify, save, and hold harmless the District, its governing body, the individual members thereof, and all officers, agents and employees of the District from all loss, cost, and expense arising out of any liability or claim of liability for injury, damage, or loss sustained or claimed to have been sustained arising out of, or occurring as a result of Consultant's performance or failure to perform services under this Agreement.
8. This agreement may be terminated at any time based upon the mutual agreement of the parties hereto. This agreement may also be terminated immediately by the District should Consultant breach this agreement or fail to perform the required services in a satisfactory manner.
9. Consultant agrees to pay all Federal, State and Local taxes, and fees that are owed as a result of payments made to Consultant pursuant to this agreement. Consultant agrees to indemnify and hold harmless the District from any and all costs, loss, or liability whatsoever arising from or caused by any challenge to the payments made to Consultant pursuant to this agreement, including but not limited to any liabilities or penalties assessed or levied by any and all local, state, or federal taxing authorities against the District.
10. Consultant agrees to ensure that they do not exceed the applicable earnings limitation under CALPERS or STRS and agrees to be solely responsible for any actions taken by CALPERS or STRS as a result of exceeding the applicable earnings limitation.

Burbank Unified School District of Los Angeles County

IN WITNESS THEREOF, the parties hereto have set their hands on the day and in the month and year first above written.

BUSD Authorized Signature/Title Date	Gregory Hlibok 5/19/2025
	Consultant Purple Communications, Inc. Date

Instructions: Consultant is to sign and return one copy to the sponsoring administrative site. Agreement will be submitted for Board Approval. After Board approval, a Purchase Req will be created. This Purchase Req will need to include the Agreement for Consultant Services, W9, and Board Approved coversheet uploaded on the Purchase Req.

Revised 06/19



Better Together

ZVRS & Purple Communications

Purple partners with you in the Southern California area
to assure your people can communicate, converse, and connect.

Email: purplelongbeach@purple.us **Web:** signlanguage.com
Phone: 800-900-9478 x1390 | After Hours 800-549-6000

STANDARD HOURLY RATES

Standard rates will apply to assignments that occur during regular business hours (8:00am-5:00pm EST), Monday to Friday, and requested with greater than two full business days notice.

IN-PERSON INTERPRETING To learn more, click signlanguage.com/onsite-interpreting	**$112/hour**
SCHEDULED VIRTUAL INTERPRETING (SVI) To learn more, click signlanguage.com/svi	**$135/hour**
VIRTUAL CART/CAPTIONING To learn more, click signlanguage.com/cart	**$185/hour**

Ask about our Video Relay Service (VRS)

DIFFERENTIALS

In addition to the standard rates above, the following per hour differentials will apply to the listed services:

- A **$16/hour** specialty differential will be charged for assignments that require specific practitioner knowledge, training, or experience.
- A **$21.50/hour** after-hours differential will be charged for assignments that occur outside of regular business hours or on a holiday.
- A **$32/hour** emergency differential will be charged for assignments requested with less than two full business days notice.

IN-PERSON ASSIGNMENT CHARGES

- An $112 fee, per practitioner, will be charged for all in-person assignments.
- Reasonable parking, public transportation, mileage (current federal government rate) and other fees incurred during service provision will be charged.

Initials _____

Better Together

ZVRS & Purple Communications



BILLING INCREMENTS

- All assignments are charged per practitioner.
- In-person interpreting assignments are billed a two-hour minimum and thereafter billed in 30-minute increments.
- Scheduled Virtual Interpreting (SVI) assignments are billed a one-hour minimum and thereafter billed in 15-minute increments.
- Virtual CART/Captioning assignments are billed a one-hour minimum and thereafter billed in 15-minute increments.

CANCELLATIONS

- In-person interpreting assignments will be charged in full unless cancelled with two full business days notice.
- Scheduled Virtual Interpreting (SVI) assignments will be charged in full unless cancelled with one full business days notice.
- Virtual CART/Captioning assignments will be charged in full unless cancelled with one full business days notice.

NUMBER OF PRACTITIONERS

To protect the occupational safety of our practitioners and to assure the highest quality communication, assignments may require a team of two or more practitioners. A representative will work with you to determine the appropriate number of practitioners needed for your assignment. In the case that you are unavailable to discuss the number of practitioners required, we will make the necessary determinations.

ADDITIONAL SERVICES

- **Video Remote Interpreting (VRI)** provides a virtual interpreter on-demand and is available 24/7 with no pre-scheduling required. VRI sessions are billed at $3.00/minute with a 5-minute minimum per call. To learn more about VRI click signlanguage.com/vri
- Pricing quotes are available upon request for In-Person CART/Captioning services.
- Pricing quotes are available upon request for Post-Production Captioning services for a variety of media.

TERMS

To review current terms of this agreement please visit purplevrs.com/terms

Initials _____

Better Together

ZVRS & Purple Communications



PAYMENT

- ACH/EFT payments are preferred. We also accept major credit cards.
- Customers will receive a detailed invoice which must be paid within thirty (30) days of receipt of invoice. Accounts 45 days past due may be charged 1.5% interest on the outstanding balance.
- Invoicing for services rendered will occur electronically via email to the address provided. If you prefer an alternative billing method, please contact billing@purple.us.
- To assure accurate billing, two distinct contacts are required; please include both a primary and secondary contact to prevent delays in activating your service.
- For all VRI assignments, we will invoice monthly and provide a call detail report.

SERVICE ACTIVATION

To activate services, please complete, sign and initial where appropriate this Rates and Policies form and return to bizdev@purple.us. A signed copy must be received before services can be provided.

AUTHORIZATION

By signing below, you certify that you are authorized to accept terms on behalf of your organization, and you agree that your use of our services constitutes acceptance of all the rates, terms and policies set forth herein.

Burbank Unified School District	Assistant Superintendent, Instructional Services
Organization Name	Title
Dr. Oscar Macias	
Print Name	Signature Date
1900 W. Olive Ave. (District Office)	Ilya Pumpian-Mindlin
Address	Secondary Billing Contact Person
Burbank, CA 91506	IlyaPumpian-Mindlin@BurbankUSD.org
Address cont.	Secondary Billing Email Address
IlyaPumpian-Mindlin@BurbankUSD.org	(818) 729-5950 ext. 33902
Email Address	Secondary Billing Phone
(818) 729-5950 ext. 33902 (Ilya)	Burbank Adult School, 3811 W. Allan Ave, Burbank, CA
Phone	Billing Address

☐ Check box to opt-in to our no cost Video Relay Services (VRS) for your Deaf/HOH member.

☐ Batch Bill Invoice

Better Together
ZVRS & Purple Communications



PURPLE COMMUNICATIONS INVOICE REQUIREMENT FORM

At Purple Communications, we are committed to providing you with the best possible experience. To ensure a seamless process for invoicing and billing related to your ASL assignments, we kindly ask you to answer the following questions. Your responses will help us meet your needs efficiently. Thank you for choosing Purple Communications.

1. **Any special information required on your invoice for payment?** Yes ✓ No☐
   PO Number ✓
   Department Code☐
   SKU Number☐
   Other: _____

2. **Do you use an invoicing portal?** Yes☐ No ✓
   If So, please provide the portal registration link.
   _____

3. **Do you require a W9 from Purple?** Yes☐ No ✓
   Email to: _____

4. **Do you require a Certificate of Insurance from Purple?** Yes☐ No☐
   If so, please provide your company name and address.
   _____

5. **Will you pay by check, credit card or wire transfer?**
   Check☐
   Credit Card☐
   Wire Transfer☐

6. **Do you need a bank letter from Purple?** Yes☐ No ✓
   Email to: _____

7. **Any additional invoicing information that Purple needs to better service you?**
   _____

Purple will only use this information internally. Please keep a copy of this form for your company's reference. If you have any additional questions, please contact your Account Manager or bizdev@purple.us

BURBANK UNIFIED SCHOOL DISTRICT

1900 W. Olive Avenue • Burbank, CA 91506-2460 • (818) 729-4400

AGREEMENT FOR CONSULTANT SERVICES

This Agreement, made and entered into this 6 of June , 20 25 by and between the **Burbank Unified School District,** hereinafter referred to as "District", and Amazing Athletes hereinafter referred to as "Consultant."

Payee's Name Amazing Athletes Daytime Phone Number [redacted]

Email Address [redacted]

Mailing Address [redacted]

Sponsoring Administrator Laura Flosi

Board Approval Date June 5, 2025

Account String 010-26000-0-11100-10000-5810-548-9000-000

The assignment ☐ **will** or ☒ **will not** require Consultant to work with pupil(s) unsupervised in a program sponsored by the District during the contract period. If it does, the Consultant will be contacted by HR and provided the DOJ & FBI form to complete as required by AB346 and will be responsible for associated costs. **Consultant shall not begin service until HR receives clearance.**

Retired Employee: Please check if you belong to _____ calPERS _____cal STRS Retirement Date _____

WITNESSETH:

WHEREAS, the District is authorized pursuant to Education Code section 35160 and Government Code Section 53060 to contract for the services of consultants;

WHEREAS, the Consultant is especially trained, experienced and competent to provide such services;

WHEREAS, in consideration of the mutual promises of the parties, hereto, the District hereby retains the Consultant upon the terms and conditions hereinafter set forth, and the Consultant hereby accepts said retention and agrees to perform the services hereinafter mentioned, upon said terms and conditions;

NOW THERFORE, the parties mutually agree as follows:

1. The Consultant agrees to perform the following services for the District, at a rate of $ 52.50 per hour☒/ per day ☐/ per session☒ for a total not to exceed $ 13,125.00 **Amount to include speaking fee, mileage and any additional fees.
2. The term of the Agreement shall be the period commencing on June 6, 2025 and terminating on July 3, 2025 .
3. Payment Terms: To be paid at completion of services
4. Consultant will provide the following services:

   Amazing Atletes will provide enrichment sports activities for our summer ELOP students.

5. The Consultant shall provide an invoice/Authorization for Payment of the time spent in providing the services and preparing the products required by this Agreement. Consultant will be paid at the conclusion of this contract unless otherwise stated in the payment terms above.
6. It is expressly understood and agreed to by both parties hereto that the Consultant, while engaged in carrying out and complying with any of the terms and conditions of this contract, is an independent contractor and is not an officer, agent or employee of the aforesaid District.
7. Consultant agrees to defend, indemnify, save, and hold harmless the District, its governing body, the individual members thereof, and all officers, agents and employees of the District from all loss, cost, and expense arising out of any liability or claim of liability for injury, damage, or loss sustained or claimed to have been sustained arising out of, or occurring as a result of Consultant's performance or failure to perform services under this Agreement.
8. This agreement may be terminated at any time based upon the mutual agreement of the parties hereto. This agreement may also be terminated immediately by the District should Consultant breach this agreement or fail to perform the required services in a satisfactory manner.
9. Consultant agrees to pay all Federal, State and Local taxes, and fees that are owed as a result of payments made to Consultant pursuant to this agreement. Consultant agrees to indemnify and hold harmless the District from any and all costs, loss, or liability whatsoever arising from or caused by any challenge to the payments made to Consultant pursuant to this agreement, including but not limited to any liabilities or penalties assessed or levied by any and all local, state, or federal taxing authorities against the District.
10. Consultant agrees to ensure that they do not exceed the applicable earnings limitation under CALPERS or STRS and agrees to be solely responsible for any actions taken by CALPERS or STRS as a result of exceeding the applicable earnings limitation.

Burbank Unified School District of Los Angeles County

IN WITNESS THEREOF, the parties hereto have set their hands on the day and in the month and year first above written.

BUSD Authorized Signature/Title Date Consultant Amazing Athletes Date

Instructions: Consultant is to sign and return one copy to the sponsoring administrative site. Agreement will be submitted for Board Approval. After Board approval, a Purchase Req will be created. This Purchase Req will need to include the Agreement for Consultant Services, W9, and Board Approved coversheet uploaded on the Purchase Req. Revised 06/19

Amazing Athletes
[redacted]

Invoice

BILL TO
Dorothy Hernandez
BUSD

INVOICE #	DATE	TOTAL DUE	DUE DATE	TERMS	ENCLOSED
5484	05/07/2025	$13,125.00	06/06/2025	Net 30	

ACTIVITY	QTY	RATE	AMOUNT
Sports Academy Classes for ELOP: Week of June 9-13	52.50	250.00	13,125.00

Please remit payment to:
Amazing Athletes
1020 W. Palm Ave
Burbank, CA 91506

BALANCE DUE **$13,125.00**

BURBANK UNIFIED SCHOOL DISTRICT

1900 W. Olive Avenue • Burbank, CA 91506-2460 • (818) 729-4400

AGREEMENT FOR CONSULTANT SERVICES

This Agreement, made and entered into this 6 of June, 20 25 by and between the **Burbank Unified School District**, hereinafter referred to as "District", and Johanna Schofield hereinafter referred to as "Consultant."

Payee's Name Johanna Schofield Daytime Phone Number _____

Email Address [redacted]

Mailing Address [redacted]

Sponsoring Administrator Laura Flosi

Board Approval Date June 5, 2025

Account String 010-26000-0-11100-10000-5810-548-9000-000

The assignment ☐ **will** or ☒ **will not** require Consultant to work with pupil(s) unsupervised in a program sponsored by the District during the contract period. If it does, the Consultant will be contacted by HR and provided the DOJ & FBI form to complete as required by AB346 and will be responsible for associated costs. **Consultant shall not begin service until HR receives clearance.**

Retired Employee: Please check if you belong to _____ calPERS _____cal STRS Retirement Date _____

WITNESSETH:

WHEREAS, the District is authorized pursuant to Education Code section 35160 and Government Code Section 53060 to contract for the services of consultants:

WHEREAS, the Consultant is especially trained, experienced and competent to provide such services:

WHEREAS, in consideration of the mutual promises of the parties, hereto, the District hereby retains the Consultant upon the terms and conditions hereinafter set forth, and the Consultant hereby accepts said retention and agrees to perform the services hereinafter mentioned, upon said terms and conditions;

NOW THERFORE, the parties mutually agree as follows:

1. The Consultant agrees to perform the following services for the District, at a rate of $ _____ per hour☒/ per day ☐/ per session☒ for a total not to exceed $ 2550.00 **Amount to include speaking fee, mileage and any additional fees.
2. The term of the Agreement shall be the period commencing on June 6, 2025 and terminating on July 3, 2025.
3. Payment Terms: To be paid at completion of services
4. Consultant will provide the following services:

   Johanna Schofield will provide arts enrichment to our students attending the Summer ELOP Program.

5. The Consultant shall provide an invoice/Authorization for Payment of the time spent in providing the services and preparing the products required by this Agreement. Consultant will be paid at the conclusion of this contract unless otherwise stated in the payment terms above.
6. It is expressly understood and agreed to by both parties hereto that the Consultant, while engaged in carrying out and complying with any of the terms and conditions of this contract, is an independent contractor and is not an officer, agent or employee of the aforesaid District.
7. Consultant agrees to defend, indemnify, save, and hold harmless the District, its governing body, the individual members thereof, and all officers, agents and employees of the District from all loss, cost, and expense arising out of any liability or claim of liability for injury, damage, or loss sustained or claimed to have been sustained arising out of, or occurring as a result of Consultant's performance or failure to perform services under this Agreement.
8. This agreement may be terminated at any time based upon the mutual agreement of the parties hereto. This agreement may also be terminated immediately by the District should Consultant breach this agreement or fail to perform the required services in a satisfactory manner.
9. Consultant agrees to pay all Federal, State and Local taxes, and fees that are owed as a result of payments made to Consultant pursuant to this agreement. Consultant agrees to indemnify and hold harmless the District from any and all costs, loss, or liability whatsoever arising from or caused by any challenge to the payments made to Consultant pursuant to this agreement, including but not limited to any liabilities or penalties assessed or levied by any and all local, state, or federal taxing authorities against the District.
10. Consultant agrees to ensure that they do not exceed the applicable earnings limitation under CALPERS or STRS and agrees to be solely responsible for any actions taken by CALPERS or STRS as a result of exceeding the applicable earnings limitation.

Burbank Unified School District of Los Angeles County

IN WITNESS THEREOF, the parties hereto have set their hands on the day and in the month and year first above written.

BUSD Authorized Signature/Title _____ Date _____

Consultant J Schofield Date *

Instructions: Consultant is to sign and return one copy to the sponsoring administrative site. Agreement will be submitted for Board Approval. After Board approval, a Purchase Req will be created. This Purchase Req will need to include the Agreement for Consultant Services, W9, and Board Approved coversheet uploaded on the Purchase Req.

Revised 06/19

Johanna Schofield
Art Teacher

INVOICE

06-2025

Invoice To :

Burbank Unifed School District
Laura Flosi, Director of Childcare Programs
1900 W. Olive St., Burbank, CA 91506
lauraflosi@burbankusd.org

DESCRIPTION	PRICE	QTY	TOTAL
INSTRUCTIONAL DAYS ELOP After School Programs McKinley: June 4 Edison: June 5 Providenca: June 6	$350.00	3	$1,050.00
MATERIALS FEE ELOP AfterSchool Programs McKinley: 50 students, 2 projects, 100 projects total Edison: 50 students, 2 projects, 100 projects total. Providenca: 50 students, 2 projects, 100 projects total.	$10.00	150 STUDENTS	$1,500.00

Vendor Number:
0000198863

Remit Payment to:

Alba Johanna Schofield
By June 8, 2025

INSTRUCTION	$1,050.00
MATERIALS	$1,500.00
TOTAL DUE	$2,550.00

Thank You!

JOHANNA SCHOFIELD

[redacted]
[redacted]
[redacted]

BURBANK UNIFIED SCHOOL DISTRICT

1900 W. Olive Avenue • Burbank, CA 91506-2460 • (818) 729-4400

AGREEMENT FOR CONSULTANT SERVICES

This Agreement, made and entered into this 6 of June, 20 25 by and between the **Burbank Unified School District**, hereinafter referred to as "District", and Garri Dance Studio hereinafter referred to as "Consultant."

Payee's Name ~~Garri~~ MB Dance Inc / Garri Dance Studio Daytime Phone Number [redacted]

Email Address [redacted]

Mailing Address [redacted]

Sponsoring Administrator Laura Flosi

Board Approval Date June 5, 2025

Account String 010-26000-0-11100-10000-5810-548-9000-000

The assignment ☐ **will or** ☒ **will not** require Consultant to work with pupil(s) unsupervised in a program sponsored by the District during the contract period. If it does, the Consultant will be contacted by HR and provided the DOJ & FBI form to complete as required by AB346 and will be responsible for associated costs. **Consultant shall not begin service until HR receives clearance.**

Retired Employee: Please check if you belong to _____ calPERS _____ cal STRS Retirement Date _____

WITNESSETH:

WHEREAS, the District is authorized pursuant to Education Code section 35160 and Government Code Section 53060 to contract for the services of consultants;

WHEREAS, the Consultant is especially trained, experienced and competent to provide such services;

WHEREAS, in consideration of the mutual promises of the parties, hereto, the District hereby retains the Consultant upon the terms and conditions hereinafter set forth, and the Consultant hereby accepts said retention and agrees to perform the services hereinafter mentioned, upon said terms and conditions;

NOW THERFORE, the parties mutually agree as follows:

1. The Consultant agrees to perform the following services for the District, at a rate of $ 150.00 per hour ☒/ per day ☐/ per session ☒ for a total not to exceed $ 9000.00 **Amount to include speaking fee, mileage and any additional fees.
2. The term of the Agreement shall be the period commencing on June 6, 2025 and terminating on July 3, 2025.
3. Payment Terms: To be paid at completion of services
4. Consultant will provide the following services:

   Garri Dance will provide Dance instruction to students in our Summer ELOP program.

5. The Consultant shall provide an invoice/Authorization for Payment of the time spent in providing the services and preparing the products required by this Agreement. Consultant will be paid at the conclusion of this contract unless otherwise stated in the payment terms above.
6. It is expressly understood and agreed to by both parties hereto that the Consultant, while engaged in carrying out and complying with any of the terms and conditions of this contract, is an independent contractor and is not an officer, agent or employee of the aforesaid District.
7. Consultant agrees to defend, indemnify, save, and hold harmless the District, its governing body, the individual members thereof, and all officers, agents and employees of the District from all loss, cost, and expense arising out of any liability or claim of liability for injury, damage, or loss sustained or claimed to have been sustained arising out of, or occurring as a result of Consultant's performance or failure to perform services under this Agreement.
8. This agreement may be terminated at any time based upon the mutual agreement of the parties hereto. This agreement may also be terminated immediately by the District should Consultant breach this agreement or fail to perform the required services in a satisfactory manner.
9. Consultant agrees to pay all Federal, State and Local taxes, and fees that are owed as a result of payments made to Consultant pursuant to this agreement. Consultant agrees to indemnify and hold harmless the District from any and all costs, loss, or liability whatsoever arising from or caused by any challenge to the payments made to Consultant pursuant to this agreement, including but not limited to any liabilities or penalties assessed or levied by any and all local, state, or federal taxing authorities against the District.
10. Consultant agrees to ensure that they do not exceed the applicable earnings limitation under CALPERS or STRS and agrees to be solely responsible for any actions taken by CALPERS or STRS as a result of exceeding the applicable earnings limitation.

Burbank Unified School District of Los Angeles County

IN WITNESS THEREOF, the parties hereto have set their hands on the day and in the month and year first above written.

BUSD Authorized Signature/Title _____ Date _____

Consultant Megan Boade Date _____

Instructions: Consultant is to sign and return one copy to the sponsoring administrative site. Agreement will be submitted for Board Approval. After Board approval, a Purchase Req will be created. This Purchase Req will need to include the Agreement for Consultant Services, W9, and Board Approved coversheet uploaded on the Purchase Req.

Revised 06/19

Garri Dance Studio
3715 W. Magnolia Blvd
Burbank, CA 91505

Phone: 818.846.4390
Fax:
Email: Garri Dance Studio <officestaff@garridance.com>

TO: Burbank Unified School District
1900 W. Olive Ave
Burbank, CA 91506

DATE: Wed, May 7, 2025

Invoice

INVOICE PERIOD: Apr 01, 2025 to May 01, 2025

Balance Due: 9,000.00

Previous Balance		0.00
Other Charges	9,000.00	
Payments -- Thank You!	-0.00	
Balance Due		**9,000.00**

ELOP Summer 2025 - 15 days x 4 hours per day @ $150/hour = $9000

THANK YOU FOR YOUR BUSINESS!

BURBANK UNIFIED SCHOOL DISTRICT

1900 W. Olive Avenue • Burbank, CA 91506-2460 • (818) 729-4400

AGREEMENT FOR CONSULTANT SERVICES

This Agreement, made and entered into this 5th of June, 20 25 by and between the **Burbank Unified School District**, hereinafter referred to as "District", and Edison Elementary hereinafter referred to as "Consultant."

Payee's Name Brenda Etterbeek Daytime Phone Number [redacted]

Email Address [redacted]

Mailing Address [redacted]

Sponsoring Administrator Nicole Cody

Board Approval Date 6/5/2025

Account String 01.0-67700.0-11100-10000-2170-2029000

The assignment ☐ **will** or ■ **will not** require Consultant to work with pupil(s) unsupervised in a program sponsored by the District during the contract period. If it does, the Consultant will be contacted by HR and provided the DOJ & FBI form to complete as required by AB346 and will be responsible for associated costs. **Consultant shall not begin service until HR receives clearance.**

Retired Employee: Please check if you belong to _____ calPERS _____cal STRS Retirement Date _____

WITNESSETH:

WHEREAS, the District is authorized pursuant to Education Code section 35160 and Government Code Section 53060 to contract for the services of consultants;

WHEREAS, the Consultant is especially trained, experienced and competent to provide such services;

WHEREAS, in consideration of the mutual promises of the parties, hereto, the District hereby retains the Consultant upon the terms and conditions hereinafter set forth, and the Consultant hereby accepts said retention and agrees to perform the services hereinafter mentioned, upon said terms and conditions;

NOW THERFORE, the parties mutually agree as follows:

1. The Consultant agrees to perform the following services for the District, at a rate of $ 50 per hour■/ per day ☐/ per session☐ for a total not to exceed $ 3380 **Amount to include speaking fee, mileage and any additional fees.
2. The term of the Agreement shall be the period commencing on 9/8/2025 and terminating on 4/3/26.
3. Payment Terms: To be paid upone completion of services
4. Consultant will provide the following services:

   Mrs Etterbeek will provide Rythm, Recorder and Venova classes as part of Edison Art Wheel

5. The Consultant shall provide an invoice/Authorization for Payment of the time spent in providing the services and preparing the products required by this Agreement. Consultant will be paid at the conclusion of this contract unless otherwise stated in the payment terms above.
6. It is expressly understood and agreed to by both parties hereto that the Consultant, while engaged in carrying out and complying with any of the terms and conditions of this contract, is an independent contractor and is not an officer, agent or employee of the aforesaid District.
7. Consultant agrees to defend, indemnify, save, and hold harmless the District, its governing body, the individual members thereof, and all officers, agents and employees of the District from all loss, cost, and expense arising out of any liability or claim of liability for injury, damage, or loss sustained or claimed to have been sustained arising out of, or occurring as a result of Consultant's performance or failure to perform services under this Agreement.
8. This agreement may be terminated at any time based upon the mutual agreement of the parties hereto. This agreement may also be terminated immediately by the District should Consultant breach this agreement or fail to perform the required services in a satisfactory manner.
9. Consultant agrees to pay all Federal, State and Local taxes, and fees that are owed as a result of payments made to Consultant pursuant to this agreement. Consultant agrees to indemnify and hold harmless the District from any and all costs, loss, or liability whatsoever arising from or caused by any challenge to the payments made to Consultant pursuant to this agreement, including but not limited to any liabilities or penalties assessed or levied by any and all local, state, or federal taxing authorities against the District.
10. Consultant agrees to ensure that they do not exceed the applicable earnings limitation under CALPERS or STRS and agrees to be solely responsible for any actions taken by CALPERS or STRS as a result of exceeding the applicable earnings limitation.

Burbank Unified School District of Los Angeles County

IN WITNESS THEREOF, the parties hereto have set their hands on the day and in the month and year first above written.

BUSD Authorized Signature

Brenda Etterbeek 5/19/25

Consultant Edison Elementary Date

Instructions: Consultant is to sign and return one copy to the sponsoring administrative site. Agreement will be submitted for Board Approval. After Board approval, a Purchase Req will be created. This Purchase Req will need to include the Agreement for Consultant Services, W9, and Board Approved coversheet uploaded on the Purchase Req. Revised 06/19

Brenda Etterbeek

Brenda Etterbeek received her Bachelor of Music Degree from Miami University and her Masters of Music Degree from the University of Southern California. She has been a performer in Southern California for the past 32 years with various chamber and orchestral groups.

Brenda has also been an orchestra teacher for Children's Music Workshop for two decades. She has taught instrumental music, band, orchestra and elementary classroom music for grades K-12 for local Private, LAUSD and BUSD schools

In addition to Brenda being a wife to a trumpet player named Dave.... and mom to 2 BUSD boys, she has helped implement a school-wide Art Rotation Wheel at Edison Elementary. The Edison Art Wheel was a collaborative project with teachers, administrators and parent volunteers to help implement the BUSD Arts for All Plan.

Brenda Etterbeek

INVOICE

[redacted]

INVOICE # 0310
DATE June 15, 2025

TO
Edison Elementary
2110 Chestnut
Burbank, CA 91506

FOR Art Wheel Classes
P.O. # N/A

Description	Amount
SERVICES AT EDISON 2025-2065:	
Grade TK-Kinder: Rhythm Class *4 Weeks (5 classes a week)*	$1,300
Grades 1 & 2: Recorder *4 weeks (5 classes a week)*	$1300
Grade 3 Venova *4 weeks (3 classes a week)*	$780
2025-2026 Total =	**$3,380.00**

Make all checks payable to *Brenda Etterbeek*

If you have any questions concerning this invoice, contact Brenda Etterbeek | [redacted]

THANK YOU FOR YOUR BUSINESS!

BURBANK UNIFIED SCHOOL DISTRICT

1900 W. Olive Avenue • Burbank, CA 91506-2460 • (818) 729-4400

AGREEMENT FOR CONSULTANT SERVICES

This Agreement, made and entered into this 5th of June, 20 25 by and between the **Burbank Unified School District,** hereinafter referred to as "District", and Edison Elementary hereinafter referred to as "Consultant."

Payee's Name Jennifer Klein Daytime Phone Number [redacted]

Email Address [redacted]

Mailing Address [redacted]

Sponsoring Administrator Nicole Cody

Board Approval Date 6/5/2025

Account String 01.0-67700.0-11100-10000-2170-2029000

The assignment ☐ **will** or ☒ **will not** require Consultant to work with pupil(s) unsupervised in a program sponsored by the District during the contract period. If it does, the Consultant will be contacted by HR and provided the DOJ & FBI form to complete as required by AB346 and will be responsible for associated costs. **Consultant shall not begin service until HR receives clearance.**

Retired Employee: Please check if you belong to _____ calPERS _____cal STRS Retirement Date _____

WITNESSETH:

WHEREAS, the District is authorized pursuant to Education Code section 35160 and Government Code Section 53060 to contract for the services of consultants;

WHEREAS, the Consultant is especially trained, experienced and competent to provide such services;

WHEREAS, in consideration of the mutual promises of the parties, hereto, the District hereby retains the Consultant upon the terms and conditions hereinafter set forth, and the Consultant hereby accepts said retention and agrees to perform the services hereinafter mentioned, upon said terms and conditions;

NOW THERFORE, the parties mutually agree as follows:

1. The Consultant agrees to perform the following services for the District, at a rate of $ 50 per hour☒/ per day ☐/ per session☐ for a total not to exceed $ 5700 **Amount to include speaking fee, mileage and any additional fees.
2. The term of the Agreement shall be the period commencing on 9/8/2025 and terminating on 4/3/26.
3. Payment Terms: To be paid upone completion of services
4. Consultant will provide the following services:

   Mrs. Klein will teach art and clay classes as part of the Edison Art Wheel

5. The Consultant shall provide an invoice/Authorization for Payment of the time spent in providing the services and preparing the products required by this Agreement. Consultant will be paid at the conclusion of this contract unless otherwise stated in the payment terms above.
6. It is expressly understood and agreed to by both parties hereto that the Consultant, while engaged in carrying out and complying with any of the terms and conditions of this contract, is an independent contractor and is not an officer, agent or employee of the aforesaid District.
7. Consultant agrees to defend, indemnify, save, and hold harmless the District, its governing body, the individual members thereof, and all officers, agents and employees of the District from all loss, cost, and expense arising out of any liability or claim of liability for injury, damage, or loss sustained or claimed to have been sustained arising out of, or occurring as a result of Consultant's performance or failure to perform services under this Agreement.
8. This agreement may be terminated at any time based upon the mutual agreement of the parties hereto. This agreement may also be terminated immediately by the District should Consultant breach this agreement or fail to perform the required services in a satisfactory manner.
9. Consultant agrees to pay all Federal, State and Local taxes, and fees that are owed as a result of payments made to Consultant pursuant to this agreement. Consultant agrees to indemnify and hold harmless the District from any and all costs, loss, or liability whatsoever arising from or caused by any challenge to the payments made to Consultant pursuant to this agreement, including but not limited to any liabilities or penalties assessed or levied by any and all local, state, or federal taxing authorities against the District.
10. Consultant agrees to ensure that they do not exceed the applicable earnings limitation under CALPERS or STRS and agrees to be solely responsible for any actions taken by CALPERS or STRS as a result of exceeding the applicable earnings limitation.

Burbank Unified School District of Los Angeles County

IN WITNESS WHEREOF, the parties have set their hands on the day and in the month and year first above written.

BUSD Authorized Signature/Title _____ Date _____ Consultant Edison Elementary 5/15/25 Date

Instructions: Consultant is to sign and return one copy to the sponsoring administrative site. Agreement will be submitted for Board Approval. After Board approval, a Purchase Req will be created. This Purchase Req will need to include the Agreement for Consultant Services, W9, and Board Approved coversheet uploaded on the Purchase Req. Revised 06/19

Jennifer Klein
Teaching Artist

Jennifer is a stay-at-home mom with 2 kids, a husband and an art studio filled with projects that bring her friends and family joy. Jennifer brings humor, relatability, and a passion for creation and sharing. In her spare time, she can be found spending time with her family and friends, cheering on the Dodgers, playing soccer, reading and not saying no. Jennifer helped spearhead the Edison Fine Arts Wheel which is delivering arts education to grades TK-5 at Thomas Edison Elementary School. The Arts Wheel is in its seventh year and thriving. Edison students will be sure to create pieces that will become treasured family heirlooms for years to come.

INVOICE FOR SERVICES

TO: Nicole Cody
PRINCIPAL EDISON ELEMENTARY, BURBANK
BRENDA ETTERBEEK, ART WHEEL CHAIR

FROM: Jennifer Klein, Teaching Artist (Art and Clay)

THE FEE FOR EACH CLASS IS **$50**

2025-2026:

Rotation #1:
Week 1: 9/8 & 9/5
Week 2: 9/15 & 9/12
Week 3: 9/22 & 9/19
Week 4: 9/29 & 9/26

Rotation #2:
Week 1: 10/6 & 10/3
Week 2: 10/13 & 10/10
Week 3: 10/20 & 10/17
Week 4: 10/27 & 10/24

Rotation #4:
Week 1: 3/2 & 3/6
Week 2: 3/9 & 3/13
Week 3: 3/23 & 3/27
Week 4: 3/30 & 4/3

114 Classes

THE TOTAL FEE IS $5700

CHECK(S) SHOULD BE MADE OUT TO:
Jennifer Klein

BURBANK UNIFIED SCHOOL DISTRICT

1900 W. Olive Avenue • Burbank, CA 91506-2460 • (818) 729-4400

AGREEMENT FOR CONSULTANT SERVICES

This Agreement, made and entered into this 5th of June, 20 25 by and between the **Burbank Unified School District**, hereinafter referred to as "District", and Edison Elementary hereinafter referred to as "Consultant."

Payee's Name Jennifer Lorigo Daytime Phone Number [redacted]

Email Address [redacted]

Mailing Address [redacted]

Sponsoring Administrator Nicole Cody

Board Approval Date 6/5/2025

Account String 01.0-67700.0-11100-10000-2170-2029000

The assignment ☐ **will or** ■ **will not** require Consultant to work with pupil(s) unsupervised in a program sponsored by the District during the contract period. If it does, the Consultant will be contacted by HR and provided the DOJ & FBI form to complete as required by AB346 and will be responsible for associated costs. **Consultant shall not begin service until HR receives clearance.**

Retired Employee: Please check if you belong to _____ calPERS _____cal STRS Retirement Date _____

WITNESSETH:

WHEREAS, the District is authorized pursuant to Education Code section 35160 and Government Code Section 53060 to contract for the services of consultants;

WHEREAS, the Consultant is especially trained, experienced and competent to provide such services;

WHEREAS, in consideration of the mutual promises of the parties, hereto, the District hereby retains the Consultant upon the terms and conditions hereinafter set forth, and the Consultant hereby accepts said retention and agrees to perform the services hereinafter mentioned, upon said terms and conditions;

NOW THERFORE, the parties mutually agree as follows:

1. The Consultant agrees to perform the following services for the District, at a rate of $ 50 per hour■/ per day ☐/ per session☐ for a total not to exceed $ 4000 **Amount to include speaking fee, mileage and any additional fees.
2. The term of the Agreement shall be the period commencing on 9/8/2025 and terminating on 4/3/26.
3. Payment Terms: To be paid upone completion of services
4. Consultant will provide the following services:

   Mrs. Lorigo will teach drama classes as part of Edison Art Wheel to all students Tk-5

5. The Consultant shall provide an invoice/Authorization for Payment of the time spent in providing the services and preparing the products required by this Agreement. Consultant will be paid at the conclusion of this contract unless otherwise stated in the payment terms above.
6. It is expressly understood and agreed to by both parties hereto that the Consultant, while engaged in carrying out and complying with any of the terms and conditions of this contract, is an independent contractor and is not an officer, agent or employee of the aforesaid District.
7. Consultant agrees to defend, indemnify, save, and hold harmless the District, its governing body, the individual members thereof, and all officers, agents and employees of the District from all loss, cost, and expense arising out of any liability or claim of liability for injury, damage, or loss sustained or claimed to have been sustained arising out of, or occurring as a result of Consultant's performance or failure to perform services under this Agreement.
8. This agreement may be terminated at any time based upon the mutual agreement of the parties hereto. This agreement may also be terminated immediately by the District should Consultant breach this agreement or fail to perform the required services in a satisfactory manner.
9. Consultant agrees to pay all Federal, State and Local taxes, and fees that are owed as a result of payments made to Consultant pursuant to this agreement. Consultant agrees to indemnify and hold harmless the District from any and all costs, loss, or liability whatsoever arising from or caused by any challenge to the payments made to Consultant pursuant to this agreement, including but not limited to any liabilities or penalties assessed or levied by any and all local, state, or federal taxing authorities against the District.
10. Consultant agrees to ensure that they do not exceed the applicable earnings limitation under CALPERS or STRS and agrees to be solely responsible for any actions taken by CALPERS or STRS as a result of exceeding the applicable earnings limitation.

Burbank Unified School District of Los Angeles County

IN WITNESS ... on the day and in the month and year first above written.

BUSD Authorized Signature/Title / / Date

Consultant Edison Elementary 5/19/25 Date

Instructions: Consultant is to sign and return one copy to the sponsoring administrative site. Agreement will be submitted for Board Approval. After Board approval, a Purchase Req will be created. This Purchase Req will need to include the Agreement for Consultant Services, W9, and Board Approved coversheet uploaded on the Purchase Req. Revised 06/19

Jennifer Lorigo

Jennifer Lorigo grew up in the theater, starting in Colorado, as she was toted around from show to show with her parents traveling children's theater company. A move to California meant less traveling and a permanent home at the Carlsbad Community Arts Center. There she watched, then acted in, then directed numerous performances for the Carlsbad Community Theater and Children's Theater. Jennifer earned her BA in Music with an emphasis on Vocal Performance from UCLA. There she was an active member of the Musical Theater and Opera Workshops under the tutelage of John Hall and voice instructor Dorothy Warenskjold. After college, Jennifer switched musical direction as she focused on her band, Water Method, performing around the LA area. Jennifer is thrilled to be working with BUSD children, sharing her years of experience in children's theater and dramatic arts.

INVOICE

[redacted]

[redacted]

Attention: Brenda Etterbeek
Edison Fine Arts Wheel
2110 Chestnut Street
Burbank, CA 91506

Date: 5/12/2025

Fine Arts Wheel - Drama Rotations 2025/26 School Year

Description	Lessons	Rate	Cost
Grades TK & K | 5 classrooms x four lessons	20	$50.00	$1,000.00
Grades 1 & 2 | 6 classrooms x four lessons	24	$50.00	$1,200.00
Grade 3 - 5 | 9 classrooms x four lessons	36	$50.00	$1,800.00

	Subtotal	$4,000.00
	Total	**$4,000.00**

Please make checks payable to Jennifer Lorigo

BURBANK UNIFIED SCHOOL DISTRICT

1900 W. Olive Avenue • Burbank, CA 91506-2460 • (818) 729-4400

AGREEMENT FOR CONSULTANT SERVICES

This Agreement, made and entered into this 5th of June, 20 25 by and between the **Burbank Unified School District,** hereinafter referred to as "District", and Edison Elementary hereinafter referred to as "Consultant."

Payee's Name Rebecca Duffield Daytime Phone Number [redacted]

Email Address [redacted]

Mailing Address [redacted]

Sponsoring Administrator Nicole Cody

Board Approval Date 6/5/2025

Account String 01.0-67700.0-11100-10000-2170-2029000

The assignment ☐ **will or** ☒ **will not** require Consultant to work with pupil(s) unsupervised in a program sponsored by the District during the contract period. If it does, the Consultant will be contacted by HR and provided the DOJ & FBI form to complete as required by AB346 and will be responsible for associated costs. **Consultant shall not begin service until HR receives clearance.**

Retired Employee: Please check if you belong to _____ calPERS _____cal STRS Retirement Date _____

WITNESSETH:

WHEREAS, the District is authorized pursuant to Education Code section 35160 and Government Code Section 53060 to contract for the services of consultants;

WHEREAS, the Consultant is especially trained, experienced and competent to provide such services;

WHEREAS, in consideration of the mutual promises of the parties, hereto, the District hereby retains the Consultant upon the terms and conditions hereinafter set forth, and the Consultant hereby accepts said retention and agrees to perform the services hereinafter mentioned, upon said terms and conditions;

NOW THERFORE, the parties mutually agree as follows:

1. The Consultant agrees to perform the following services for the District, at a rate of $ 50 per hour☒/ per day ☐/ per session☐ for a total not to exceed $ 1000 **Amount to include speaking fee, mileage and any additional fees.
2. The term of the Agreement shall be the period commencing on 3/2/26 and terminating on 4/3/26.
3. Payment Terms: To be paid upone completion of services
4. Consultant will provide the following services:

   Mrs. Duffield will provide photography classes to students in grades 4-5 as part of Edison Art Wheel
5. The Consultant shall provide an invoice/Authorization for Payment of the time spent in providing the services and preparing the products required by this Agreement. Consultant will be paid at the conclusion of this contract unless otherwise stated in the payment terms above.
6. It is expressly understood and agreed to by both parties hereto that the Consultant, while engaged in carrying out and complying with any of the terms and conditions of this contract, is an independent contractor and is not an officer, agent or employee of the aforesaid District.
7. Consultant agrees to defend, indemnify, save, and hold harmless the District, its governing body, the individual members thereof, and all officers, agents and employees of the District from all loss, cost, and expense arising out of any liability or claim of liability for injury, damage, or loss sustained or claimed to have been sustained arising out of, or occurring as a result of Consultant's performance or failure to perform services under this Agreement.
8. This agreement may be terminated at any time based upon the mutual agreement of the parties hereto. This agreement may also be terminated immediately by the District should Consultant breach this agreement or fail to perform the required services in a satisfactory manner.
9. Consultant agrees to pay all Federal, State and Local taxes, and fees that are owed as a result of payments made to Consultant pursuant to this agreement. Consultant agrees to indemnify and hold harmless the District from any and all costs, loss, or liability whatsoever arising from or caused by any challenge to the payments made to Consultant pursuant to this agreement, including but not limited to any liabilities or penalties assessed or levied by any and all local, state, or federal taxing authorities against the District.
10. Consultant agrees to ensure that they do not exceed the applicable earnings limitation under CALPERS or STRS and agrees to be solely responsible for any actions taken by CALPERS or STRS as a result of exceeding the applicable earnings limitation.

Burbank Unified School District of Los Angeles County

IN WITNESS THEREOF, the parties have executed this agreement on the day and in the month and year first above written.

BUSD Authorized Signature/Title / Date

Rebecca Duffield 5/19/25

Consultant Edison Elementary Date

Instructions: Consultant is to sign and return one copy to the sponsoring administrative site. Agreement will be submitted for Board Approval. After Board approval, a Purchase Req will be created. This Purchase Req will need to include the Agreement for Consultant Services, W9, and Board Approved coversheet uploaded on the Purchase Req. Revised 06/19

Hello there!

Rebecca Duffield

A professional photographer
living in Burbank, California



I have had a camera in my hand as far back as I can remember. Capturing memories has always been important to me, and taking this passion and turning it into a business has been a dream come true. I'm lucky to be able to do something that I love and to be able to share in each person's story that I have the privilege of working with. With the help of a good friend and mentor, I turned my hobby into a business in 2016 with the idea that I could provide my clients with beautiful photographs of their families & children that would be affordable. I want every picture that you receive to remind you of that exact time in your lives; the funny faces, the silly smiles, the outfit that they insisted on wearing even though it didn't match everyone else, the favorite toy they won't let go of, and even the occasional frown.

IN MY BAG

- Canon EOS 6D
- 50mm lens
- 24-70mm lens
- 24-105mm lens
- Battery backup
- Memory card

MY FAVORITE PHOTOS







THINGS I LIKE

- Coffee
- Traveling
- My dog & my cat
- The beach
- Collecting sea glass
- Road trips & camping
- Avocado toast
- Gardening
- Black & White photography

I love to shoot outside in the natural light, and capture real moments that are honest and beautiful. I photograph families, newborns, children & pets, birthday parties, small & intimate weddings, special events, baptisms, team sports & individual players. I have been fortunate to work with United Airlines, Pasadena Waldorf School, the Rose Bowl Water Polo teams, & many families from my hometown of Burbank and the neighboring communities

CONTACT ME

[redacted]

www.RebeccaDuffieldPhotograph[redacted].com
You can also find me on Faceboo[redacted]

Rebecca Duffield

INVOICE FOR SERVICES

TO: Nicole Cody
PRINCIPAL EDISON ELEMENTARY, BURBANK
BRENDA ETTERBEEK, ART WHEEL CHAIR

FROM: Rebecca Duffield, Teaching Artist (Photography)

THE FEE FOR EACH CLASS IS **$50**

2026:

Week 1: 3/2 & 3/6
Week 2: 3/9 & 3/13
Week 3: 3/23 & 3/27
Week 4: 3/30 & 4/3

20 Classes

THE TOTAL FEE IS $1,000

CHECK(S) SHOULD BE MADE OUT TO:
Rebecca Duffield

BURBANK UNIFIED SCHOOL DISTRICT

1900 W. Olive Avenue • Burbank, CA 91506-2460 • (818) 729-4400

AGREEMENT FOR CONSULTANT SERVICES

This Agreement, made and entered into this 5th of June, 20 25 by and between the **Burbank Unified School District**, hereinafter referred to as "District", and Edison Elementary hereinafter referred to as "Consultant."

Payee's Name Ryan Hewson Daytime Phone Number [redacted]

Email Address [redacted]

Mailing Address [redacted]

Sponsoring Administrator Nicole Cody

Board Approval Date 6/5/2025

Account String 01.0-67700.0-11100-10000-2170-2029000

The assignment ☐ **will or** ■ **will not** require Consultant to work with pupil(s) unsupervised in a program sponsored by the District during the contract period. If it does, the Consultant will be contacted by HR and provided the DOJ & FBI form to complete as required by AB346 and will be responsible for associated costs. **Consultant shall not begin service until HR receives clearance.**

Retired Employee: Please check if you belong to _____ calPERS _____cal STRS Retirement Date _____

WITNESSETH:

WHEREAS, the District is authorized pursuant to Education Code section 35160 and Government Code Section 53060 to contract for the services of consultants;

WHEREAS, the Consultant is especially trained, experienced and competent to provide such services;

WHEREAS, in consideration of the mutual promises of the parties, hereto, the District hereby retains the Consultant upon the terms and conditions hereinafter set forth, and the Consultant hereby accepts said retention and agrees to perform the services hereinafter mentioned, upon said terms and conditions;

NOW THERFORE, the parties mutually agree as follows:

1. The Consultant agrees to perform the following services for the District, at a rate of $ 50 per hour■/ per day ☐/ per session☐ for a total not to exceed $ 4000 **Amount to include speaking fee, mileage and any additional fees.
2. The term of the Agreement shall be the period commencing on 9/8/2025 and terminating on 4/3/26 .
3. Payment Terms: To be paid upone completion of services
4. Consultant will provide the following services:

   Ryan Hewson will provide gardenting lessons to all students in all grades as part of Edison Art Wheel
5. The Consultant shall provide an invoice/Authorization for Payment of the time spent in providing the services and preparing the products required by this Agreement. Consultant will be paid at the conclusion of this contract unless otherwise stated in the payment terms above.
6. It is expressly understood and agreed to by both parties hereto that the Consultant, while engaged in carrying out and complying with any of the terms and conditions of this contract, is an independent contractor and is not an officer, agent or employee of the aforesaid District.
7. Consultant agrees to defend, indemnify, save, and hold harmless the District, its governing body, the individual members thereof, and all officers, agents and employees of the District from all loss, cost, and expense arising out of any liability or claim of liability for injury, damage, or loss sustained or claimed to have been sustained arising out of, or occurring as a result of Consultant's performance or failure to perform services under this Agreement.
8. This agreement may be terminated at any time based upon the mutual agreement of the parties hereto. This agreement may also be terminated immediately by the District should Consultant breach this agreement or fail to perform the required services in a satisfactory manner.
9. Consultant agrees to pay all Federal, State and Local taxes, and fees that are owed as a result of payments made to Consultant pursuant to this agreement. Consultant agrees to indemnify and hold harmless the District from any and all costs, loss, or liability whatsoever arising from or caused by any challenge to the payments made to Consultant pursuant to this agreement, including but not limited to any liabilities or penalties assessed or levied by any and all local, state, or federal taxing authorities against the District.
10. Consultant agrees to ensure that they do not exceed the applicable earnings limitation under CALPERS or STRS and agrees to be solely responsible for any actions taken by CALPERS or STRS as a result of exceeding the applicable earnings limitation.

Burbank Unified School District of Los Angeles County

IN WITNESS THEREOF, the parties hereto have set their hands on the day and in the month and year first above written.

BUSD Authorized Signature/Title / /Date

Consultant Edison Elementary Date

Instructions: Consultant is to sign and return one copy to the sponsoring administrative site. Agreement will be submitted for Board Approval. After Board approval, a Purchase Req will be created. This Purchase Req will need to include the Agreement for Consultant Services, W9, and Board Approved coversheet uploaded on the Purchase Req. Revised 06/19



Ryan Hewson

GARDENER

As a lifelong plant lover, my focus is on fostering a love for gardening in the next generation. One of my greatest joys is seeing the garden through children's eyes as they dig in the dirt and harvest real food.

I am the mother of three school-aged boys in Burbank and was raised in Los Angeles. I grew up participating in hilarious tomato growing competitions with my grandparents, learning that edible plants can flourish anywhere, even in urban settings and that growing food can be so much fun!

This early passion for gardening has stayed with me throughout my life and ultimately led me to complete the Gardenary Garden Consultant Course in 2023. I became a member of the Foodscaper Community and the Burbank Backyard Food Growers Club and continue my gardening education with courses from Theodore Payne Foundation. I own a small business, Trellised, dedicated to helping new and struggling gardeners create raised bed kitchen gardens throughout Burbank, North Hollywood and Toluca Lake.

With over 20+ years of work experience as a professional nanny, and along with my personal experience as a mother I have honed my skills in engaging with young people. Though I retired from professional nannying, I've continued volunteering in several private schools, cooperative preschools, and within the unique community of Edison Elementary School for the past nine years. This has allowed me to continue to witness the excitement children experience as they learn new and empowering skills.

Learning to garden offers a much-needed connection to the natural world, essential for mental health in our tech-heavy society. Even simple activities like making seed bombs and sprout jars teach children that small and attainable actions can be impactful and it is within their power to grow a healthy life.

[redacted]
[redacted]
[redacted]
[redacted]
[redacted]

INVOICE FOR SERVICES

TO: Nicole Cody
PRINCIPAL EDISON ELEMENTARY, BURBANK
BRENDA ETTERBEEK, ART WHEEL CHAIR

FROM: Ryan Hewson, Teaching Artist (Gardening)

THE FEE FOR EACH CLASS IS **$50**

2025-2026:

Rotation #1:
Week 1: 9/8 & 9/5
Week 2: 9/15 & 9/12
Week 3: 9/22 & 9/19
Week 4: 9/29 & 9/26

Rotation #3:
Week 1: 1/5 & 1/9
Week 2: 1/12 & 1/16
Week 3: 1/26 & 1/23
Week 4: 2/2 & 1/30

Rotation #4:
Week 1: 3/2 & 3/6
Week 2: 3/9 & 3/13
Week 3: 3/23 & 3/27
Week 4: 3/30 & 4/3

80 Classes

THE TOTAL FEE IS $4,000

CHECK(S) SHOULD BE MADE OUT TO:
Ryan Hewson

Burbank Unified School District
Instructional Services
REPORT TO THE BOARD

TO:	Members of the Board of Education
FROM:	Oscar Macias, Assistant Superintendent, Instructional Services
PREPARED BY:	Oscar Macias, Assistant Superintendent, Instructional Services
SUBMITTED BY:	Stephanie Beauregard, Administrative Secretary II
DATE:	June 5, 2025
SUBJECT:	Ratification of Agreement for Instructional Consultant Services

---

Background:
The purpose of the Instructional Consultant Services is to enrich student learning. Consultants are selected based on their qualifications regarding specific subject areas. When a consultant is selected, the consultant company/organization must complete the required paperwork for the district to ensure that district students receive the services they require. All consultant requests must be approved by the Board of Education prior to services being rendered.

Discussion and Issues:
Sites submit the required paperwork to Instructional Services. Work must not begin until the site receives a confirmation of Board approval from Instructional Services. Due to delays out of their control, the site was unable to submit their consultant agreement before the agenda deadline on July 24, 2024. Therefore, the agreement below is being presented as a ratification. If the Consultant assignment requires unsupervised contact with student(s) during the contract period, the Consultant will be required to provide Department of Justice fingerprint clearance through the District's Human Resources Services.

Fiscal Impact:
See attached.

Recommendation:
Oscar Macias, Assistant Superintendent of Instructional Services, recommends that the Board of Education ratify the instructional consultant services for on-site student learning support and staff development and exercise authority to sign the agreements pursuant to BUSD-AR 3314, as presented.

BURBANK UNIFIED SCHOOL DISTRICT
INSTRUCTIONAL SERVICES
RATIFICATION OF INSTRUCTIONAL CONSULTANT SERVICES

Board Meeting Date: June 5, 2025

Site	Name	Purpose	Dates	Cost	Appropriation Number
Jefferson Elementary	Traci Crouch Lalicata	Firing clay project for 29 classes, grades TK through 5th grade.	10/9/24 – 5/16/25	$2000	010-90201.0-11100-10000-5850-2068200
Muir Middle School	Steven Moos	Presentation of the story of America using songs as the road map.	3/1/2025 – 5/19/25	$2200	010-00000.0-11100-00000-5850-3221000

BURBANK UNIFIED SCHOOL DISTRICT

1900 W. Olive Avenue • Burbank, CA 91506-2460 • (818) 729-4400

AGREEMENT FOR CONSULTANT SERVICES

This Agreement, made and entered into this 3rd of October, 20 24 by and between the **Burbank Unified School District,** hereinafter referred to as "District", and Traci Lalicata hereinafter referred to as "Consultant."

Payee's Name Traci Crouch Lalicata Daytime Phone Number [redacted]

Email Address [redacted]

Mailing Address [redacted]

Sponsoring Administrator Ron Young - Principal, Thomas Jefferson Elementary

Board Approval Date June 5th 2025

Account String 01.0.90201.0.11100.10000.5850206.8200.0000

The assignment ☐ **will** or ☒ **will not** require Consultant to work with pupil(s) unsupervised in a program sponsored by the District during the contract period. If it does, the Consultant will be contacted by HR and provided the DOJ & FBI form to complete as required by AB346 and will be responsible for associated costs. **Consultant shall not begin service until HR receives clearance.**

Retired Employee: Please check if you belong to _____ calPERS _____cal STRS Retirement Date _____

WITNESSETH:

WHEREAS, the District is authorized pursuant to Education Code section 35160 and Government Code Section 53060 to contract for the services of consultants;

WHEREAS, the Consultant is especially trained, experienced and competent to provide such services;

WHEREAS, in consideration of the mutual promises of the parties, hereto, the District hereby retains the Consultant upon the terms and conditions hereinafter set forth, and the Consultant hereby accepts said retention and agrees to perform the services hereinafter mentioned, upon said terms and conditions;

NOW THERFORE, the parties mutually agree as follows:

1. The Consultant agrees to perform the following services for the District, at a rate of $ 50.00 per hour☐/ per day ☒/ per session☒ for a total not to exceed $ 2,000.00 **Amount to include speaking fee, mileage and any additional fees.
2. The term of the Agreement shall be the period commencing on October 9th 2024 and terminating on May 16th 2025.
3. Payment Terms: One Payment on May 12th 2023
4. Consultant will provide the following services:

   Loading, firing & unloading for all 29 classes clay projects - grades from TK to 5th grade. . All grades offered at least 1 project, but no more than 2 projects per year. Ordering & organizing of supplies, consulting on clay projects.
5. The Consultant shall provide an invoice/Authorization for Payment of the time spent in providing the services and preparing the products required by this Agreement. Consultant will be paid at the conclusion of this contract unless otherwise stated in the payment terms above.
6. It is expressly understood and agreed to by both parties hereto that the Consultant, while engaged in carrying out and complying with any of the terms and conditions of this contract, is an independent contractor and is not an officer, agent or employee of the aforesaid District.
7. Consultant agrees to defend, indemnify, save, and hold harmless the District, its governing body, the individual members thereof, and all officers, agents and employees of the District from all loss, cost, and expense arising out of any liability or claim of liability for injury, damage, or loss sustained or claimed to have been sustained arising out of, or occurring as a result of Consultant's performance or failure to perform services under this Agreement.
8. This agreement may be terminated at any time based upon the mutual agreement of the parties hereto. This agreement may also be terminated immediately by the District should Consultant breach this agreement or fail to perform the required services in a satisfactory manner.
9. Consultant agrees to pay all Federal, State and Local taxes, and fees that are owed as a result of payments made to Consultant pursuant to this agreement. Consultant agrees to indemnify and hold harmless the District from any and all costs, loss, or liability whatsoever arising from or caused by any challenge to the payments made to Consultant pursuant to this agreement, including but not limited to any liabilities or penalties assessed or levied by any and all local, state, or federal taxing authorities against the District.
10. Consultant agrees to ensure that they do not exceed the applicable earnings limitation under CALPERS or STRS and agrees to be solely responsible for any actions taken by CALPERS or STRS as a result of exceeding the applicable earnings limitation.

Burbank Unified School District of Los Angeles County

IN WITNESS THEREOF, the parties hereto have set their hands on the day and in the month and year first above written.

_____		Traci C. Lalicata		10/16/24
BUSD Authorized Signature/Title	Date	Consultant	Traci Lalicata	Date

Instructions: Consultant is to sign and return one copy to the sponsoring administrative site. Agreement will be submitted for Board Approval. After Board approval, a Purchase Req will be created. This Purchase Req will need to include the Agreement for Consultant Services, W9, and Board Approved coversheet uploaded on the Purchase Req.

Revised 06/19



CONTACT

[redacted]

[redacted]

[redacted]

SKILLS

- 25+ years professional acting experience
- 20+ years production experience in television, commercials & industrial videos
- 10+ years of Event planning experience
- 8+ years of Fundraing Exoerience
- Organized and very detail oriented
- Loves working with children, sharing her passion for theatre and performace
- 8+ years of advocating for arts education and art opportunities for all children

REFERENCES AVAILABLE UPON REQUEST

TRACI CROUCH LALICATA

Actress, Director, Producer, Storyteller, Acting Coach

RELEVANT EXPERIENCE

Traci has spent the last 20 years working as a professional SAG-AFTRA & AEA actress and producer in Los Angeles. She has worked with children in live performances and theatre productions since 1995. Besides being a classroom parent volunteer, Fundraising Committee President and PTA President, Traci has spent the last 6 years as the director of Jefferson's Got Talent & being an arts advocate for Burbank schools. A graduate from Hofstra University with a BFA in theatre, Traci has performed in theatre, film, & tv productions throughout NY, Boston and Los Angeles. Some of her favorite tv and theatre credits include: Curb Your Enthusiasm, Fresh Off the Boat, CSI, Lurine in Last Gas, Shelby in Steel Magnolias, Juliet in R&J, & originating the roles of Josephine in Incident at Our Lady of Perpetual Help and Patricia in Verdi Girls. Traci is passionate about acting and enjoys working with children to help them discover their inner sparkle and the joys of performing.

EDUCATION

BFA in Theatre Performance

Hofstra University, Hempstead NY

Los Angeles area training:

- Improve Training - Second City, Hollywood, CA
- Scene Study - Michael Kelly
- On- Camera - Michael Donoovan

JEFFERSON'S GOT TALENT

Tracl Crouch Lalicata's

SHOW PROPOSAL & OUTLINE



- Over the course of 4 weeks, students will rehearse and finesse their talent show acts, in preparation for 2 full scale elementary school public performances.
- During rehearsals students will learn stage direction, vocal projection, microphone technique and stage presence.
- Students will begin building upon acting fundamentals: how to break down a script or lyrics, create a character & backstory, add character to their song, & the importance of blocking & staging to captivate an audience.
- JGT will also teach students how to collaborate and work together as a team to put together a stage production. This will help build new friendships, imagination, creativity, trust and allow students to not only put some pop into their personal performance that will help them shine on stage but also in the classroom and in life.
- Proposal includes director and asst director for 1-2 audition dates, 6-8 rehearsals & 2 performances. Director will also act as co-producer with TJFC to coordinate all theatrical needs of the production.

JGT STUDENTS LEARN TO:

- BRING A CHARACTER TO LIFE
- CREATE WARMTH AND RESONANCE IN YOUR VOICE
- TEAMWORK & COLLABORATION
- FINDING YOUR LIGHT - literally and figuratively!
- BUILD SELF-CONFIDENCE
- BREAKDOWN A SCRIPT OR TEXT
- RESEARCH AND CREATE A BACKSTORY
- STAGE PRESENCE
- THEATRE ETIQUETTE
- SUPPORTIVE CAST MEMBER
- THE POWER OF A TWINKLE AND A SMILE.



Proposal by Tracl Crouch Lalicata to work in conduction with TJFC

BURBANK UNIFIED SCHOOL DISTRICT

1900 W. Olive Avenue • Burbank, CA 91506-2460 • (818) 729-4400

AGREEMENT FOR CONSULTANT SERVICES

This Agreement, made and entered into this 4th of APRIL, 20 25 by and between the **Burbank Unified School District**, hereinafter referred to as "District", and Steven Moos hereinafter referred to as "Consultant."

Payee's Name Steven Moos Daytime Phone Number [redacted]

Email Address [redacted]

Mailing Address [redacted]

Sponsoring Administrator Dr. Greg Miller, Principal

Board Approval Date

Account String 01-0-00000-11100-00000-5850-3221000-0000

The assignment ☐ **will** or ☒ **will not** require Consultant to work with pupil(s) unsupervised in a program sponsored by the District during the contract period. If it does, the Consultant will be contacted by HR and provided the DOJ & FBI form to complete as required by AB346 and will be responsible for associated costs. **Consultant shall not begin service until HR receives clearance.**

Retired Employee: Please check if you belong to ____ **calPERS** __x__ **cal STRS Retirement Date** 06/21/2021

WITNESSETH:

WHEREAS, the District is authorized pursuant to Education Code section 35160 and Government Code Section 53060 to contract for the services of consultants;

WHEREAS, the Consultant is especially trained, experienced and competent to provide such services;

WHEREAS, in consideration of the mutual promises of the parties, hereto, the District hereby retains the Consultant upon the terms and conditions hereinafter set forth, and the Consultant hereby accepts said retention and agrees to perform the services hereinafter mentioned, upon said terms and conditions;

NOW THERFORE, the parties mutually agree as follows:

1. The Consultant agrees to perform the following services for the District, at a rate of $ 2,200 per hour ☐/ per day ☐/ per session 3 ☒ for a total not to exceed $ 2200.00 **Amount to include speaking fee, mileage and any additional fees.
2. The term of the Agreement shall be the period commencing on 3/ 2025 and terminating on 5/19/2025.
3. Payment Terms: Upon Services Rendered
4. Consultant will provide the following services:

   Will present the story of America using songs as the road mpa. Appropriate to 8th Grade curriculum.

5. The Consultant shall provide an invoice/Authorization for Payment of the time spent in providing the services and preparing the products required by this Agreement. Consultant will be paid at the conclusion of this contract unless otherwise stated in the payment terms above.
6. It is expressly understood and agreed to by both parties hereto that the Consultant, while engaged in carrying out and complying with any of the terms and conditions of this contract, is an independent contractor and is not an officer, agent or employee of the aforesaid District.
7. Consultant agrees to defend, indemnify, save, and hold harmless the District, its governing body, the individual members thereof, and all officers, agents and employees of the District from all loss, cost, and expense arising out of any liability or claim of liability for injury, damage, or loss sustained or claimed to have been sustained arising out of, or occurring as a result of Consultant's performance or failure to perform services under this Agreement.
8. This agreement may be terminated at any time based upon the mutual agreement of the parties hereto. This agreement may also be terminated immediately by the District should Consultant breach this agreement or fail to perform the required services in a satisfactory manner.
9. Consultant agrees to pay all Federal, State and Local taxes, and fees that are owed as a result of payments made to Consultant pursuant to this agreement. Consultant agrees to indemnify and hold harmless the District from any and all costs, loss, or liability whatsoever arising from or caused by any challenge to the payments made to Consultant pursuant to this agreement, including but not limited to any liabilities or penalties assessed or levied by any and all local, state, or federal taxing authorities against the District.
10. Consultant agrees to ensure that they do not exceed the applicable earnings limitation under CALPERS or STRS and agrees to be solely responsible for any actions taken by CALPERS or STRS as a result of exceeding the applicable earnings limitation.

Burbank Unified School District of Los Angeles County

IN WITNESS THEREOF, the parties hereto have set their hands on the day and in the month and year first above written.

		Steven Moos		04/ /25
BUSD Authorized Signature/Title	Date	Consultant	Steven Moos	Date

Instructions: Consultant is to sign and return one copy to the sponsoring administrative site. Agreement will be submitted for Board Approval. After Board approval, a Purchase Req will be created. This Purchase Req will need to include the Agreement for Consultant Services, W9, and Board Approved coversheet uploaded on the Purchase Req.

Revised 06/19

STEVEN MOOS

[redacted]

Steven Moos has been an educator for over 40 years, 20 plus of those years working in the Burbank Unified School District at John Muir Middle School. As an educator and parent, Steven has been a practicing musician incorporating music into his lessons in and out of the classroom. As a musician, he has performed nationally as well as internationally. Steven has performed at various universities in Southern California, including UCLA's Royce Hall. Now as a retired educator, Steven continues performing locally, nationally, and hopes to continue taking his music internationally. His current aim is to present the story of American history using songs as a road map. Starting with the American Revolution, going thru the Civil War and beyond into the 20th century, he demonstrates how music reflects our democratic spirit.

Burbank Unified School District
Special Education Department

REPORT TO THE BOARD

TO:	Members of the Board of Education
FROM:	Jennifer Nicholson, Director of Special Education and Psychological Services
PREPARED BY:	Jennifer Nicholson, Director of Special Education and Psychological Services
SUBMITTED BY:	Sandra Shearer, Administrative Secretary II
DATE:	June 5, 2025
SUBJECT:	Action on Final Settlement Agreement (Special Education)

Background:

The Board of Education is being asked to approve the Final Settlement Agreement for Special Education Student 960012279 pursuant to California Education Code (Sections 17604 and 35163), as presented in the Confidential Exhibit.

Discussion/Issues:

In an effort to resolve the disagreement between the District and the Parent of Special Education Student 960012279 concerning services and/or school placement, a formal settlement agreement was offered on May 20, 2025 to the Parents. To avoid additional time and expense concerning this matter, the District settled the dispute with the Student's Parents, without admitting any liability.

Fiscal Impact:

No cost to the district.

Recommendation:

Jennifer Nicholson, Director of Special Education and Psychological Services, recommends that the Board of Education approve Final Settlement Agreement for Special Education Student 960012279, at no cost to the district, (01.0-65000.0-50010-36000-5813-7440000), June 6, 2025 through June 30, 2027, and that authority to sign the agreement be exercised pursuant to BUSD-AR 3314, as presented.

Burbank Unified School District
Special Education Department

REPORT TO THE BOARD

TO:	Members of the Board of Education
FROM:	Jennifer Nicholson, Director of Special Education and Psychological Services
PREPARED BY:	Jennifer Nicholson, Director of Special Education and Psychological Services
SUBMITTED BY:	Sandra Shearer, Administrative Secretary II
DATE:	June 5, 2025
SUBJECT:	Action on Final Settlement Agreement (Special Education)

Background:

The Board of Education is being asked to approve the Final Settlement Agreement for Special Education Student 960032205 pursuant to California Education Code (Sections 17604 and 35163), as presented in the Confidential Exhibit.

Discussion/Issues:

In an effort to resolve the disagreement between the District and the Parent of Special Education Student 960032205 concerning services and/or school placement, a formal settlement agreement was offered on April 4, 2025 to the Parents. To avoid additional time and expense concerning this matter, the District settled the dispute with the Student's Parents, without admitting any liability.

Fiscal Impact:

No cost to the district.

Recommendation:

Jennifer Nicholson, Director of Special Education and Psychological Services, recommends that the Board of Education approve Final Settlement Agreement for Special Education Student 960032205, at no cost to the district, (01.0-65000.0-50010-36000-5813-7440000), May 14, 2025 through May 9, 2026, and that authority to sign the agreement be exercised pursuant to BUSD-AR 3314, as presented.

Burbank Unified School District
Special Education Department

REPORT TO THE BOARD

TO:	Members of the Board of Education
FROM:	Jennifer Nicholson, Director of Special Education and Psychological Services
PREPARED BY:	Jennifer Nicholson, Director of Special Education and Psychological Services
SUBMITTED BY:	Sandra Shearer, Administrative Secretary II
DATE:	June 5, 2025
SUBJECT:	Action on Final Settlement Agreement (Special Education)

Background:

The Board of Education is being asked to approve the Final Settlement Agreement for Special Education Student 960046316 pursuant to California Education Code (Sections 17604 and 35163), as presented in the Confidential Exhibit.

Discussion/Issues:

In an effort to resolve the disagreement between the District and the Parent of Special Education Student 960046316 concerning services and/or school placement, a formal settlement agreement was offered on May 12, 2025, to the Parents. To avoid additional time and expense concerning this matter, the District settled the dispute with the Student's Parents, without admitting any liability.

Fiscal Impact:

Not to exceed $36,216.

Recommendation:

Jennifer Nicholson, Director of Special Education and Psychological Services, recommends that the Board of Education approve Final Settlement Agreement for Special Education Student 960046316, at no cost to the district, (01.0-65000.0-50010-36000-5813-7440000), May 12, 2025 through September 30, 2025, and that authority to sign the agreement be exercised pursuant to BUSD-AR 3314, as presented.

Burbank Unified School District
Special Education Department

REPORT TO THE BOARD

TO:	Members of the Board of Education
FROM:	Jennifer Nicholson, Director of Special Education and Psychological Services
PREPARED BY:	Jennifer Nicholson, Director of Special Education and Psychological Services
SUBMITTED BY:	Sandra Shearer, Administrative Secretary II
DATE:	June 5, 2025
SUBJECT:	Ratification of Agreement for Professional Services (Special Education)

Background:

The Board of Education is being asked to approve an agreement to hire a school psychologist through an agency because the District is unable to secure a full time, temporary or substitute to support special education students.

Discussion/Issues:

The District is obligated to provide specialized academic instruction and assessments and to implement Individualized Education Plans (IEPs) for students who attend our schools. The District does not have current staff able to support the current caseload and is, therefore, contracting with an agency to remain in compliance with IEP and Ed Code regulations.

Fiscal Impact:

Not to exceed $80,000.

Recommendation:

Jennifer Nicholson, Director of Special Education and Psychological Services, recommends that the Board of Education approve an agreement between Burbank Unified School District and Karen Kambourian, to provide a related service provider to support individualized education plan mandated counseling services and assessment, not to exceed $80,000 (01.0-65000.0-57602-11900-5850-7440000), effective July 1, 2025 through June 30, 2026 and that authority to sign the agreement be exercised pursuant to BUSD-AR 3314, as presented.

Burbank Unified School District
1900 West Olive Avenue, Burbank, 91506
Tel: (818) 729-4473
Fax: (818) 729-4573
www.burbankusd.org

CONSULTANT AGREEMENT
SCHOOL PSYCHOLOGIST

TERM OF AGREEMENT

This Agreement, made and entered into this 21st day of May 2025 by and between the **Burbank Unified School District,** hereinafter referred to as "District", and Karen Kambourian hereinafter referred to as "Consultant."

Payee's Name: Karen Kambourian Daytime Phone Number: 818-336-2465

Mailing Address: 11584 Mariposa Bay Lane Porter Ranch CA 91326

Email Address: Karen.Kambourian@gmail.com

Sponsoring Administrator: Peter Knapik (Print Name) Assisting Superintendent (Title) _____ (Signature) Special Education (Location)

Board Approval: 06/05/2025 Account Code: 01.0-65000.0-57602-11900-5850-7440000

The District is authorized pursuant to Education Code section 35160 and Government Code Section 53060 to contract for the services of consultants.

WHEREAS, the Consultant is especially trained, experienced and competent to provide such services;

WHEREAS, in consideration of the mutual promises of the parties, hereto, the District hereby retains the Consultant upon the terms and conditions hereinafter set forth, and the Consultant hereby accepts said retention and agrees to perform the services hereinafter mentioned, upon said terms and conditions;

The parties mutually agree as follows:

1. The Consultant agrees to perform the following services for the District, at a rate of **$80 per hour** for a total not to exceed **$80,000.00**

2. The term of the Agreement shall be the period commencing on: 07/01/2025 and terminating on: 06/30/2026.

3. Payment Terms: Net 45 Days

4. District desires to enter into an Agreement in which Karen Kambourian will provide a school psychologist, 6.5 hours per day, 2 days per week, excludes holidays. District will give Karen Kambourian two (2) weeks notice should services be terminated.

5. The Consultant shall provide a clear and concise invoice noting the time spent in providing the services and preparing the products required by this Agreement. Consultant will be paid at the conclusion of this contract unless otherwise stated in the payment terms above.

6. It is expressly understood and agreed to by both parties hereto that the Consultant, while engaged in carrying out and complying with any of the terms and conditions of this contract, is an independent contractor and is not an officer, agent or employee of the aforesaid District.

7. Consultant agrees to defend, indemnify, save, and hold harmless the District, its governing body, the individual members thereof, and all officers, agents and employees of the District from all loss, cost, and expense arising out of any liability or claim of liability for injury, damage, or loss sustained or claimed to have been sustained arising out of, or occurring as a result of Consultant's performance or failure to perform services under this Agreement.

8. This agreement may be terminated at any time based upon the mutual agreement of the parties hereto. This agreement may also be terminated immediately by the District should the Consultant breach this agreement or fail to perform the required services in a satisfactory manner.

9. Consultant agrees to pay all Federal, State and Local taxes, and fees that are owed as a result of payments made to Consultant pursuant to this agreement. Consultant agrees to indemnify and hold harmless the District from any and all costs, loss, or liability whatsoever arising from or caused by any challenge to the payments made to Consultant pursuant to this agreement, including but not limited to any liabilities or penalties assessed or levied by any and all local, state, or federal taxing authorities against the District.

10. Consultant agrees to ensure that they do not exceed the applicable earnings limitation under CALPERS or STRS and agrees to be solely responsible for any actions taken by CALPERS or STRS as a result of exceeding the applicable earnings limitation.

11. District and Consultant will communicate and send in writing all information received by the District regarding any work-related injury to Personnel within twenty-four hours of the injury.

12. Communicate within twenty-four hours to Karen Kambourian the details of any incident, which may result in a complaint against any Personnel regarding professional services given by the Personnel.

13. The District agrees to indemnify, defend and hold harmless Karen Kambourian from any and all negligence and all liabilities, claims, losses, costs, damages and expenses resulting or arising from or connected with the services rendered by the District, its agents, independent contractors, employees or servants pursuant to this contract.

14. This Agreement shall constitute the entire Agreement between the parties and any prior understanding or representation of any kind preceding the date of this Agreement shall not be binding upon either party except to the extent incorporated in this Agreement.

15. It is mutually agreed that both parties shall not discriminate against any individual in the performance of their obligations under this Agreement, on the basis of race, color, religion, national origin, sex, age or disability. Both parties further certify compliance with the applicable provisions of the Civil Rights Act of 1964, the Rehabilitation Act of 1973, and the Americans with Disabilities Act and State anti-discrimination laws.

INDEMNIFICATION

Karen Kambourian shall save and hold the District harmless from and against and shall indemnify District for any liability, loss, cost, expense or damage whatsoever caused by reason of any injury sustained by any person or to property by reason of any act, neglect, default or omission of Karen Kambourian or any of its agents, subcontractors, employees or other representatives. If District is sued in any court for damages by reason of any of the acts of Karen Kambourian its agents, subcontractors, employees or other representatives referred to in this Agreement, Karen Kambourian shall defend said action (or cause same to be defended) as its own expense and shall pay any discharge and judgment that may be rendered in any such action. If Karen Kambourian fails or neglects to so defend said action, District may defend the same and any expenses, including reasonable Attorney fees, which District may pay or incur in defending said action and the amount of any judgment which District may be required to pay shall be promptly reimbursed by Karen Kambourian demand.

District shall save and hold Karen Kambourian harmless from and against and shall indemnify Karen Kambourian for any liability, loss, cost, expense or damage whatsoever caused by reason of any injury sustained by any person or to property by reason of any act, neglect, default or omission of District, or any of its agents, subcontractors, employees or other representatives. If Karen Kambourian is sued in any court for damages by reason of any of the acts of the District, its agents, subcontractors, employees or other representatives referred to in this Agreement, District shall defend said action (or cause same to be defended) as its own expense and shall pay any discharge and judgment that may be rendered in any such action. If District fails or neglects to so defend said action, Karen Kambourian may defend the same and any expenses, including reasonable attorney's fees, which Karen Kambourian may pay or incur in defending said action and the amount of any judgment which Karen Kambourian may be required to pay shall be promptly reimbursed by District upon demand.

ARBITRATION

Any controversy or claim arising out of or relating to this Agreement, or the performance or breach thereof, shall be settled by means of binding arbitration in accordance with the rules of the American Arbitration Association, at Los Angeles, California.

If either party to this Agreement institutes any legal action or proceeding against the other party to the Agreement arising out of the Agreement, the prevailing party shall be entitled to recover its reasonable attorney's fees and costs from the non-prevailing party.

ACKNOWLEDGED AND AGREED TO

District:

Burbank Unified School District
District/Company Name

Jennifer Nicholson
Print Representative Name

Director, Special Education
Title

Signature

Date

ACKNOWLEDGED AND AGREED TO

Consultant:

Karen Kambourian
Consultant/Company

Print Representative Name

Title

Signature

Date

Burbank Unified School District
Special Education Department

REPORT TO THE BOARD

TO:	Members of the Board of Education
FROM:	Jennifer Nicholson, Director of Special Education and Psychological Services
PREPARED BY:	Jennifer Nicholson, Director of Special Education and Psychological Services
SUBMITTED BY:	Sandra Shearer, Administrative Secretary II
DATE:	June 5, 2025
SUBJECT:	Approval of Agreement for Professional Services (Special Education)

Background:

The Board of Education is being asked to approve an agreement to hire a consultant to provide IEP training to staff and attend IEPs as an administrator.

Discussion/Issues:

The District is obligated to provide specialized academic instruction and assessments and to implement Individualized Education Plans (IEPs) for students who attend our schools. The District does not have current staff able to support the current caseload and is, therefore, contracting with Tracy M. Glen to remain in compliance with IEP and Ed Code regulations.

Fiscal Impact:

Not to exceed $60,000

Recommendation:

Jennifer Nicholson, Director of Special Education and Psychological Services, recommends that the Board of Education approve an agreement between Burbank Unified School District and Tracy M. Glen to provide IEP training and staff support, not to exceed $60,000 (01.0-65000.0-57601-11804-5810-7440000), effective July 1, 2025 through June 30, 2026 and that authority to sign the agreement be exercised pursuant to BUSD-AR 3314, as presented.

Burbank Unified School District
1900 West Olive Avenue, Burbank, 91506
Tel: (818) 729-4473
Fax: (818) 729-4573
www.burbankusd.org

CONSULTANT AGREEMENT

TERM OF AGREEMENT

This Agreement, made and entered into this 20th day of May 2025 by and between the **Burbank Unified School District**, hereinafter referred to as "District", and Tracy Marie Glen hereinafter referred to as "Consultant."

Payee's Name: Tracy Marie Glen Daytime Phone Number: 661-803-0228

Mailing Address: 180 S. Orange Grove Blvd., #242 Pasadena, CA 91105

Email Address: tracy@tracyglen.com

Sponsoring Administrator: Peter Knapik Assistant Superintendent Special Education
Print Name Title Signature Location

Board Approval: 06/05/2025 Account Code: 01.0-65000.0-57602-11900-5850-7440000

The District is authorized pursuant to Education Code section 35160 and Government Code Section 53060 to contract for the services of consultants.

WHEREAS, the Consultant is especially trained, experienced and competent to provide such services;

WHEREAS, in consideration of the mutual promises of the parties, hereto, the District hereby retains the Consultant upon the terms and conditions hereinafter set forth, and the Consultant hereby accepts said retention and agrees to perform the services hereinafter mentioned, upon said terms and conditions;

The parties mutually agree as follows:

1. The Consultant agrees to perform the following services for the District, for a total not to exceed $60,000 **Amount to include speaking fee, mileage and any additional fees.
2. The term of the Agreement shall be the period commencing on: 07/01/2025 and terminating on: 06/30/2026.
3. Payment Terms: Net 60 Days
4. District desires to enter into an Agreement in which Tracy Marie Glen will provide IEP training to staff and attend IEPs as an administrator.
5. The Consultant shall provide a clear and concise invoice noting the time spent in providing the services and preparing the products required by this Agreement. Consultant will be paid at the conclusion of this contract unless otherwise stated in the payment terms above.
6. It is expressly understood and agreed to by both parties hereto that the Consultant, while engaged in carrying out and complying with any of the terms and conditions of this contract, is an independent contractor and is not an officer, agent or employee of the aforesaid District.
7. Consultant agrees to defend, indemnify, save, and hold harmless the District, its governing body, the individual members thereof, and all officers, agents and employees of the District from all loss, cost, and expense arising out of any liability or claim of liability for injury, damage, or loss sustained or claimed to have been sustained arising out of, or occurring as a result of Consultant's performance or failure to perform services under this Agreement.

8. This agreement may be terminated at any time based upon the mutual agreement of the parties hereto. This agreement may also be terminated immediately by the District should the Consultant breach this agreement or fail to perform the required services in a satisfactory manner.

9. Consultant agrees to pay all Federal, State and Local taxes, and fees that are owed as a result of payments made to Consultant pursuant to this agreement. Consultant agrees to indemnify and hold harmless the District from any and all costs, loss, or liability whatsoever arising from or caused by any challenge to the payments made to Consultant pursuant to this agreement, including but not limited to any liabilities or penalties assessed or levied by any and all local, state, or federal taxing authorities against the District.

10. Consultant agrees to provide the following to District:
    - Proof of COVID 19 vaccination
    - Sign and return Districts COVID-19 addendum

11. District and Consultant will communicate and send in writing all information received by the District regarding any work-related injury to Personnel within twenty-four hours of the injury.

12. Communicate within twenty-four hours to Tracy Marie Glen the details of any incident, which may result in a complaint against any Personnel regarding professional services given by the Personnel.

13. The District agrees to indemnify, defend and hold harmless Tracy Marie Glen from any and all negligence and all liabilities, claims, losses, costs, damages and expenses resulting or arising from or connected with the services rendered by the District, its agents, independent contractors, employees or servants pursuant to this contract.

14. This Agreement shall constitute the entire Agreement between the parties and any prior understanding or representation of any kind preceding the date of this Agreement shall not be binding upon either party except to the extent incorporated in this Agreement.

15. It is mutually agreed that both parties shall not discriminate against any individual in the performance of their obligations under this Agreement, on the basis of race, color, religion, national origin, sex, age or disability. Both parties further certify compliance with the applicable provisions of the Civil Rights Act of 1964, the Rehabilitation Act of 1973, and the Americans with Disabilities Act and State anti-discrimination laws.

INDEMNIFICATION

Tracy Marie Glen shall save and hold the District harmless from and against and shall indemnify District for any liability, loss, cost, expense or damage whatsoever caused by reason of any injury sustained by any person or to property by reason of any act, neglect, default or omission of Tracy Marie Glen or any of its agents, subcontractors, employees or other representatives. If District is sued in any court for damages by reason of any of the acts of Tracy Marie Glen, its agents, subcontractors, employees or other representatives referred to in this Agreement, Tracy Marie Glen shall defend said action (or cause same to be defended) as its own expense and shall pay any discharge and judgment that may be rendered in any such action. If Tracy Marie Glen fails or neglects to so defend said action, District may defend the same and any expenses, including reasonable Attorney fees, which District may pay or incur in defending said action and the amount of any judgment which District may be required to pay shall be promptly reimbursed by Tracy Marie Glen demand.

District shall save and hold Tracy Marie Glen, harmless from and against and shall indemnify Tracy Marie Glen for any liability, loss, cost, expense or damage whatsoever caused by reason of any injury sustained by any person or to property by reason of any act, neglect, default or omission of District, or any of its agents, subcontractors, employees or other representatives. If Tracy Marie Glen is sued in any court for damages by reason of any of the acts of the District, its agents, subcontractors, employees or other representatives referred to in this Agreement, District shall defend said action (or cause same to be defended) as its own expense and shall pay any discharge and judgment that may be rendered in any such action. If District fails or neglects to so defend said action, Tracy Marie Glen may defend the same and any expenses, including reasonable attorney's fees, which Tracy Marie Glen may pay or incur in defending said action and the amount of any judgment which Tracy Marie Glen may be required to pay shall be promptly reimbursed by District upon demand.

ARBITRATION

Any controversy or claim arising out of or relating to this Agreement, or the performance or breach thereof, shall be settled by means of binding arbitration in accordance with the rules of the American Arbitration Association, at Los Angeles, California.

If either party to this Agreement institutes any legal action or proceeding against the other party to the Agreement arising out of the Agreement, the prevailing party shall be entitled to recover its reasonable attorney's fees and costs from the non-prevailing party.

ACKNOWLEDGED AND AGREED TO

District:

Burbank Unified School District
District/Company Name

Jennifer Nicholson
Print Representative Name

Director, Special Education
Title

Signature

Date

ACKNOWLEDGED AND AGREED TO

Consultant:

Tracy Marie Glen
Consultant/Company

Print Representative Name

Title

Signature

Date

Burbank Unified School District
Special Education Department

REPORT TO THE BOARD

TO:	Members of the Board of Education
FROM:	Jennifer Nicholson, Director of Special Education and Psychological Services
PREPARED BY:	Jennifer Nicholson, Director of Special Education and Psychological Services
SUBMITTED BY:	Sandra Shearer, Administrative Secretary II
DATE:	June 5, 2025
SUBJECT:	Approval of Master Contract Renewal for Nonpublic, Nonsectarian Schools and Agencies

---

Background:

The Special Education Department requests the following master blanket purchase order be approved by the Board of Education to cover the Nonpublic Schools (NPS) and Nonpublic Agencies (NPA) listed below.

Discussion/Issues:

The attachment is a list of SELPA approved Master Contracts for special education services to be provided by Nonpublic Schools (NPS's) and Nonpublic Agencies (NPA's).

In order to expedite payments to Nonpublic Schools (NPS)/Nonpublic Agencies (NPA), it was decided that it would be more efficient to create a blanket purchase order to cover expenses for a one-year period rather than bringing individual requests to every Board meeting for specific schools and students.

The implementation of this procedure will not diminish the District's internal accounting controls. Each invoice will undergo the same audit procedure which verifies attendance and billing rates, and require the same documentation in order to issue payment to the NPS/NPA. The required documentation includes a master contract with the NPS/NPA, an ISA approving detailed services to each student, and an audited and authorized invoice.

The District has agreements for special education services to be provided by the attached list of Nonpublic Schools (NPS)/Nonpublic Agencies (NPA) for the months of July 2025 through June 2026.

Fiscal Impact:

Estimated costs for the attached list of NPS/NPA for July 2025 through June 2026: $10,000,000.00

Recommendation:

Jennifer Nicholson, Director of Special Education and Psychological Services, recommends that the Board of Education approve the Master Contracts and service agreements for special education students, to be provided by the indicated nonpublic, nonsectarian schools and agencies (01.0-65000.0-57601-11800-5810-7440000, 01.0-65460.0-57601-11800-5810-7440000, 01.0-65000.0-57601-11804-5810-7440000, 01.0-33270.0-57601-11800-5810-7440000), effective July 1, 2025 through June 30, 2026, and that authority to sign the contracts be exercised pursuant to BUSD-AR 3314, as presented.

Name	MC #
Academy for the Advancement of Children with Autism	PS002
Autism Spectrum Therapies	PS003
Valley High School & Learning Center DBA Dubnoff School	PS004
Villa Esperanza Services	PS007
HELP Group	PS013
Institute for the Redesign of Learning DBA Almansor Center/Westmoreland Academy	PS021
Hillside School and Learning Center	PS029
Hathaway-Sycamores	PS030
Oak Grove Center - Jack Weaver School	PS036
Glendale Adventist Medical Center/Pediatric Therapy Center	PS053
Center for Developing Kids	PS060
Heritage Schools, Inc.	PS070
Hillsides Education Center	PS088
Lehrhoff and Associates, Inc.	PS100
Speech, Language and Education Associates	PS104
Institute for Applied Behavior Analysis	PS111
Verdugo Hills Autism Project	PS112
Holding Hands Pediatric Therapy & Diagnostics	PS120
Lovaas Institute for Early Intervention	PS165
Staff Assistance, Inc.	PS195
The Speech Pathology Group, Inc. dba Child Counseling & Behavior Therapy Clinic	PS199
Pioneer Healthcare Services	PS200
Center for Vision Development Optometry, Inc.	PS201
Marianne Frostig Center of Educational Therapy (Frostig School)	PS202
Northpoint School - Child & Family Guidance Center	PS203
Speech and Language Development Center	PS204
Center for Autism and Related Disorders - Woodland	PS206
Copper Hills Youth Center	PS208
Behavioral Education for Children with Autism, LLC	PS209
Elliott Institute	PS210
Autism Behavior Intervention, Inc.	PS211
Pristine Rehab Care	PS212
Sunbelt Staffing, LLC	PS213
Center for Autism Spectrum Treatment, Inc.	PS215
Professional Tutors of America, Inc.	PS216
Invo HealthCare Associates, LLC	PS217
STAR of CA, Inc. dba Community Autism Services of California	PS218
Devereux Cleo Wallace	PS219
Soliant Health	PS220
360 Degree Customer Inc.	PS221
New Mediscan II, LLC dba Cross Country Education	PS222
Rosemary Johnson & Associates Clinic, Inc.	PS223
Point Quest Pediatric Therapies, LLC	PS224
Haynes Family of Programs - S.T.A.R. Academy	PS226
Heartspring School	PS227
Logan River Academy, LLC	PS228

Behavior and Education, Inc.	PS229
Amergis Healthcare Staffing Inc. - Los Angeles	PS230
Bayes Achievement Center, Inc.	PS232
The Stepping Stones Group LLC	PS233
Therapy in Action	PS234
Total Education Solutions	PS236
Working With Autism, Inc.	PS237
~~3 Chords, Inc. dba: Therapy Travelers~~	~~PS238~~
McRory Pediatric Services, Inc.	PS239
~~Ro Health Services~~	PS240
Provo Canyon School, Inc.	PS241
EdTheory	PS242
Speechcom, Inc.	PS243
~~Protocol Agency~~	~~PS244~~
Maya Borna Inc., dba Therapy Lounge Center	PS246
~~B.I.G. Solutions,LLC~~	~~PS247~~
Therapy Staff, LLC	PS249
Devereux Advanced Behavioral Health Georgia	PS250
~~Educational Based Services (EBS Healthcare)~~	~~PS251~~
Communications Solutions	PS253
The Speech Pathology Group, Inc. dba SPG Therapy & Education-Walnut Creek	PS254
Lakemary School	PS255
California Pyschcare, Inc.	PS256
Inclusive Education & Community Partnership	PS257
Devereux Texas Treatment Network	PS259
Genesis Group	PS260
In Touch Behavioral Group	PS261
Solstice RTC / Fernwood Academy	PS262
Positive Development of California	PS263
New Directions Solutions, LLC (ProCare)	PS264
AMN Allied Services, LLC	PS265
LA Speech Pathology Services, Inc.	PS266
ICAN-B	PS267
Sunny Kids Therapy, Inc.	PS268
Quest Therapy Group	PS269
Nurturing Nests Therapy Center	PS270
Learning and Behavioral Center, LLC	PS271
Discovery Ranch	PS272
Casa Pacifica	PS273
CALO	PS274
STAR of CA	PS275
Echo Horizon	PS276
Partners in Special Education	PS277
Maxim Healthcare Services Inc. Homecare	PS278
Atlas Behavior Services	PS279
Window LLC	PS280
Telos Academy Center Compus	PS281
Cornerstone Educatinal Solutions	PS282
Forward Behavior & Play	PS283
Comprehensive Therapy Associates	PS284

Covelo Group	PS285
Aequor Healthcare SErvices	PS286
Ascend Rehab Services	PS287
Behavioral Intervention Specialists of LA, LLC (dba Tilly Therapy)	PS288
Tiny Hands Therapy	PS289
~~Promise ABA LLC~~	~~PS290~~
Speech Improvement Center	PS291
VocoVision LLC aka Blazerworks	PS292
Aya Healthcare, Inc.	PS293
WayPoint Academy	PS294
RCM Health Care Services	PS295
Zen Educate	PS296
Hear Now dba Abramson Audiology	PS297
Behavioral Emotional & Academic Mentoring (BEAM), LLC	PS298
Accountable Healthcare Staffing (AHC)	PS299
Carestaff	PS300
Birch Agency	PS301
Club Xcite	PS302
Inclusive Learning Partners	PS303

Burbank Unified School District
Special Education Department

REPORT TO THE BOARD

TO:	Members of the Board of Education
FROM:	Jennifer Nicholson, Director of Special Education and Psychological Services
PREPARED BY:	Jennifer Nicholson, Director of Special Education and Psychological Services
SUBMITTED BY:	Sandra Shearer, Administrative Secretary II
DATE:	June 5, 2025
SUBJECT:	Ratification of Agreement for Professional Services (Special Education)

Background:

The Board of Education is being asked to ratify an agreement for professional services to hire an outside agency, Inclusive Learning Partners LLC, to provide behavior intervention support to Special Education Students.

Discussion/Issues:

The District is obligated to provide support for students with Individualized Education Plans (IEP's) who attend our schools. The District does not have current staff available to support caseload overage and is, therefore, contracting with a consultant to remain in compliance with IEP and Ed Code regulations.

Fiscal Impact:

Not to exceed $7,000.

Recommendation:

Jennifer Nicholson, Director of Special Education and Psychological Services, recommends that the Board of Education ratify an agreement between Burbank Unified School District and Inclusive Learning Partners LLC, to provide behavior intervention support, not to exceed $7,000 (01.0-65000.0-57602-11901-5850-7440000), effective June 2. 2025 through August 30, 2025, and that authority to sign the agreement be exercised pursuant to BUSD-AR 3314, as presented.

Burbank Unified School District
1900 West Olive Avenue, Burbank, 91506
Tel: (818) 729-4473
Fax: (818) 729-4573
www.burbankusd.org

RATIFIED CONSULTANT AGREEMENT

TERM OF AGREEMENT

This Agreement, made and entered into this 16th day of May 2025 by and between the **Burbank Unified School District**, hereinafter referred to as "District", and Inclusive Learning Partners LLC hereinafter referred to as "Consultant."

Payee's Name: Inclusive Learning Partners LLC Daytime Phone Number: 657-733-4318

Mailing Address: 28241 Crown Valley Pkwy #F296 Laguna Beach, CA 92677

Email Address: caras@ilpteam.com

Sponsoring Administrator: Peter Knapik (Print Name) Assistant Superintendent (Title) _____ (Signature) Special Education (Location)

Board Approval: 06/05/2025 Account Code: 01.0-65000.0-57602-11900-5850-7440000

The District is authorized pursuant to Education Code section 35160 and Government Code Section 53060 to contract for the services of consultants.

WHEREAS, the Consultant is especially trained, experienced and competent to provide such services;

WHEREAS, in consideration of the mutual promises of the parties, hereto, the District hereby retains the Consultant upon the terms and conditions hereinafter set forth, and the Consultant hereby accepts said retention and agrees to perform the services hereinafter mentioned, upon said terms and conditions;

The parties mutually agree as follows:

1. The Consultant agrees to perform the following services for the District, for a total not to exceed **$7,000**
2. The term of the Agreement shall be the period commencing on: 06/02/2025 and terminating on: 08/30/2025
3. Payment Terms: Net 45 Days
4. District desires to enter into an Agreement in which Inclusive Learning Partners LLC will provide behavior interventionists, paraeducators and other needed support staff as needed.
5. The Consultant shall provide a clear and concise invoice noting the time spent in providing the services and preparing the products required by this Agreement. Consultant will be paid at the conclusion of this contract unless otherwise stated in the payment terms above.
6. It is expressly understood and agreed to by both parties hereto that the Consultant, while engaged in carrying out and complying with any of the terms and conditions of this contract, is an independent contractor and is not an officer, agent or employee of the aforesaid District.
7. Consultant agrees to defend, indemnify, save, and hold harmless the District, its governing body, the individual members thereof, and all officers, agents and employees of the District from all loss, cost, and expense arising out of any liability or claim of liability for injury, damage, or loss sustained or claimed to have been sustained arising out of, or occurring as a result of Consultant's performance or failure to perform services under this Agreement.

8. This agreement may be terminated at any time based upon the mutual agreement of the parties hereto. This agreement may also be terminated immediately by the District should the Consultant breach this agreement or fail to perform the required services in a satisfactory manner.

9. Consultant agrees to pay all Federal, State and Local taxes, and fees that are owed as a result of payments made to Consultant pursuant to this agreement. Consultant agrees to indemnify and hold harmless the District from any and all costs, loss, or liability whatsoever arising from or caused by any challenge to the payments made to Consultant pursuant to this agreement, including but not limited to any liabilities or penalties assessed or levied by any and all local, state, or federal taxing authorities against the District.

10. Consultant agrees to ensure that they do not exceed the applicable earnings limitation under CALPERS or STRS and agrees to be solely responsible for any actions taken by CALPERS or STRS as a result of exceeding the applicable earnings limitation.

11. District and Consultant will communicate and send in writing all information received by the District regarding any work-related injury to Personnel within twenty-four hours of the injury.

12. Communicate within twenty-four hours to Inclusive Learning Partners LLC the details of any incident, which may result in a complaint against any Personnel regarding professional services given by the Personnel.

13. The District agrees to indemnify, defend and hold harmless Inclusive Learning Partners LLC from any and all negligence and all liabilities, claims, losses, costs, damages and expenses resulting or arising from or connected with the services rendered by the District, its agents, independent contractors, employees or servants pursuant to this contract.

14. This Agreement shall constitute the entire Agreement between the parties and any prior understanding or representation of any kind preceding the date of this Agreement shall not be binding upon either party except to the extent incorporated in this Agreement.

15. It is mutually agreed that both parties shall not discriminate against any individual in the performance of their obligations under this Agreement, on the basis of race, color, religion, national origin, sex, age or disability. Both parties further certify compliance with the applicable provisions of the Civil Rights Act of 1964, the Rehabilitation Act of 1973, and the Americans with Disabilities Act and State anti-discrimination laws.

INDEMNIFICATION

Inclusive Learning Partners LLC shall save and hold the District harmless from and against and shall indemnify District for any liability, loss, cost, expense or damage whatsoever caused by reason of any injury sustained by any person or to property by reason of any act, neglect, default or omission of Inclusive Learning Partners LLC or any of its agents, subcontractors, employees or other representatives. If District is sued in any court for damages by reason of any of the acts of Inclusive Learning Partners LLC, its agents, subcontractors, employees or other representatives referred to in this Agreement, Inclusive Learning Partners LLC shall defend said action (or cause same to be defended) as its own expense and shall pay any discharge and judgment that may be rendered in any such action. If Inclusive Learning Partners LLC fails or neglects to so defend said action, District may defend the same and any expenses, including reasonable Attorney fees, which District may pay or incur in defending said action and the amount of any judgment which District may be required to pay shall be promptly reimbursed by Inclusive Learning Partners LLC demand.

District shall save and hold Inclusive Learning Partners LLC, harmless from and against and shall indemnify Inclusive Learning Partners LLC for any liability, loss, cost, expense or damage whatsoever caused by reason of any injury sustained by any person or to property by reason of any act, neglect, default or omission of District, or any of its agents, subcontractors, employees or other representatives. If Inclusive Learning Partners LLC is sued in any court for damages by reason of any of the acts of the District, its agents, subcontractors, employees or other representatives referred to in this Agreement, District shall defend said action (or cause same to be defended) as its own expense and shall pay any discharge and judgment that may be rendered in any such action. If District fails or neglects to so defend said action, Inclusive Learning Partners LLC may defend the same and any expenses, including reasonable attorney's fees, which Inclusive Learning Partners LLC may pay or incur in defending said action and the amount of any judgment which Inclusive Learning Partners LLC may be required to pay shall be promptly reimbursed by District upon demand.

ARBITRATION

Any controversy or claim arising out of or relating to this Agreement, or the performance or breach thereof, shall be settled by means of binding arbitration in accordance with the rules of the American Arbitration Association, at Los Angeles, California.

If either party to this Agreement institutes any legal action or proceeding against the other party to the Agreement arising out of the Agreement, the prevailing party shall be entitled to recover its reasonable attorney's fees and costs from the non-prevailing party.

ACKNOWLEDGED AND AGREED TO

District:

Burbank Unified School District
District/Company Name

[redacted]

Jennifer Nicholson
Print Representative Name

[redacted]

Director, Special Education
Title

[redacted]

Signature

[redacted]

Date

ACKNOWLEDGED AND AGREED TO

Consultant:

Inclusive Learning Partners LLC
Consultant/Company

[redacted]

Sara Palmer
Print Representative Name

[redacted]

Title Co-Founder

[redacted]

Signature

[redacted]

Date 5/19/2025

Burbank Unified School District
Special Education Department

REPORT TO THE BOARD

TO:	Members of the Board of Education
FROM:	Jennifer Nicholson, Director of Special Education and Psychological Services
PREPARED BY:	Jennifer Nicholson, Director of Special Education and Psychological Services
SUBMITTED BY:	Sandra Shearer, Administrative Secretary II
DATE:	June 5, 2025
SUBJECT:	Approval of Agreement for Professional Services (Special Education)

Background:

The Board of Education is being asked to approve the agreement for professional services to provide interpreters and translators for deaf and hard of hearing students, pursuant to California Education Code (Sections 17604 and 35163), as presented in the Confidential Exhibit.

Discussion/Issues:

The District is currently obligated to provide services for students who are Burbank residents. If the District does not have qualified staff to perform specific services, it is obligated to contract outside the District for such services. This agency is used as a back-up, emergency service when District employees are unable to provide the services required.

Fiscal Impact:

Not to exceed $200,000.

Recommendation:

Jennifer Nicholson, Director of Special Education and Psychological Services, recommends that the Board of Education approve an agreement between the Burbank Unified School District and Sign Up Interpreting Services, LLC, to provide interpreting and translation for Burbank students, not to exceed $200,000 (01.0-65000.0-57602-11901-5850-7440000), effective July 1, 2025 through June 30, 2026, and that authority to sign the agreement be exercised pursuant to BUSD-AR 3314, as presented.

Burbank Unified School District
1900 West Olive Avenue, Burbank, 91506
Tel: (818) 729-4473
Fax: (818) 729-4573
www.burbankusd.org

CONSULTANT AGREEMENT

TERM OF AGREEMENT

This Agreement, made and entered into this 15th day of May 2025 by and between the **Burbank Unified School District**, hereinafter referred to as "District", and Sign Up Interpreting Services, LLC hereinafter referred to as "Consultant."

Payee's Name: Sign Up Interpreting Services, LLC Daytime Phone Number: 657-464-4192

Mailing Address: PO Box 941 Sunset Beach, CA 90742 Email Address: signup@gmail.com

Sponsoring Administrator: Peter Knapik Assistant Superintendent Special Education
Print Name Title Signature Location

Board Approval: 06/05/2025 Account Code: 01.0-65000.0-57602-11901-5850-7440000

The District is authorized pursuant to Education Code section 35160 and Government Code Section 53060 to contract for the services of consultants.

WHEREAS, the Consultant is especially trained, experienced and competent to provide such services;

WHEREAS, in consideration of the mutual promises of the parties, hereto, the District hereby retains the Consultant upon the terms and conditions hereinafter set forth, and the Consultant hereby accepts said retention and agrees to perform the services hereinafter mentioned, upon said terms and conditions;

The parties mutually agree as follows:

1. The Consultant agrees to perform the following services for the District for a total not to exceed **$200,000.00**.
2. The term of the Agreement shall be the period commencing on: 07/01/2025 and terminating on: 06/30/2026
3. Payment Terms: Net 45 Days
4. District desires to enter into an Agreement in which Sign Up Interpreting Services, LLC will provide interpreting services to students under the deaf and hard of hearing (DHH) program.
5. The Consultant shall provide a clear and concise invoice noting the time spent in providing the services and preparing the products required by this Agreement. Consultant will be paid at the conclusion of this contract unless otherwise stated in the payment terms above.
6. It is expressly understood and agreed to by both parties hereto that the Consultant, while engaged in carrying out and complying with any of the terms and conditions of this contract, is an independent contractor and is not an officer, agent or employee of the aforesaid District.
7. Consultant agrees to defend, indemnify, save, and hold harmless the District, its governing body, the individual members thereof, and all officers, agents and employees of the District from all loss, cost, and expense arising out of any liability or claim of liability for injury, damage, or loss sustained or claimed to have been sustained arising out of, or occurring as a result of Consultant's performance or failure to perform services under this Agreement.

8. This agreement may be terminated at any time based upon the mutual agreement of the parties hereto. This agreement may also be terminated immediately by the District should the Consultant breach this agreement or fail to perform the required services in a satisfactory manner.

9. Consultant agrees to pay all Federal, State and Local taxes, and fees that are owed as a result of payments made to Consultant pursuant to this agreement. Consultant agrees to indemnify and hold harmless the District from any and all costs, loss, or liability whatsoever arising from or caused by any challenge to the payments made to Consultant pursuant to this agreement, including but not limited to any liabilities or penalties assessed or levied by any and all local, state, or federal taxing authorities against the District.

10. Consultant agrees to ensure that they do not exceed the applicable earnings limitation under CALPERS or STRS and agrees to be solely responsible for any actions taken by CALPERS or STRS as a result of exceeding the applicable earnings limitation.

11. District and Consultant will communicate and send in writing all information received by the District regarding any work-related injury to Personnel within twenty-four hours of the injury.

12. Communicate within twenty-four hours to Sign Up Interpreting Services, LLC the details of any incident, which may result in a complaint against any Personnel regarding professional services given by the Personnel.

13. The District agrees to indemnify, defend and hold harmless Sign Up Interpreting Services, LLC from any and all negligence and all liabilities, claims, losses, costs, damages and expenses resulting or arising from or connected with the services rendered by the District, its agents, independent contractors, employees or servants pursuant to this contract.

14. This Agreement shall constitute the entire Agreement between the parties and any prior understanding or representation of any kind preceding the date of this Agreement shall not be binding upon either party except to the extent incorporated in this Agreement.

15. It is mutually agreed that both parties shall not discriminate against any individual in the performance of their obligations under this Agreement, on the basis of race, color, religion, national origin, sex, age or disability. Both parties further certify compliance with the applicable provisions of the Civil Rights Act of 1964, the Rehabilitation Act of 1973, and the Americans with Disabilities Act and State anti-discrimination laws.

INDEMNIFICATION

Sign Up Interpreting Services, LLC shall save and hold the District harmless from and against and shall indemnify District for any liability, loss, cost, expense or damage whatsoever caused by reason of any injury sustained by any person or to property by reason of any act, neglect, default or omission of Sign Up Interpreting Services, LLC or any of its agents, subcontractors, employees or other representatives. If District is sued in any court for damages by reason of any of the acts of Sign Up Interpreting Services, LLC, its agents, subcontractors, employees or other representatives referred to in this Agreement, Sign Up Interpreting Services, LLC shall defend said action (or cause same to be defended) as its own expense and shall pay any discharge and judgment that may be rendered in any such action. If Sign Up Interpreting Services, LLC fails or neglects to so defend said action, District may defend the same and any expenses, including reasonable Attorney fees, which District may pay or incur in defending said action and the amount of any judgment which District may be required to pay shall be promptly reimbursed by Sign Up Interpreting Services, LLC demand.

District shall save and hold Sign Up Interpreting Services, LLC, harmless from and against and shall indemnify Sign Up Interpreting Services, LLC for any liability, loss, cost, expense or damage whatsoever caused by reason of any injury sustained by any person or to property by reason of any act, neglect, default or omission of District, or any of its agents, subcontractors, employees or other representatives. If Sign Up Interpreting Services, LLC is sued in any court for damages by reason of any of the acts of the District, its agents, subcontractors, employees or other representatives referred to in this Agreement, District shall defend said action (or cause same to be defended) as its own expense and shall pay any discharge and judgment that may be rendered in any such action. If District fails or neglects to so defend said action, Sign Up Interpreting Services, LLC may defend the same and any expenses, including reasonable attorney's fees, which Sign Up Interpreting Services, LLC may pay or incur in defending said action and the amount of any judgment which Sign Up Interpreting Services, LLC may be required to pay shall be promptly reimbursed by District upon demand.

ARBITRATION

Any controversy or claim arising out of or relating to this Agreement, or the performance or breach thereof, shall be settled by means of binding arbitration in accordance with the rules of the American Arbitration Association, at Los Angeles, California.

If either party to this Agreement institutes any legal action or proceeding against the other party to the Agreement arising out of the Agreement, the prevailing party shall be entitled to recover its reasonable attorney's fees and costs from the non-prevailing party.

ACKNOWLEDGED AND AGREED TO

District:

Burbank Unified School District
District/Company Name

Jennifer Nicholson
Print Representative Name

Director, Special Education
Title

Signature

Date

ACKNOWLEDGED AND AGREED TO

Consultant:

Sign Up Interpreting Services, LLC
Consultant/Company

Print Representative Name

Title

Signature

Date

Burbank Unified School District
Special Education Department

REPORT TO THE BOARD

TO:	Members of the Board of Education
FROM:	Jennifer Nicholson, Director of Special Education and Psychological Services
PREPARED BY:	Jennifer Nicholson, Director of Special Education and Psychological Services
SUBMITTED BY:	Sandra Shearer, Administrative Secretary II
DATE:	June 5, 2025
SUBJECT:	Approval of Agreement for Professional Services (Special Education)

Background:

The Board of Education is being asked to approve an agreement to hire a school psychologist, as a contractor, because the District is unable to secure a full time, temporary or substitute to support special education students.

Discussion/Issues:

The District is obligated to provide specialized academic instruction and assessments and to implement Individualized Education Plans (IEPs) for students who attend our schools. The District does not have current staff able to support the current caseload and is, therefore, contracting with an agency to remain in compliance with IEP and Ed Code regulations.

Fiscal Impact:

Not to exceed $20,000.

Recommendation:

Jennifer Nicholson, Director of Special Education and Psychological Services, recommends that the Board of Education approve an agreement between Burbank Unified School District and Renee Miller, to provide support for individualized education plan mandated counseling services and assessment, not to exceed $20,000 (01.0-65000.0-57602-11900-5850-7440000), effective July 1, 2025 through May 22, 2026 and that authority to sign the agreement be exercised pursuant to BUSD-AR 3314, as presented.

Burbank Unified School District
1900 West Olive Avenue, Burbank, 91506
Tel: (818) 729-4473
Fax: (818) 729-4573
www.burbankusd.org

CONSULTANT AGREEMENT
SCHOOL PSYCHOLOGIST

TERM OF AGREEMENT

This Agreement, made and entered into this 12th day of May 2025 by and between the **Burbank Unified School District,** hereinafter referred to as "District", and Renee Miller hereinafter referred to as "Consultant."

Payee's Name: Renee Miller Daytime Phone Number: 818-631-2634

Mailing Address: 622 N Sparks Street Burbank, CA 91506

Email Address: ReneenMiller@yahoo.com

Sponsoring Administrator: Peter Knapik (Print Name) Assistant Superintendent (Title) _____ (Signature) Special Education (Location)

Board Approval: 06/05/2025 Account Code: 01.0-65000.0-57602-11900-5850-7440000

The District is authorized pursuant to Education Code section 35160 and Government Code Section 53060 to contract for the services of consultants.

WHEREAS, the Consultant is especially trained, experienced and competent to provide such services;

WHEREAS, in consideration of the mutual promises of the parties, hereto, the District hereby retains the Consultant upon the terms and conditions hereinafter set forth, and the Consultant hereby accepts said retention and agrees to perform the services hereinafter mentioned, upon said terms and conditions;

The parties mutually agree as follows:

1. The Consultant agrees to perform the following services for the District, at a rate of **$85 per hour** for a total not to exceed **$20,000**

2. The term of the Agreement shall be the period commencing on: 07/01/2025 and terminating on: 05/22/2026.

3. Payment Terms: Net 45 Days

4. District desires to enter into an Agreement in which Renee Miller, a school psychologist, will provide up to 40 hours per week, excluding holidays, to provide counseling and student assessments. District will give Renee Miller two (2) weeks notice should services be terminated.

5. The Consultant shall provide a clear and concise invoice noting the time spent in providing the services and preparing the products required by this Agreement. Consultant will be paid at the conclusion of this contract unless otherwise stated in the payment terms above.

6. It is expressly understood and agreed to by both parties hereto that the Consultant, while engaged in carrying out and complying with any of the terms and conditions of this contract, is an independent contractor and is not an officer, agent or employee of the aforesaid District.

7. Consultant agrees to defend, indemnify, save, and hold harmless the District, its governing body, the individual members thereof, and all officers, agents and employees of the District from all loss, cost, and expense arising out of any liability or claim of liability for injury, damage, or loss sustained or claimed to have been sustained arising out of, or occurring as a result of Consultant's performance or failure to perform services under this Agreement.

8. This agreement may be terminated at any time based upon the mutual agreement of the parties hereto. This agreement may also be terminated immediately by the District should the Consultant breach this agreement or fail to perform the required services in a satisfactory manner.

9. Consultant agrees to pay all Federal, State and Local taxes, and fees that are owed as a result of payments made to Consultant pursuant to this agreement. Consultant agrees to indemnify and hold harmless the District from any and all costs, loss, or liability whatsoever arising from or caused by any challenge to the payments made to Consultant pursuant to this agreement, including but not limited to any liabilities or penalties assessed or levied by any and all local, state, or federal taxing authorities against the District.

10. Consultant agrees to ensure that they do not exceed the applicable earnings limitation under CALPERS or STRS and agrees to be solely responsible for any actions taken by CALPERS or STRS as a result of exceeding the applicable earnings limitation.

11. District and Consultant will communicate and send in writing all information received by the District regarding any work-related injury to Personnel within twenty-four hours of the injury.

12. Communicate within twenty-four hours to Renee Miller the details of any incident, which may result in a complaint against any Personnel regarding professional services given by the Personnel.

13. The District agrees to indemnify, defend and hold harmless Renee Miller from any and all negligence and all liabilities, claims, losses, costs, damages and expenses resulting or arising from or connected with the services rendered by the District, its agents, independent contractors, employees or servants pursuant to this contract.

14. This Agreement shall constitute the entire Agreement between the parties and any prior understanding or representation of any kind preceding the date of this Agreement shall not be binding upon either party except to the extent incorporated in this Agreement.

15. It is mutually agreed that both parties shall not discriminate against any individual in the performance of their obligations under this Agreement, on the basis of race, color, religion, national origin, sex, age or disability. Both parties further certify compliance with the applicable provisions of the Civil Rights Act of 1964, the Rehabilitation Act of 1973, and the Americans with Disabilities Act and State anti-discrimination laws.

INDEMNIFICATION

Renee Miller shall save and hold the District harmless from and against and shall indemnify District for any liability, loss, cost, expense or damage whatsoever caused by reason of any injury sustained by any person or to property by reason of any act, neglect, default or omission of Renee Miller or any of its agents, subcontractors, employees or other representatives. If District is sued in any court for damages by reason of any of the acts of Renee Miller its agents, subcontractors, employees or other representatives referred to in this Agreement, Renee Miller shall defend said action (or cause same to be defended) as its own expense and shall pay any discharge and judgment that may be rendered in any such action. If Renee Miller fails or neglects to so defend said action, District may defend the same and any expenses, including reasonable Attorney fees, which District may pay or incur in defending said action and the amount of any judgment which District may be required to pay shall be promptly reimbursed by Renee Miller demand.

District shall save and hold Renee Miller harmless from and against and shall indemnify Renee Miller for any liability, loss, cost, expense or damage whatsoever caused by reason of any injury sustained by any person or to property by reason of any act, neglect, default or omission of District, or any of its agents, subcontractors, employees or other representatives. If Renee Miller is sued in any court for damages by reason of any of the acts of the District, its agents, subcontractors, employees or other representatives referred to in this Agreement, District shall defend said action (or cause same to be defended) as its own expense and shall pay any discharge and judgment that may be rendered in any such action. If District fails or neglects to so defend said action, Renee Miller may defend the same and any expenses, including reasonable attorney's fees, which Renee Miller may pay or incur in defending said action and the amount of any judgment which Renee Miller may be required to pay shall be promptly reimbursed by District upon demand.

ARBITRATION

Any controversy or claim arising out of or relating to this Agreement, or the performance or breach thereof, shall be settled by means of binding arbitration in accordance with the rules of the American Arbitration Association, at Los Angeles, California.

If either party to this Agreement institutes any legal action or proceeding against the other party to the Agreement arising out of the Agreement, the prevailing party shall be entitled to recover its reasonable attorney's fees and costs from the non-prevailing party.

ACKNOWLEDGED AND AGREED TO

District:

Burbank Unified School District
District/Company Name

[redacted]

Jennifer Nicholson
Print Representative Name

[redacted]

Director, Special Education
Title

[redacted]

Signature

[redacted]

Date

ACKNOWLEDGED AND AGREED TO

Consultant:

Renee Miller
Consultant/Company

[redacted]

Renee Miller
Print Representative Name

[redacted]

Title School Psychologist

[redacted]

Signature Renee Mill

[redacted]

Date 5/12/25

Burbank Unified School
District Special Education
Department

REPORT TO THE BOARD

TO:	Members of the Board of Education
FROM:	Jennifer Nicholson, Director of Special Education and Psychological Services
PREPARED BY:	Jennifer Nicholson, Director of Special Education and Psychological Services
SUBMITTED BY:	Sandra Shearer, Administrative Secretary II
DATE:	June 5, 2025
SUBJECT:	Amended Agreement for Professional Services (Special Education)

Background:

The Board of Education is being asked to amend an agreement for professional services to provide interpreting and translation services for special education students, pursuant to California Education Code (Sections 17604 and 35163), as presented in the Confidential Exhibit.

Discussion/Issues:

The District is currently obligated to provide services for students who are Burbank residents whose IEPs require such services. If the District does not have qualified staff to perform specific services, it is obligated to contract outside the District for such services.

Fiscal Impact:

Not to exceed $200,000.

Recommendation:

Jennifer Nicholson, Director of Special Education and Psychological Services, recommends that the Board of Education amend an agreement between the Burbank Unified School District and LRA Interpreters, Inc., to provide interpreting and translation services for Burbank special education students, not to exceed $200,000 (01.0-65000.0-57602-11901-5850-7440000), effective July 1, 2024 through June 30, 2025, and that authority to sign the agreement be exercised pursuant to BUSD-AR 3314, as presented.

Note: The original approval date was July 25, 2024 for a total not to exceed $150,000. Due to the increased need, this amendment adds an additional $50,000. The new not to exceed amount is $200,000.

Burbank Unified School District
1900 West Olive Avenue, Burbank, 91506
Tel: (818) 729-4473
Fax: (818) 729-4573
www.burbankusd.org

AMENDED CONSULTANT AGREEMENT

TERM OF AGREEMENT

This Agreement, made and entered into this 12th day of May 2025 by and between the **Burbank Unified School District**, hereinafter referred to as "District", and LRA Interpreters, Inc. hereinafter referred to as "Consultant."

Payee's Name: LRA Interpreters, Inc. Daytime Phone Number: 818-861-7844

Mailing Address: 1608 W. Magnolia Blvd., Burbank, CA 91506 Email Address: org@lrausa.com

Sponsoring Administrator: John Paramo Superintendent Special Education
Print Name Title Signature Location

Board Approval: ~~07/25/2024~~ 06/05/2025 Account Code: 01.0-65000.0-57602-11901-5850-7440000

The District is authorized pursuant to Education Code section 35160 and Government Code Section 53060 to contract for the services of consultants.

WHEREAS, the Consultant is especially trained, experienced and competent to provide such services;

WHEREAS, in consideration of the mutual promises of the parties, hereto, the District hereby retains the Consultant upon the terms and conditions hereinafter set forth, and the Consultant hereby accepts said retention and agrees to perform the services hereinafter mentioned, upon said terms and conditions;

The parties mutually agree as follows:

1. The Consultant agrees to perform the following services for the District, at a rate not to exceed ~~$150,000~~ $200,000 **Amount to include speaking fee, mileage and any additional fees.

2. The term of the Agreement shall be the period commencing on: 07/01/2024 and terminating on: 06/30/2025.

3. Payment Terms: Net 45 Days

4. District desires to enter into an Agreement in which LRA Interpreters, Inc. will provide interpreters/translators for special education students. Pursuant to LRA's 2024-2025 interpreting and translating fee schedule.

5. The Consultant shall provide a clear and concise invoice noting the time spent in providing the services and preparing the products required by this Agreement. Consultant will be paid at the conclusion of this contract unless otherwise stated in the payment terms above.

6. It is expressly understood and agreed to by both parties hereto that the Consultant, while engaged in carrying out and complying with any of the terms and conditions of this contract, is an independent contractor and is not an officer, agent or employee of the aforesaid District.

7. Consultant agrees to defend, indemnify, save, and hold harmless the District, its governing body, the individual members thereof, and all officers, agents and employees of the District from all loss, cost, and expense arising out of any liability or claim of liability for injury, damage, or loss sustained or claimed to have been sustained arising out of, or occurring as a result of Consultant's performance or failure to perform services under this Agreement.

8. This agreement may be terminated at any time based upon the mutual agreement of the parties hereto. This agreement may also be terminated immediately by the District should the Consultant breach this agreement or fail to perform the required services in a satisfactory manner.

9. Consultant agrees to pay all Federal, State and Local taxes, and fees that are owed as a result of payments made to Consultant pursuant to this agreement. Consultant agrees to indemnify and hold harmless the District from any and all costs, loss, or liability whatsoever arising from or caused by any challenge to the payments made to Consultant pursuant to this agreement, including but not limited to any liabilities or penalties assessed or levied by any and all local, state, or federal taxing authorities against the District.

10. Consultant agrees to ensure that they do not exceed the applicable earnings limitation under CALPERS or STRS and agrees to be solely responsible for any actions taken by CALPERS or STRS as a result of exceeding the applicable earnings limitation.

11. District and Consultant will communicate and send in writing all information received by the District regarding any work-related injury to Personnel within twenty-four hours of the injury.

12. Communicate within twenty-four hours to LRA Interpreters, Inc. the details of any incident, which may result in a complaint against any Personnel regarding professional services given by the Personnel.

13. The District agrees to indemnify, defend and hold harmless LRA Interpreters, Inc. from any and all negligence and all liabilities, claims, losses, costs, damages and expenses resulting or arising from or connected with the services rendered by the District, its agents, independent contractors, employees or servants pursuant to this contract.

14. This Agreement shall constitute the entire Agreement between the parties and any prior understanding or representation of any kind preceding the date of this Agreement shall not be binding upon either party except to the extent incorporated in this Agreement.

15. It is mutually agreed that both parties shall not discriminate against any individual in the performance of their obligations under this Agreement, on the basis of race, color, religion, national origin, sex, age or disability. Both parties further certify compliance with the applicable provisions of the Civil Rights Act of 1964, the Rehabilitation Act of 1973, and the Americans with Disabilities Act and State anti-discrimination laws.

INDEMNIFICATION

LRA Interpreters, Inc. shall save and hold the District harmless from and against and shall indemnify District for any liability, loss, cost, expense or damage whatsoever caused by reason of any injury sustained by any person or to property by reason of any act, neglect, default or omission of LRA Interpreters, Inc. or any of its agents, subcontractors, employees or other representatives. If District is sued in any court for damages by reason of any of the acts of LRA Interpreters, Inc., its agents, subcontractors, employees or other representatives referred to in this Agreement, LRA Interpreters, Inc. shall defend said action (or cause same to be defended) as its own expense and shall pay any discharge and judgment that may be rendered in any such action. If LRA Interpreters, Inc. fails or neglects to so defend said action, District may defend the same and any expenses, including reasonable Attorney fees, which District may pay or incur in defending said action and the amount of any judgment which District may be required to pay shall be promptly reimbursed by LRA Interpreters, Inc. demand.

District shall save and hold LRA Interpreters, Inc., harmless from and against and shall indemnify LRA Interpreters, Inc. for any liability, loss, cost, expense or damage whatsoever caused by reason of any injury sustained by any person or to property by reason of any act, neglect, default or omission of District, or any of its agents, subcontractors, employees or other representatives. If LRA Interpreters, Inc. is sued in any court for damages by reason of any of the acts of the District, its agents, subcontractors, employees or other representatives referred to in this Agreement, District shall defend said action (or cause same to be defended) as its own expense and shall pay any discharge and judgment that may be rendered in any such action. If District fails or neglects to so defend said action, LRA Interpreters, Inc. may defend the same and any expenses, including reasonable attorney's fees, which LRA Interpreters, Inc. may pay or incur in defending said action and the amount of any judgment which LRA Interpreters, Inc. may be required to pay shall be promptly reimbursed by District upon demand.

ARBITRATION

Any controversy or claim arising out of or relating to this Agreement, or the performance or breach thereof, shall be settled by means of binding arbitration in accordance with the rules of the American Arbitration Association, at Los Angeles, California.

If either party to this Agreement institutes any legal action or proceeding against the other party to the Agreement arising out of the Agreement, the prevailing party shall be entitled to recover its reasonable attorney's fees and costs from the non-prevailing party.

ACKNOWLEDGED AND AGREED TO

District:

Burbank Unified School District
District/Company Name

Jennifer Nicholson
Print Representative Name

Director, Special Education
Title

Signature

Date

ACKNOWLEDGED AND AGREED TO

Consultant:

LRA Interpreters, Inc.
Consultant/Company

Print Representative Name

Title

Signature

Date

BURBANK UNIFIED SCHOOL DISTRICT
Administrative Services

REPORT TO THE BOARD

TO:	Members of the Board of Education
FROM :	Andrew Cantwell, Assistant Superintendent, Administrative Services
PREPARED BY:	Dennis Maxwell, Director of Facilities
SUBMITTED BY:	Crystal Cozakos, Senior Administrative Assistant
DATE:	June 5, 2025
SUBJECT:	Ratification of Professional Services Agreement, Edgeworth Monitoring, LLC, Intrusion Alarm Monitoring Services, District-Wide (General Fund)

Background:
For the last decade, the District has contracted with Edgeworth Monitoring, LLC, formerly known as VAS Security Systems, to monitor 43 intrusion alarm panels throughout the District.

District-Wide Goals for 2022-2023:
4.1 Work with the Superintendent's Budget Advisory Committee to identify efficiencies, identify cost-saving opportunities, and develop a system or process to provide increased transparency about the District's financial ad budget information

4.3 Develop a long-term facilities maintenance plan to ensure our school facilities are and will be cared for appropriately.

Discussion/Issues:
The agreement will continue the implementation of a District-Wide intrusion alarm monitoring program. Billing will be submitted on an annual basis, with each panel charged at a rate of $13.95 per month. This agreement will be for a 5-year period and will be renewed on an annual basis to continue to monitor the intrusion alarms at each site.

Fiscal Impact:
$7,198.20 annually (General Fund)
$35,991 for 5-year period

Recommendation:
Andrew Cantwell, Assistant Superintendent, Administrative Services, recommends that the Board of Education ratify a professional services agreement between Burbank Unified School District and Edgeworth Monitoring, LLC for District-Wide Intrusion Alarm Monitoring Services, effective July 1, 2024 through June 30, 2029, not to exceed $7,198.20 annually (01.0-00100.0-00000-83000-5850-752-1000) General Fund, and that authority to sign the contract be exercised pursuant to BUSD-AR 3314, as presented.

BURBANK UNIFIED SCHOOL DISTRICT
INDEPENDENT CONSULTANT SERVICES AGREEMENT

This Independent Consultant Services Agreement is made and entered into by and between the Burbank Unified School District and Edgeworth Monitoring, LLC.

Consultant Services. Consultant agrees to provide the following services:

Scope of Services

1. In order to implement a District-Wide intrusion monitoring system, the following is proposed:

- Monitoring for ONE Year – 5 year term
- Monitoring for 43 Intrusion Alarm Panels = $13.95 each per month x 12 months= $7198.20
- Site of Systems Replaced:
    - Disney Library- Account # (Not monitored, needs phone line)
    - Disney Office- Account #114771 (Monitored)
    - Edison Main Office- Account #114271 (Monitored)
    - Edison Computer Lab- Account #114371 (Monitored)
    - Edison Library- Account #114171 (Monitored)
    - Emerson Office- Account #10126C (Monitored)
    - Emerson Library- Account #10106C (Monitored)
    - J. Muir M.S. Media Room- Account #10036C (Monitored)
    - Harte Office- Account #10086C (Monitored)
    - Harte Library- Account #10076C (Monitored)
    - Jefferson Office- Account #10096C (Monitored)
    - Jefferson Kitchen- Account #10116C (Monitored)
    - Jefferson Library- Account #10136C (Monitored)
    - BUSD ADMIN- Account #10456C (Monitored)
    - Mckinley Office- Account #112671 (Monitored)
    - Providencia Room 21- Account # (Not monitored, needs phone line)
    - Miller Office- Account #113871 (Monitored)
    - Miller Room 1- Account #113971 (Monitored)
    - Roosevelt Office- Account #114471 (Monitored)
    - Roosevelt Library- Account #114671
    - Stevenson Office- Account #10066C
    - Washington Office- Account #10046C
    - Washington Rm 30- Account #10056C
    - Mingay Adult School Rm F603- Account #10146C
    - Luther M. School Kitchen- Account # (Not monitored, needs phone line)
    - Luther M School Rm 407- Account # (Not monitored, needs phone line)
    - Luther M. School Rm 601- Account # (Not monitored, needs phone line)
    - Luther M. School Rm 701- Account # (Not monitored, needs phone line)
    - Luther M. School Office- Account #601571
    - CDS Room 1- Account #114071
    - Jordan M. School Office- Account #10166C
    - Jordan M. School Building 100- Account #10176C
    - Jordan M. School Building 200- Account #10186C
    - Jordan M. School Building 300- Account #10196C
    - Jordan M. School Building 400- Account #10226C
    - Jordan M. School Building 500- Account #10206C
    - Jordan M. School Building 600- Account #10216C
    - Jordan M. School Kitchen- Account #10236C
    - Jordan M. School Gym- Account # (Not monitored, needs phone line)

- Burbank H.S. Computer Room- Account #10286C
- Burbank H.S. Library Center- Account #10296C
- Burbank H.S. Main Office- Account #476571
- Burbank H.S. Automotive- Account # (Not monitored, needs phone line)
- John Burroughs H.S. Offices- Account #10246C
- John Burroughs H.S. Bldg. 2- Account #10256C
- John Burroughs H.S. Library- Account #10266C

- Monitored Facilities also Include:
  - CDS Off Campus Learning Center- Account #601071- Intrusion
  - Burbank Unified School District Facilities- Account #836971

2. Consultant Qualifications. Consultant represents that they have in effect all licenses, credentials, permits and has otherwise all legal qualifications to perform this Agreement. By executing this Agreement, Consultant certifies they are licensed by the State of California to perform the specified scope of work.

3. Term. This Agreement shall begin on July 1, 2024 and shall terminate upon completion of the scope of work, but no later than June 30, 2029. There shall be no extension of the term of the agreement without express written consent from all parties. Written notice by the District Superintendent or designee shall be sufficient to stop further performance of services by Consultant. In the event of early termination, Consultant shall be paid for satisfactory work performed to the date of termination. The District may then proceed with the work in any manner the District deems proper.

4. Payment. District agrees to pay Consultant a fee for services as follows:

$7,198.20 (Seven Thousand One Hundred Ninety-Eight Dollars and Twenty Cents)

District agrees to pay Consultant within thirty (30) days of receipt of any undisputed detailed invoice. For faster payment and processing, please forward invoices and electronic copies of all reports to Crystal Cozakos, (crystalcozakos@burbankusd.org) at:

Facilities Services
510 South Shelton Street
Burbank, CA 91506

5. California Residency. Consultants are residents of the State of California.

6. Indemnity. The Consultant shall defend, indemnify, and hold harmless the District and its agents, employees, Board of Trustees, members of the Board of Trustees, from and against claims, damages, losses, and expenses (including, but not limited to attorney's fees and costs including fees of consultants) arising out of or resulting from: performance of the contract (including, but not limited to) the Consultant's use of the site; the Consultant's completion of the duties under the contract; injury to or death of persons or damage to property or delay or damage to the District, its agents, employees, Board of Trustees, members of the Board of Trustees, for any act, omission, negligence, or willful misconduct of the Consultant or their respective agents, sub-consultants, employees, material or equipment suppliers, invitees, or licensees. Such obligation shall not be construed to negate, abridge, or reduce other rights or obligations of indemnity, which would otherwise exist as to a party, person, or entity described in this paragraph.

7. Insurance. Without limiting Consultant's indemnification, it is agreed that Consultant shall secure and maintain in force during the term of this Agreement a comprehensive general liability policy of $1,000,000 (One Million Dollars) and automobile policy using an occurrence policy form, with combined single limits of $1,000,000 (One Million Dollars) and Professional Liability of $1,000,000 (One Million Dollars) with no aggregate limit. The District shall be named as an additional insured on the policies by endorsements. The policy shall provide that it is primary such that insurance maintained by the District, if any, shall be

excess and not co-primary. A copy of the declarations page of Consultant's insurance policies shall be attached to this Agreement as proof of insurance.

8. Independent Consultant Status. While engaged in carrying out the terms and conditions of the Contract, the Consultant is an independent Consultant, and not an officer, employee, agent, partner, or joint venture of the District.

9. Worker's Compensation Insurance. Consultant agrees to provide all necessary workers' compensation insurance for Consultant's employees, if any, at Consultant's own cost and expense.

10. Taxes. Consultant agrees that Consultant has no entitlement to any future work from the District or to any employment or fringe benefits from the District. Payments to the Consultant pursuant to this Agreement will be reported to Federal and State taxing authorities as required. District will not withhold any money from compensation payable to Consultant. In particular, District will not withhold FICA (social security); state or federal unemployment insurance contributions, state or federal income tax or disability insurance. Consultant is independently responsible for the payment of all applicable taxes.

11. Assignment. The Consultant shall not assign or transfer by operation of law or otherwise any or all of its rights, burdens, duties or obligations without the prior written consent on the District.

12. Binding Effect. This Agreement shall inure to the benefit of and shall be binding upon the Consultant and the District and their respective successors and assigns.

13. Severability. If any provision of this Agreement shall be held invalid or unenforceable by a court of competent jurisdiction, such holding shall not invalidate or render unenforceable any other provision of this Agreement.

14. Amendments. The terms of the Agreement shall not be waived, altered, modified, supplemented or amended in any manner whatsoever except by written agreement signed by both parties.

15. Governing Law. This Agreement shall be governed by and construed in accordance with the laws of the State of California, excluding its choice of law rules. Any action or proceeding seeking any relief under or with respect to this Agreement shall be brought solely in the Superior Court of the State of California for the County of Los Angeles, subject to transfer of venue under applicable State law, provided that nothing in this Agreement shall constitute a waiver of immunity to suit by the District.

16. Written Notice. Written notice shall be deemed to have been duly served if delivered in person to the Consultant, or if delivered at or sent by registered or certified mail to the last business address known to the person who sends the notice.

District: Burbank Unified School District 1900 West Olive Avenue Burbank, CA 91506	Consultant: Edgeworth Monitoring, LLC 2360 Shasta Way Unit F Simi Valley, CA 93065
Andrew Cantwell Assistant Superintendent Admin. Services	Bob Kavanaugh Project Manager

17. Compliance with Law. Each and every provision of law and clause required by law to be inserted into this Agreement shall be deemed to be inserted herein and this Agreement shall be read and enforced as though it were included therein. Consultant shall comply with all applicable federal, state, and local laws, rules,

regulations and ordinances, including fingerprinting under Education Code section 45125.1, confidentiality of records, Education Code section 49406 and others. Consultant agrees that it shall comply with all legal requirements for the performance of duties under this agreement and that failure to do so shall constitute material breach. Consultant shall comply with all applicable SB854 requirements and Public Contract Code Section 00460 pursuant to Labor Code Sections 1725.5 and 1771.1 et. Seq.

18. Entire Agreement. This Agreement is intended by the Parties as the final expression of their agreement with respect to such terms as are included herein and as the complete and exclusive statement of its terms and may not be contradicted by evidence of any prior agreement or of a contemporaneous oral agreement, nor explained or supplemented by evidence of consistent additional terms.

19. Execution of Other Documents. The parties to this Agreement shall cooperate fully in the execution of any and all other documents and in the completion of any additional actions that may be necessary or appropriate to give full force and effect to the terms and intent of this Agreement.
B m

20. Execution in Counterparts. This Agreement may be executed in counterparts such that the signatures may appear on separate signature pages. A copy, facsimile, or an original, with all signatures appended together, shall be deemed a fully executed agreement.

21. 1771.1. (a) A contractor or subcontractor shall not be qualified to bid on, be listed in a bid proposal, subject to the requirements of Section 4104 of the Public Contract Code, or engage in the performance of any contract for public work, as defined in this chapter, unless currently registered and qualified to perform public work pursuant to Section 1725.5. It is not a violation of this section for an unregistered contractor to submit a bid that is authorized by Section 7029.1 of the Business and Professions Code or by Section 10164 or 20103.5 of the Public Contract Code, provided the contractor is registered to perform public work pursuant to Section 1725.5 at the time the contract is awarded.

By: _____
Name: Andrew Cantwell
Title: Assistant Superintendent Admin. Services
Date: 5/19/25

By: _____
Name: Bob Kavaaugh
Title: Project Manager
Date: April 22, 2025

BURBANK UNIFIED SCHOOL DISTRICT
Administrative Services

REPORT TO THE BOARD

TO:	Members of the Board of Education
FROM :	Andrew Cantwell, Assistant Superintendent, Administrative Services
PREPARED BY:	Dennis Maxwell, Director of Facilities
SUBMITTED BY:	Crystal Cozakos, Senior Administrative Assistant
DATE:	June 5, 2025
SUBJECT:	Approval of Award of Contract, Commercial Door of Los Angeles County Inc., Furnish and Install Two (2) New Roll-up Doors, Staff Parking Lot, Joaquin Miller Elementary School (Routine Restricted Maintenance)

Background:
The District is in the process of replacing the drive-through gate for the staff parking lot at Joaquin Miller Elementary School as it has not been functioning properly over the past few years.

District-Wide Goals for 2022-2023:
4.1 Work with the Superintendent's Budget Advisory Committee to identify efficiencies, identify cost-saving opportunities, and develop a system or process to provide increased transparency about the District's financial ad budget information

4.3 Develop a long-term facilities maintenance plan to ensure our school facilities are and will be cared for appropriately.

Discussion/Issues:
Due to motor issues with the current singular door that leads to the underground staff parking lot off of Cedar Ave., the District is in the process of installing two automatic rolling doors, one for entering and one for exiting. This will allow for less strain on the motor and curtain due to high cycle when entering and exiting.

Fiscal Impact:
$34,403.42 (Routine Restricted Maintenance)

Recommendation:
Andrew Cantwell, Assistant Superintendent, Administrative Services, recommends that the Board of Education approve the contract between Burbank Unified School District and Commercial Door of Los Angeles County Inc., for the Furnish and Install of Two (2) New Roll-up Doors in the Staff Parking Lot at Joaquin Miller Elementary School, effective June 6, 2025 through June 5, 2026, not to exceed $34,403.42 (01.0-81500-0-00000-81100-6250-752-3100) Routine Restricted Maintenance, and that authority to sign the contract be exercised pursuant to BUSD-AR 3314, as presented.

COMMERCIAL DOOR OF LOS ANGELES COUNTY INCORPORATED

State License # 995094

Commercial Door of Los Angeles County, Inc.
8020 Westman Avenue
Whittier, CA 90606
323-722-6400

Proposal & Contract No.:	CDCLA-01032
Date:	4/22/2025
Sales Rep	Louie

Name / Address

Burbank Unified School District
Attn: Accts Payable
1900 W. Olive Avenue
Burbank, CA 91506

Ship To

Joaquin Miller School
720 E. Providencia Avenue
Burbank, CA 91501

Description
REQUESTOR NAME: Sergio Rodriguez PHONE # ~~818-463-6001~~ 818 - 445-1721 EMAIL: ~~sergiorodriguez@~~burbankusd.org dennismaxwell @ burbankusd.org

Terms: Payment to be made as follows:

Due on receipt

This proposal is good for

NOTES:
*Prices are based on non-prevailing wage work performed Monday thru Friday 7:30 a.m. to 4:00 p.m., unless otherwise specified.
* Commercial Door Company Inc is fully insured however; special insurance requests are subject to an additional charge.

CDC agrees to furnish necessary labor, materials and tools to complete and contracted work professional standards. Permits and finish painting are not included unless specifically noted in this contract. Excludes any hidden damage due to concrete cutting. Delays in commencement or completion of work beyond our control will be billed at the applicable hourly rate. This contract constitutes the full agreement between CDC and the customer. Any changes or additions to this contract must be in writing and signed by both parties. Alterations or changes to work specified in the contact that involve extra costs for labor or materials will require written authorizations from the customer and will become additional charges to the contracted amount. In the event of litigation, the customer agrees to pay for all attorney's fees and court costs incurred by CDC to enforce the terms of this contract and its addendums.

Acceptance of Proposal: The above prices and specifications are satisfactory and hereby accepted. You are authorized as specified. Payment will be made as outlined above.

SEE Final Page

Date of Acceptance **PO Number** **X Signature**

COMMERCIAL DOOR OF LOS ANGELES COUNTY INCORPORATED

State License # 995094

Commercial Door of Los Angeles County, Inc.
8020 Westman Avenue
Whittier, CA 90606
323-722-6400

Proposal & Contract No.:	CDCLA-01032
Date:	4/22/2025
Sales Rep	Louie

Name / Address

Burbank Unified School District
Attn: Accts Payable
1900 W. Olive Avenue
Burbank, CA 91506

Ship To

Joaquin Miller School
720 E. Providencia Avenue
Burbank, CA 91501

Description
Furnish and Install (2) New Roll up doors. Includes The Following. ✓ * Heavy duty straight pattern aluminum curtain in mill finish * 4" Steel barrel with torsion spring assembly. * Extruded aluminum guides with wear strips * Extruded aluminum bottom rail with weather seal * 120v 1/2HP Motor operator with manual chain overide * Reversing photo eye sensor * Add Center Post * Remove old door and haul away * Lift equipment * Check door(s) for proper operation. Does not include any hidden condition's that may not of been evident on the first inspection.* Exclusions: Painting , Patching , Permits , Plans , Engineering. Please allow (approx) 3 to 4 weeks for delivery and scheduling. Work to be performed during regular business hours Mon - Fri 8:00 am to 4:30 pm. ** Pervailing Wage Rates for labor ✓ ** 1 Year Labor Warranty ✓ ** 2 Material Warranty. (Labor charge after year 1) ✓ Performance Bond ✓

Terms: Payment to be made as follows:

Due on receipt

This proposal is good for

NOTES:
*Prices are based on non-prevailing wage work performed Monday thru Friday 7:30 a.m. to 4:00 p.m., unless otherwise specified.
* Commercial Door Company Inc is fully insured however; special insurance requests are subject to an additional charge.

CDC agrees to furnish necessary labor, materials and tools to complete and contracted work professional standards. Permits and finish painting are not included unless specifically noted in this contract. Excludes any hidden damage due to concrete cutting. Delays in commencement or completion of work beyond our control will be billed at the applicable hourly rate. This contract constitutes the full agreement between CDC and the customer. Any changes or additions to this contract must be in writing and signed by both parties. Alterations or changes to work specified in the contact that involve extra costs for labor or materials will require written authorizations from the customer and will become additional charges to the contracted amount. In the event of litigation, the customer agrees to pay for all attorney's fees and court costs incurred by CDC to enforce the terms of this contract and its addendums.

Acceptance of Proposal: The above prices and specifications are satisfactory and hereby accepted. You are authorized as specified. Payment will be made as outlined above.

SEE Final Page

Date of Acceptance **PO Number** **X Signature**

Commercial Door of Los Angeles County, Inc.
8020 Westman Avenue
Whittier, CA 90606
323-722-6400

State License # 995094

Proposal & Contract No.:	CDCLA-01032
Date:	4/22/2025
Sales Rep	Louie

Name / Address

Burbank Unified School District
Attn: Accts Payable
1900 W. Olive Avenue
Burbank, CA 91506

Ship To

Joaquin Miller School
720 E. Providencia Avenue
Burbank, CA 91501

Description
Burbank*-Los Angeles

Terms: Payment to be made as follows:

Due on receipt

FOR THE SUM OF: **$34,403.42**

This proposal is good for	

NOTES:
*Prices are based on non-prevailing wage work performed Monday thru Friday 7:30 a.m. to 4:00 p.m., unless otherwise specified.
* Commercial Door Company Inc is fully insured however; special insurance requests are subject to an additional charge.

CDC agrees to furnish necessary labor, materials and tools to complete and contracted work professional standards. Permits and finish painting are not included unless specifically noted in this contract. Excludes any hidden damage due to concrete cutting. Delays in commencement or completion of work beyond our control will be billed at the applicable hourly rate. This contract constitutes the full agreement between CDC and the customer. Any changes or additions to this contract must be in writing and signed by both parties. Alterations or changes to work specified in the contact that involve extra costs for labor or materials will require written authorizations from the customer and will become additional charges to the contracted amount. In the event of litigation, the customer agrees to pay for all attorney's fees and court costs incurred by CDC to enforce the terms of this contract and its addendums.

Acceptance of Proposal: The above prices and specifications are satisfactory and hereby accepted. You are authorized as specified. Payment will be made as outlined above.

5-19-2025 / Dennis Maxwell

Date of Acceptance **PO Number** **X Signature**

BURBANK UNIFIED SCHOOL DISTRICT
Administrative Services

REPORT TO THE BOARD

TO:	Members of the Board of Education
FROM :	Andrew Cantwell, Assistant Superintendent, Administrative Services
PREPARED BY:	Dennis Maxwell, Director of Facilities
SUBMITTED BY:	Crystal Cozakos, Senior Administrative Assistant
DATE:	June 5, 2025
SUBJECT:	Approval of Purchase, Ken Grody Fleet Department, Vehicle for Technology Department (Routine Restricted Maintenance)

Background:
The District collected three quotes for a new vehicle (2025 Ford Maverick Truck) for the Technology Department:

Auto Nation Ford	$30,398.33
Ken Grody Ford	$30,398.33
Star Ford	$31,284.51

The District will purchase from Ken Grody Ford who provided the lowest price and is a vendor the District recently purchased a vehicle from.

Discussion/Issues:
With the addition of a new employee (IT Tech 2) and a full staff, there is a need to reshuffle the fleet and add another vehicle in order to provide an adequate inventory for the Technology Department. Instead of adding to the lease agreement, the District is buying out the new vehicle.

Fiscal Impact:
$30,398.33 Total Sale Price with Taxes and Fees

Recommendation:
Andrew Cantwell, Assistant Superintendent, Administrative Services, recommends that the Board of Education approve the purchase between Burbank Unified School District and Ken Grody Fleet Department for a 2025 Ford Maverick Vehicle for the Technology Department, not to exceed $30,398.33 (01.0-00000.0-00000-77001-6410-773-0000-0000) Routine Restricted Maintenance, and that authority to sign the agreement be exercised pursuant to BUSD – AR3314, as presented.

Ken Grody FLEET DEPARTMENT | Ford

6211 Beach Blvd.
Buena Park, CA 90621
(714) 521-3110

INVOICE

Bill To

Burbank Unified School District

Contact: Dennis Maxwell

INVOICE # 002
DATE: 5/6/2025

YEAR	MAKE	MODEL	VIN NUMBER	STK #	PO. NUMBER
2025	Ford	Maverick	3FTTW8A30SRA89655		N/A



Make all checks payable to
Ken Grody Ford

Description	Cost
MSRP:	$28,690.00
Fleet Discount:	-$1,265.20
Rebate	$0.00
Warranty:	$0.00
Doc Fee:	$85.00
License Fee's:	$0.00
Sales Tax 10.50%:	$2,888.53
Customer Down Payment:	$0.00

Total Due: $30,398.33

Lien Holder Info.

Registration Info.(Ship

Burbank USD

If you have any questions regarding this invoice, contact Travis White
Cell (714) 906-9939 ~ travis@kengrodyford.com

Ken Grody FLEET DEPARTMENT | Ford

FD HRM-013291 CA 9-NORMAL,NB,113291,SD141 11927

UTC			U	W	CA				
CERT	CERT	CERT	TRD	RAMP	BUMP	CAMP	BOOK	EXFL	ROTA

000000 9489/11855 3FTTW8A30 SRA89655 NB GU18

Ford ford.com

VEHICLE DESCRIPTION

MAVERICK

2025 XL FWD
121" WHEELBASE
2.5L HYBRID ENGINE
POWER-SPLIT ELECTRIC CVT

SR A89655

EXTERIOR
OXFORD WHITE
INTERIOR
BLACK ONYX-MED DK SLATE TRI

STANDARD EQUIPMENT INCLUDED AT NO EXTRA CHARGE

EXTERIOR
- CARGO BOX TIE DOWN HOOKS
- DAYTIME RUNNING LAMPS
- DOOR HANDLES - BLACK
- EASY FUEL® CAPLESS FILLER
- FLEXBED™ STORAGE SYSTEM
- GRILLE - BLACK MESH
- HEADLAMPS-LED AUTO HI-BEAM
- HEADLAMPS-LED AUTO ON/OFF
- LED REFLECTOR HEADLAMPS
- MANUAL LOCKING TAILGATE
- WIPERS- INTERMITTENT

INTERIOR
- 1-TOUCH DOWN DRIVER WINDOW
- 2ND ROW BENCH FLIP-UP W/ UNDER-SEAT STORAGE
- 8.0" PRODUCTIVITY SCREEN
- CLOTH BENCH REAR SEAT
- CRUISE CONTROL
- DUAL USB
- MANUAL A/C, SINGLE ZONE
- POWER LOCKS AND WINDOWS
- POWERPOINTS - 12V
- ROTARY GEAR SHIFT DIAL
- TILT/TELESCOPE STR COLUMN
- VINYL SOFT CONSOLE LID

FUNCTIONAL
- 4-WHEEL ANTILOCK BRAKE SYS
- BATTERY SAVER FEATURE
- ELECTRIC PARKING BRAKE
- ELECTRONIC PWR ASST STEER
- FORDPASS™ CONNECT 5GWI-FI HOTSPOT TELEMATICS MODEM
- PRE-COLLISION ASSIST W/AEB
- REAR VIEW CAMERA
- REMOTE KEYLESS ENTRY
- SELECTABLE DRIVE MODES
- SYNC®4 W/EVR & 13.2" SCRN

SAFETY/SECURITY
- AIRBAGS - SAFETY CANOPY®
- BELT-MINDER CHIME
- LATCH CHILD SAFETY SYSTEM
- SECURILOCK® ANTI-THEFT SYS
- TIRE PRESSURE MONIT SYS

WARRANTY
- 3YR/36,000 BUMPER / BUMPER
- 5YR/60,000 POWERTRAIN
- 5YR/60,000 ROADSIDE ASSIST
- 8YR/100,000 HYBRID UNIQUE -COMPONENTS IF EQUIPPED

INCLUDED ON THIS VEHICLE	(MSRP)
EQUIPMENT GROUP 100A	
OPTIONAL EQUIPMENT/OTHER	
2K TRAILER HITCH RECEIVER	100.00
50 STATE EMISSIONS	NO CHARGE
FRONT LICENSE PLATE BRACKET	NO CHARGE

PRICE INFORMATION	(MSRP)
BASE PRICE	$26,995.00
TOTAL OPTIONS/OTHER	100.00
TOTAL VEHICLE & OPTIONS/OTHER	27,095.00
DESTINATION & DELIVERY	1,595.00

RAMP ONE: RH27
RAMP TWO:
RAIL
ITEM #: 71-1279 O/T 2

TOTAL MSRP $28,690.00

Ford Credit Whether you decide to lease or finance your vehicle, you'll find the choices that are right for you. See your dealer for details or visit www.ford.com/finance.

This label is affixed pursuant to the Federal Automobile Information Disclosure Act. Gasoline, License, and Title Fees, State and Local taxes are not included. Dealer installed options or accessories are not included unless listed above.

SD141 N RB 2X 550 013291 04 14 25

EPA DOT Fuel Economy and Environment

Gasoline Vehicle

Fuel Economy
38 MPG
combined city/hwy
42 city
35 highway
2.6 gallons per 100 miles

Small Pickup Trucks range from 20 to 38 MPG. The best vehicle rates 140 MPGe.

You save $2,500 in fuel costs over 5 years compared to the average new vehicle.

Annual fuel cost $1,400

Fuel Economy & Greenhouse Gas Rating (tailpipe only): 7 (1 – 10, Best)

Smog Rating (tailpipe only): 7 (1 – 10, Best)

This vehicle emits 234 grams CO_2 per mile. The best emits 0 grams per mile (tailpipe only). Producing and distributing fuel also create emissions; learn more at fueleconomy.gov.

Actual results will vary for many reasons, including driving conditions and how you drive and maintain your vehicle. The average new vehicle gets 28 MPG and costs $9,500 to fuel over 5 years. Cost estimates are based on 15,000 miles per year at $3.50 per gallon. MPGe is miles per gasoline gallon equivalent. Vehicle emissions are a significant cause of climate change and smog.

fueleconomy.gov
Calculate personalized estimates and compare vehicles

Smartphone QR Code™

GOVERNMENT 5-STAR SAFETY RATINGS

Overall Vehicle Score ★★★★
Based on the combined ratings of frontal, side and rollover.
Should ONLY be compared to other vehicles of similar size and weight.

Frontal Crash — Driver ★★★★★ / Passenger ★★★★
Based on the risk of injury in a frontal impact.
Should ONLY be compared to other vehicles of similar size and weight.

Side Crash — Front seat ★★★★★ / Rear seat ★★★★★
Based on the risk of injury in a side impact.

Rollover ★★★★
Based on the risk of rollover in a single-vehicle crash.

Star ratings range from 1 to 5 stars (★★★★★), with 5 being the highest.
Source: National Highway Traffic Safety Administration (NHTSA).
www.safercar.gov or 1-888-327-4236

3FTTW8A30SRA89655

FordPass Connect™

Download the FordPass™ app* and you can:

Access Vehicle Control Features
- Remotely start, lock and unlock your vehicle.
- Locate your vehicle and check approximate fuel range.
- Receive vehicle health alerts.

Activate 4G LTE Wi-Fi Hotspot
- New vehicles include a 3-month or 3GB data (whichever comes first) Wi-Fi trial.
- Connect up to ten Wi-Fi–equipped devices.

*Compatible with select smartphone platforms. FordPass Connect™ service required (see App Terms for more information). Connected service and related feature functionality is subject to compatible AT&T network availability. Evolving technology/cellular networks may affect functionality and availability or continued provision of some features, and restricting them from functioning. Message and data rates may apply, see your local Ford website for our privacy policy.

The FordPass Connect™ modem is active and sending vehicle data (e.g., diagnostics) to Ford. See in-vehicle Settings for connectivity options.

⚠ **WARNING:** Operating, servicing and maintaining a passenger vehicle, pickup truck, v vehicle can expose you to chemicals including engine exhaust, carbon monoxide, phtl lead, which are known to the State of California to cause cancer and birth defects or other reproductive harm. To minimize exposure, avoid breathing exhaust, do not idle the engine except as necessary, service your vehicle in a well-ventilated area and wear gloves or wash your hands frequently when servicing your vehicle. For more information go to www.P65Warnings.ca.gov/passenger-vehicle.

rates may apply. Text HELP for help

www.ford.com/help/privacy-terms/

651

AutoNation Ford Valencia

Customer: Burbank Unified Phone:
Address: 91506 Email:

Date: 05/06/2025 1:37 PM Manager: Sean Butts
ID: Associate:

VEHICLE



2025 Ford Maverick W8A XL
Stock #: SRA77274
Mileage: 12
VIN: 3FTTW8A35SRA77274
Warranty: Manufacturer Warranty

PRICE INDEX

MSRP	TrueCar Average Offer (BEFORE INCENTIVES)	AutoNation
$ 28,690	$ 27,966	$ 27,424

$541 below TrueCar® value *

PURCHASE OPTION

MSRP		$28,690.00
AutoNation Savings	-	$1,265.20
AutoNation Price		$27,424.80
Sales Tax (estimate):	+	$2,888.53
Doc Fee	+	$85.00
Balance Due (estimate):		$30,398.33

TRADE

We'll Buy Your Car
We provide a Guaranteed Trade-In Offer honored for 7 days or 500 miles at any of our locations.

Notes:

By signing below, you agree that AutoNation and its partner AutoComplete may contact you via text message, using an automated telephone dialing system, to the mobile number you provided to offer insurance related services and products. Your consent is not a condition of the purchase of any good or service and you may opt out at any time. **Appearance, Windshield, Theft and Dent Protection coverages are optional. Amounts above are ESTIMATES ONLY and may vary based on approved credit, applicable taxes, vehicle selection, trade value(s), estimated payoff, etc. Final payments and terms may vary. The AutoNation Price Index is provided to assist you with your vehicle purchase. Price does not include dealer/documentation fee, tax, registration, titling, or other government fees. Third party prices fluctuate daily/weekly and are provided as of 05/06/2025. Third party trademarks shown above are the property of their respective owners. Price quoted expires on the earlier of 05/07/2025 or upon expiration of the manufacturer incentives included in the quoted price. TrueCar Market Average (before incentives) provided by TrueCar, Inc.; AutoNation Price provided by AutoNation

X _____ 05/06/2025
Buyer: Date

X _____ 05/06/2025
Sales Manager Date

FD HRM-007112 CA 9-NORMAL,NB,107112,SD071 3942

UTC			U	W	CA				
CERT	CERT	CERT	TRD	RAMP	BUMP	CAMP	BOOK	EXFL	ROTA

000000 3197/6269 3FTTW8A35 SRA77274 NB GU13

ford.com

VEHICLE DESCRIPTION

MAVERICK

SR A77274

2025 XL FWD
121" WHEELBASE
2.5L HYBRID ENGINE
POWER-SPLIT ELECTRIC CVT

EXTERIOR
OXFORD WHITE
INTERIOR
BLACK ONYX-MED DK SLATE TRI

STANDARD EQUIPMENT INCLUDED AT NO EXTRA CHARGE

EXTERIOR
- CARGO BOX TIE DOWN HOOKS
- DAYTIME RUNNING LAMPS
- DOOR HANDLES - BLACK
- EASY FUEL® CAPLESS FILLER
- FLEXBED™ STORAGE SYSTEM
- GRILLE - BLACK MESH
- HEADLAMPS-LED AUTO HI-BEAM
- HEADLAMPS-LED AUTO ON/OFF
- LED REFLECTOR HEADLAMPS
- MANUAL LOCKING TAILGATE
- WIPERS- INTERMITTENT

INTERIOR
- 1-TOUCH DOWN DRIVER WINDOW
- 2ND ROW BENCH FLIP-UP W/ UNDER-SEAT STORAGE
- 8.0" PRODUCTIVITY SCREEN
- CLOTH BENCH REAR SEAT
- CRUISE CONTROL
- DUAL USB
- MANUAL A/C, SINGLE ZONE
- POWER LOCKS AND WINDOWS
- POWERPOINTS - 12V
- ROTARY GEAR SHIFT DIAL
- TILT/TELESCOPE STR COLUMN
- VINYL SOFT CONSOLE LID

FUNCTIONAL
- 4-WHEEL ANTILOCK BRAKE SYS
- BATTERY SAVER FEATURE
- ELECTRIC PARKING BRAKE
- ELECTRONIC PWR ASST STEER
- FORDPASS™ CONNECT 5GWI-FI HOTSPOT TELEMATICS MODEM
- PRE-COLLISION ASSIST W/AEB
- REAR VIEW CAMERA
- REMOTE KEYLESS ENTRY
- SELECTABLE DRIVE MODES
- SYNC®4 W/EVR & 13.2" SCRN

SAFETY/SECURITY
- AIRBAGS - SAFETY CANOPY®
- BELT-MINDER CHIME
- LATCH CHILD SAFETY SYSTEM
- SECURILOCK® ANTI-THEFT SYS
- TIRE PRESSURE MONIT SYS

WARRANTY
- 3YR/36,000 BUMPER / BUMPER
- 5YR/60,000 POWERTRAIN
- 5YR/60,000 ROADSIDE ASSIST
- 8YR/100,000 HYBRID UNIQUE -COMPONENTS IF EQUIPPED

INCLUDED ON THIS VEHICLE	(MSRP)
EQUIPMENT GROUP 100A	
OPTIONAL EQUIPMENT/OTHER	
2K TRAILER HITCH RECEIVER	100.00
50 STATE EMISSIONS	NO CHARGE
FRONT LICENSE PLATE BRACKET	NO CHARGE

PRICE INFORMATION	(MSRP)
BASE PRICE	$26,995.00
TOTAL OPTIONS/OTHER	100.00
TOTAL VEHICLE & OPTIONS/OTHER	27,095.00
DESTINATION & DELIVERY	1,595.00

	RAMP ONE RH27	
	RAMP TWO	RAIL ITEM #: 71-2856 O/T 2

TOTAL MSRP $28,690.00

Ford Credit Whether you decide to lease or finance your vehicle, you'll find the choices that are right for you. See your dealer for details or visit www.ford.com/finance.

This label is affixed pursuant to the Federal Automobile Information Disclosure Act. Gasoline, License, and Title Fees, State and Local taxes are not included. Dealer installed options or accessories are not included unless listed above.

SD071 N RB 2X 550 007112 04 07 25

EPA DOT Fuel Economy and Environment

Gasoline Vehicle

Fuel Economy

38 MPG

42 city / 35 highway

combined city/hwy

2.6 gallons per 100 miles

Small Pickup Trucks range from 20 to 38 MPG. The best vehicle rates 140 MPGe.

You save **$2,500** in fuel costs over 5 years compared to the average new vehicle.

Annual fuel cost **$1,400**

Fuel Economy & Greenhouse Gas Rating (tailpipe only): 7 (1 – 10, Best)

Smog Rating (tailpipe only): 7 (1 – 10, Best)

This vehicle emits 234 grams CO_2 per mile. The best emits 0 grams per mile (tailpipe only). Producing and distributing fuel also create emissions; learn more at fueleconomy.gov

Actual results will vary for many reasons, including driving conditions and how you drive and maintain your vehicle. The average new vehicle gets 28 MPG and costs $9,500 to fuel over 5 years. Cost estimates are based on 15,000 miles per year at $3.50 per gallon. MPGe is miles per gasoline gallon equivalent. Vehicle emissions are a significant cause of climate change and smog.

fueleconomy.gov

Calculate personalized estimates and compare vehicles

Smartphone QR Code™

GOVERNMENT 5-STAR SAFETY RATINGS

Overall Vehicle Score ★★★★

Based on the combined ratings of frontal, side and rollover.
Should ONLY be compared to other vehicles of similar size and weight.

Frontal Crash — Driver ★★★★★ / Passenger ★★★★

Based on the risk of injury in a frontal impact.
Should ONLY be compared to other vehicles of similar size and weight.

Side Crash — Front seat ★★★★★ / Rear seat ★★★★★

Based on the risk of injury in a side impact.

Rollover ★★★★

Based on the risk of rollover in a single-vehicle crash.

Star ratings range from 1 to 5 stars (★★★★★), with 5 being the highest.
Source: National Highway Traffic Safety Administration (NHTSA).
www.safercar.gov or 1-888-327-4236

FordPass Connect™

Download the FordPass™ app* and you can:

Access Vehicle Control Features
- Remotely start, lock and unlock your vehicle.
- Locate your vehicle and check approximate fuel range.
- Receive vehicle health alerts.

Activate 4G LTE Wi-Fi Hotspot
- New vehicles include a 3-month or 3GB data (whichever comes first) Wi-Fi trial.
- Connect up to ten Wi-Fi–equipped devices.

*Compatible with select smartphone platforms. FordPass Connect™ service required (see App Terms for more information). Connected service and related feature functionality is subject to compatible AT&T network availability. Evolving technology/cellular networks may affect functionality and availability or continued provision of some features, prohibiting them from functioning. Message and data rates may apply. Review your local FordPass terms for our privacy policy.

The FordPass Connect™ modem is active and sending vehicle data (e.g., diagnostics) to Ford. See in-vehicle Settings for connectivity options.

3FTTW8A35SRA77274

WARNING: Operating, servicing and maintaining a passenger vehicle, pickup truck, v vehicle can expose you to chemicals including engine exhaust, carbon monoxide, phtl lead, which are known to the State of California to cause cancer and birth defects or other reproductive harm. To minimize exposure, avoid breathing exhaust, do not idle the engine except as necessary, service your vehicle in a well-ventilated area and wear gloves or wash your hands frequently when servicing your vehicle. For more information go to www.P65Warnings.ca.gov/passenger-vehicle.

rates may apply. Text HELP for help

www.ford.com/help/privacy-terms/

653

Deal
Buyer
Trades
PDI
Disclosure
Recap
Summary
Commissions
Forms

Business Office
BURBANK USD

Home: 818-445-1721 Cell:
Email:
County:

Stock # 250679X
N 25 FORD MAVERICK
3FTTW8A33SRA46427

Deal Information Deal Status:

Retail Lease

List	Rebate	AMO$/Opt	Sale Date
28690.00			05/06/25
Price	**APR**	**Insurance**	**Deliver**
28196.00			05/06/25
Down	**Term Days**	**Accessories**	**First Payment**
	1		05/06/25
Trade	**Tax**	**Serv Cont**	**Lender**
	2969.51		Cash Sale–Retail
Payoff	**Tax Group**	**Fee$/Lender**	**Discount**
	GLENDALE-LOS AN	119.00	494.00
Function			
	Payment/Options	31284.51 M	

Other / Salespeople

Odometer	Permit#/Exp	Salesperson1	F&I Manager
12			
Trade Desc		Salesperson2	Sales Manager
PDI			

CG<475>FI0WP66 31284X51A050MSRP28690

Save Exit Cancel

$ 31,284.51

FD HRM-013789 CA 9-NORMAL,NB,113789,SB111 9496

UTC			U	W	CA				
CERT	CERT	CERT	TRD	RAMP	BUMP	CAMP	BOOK	EXFL	ROTA

000000 7382/11726 3FTTW8A33 SRA46427 NB GU13

ford.com

VEHICLE DESCRIPTION

MAVERICK

SR A46427

2025 XL FWD
121" WHEELBASE
2.5L HYBRID ENGINE
CONTINUOUSLY VARIABLE TRANS

EXTERIOR
OXFORD WHITE
INTERIOR
BLACK ONYX-MED DK SLATE TRI

STANDARD EQUIPMENT INCLUDED AT NO EXTRA CHARGE

EXTERIOR
- CARGO BOX TIE DOWN HOOKS
- DAYTIME RUNNING LAMPS
- DOOR HANDLES - BLACK
- EASY FUEL® CAPLESS FILLER
- FLEXBED™ STORAGE SYSTEM
- GRILLE - BLACK MESH
- HEADLAMPS-LED AUTO HI-BEAM
- HEADLAMPS-LED AUTO ON/OFF
- LED REFLECTOR HEADLAMPS
- MANUAL LOCKING TAILGATE
- WIPERS- INTERMITTENT

INTERIOR
- 1-TOUCH DOWN DRIVER WINDOW
- 2ND ROW BENCH FLIP-UP W/ UNDER-SEAT STORAGE
- 8.0" PRODUCTIVITY SCREEN
- CLOTH BENCH REAR SEAT
- CRUISE CONTROL
- DUAL USB
- MANUAL A/C, SINGLE ZONE
- POWER LOCKS AND WINDOWS
- POWERPOINTS - 12V
- ROTARY GEAR SHIFT DIAL
- TILT/TELESCOPE STR COLUMN
- VINYL SOFT CONSOLE LID

FUNCTIONAL
- 4-WHEEL ANTILOCK BRAKE SYS
- BATTERY SAVER FEATURE
- ELECTRIC PARKING BRAKE
- ELECTRONIC PWR ASST STEER
- FORDPASS™ CONNECT 5GWI-FI HOTSPOT TELEMATICS MODEM
- PRE-COLLISION ASSIST W/AEB
- REAR VIEW CAMERA
- REMOTE KEYLESS ENTRY
- SELECTABLE DRIVE MODES
- SYNC®4 W/EVR & 13.2" SCRN

SAFETY/SECURITY
- AIRBAGS - SAFETY CANOPY®
- BELT-MINDER CHIME
- LATCH CHILD SAFETY SYSTEM
- SECURILOCK® ANTI-THEFT SYS
- TIRE PRESSURE MONIT SYS

WARRANTY
- 3YR/36,000 BUMPER / BUMPER
- 5YR/60,000 POWERTRAIN
- 5YR/60,000 ROADSIDE ASSIST
- 8YR/100,000 HYBRID UNIQUE -COMPONENTS IF EQUIPPED

INCLUDED ON THIS VEHICLE	(MSRP)
EQUIPMENT GROUP 100A	
OPTIONAL EQUIPMENT/OTHER	
2K TRAILER HITCH RECEIVER	100.00
FORD CO-PILOT360 ASSIST PKG	NO CHARGE
50 STATE EMISSIONS	NO CHARGE
FRONT LICENSE PLATE BRACKET	NO CHARGE

PRICE INFORMATION	(MSRP)
BASE PRICE	$26,995.00
TOTAL OPTIONS/OTHER	100.00
TOTAL VEHICLE & OPTIONS/OTHER	27,095.00
DESTINATION & DELIVERY	1,595.00

RAMP ONE: RH27
RAMP TWO:
RAIL
ITEM #: 71-2514 O/T 2

TOTAL MSRP $28,690.00

Ford Credit Whether you decide to lease or finance your vehicle, you'll find the choices that are right for you. See your dealer for details or visit www.ford.com/finance.

This label is affixed pursuant to the Federal Automobile Information Disclosure Act. Gasoline, License, and Title Fees, State and Local taxes are not included. Dealer installed options or accessories are not included unless listed above.

SB111 N RB 2X 550 013789 02 11 25

EPA DOT Fuel Economy and Environment

Gasoline Vehicle

Fuel Economy

38 MPG combined city/hwy — 42 city — 35 highway

2.6 gallons per 100 miles

Small Pickup Trucks range from 17 to 38 MPG. The best vehicle rates 140 MPGe.

You save **$2,500** in fuel costs over 5 years compared to the average new vehicle.

Annual fuel cost **$1,400**

Fuel Economy & Greenhouse Gas Rating (tailpipe only): 7 (1 — 10 Best)

Smog Rating (tailpipe only): 7 (1 — 10 Best)

This vehicle emits 234 grams CO_2 per mile. The best emits 0 grams per mile (tailpipe only). Producing and distributing fuel also create emissions; learn more at fueleconomy.gov.

Actual results will vary for many reasons, including driving conditions and how you drive and maintain your vehicle. The average new vehicle gets 28 MPG and costs $9,500 to fuel over 5 years. Cost estimates are based on 15,000 miles per year at $3.50 per gallon. MPGe is miles per gasoline gallon equivalent. Vehicle emissions are a significant cause of climate change and smog.

fueleconomy.gov
Calculate personalized estimates and compare vehicles

Smartphone QR Code

GOVERNMENT 5-STAR SAFETY RATINGS

Overall Vehicle Score ★★★★
Based on the combined ratings of frontal, side and rollover.
Should ONLY be compared to other vehicles of similar size and weight.

Frontal Crash — Driver ★★★★★ / Passenger ★★★★
Based on the risk of injury in a frontal impact.
Should ONLY be compared to other vehicles of similar size and weight.

Side Crash — Front seat ★★★★★ / Rear seat ★★★★★
Based on the risk of injury in a side impact.

Rollover ★★★★
Based on the risk of rollover in a single-vehicle crash.

Star ratings range from 1 to 5 stars (★★★★★), with 5 being the highest.
Source: National Highway Traffic Safety Administration (NHTSA).
www.safercar.gov or 1-888-327-4236

FordPass Connect™

Download the FordPass™ app* and you can:

Access Vehicle Control Features
- Remotely start, lock and unlock your vehicle.
- Locate your vehicle and check approximate fuel range.
- Receive vehicle health alerts.

Activate 4G LTE Wi-Fi Hotspot
- New vehicles include a 3-month or 3GB data (whichever comes first) Wi-Fi trial.
- Connect up to ten Wi-Fi–equipped devices.

*Compatible with select smartphone platforms. FordPass Connect™ service required (see App Terms for more information). Connected service and related feature functionality is subject to compatible AT&T network availability. Evolving technology/cellular networks may affect functionality and availability or continued provision of some features, preventing them from functioning. Message and data rates may apply. See your local Ford website for our privacy policy.

The FordPass Connect™ modem is active and sending vehicle data (e.g., diagnostics) to Ford. See in-vehicle Settings for connectivity options.

3FTTW8A33SRA46427

WARNING: Operating, servicing and maintaining a passenger vehicle, pickup truck, v vehicle can expose you to chemicals including engine exhaust, carbon monoxide, phtl lead, which are known to the State of California to cause cancer and birth defects or other reproductive harm. To minimize exposure, avoid breathing exhaust, do not idle the engine except as necessary, service your vehicle in a well-ventilated area and wear gloves or wash your hands frequently when servicing your vehicle. For more information go to www.P65Warnings.ca.gov/passenger-vehicle.

rates may apply. Text HELP for help

www.ford.com/help/privacy-terms/

655

Burbank Unified School District
Administrative Services

REPORT TO THE BOARD

TO:	Members of the Board of Education
FROM:	Andrew Cantwell, Assistant Superintendent of Administrative Services
PREPARED BY:	Terri Ramirez-Adams, Senior Administrative Assistant
SUBMITTED BY:	Terri Ramirez-Adams, Senior Administrative Assistant
DATE:	June 5, 2025
SUBJECT:	Ratification of Agreement for Professional Services (Administrative Services)

Background:

Pursuant to Board Policy 3312, the Board of Education's designee may contract with consultants to provide specific services on a temporary basis.

Discussion/Issues:

Randy Ogawa brings over 20 years of experience working with the District and will provide support and his expertise in maintenance and operations during the summer months when the department manages a high volume of maintenance and facility improvement projects across the District.

Fiscal Impact:

Not to exceed $31,200 (01.0-00000.0-00000-81000-5850-7520000)

Recommendation:

Andrew Cantwell, Assistant Superintendent of Administrative Services, recommends that the Board of Education ratify an agreement between Burbank Unified School District and Randy Ogawa to provide temporary support for the Maintenance and Operations Department during the summer months, not to exceed $31,200 (01.0-00000.0-00000-81000-5850-7520000), effective May 28, 2025 through August 29, 2025 and that authority to sign the agreement be exercised pursuant to BUSD AR 3314, as presented.

BURBANK UNIFIED SCHOOL DISTRICT

1900 W. Olive Avenue • Burbank, CA 91506-2460 • (818) 729-4400

AGREEMENT FOR CONSULTANT SERVICES

This Agreement, made and entered into this 23rd of May, 20 25 by and between the **Burbank Unified School District**, hereinafter referred to as "District", and Randy Ogawa hereinafter referred to as "Consultant."

Payee's Name Randy Ogawa Daytime Phone Number [redacted]

Email Address [redacted]

Mailing Address [redacted]

Sponsoring Administrator Andrew Cantwell, Assistant Superintendent, Administrative Services

Board Approval Date June 5, 2025

Account String 01.0-00100.0-00000-81000-5850-7520000

The assignment ☐ **will** or ☐ **will not** require Consultant to work with pupil(s) unsupervised in a program sponsored by the District during the contract period. If it does, the Consultant will be contacted by HR and provided the DOJ & FBI form to complete as required by AB346 and will be responsible for associated costs. **Consultant shall not begin service until HR receives clearance.**

Retired Employee: Please check if you belong to X **calPERS** _____ **cal STRS Retirement Date** 12/25/2024

WITNESSETH:

WHEREAS, the District is authorized pursuant to Education Code section 35160 and Government Code Section 53060 to contract for the services of consultants;

WHEREAS, the Consultant is especially trained, experienced and competent to provide such services;

WHEREAS, in consideration of the mutual promises of the parties, hereto, the District hereby retains the Consultant upon the terms and conditions hereinafter set forth, and the Consultant hereby accepts said retention and agrees to perform the services hereinafter mentioned, upon said terms and conditions;

NOW THERFORE, the parties mutually agree as follows:

1. The Consultant agrees to perform the following services for the District, at a rate of $ 80.00 per hour■/ per day ☐/ per session☐ for a total not to exceed $ 31,200 **Amount to include speaking fee, mileage and any additional fees.
2. The term of the Agreement shall be the period commencing on May 28, 2025 and terminating on August 29, 2025 .
3. Payment Terms: Monthly
4. Consultant will provide the following services:

   Will provide support in maintenance and operations during the summer months when the department manages a high volume of maintenance and facility improvement projects across the District.
5. The Consultant shall provide an invoice/Authorization for Payment of the time spent in providing the services and preparing the products required by this Agreement. Consultant will be paid at the conclusion of this contract unless otherwise stated in the payment terms above.
6. It is expressly understood and agreed to by both parties hereto that the Consultant, while engaged in carrying out and complying with any of the terms and conditions of this contract, is an independent contractor and is not an officer, agent or employee of the aforesaid District.
7. Consultant agrees to defend, indemnify, save, and hold harmless the District, its governing body, the individual members thereof, and all officers, agents and employees of the District from all loss, cost, and expense arising out of any liability or claim of liability for injury, damage, or loss sustained or claimed to have been sustained arising out of, or occurring as a result of Consultant's performance or failure to perform services under this Agreement.
8. This agreement may be terminated at any time based upon the mutual agreement of the parties hereto. This agreement may also be terminated immediately by the District should Consultant breach this agreement or fail to perform the required services in a satisfactory manner.
9. Consultant agrees to pay all Federal, State and Local taxes, and fees that are owed as a result of payments made to Consultant pursuant to this agreement. Consultant agrees to indemnify and hold harmless the District from any and all costs, loss, or liability whatsoever arising from or caused by any challenge to the payments made to Consultant pursuant to this agreement, including but not limited to any liabilities or penalties assessed or levied by any and all local, state, or federal taxing authorities against the District.
10. Consultant agrees to ensure that they do not exceed the applicable earnings limitation under CALPERS or STRS and agrees to be solely responsible for any actions taken by CALPERS or STRS as a result of exceeding the applicable earnings limitation.

Burbank Unified School District of Los Angeles County

IN WITNESS THEREOF, the parties hereto have set their hands on the day and in the month and year first above written.

_____				5/23/2025
BUSD Authorized Signature/Title	Date	Consultant	Randy Ogawa	Date

Instructions: Consultant is to sign and return one copy to the sponsoring administrative site. Agreement will be submitted for Board Approval. After Board approval, a Purchase Req will be created. This Purchase Req will need to include the Agreement for Consultant Services, W9, and Board Approved coversheet uploaded on the Purchase Req. Revised 06/19

RANDY OGAWA

[redacted]

OBJECTIVE

Bring my unique set of skills to your campus and make it shine. I started my career with Burbank Unified School District as a Grounds Lead person and was promoted to the Grounds Supervisor a year later. I have been the Trades Supervisor for the past 16 years. For the past 3 years I have resumed supervising the Grounds Department as well as Maintenance. I also manage custodial when the Custodial Supervisor is out.

EXPERIENCE

Burbank Unified School District

Trades/Grounds Supervisor | 2004 to Present

- Plan, organize, direct and control the functions of the Grounds and Maintenance Department.
- Inspect, review, and evaluate the performance of maintenance and grounds personnel.
- Manage assigned budget.
- Supervise the application of pesticides and herbicides in accordance with the Safe Schools Act of 2000.
- Recommend the purchase of supplies, material and equipment used in grounds and maintenance functions.
- Select, supervise and evaluate represented staff

Burbank Unified School District

Grounds Supervisor | 2001-2004

- Arrange and supervise new planting, transplanting, and removal or preconditioning of shrubs, lawns, trees and the removal and disposition of debris from landscaped areas.
- Oversee the Install, repair, care and operation of irrigation and sprinkling systems.
- Supervise the layout of athletic fields and other landscaped areas.
- Develop and implement orientation and in-service training programs for grounds personnel.
- Assign work orders and overtime

Burbank Unified School District

Grounds Leadperson | 2000-2001

- Schedule, assign, and participate in grounds and field maintenance and construction activities performed by assigned personnel at District sites.
- Confer with Grounds Supervisor regarding maintenance problems, projects, and activities.
- Provide work direction to assigned grounds personnel; assist in the selection, testing and interviewing of assigned staff; provide initial and ongoing training of employees.
- Perform grounds and field work as needed to prepare and maintain District grounds and athletic fields in a clean and safe condition.

EDUCATION

California PolyTechnic San Luis Obispo

Landscape Architecture

LOS ANGELES PIERCE COLLEGE

Horticulture

AWARDS AND ACKNOWLEDGEMENTS

- 2018 Burbank Unified School District Management Employee of the Year

Burbank Unified School District
Special Education Department

REPORT TO THE BOARD

TO:	Members of the Board of Education
FROM:	Jennifer Nicholson, Director of Special Education and Psychological Services
PREPARED BY:	Jennifer Nicholson, Director of Special Education and Psychological Services
SUBMITTED BY:	Sandra Shearer, Administrative Secretary II
DATE:	June 5, 2025
SUBJECT:	Approval of Agreement for Professional Services (Special Education)

Background:

The Board of Education is being asked to approve an agreement for professional services for Special Education Student 960006163, pursuant to California Education Code (Sections 17604 and 35163), as presented in the Confidential Exhibit.

Discussion/Issues:

The District is obligated to provide services for students who attend our schools, even if the District doesn't have the staff to do so and, therefore, is required to contract with an agency to remain in compliance with IEP regulations and/or settlement agreements.

Fiscal Impact:

Not to exceed $1,900.

Recommendation:

Jennifer Nicholson, Director of Special Education and Psychological Services, recommends that the Board of Education approve an agreement between Burbank Unified School District and Total Education Solutions, Inc., to provide an occupational IEE for Special Education Student 960006163, not to exceed $1,900 (01.0-65000.0-57602-11900-5850-7440000), effective June 6, 2025 through June 30, 2026 and that authority to sign the agreement be exercised pursuant to BUSD-AR 3314, as presented.

Burbank Unified School District
1900 West Olive Avenue, Burbank, 91506
Tel: (818) 729-4473
Fax: (818) 729-4573
www.burbankusd.org

CONSULTANT AGREEMENT

TERM OF AGREEMENT

This Agreement, made and entered into this 22nd day of May 2025 by and between the **Burbank Unified School District,** hereinafter referred to as "District", and Total Education Solutions, Inc. hereinafter referred to as "Consultant."

Payee's Name: Total Education Solutions, Inc. Daytime Phone Number: 213-607-4338 X1033

Mailing Address: 99 Pasadena Avenue, Suite 10C South Pasadena, CA 91030 Email Address: drivera@tesidea.com

Sponsoring Administrator: Peter Knapik Assistant Superintendent Special Education
Print Name Title Signature Location

Board Approval: 06/05/2025 Account Code: 01.0-65000.0-57602-11900-5850-7440000

The District is authorized pursuant to Education Code section 35160 and Government Code Section 53060 to contract for the services of consultants.

WHEREAS, the Consultant is especially trained, experienced and competent to provide such services;

WHEREAS, in consideration of the mutual promises of the parties, hereto, the District hereby retains the Consultant upon the terms and conditions hereinafter set forth, and the Consultant hereby accepts said retention and agrees to perform the services hereinafter mentioned, upon said terms and conditions;

The parties mutually agree as follows:

1. The Consultant agrees to perform the following services for the District, at a rate not to exceed $1,900 **Amount to include mileage and any additional fees.

2. The term of the Agreement shall be the period commencing on: 06/06/2025 and terminating on: 06/30/2026.

3. Payment Terms: Net 45 Days

4. District desires to enter into an Agreement in which Total Education Solutions, Inc. will provide an occupational IEE for Student 960006163. Cost includes evaluation, observations, reviewing documentation, written report and attendance to IEP.

5. The Consultant shall provide a clear and concise invoice noting the time spent in providing the services and preparing the products required by this Agreement. Consultant will be paid at the conclusion of this contract unless otherwise stated in the payment terms above.

6. It is expressly understood and agreed to by both parties hereto that the Consultant, while engaged in carrying out and complying with any of the terms and conditions of this contract, is an independent contractor and is not an officer, agent or employee of the aforesaid District.

7. Consultant agrees to defend, indemnify, save, and hold harmless the District, its governing body, the individual members thereof, and all officers, agents and employees of the District from all loss, cost, and expense arising out of any liability or claim of liability for injury, damage, or loss sustained or claimed to have been sustained arising out of, or occurring as a result of Consultant's performance or failure to perform services under this Agreement.

8. This agreement may be terminated at any time based upon the mutual agreement of the parties hereto. This agreement may also be terminated immediately by the District should the Consultant breach this agreement or fail to perform the required services in a satisfactory manner.

9. Consultant agrees to pay all Federal, State and Local taxes, and fees that are owed as a result of payments made to Consultant pursuant to this agreement. Consultant agrees to indemnify and hold harmless the District from any and all costs, loss, or liability whatsoever arising from or caused by any challenge to the payments made to Consultant pursuant to this agreement, including but not limited to any liabilities or penalties assessed or levied by any and all local, state, or federal taxing authorities against the District.

10. Consultant agrees to ensure that they do not exceed the applicable earnings limitation under CALPERS or STRS and agrees to be solely responsible for any actions taken by CALPERS or STRS as a result of exceeding the applicable earnings limitation.

11. District and Consultant will communicate and send in writing all information received by the District regarding any work-related injury to Personnel within twenty-four hours of the injury.

12. Communicate within twenty-four hours to Total Education Solutions, Inc. the details of any incident, which may result in a complaint against any Personnel regarding professional services given by the Personnel.

13. The District agrees to indemnify, defend and hold harmless Total Education Solutions, Inc. from any and all negligence and all liabilities, claims, losses, costs, damages and expenses resulting or arising from or connected with the services rendered by the District, its agents, independent contractors, employees or servants pursuant to this contract.

14. This Agreement shall constitute the entire Agreement between the parties and any prior understanding or representation of any kind preceding the date of this Agreement shall not be binding upon either party except to the extent incorporated in this Agreement.

15. It is mutually agreed that both parties shall not discriminate against any individual in the performance of their obligations under this Agreement, on the basis of race, color, religion, national origin, sex, age or disability. Both parties further certify compliance with the applicable provisions of the Civil Rights Act of 1964, the Rehabilitation Act of 1973, and the Americans with Disabilities Act and State anti-discrimination laws.

INDEMNIFICATION

Total Education Solutions, Inc. shall save and hold the District harmless from and against and shall indemnify District for any liability, loss, cost, expense or damage whatsoever caused by reason of any injury sustained by any person or to property by reason of any act, neglect, default or omission of Total Education Solutions, Inc. or any of its agents, subcontractors, employees or other representatives. If District is sued in any court for damages by reason of any of the acts of Total Education Solutions, Inc., its agents, subcontractors, employees or other representatives referred to in this Agreement, Total Education Solutions, Inc. shall defend said action (or cause same to be defended) as its own expense and shall pay any discharge and judgment that may be rendered in any such action. If Total Education Solutions, Inc. fails or neglects to so defend said action, District may defend the same and any expenses, including reasonable Attorney fees, which District may pay or incur in defending said action and the amount of any judgment which District may be required to pay shall be promptly reimbursed by Total Education Solutions, Inc. demand.

District shall save and hold Total Education Solutions, Inc., harmless from and against and shall indemnify Total Education Solutions, Inc. for any liability, loss, cost, expense or damage whatsoever caused by reason of any injury sustained by any person or to property by reason of any act, neglect, default or omission of District, or any of its agents, subcontractors, employees or other representatives. If Total Education Solutions, Inc. is sued in any court for damages by reason of any of the acts of the District, its agents, subcontractors, employees or other representatives referred to in this Agreement, District shall defend said action (or cause same to be defended) as its own expense and shall pay any discharge and judgment that may be rendered in any such action. If District fails or neglects to so defend said action, Total Education Solutions, Inc. may defend the same and any expenses, including reasonable attorney's fees, which Total Education Solutions, Inc. may pay or incur in defending said action and the amount of any judgment which Total Education Solutions, Inc. may be required to pay shall be promptly reimbursed by District upon demand.

ARBITRATION

Any controversy or claim arising out of or relating to this Agreement, or the performance or breach thereof, shall be settled by means of binding arbitration in accordance with the rules of the American Arbitration Association, at Los Angeles, California.

If either party to this Agreement institutes any legal action or proceeding against the other party to the Agreement arising out of the Agreement, the prevailing party shall be entitled to recover its reasonable attorney's fees and costs from the non-prevailing party.

ACKNOWLEDGED AND AGREED TO

District:

Burbank Unified School District
District/Company Name

Jennifer Nicholson
Print Representative Name

Director, Special Education
Title

Signature

Date

ACKNOWLEDGED AND AGREED TO

Consultant:

Total Education Solutions, Inc.
Consultant/Company

Print Representative Name

Title

Signature

Date

Burbank Unified School District
Special Education Department

REPORT TO THE BOARD

TO:	Members of the Board of Education
FROM:	Jennifer Nicholson, Director of Special Education and Psychological Services
PREPARED BY:	Jennifer Nicholson, Director of Special Education and Psychological Services
SUBMITTED BY:	Sandra Shearer, Administrative Secretary II
DATE:	June 5, 2025
SUBJECT:	Ratified Agreement for Professional Services (Special Education)

Background:

The Board of Education is being asked to ratify an agreement for professional services for Special Education Student 960012279, pursuant to California Education Code (Sections 17604 and 35163), as presented in the Confidential Exhibit.

Discussion/Issues:

The District is obligated to provide specialized academic instruction and assessments and to implement Individualized Education Plans (IEPs) for students who attend our schools. The District does not have current staff able to support the current caseload and is, therefore, contracting with an agency to remain in compliance with IEP and Ed Code regulations.

Fiscal Impact:

Not to exceed $29,400.

Recommendation:

Jennifer Nicholson, Director of Special Education and Psychological Services, recommends that the Board of Education ratify an agreement between Burbank Unified School District and Haynes Family of Programs, to provide specialized academic instruction for Special Education Student 960012279, not to exceed $29,400 (01.0-65000.0-57602-11900-5850-7440000), effective May 20, 2025 through June 30, 2027 and that authority to sign the agreement be exercised pursuant to BUSD-AR 3314, as presented.

Burbank Unified School District
1900 West Olive Avenue, Burbank, 91506
Tel: (818) 729-4473
Fax: (818) 729-4573
www.burbankusd.org

RATIFIED CONSULTANT AGREEMENT

TERM OF AGREEMENT

This Agreement, made and entered into this 23rd day of May 2025 by and between the **Burbank Unified School District,** hereinafter referred to as "District", and Haynes Family of Programs hereinafter referred to as "Consultant."

Payee's Name: Haynes Family of Programs Daytime Phone Number: 909-587-5606

Mailing Address: PO Box 400 La Vern, CA 91750 Email Address: cgregg@leroyhaynes.org

Sponsoring Administrator: Peter Knapik Assistant Superintendent Special Education
Print Name Title Signature Location

Board Approval: 06/05/2025 Account Code: 01.0-65000.0-57602-11900-5850-7440000

The District is authorized pursuant to Education Code section 35160 and Government Code Section 53060 to contract for the services of consultants.

WHEREAS, the Consultant is especially trained, experienced and competent to provide such services;

WHEREAS, in consideration of the mutual promises of the parties, hereto, the District hereby retains the Consultant upon the terms and conditions hereinafter set forth, and the Consultant hereby accepts said retention and agrees to perform the services hereinafter mentioned, upon said terms and conditions;

The parties mutually agree as follows:

1. The Consultant agrees to perform the following services for the District, at a rate of $98 per hour for a total not to exceed $29,400.00 **Amount to include mileage and any additional fees.
2. The term of the Agreement shall be the period commencing on: 05/20/2025 and terminating on: 06/30/2027.
3. Payment Terms: Net 45 Days
4. District desires to enter into an Agreement in which Haynes Family of Programs will provide up to 300 hours of specialized academic instruction the following services for Special Education Student 960012279.
5. The Consultant shall provide a clear and concise invoice noting the time spent in providing the services and preparing the products required by this Agreement. Consultant will be paid at the conclusion of this contract unless otherwise stated in the payment terms above.
6. It is expressly understood and agreed to by both parties hereto that the Consultant, while engaged in carrying out and complying with any of the terms and conditions of this contract, is an independent contractor and is not an officer, agent or employee of the aforesaid District.
7. Consultant agrees to defend, indemnify, save, and hold harmless the District, its governing body, the individual members thereof, and all officers, agents and employees of the District from all loss, cost, and expense arising out of any liability or claim of liability for injury, damage, or loss sustained or claimed to have been sustained arising out of, or occurring as a result of Consultant's performance or failure to perform services under this Agreement.

8. This agreement may be terminated at any time based upon the mutual agreement of the parties hereto. This agreement may also be terminated immediately by the District should the Consultant breach this agreement or fail to perform the required services in a satisfactory manner.

9. Consultant agrees to pay all Federal, State and Local taxes, and fees that are owed as a result of payments made to Consultant pursuant to this agreement. Consultant agrees to indemnify and hold harmless the District from any and all costs, loss, or liability whatsoever arising from or caused by any challenge to the payments made to Consultant pursuant to this agreement, including but not limited to any liabilities or penalties assessed or levied by any and all local, state, or federal taxing authorities against the District.

10. Consultant agrees to ensure that they do not exceed the applicable earnings limitation under CALPERS or STRS and agrees to be solely responsible for any actions taken by CALPERS or STRS as a result of exceeding the applicable earnings limitation.

11. District and Consultant will communicate and send in writing all information received by the District regarding any work-related injury to Personnel within twenty-four hours of the injury.

12. Communicate within twenty-four hours to Haynes Family of Programs the details of any incident, which may result in a complaint against any Personnel regarding professional services given by the Personnel.

13. The District agrees to indemnify, defend and hold harmless Haynes Family of Programs from any and all negligence and all liabilities, claims, losses, costs, damages and expenses resulting or arising from or connected with the services rendered by the District, its agents, independent contractors, employees or servants pursuant to this contract.

14. This Agreement shall constitute the entire Agreement between the parties and any prior understanding or representation of any kind preceding the date of this Agreement shall not be binding upon either party except to the extent incorporated in this Agreement.

15. It is mutually agreed that both parties shall not discriminate against any individual in the performance of their obligations under this Agreement, on the basis of race, color, religion, national origin, sex, age or disability. Both parties further certify compliance with the applicable provisions of the Civil Rights Act of 1964, the Rehabilitation Act of 1973, and the Americans with Disabilities Act and State anti-discrimination laws.

INDEMNIFICATION

Haynes Family of Programs shall save and hold the District harmless from and against and shall indemnify District for any liability, loss, cost, expense or damage whatsoever caused by reason of any injury sustained by any person or to property by reason of any act, neglect, default or omission of Haynes Family of Programs or any of its agents, subcontractors, employees or other representatives. If District is sued in any court for damages by reason of any of the acts of Haynes Family of Programs, its agents, subcontractors, employees or other representatives referred to in this Agreement, Haynes Family of Programs shall defend said action (or cause same to be defended) as its own expense and shall pay any discharge and judgment that may be rendered in any such action. If Haynes Family of Programs fails or neglects to so defend said action, District may defend the same and any expenses, including reasonable Attorney fees, which District may pay or incur in defending said action and the amount of any judgment which District may be required to pay shall be promptly reimbursed by Haynes Family of Programs demand.

District shall save and hold Haynes Family of Programs, harmless from and against and shall indemnify Haynes Family of Programs for any liability, loss, cost, expense or damage whatsoever caused by reason of any injury sustained by any person or to property by reason of any act, neglect, default or omission of District, or any of its agents, subcontractors, employees or other representatives. If Haynes Family of Programs is sued in any court for damages by reason of any of the acts of the District, its agents, subcontractors, employees or other representatives referred to in this Agreement, District shall defend said action (or cause same to be defended) as its own expense and shall pay any discharge and judgment that may be rendered in any such action. If District fails or neglects to so defend said action, Haynes Family of Programs may defend the same and any expenses, including reasonable attorney's fees, which Haynes Family of Programs may pay or incur in defending said action and the amount of any judgment which Haynes Family of Programs may be required to pay shall be promptly reimbursed by District upon demand.

ARBITRATION

Any controversy or claim arising out of or relating to this Agreement, or the performance or breach thereof, shall be settled by means of binding arbitration in accordance with the rules of the American Arbitration Association, at Los Angeles, California.

If either party to this Agreement institutes any legal action or proceeding against the other party to the Agreement arising out of the Agreement, the prevailing party shall be entitled to recover its reasonable attorney's fees and costs from the non-prevailing party.

ACKNOWLEDGED AND AGREED TO

District:

Burbank Unified School District
District/Company Name

Jennifer Nicholson
Print Representative Name

Director, Special Education
Title

Signature

Date

ACKNOWLEDGED AND AGREED TO

Consultant:

Haynes Family of Programs
Consultant/Company

Print Representative Name

Title

Signature

Date

BURBANK UNIFIED SCHOOL DISTRICT
Office of Human Resources Services

REPORT TO THE BOARD

TO:	Members of the Board of Education
FROM:	Sarah Rudchenko, Assistant Superintendent, Human Resources Services
PREPARED BY:	Cindy Quiterio, Executive Assistant to the Superintendent
SUBMITTED BY:	Cindy Quiterio, Executive Assistant to the Superintendent
DATE:	June 5, 2025
SUBJECT:	Approval of Agreement for Professional Services (Human Resources)

Background:
Pursuant to Board Policy 3312, the Board of Education's designee, may contract with consultants to provide specific services on a temporary basis.

Discussion/Issues:
Given the increased number of vacancies and the ongoing shortage of substitute staff, the district acknowledges the need for additional support to keep departmental functions operational and efficient. To address this challenge, we have contracted with Clerical Specialized for temporary clerical assistance.

Clerical Specialized will assist with a variety of administrative and clerical tasks, ensuring that our district offices continue to function smoothly despite the current staffing challenges. Their services will include handling day-to-day office operations, and supporting our administrative teams in meeting critical deadlines while ensuring that there is minimal disruption in the departments.

Fiscal Impact:
The amount of the agreement is not to exceed $45,000 (01.0-00000.0-00000-72000-5850-7402000).

Recommendation:
Sarah Rudchenko, Assistant Superintendent, Human Resources Services recommends that the Board of Education approve the Agreement between the Burbank Unified School District and Clerical Specialized, to provide clerical support as needed, not to exceed $45,000 (01.0-00000.0-00000-72000-5850-7402000), effective July 1, 2025 through January 31, 2026 and that authority to sign the agreement be exercised pursuant to BUSD – AR 3314, as presented.

BURBANK UNIFIED SCHOOL DISTRICT

1900 W. Olive Avenue • Burbank, CA 91506-2460 • (818) 729-4400

AGREEMENT FOR CONSULTANT SERVICES

This Agreement, made and entered into this FIFTH DAY OF SEPTEMBER [redacted]er, 2024 by and between the Burbank Unified School District, hereinafter referred to as "District", and Specialized Support Services hereinafter referred to as "Consultant."

Payee's Name Specialized Support Services Daytime Phone Number [redacted]

Email Address [redacted]

Mailing Address [redacted]

Sponsoring Administrator Sarah Rudchenko

Board Approval Date 6/5/25

Account String 01.0-00000.0-00000-72000-5850-7402000

The assignment ☐ will **or** ☒ will not require Consultant to work with pupil(s) unsupervised in a program sponsored by the District during the contract period. If it does, the Consultant will be contacted by HR and provided the DOJ & FBI form to complete as required by AB346 and will be responsible for associated costs. **Consultant shall not begin service until HR receives clearance.**

Retired Employee: Please check if you belong to _____ calPERS _____cal STRS Retirement Date _____

WITNESSETH:

WHEREAS, the District is authorized pursuant to Education Code section 35160 and Government Code Section 53060 to contract for the services of consultants;

WHEREAS, the Consultant is especially trained, experienced and competent to provide such services;

WHEREAS, in consideration of the mutual promises of the parties, hereto, the District hereby retains the Consultant upon the terms and conditions hereinafter set forth, and the Consultant hereby accepts said retention and agrees to perform the services hereinafter mentioned, upon said terms and conditions;

NOW THERFORE, the parties mutually agree as follows:

1. The Consultant agrees to perform the following services for the District, at a rate of $ _____ per hour☐/ per day ☐/ per session☒ for a total not to exceed $ 45,000 **Amount to include speak ileage and any additional fees.
2. The term of the Agreement shall be the period commencing on _____ and terminating on 6
3. Payment Terms: _____
4. Consultant will provide the following services: To provide clerical support/services as needed
5. The Consultant shall provide an invoice/Authorization for Payment of the time spent in providing the services and preparing the products required by this Agreement. Consultant will be paid at the conclusion of this contract unless otherwise stated in the payment terms above.
6. It is expressly understood and agreed to by both parties hereto that the Consultant, while engaged in carrying out and complying with any of the terms and conditions of this contract, is an independent contractor and is not an officer, agent or employee of the aforesaid District.
7. Consultant agrees to defend, indemnify, save, and hold harmless the District, its governing body, the individual members thereof, and all officers, agents and employees of the District from all loss, cost, and expense arising out of any liability or claim of liability for injury, damage, or loss sustained or claimed to have been sustained arising out of, or occurring as a result of Consultant's performance or failure to perform services under this Agreement.
8. This agreement may be terminated at any time based upon the mutual agreement of the parties hereto. This agreement may also be terminated immediately by the District should Consultant breach this agreement or fail to perform the required services in a satisfactory manner.
9. Consultant agrees to pay all Federal, State and Local taxes, and fees that are owed as a result of payments made to Consultant pursuant to this agreement. Consultant agrees to indemnify and hold harmless the District from any and all costs, loss, or liability whatsoever arising from or caused by any challenge to the payments made to Consultant pursuant to this agreement, including but not limited to any liabilities or penalties assessed or levied by any and all local, state, or federal taxing authorities against the District.
10. Consultant agrees to ensure that they do not exceed the applicable earnings limitation under CALPERS or STRS and agrees to be solely responsible for any actions taken by CALPERS or STRS as a result of exceeding the applicable earnings limitation.

Burbank Unified School District of Los Angeles County

IN WITNESS THEREOF, the parties hereto have set their hands on the day and in the month and year first above written.

BUSD Authorized Signature/Title _____ Date _____

Consultant Breann M. Wiest Date _____

Instructions: Consultant is to sign and return one copy to the sponsoring administrative site. Agreement will be submitted for Board Approval. After Board approval, a Purchase Req will be created. This Purchase Req will need to include the Agreement for Consultant Services, W9, and Board Approved coversheet uploaded on the Purchase Req.

Revised 06/19

CamScanner

Burbank Unified School District
Technology Services

REPORT TO THE BOARD

TO:	Members of the Board of Education
FROM:	Andrew Cantwell, Assistant Superintendent, Administrative Services
PREPARED BY:	Lourdes Moya, Administrative Secretary I
SUBMITTED BY:	Lourdes Moya, Administrative Secretary I
DATE:	June 5, 2025
SUBJECT:	Approval of Renewal of Agreement for Professional Services with CSM Consulting, Inc., for E-Rate Consulting

---

Background:
The Burbank Unified School District has participated in the federal E-Rate program since 1999. E-Rate funding is available to school districts to offset data communications costs, network infrastructure cabling, and network equipment upgrades. The application process is complex and requires expertise in helping increase District funding levels, proper use of funds, and ensuring the District follows appropriate documentation requirements. On June 20, 2019, the Board of Education approved an agreement with CSM Consulting, Inc. (CSM) for E-Rate consulting services and have renewed their contracts yearly.

District-wide Goals for 2022-2023:
4 Maintain efficient and effective operations.

Discussion/Issues:
The District would like to renew the agreement with CSM Consulting, Inc. to continue E-Rate consulting services.

Fiscal Impact:
CSM will provide E-Rate services in the base amount of $8,500 annually plus an amount not to exceed $20,000 for Category Two applications filed, total amount not to exceed $28,500.

Recommendation:
Andrew Cantwell, Assistant Superintendent, Administrative Services, recommends that the Board of Education approve the renewal of the agreement between Burbank Unified School District and CSM Consulting, Inc., to provide E-Rate consultation services, not to exceed $28,500 (40.0-00000.0-00000-81000-5850-7500000), effective July 1, 2025, through June 30, 2026, and that authority to sign the agreement be exercised pursuant to BUSD—AR 3314, as presented.

CONTRACT FOR E-RATE COMPLIANCE SERVICES

This agreement is made and entered by and between **Burbank Unified School District,** a local education agency ("District") and CSM Consulting, Inc., ("Consultant").

RECITALS

A. District desires to have a Consultant to prepare documentation, forms and applications regarding the Federal Communications Commission ("FCC") E-Rate program.

B. District has the authority to enter into an Agreement with a Consultant for purposes of complying with the FCC E-Rate program.

C. Consultant is duly qualified to provide the services called for in this Agreement in consideration for the fee stipulated in this Agreement.

I. CONSULTANT'S RESPONSIBILITIES – SCOPE OF SERVICE

1. Shall provide to District completed forms and processes related to all Category One and Category Two applications of the Federal Communications Commission E-Rate filings with the schools and library division ("SLD") during the term of this Agreement as shown in Section IV., 1. Services provided under this agreement to include the following:

    - Assist and coordinate the preparation and filing of FCC Forms: 470, 471, 486 and 500.
    - Assist and coordinate the preparation and filing of:

        - Form 472 (Billed Entity Applicant Reimbursement Form BEAR) and/or vendor specific discount forms (i.e. Data Gathering Form, Existing Services List, etc.)
        - Implementation Deadline Extension Request (ImDER)
        - Invoice Deadline Extension Request (IDER)
        - Service Provider Identification Number (SPIN) Change Requests
        - Service Substitution Requests
        - Service Certifications
        - Program Integrity Assurance (PIA)
        - Payment Quality Assurance (PQA) requests

2. Act as District's main point of contact with the SLD.

3. Assist District on E-Rate compliance including updates on rule or regulatory changes, as applicable.

II. DISTRICT RESPONSIBILITIES

1. Provide all required information and data for filing all forms with the SLD in a timely manner and all required and requested data for filing the Form 471 at least thirty (30) days prior to USAC's Form 471 filing deadline.
2. Adhere to E-Rate rules, procedures and regulations established by the FCC and other applicable regulatory agencies.
3. Take such official action, such as review of Consultant's drafts and promptly sign and return all forms required for filing with a third party in a timely manner so that Consultant can perform its obligations under this Agreement.

4. Promptly pay Consultant its fee for services rendered. All payments are due and payable within 30 days after delivery to the District of the invoice.
5. Sign, date and certify all forms filed by Consultant on District's behalf.

III. COST

1. **Pricing.** The cost for services rendered regarding the E-Rate application process, as referred to in Section I of this agreement, will be invoiced and due to the Consultant as follows:

   Base contract amount ("Base Amount") of **$8,500** plus;

   An amount equal to six percent (6%) of Category Two applications submitted during the Term of this Agreement, not to exceed a total amount of **$20,000** ("C2 Amounts").

   Invoices for the Base Amount will be provided monthly (or quarterly) continuing through June 30 of each respective term of this Agreement.

   Invoice(s) for C2 Amounts will be provided upon completion of the annual E-Rate Form 471 submission process applicable to Category Two submissions during the Term(s) of this Agreement.

   The amounts in this section do not include any costs related to additional Compliance Services offered by Consultant that may be requested by the District as shown in Section IV., 4. and 5 below.

IV. MISCELLANEOUS

1. **Term.** The initial term ("Term") of this agreement shall be one (1) year commencing as of July 1, 2025, or upon execution (whichever is later), through June 30, 2026. Thereafter, the Term of this Agreement shall automatically renew for successive one (1) year Term(s) unless one party provides written notice to the other party at least sixty (60) days in advance of the end of the existing Term that it does not wish to renew the Term of this Agreement.

2. **Modifications.** This Agreement may be modified only by a written amendment to this Agreement, executed by both parties.

3. **Independent Contractor.** While engaged in carrying out and complying with the terms and conditions of the Agreement, Consultant is an independent contractor and not an officer, employee, or agent of the District.

4. **Additional Compliance Services not included in SECTION I CONSULTANT RESPONSIBILITIES – SCOPE OF SERVICE.**
   A. Services and costs in this section are not included in Section I (Consultant Responsibilities – Scope of Service) and Section III (Cost). At the written request of the District, the Consultant may provide the additional Compliance Services listed below, based upon the following hourly rates.

Officer/Principal	$175 per hour
Information Technology Consultant/Director	$150 per hour
Lead Consultant	$120 per hour
Specialist	$80 per hour

   An authorized agent of the District may request the services below via written request to the Consultant. The Consultant will provide the District with an estimate of the number of hours and rates to complete the requested task. Consultant will provide a quote in the form of an email, hard copy quote, electronic copy quote or other means, as appropriate and acceptable

to the District and Consultant. These Compliance Services may include but are not limited to the following:

- Assist in the preparation of RFPs/RFIs/RFQs, etc., including technical specs
- Surveys (alternate discount method)
- Comprehensive Technology Plan Writing
- Coordination of response to Special Compliance Reviews
- Selective Review Information Request (SRIR)
- Preparation of USAC and/or FCC appeals
- Audit support, including Beneficiary Contributor Audit Program
- Preparation of documentation/reports/presentations for Board meetings or other special meetings
- Assess and process issues with prior E-Rate applications not previously contracted by with Consultant (invoiced at ten percent 10% of amount recovered)
- Travel expenses for any on-site meetings including hourly rate, standard mileage reimbursement and actual accommodation/travel expense (including airfare if applicable)
- Other E-Rate related services

Doc-U-Manage

5. **E-Rate Doc-U-Manage Software (Optional Service)**. Consultant will provide an online document management software allowing the District multi-user access to maintain documents in an organized manner to meet the USAC 10-year requirement and provide an efficient document management system for the District. The annual license fee for the software is $899.00

Please check the appropriate box for designation of service ☐ **Yes** ☐ **No**

6. **Conflict of Interest.** No business or personal relationship exists between any school employee and the service provider.

7. **Attorney's Fees and Costs.** In any litigation, arbitration or other proceeding by which one party either seeks to enforce its rights under this Agreement (whether in contract, tort, or both) or seeks a declaration of any rights or obligations under this Agreement, each party shall bear its own attorney fees, together with any costs and expenses to resolve the dispute and to enforce the final judgment.

8. **Severability.** If any term of this Agreement is held by a court of competent jurisdiction to be void or unenforceable, the remainder of this Agreement shall remain in full force and effect and shall not be affected.

9. **Termination.** Except as otherwise provided in this Agreement, either Party may immediately terminate this Agreement, upon written notice to the other Party, if either Party materially breaches the responsibilities set forth in Section I, Consultant's Responsibilities and Section II, District Responsibilities, respectively.

10. **Notices.** All notices that are required to be given by one party to the other under this Agreement shall be in writing and shall be deemed to have been given if delivered personally or enclosed in a properly addressed envelope postage prepaid and deposited with a United States Post Office for delivery by first class and certified mail addressed to the parties at the following addresses, unless such addresses are changed by notice, in writing, to the other party.

Burbank Unified School District
1900 W. Olive Ave.
Burbank, CA 91506

CSM Consulting, Inc.
P.O. Box 4408
El Dorado Hills, CA 95762-0018

11. **Limitation of Liability**. The aggregate liability in connection with any claim arising out of or relating to this agreement whether in contract, tort or otherwise, shall be limited to an amount equivalent to the fee(s) paid by the District to Consultant for services performed pursuant to this Agreement. Consultant shall not in any circumstances be liable to District, whether in contract, tort or otherwise, for any special, indirect, incidental, or consequential damages of any kind whatsoever whether Consultant is made aware in any way due to, resulting from, or arising in connection with the services performed by Consultant pursuant to this Agreement. District's right to monetary damages listed above in that amount shall be in lieu of all other remedies that District may have.

12. **Governing Law.** The validity of this Agreement and each of its terms and provisions, as well as the rights and duties of the parties under this Agreement, shall be construed pursuant to and in accordance with the law of the State of California.

13. **Authority**. The individuals executing this Agreement represent and warrant that they have the legal capacity and authority to execute and contractually bind their respective legal entities.

14. **Entire Agreement.** This Agreement supersedes any and all other agreements, whether oral or in writing, between the parties with respect to the subject of this Agreement. This Agreement contains all of the covenants and agreements between the parties with respect to the subject of this Agreement, and each party acknowledges that no representations, inducements, promises, or agreements have been made by or on behalf of any party except the covenants and agreements embodied in this Agreement. No agreement, statement, or promise not contained in this Agreement shall be valid or binding on the parties with respect to the subject of this Agreement.

Executed in _____, _____ This_____ day of _____, 2025.

_____, **Vice President**
David T. Cichella

_____, Title _____

_____Print Name
Burbank Unified School District

AUTHORITY TO COMMUNICATE – Letter of Agency (LOA)

This ATC/LOA (Agreement) entered into on this _____day of _____, 2025 by and between **CSM Consulting, Inc.***, Consultant Registration Number 16043564*, ("Consultant") and **Burbank Unified School District**, a local education agency ("District"). Consultant's authority to communicate shall remain in effect during the term of the "E-Rate Services" consulting contract.

Consultant and District determines it is necessary to prepare documentation, forms and applications regarding the Federal Communications Commission ("FCC") E-Rate program.

District grants to Consultant the authority to investigate and communicate, in any form, with any telecommunication company, service provider, the FCC or the Schools and Libraries Division with regard to the E-Rate Program on District's behalf. Consultant acknowledges that nothing contained herein shall constitute a principal and agent relationship or be construed to evidence the intention of the District to constitute such. The District represents and warrants that the officer executing this Agreement has been duly authorized.

The term of this assignment is from the date of final execution (above) until June 30, 2028. When executed, this agreement is authorization for all employees of Consultant to communicate on behalf of the District in performance of the duties outlined herein.

Burbank Unified School District

Name: _____

Print Name: _____

Title: _____