BURBANK UNIFIED SCHOOL DISTRICT BOARD OF EDUCATION
REGULAR MEETING

Thursday, June 17, 2021

6:00 p.m. - Closed Session - Will be held in-person at the District Office
7:00 p.m. - Public Session - Will be held virtually

Virtual Meeting - Burbank, California

AGENDA

The entire agenda packet is available for review online at www.burbankusd.org/boemeetings; at the District Office Building, Superintendent's Office, 1900 W. Olive Ave., Burbank, 91506; and at the Reference Desk in all Burbank City Libraries at: 110 N. Glenoaks, Burbank, 91502; 300 N. Buena Vista, Burbank, 91505; and 3323 W. Victory Blvd., Burbank, 91505.

1. CALL TO ORDER

1.a NOTICE TO THE PUBLIC

NOTICE IS HEREBY GIVEN that the Closed Session will be held in-person in the District Office Teacher Resource Room, to discuss matters on the Closed Session agenda, at 6:00 p.m. The Open Session (7:00 p.m.) will be held virtually pursuant to Executive Order N-29-20 issued by California Governor Gavin Newsom, which suspends certain requirements of the Ralph M. Brown Act. Balancing the health risks associated with the Coronavirus (COVID-19), while appreciating the public's right to conduct the people's business in a transparent and open manner. In the interest of public health and safety, senior staff and the public will join the Open Session at 7:00 p.m. and attend the meeting virtually until social distancing directives have been lifted. The public can stream the meeting at www.burbankusd.org/boemeetings.

To allow translation in Spanish, Armenian, and ASL, the District will be using a Zoom Webinar platform until meetings can resume in person. If you require Spanish, Armenian, or ASL translation of the meeting, please email kimberleyclark@burbankusd.org prior to 3:00 p.m. the day before the meeting to receive a registration link.

Any individual or group representative may address the Board of Education on any agenda item or subject within its jurisdiction.

Listed below are the instructions for public comment during Board of Education meetings:

1. Public Speakers please email Kimberley Clark at kimberleyclark@burbankusd.org no later than 3:00 p.m. the day before the meeting stating your full name.

2. Speakers are asked to log into the Board meeting virtually through the Zoom invitation no later than 6.30 p.m. The meeting will open at 6:30 p.m. and will be locked at 7:00 promptly. Please note that only those individuals who have emailed Kimberley Clark prior to 3:00 p.m. the day before the meeting will be allowed to enter the Zoom webinar. Upon receipt of an email request, the Zoom meeting login details will be emailed to each individual speaker. (Speakers should rename their Zoom profile to indicate their real name to expedite this process.)

3. Speakers are asked to leave their mics muted and their video inactive until it is their turn to speak. When it is time for a speaker to address the Board, the speaker's name will be called and the speaker should activate his or her mic and video (video is optional at the speaker's discretion). Speakers must be present in the Zoom webinar when their name is called in order to address the Board. Speakers are also requested to state their name prior to addressing the Board. After a speaker completes their public comment, or if the five-minute (5) time limit has been reached, the speaker will be removed from the meeting. Public speakers may stream the meeting at www.burbankusd.org/boemeetings. Public Speakers who choose to stream the meeting live are asked to please turn down the volume while they are speaking to avoid feedback.

Please note that Public Comments will no longer be accepted via email or voicemail. If you have questions or need assistance regarding the process, please email Kimberley Clark at kimberleyclark@burbankusd.org

2. REQUESTS TO ADDRESS THE BOARD

2.a Public Communications

An individual or group representative may address the Board of Education on any agenda item or subject within its jurisdiction. In order to facilitate public participation at Board meetings while adhering to proper social distancing guidelines, the Board of Education will accept public communications virtually through a Zoom invitation no later than 3:00 p.m. on June 16, 2021. The meeting will be locked at 7:00 p.m. promptly on June 17. Please note that only those individuals who have emailed Kimberley Clark prior to 3:00 p.m., Wednesday, June 16, will be allowed to enter the Zoom meeting (please see the Notice to Public in the agenda, item 1a to see the instructions regarding Public Comment via a Zoom invitation). The meeting will be streamed by visiting the District's website Board of Education page at https://www.burbankusd.org/boemeetings.

2.b Staff Responses

2.c Board Members' Comments and Responses

3. CLOSED SESSION

The Board will meet in Closed Session for the purpose of the following:

3.a Conference with Labor Negotiator, Pursuant to Government Code §54957.6
Agency Negotiator: Sarah Niemann
Employee Organization: Burbank Teachers Association (BTA)

3.b Conference with Labor Negotiator, Pursuant to Government Code §54957.6
Agency Negotiator: Sarah Niemann
Employee Organization: California School Employees Association (CSEA) Chapter 674

3.c Public Employee Discipline/Dismissal/Release Pursuant to Government Code §54957

3.d Public Employee Performance Evaluation Pursuant to Government Code §54957
Title: Superintendent of Schools

4. RECONVENE IN PUBLIC SESSION/PLEDGE OF ALLEGIANCE
When the Board of Education reconvenes in Public Session, the Board may make any required disclosures regarding actions taken in Closed Session or adopt any appropriate resolutions concerning these matters.

5. REPORTING ON CLOSED SESSION

6. ADJUSTMENTS TO THE AGENDA
The Board President will announce any requests for adjustments to the meeting agenda.

7. ITEMS FOR FUTURE AGENDAS

8. REQUESTS TO ADDRESS THE BOARD

8.a Public Communications
An individual or group representative may address the Board of Education on any agenda item or subject within its jurisdiction. In order to facilitate public participation at Board meetings while adhering to proper social distancing guidelines, the Board of Education will accept public communications virtually through a Zoom invitation no later than 3:00 p.m. on June 16, 2021. The meeting will be locked at 7:00 p.m. promptly on June 17. Please note that only those individuals who have emailed Kimberley Clark prior to 3:00 p.m., Wednesday, June 16, will be allowed to enter the Zoom meeting (please see the Notice to Public in the agenda, item 1a to see the instructions regarding Public Comment via a Zoom invitation). The meeting will be streamed by visiting the District's website Board of Education page at https://www.burbankusd.org/boemeetings.

8.b Staff Responses

8.c Board Members' Comments and Responses

9. REPORTS TO THE BOARD

9.a Superintendent's Comments
Matt Hill, Superintendent, will comment on items of interest to the Board of Education and community.

9.b Report on Alternative Schedule for Burbank Community Day School
John Paramo, Assistant Superintendent, Educational Services, will report on the alternative schedule for Burbank Community Day School, as presented.

Alternative Schedule for CDS 6 17 21.pdf

9.c Report on Facilities and Technology Projects
Debbie Kukta, Assistant Superintendent, Administrative Services, will report on Facilities and Technology Projects, as listed on the Consent Agenda, as presented.

Facilities and Technology PowerPoint_6_17_21.pdf

10. PUBLIC HEARING - Approximately 7:30 p.m.

10.a Public Hearing on the 2021-2022 Local Control and Accountability Plan (LCAP) and Budget
The Board of Education will conduct a public hearing to receive input from any interested parties on the District's 2021-2022 Local Control and Accountability Plan (LCAP) and Budget which has been made available for public review prior to the Board meeting per Education Code Section 42103 and 52062, as presented.

Proposed Budget LCAP 2021-22 Public Hearing.pdf

10.b First Reading of the 2021-2022 Burbank Unified School District Local Control Funding Formula (LCFF) and Local Control and Accountability Plan (LCAP)
Peter Knapik, Director, Elementary Education, will report on the 2021-2022 Burbank Unified School District's Local Control and Accountability Plan (LCAP), as presented.

Note: Due to the size of this document, the 2021-2022 Burbank Unified School District's Local Control and Accountability Plan (LCAP) will not be duplicated for distribution. However, copies are available for review in the Instructional Services Department, or by contacting Peter Knapik at (818) 729-4482 or by email at peterknapik@burbankusd.org.

First Reading_LCAP 061721.pdf

10.c First Reading of the District's 2021-2022 Proposed Budget
Debbie Kukta, Assistant Superintendent, Administrative Services, will report on the first reading District's 2021-2022 Proposed Budget, as presented.

Proposed Budget 2021-22 First Reading Public Hearing & PPT.pdf

10.d Report on Excess Reserves
Debbie Kukta, Assistant Superintendent, Administrative Services, will report on the Ending Fund Balance in Excess of reserve for economic uncertainties (REU), as presented.

Excess Reserves - Ending Fund Balance.pdf

10.e Report on the Education Protection Account (EPA) 2021-2022
Debbie Kukta, Assistant Superintendent, Administrative Services, will report on the Education Protection Account (EPA) 2021-2022, as presented.

EPA Report 2021-22.pdf

11. NEW AND/OR UNFINISHED BUSINESS

11.a Adoption of Resolution 47 Regarding the Education Protection Account (EPA) 2021-2022
Debbie Kukta, Assistant Superintendent, Administrative Services, recommends that the Board of Education adopt Resolution 47 Regarding the Education Protection Account (EPA) 2021-2022 for the portion of the state aid (Local Control Funding Formula (LCFF) Funds) identified as the EPA, which is 15% of the Districts total state funding, and proposes the funds be spent on the current costs of certificated teacher salaries and benefits, as presented.

Resolution 47 - EPA 2021-22.pdf

11.b Second Reading and Approval of BUSD District-Wide Goals for 2021-2022
Matt Hill, Superintendent, will facilitate a second reading and recommends that the Board of Education approve the BUSD District-Wide Goals for 2021-2022, as presented

Second Reading of District Wide Goals_2021-2022_061721.pdf

11.c Report on the Recommendations to the Board of Education from the District English Learner Advisory Committee and First Reading of the English Leaner Master Plan
Peter Knapik, Director, Elementary Education, in collaboration with Jennifer Goldenberg, TOSA, Coordinator of English Learner Services, will report on the Recommendations to the Board of Education from the District English Learner Advisory Committee and the first reading of the proposed English Learner Master Plan, as presented.

EL Master Plan_2021-2024 061721.pdf

11.d Approval of Status of Local Indicators
Sharon Cuseo, Assistant Superintendent, Instructional Services, recommends that the Board of Education approve the Status of Local Indicators as “Met”.

Approval of Status of Local Indicators with Indicators and PPT.pdf

11.e Approval of Renewal to the Employee Contracts for the Assistant Superintendent of Instructional Services, Assistant Superintendent of Educational Services, Assistant Superintendent of Human Resources, and Assistant Superintendent of Administrative Services
Matt Hill, Superintendent, recommends that the Board of Education approve the renewal of the employee contracts for the Assistant Superintendent of Instructional Services, Assistant Superintendent of Educational Services, Assistant Superintendent of Human Resources, and Assistant Superintendent of Administrative Services effective July 1, 2021 through June 30,

2024, as presented.

Contracted Employees Amended.pdf

11.f Approval of School Site and Department Software Licenses and Memberships for 2021 - 2022
Debbie Kukta, Assistant Superintendent, Administrative Services, recommends that the Board of Education approve the District Software Licenses and Memberships for the 2021-2022 school year, as presented.

School Site and Department Software Licenses and Memberships_2021-2022_061721.pdf

11.g Acceptance of Gifts
Matt Hill, Superintendent, recommends that the Board of Education take formal action accepting the following gifts to the District, and that the Board President convey appreciation to the donors, as presented.

Gift Report_061721.pdf

12. CONSENT AGENDA
All items on the Consent Agenda are considered by the Superintendent to be of a routine nature and are acted on with one motion. Any recommendation may be removed from the Consent Agenda at the request of any Board member and acted on separately.

12.a Approval of Minutes
Matt Hill, Superintendent, recommends that the Board of Education approve the minutes of the Regular Meeting of June 3, 2021, as presented.

Minutes.06.03.21.pdf

12.b Approval of Personnel Report Number 20-21-20
Sarah Niemann, Assistant Superintendent, Human Resources Services, recommends that the Board of Education approve Personnel Report number 20-21-20, covering Certificated and Classified personnel, and consisting of Pages 1 to 10 inclusive, as presented.

Personnel Report.pdf

12.c 2020-2021 Purchase Order Report
Debbie Kukta, Assistant Superintendent, Administrative Services, recommends that the Board of Education approve Purchase Orders for 2020-2021 as listed through May 17, 2021, as presented.

2020-2021 Purchase Order Report.pdf

12.d Approval of Warrants
Debbie Kukta, Assistant Superintendent, Administrative Services, recommends that the Board of Education approve payroll warrants in the total amount of $7,681,056.29 commercial warrants in the total amount of $2,011,988.28, as presented.

Warrants.pdf

12.e Ratification of 2021-2022 Carl D. Perkins Career and Technical Education Grant Application

Sharon Cuseo, Assistant Superintendent, Instructional Services, recommends that the Board of Education ratify the application for the Carl D. Perkins Career and Technical Education Grant for the 2021-2022 school year, effective June 4, 2021 and that authority to sign the application be exercised pursuant to BUSD – AR 3314, as presented.

Perkins.pdf

12.f Approval of Renewal of Bertrand's Music Contract (RFP : ID# 1819-009), Band and Orchestral Instruments (Music is Instrumental Funds)
Sharon Cuseo, Assistant Superintendent, Instructional Services, recommends that the Board of Education renew the awarded contract between the Burbank Unified School District and Bertrand's Music (RFP: ID# 1819-009), to provide new and replacement instruments for secondary instrumental instruction programs, effective June 18, 2021 through June 30, 2022, with an option to extend for additional years as needed, and that the authority to sign the agreement be exercised pursuant to BUSD-AR 3314, as presented.

Approval Bertrand's Renewal with RFP.pdf

12.g Approval of Professional Services Agreement with Smartetools, Inc.
Debbie Kukta, Assistant Superintendent, Administrative Services, recommends that the Board of Education approve an agreement between Burbank Unified School District and Smartetools, Inc., for financial management software system products and services, not to exceed $60,900 annually (01.0-00000-0-00000-7700-5800-000-0000) effective July 1, 2021 through June 30, 2026 and that authority to sign the agreement be exercised pursuant to BUSD—AR 3314, as presented.

Smaretools Agreement.pdf

12.h Approval of Agreement for Professional Services (Special Education)
Tamara Schiern, Director, Special Education and Psychological Services, recommends that the Board of Education approve an agreement between the Burbank Unified School District and Kids Physical Therapy, Inc., to provide physical therapy for Burbank special education students from July 1, 2021 through June 30, 2022, and that authority to sign the agreement be exercised pursuant to BUSD-AR 3314, as presented.

SPED Kids Physical Therapy.pdf

12.i Approval of Agreement for Professional Services (Special Education)
Tamara Schiern, Director, Special Education and Psychological Services, recommends that the Board of Education approve an agreement between the Burbank Unified School District and Language Resources of America, LRA Interpreters, Inc., to provide interpreting and translation services for Burbank special education students, not to exceed $80,000 (01.0-65000.0-57602-11900-5850-7440000), effective July 1, 2021 through June 30, 2022, and that authority to sign the agreement be exercised pursuant to BUSD-AR 3314, as presented.

SPED Language Resources of America.pdf

12.j Approval of Agreement for Professional Services (Special Education)
Tamara Schiern, Director, Special Education and Psychological Services, recommends that the Board of Education approve an agreement between the Burbank Unified School District and

West Shield Adolescent Services, to escort and transport special education students to out of state residential facilities, not to exceed $10,000 (01.0-07240.0-50010-36000-5812-7440000), effective July 1, 2021 through June 30, 2022, and that authority to sign the agreement be exercised pursuant to BUSD-AR 3314, as presented.

SPED West Shield.pdf

12.k Approval of Agreement for Professional Services (Special Education)
Tamara Schiern, Director, Special Education and Psychological Services, recommends that the Board of Education approve an agreement between the Burbank Unified School District and Debra Rondeau, to provide services and assessments for students with orthopedic impairments, not to exceed $7,000 (01.0-65000.0-57602-11900-5850-7440000), effective July 1, 2021 through June 30, 2022, and that authority to sign the agreement be exercised pursuant to BUSD-AR 3314, as presented.

SPED Debra Rondeau.pdf

12.l Approval of Agreement for Professional Services (Special Education)
Tamara Schiern, Director, Special Education and Psychological Services, recommends that the Board of Education approve the agreement between the Burbank Unified School District and Dr. Al Melaragno to provide authorized signatures for occupational therapy medical logs, as authorized by Education Code Section 17596, effective July 1, 2021 through June 30, 2022, not to exceed $525 (01.0-56400.0-57500-31400-5880-7448000), and that authority to sign the agreement be exercised pursuant to BUSD – AR 3314, as presented.

SPED Dr. Al Melaragno.pdf

12.m Approval of Reimbursement to Parent for Transportation (Special Education)
Tamara Schiern, Director, Special Education and Psychological Services, recommends that the Board of Education, approve mileage reimbursement to the parents of Special Education Student 960004298 to transport student from home to the Non Public School (NPS), per IEP, not to exceed $7,815, effective July 1, 2021 through June 30, 2022, (01.0-65000.0-50010-36000-5813-7440000), and that authority to sign the agreement be exercised pursuant to BUSD-AR 3314, as presented.

SPED Student 96004298_Parent Reimbursement.docx.pdf

12.n Approval of Agreement for Professional Services (Special Education)
Tamara Schiern, Director, Special Education and Psychological Services, recommends that the Board of Education approve the agreement between Burbank Unified School District (BUSD) and San Joaquin County Office of Education (SJCOE), to provide professional services, effective July 1, 2021 through June 30, 2022, not to exceed $3,408 (01.0-65000.0-50010-27000-5632-744-1000), and that authority to sign the agreement be exercised pursuant to BUSD- AR 3314, as presented.

SPED San Joaquin County Office of Education (SJCOE).pdf

12.o Approval of Agreement for Professional Services (Special Education)
Tamara Schiern, Director, Special Education and Psychological Services, recommends that the Board of Education approve an agreement between Burbank Unified School District and

Paradigm Healthcare, to provide Medi-Cal Local Education Agencies (LEA) billing options services for the 2021-2022 fiscal year(s), with the understanding that it will automatically renew for an additional period of twenty-four (24) months unless the District or Paradigm Healthcare provides written notice of cancellation ninety (90) days prior to the renewal date, not to exceed $60,000 ($16,666.67 Special Ed) 01.0-56400.0-50010-27000-5850-7448000, ($8,333.33 Student Services) 01.0-56400.0-50000-27000-5850-7728000, effective July 1, 2021 through June 30, 2024, and that authority to sign the agreement be exercised pursuant to BUSD – AR 3314, as presented.

SPED Paradigm Healthcare.pdf

12.p Ratification of Agreement for Professional Services (Special Education)
Tamara Schiem, Director, Special Education and Psychological Services, recommends that the Board of Education ratify an agreement between the Burbank Unified School District and Protocol Agency, Inc., to provide a Licensed Vocational Nurse (LVN), not to exceed $63,236.16 (01.0-65000.0-57602-11900-5850-744000) for Special Education student 960031340 June 7,
2021 through May 26, 2022, and that authority to sign the agreement be exercised pursuant to BUSD-AR 3314, as presented.

SPED Student 960031340_Protocol Agency.pdf

12.q Approval of Reimbursement to Parent for Transportation (Special Education)
Tamara Schiern, Director, Special Education and Psychological Services, recommends that the Board of Education, approve mileage reimbursement to the parents of Special Education Student 960001537 to transport student from home to the Non Public School (NPS), per IEP, not to exceed $1,900, effective July 1, 2021 through June 30, 2022, (01.0-65000.0-50010-36000-5813-7440000), and that authority to sign the agreement be exercised pursuant to BUSD-AR 3314, as presented.

SPED Student 960001537_Parent Reimbursement.docx (1).pdf

12.r Ratification of Agreement for Professional Services (Special Education)
Tamara Schiern, Director, Special Education and Psychological Services, recommends that the Board of Education ratify an agreement between the Burbank Unified School District and Deborah E. Neuhoff, to provide an Assistive Technology Assessment and attend an IEP meeting for Special Education Student 960002485, not to exceed $3,500 (01.0-65000.0-57602-11900-5850-7440000), effective February 1, 2021 through December 30, 2021, and that authority to sign the agreement be exercised pursuant to BUSD-AR 3314, as presented.

Note: The original approval date was February 6, 2020. There was an amendment and approval on July 16, 2021. Due to COVID and school closures the assessor was unable to complete the assessment by the original end date of December 30, 2020. Fiscal Services closed the purchase order.

SPED Student 960002485_Deborah Neuhoff.pdf

12.s Authorization of Salary Rates for Certificated, Classified and Other Unrepresented Employees for the Fiscal Year 2021-2022

Sarah Niemann, Assistant Superintendent, Human Resources, recommends that the Board of Education authorize the Superintendent to notify the Los Angeles County Superintendent of Schools that, as a result of financial uncertainties, negotiations, legislation, and other factors, the Board of Education declares that all management, including Superintendent, all Assistant Superintendents, confidential and other unrepresented employees' salaries are declared indefinite for 2021-2022.

Note: This consent item is an annual routine action required by the Board of Education.

12.t Approval of Agreement for Professional Services

Sarah Niemann, Assistant Superintendent, Human Resources Services recommends that the Board of Education approve the Agreement between the Burbank Unified School District and Vic Pallos, to provide assistance with the preparation of the District's Teacher of the Year, not to exceed $3,000 (01.0-00000.0-72000-5850-7551000), effective June 18, 2021 through August 31, 2021 and that authority to sign the agreement be exercised pursuant to BUSD – AR 3314, as presented.

Agreement - Pallos.pdf

12.u Approval of Agreement for Professional Services

Sarah Niemann, Assistant Superintendent, Human Resources Services, recommends that the Board of Education approve the Agreement between the Burbank Unified School District and Shaw HR Consulting, Inc., to perform services related to the District's disability management program, not to exceed $35,000 (01.0-90335.0-00000-27000-5880-7558000) effective July 1, 2021 through June 30, 2022 and that authority to sign the agreement be exercised pursuant to BUSD – AR 3314, as presented.

Agreement-Shaw.pdf

12.v Approval of Agreement for Professional Services

Sarah Niemann, Assistant Superintendent, Human Resources Services, recommends that the Board of Education approve the Agreement for Professional Services of Independent Contractor between the Burbank Unified School District and Providence Health System – Southern California (DBA Providence Saint Joseph Medical Center) to cover the periods of July 1, 2021 through June 30, 2022 and that authority to sign the Agreement for Professional Services be exercised pursuant to BUSD – AR 3314, as presented.

Agreement - SJOHC.pdf

12.w Approval of Professional Agreement with Project Wayfinder Inc.

Debbie Kukta, Assistant Superintendent, Administrative Services, recommends that the Board of Education approve the agreement between Burbank Unified School District and Project Wayfinder, Inc. for social-emotional curriculum, effective July 1, 2021 through June 30, 2024, not to exceed $78,500 (01.0-74250.0-11100-10000-5840-7429000) COVID Funds and (01.0-00000.0-11100-10000-4210-4311000) General Fund Discretionary, and that authority to sign the agreement be exercised pursuant to BUSD—AR 3314, as presented.

Project Wayfinder - BHS.pdf

12.x Approval of Additive Change No.1, H&S Electric Inc., Electrical & Low Voltage, Two-Story Modular Building Project, Walt Disney Elementary School (Bond Fund)
Debbie Kukta, Assistant Superintendent, Administrative Services, recommends that the Board of Education approve an additive change order to the agreement between Burbank Unified School District and H&S Electric Inc. for Electrical & Low Voltage for the Two-Story Modular Building Project at Walt Disney Elementary School, not to exceed $277,197 (21.3-00000-0-91008-85000-6230-201-0000) Bond Fund, and that authority to sign the agreement be exercised pursuant to BUSD – AR3314, as presented.

Note: The additional amount of $13,392, increases the total not to exceed amount to $277,197, to allow for the removal of the existing power and low voltage lines from the perimeter of the building and install temporary overhead power and low voltage lines to existing buildings that was not included in the initial scope.

CO1_H_S_Electric_Disney_Bond.pdf

12.y Approval of Agreement for Professional Services with CSM Consulting, Inc, E-Rate Consultant (Special Reserve Fund)
Debbie Kukta, Assistant Superintendent, Administrative Services, recommends that the Board of Education approve the agreement between Burbank Unified School District and CSM Consulting, Inc., to provide E-Rate funding consultation services, not to exceed $25,000 (Special Reserve Fund) (40.0-00000.0-00000-81000-5850-7500000), effective July 1, 2020 through June 30, 2021, and that authority to sign the agreement be exercised pursuant to BUSD—AR 3314, as presented.

Approval_Renewal Agreement_CSM E-Rate_061721.pdf

12.z Approval of Amended Agreement for Professional Services with CSM Consulting, Inc, E-Rate Consultant for Additional Compliance Services (Special Reserve Fund)
Debbie Kukta, Assistant Superintendent, Administrative Services, recommends that the Board of Education approve the amended agreement between Burbank Unified School District and CSM Consulting, Inc., for additional compliance services, not to exceed $53,500 (Special Reserve Fund) (40.0-00000.0-00000-81000-5850-7500000), effective July 1, 2021, and that authority to sign the agreement be exercised pursuant to BUSD—AR 3314, as presented.

Note: The original contract with CSM is not to exceed $33,500 on the June 17, 2021 Board of Education meeting. This amendment for $20,000 increases the total not to exceed amount to $53,500 for the new ECF program and additional compliance services.

Amended_ Agreement_CSM E-Rate Consultant_06172021 (002).pdf

12.aa Acceptance of Notice of Completion, Sportsfield Specialties, Installation of Baseball Netting, Burbank and John Burroughs High School (Capital Outlay)
Debbie Kukta, Assistant Superintendent, Administrative Services, recommends that the Board of Education accept the following as completed: Installation of Baseball Netting at Burbank and John Burroughs High Schools, not to exceed $87,792 (40.0-90329-0-00000-85000-6170-431-000 BHS, 40.0-90329-0-00000-85000-6170-432-0000 JBHS) Capital Outlay, and that authority to sign the agreement be exercised pursuant to BUSD

– AR3314, as presented.

NOC_Sportsfield Specialists_Baseball Netting_BHS & JBHS.pdf

12.ab Approval of Instructional Consultant Services

Sharon Cuseo, Assistant Superintendent, Instructional Services, recommends that the Board of Education approve the instructional consultant services for the purpose of on-site student learning support and staff development, and that authority to sign the agreements be exercised pursuant to BUSD-AR 3314, as presented.

Approval of Instructional Consultants with Backup.pdf

13. ADJOURNMENT

Burbank Unified School District
Instructional Services

REPORT TO THE BOARD

TO:	Members of the Board of Education
FROM :	John M. Paramo, Assistant Superintendent, Educational Services
PREPARED BY:	John M. Paramo, Assistant Superintendent, Educational Services
SUBMITTED BY:	Laura Erisman, Administrative Assistant
DATE:	June 17, 2021
SUBJECT:	Report on Alternative Schedule for Burbank Community Day School

---

Background:

Burbank Community Day School's focus is to provide students with the skills they need to return to, and thrive at a comprehensive high school, and just be productive members of society by teaching them to RISE up. The goal for all of our high school students is to graduate on time, and complete all graduation course requirements with a "C" or above grade which has led the school to review scheduling practices and search for schedule models that are better able to meet the needs of our students and teachers academically and social emotionally.

During the pandemic, the Burbank Community Day Schooled learned a lot about the character of the students they serve and their special needs. The proposed schedule change during the pandemic from 20-week semesters to 10-week quarters and from six 60 minute classes to three 80-minute classes proved to be very beneficial for the majority of our students and their academic progress. With three fewer classes, students had more time to concentrate on completing school work and thoroughly learning their subjects. Each class is currently 80 minutes, giving the teachers time to dive deeply into the important concepts and really help the students master them.

District Wide Goals for 2020-2021:

1. Improve learning and achievement for targeted subgroups of students.

Discussion and Issues:

The proposed schedule exceeds California Department of Education's 360 daily instructional minutes while allowing the school to bank time to have a late start once a week giving teachers time to collaborate. The school schedule would consist of three 108-minute classes for 10-week quarters and one additional 40-minute PBIS/Credit recovery class.

Most students who transfer to BCDS are usually credit deficient or they transfer mid semester receiving partial to no credit from the home school. The scenario sets up the student at a disadvantage because they are placed in a new school that they need to familiarize in the middle of a 20-week semester. Having new classes every 10 weeks would dramatically increase a student's opportunity to begin and finish a class

every 10 weeks. This would allow transfers the opportunity to start on equal ground with our other students.

The first period PBIS class would help address student's social emotional challenges, as well as assimilate them into our program. All new BCDS students, middle school students, 9th graders and expelled students would be required to take two 10-week classes of this course. All other students would be assigned a credit recovery course either through APEX platform or Cyber High platform for our SPED students.

The proposed schedule would meet our student's academic needs by giving them more time to concentrate on only 3 courses as opposed to 6 courses. The credit recovery component would help our students catch up on credits which would allow them to transfer to MHS or their home school in the future with an opportunity to graduate on time. The PBIS class would help meet some of the social emotional needs of our students as well as giving them tools to become productive members of society. The once a week late start would give our teachers time to collaborate with each other to better utilize the curriculum o meet the needs of our At-promise students.

Fiscal Impact:

None.

Recommendation:

John Paramo, Assistant Superintendent, Educational Services, will report on the alternative schedule for Burbank Community Day School, as presented.

Facilities/Technology Board of Education Agenda Items

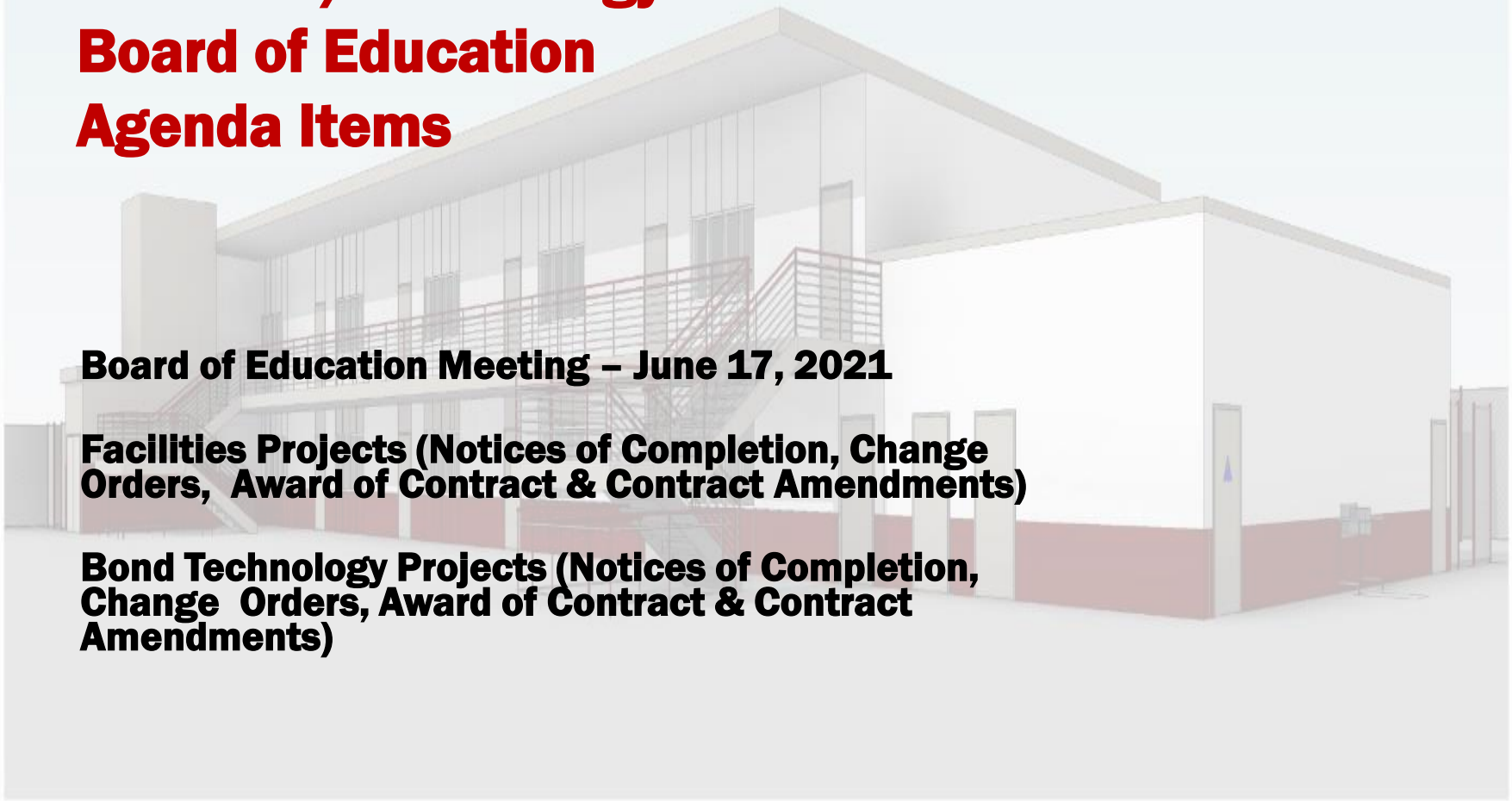

Board of Education Meeting – June 17, 2021

Facilities Projects (Notices of Completion, Change Orders, Award of Contract & Contract Amendments)

Bond Technology Projects (Notices of Completion, Change Orders, Award of Contract & Contract Amendments)

NEW CLASSROOM BUILDING
WALT DISNEY ELEMENTARY SCHOOL

Approval of Additive Change No. 1 - Facilities

12.x
Location – Walt Disney Elementary School
Project – Electrical and Low Voltage, Two-Story Modular Building Project
Contractor – H&S Electric Inc.
Contract Amount – Not To Exceed $277,197 (Bond Fund)

The increased amount of $13,392, bringing the total not to exceed amount to $277,197, is due to the need to remove the existing power and low voltage lines from the perimeter of the building and install temporary overhead power and low voltage lines to existing buildings that was not included in the initial scope.

Burbank Unified School District
Administrative Services

REPORT TO THE BOARD

TO:	Members of the Board of Education
FROM:	Debbie Kukta, Assistant Superintendent, Administrative Services
PREPARED BY:	Ruthie DiFonzo, Senior Administrative Assistant
SUBMITTED BY:	Ruthie DiFonzo, Senior Administrative Assistant
DATE:	June 17, 2021
SUBJECT:	Public Hearing on the 2021-2022 Local Control and Accountability Plan (LCAP) and Budget

---

Background:

The Burbank Unified School District must prepare an annual budget for the fiscal year July 1 through June 30 which must be reviewed and approved and submitted to LA County Office of Education on or before July 1 of the fiscal year (LACOE has always asked for it by June 30). This budget is based upon assumptions regarding projected enrollment and state and federal funding among other factors. Once adopted by the Board of Education, the adopted budget is submitted to the County Office of Education for review and approval before forwarding to the State Department of Education.

Discussion/Issues:

The Board of Education will conduct a public hearing on the 2021-2022 Budget of the District for the year ending June 30, 2021 at the June 17, 2021 Board meeting, prior to Final Adoption on June 23 as required by Education Code Section 42103 and 52062.

Fiscal Impact:

There is no fiscal impact in adopting the budget. However, not having a budget adopted by the statutory time lines would lead to the County withholding funding until it is received, including payroll.

Recommendation:

The Board of Education will conduct a public hearing to receive input from any interested parties on the District's 2021-2022 Local Control and Accountability Plan (LCAP) and Budget which has been made available for public review prior to the Board meeting per Education Code Section 42103 and 52062, as presented.

Burbank Unified School District
Instructional Services

REPORT TO THE BOARD

TO:	Members of the Board of Education
FROM:	Peter Knapik, Director, Elementary Education
PREPARED BY:	Peter Knapik, Director, Elementary Education
SUBMITTED BY:	Gabriella Platten, Administrative Secretary
DATE:	June 17, 2021
SUBJECT:	First Reading of the 2021-2022 Burbank Unified School District Local Control Funding Formula (LCFF) and Local Control and Accountability Plan (LCAP)

Background:

In 2013, the Governor of California proposed full funding flexibility for local school districts called the Local Control Funding Formula (LCFF). Prior to LCFF, California schools were funded through the Revenue Limit System. Revenue limits were created in response to a lawsuit over inequities in funding per pupil based on the relative wealth of each school district. Under revenue limits, each district had a base revenue limit, which was a set dollar amount per pupil. A district's revenue limit entitlement was its base revenue limit multiplied by the number of students attending its schools. The number of students was measured by the district's average daily attendance (ADA). The revenue limit entitlement was funded by local property taxes and state aid. A percentage of the property tax revenue generated by real property located within a district was assigned to the district; state aid made up the difference between a district's entitlement and its property tax revenue. If a district's property tax revenue exceeded its entitlement, it retained these "excess taxes." The sum of the entitlement and any excess taxes were a district's revenue limit funds.

LCFF requires school district stakeholders to develop a Local Control and Accountability Plan (LCAP) to spend the supplemental grant, concentration grant, and base grant funding. Supplemental grant funding and concentration grant can be used for targeted programs for high-need students or by running school-wide or district-wide programs that can serve additional students as well. The LCAP shall be used to provide details regarding the actions and expenditures to support pupil outcomes and overall performance pursuant to Education Codes 52060, 52062, 52066, 47605, 47605.5, and 47606.5. The LCAP must describe goals and specific actions to achieve those goals for all pupils and each subgroup defined in Education Code section 52052. The district must adopt a three-year plan and update it annually according to the data results.

The LCAP is a comprehensive planning tool. Each LCAP goal must be aligned to one or more of the eight state priorities. The eight state priorities are as follows: Student Engagement, Other Student Outcomes, Parental Involvement, Access to a Broad Curriculum, Common Core State Standards, Basic Services, School Climate, and Student Achievement. There are three sections to the LCAP and each section contains guiding questions that must be addressed, as well. The three LCAP sections are Stakeholder Engagement, Goals and Progress Indicators, and Actions, Services, and Expenditures.

District-Wide Goals for 2021-2022:

1. Students will be career/college ready via high-quality instruction
2. Students will be physically, emotionally, and mentally healthy
3. Recruit and retain highly qualified employees
4. Maintain efficient and effective operations

Discussion/Issues:
The Burbank Unified School District's LCAP draft document has been the result of several months of stakeholder input, review of performance metrics, and program data. There have been five LCAP Advisory Committee meetings throughout the school year, and progress on the Plan has been discussed at several Board of Education meetings. On May 15, 2021, the Board of Education held a Town Hall Meeting, to provide further community input, review current LCAP Base Grant and Supplemental Grant programs, and discussing programs proposed for the 2021-2022 LCAP.

On June 17, 2021, the Burbank Unified School District LCAP will be submitted for a first reading and a public hearing, as required by Education Code. The District's goal is to have the Board of Education adopt the LCAP on June 23, 2021. The BUSD LCAP will then be submitted to the Los Angeles County Office of Education for approval.

Fiscal Impact:
The fiscal impact to the district will be determined as district goals and school site goals are drafted. The fiscal impact will not exceed the amount budgeted under LCFF or the supplemental grant funding BUSD receives.

Recommendation:
Peter Knapik, Director, Elementary Education, will report on the 2021-2022 Burbank Unified School District's Local Control and Accountability Plan (LCAP), as presented.

Note: Due to the size of this document, the 2021-2022 Burbank Unified School District's Local Control and Accountability Plan (LCAP) will not be duplicated for distribution. However, copies are available for review in the Educational Services Department, or by contacting Peter Knapik at (818) 729-4482 or by email at peterknapik@burbankusd.org.

Burbank Unified School District
Administrative Services

REPORT TO THE BOARD

TO:	Members of the Board of Education
FROM:	Debbie Kukta, Assistant Superintendent, Administrative Services
PREPARED BY:	Alyssa Low, Director of Fiscal Services
SUBMITTED BY:	Ruthie DiFonzo, Senior Administrative Assistant
DATE:	June 17, 2021
SUBJECT:	First Reading of the District's 2021-2022 Proposed Budget

---

Background:

The Burbank Unified School District must prepare an annual budget for the fiscal year period beginning July 1 through June 30. It must be reviewed, approved and submitted to LA County Office of Education on or before July 1 of the fiscal year (LACOE has always asked for it by June 30). This budget is based upon a set of assumptions regarding projected enrollment and state and federal funding among other factors. Once adopted by the Board of Education, the adopted budget is submitted to the County Office of Education for review and approval before forwarding to the State Department of Education.

Discussion/Issues:

The Board of Education will conduct a public hearing on the 2021-2022 Budget of the District for the year ending June 30, 2020 at the June 18, 2020 Board meeting, prior to Final Adoption on June 25, 2020 as required by Education Code Section 42103 and 52062.

Fiscal Impact:

There is no fiscal impact in adopting the budget. However, not having a budget adopted by the statutory time lines would lead to the County office withholding funding until it is received, including payroll.

Recommendation:

Debbie Kukta, Assistant Superintendent, Administrative Services, will report on the first reading District's 2021-2022 Proposed Budget, as presented.



Office of Administrative Services
2020-21 Estimated Actuals and
2021-22 Proposed Adopted Budget

Revenue Assumptions

ADA projection is based on Education Code Section (EC§) 43502(b), which requires the California Department of Education (CDE) to use *actual attendance reported at the 2019-20 Second Principal Apportionment (P2) and Annual Apportionment reporting periods as the basis for funding for 2020-21.*[1] EC § 43502(b) allows all districts for the 2020-21 school year to be held harmless from the effects of enrollment loss due to COVID-19. The assumption for 2021-22 takes the greater of the current year or prior year P2 ADA for its LCFF calculation, which would be the 2019-2020 P2 submission since 2020-21 Fiscal Year was held harmless and able to use its 2019-20 P2 data for its apportionment calculation. This provision allows districts to review their budgets and make necessary assumptions and adjustments given declining enrollment. In fiscal year 2022-23, BUSD would no longer receive the benefit of EC§ 43502(b) and would be funded on its ADA at that time, which currently reflects a significant decline due to families moving out of Burbank and students transferring to private and home-schooling options during the pandemic. Enrollment in fiscal Year 2022-23 and 2023-24 is based on the actual current projection, with the hold harmless provision sunsetting in 2021-22. Once students resume in-person instruction in Fall 2021, we will re-evaluate the projections and present the changes during First Interim.

Projected ADA – based on 96% of Enrollment

2020-21	2021-22	2022-23	2023-24
14,708.74	14,708.74	14,078.37	14,078.37

Combined Unrestricted and Restricted Overview:

	Estimated Actuals 2020-21	Proposed Budget 2021-22	Projected Budget 2022-23	Projected Budget 2023-24
LCFF Source Revenues	$138,732,136	$145,444,297	$142,215,149	$145,671,521
Federal Revenues	34,002,975	5,857,589	5,857,589	5,857,589
Other State Revenues	31,629,162	16,066,681	15,659,041	15,975,965
Other Local Revenues	3,088,809	2,478,545	2,478,545	2,478,545
Total	**$207,453,082**	**$169,847,112**	**$166,210,324**	**$169,983,620**

The details of revenue projections are as follows using information from Governor Newsom's May Revise Budget: Local Control Funding Formula Revenue (LCFF) is comprised of State Aid, Property Taxes and EPA:

- State Aid

Grade	2021-22 Base Grant Rate per ADA COLA – 5.07%	2022-23 Base Grant Rate Per ADA COLA – 2.48%	2023-24 Base Grant Rate Per ADA COLA – 3.11%
K-3	8,934	9,156	9,440
4-6	8,214	8,418	8,680
7-8	8,458	8,668	8,938
9-12	10,057	10,306	10,626

- Property Taxes and other local revenue
    - Projected Property and other local revenue for 2021-22, 2022-23, 2023-24
        - $55,932,274
- Education Protection Account (EPA) is received quarterly in September, December, March, and June and is a component of the total LCFF entitlement. The District pays certificated salaries and related benefits, as the appropriate use of this funding, pursuant to Section 36 of Article XIII of the California Constitution.
    - EPA funding for 2021-22, 2022-23, 2023-24
        - $21,626,300
- Supplemental grants equal 20% of the adjusted base grants multiplied by the LEA's unduplicated percentage of English learners, income-eligible for free or reduced-priced meals, and foster youth pupils. Concentration grants equal to 50% of the adjusted base grant multiplied by an LEA's percentage of

[1]Phillips, Matt; García, Brianna. "Hold Harmless does not translate to flat funding" *School Services of California*, July 29, 2020

unduplicated pupils above 55%. The details of how the funds are to be spent are outlined in the Local Control Accountability Plan – LCAP. It is important to note that Burbank USD, in addition to its decline in overall enrollment, is also experiencing a decline in the percentage of English Learners, families whose income allows eligibility for free or reduced-priced meals, and foster youth pupils. This decline in projected unduplicated pupil count is as follows:

Projected 2021-22 7.71% Unduplicated	Projected 2022-23 7.43% Unduplicated	Projected 2023-24 6.75% Unduplicated
$10,326,767	$9,759,229	$9,136,617

- Lottery Projections are as follows:

Fiscal Year	2021-22*	2022-23	2023-24
ADA	14,708.74	14,078.37	14,078.37
Unrestricted @ $150 per ADA	$2,331,559	$2,111,700	$2,111,700
Restricted @ $49 per ADA	$747,100	$689,822	$689,822

2021-22 receipts have projected higher per State Controller's Office

Federal Revenue

- Due to COVID-19, Districts across the state received one-time emergency funding from Federal and state sources to help mitigate Learning Loss and address health and safety concerns such as the procurement of personal protective equipment (PPE) supplies for sanitizing and cleaning facilities. Below is a chart of the funds Burbank USD has received and the date the funds need to be spent.
- The funds can also be used for current expenditures of staff who are being utilized not only for learning loss interventions but for those who are being used for a substantially different use due to the pandemic. Subsequently, using these restricted funds in lieu of unrestricted general funds provides relief of general fund expenditures where personnel, materials, supplies, and services were charged. This relief is detailed in the expenditure changes section.

Funding Sources	Allocation	Date to be Spent
Learning Loss Mitigation Funds (LLM)		
LLM – Coronavirus Relief Fund (CRF)	$6,840,423	5/31/2020
LLM – Prop 98 General Fund	$1,181,661	6/30/2021
AB 86 – In Person Learning	$4,201,368	8/31/2022
AB 86 – Extended Learning Opportunities	$8,656,956	8/31/2022
AB 86 – Extended Learning Opportunities – Para-Professionals	$951,551	8/31/2022
LLM - Governor's Emergency Education Relief (GEER)	$909,442	9/30/2022
CARES - Elementary and Secondary Emergency Relief Fund – ESSERF I	$1,413,761	9/30/2022
CRSSA - Elementary and Secondary Emergency Relief Fund – ESSERF - II	$5,610,697	9/30/2023
ARP - Elementary and Secondary Emergency Relief Fund – ESSERF - III	$12,565,473	9/30/2024
Total	$42,331,332	

Federal funding – Below is BUSD's projected restricted general fund allocations:

	Estimated Actuals 2020-21	Proposed Adoption 2021-22	Projected 2022-23	Projected 2023-24
Title I	$2,039,746	$1,669,209	$1,669,208	$1,669,208
Title II	$333,597	$300,432	$300,432	$300,432
Title III IE	$78,779	$0	$0	$0
Title III EL	$283,862	$176,290	$176,290	$176,290
Title IV	$172,197	$127,944	$127,944	$127,944
Perkins	$74,956	$74,956	$74,956	$74,956
ESSA CSI MHS	$170,283	$0	$0	$0

Restricted Grant Funding:

- **CTIEG – Career Technical Education Incentive Grant Program – 63870.0**
  - The California Career Technical Education Incentive Grant (CTEIG) program is established as a state education, economic, and workforce development initiative to provide students in kindergarten through grade twelve, inclusive, with the knowledge and skills necessary to transition to employment and postsecondary education.
  - We apply for and receive these funds on an annual basis. Should we not receive the grant, the revenue and expenditures will be removed from the multi-year projection.
- **ASES – After School Education and Safety Grant – 60100.0**
  - Provides funds to districts that collaborate with community partners to provide safe and educationally enriching alternatives for students after school. BUSD partners with the Boys and Girls Club of Burbank and Greater East Valley who provide this service.
  - We apply for and receive an ASES allocation annually.
- **Classified School Employee Summer Assistance Grant – 74150.0**
  - The Classified School Employee Summer Assistance Program (CSESAP) provides up to a dollar for dollar match on amounts withheld from BUSD participating classified school employees' monthly paychecks. The classified employees' pay withheld and the state matching funds will be paid by the District to the District's participating and eligible employees in the summer months following the 2020-21 school year.
  - BUSD can elect to apply each year the grant is offered. 2019-20 was the first year of the program. BUSD elected to participate again, and the new grant award is shown below for 2021-22. In the multi-year projection for 2022-23 forward, this grant revenue and expense is removed since it is unknown how many employees each year will participate and what funds the District expects.
- **K12 Strong Workforce Pathways Grant – 63880.0**
  - The Strong Workforce Program is established as an education, economic, and workforce development initiative to expand the availability of high-quality, industry-valued career technical education and workforce development courses, programs, pathways, credentials, certificates, and degrees.
  - We apply for and receive these funds on an annual basis. Should we not receive the grant, the revenue and expenditures will be removed from the multi-year projection.

Program	Estimated Actuals 2020-21	Proposed Adopted 2021-22	Projected 2022-23	Projected 2023-24
CTIEG	$520,681	$500,000	$500,000	$500,000
ASES	$633,728	$603,835	$603,835	$603,835
CSEA Summer Assistance Grant	$425,545	$365,096	$-0-	$ -0-
K12 Strong Workforce Pathways	$655,410	$342,460	$342,460	$342,460

Mandated Costs Block Grant Revenue

The District, authorized by the Board of Education, continues to participate in the Mandated Block Grant offered by the state, which will reimburse by ADA rather than actual forms for each mandate. The following is a chart of assumptions used per ADA for estimated actuals, the proposed budget, and projected budgets in the multi-year projection:

Fiscal Year	Total Projected Allocation
Estimated 2020-21	$627,039
Adopted 2021-22	$627,039
Projected 2022-23	$630,227
Projected 2023-24	$649,765

Special Education AB602

The May Revision continues the Governor's January Budget proposal and increases Special Education base rates from its current $625/ADA to $650/ADA (reflecting a 4.05 percent COLA). As in the January Budget, the proposal would apportion this base funding on a three-year rolling average of LEA ADA allocated through SELPAs.

Expenditure Assumptions

The following expenditure assumptions are for Estimated Actuals 2020-21, the proposed budget 2021-22, and the multi-year projection 2022-23 and 2023-24.

Combined Unrestricted and Restricted Overview:

EXPENDITURE CATEGORIES	Estimated Actuals 2020-21	Proposed Adopted 2021-22	Projected Budget 2022-23	Projected Budget 2023-24
Certificated Salaries	$76,894,729	$75,655,537	75,482,000	76,508,732
Classified Salaries	27,439,869	30,690,953	30,879,345	31,555,475
Employee Benefits	36,156,623	41,540,729	44,097,942	44,799,760
Books & Supplies	16,450,809	5,777,398	4,294,285	4,202,297
Services/Other Operations	22,205,106	21,034,092	19,107,220	19,466,988
Capital Outlay	272,594	1,227,315	-	-
Other Outgo (excluding indirect)	3,082,466	2,996,196	3,067,196	3,138,196
Other Outgo (Transfers of Indirect Costs)	(537,153)	(571,734)	(571,734)	(571,734)
Total	$181,965,043	$178,350,486	$176,356,254	$179,099,714

Salary step and column – Each employee is hired at a specific salary range known as step and column. Employees, depending on experience & degrees held, move within that negotiated salary step and column. The amounts below are the estimated costs of step and column movement for Second Interim and the multi-year projection:

	Estimated Actuals 2020-21	Projected Adopted 2021-22	Projected 2022-23	Projected 2023-24
BTA Step Increase	$862,824	$860,993	$860,993	$860,993
CSEA Step Increase	$418,218	$386,680	$386,680	$386,680
BASA Step Increase	$126,143	$86,077	$86,077	$86,077
BTA Column	$100,000	$100,000	$100,000	$100,000

Employee Salary, Benefits, and Statutory Benefits

- Health and welfare have been calculated for Second Interim. For the multi-year projection, an increase of 2% has been projected.
- The District will continue to pay current and eligible retiree benefits up to the district cap of $12,000.
- OPEB (GASB) current year contributions were discontinued in fiscal year 2017-18; pay-as-you-go will continue until the Trust is spent down to a minimum of $3,500,000 per board approval.

The table on the next page represents the contribution obligation to statutory benefits. To provide districts with increased fiscal relief during the pandemic, the Governor's 2020-21 May Revise Budget reduced the CALPERS and

CALSTRS rates. For the 2021-22 fiscal year, that relief is in its final year. The District's multi-year projection reflects the percentages for STRS and PERS contributions returning to their previous rates in 2022-23 and forward. This results in a 3.19% rate increase in PERS and a 2.18% increase in STRS:

	Estimated Actuals 2020-21	Proposed Adopted 2021-22	Projected 2022-23	Projected 2023-24
PERS	20.70%	22.91%	26.10%	27.10%
STRS	16.15%	16.92%	19.10%	19.10%
OASDI	6.20%	6.20%	6.20%	6.20%
SUI	0.050%	1.23%	0.20%	0.20%
APPLE	3.75%	3.75%	3.75%	3.75%
MEDICARE	1.45%	1.45%	1.45%	1.45%
W/C	3.2%	2.05%	2.05%	2.05%

With the rise in unemployment, the state raised its unemployment rate from 0.05% to 1.23%. This steep increase results in an additional $1,300,000 the District is required to pay out of the general fund. In the following years, the rate is projected to decrease to .20%. To help districts afford this obligation, the state has allowed one-time ESSER funds to be utilized. BUSD will be taking advantage of this allowance and paying for the state unemployment obligation with this provision.

Consumer Price Index (CPI) is applied to unrestricted supplies (object code 4000-4999) and Services (object code 5000-5999). This includes utilities, water, electricity and gas. Below is the annual percentage:

2020-21	2021-22	2022-23	2023-24
2.14%	3.84%	2.40%	2.23%

Minimum Wage is due to increase in January 2021 and 2022. Below is the assumption representing how much it will cost for salaries and benefits. This assumption is included in Estimated Actuals and proposed budget:

2020-21 - $14	2021-22 - $15
$178,000	$220,000

Other Expenditures

- LACOE is converting their financial system PeopleSoft to BEST and have prorated the fees for the district beginning in 2017-18 of $105,670 per year.
- The 2022-23 fiscal year projection reflects the additional expenditure of $150,000 in anticipation election costs.

General Fund Contributions

Program contributions from General Fund Unrestricted to Restricted:

	Estimated Actuals 2020-21	Proposed Adopted 2020-21	Projected 2022-23	Projected 2023-24
Special Education	($19,650,194)	($21,787,567)	($24,352,141)	($26,210,924)
Routine Restricted Maintenance	(5,411,806)	(5,387,443)	(5,190,520)	(5,490,651)
District Rentals Revenue	45,044	226,479	158,790	144,590
Totals:	**($25,016,956)**	**($26,948,531)**	**($29,383,871)**	**($31,556,985)**

Transfers In/Out

This amount is a contribution from the General Fund to other funds/programs. The chart on the next page presents a breakdown of the transfers in/out from General Fund to the following programs:

	Estimated Actuals 2020-21	Proposed Adopted 2020-21	Projected 2022-23	Projected 2023-24
Fund 11 – FACTS	$ 183,782	$-0-	$-0-	$-0-
Fund 12 – Child Development Fund / Horace Mann/ ATB	1,078,695	312,201	312,201	312,201
Fund 12 – Child Development Fund /State Preschool- LCAP Supplemental	-0-	64,312	64,312	64,312
Totals:	$1,262,477	$376,513	$376,513	$376,513

Fund 11 – FACTS

- The FACTS program at the Burbank Adult School can no longer be funded out of Fund 11. The expense is now assumed within the General Fund for the Adopted and projected out years.

Fund 12 – Horace Mann

- With the closure of Horace Mann, you see a significant reduction in the contribution to Fund 12. The transfer from the General Fund to Fund 12 that remains is to support the "After the Bell" program (ATB). This valuable program has seen a decline in enrollment due to the pandemic. Once students resume in-person instruction in the Fall 2021, we will re-evaluate the projection and present the changes during First Interim.

Local Control Accountability Plan (LCAP) and Budget Overview for Parents (BOP):

On May 5, 2020, the California Department of Education (CDE) released the COVID-19 operations written report template, which was developed as a tool for districts to meet the requirements established by Governor Newsom's executive order N-56-20 called Learning Continuity and Attendance Plan (LCAP). As a condition to extend the deadline to adopt the LCAP, districts can use the template to explain to the community changes to the program offerings that were made in response to school closures to address COVID-19. This report, in lieu of the LCAP, was adopted by the Board of Education on September 3, 2020. The Budget Overview for Parents (BOP) provides a summary of what is detailed within the LCAP plan. The BOP was presented alongside the First Interim report to the Board on December 14th. The revised three-year LCAP plan will be presented in June along side the proposed 2021-22 Budget.

Operational Site Budgets

- Elementary Schools receive $53.50, Middle Schools receive $62.00, and High Schools receive $90.00 per enrolled student. The allocation is calculated on projected enrollment.

Some of the cost of personnel who are typically part of unrestricted expenditures were able to be paid from COVID one-time funds per the state and federal guidelines in Estimated Actuals 2020-21, Proposed Adopted 2021-22, and Projected 2022-23. This movement of expenditures from unrestricted to restricted provides relief to the General Fund. This relief, along with the increase in COLA projected with the Governor's May Revise, and the reductions the District has already implemented from its prior Fiscal Stabilization Plan, allow Burbank to meet its required 3% reserve for economic uncertainty in the current and following two fiscal years.

It is important to note that this relief is one-time. Once the one-time funds are expended, personnel, materials and service expenses which utilized these one-time COVID funds, return to the unrestricted general fund.

One-Time COVID Funding Overview	2020-21	2021-22	2022-23
Certificated personnel such as additional hours for staff for extended learning and stipends	$7,506,965	$7,180,882	$2,293,814
Classified personnel such as additional hours for staff for extended learning and stipends	1,341,527	989,951	94,476
Benefits for the personnel above	2,364,430	2,575,468	219,421
Books and Supplies such as additional curriculum, materials and technology to meet the Board of Education and District's goal of one to one technology, personal protective equipment, MERV-13 filters and facility supplies to repair window and ventilation	3,739,588	1,587,848	175,000
Services such as facilities HVAC, window and ventilation repairs and Special Education services for student supports and interventions due to learning loss	4,151,681	3,076,932	415,400
Capital Outlay for facilities ventilation and HVAC repairs and upgrades	61,995	948,800	-0-
Indirect	435,286	919,187	531,922
Food Services meal distribution support	964,762		
Total	**$20,566,234**	**$17,279,068**	**$3,730,033**

G = General Ledger Data; S = Supplemental Data

Form	Description	Data Supplied For: 2020-21 Estimated Actuals	2021-22 Budget
01	General Fund/County School Service Fund	GS	GS
08	Student Activity Special Revenue Fund		
09	Charter Schools Special Revenue Fund		
10	Special Education Pass-Through Fund		
11	Adult Education Fund	G	G
12	Child Development Fund	G	G
13	Cafeteria Special Revenue Fund	G	G
14	Deferred Maintenance Fund	G	G
15	Pupil Transportation Equipment Fund		
17	Special Reserve Fund for Other Than Capital Outlay Projects		
18	School Bus Emissions Reduction Fund		
19	Foundation Special Revenue Fund		
20	Special Reserve Fund for Postemployment Benefits		
21	Building Fund	G	G
25	Capital Facilities Fund	G	G
30	State School Building Lease-Purchase Fund		
35	County School Facilities Fund		
40	Special Reserve Fund for Capital Outlay Projects	G	G
49	Capital Project Fund for Blended Component Units		
51	Bond Interest and Redemption Fund	G	G
52	Debt Service Fund for Blended Component Units		
53	Tax Override Fund		
56	Debt Service Fund		
57	Foundation Permanent Fund		
61	Cafeteria Enterprise Fund		
62	Charter Schools Enterprise Fund		
63	Other Enterprise Fund		
66	Warehouse Revolving Fund		
67	Self-Insurance Fund	G	G
71	Retiree Benefit Fund	G	G
73	Foundation Private-Purpose Trust Fund		
76	Warrant/Pass-Through Fund		
95	Student Body Fund		
A	Average Daily Attendance	S	S
ASSET	Schedule of Capital Assets		
CASH	Cashflow Worksheet		S
CB	Budget Certification		S
CC	Workers' Compensation Certification		S
CEA	Current Expense Formula/Minimum Classroom Comp. - Actuals	GS	
CEB	Current Expense Formula/Minimum Classroom Comp. - Budget		GS
CHG	Change Order Form		
DEBT	Schedule of Long-Term Liabilities		
ESMOE	Every Student Succeeds Act Maintenance of Effort	G	
ICR	Indirect Cost Rate Worksheet	GS	
L	Lottery Report	G	
MYP	Multiyear Projections - General Fund		GS

G = General Ledger Data; S = Supplemental Data

Form	Description	Data Supplied For: 2020-21 Estimated Actuals	2021-22 Budget
SEA	Special Education Revenue Allocations		
SEAS	Special Education Revenue Allocations Setup (SELPA Selection)		
SIAA	Summary of Interfund Activities - Actuals	G	
SIAB	Summary of Interfund Activities - Budget		G
01CS	Criteria and Standards Review	GS	GS

ANNUAL BUDGET REPORT:
July 1, 2021 Budget Adoption

Insert "X" in applicable boxes:

[x] This budget was developed using the state-adopted Criteria and Standards. It includes the expenditures necessary to implement the Local Control and Accountability Plan (LCAP) or annual update to the LCAP that will be effective for the budget year. The budget was filed and adopted subsequent to a public hearing by the governing board of the school district pursuant to Education Code sections 33129, 42127, 52060, 52061, and 52062.

[x] If the budget includes a combined assigned and unassigned ending fund balance above the minimum recommended reserve for economic uncertainties, at its public hearing, the school district complied with the requirements of subparagraphs (B) and (C) of paragraph (2) of subdivision (a) of Education Code Section 42127.

Budget available for inspection at:

Place: Burbank Unified School District
Date: June 10, 2021

Public Hearing:

Place: District Office Board Room
Date: June 17, 2021
Time: 07:00 PM

Adoption Date: June 23, 2021

Signed: _____
Clerk/Secretary of the Governing Board
(Original signature required)

Contact person for additional information on the budget reports:

Name: Debbie Kukta
Telephone: 818-729-4473

Title: Assistant Superintendent of Admin Services
E-mail: debbiekukta@burbankusd.org

Criteria and Standards Review Summary

The following summary is automatically completed based on data provided in the Criteria and Standards Review (Form 01CS). Criteria and standards that are "Not Met," and supplemental information and additional fiscal indicators that are "Yes," may indicate areas of potential concern for fiscal solvency purposes and should be carefully reviewed.

CRITERIA AND STANDARDS			Met	Not Met
1	Average Daily Attendance	Budgeted (funded) ADA has not been overestimated by more than the standard for the prior fiscal year, or two or more of the previous three fiscal years.	X	

CRITERIA AND STANDARDS (continued)			Met	Not Met
2	Enrollment	Enrollment has not been overestimated by more than the standard for the prior fiscal year, or two or more of the previous three fiscal years.	X	
3	ADA to Enrollment	Projected second period (P-2) ADA to enrollment ratio is consistent with historical ratios for the budget and two subsequent fiscal years.		X
4	Local Control Funding Formula (LCFF) Revenue	Projected change in LCFF revenue is within the standard for the budget and two subsequent fiscal years.		X
5	Salaries and Benefits	Projected ratios of total unrestricted salaries and benefits to total unrestricted general fund expenditures are consistent with historical ratios for the budget and two subsequent fiscal years.	X	
6a	Other Revenues	Projected operating revenues (e.g., federal, other state, and other local) are within the standard for the budget and two subsequent fiscal years.		X
6b	Other Expenditures	Projected operating expenditures (e.g., books and supplies, and services and other operating) are within the standard for the budget and two subsequent fiscal years.		X
7	Ongoing and Major Maintenance Account	If applicable, required contribution to the ongoing and major maintenance account (i.e., restricted maintenance account) is included in the budget.	X	
8	Deficit Spending	Unrestricted deficit spending, if any, has not exceeded the standard for two or more of the last three fiscal years.	X	
9	Fund Balance	Unrestricted general fund beginning balance has not been overestimated by more than the standard for two or more of the last three fiscal years.	X	
10	Reserves	Projected available reserves (e.g., reserve for economic uncertainties, unassigned/unappropriated amounts) meet minimum requirements for the budget and two subsequent fiscal years.	X	

SUPPLEMENTAL INFORMATION			No	Yes
S1	Contingent Liabilities	Are there known or contingent liabilities (e.g., financial or program audits, litigation, state compliance reviews) that may impact the budget?	X	
S2	Using One-time Revenues to Fund Ongoing Expenditures	Are there ongoing general fund expenditures in excess of one percent of the total general fund expenditures that are funded with one-time resources?	X	
S3	Using Ongoing Revenues to Fund One-time Expenditures	Are there large non-recurring general fund expenditures that are funded with ongoing general fund revenues?	X	
S4	Contingent Revenues	Are any projected revenues for the budget or two subsequent fiscal years contingent on reauthorization by the local government, special legislation, or other definitive act (e.g., parcel taxes, forest reserves)?	X	
S5	Contributions	Have contributions from unrestricted to restricted resources, or transfers to or from the general fund to cover operating deficits, changed by more than the standard for the budget or two subsequent fiscal years?		X

SUPPLEMENTAL INFORMATION (continued)			No	Yes
S6	Long-term Commitments	Does the district have long-term (multiyear) commitments or debt agreements?		X
		• If yes, have annual payments for the budget or two subsequent fiscal years increased over prior year's (2020-21) annual payment?		X
S7a	Postemployment Benefits Other than Pensions	Does the district provide postemployment benefits other than pensions (OPEB)?	X	
		• If yes, are they lifetime benefits?	n/a	
		• If yes, do benefits continue beyond age 65?	n/a	
		• If yes, are benefits funded by pay-as-you-go?	n/a	
S7b	Other Self-insurance Benefits	Does the district provide other self-insurance benefits (e.g., workers' compensation)?		X
S8	Status of Labor Agreements	Are salary and benefit negotiations still open for:		
		• Certificated? (Section S8A, Line 1)		X
		• Classified? (Section S8B, Line 1)		X
		• Management/supervisor/confidential? (Section S8C, Line 1)		X
S9	Local Control and Accountability Plan (LCAP)	• Did or will the school district's governing board adopt an LCAP or an update to the LCAP effective for the budget year?		X
		• Adoption date of the LCAP or an update to the LCAP:	Jun 23, 2021	
S10	LCAP Expenditures	Does the school district's budget include the expenditures necessary to implement the LCAP or annual update to the LCAP as described in the Local Control and Accountability Plan and Annual Update Template?		X

ADDITIONAL FISCAL INDICATORS			No	Yes
A1	Negative Cash Flow	Do cash flow projections show that the district will end the budget year with a negative cash balance in the general fund?	X	
A2	Independent Position Control	Is personnel position control independent from the payroll system?		X
A3	Declining Enrollment	Is enrollment decreasing in both the prior fiscal year and budget year?		X
A4	New Charter Schools Impacting District Enrollment	Are any new charter schools operating in district boundaries that are impacting the district's enrollment, either in the prior fiscal year or budget year?	X	
A5	Salary Increases Exceed COLA	Has the district entered into a bargaining agreement where any of the budget or subsequent fiscal years of the agreement would result in salary increases that are expected to exceed the projected state funded cost-of-living adjustment?	X	

ADDITIONAL FISCAL INDICATORS (continued)			No	Yes
A6	Uncapped Health Benefits	Does the district provide uncapped (100% employer paid) health benefits for current or retired employees?	X	
A7	Independent Financial System	Is the district's financial system independent from the county office system?	X	
A8	Fiscal Distress Reports	Does the district have any reports that indicate fiscal distress? If yes, provide copies to the COE, pursuant to EC 42127.6(a).		X
A9	Change of CBO or Superintendent	Have there been personnel changes in the superintendent or chief business official (CBO) positions within the last 12 months?	X	

ANNUAL CERTIFICATION REGARDING SELF-INSURED WORKERS' COMPENSATION CLAIMS

Pursuant to EC Section 42141, if a school district, either individually or as a member of a joint powers agency, is self-insured for workers' compensation claims, the superintendent of the school district annually shall provide information to the governing board of the school district regarding the estimated accrued but unfunded cost of those claims. The governing board annually shall certify to the county superintendent of schools the amount of money, if any, that it has decided to reserve in its budget for the cost of those claims.

To the County Superintendent of Schools:

( ) Our district is self-insured for workers' compensation claims as defined in Education Code Section 42141(a):

Total liabilities actuarially determined:	$
Less: Amount of total liabilities reserved in budget:	$
Estimated accrued but unfunded liabilities:	$ 0.00

(X) This school district is self-insured for workers' compensation claims through a JPA, and offers the following information:
West San Gabriel Workers Compensation JPA

( ) This school district is not self-insured for workers' compensation claims.

Signed _____ Date of Meeting: _____
Clerk/Secretary of the Governing Board
(Original signature required)

For additional information on this certification, please contact:

Name: Debbie Kukta

Title: Assistant Superintendent Admin Services

Telephone: 818-729-4473

E-mail: debbiekukta@burbankusd.org

Description	Object Code	Estimated Actuals 2020-21			Adopted Budget 2021-22			Projected Year 2022-23			Projected Year 2023-24		
		Unrestricted	Restricted	Combined	Unrestricted	Restricted	Combined	Unrestricted	Restricted	Combined	Unrestricted	Restricted	Combined
A. Revenues													
LCFF Sources	8010-8099	138,732,136	-	138,732,136	145,444,297	-	145,444,297	142,215,149	-	142,215,149	145,671,521		145,671,521
Federal Revenue	8100-8299	-	34,002,975	34,002,975	-	5,857,589	5,857,589	-	5,857,589	5,857,589	-	5,857,589	5,857,589
Other State Revenues	8300-8599	2,958,598	28,670,564	31,629,162	2,958,598	13,108,083	16,066,681	2,741,927	12,917,114	15,659,041	2,761,465	13,214,500	15,975,965
Other Local Revenues	8600-8799	797,987	2,290,822	3,088,809	797,987	1,680,558	2,478,545	797,987	1,680,558	2,478,545	797,987	1,680,558	2,478,545
Total Revenue		**142,488,721**	**64,964,361**	**207,453,082**	**149,200,882**	**20,646,230**	**169,847,112**	**145,755,063**	**20,455,261**	**166,210,324**	**149,230,973**	**20,752,647**	**169,983,620**
B. Expenditures													-
Certificated Salaries	1000-1999	57,058,045	19,836,684	76,894,729	55,987,852	19,667,685	75,655,537	60,065,902	15,416,098	75,482,000	62,730,085	13,778,647	76,508,732
Classified Salaries	2000-2999	14,718,638	12,721,231	27,439,869	17,286,480	13,404,473	30,690,953	18,103,597	12,775,748	30,879,345	18,353,905	13,201,569	31,555,475
Employee Benefits	3000-3999	24,920,344	11,236,279	36,156,623	29,034,927	12,505,802	41,540,729	31,631,277	12,466,665	44,097,942	32,961,303	11,838,457	44,799,760
Books and Supplies	4000-4999	1,621,867	14,828,942	16,450,809	1,527,746	4,249,652	5,777,398	1,564,412	2,729,873	4,294,285	1,599,298	2,602,998	4,202,297
Services and Other Operating Expenditures	5000-5999	7,481,507	14,723,599	22,205,106	9,709,234	11,324,858	21,034,092	10,173,346	8,933,874	19,107,220	10,327,172	9,139,816	19,466,988
Capital Outlay/Depreciation	6000-6999	107,469	165,125	272,594	170,999	1,056,316	1,227,315	-	-	-	-	-	-
Other Outgo (excluding Transfers of Indirect Costs)	7100-7299, 7400-7499	1,950,020	1,132,446	3,082,466	1,867,726	1,128,470	2,996,196	1,938,726	1,128,470	3,067,196	2,009,726.00	1,128,470	3,138,196
Other Outgo - Transfers of Indirect Costs	7300-7399	(1,668,609)	1,131,456	(537,153)	(1,983,119)	1,411,385	(571,734)	(1,181,874)	610,140	(571,734)	(1,191,407.00)	619,673	(571,734)
Other Adjustments - Expenditures													-
Total Expenditures		**106,189,281**	**75,775,762**	**181,965,043**	**113,601,845**	**64,748,641**	**178,350,486**	**122,295,386**	**54,060,867**	**176,356,254**	**126,790,083**	**52,309,632**	**179,099,714**
C. Excess (Deficiency) of Revenues over Expenditures before Other Financing Sources and Uses		**36,299,440**	**(10,811,401)**	**25,488,039**	**35,599,037**	**(44,102,411)**	**(8,503,374)**	**23,459,677**	**(33,605,606)**	**(10,145,929)**	**22,440,891**	**(31,556,985)**	**(9,116,094)**
D. Other Financing Sources/Uses													-
Interfund Transfers													-
Transfers In	8900-8929							-	-	-	-	-	-
Transfers Out	7600-7629	(1,262,478)		(1,262,478)	(376,513)		(376,513)	(376,513)		(376,513)	(376,513)		(376,513)
Other Sources/Uses													-
Sources	8930-8979							-	-	-	-	-	-
Uses	7630-7699							-	-	-	-	-	-
Other Adjustments - Other Financing Uses													-
Contributions	8980-8999	(25,016,956)	25,016,956		(26,948,531)	26,948,531	-	(29,383,871)	29,383,871		(31,556,985)	31,556,985	
Total Other Financing Sources/Uses		(26,279,434)	25,016,956	(1,262,478)	(27,325,044)	26,948,531	(376,513)	(29,760,384)	29,383,871	(376,513)	(31,933,498)	31,556,985	(376,513)
E. Net Increase (Decrease) in Fund		**10,020,006**	**14,205,555**	**24,225,561**	**8,273,993**	**(17,153,880)**	**(8,879,887)**	**(6,300,707)**	**(4,221,735)**	**(10,522,442)**	**(9,492,607)**	**0**	**(9,492,607)**
F. Fund Balance, Reserves/Net Position											-		-
Beginning Fund Balance/Net Position													-
As of July 1 - Unaudited	9791	9,176,353	7,170,060	16,346,413	19,196,359	21,375,615	40,571,974	27,470,352	4,221,735	31,692,087	21,169,645	(0)	21,169,645
Audit Adjustments	9793							-	-	-	-	-	-
As of July 1- Audited													-
Other Restatements	9795							-	-	-	-	-	-
Adjusted Beginning Balance													-
Ending Balance/Net Position, June 30		**19,196,359**	**21,375,615**	**40,571,974**	**27,470,352**	**4,221,735**	**31,692,087**	**21,169,645**	**(0)**	**21,169,645**	**11,677,038**	**(0)**	**11,677,037**
Components of Ending Fund Balance													-
a) Nonspendable (Revolving Cash / Stores)	9710-9719	100,060		100,060	100,060		100,060	100,060	-	100,060	100,060	-	100,060
b) Restricted	9740			-			-	-		-	-		-
c) Committed				-			-			-			-
Stabilization Arrangements	9750			-			-	-	-	-	-	-	-
Other Commitments	9760			-			-		-	-	-	-	-
d) Assigned	9780		-	-		-	-			-			
Site Carry Over				-			-			-			
Restricted Gift Carry Over				-			-		-	-		-	
Assigned LCAP Supplemental Cumulative		3,099,521		3,099,521	2,593,999		2,593,999			-	-		-
Restricted One time State & Federal Funding			21,375,615	21,375,615		4,221,735	4,221,735			-			
CSEA Job Study		390,000		390,000	390,000		390,000	390,000	-	390,000	390,000	-	390,000
Vacation Liability		272,000		272,000	272,000		272,000	272,000	-	272,000	272,000	-	272,000
FTE Bank				-			-			-			
Fiscal Stability Assigned		4,341,126		4,341,126	13,390,673		13,390,673	9,803,619	-	9,803,619	146,404	-	146,404
e) Unassigned/Unappropriated				-			-			-			-
Reserve for Economic Uncertainties	9789	5,496,826		5,496,826	5,361,810		5,361,810	5,301,983	-	5,301,983	5,384,287		5,384,287
Board Approved Reserve	9790	5,496,826	-	5,496,826	5,361,810	-	5,361,810	5,301,983	(0)	5,301,983	5,384,287	(0)	5,384,287

Description	Resource Codes	Object Codes	2020-21 Estimated Actuals Unrestricted (A)	2020-21 Estimated Actuals Restricted (B)	2020-21 Estimated Actuals Total Fund col. A + B (C)	2021-22 Budget Unrestricted (D)	2021-22 Budget Restricted (E)	2021-22 Budget Total Fund col. D + E (F)	% Diff Column C & F
A. REVENUES									
1) LCFF Sources		8010-8099	138,732,136.00	0.00	138,732,136.00	145,444,297.00	0.00	145,444,297.00	4.8%
2) Federal Revenue		8100-8299	0.00	34,002,975.00	34,002,975.00	0.00	5,857,589.00	5,857,589.00	-82.8%
3) Other State Revenue		8300-8599	2,958,598.00	28,670,564.00	31,629,162.00	2,958,598.00	13,108,083.00	16,066,681.00	-49.2%
4) Other Local Revenue		8600-8799	797,987.00	2,290,822.00	3,088,809.00	797,987.00	1,680,558.00	2,478,545.00	-19.8%
5) TOTAL, REVENUES			142,488,721.00	64,964,361.00	207,453,082.00	149,200,882.00	20,646,230.00	169,847,112.00	-18.1%
B. EXPENDITURES									
1) Certificated Salaries		1000-1999	57,058,045.00	19,836,684.00	76,894,729.00	55,987,852.00	19,667,685.00	75,655,537.00	-1.6%
2) Classified Salaries		2000-2999	14,718,638.00	12,721,231.00	27,439,869.00	17,286,480.00	13,404,473.00	30,690,953.00	11.8%
3) Employee Benefits		3000-3999	24,920,344.00	11,236,279.00	36,156,623.00	29,034,927.00	12,505,802.00	41,540,729.00	14.9%
4) Books and Supplies		4000-4999	1,621,867.00	14,828,942.00	16,450,809.00	1,527,746.00	4,249,652.00	5,777,398.00	-64.9%
5) Services and Other Operating Expenditures		5000-5999	7,481,507.00	14,723,599.00	22,205,106.00	9,709,234.00	11,324,858.00	21,034,092.00	-5.3%
6) Capital Outlay		6000-6999	107,469.00	165,125.00	272,594.00	170,999.00	1,056,316.00	1,227,315.00	350.2%
7) Other Outgo (excluding Transfers of Indirect Costs)		7100-7299 7400-7499	1,950,020.00	1,132,446.00	3,082,466.00	1,867,726.00	1,128,470.00	2,996,196.00	-2.8%
8) Other Outgo - Transfers of Indirect Costs		7300-7399	(1,668,609.00)	1,131,456.00	(537,153.00)	(1,983,119.00)	1,411,385.00	(571,734.00)	6.4%
9) TOTAL, EXPENDITURES			106,189,281.00	75,775,762.00	181,965,043.00	113,601,845.00	64,748,641.00	178,350,486.00	-2.0%
C. EXCESS (DEFICIENCY) OF REVENUES OVER EXPENDITURES BEFORE OTHER FINANCING SOURCES AND USES (A5 - B9)			36,299,440.00	(10,811,401.00)	25,488,039.00	35,599,037.00	(44,102,411.00)	(8,503,374.00)	-133.4%
D. OTHER FINANCING SOURCES/USES									
1) Interfund Transfers									
a) Transfers In		8900-8929	0.00	0.00	0.00	0.00	0.00	0.00	0.0%
b) Transfers Out		7600-7629	1,262,478.00	0.00	1,262,478.00	376,513.00	0.00	376,513.00	-70.2%
2) Other Sources/Uses									
a) Sources		8930-8979	0.00	0.00	0.00	0.00	0.00	0.00	0.0%
b) Uses		7630-7699	0.00	0.00	0.00	0.00	0.00	0.00	0.0%
3) Contributions		8980-8999	(25,016,956.00)	25,016,956.00	0.00	(26,948,531.00)	26,948,531.00	0.00	0.0%
4) TOTAL, OTHER FINANCING SOURCES/USES			(26,279,434.00)	25,016,956.00	(1,262,478.00)	(27,325,044.00)	26,948,531.00	(376,513.00)	-70.2%

Description	Resource Codes	Object Codes	2020-21 Estimated Actuals Unrestricted (A)	2020-21 Estimated Actuals Restricted (B)	2020-21 Estimated Actuals Total Fund col. A + B (C)	2021-22 Budget Unrestricted (D)	2021-22 Budget Restricted (E)	2021-22 Budget Total Fund col. D + E (F)	% Diff Column C & F
E. NET INCREASE (DECREASE) IN FUND BALANCE (C + D4)			10,020,006.00	14,205,555.00	24,225,561.00	8,273,993.00	(17,153,880.00)	(8,879,887.00)	-136.7%
F. FUND BALANCE, RESERVES									
1) Beginning Fund Balance									
a) As of July 1 - Unaudited		9791	9,176,353.00	7,170,060.00	16,346,413.00	19,196,359.00	21,375,615.00	40,571,974.00	148.2%
b) Audit Adjustments		9793	0.00	0.00	0.00	0.00	0.00	0.00	0.0%
c) As of July 1 - Audited (F1a + F1b)			9,176,353.00	7,170,060.00	16,346,413.00	19,196,359.00	21,375,615.00	40,571,974.00	148.2%
d) Other Restatements		9795	0.00	0.00	0.00	0.00	0.00	0.00	0.0%
e) Adjusted Beginning Balance (F1c + F1d)			9,176,353.00	7,170,060.00	16,346,413.00	19,196,359.00	21,375,615.00	40,571,974.00	148.2%
2) Ending Balance, June 30 (E + F1e)			19,196,359.00	21,375,615.00	40,571,974.00	27,470,352.00	4,221,735.00	31,692,087.00	-21.9%
Components of Ending Fund Balance									
a) Nonspendable									
Revolving Cash		9711	25,060.00	0.00	25,060.00	25,060.00	0.00	25,060.00	0.0%
Stores		9712	75,000.00	0.00	75,000.00	75,000.00	0.00	75,000.00	0.0%
Prepaid Items		9713	0.00	0.00	0.00	0.00	0.00	0.00	0.0%
All Others		9719	0.00	0.00	0.00	0.00	0.00	0.00	0.0%
b) Restricted		9740	0.00	21,375,615.00	21,375,615.00	0.00	4,221,735.00	4,221,735.00	-80.2%
c) Committed									
Stabilization Arrangements		9750	0.00	0.00	0.00	0.00	0.00	0.00	0.0%
Other Commitments		9760	0.00	0.00	0.00	0.00	0.00	0.00	0.0%
d) Assigned									
Other Assignments		9780	8,102,647.00	0.00	8,102,647.00	16,646,672.00	0.00	16,646,672.00	105.4%
Assigned LCAP Supplemental Cumulati	0000	9780				*2,593,999.00*		*2,593,999.00*	
CSEA Job Study	0000	9780				*390,000.00*		*390,000.00*	
Vacation Liability	0000	9780				*272,000.00*		*272,000.00*	
Fiscal Stability Assigned	0000	9780				*13,390,673.00*		*13,390,673.00*	
Assigned LCAP Supplemental Cumulati	0000	9780	*3,099,521.00*		*3,099,521.00*				
CSEA Job Study	0000	9780	*390,000.00*		*390,000.00*				
Vacation Liability	0000	9780	*272,000.00*		*272,000.00*				
Fiscal Stability Assigned	0000	9780	*4,341,126.00*		*4,341,126.00*				
e) Unassigned/Unappropriated									
Reserve for Economic Uncertainties		9789	10,993,652.00	0.00	10,993,652.00	10,723,620.00	0.00	10,723,620.00	-2.5%
Unassigned/Unappropriated Amount		9790	0.00	0.00	0.00	0.00	0.00	0.00	0.0%

Description	Resource Codes	Object Codes	2020-21 Estimated Actuals Unrestricted (A)	2020-21 Estimated Actuals Restricted (B)	2020-21 Estimated Actuals Total Fund col. A + B (C)	2021-22 Budget Unrestricted (D)	2021-22 Budget Restricted (E)	2021-22 Budget Total Fund col. D + E (F)	% Diff Column C & F
G. ASSETS									
1) Cash									
a) in County Treasury		9110	0.00	0.00	0.00				
1) Fair Value Adjustment to Cash in County Treasury		9111	0.00	0.00	0.00				
b) in Banks		9120	0.00	0.00	0.00				
c) in Revolving Cash Account		9130	0.00	0.00	0.00				
d) with Fiscal Agent/Trustee		9135	0.00	0.00	0.00				
e) Collections Awaiting Deposit		9140	0.00	0.00	0.00				
2) Investments		9150	0.00	0.00	0.00				
3) Accounts Receivable		9200	0.00	0.00	0.00				
4) Due from Grantor Government		9290	0.00	0.00	0.00				
5) Due from Other Funds		9310	0.00	0.00	0.00				
6) Stores		9320	0.00	0.00	0.00				
7) Prepaid Expenditures		9330	0.00	0.00	0.00				
8) Other Current Assets		9340	0.00	0.00	0.00				
9) TOTAL, ASSETS			0.00	0.00	0.00				
H. DEFERRED OUTFLOWS OF RESOURCES									
1) Deferred Outflows of Resources		9490	0.00	0.00	0.00				
2) TOTAL, DEFERRED OUTFLOWS			0.00	0.00	0.00				
I. LIABILITIES									
1) Accounts Payable		9500	0.00	0.00	0.00				
2) Due to Grantor Governments		9590	0.00	0.00	0.00				
3) Due to Other Funds		9610	0.00	0.00	0.00				
4) Current Loans		9640	0.00	0.00	0.00				
5) Unearned Revenue		9650	0.00	0.00	0.00				
6) TOTAL, LIABILITIES			0.00	0.00	0.00				
J. DEFERRED INFLOWS OF RESOURCES									
1) Deferred Inflows of Resources		9690	0.00	0.00	0.00				
2) TOTAL, DEFERRED INFLOWS			0.00	0.00	0.00				
K. FUND EQUITY									
Ending Fund Balance, June 30									

Description	Resource Codes	Object Codes	2020-21 Estimated Actuals Unrestricted (A)	2020-21 Estimated Actuals Restricted (B)	2020-21 Estimated Actuals Total Fund col. A + B (C)	2021-22 Budget Unrestricted (D)	2021-22 Budget Restricted (E)	2021-22 Budget Total Fund col. D + E (F)	% Diff Column C & F
(G9 + H2) - (I6 + J2)			0.00	0.00	0.00				

Description	Resource Codes	Object Codes	2020-21 Estimated Actuals Unrestricted (A)	2020-21 Estimated Actuals Restricted (B)	2020-21 Estimated Actuals Total Fund col. A + B (C)	2021-22 Budget Unrestricted (D)	2021-22 Budget Restricted (E)	2021-22 Budget Total Fund col. D + E (F)	% Diff Column C & F
LCFF SOURCES									
Principal Apportionment									
State Aid - Current Year		8011	60,519,823.00	0.00	60,519,823.00	67,885,723.00	0.00	67,885,723.00	12.2%
Education Protection Account State Aid - Current Year		8012	22,280,039.00	0.00	22,280,039.00	21,626,300.00	0.00	21,626,300.00	-2.9%
State Aid - Prior Years		8019	0.00	0.00	0.00	0.00	0.00	0.00	0.0%
Tax Relief Subventions									
Homeowners' Exemptions		8021	180,934.00	0.00	180,934.00	180,934.00	0.00	180,934.00	0.0%
Timber Yield Tax		8022	0.00	0.00	0.00	0.00	0.00	0.00	0.0%
Other Subventions/In-Lieu Taxes		8029	194,501.00	0.00	194,501.00	194,501.00	0.00	194,501.00	0.0%
County & District Taxes									
Secured Roll Taxes		8041	41,679,271.00	0.00	41,679,271.00	41,679,271.00	0.00	41,679,271.00	0.0%
Unsecured Roll Taxes		8042	0.00	0.00	0.00	0.00	0.00	0.00	0.0%
Prior Years' Taxes		8043	1,159,553.00	0.00	1,159,553.00	1,159,553.00	0.00	1,159,553.00	0.0%
Supplemental Taxes		8044	751,877.00	0.00	751,877.00	751,877.00	0.00	751,877.00	0.0%
Education Revenue Augmentation Fund (ERAF)		8045	3,647,472.00	0.00	3,647,472.00	3,647,472.00	0.00	3,647,472.00	0.0%
Community Redevelopment Funds (SB 617/699/1992)		8047	8,318,666.00	0.00	8,318,666.00	8,318,666.00	0.00	8,318,666.00	0.0%
Penalties and Interest from Delinquent Taxes		8048	0.00	0.00	0.00	0.00	0.00	0.00	0.0%
Miscellaneous Funds (EC 41604)									
Royalties and Bonuses		8081	0.00	0.00	0.00	0.00	0.00	0.00	0.0%
Other In-Lieu Taxes		8082	0.00	0.00	0.00	0.00	0.00	0.00	0.0%
Less: Non-LCFF (50%) Adjustment		8089	0.00	0.00	0.00	0.00	0.00	0.00	0.0%
Subtotal, LCFF Sources			138,732,136.00	0.00	138,732,136.00	145,444,297.00	0.00	145,444,297.00	4.8%
LCFF Transfers									
Unrestricted LCFF Transfers - Current Year	0000	8091	0.00		0.00	0.00		0.00	0.0%
All Other LCFF Transfers - Current Year	All Other	8091	0.00	0.00	0.00	0.00	0.00	0.00	0.0%
Transfers to Charter Schools in Lieu of Property Taxes		8096	0.00	0.00	0.00	0.00	0.00	0.00	0.0%
Property Taxes Transfers		8097	0.00	0.00	0.00	0.00	0.00	0.00	0.0%

Description	Resource Codes	Object Codes	2020-21 Estimated Actuals Unrestricted (A)	2020-21 Estimated Actuals Restricted (B)	2020-21 Estimated Actuals Total Fund col. A + B (C)	2021-22 Budget Unrestricted (D)	2021-22 Budget Restricted (E)	2021-22 Budget Total Fund col. D + E (F)	% Diff Column C & F
LCFF/Revenue Limit Transfers - Prior Years		8099	0.00	0.00	0.00	0.00	0.00	0.00	0.0%
TOTAL, LCFF SOURCES			138,732,136.00	0.00	138,732,136.00	145,444,297.00	0.00	145,444,297.00	4.8%
FEDERAL REVENUE									
Maintenance and Operations		8110	0.00	0.00	0.00	0.00	0.00	0.00	0.0%
Special Education Entitlement		8181	0.00	2,886,972.00	2,886,972.00	0.00	2,886,972.00	2,886,972.00	0.0%
Special Education Discretionary Grants		8182	0.00	248,356.00	248,356.00	0.00	248,356.00	248,356.00	0.0%
Child Nutrition Programs		8220	0.00	0.00	0.00	0.00	0.00	0.00	0.0%
Donated Food Commodities		8221	0.00	0.00	0.00	0.00	0.00	0.00	0.0%
Forest Reserve Funds		8260	0.00	0.00	0.00	0.00	0.00	0.00	0.0%
Flood Control Funds		8270	0.00	0.00	0.00	0.00	0.00	0.00	0.0%
Wildlife Reserve Funds		8280	0.00	0.00	0.00	0.00	0.00	0.00	0.0%
FEMA		8281	0.00	0.00	0.00	0.00	0.00	0.00	0.0%
Interagency Contracts Between LEAs		8285	0.00	0.00	0.00	0.00	0.00	0.00	0.0%
Pass-Through Revenues from Federal Sources		8287	0.00	0.00	0.00	0.00	0.00	0.00	0.0%
Title I, Part A, Basic	3010	8290		2,039,746.00	2,039,746.00		1,669,208.00	1,669,208.00	-18.2%
Title I, Part D, Local Delinquent Programs	3025	8290		0.00	0.00		0.00	0.00	0.0%
Title II, Part A, Supporting Effective Instruction	4035	8290		333,597.00	333,597.00		300,432.00	300,432.00	-9.9%
Title III, Part A, Immigrant Student Program	4201	8290		78,779.00	78,779.00		0.00	0.00	-100.0%

Description	Resource Codes	Object Codes	2020-21 Estimated Actuals Unrestricted (A)	2020-21 Estimated Actuals Restricted (B)	2020-21 Estimated Actuals Total Fund col. A + B (C)	2021-22 Budget Unrestricted (D)	2021-22 Budget Restricted (E)	2021-22 Budget Total Fund col. D + E (F)	% Diff Column C & F
Title III, Part A, English Learner Program	4203	8290		283,862.00	283,862.00		176,290.00	176,290.00	-37.9%
Public Charter Schools Grant Program (PCSGP)	4610	8290		0.00	0.00		0.00	0.00	0.0%
Other NCLB / Every Student Succeeds Act	3020, 3040, 3041, 3045, 3060, 3061, 3110, 3150, 3155, 3177, 3180, 3181, 3182, 3185, 4037, 4050, 4123, 4124, 4126, 4127, 4128, 5510, 5630	8290		343,480.00	343,480.00		127,944.00	127,944.00	-62.8%
Career and Technical Education	3500-3599	8290		74,956.00	74,956.00		74,956.00	74,956.00	0.0%
All Other Federal Revenue	All Other	8290	0.00	27,713,227.00	27,713,227.00	0.00	373,431.00	373,431.00	-98.7%
TOTAL, FEDERAL REVENUE			0.00	34,002,975.00	34,002,975.00	0.00	5,857,589.00	5,857,589.00	-82.8%
OTHER STATE REVENUE									
Other State Apportionments									
ROC/P Entitlement Prior Years	6360	8319		0.00	0.00		0.00	0.00	0.0%
Special Education Master Plan Current Year	6500	8311		9,330,217.00	9,330,217.00		9,330,840.00	9,330,840.00	0.0%
Prior Years	6500	8319		42,073.00	42,073.00		42,073.00	42,073.00	0.0%
All Other State Apportionments - Current Year	All Other	8311	0.00	0.00	0.00	0.00	0.00	0.00	0.0%
All Other State Apportionments - Prior Years	All Other	8319	0.00	0.00	0.00	0.00	0.00	0.00	0.0%
Child Nutrition Programs		8520	0.00	0.00	0.00	0.00	0.00	0.00	0.0%
Mandated Costs Reimbursements		8550	627,039.00	0.00	627,039.00	627,039.00	0.00	627,039.00	0.0%
Lottery - Unrestricted and Instructional Materials		8560	2,331,559.00	872,886.00	3,204,445.00	2,331,559.00	747,100.00	3,078,659.00	-3.9%
Tax Relief Subventions Restricted Levies - Other									
Homeowners' Exemptions		8575	0.00	0.00	0.00	0.00	0.00	0.00	0.0%
Other Subventions/In-Lieu Taxes		8576	0.00	0.00	0.00	0.00	0.00	0.00	0.0%
Pass-Through Revenues from State Sources		8587	0.00	0.00	0.00	0.00	0.00	0.00	0.0%
After School Education and Safety (ASES)	6010	8590		633,728.00	633,728.00		603,835.00	603,835.00	-4.7%

Description	Resource Codes	Object Codes	2020-21 Estimated Actuals			2021-22 Budget			% Diff Column C & F
			Unrestricted (A)	Restricted (B)	Total Fund col. A + B (C)	Unrestricted (D)	Restricted (E)	Total Fund col. D + E (F)	
Charter School Facility Grant	6030	8590		0.00	0.00		0.00	0.00	0.0%
Drug/Alcohol/Tobacco Funds	6650, 6690, 6695	8590		0.00	0.00		0.00	0.00	0.0%
California Clean Energy Jobs Act	6230	8590		0.00	0.00		0.00	0.00	0.0%
Career Technical Education Incentive Grant Program	6387	8590		520,681.00	520,681.00		500,000.00	500,000.00	-4.0%
American Indian Early Childhood Education	7210	8590		0.00	0.00		0.00	0.00	0.0%
Specialized Secondary	7370	8590		0.00	0.00		0.00	0.00	0.0%
Quality Education Investment Act	7400	8590		0.00	0.00		0.00	0.00	0.0%
All Other State Revenue	All Other	8590	0.00	17,270,979.00	17,270,979.00	0.00	1,884,235.00	1,884,235.00	-89.1%
TOTAL, OTHER STATE REVENUE			2,958,598.00	28,670,564.00	31,629,162.00	2,958,598.00	13,108,083.00	16,066,681.00	-49.2%

Description	Resource Codes	Object Codes	2020-21 Estimated Actuals Unrestricted (A)	2020-21 Estimated Actuals Restricted (B)	2020-21 Estimated Actuals Total Fund col. A + B (C)	2021-22 Budget Unrestricted (D)	2021-22 Budget Restricted (E)	2021-22 Budget Total Fund col. D + E (F)	% Diff Column C & F
OTHER LOCAL REVENUE									
Other Local Revenue									
County and District Taxes									
Other Restricted Levies									
Secured Roll		8615	0.00	0.00	0.00	0.00	0.00	0.00	0.0%
Unsecured Roll		8616	0.00	0.00	0.00	0.00	0.00	0.00	0.0%
Prior Years' Taxes		8617	0.00	0.00	0.00	0.00	0.00	0.00	0.0%
Supplemental Taxes		8618	0.00	0.00	0.00	0.00	0.00	0.00	0.0%
Non-Ad Valorem Taxes									
Parcel Taxes		8621	0.00	0.00	0.00	0.00	0.00	0.00	0.0%
Other		8622	0.00	0.00	0.00	0.00	0.00	0.00	0.0%
Community Redevelopment Funds Not Subject to LCFF Deduction		8625	0.00	0.00	0.00	0.00	0.00	0.00	0.0%
Penalties and Interest from Delinquent Non-LCFF Taxes		8629	0.00	0.00	0.00	0.00	0.00	0.00	0.0%
Sales									
Sale of Equipment/Supplies		8631	0.00	0.00	0.00	0.00	0.00	0.00	0.0%
Sale of Publications		8632	0.00	0.00	0.00	0.00	0.00	0.00	0.0%
Food Service Sales		8634	0.00	0.00	0.00	0.00	0.00	0.00	0.0%
All Other Sales		8639	0.00	0.00	0.00	0.00	0.00	0.00	0.0%
Leases and Rentals		8650	0.00	158,370.00	158,370.00	0.00	312,546.00	312,546.00	97.4%
Interest		8660	700,000.00	0.00	700,000.00	700,000.00	0.00	700,000.00	0.0%
Net Increase (Decrease) in the Fair Value of Investments		8662	0.00	0.00	0.00	0.00	0.00	0.00	0.0%
Fees and Contracts									
Adult Education Fees		8671	0.00	0.00	0.00	0.00	0.00	0.00	0.0%
Non-Resident Students		8672	0.00	0.00	0.00	0.00	0.00	0.00	0.0%
Transportation Fees From Individuals		8675	0.00	0.00	0.00	0.00	0.00	0.00	0.0%
Interagency Services		8677	0.00	94,401.00	94,401.00	0.00	94,401.00	94,401.00	0.0%
Mitigation/Developer Fees		8681	0.00	0.00	0.00	0.00	0.00	0.00	0.0%
All Other Fees and Contracts		8689	400.00	0.00	400.00	400.00	0.00	400.00	0.0%
Other Local Revenue									
Plus: Misc Funds Non-LCFF									

Description	Resource Codes	Object Codes	2020-21 Estimated Actuals Unrestricted (A)	2020-21 Estimated Actuals Restricted (B)	2020-21 Estimated Actuals Total Fund col. A + B (C)	2021-22 Budget Unrestricted (D)	2021-22 Budget Restricted (E)	2021-22 Budget Total Fund col. D + E (F)	% Diff Column C & F
(50%) Adjustment		8691	0.00	0.00	0.00	0.00	0.00	0.00	0.0%
Pass-Through Revenues From Local Sources		8697	0.00	0.00	0.00	0.00	0.00	0.00	0.0%
All Other Local Revenue		8699	97,587.00	1,516,764.00	1,614,351.00	97,587.00	752,324.00	849,911.00	-47.4%
Tuition		8710	0.00	521,287.00	521,287.00	0.00	521,287.00	521,287.00	0.0%
All Other Transfers In		8781-8783	0.00	0.00	0.00	0.00	0.00	0.00	0.0%
Transfers of Apportionments									
Special Education SELPA Transfers									
From Districts or Charter Schools	6500	8791		0.00	0.00		0.00	0.00	0.0%
From County Offices	6500	8792		0.00	0.00		0.00	0.00	0.0%
From JPAs	6500	8793		0.00	0.00		0.00	0.00	0.0%
ROC/P Transfers									
From Districts or Charter Schools	6360	8791		0.00	0.00		0.00	0.00	0.0%
From County Offices	6360	8792		0.00	0.00		0.00	0.00	0.0%
From JPAs	6360	8793		0.00	0.00		0.00	0.00	0.0%
Other Transfers of Apportionments									
From Districts or Charter Schools	All Other	8791	0.00	0.00	0.00	0.00	0.00	0.00	0.0%
From County Offices	All Other	8792	0.00	0.00	0.00	0.00	0.00	0.00	0.0%
From JPAs	All Other	8793	0.00	0.00	0.00	0.00	0.00	0.00	0.0%
All Other Transfers In from All Others		8799	0.00	0.00	0.00	0.00	0.00	0.00	0.0%
TOTAL, OTHER LOCAL REVENUE			797,987.00	2,290,822.00	3,088,809.00	797,987.00	1,680,558.00	2,478,545.00	-19.8%
TOTAL, REVENUES			142,488,721.00	64,964,361.00	207,453,082.00	149,200,882.00	20,646,230.00	169,847,112.00	-18.1%

Description	Resource Codes	Object Codes	2020-21 Estimated Actuals Unrestricted (A)	Restricted (B)	Total Fund col. A + B (C)	2021-22 Budget Unrestricted (D)	Restricted (E)	Total Fund col. D + E (F)	% Diff Column C & F
CERTIFICATED SALARIES									
Certificated Teachers' Salaries		1100	47,193,693.00	16,197,650.00	63,391,343.00	44,992,828.00	16,732,218.00	61,725,046.00	-2.6%
Certificated Pupil Support Salaries		1200	3,423,427.00	1,033,508.00	4,456,935.00	3,383,247.00	1,115,575.00	4,498,822.00	0.9%
Certificated Supervisors' and Administrators' Salaries		1300	5,168,790.00	549,643.00	5,718,433.00	5,344,627.00	410,700.00	5,755,327.00	0.6%
Other Certificated Salaries		1900	1,272,135.00	2,055,883.00	3,328,018.00	2,267,150.00	1,409,192.00	3,676,342.00	10.5%
TOTAL, CERTIFICATED SALARIES			57,058,045.00	19,836,684.00	76,894,729.00	55,987,852.00	19,667,685.00	75,655,537.00	-1.6%
CLASSIFIED SALARIES									
Classified Instructional Salaries		2100	1,214,812.00	7,092,202.00	8,307,014.00	1,311,318.00	7,773,731.00	9,085,049.00	9.4%
Classified Support Salaries		2200	5,465,162.00	4,578,158.00	10,043,320.00	6,423,709.00	4,501,737.00	10,925,446.00	8.8%
Classified Supervisors' and Administrators' Salaries		2300	1,384,155.00	175,172.00	1,559,327.00	1,350,039.00	247,278.00	1,597,317.00	2.4%
Clerical, Technical and Office Salaries		2400	6,032,987.00	721,122.00	6,754,109.00	7,440,931.00	736,940.00	8,177,871.00	21.1%
Other Classified Salaries		2900	621,522.00	154,577.00	776,099.00	760,483.00	144,787.00	905,270.00	16.6%
TOTAL, CLASSIFIED SALARIES			14,718,638.00	12,721,231.00	27,439,869.00	17,286,480.00	13,404,473.00	30,690,953.00	11.8%
EMPLOYEE BENEFITS									
STRS		3101-3102	9,012,343.00	3,104,302.00	12,116,645.00	9,257,111.00	3,248,359.00	12,505,470.00	3.2%
PERS		3201-3202	3,094,801.00	2,537,802.00	5,632,603.00	3,836,067.00	3,020,981.00	6,857,048.00	21.7%
OASDI/Medicare/Alternative		3301-3302	2,016,835.00	1,234,675.00	3,251,510.00	2,194,786.00	1,302,068.00	3,496,854.00	7.5%
Health and Welfare Benefits		3401-3402	9,058,581.00	3,594,738.00	12,653,319.00	9,566,793.00	4,247,570.00	13,814,363.00	9.2%
Unemployment Insurance		3501-3502	35,982.00	18,108.00	54,090.00	1,336,684.00	16,390.00	1,353,074.00	2401.5%
Workers' Compensation		3601-3602	1,701,802.00	746,654.00	2,448,456.00	1,502,486.00	670,434.00	2,172,920.00	-11.3%
OPEB, Allocated		3701-3702	0.00	0.00	0.00	1,341,000.00	0.00	1,341,000.00	New
OPEB, Active Employees		3751-3752	0.00	0.00	0.00	0.00	0.00	0.00	0.0%
Other Employee Benefits		3901-3902	0.00	0.00	0.00	0.00	0.00	0.00	0.0%
TOTAL, EMPLOYEE BENEFITS			24,920,344.00	11,236,279.00	36,156,623.00	29,034,927.00	12,505,802.00	41,540,729.00	14.9%
BOOKS AND SUPPLIES									
Approved Textbooks and Core Curricula Materials		4100	14,122.00	920,936.00	935,058.00	13,869.00	747,100.00	760,969.00	-18.6%
Books and Other Reference Materials		4200	24,980.00	114,796.00	139,776.00	22,229.00	21,309.00	43,538.00	-68.9%
Materials and Supplies		4300	1,501,116.00	13,251,821.00	14,752,937.00	1,486,923.00	3,478,124.00	4,965,047.00	-66.3%

Description	Resource Codes	Object Codes	2020-21 Estimated Actuals Unrestricted (A)	2020-21 Estimated Actuals Restricted (B)	2020-21 Estimated Actuals Total Fund col. A + B (C)	2021-22 Budget Unrestricted (D)	2021-22 Budget Restricted (E)	2021-22 Budget Total Fund col. D + E (F)	% Diff Column C & F
Noncapitalized Equipment		4400	81,649.00	516,389.00	598,038.00	4,725.00	3,119.00	7,844.00	-98.7%
Food		4700	0.00	25,000.00	25,000.00	0.00	0.00	0.00	-100.0%
TOTAL, BOOKS AND SUPPLIES			1,621,867.00	14,828,942.00	16,450,809.00	1,527,746.00	4,249,652.00	5,777,398.00	-64.9%
SERVICES AND OTHER OPERATING EXPENDITURES									
Subagreements for Services		5100	0.00	642,484.00	642,484.00	0.00	522,082.00	522,082.00	-18.7%
Travel and Conferences		5200	15,527.00	42,304.00	57,831.00	10,715.00	40,170.00	50,885.00	-12.0%
Dues and Memberships		5300	38,276.00	8,089.00	46,365.00	41,266.00	952.00	42,218.00	-8.9%
Insurance		5400 - 5450	1,577,642.00	0.00	1,577,642.00	1,683,917.00	0.00	1,683,917.00	6.7%
Operations and Housekeeping Services		5500	2,216,996.00	1,545.00	2,218,541.00	2,612,000.00	29,161.00	2,641,161.00	19.0%
Rentals, Leases, Repairs, and Noncapitalized Improvements		5600	350,128.00	409,050.00	759,178.00	523,326.00	328,082.00	851,408.00	12.1%
Transfers of Direct Costs		5710	(259,420.00)	259,420.00	0.00	(291,612.00)	291,612.00	0.00	0.0%
Transfers of Direct Costs - Interfund		5750	(147,307.00)	2,063,433.00	1,916,126.00	(170,500.00)	0.00	(170,500.00)	-108.9%
Professional/Consulting Services and Operating Expenditures		5800	3,431,025.00	10,852,563.00	14,283,588.00	5,011,930.00	10,057,141.00	15,069,071.00	5.5%
Communications		5900	258,640.00	444,711.00	703,351.00	288,192.00	55,658.00	343,850.00	-51.1%
TOTAL, SERVICES AND OTHER OPERATING EXPENDITURES			7,481,507.00	14,723,599.00	22,205,106.00	9,709,234.00	11,324,858.00	21,034,092.00	-5.3%

Description	Resource Codes	Object Codes	2020-21 Estimated Actuals Unrestricted (A)	2020-21 Estimated Actuals Restricted (B)	2020-21 Estimated Actuals Total Fund col. A + B (C)	2021-22 Budget Unrestricted (D)	2021-22 Budget Restricted (E)	2021-22 Budget Total Fund col. D + E (F)	% Diff Column C & F
CAPITAL OUTLAY									
Land		6100	0.00	0.00	0.00	0.00	0.00	0.00	0.0%
Land Improvements		6170	0.00	0.00	0.00	0.00	0.00	0.00	0.0%
Buildings and Improvements of Buildings		6200	0.00	105,608.00	105,608.00	0.00	1,041,444.00	1,041,444.00	886.1%
Books and Media for New School Libraries or Major Expansion of School Libraries		6300	0.00	0.00	0.00	0.00	0.00	0.00	0.0%
Equipment		6400	106,135.00	49,613.00	155,748.00	170,999.00	5,300.00	176,299.00	13.2%
Equipment Replacement		6500	1,334.00	9,904.00	11,238.00	0.00	9,572.00	9,572.00	-14.8%
Lease Assets		6600	0.00	0.00	0.00	0.00	0.00	0.00	0.0%
TOTAL, CAPITAL OUTLAY			107,469.00	165,125.00	272,594.00	170,999.00	1,056,316.00	1,227,315.00	350.2%
OTHER OUTGO (excluding Transfers of Indirect Costs)									
Tuition									
Tuition for Instruction Under Interdistrict Attendance Agreements		7110	0.00	0.00	0.00	0.00	0.00	0.00	0.0%
State Special Schools		7130	1.00	0.00	1.00	0.00	0.00	0.00	-100.0%
Tuition, Excess Costs, and/or Deficit Payments									
Payments to Districts or Charter Schools		7141	0.00	856,946.00	856,946.00	0.00	856,946.00	856,946.00	0.0%
Payments to County Offices		7142	83,712.00	0.00	83,712.00	83,712.00	0.00	83,712.00	0.0%
Payments to JPAs		7143	0.00	0.00	0.00	0.00	0.00	0.00	0.0%
Transfers of Pass-Through Revenues									
To Districts or Charter Schools		7211	0.00	0.00	0.00	0.00	0.00	0.00	0.0%
To County Offices		7212	0.00	0.00	0.00	0.00	0.00	0.00	0.0%
To JPAs		7213	0.00	0.00	0.00	0.00	0.00	0.00	0.0%
Special Education SELPA Transfers of Apportionments									
To Districts or Charter Schools	6500	7221		0.00	0.00		0.00	0.00	0.0%
To County Offices	6500	7222		0.00	0.00		0.00	0.00	0.0%
To JPAs	6500	7223		0.00	0.00		0.00	0.00	0.0%
ROC/P Transfers of Apportionments									
To Districts or Charter Schools	6360	7221		0.00	0.00		0.00	0.00	0.0%
To County Offices	6360	7222		0.00	0.00		0.00	0.00	0.0%
To JPAs	6360	7223		0.00	0.00		0.00	0.00	0.0%
Other Transfers of Apportionments	All Other	7221-7223	0.00	0.00	0.00	0.00	0.00	0.00	0.0%

Description	Resource Codes	Object Codes	2020-21 Estimated Actuals Unrestricted (A)	2020-21 Estimated Actuals Restricted (B)	2020-21 Estimated Actuals Total Fund col. A + B (C)	2021-22 Budget Unrestricted (D)	2021-22 Budget Restricted (E)	2021-22 Budget Total Fund col. D + E (F)	% Diff Column C & F
All Other Transfers		7281-7283	0.00	0.00	0.00	0.00	0.00	0.00	0.0%
All Other Transfers Out to All Others		7299	0.00	0.00	0.00	0.00	0.00	0.00	0.0%
Debt Service									
Debt Service - Interest		7438	400,092.00	32,300.00	432,392.00	400,092.00	32,136.00	432,228.00	0.0%
Other Debt Service - Principal		7439	1,466,215.00	243,200.00	1,709,415.00	1,383,922.00	239,388.00	1,623,310.00	-5.0%
TOTAL, OTHER OUTGO (excluding Transfers of Indirect Costs)			1,950,020.00	1,132,446.00	3,082,466.00	1,867,726.00	1,128,470.00	2,996,196.00	-2.8%
OTHER OUTGO - TRANSFERS OF INDIRECT COSTS									
Transfers of Indirect Costs		7310	(1,131,456.00)	1,131,456.00	0.00	(1,411,385.00)	1,411,385.00	0.00	0.0%
Transfers of Indirect Costs - Interfund		7350	(537,153.00)	0.00	(537,153.00)	(571,734.00)	0.00	(571,734.00)	6.4%
TOTAL, OTHER OUTGO - TRANSFERS OF INDIRECT COSTS			(1,668,609.00)	1,131,456.00	(537,153.00)	(1,983,119.00)	1,411,385.00	(571,734.00)	6.4%
TOTAL, EXPENDITURES			106,189,281.00	75,775,762.00	181,965,043.00	113,601,845.00	64,748,641.00	178,350,486.00	-2.0%

Description	Resource Codes	Object Codes	2020-21 Estimated Actuals Unrestricted (A)	2020-21 Estimated Actuals Restricted (B)	2020-21 Estimated Actuals Total Fund col. A + B (C)	2021-22 Budget Unrestricted (D)	2021-22 Budget Restricted (E)	2021-22 Budget Total Fund col. D + E (F)	% Diff Column C & F
INTERFUND TRANSFERS									
INTERFUND TRANSFERS IN									
From: Special Reserve Fund		8912	0.00	0.00	0.00	0.00	0.00	0.00	0.0%
From: Bond Interest and Redemption Fund		8914	0.00	0.00	0.00	0.00	0.00	0.00	0.0%
Other Authorized Interfund Transfers In		8919	0.00	0.00	0.00	0.00	0.00	0.00	0.0%
(a) TOTAL, INTERFUND TRANSFERS IN			0.00	0.00	0.00	0.00	0.00	0.00	0.0%
INTERFUND TRANSFERS OUT									
To: Child Development Fund		7611	1,078,695.00	0.00	1,078,695.00	376,513.00	0.00	376,513.00	-65.1%
To: Special Reserve Fund		7612	0.00	0.00	0.00	0.00	0.00	0.00	0.0%
To: State School Building Fund/ County School Facilities Fund		7613	0.00	0.00	0.00	0.00	0.00	0.00	0.0%
To: Cafeteria Fund		7616	0.00	0.00	0.00	0.00	0.00	0.00	0.0%
Other Authorized Interfund Transfers Out		7619	183,783.00	0.00	183,783.00	0.00	0.00	0.00	-100.0%
(b) TOTAL, INTERFUND TRANSFERS OUT			1,262,478.00	0.00	1,262,478.00	376,513.00	0.00	376,513.00	-70.2%
OTHER SOURCES/USES									
SOURCES									
State Apportionments Emergency Apportionments		8931	0.00	0.00	0.00	0.00	0.00	0.00	0.0%
Proceeds									
Proceeds from Disposal of Capital Assets		8953	0.00	0.00	0.00	0.00	0.00	0.00	0.0%
Other Sources									
Transfers from Funds of Lapsed/Reorganized LEAs		8965	0.00	0.00	0.00	0.00	0.00	0.00	0.0%
Long-Term Debt Proceeds Proceeds from Certificates of Participation		8971	0.00	0.00	0.00	0.00	0.00	0.00	0.0%
Proceeds from Leases		8972	0.00	0.00	0.00	0.00	0.00	0.00	0.0%
Proceeds from Lease Revenue Bonds		8973	0.00	0.00	0.00	0.00	0.00	0.00	0.0%
All Other Financing Sources		8979	0.00	0.00	0.00	0.00	0.00	0.00	0.0%

Description	Resource Codes	Object Codes	2020-21 Estimated Actuals Unrestricted (A)	2020-21 Estimated Actuals Restricted (B)	2020-21 Estimated Actuals Total Fund col. A + B (C)	2021-22 Budget Unrestricted (D)	2021-22 Budget Restricted (E)	2021-22 Budget Total Fund col. D + E (F)	% Diff Column C & F
(c) TOTAL, SOURCES			0.00	0.00	0.00	0.00	0.00	0.00	0.0%
USES									
Transfers of Funds from Lapsed/Reorganized LEAs		7651	0.00	0.00	0.00	0.00	0.00	0.00	0.0%
All Other Financing Uses		7699	0.00	0.00	0.00	0.00	0.00	0.00	0.0%
(d) TOTAL, USES			0.00	0.00	0.00	0.00	0.00	0.00	0.0%
CONTRIBUTIONS									
Contributions from Unrestricted Revenues		8980	(25,016,956.00)	25,016,956.00	0.00	(26,948,531.00)	26,948,531.00	0.00	0.0%
Contributions from Restricted Revenues		8990	0.00	0.00	0.00	0.00	0.00	0.00	0.0%
(e) TOTAL, CONTRIBUTIONS			(25,016,956.00)	25,016,956.00	0.00	(26,948,531.00)	26,948,531.00	0.00	0.0%
TOTAL, OTHER FINANCING SOURCES/USES (a - b + c - d + e)			(26,279,434.00)	25,016,956.00	(1,262,478.00)	(27,325,044.00)	26,948,531.00	(376,513.00)	-70.2%

Description	Function Codes	Object Codes	2020-21 Estimated Actuals Unrestricted (A)	2020-21 Estimated Actuals Restricted (B)	2020-21 Estimated Actuals Total Fund col. A + B (C)	2021-22 Budget Unrestricted (D)	2021-22 Budget Restricted (E)	2021-22 Budget Total Fund col. D + E (F)	% Diff Column C & F
A. REVENUES									
1) LCFF Sources		8010-8099	138,732,136.00	0.00	138,732,136.00	145,444,297.00	0.00	145,444,297.00	4.8%
2) Federal Revenue		8100-8299	0.00	34,002,975.00	34,002,975.00	0.00	5,857,589.00	5,857,589.00	-82.8%
3) Other State Revenue		8300-8599	2,958,598.00	28,670,564.00	31,629,162.00	2,958,598.00	13,108,083.00	16,066,681.00	-49.2%
4) Other Local Revenue		8600-8799	797,987.00	2,290,822.00	3,088,809.00	797,987.00	1,680,558.00	2,478,545.00	-19.8%
5) TOTAL, REVENUES			142,488,721.00	64,964,361.00	207,453,082.00	149,200,882.00	20,646,230.00	169,847,112.00	-18.1%
B. EXPENDITURES (Objects 1000-7999)									
1) Instruction	1000-1999		65,236,812.00	52,283,612.00	117,520,424.00	64,230,620.00	44,854,235.00	109,084,855.00	-7.2%
2) Instruction - Related Services	2000-2999		12,519,561.00	5,989,639.00	18,509,200.00	14,700,313.00	4,793,380.00	19,493,693.00	5.3%
3) Pupil Services	3000-3999		6,589,949.00	5,681,587.00	12,271,536.00	8,204,179.00	4,372,029.00	12,576,208.00	2.5%
4) Ancillary Services	4000-4999		667,474.00	216,257.00	883,731.00	864,735.00	0.00	864,735.00	-2.1%
5) Community Services	5000-5999		0.00	4,442.00	4,442.00	11,319.00	80,580.00	91,899.00	1968.9%
6) Enterprise	6000-6999		0.00	0.00	0.00	0.00	0.00	0.00	0.0%
7) General Administration	7000-7999		10,035,719.00	3,442,698.00	13,478,417.00	13,545,155.00	1,740,924.00	15,286,079.00	13.4%
8) Plant Services	8000-8999		8,727,667.00	7,025,081.00	15,752,748.00	9,491,782.00	7,779,023.00	17,270,805.00	9.6%
9) Other Outgo	9000-9999	Except 7600-7699	2,412,099.00	1,132,446.00	3,544,545.00	2,553,742.00	1,128,470.00	3,682,212.00	3.9%
10) TOTAL, EXPENDITURES			106,189,281.00	75,775,762.00	181,965,043.00	113,601,845.00	64,748,641.00	178,350,486.00	-2.0%
C. EXCESS (DEFICIENCY) OF REVENUES OVER EXPENDITURES BEFORE OTHER FINANCING SOURCES AND USES (A5 - B10)			36,299,440.00	(10,811,401.00)	25,488,039.00	35,599,037.00	(44,102,411.00)	(8,503,374.00)	-133.4%
D. OTHER FINANCING SOURCES/USES									
1) Interfund Transfers									
a) Transfers In		8900-8929	0.00	0.00	0.00	0.00	0.00	0.00	0.0%
b) Transfers Out		7600-7629	1,262,478.00	0.00	1,262,478.00	376,513.00	0.00	376,513.00	-70.2%
2) Other Sources/Uses									
a) Sources		8930-8979	0.00	0.00	0.00	0.00	0.00	0.00	0.0%
b) Uses		7630-7699	0.00	0.00	0.00	0.00	0.00	0.00	0.0%
3) Contributions		8980-8999	(25,016,956.00)	25,016,956.00	0.00	(26,948,531.00)	26,948,531.00	0.00	0.0%
4) TOTAL, OTHER FINANCING SOURCES/USES			(26,279,434.00)	25,016,956.00	(1,262,478.00)	(27,325,044.00)	26,948,531.00	(376,513.00)	-70.2%

Description	Function Codes	Object Codes	2020-21 Estimated Actuals Unrestricted (A)	2020-21 Estimated Actuals Restricted (B)	2020-21 Estimated Actuals Total Fund col. A + B (C)	2021-22 Budget Unrestricted (D)	2021-22 Budget Restricted (E)	2021-22 Budget Total Fund col. D + E (F)	% Diff Column C & F
E. NET INCREASE (DECREASE) IN FUND BALANCE (C + D4)			10,020,006.00	14,205,555.00	24,225,561.00	8,273,993.00	(17,153,880.00)	(8,879,887.00)	-136.7%
F. FUND BALANCE, RESERVES									
1) Beginning Fund Balance									
a) As of July 1 - Unaudited		9791	9,176,353.00	7,170,060.00	16,346,413.00	19,196,359.00	21,375,615.00	40,571,974.00	148.2%
b) Audit Adjustments		9793	0.00	0.00	0.00	0.00	0.00	0.00	0.0%
c) As of July 1 - Audited (F1a + F1b)			9,176,353.00	7,170,060.00	16,346,413.00	19,196,359.00	21,375,615.00	40,571,974.00	148.2%
d) Other Restatements		9795	0.00	0.00	0.00	0.00	0.00	0.00	0.0%
e) Adjusted Beginning Balance (F1c + F1d)			9,176,353.00	7,170,060.00	16,346,413.00	19,196,359.00	21,375,615.00	40,571,974.00	148.2%
2) Ending Balance, June 30 (E + F1e)			19,196,359.00	21,375,615.00	40,571,974.00	27,470,352.00	4,221,735.00	31,692,087.00	-21.9%
Components of Ending Fund Balance									
a) Nonspendable									
Revolving Cash		9711	25,060.00	0.00	25,060.00	25,060.00	0.00	25,060.00	0.0%
Stores		9712	75,000.00	0.00	75,000.00	75,000.00	0.00	75,000.00	0.0%
Prepaid Items		9713	0.00	0.00	0.00	0.00	0.00	0.00	0.0%
All Others		9719	0.00	0.00	0.00	0.00	0.00	0.00	0.0%
b) Restricted		9740	0.00	21,375,615.00	21,375,615.00	0.00	4,221,735.00	4,221,735.00	-80.2%
c) Committed									
Stabilization Arrangements		9750	0.00	0.00	0.00	0.00	0.00	0.00	0.0%
Other Commitments (by Resource/Object)		9760	0.00	0.00	0.00	0.00	0.00	0.00	0.0%
d) Assigned									
Other Assignments (by Resource/Object)		9780	8,102,647.00	0.00	8,102,647.00	16,646,672.00	0.00	16,646,672.00	105.4%
Assigned LCAP Supplemental Cumulati	0000	9780				*2,593,999.00*		*2,593,999.00*	
CSEA Job Study	0000	9780				*390,000.00*		*390,000.00*	
Vacation Liability	0000	9780				*272,000.00*		*272,000.00*	
Fiscal Stability Assigned	0000	9780				*13,390,673.00*		*13,390,673.00*	
Assigned LCAP Supplemental Cumulati	0000	9780	*3,099,521.00*		*3,099,521.00*				
CSEA Job Study	0000	9780	*390,000.00*		*390,000.00*				
Vacation Liability	0000	9780	*272,000.00*		*272,000.00*				
Fiscal Stability Assigned	0000	9780	*4,341,126.00*		*4,341,126.00*				
e) Unassigned/Unappropriated									
Reserve for Economic Uncertainties		9789	10,993,652.00	0.00	10,993,652.00	10,723,620.00	0.00	10,723,620.00	-2.5%
Unassigned/Unappropriated Amount		9790	0.00	0.00	0.00	0.00	0.00	0.00	0.0%

Resource	Description	2020-21 Estimated Actuals	2021-22 Budget
3210	Elementary and Secondary School Emergency Relief (ESSER) Fund	860,259.00	0.00
3212	Elementary and Secondary School Relief II (ESSER II) Fund	3,053,086.00	0.00
3213		9,068,775.00	1,395,659.00
3214		2,513,095.00	2,513,095.00
7415	Classified School Employee Summer Assistance Program	7,079.00	7,079.00
7422	In-Person Instruction (IPI) Grant	1,098,371.00	26,580.00
7425	Expanded Learning Opportunities (ELO) Grant	4,230,387.00	0.00
7426	Expanded Learning Opportunities (ELO) Grant: Paraprofessional Stat	544,563.00	154,137.00
8150	Ongoing & Major Maintenance Account (RMA: Education Code Sectic	0.00	125,185.00
Total, Restricted Balance		21,375,615.00	4,221,735.00

Description	Resource Codes	Object Codes	2020-21 Estimated Actuals	2021-22 Budget	Percent Difference
A. REVENUES					
1) LCFF Sources		8010-8099	0.00	0.00	0.0%
2) Federal Revenue		8100-8299	259,053.00	259,053.00	0.0%
3) Other State Revenue		8300-8599	2,700,357.00	3,814,311.00	41.3%
4) Other Local Revenue		8600-8799	81,090.00	162,180.00	100.0%
5) TOTAL, REVENUES			3,040,500.00	4,235,544.00	39.3%
B. EXPENDITURES					
1) Certificated Salaries		1000-1999	1,799,163.00	1,469,682.00	-18.3%
2) Classified Salaries		2000-2999	732,541.00	597,443.00	-18.4%
3) Employee Benefits		3000-3999	803,532.00	661,479.00	-17.7%
4) Books and Supplies		4000-4999	99,184.00	127,293.00	28.3%
5) Services and Other Operating Expenditures		5000-5999	181,649.00	200,121.00	10.2%
6) Capital Outlay		6000-6999	166,258.00	100,000.00	-39.9%
7) Other Outgo (excluding Transfers of Indirect Costs)		7100-7299, 7400-7499	0.00	0.00	0.0%
8) Other Outgo - Transfers of Indirect Costs		7300-7399	190,065.00	147,003.00	-22.7%
9) TOTAL, EXPENDITURES			3,972,392.00	3,303,021.00	-16.9%
C. EXCESS (DEFICIENCY) OF REVENUES OVER EXPENDITURES BEFORE OTHER FINANCING SOURCES AND USES (A5 - B9)			(931,892.00)	932,523.00	-200.1%
D. OTHER FINANCING SOURCES/USES					
1) Interfund Transfers					
a) Transfers In		8900-8929	183,783.00	0.00	-100.0%
b) Transfers Out		7600-7629	0.00	0.00	0.0%
2) Other Sources/Uses					
a) Sources		8930-8979	0.00	0.00	0.0%
b) Uses		7630-7699	0.00	0.00	0.0%
3) Contributions		8980-8999	0.00	0.00	0.0%
4) TOTAL, OTHER FINANCING SOURCES/USES			183,783.00	0.00	-100.0%

Description	Resource Codes	Object Codes	2020-21 Estimated Actuals	2021-22 Budget	Percent Difference
E. NET INCREASE (DECREASE) IN FUND BALANCE (C + D4)			(748,109.00)	932,523.00	-224.7%
F. FUND BALANCE, RESERVES					
1) Beginning Fund Balance					
a) As of July 1 - Unaudited		9791	3,695,238.00	2,947,129.00	-20.2%
b) Audit Adjustments		9793	0.00	0.00	0.0%
c) As of July 1 - Audited (F1a + F1b)			3,695,238.00	2,947,129.00	-20.2%
d) Other Restatements		9795	0.00	0.00	0.0%
e) Adjusted Beginning Balance (F1c + F1d)			3,695,238.00	2,947,129.00	-20.2%
2) Ending Balance, June 30 (E + F1e)			2,947,129.00	3,879,652.00	31.6%
Components of Ending Fund Balance					
a) Nonspendable					
Revolving Cash		9711	0.00	0.00	0.0%
Stores		9712	0.00	0.00	0.0%
Prepaid Items		9713	0.00	0.00	0.0%
All Others		9719	0.00	0.00	0.0%
b) Restricted		9740	307,135.00	1,568,826.00	410.8%
c) Committed					
Stabilization Arrangements		9750	0.00	0.00	0.0%
Other Commitments		9760	2,639,994.00	2,310,826.00	-12.5%
d) Assigned					
Other Assignments		9780	0.00	0.00	0.0%
e) Unassigned/Unappropriated					
Reserve for Economic Uncertainties		9789	0.00	0.00	0.0%
Unassigned/Unappropriated Amount		9790	0.00	0.00	0.0%

Description	Resource Codes	Object Codes	2020-21 Estimated Actuals	2021-22 Budget	Percent Difference
G. ASSETS					
1) Cash					
a) in County Treasury		9110	0.00		
1) Fair Value Adjustment to Cash in County Treasury		9111	0.00		
b) in Banks		9120	0.00		
c) in Revolving Cash Account		9130	0.00		
d) with Fiscal Agent/Trustee		9135	0.00		
e) Collections Awaiting Deposit		9140	0.00		
2) Investments		9150	0.00		
3) Accounts Receivable		9200	0.00		
4) Due from Grantor Government		9290	0.00		
5) Due from Other Funds		9310	0.00		
6) Stores		9320	0.00		
7) Prepaid Expenditures		9330	0.00		
8) Other Current Assets		9340	0.00		
9) TOTAL, ASSETS			0.00		
H. DEFERRED OUTFLOWS OF RESOURCES					
1) Deferred Outflows of Resources		9490	0.00		
2) TOTAL, DEFERRED OUTFLOWS			0.00		
I. LIABILITIES					
1) Accounts Payable		9500	0.00		
2) Due to Grantor Governments		9590	0.00		
3) Due to Other Funds		9610	0.00		
4) Current Loans		9640			
5) Unearned Revenue		9650	0.00		
6) TOTAL, LIABILITIES			0.00		
J. DEFERRED INFLOWS OF RESOURCES					
1) Deferred Inflows of Resources		9690	0.00		
2) TOTAL, DEFERRED INFLOWS			0.00		
K. FUND EQUITY					
Ending Fund Balance, June 30 (G9 + H2) - (I6 + J2)			0.00		

Description	Resource Codes	Object Codes	2020-21 Estimated Actuals	2021-22 Budget	Percent Difference
LCFF SOURCES					
LCFF Transfers					
LCFF Transfers - Current Year		8091	0.00	0.00	0.0%
LCFF/Revenue Limit Transfers - Prior Years		8099	0.00	0.00	0.0%
TOTAL, LCFF SOURCES			0.00	0.00	0.0%
FEDERAL REVENUE					
Interagency Contracts Between LEAs		8285	0.00	0.00	0.0%
Pass-Through Revenues from Federal Sources		8287	0.00	0.00	0.0%
Career and Technical Education	3500-3599	8290	0.00	0.00	0.0%
All Other Federal Revenue	All Other	8290	259,053.00	259,053.00	0.0%
TOTAL, FEDERAL REVENUE			259,053.00	259,053.00	0.0%
OTHER STATE REVENUE					
Other State Apportionments					
All Other State Apportionments - Current Year		8311	0.00	0.00	0.0%
All Other State Apportionments - Prior Years		8319	0.00	0.00	0.0%
Pass-Through Revenues from State Sources		8587	0.00	0.00	0.0%
Adult Education Program	6391	8590	2,669,564.00	3,783,518.00	41.7%
All Other State Revenue	All Other	8590	30,793.00	30,793.00	0.0%
TOTAL, OTHER STATE REVENUE			2,700,357.00	3,814,311.00	41.3%

Description	Resource Codes	Object Codes	2020-21 Estimated Actuals	2021-22 Budget	Percent Difference
OTHER LOCAL REVENUE					
Other Local Revenue					
Sales					
Sale of Equipment/Supplies		8631	0.00	0.00	0.0%
Leases and Rentals		8650	0.00	0.00	0.0%
Interest		8660	5,672.00	11,344.00	100.0%
Net Increase (Decrease) in the Fair Value of Investments		8662	0.00	0.00	0.0%
Fees and Contracts					
Adult Education Fees		8671	58,079.00	116,158.00	100.0%
Interagency Services		8677	0.00	0.00	0.0%
Other Local Revenue					
All Other Local Revenue		8699	17,339.00	34,678.00	100.0%
Tuition		8710	0.00	0.00	0.0%
TOTAL, OTHER LOCAL REVENUE			81,090.00	162,180.00	100.0%
TOTAL, REVENUES			3,040,500.00	4,235,544.00	39.3%

Description	Resource Codes	Object Codes	2020-21 Estimated Actuals	2021-22 Budget	Percent Difference
CERTIFICATED SALARIES					
Certificated Teachers' Salaries		1100	1,150,029.00	988,926.00	-14.0%
Certificated Pupil Support Salaries		1200	135,187.00	137,308.00	1.6%
Certificated Supervisors' and Administrators' Salaries		1300	289,257.00	112,544.00	-61.1%
Other Certificated Salaries		1900	224,690.00	230,904.00	2.8%
TOTAL, CERTIFICATED SALARIES			1,799,163.00	1,469,682.00	-18.3%
CLASSIFIED SALARIES					
Classified Instructional Salaries		2100	268,519.00	125,587.00	-53.2%
Classified Support Salaries		2200	129,647.00	131,763.00	1.6%
Classified Supervisors' and Administrators' Salaries		2300	0.00	0.00	0.0%
Clerical, Technical and Office Salaries		2400	334,341.00	340,023.00	1.7%
Other Classified Salaries		2900	34.00	70.00	105.9%
TOTAL, CLASSIFIED SALARIES			732,541.00	597,443.00	-18.4%
EMPLOYEE BENEFITS					
STRS		3101-3102	250,907.00	217,702.00	-13.2%
PERS		3201-3202	144,865.00	129,243.00	-10.8%
OASDI/Medicare/Alternative		3301-3302	85,486.00	70,598.00	-17.4%
Health and Welfare Benefits		3401-3402	261,472.00	200,766.00	-23.2%
Unemployment Insurance		3501-3502	1,287.00	1,058.00	-17.8%
Workers' Compensation		3601-3602	59,515.00	42,112.00	-29.2%
OPEB, Allocated		3701-3702	0.00	0.00	0.0%
OPEB, Active Employees		3751-3752	0.00	0.00	0.0%
Other Employee Benefits		3901-3902	0.00	0.00	0.0%
TOTAL, EMPLOYEE BENEFITS			803,532.00	661,479.00	-17.7%
BOOKS AND SUPPLIES					
Approved Textbooks and Core Curricula Materials		4100	0.00	0.00	0.0%
Books and Other Reference Materials		4200	18,459.00	21,497.00	16.5%
Materials and Supplies		4300	31,357.00	41,658.00	32.9%
Noncapitalized Equipment		4400	49,368.00	64,138.00	29.9%
TOTAL, BOOKS AND SUPPLIES			99,184.00	127,293.00	28.3%

Description	Resource Codes	Object Codes	2020-21 Estimated Actuals	2021-22 Budget	Percent Difference
SERVICES AND OTHER OPERATING EXPENDITURES					
Subagreements for Services		5100	5,000.00	5,300.00	6.0%
Travel and Conferences		5200	1,108.00	1,240.00	11.9%
Dues and Memberships		5300	250.00	265.00	6.0%
Insurance		5400-5450	0.00	0.00	0.0%
Operations and Housekeeping Services		5500	21,871.00	34,305.00	56.9%
Rentals, Leases, Repairs, and Noncapitalized Improvements		5600	661.00	702.00	6.2%
Transfers of Direct Costs		5710	0.00	0.00	0.0%
Transfers of Direct Costs - Interfund		5750	2,500.00	4,575.00	83.0%
Professional/Consulting Services and Operating Expenditures		5800	130,109.00	139,228.00	7.0%
Communications		5900	20,150.00	14,506.00	-28.0%
TOTAL, SERVICES AND OTHER OPERATING EXPENDITURES			181,649.00	200,121.00	10.2%
CAPITAL OUTLAY					
Land		6100	0.00	0.00	0.0%
Land Improvements		6170	0.00	0.00	0.0%
Buildings and Improvements of Buildings		6200	166,258.00	0.00	-100.0%
Equipment		6400	0.00	100,000.00	New
Equipment Replacement		6500	0.00	0.00	0.0%
Lease Assets		6600	0.00	0.00	0.0%
TOTAL, CAPITAL OUTLAY			166,258.00	100,000.00	-39.9%
OTHER OUTGO (excluding Transfers of Indirect Costs)					
Tuition					
Tuition, Excess Costs, and/or Deficit Payments Payments to Districts or Charter Schools		7141	0.00	0.00	0.0%
Payments to County Offices		7142	0.00	0.00	0.0%
Payments to JPAs		7143	0.00	0.00	0.0%
Other Transfers Out					
Transfers of Pass-Through Revenues To Districts or Charter Schools		7211	0.00	0.00	0.0%
To County Offices		7212	0.00	0.00	0.0%
To JPAs		7213	0.00	0.00	0.0%
Debt Service					
Debt Service - Interest		7438	0.00	0.00	0.0%
Other Debt Service - Principal		7439	0.00	0.00	0.0%
TOTAL, OTHER OUTGO (excluding Transfers of Indirect Costs)			0.00	0.00	0.0%

Description	Resource Codes	Object Codes	2020-21 Estimated Actuals	2021-22 Budget	Percent Difference
OTHER OUTGO - TRANSFERS OF INDIRECT COSTS					
Transfers of Indirect Costs - Interfund		7350	190,065.00	147,003.00	-22.7%
TOTAL, OTHER OUTGO - TRANSFERS OF INDIRECT COSTS			190,065.00	147,003.00	-22.7%
TOTAL, EXPENDITURES			3,972,392.00	3,303,021.00	-16.9%

Description	Resource Codes	Object Codes	2020-21 Estimated Actuals	2021-22 Budget	Percent Difference
INTERFUND TRANSFERS					
INTERFUND TRANSFERS IN					
Other Authorized Interfund Transfers In		8919	183,783.00	0.00	-100.0%
(a) TOTAL, INTERFUND TRANSFERS IN			183,783.00	0.00	-100.0%
INTERFUND TRANSFERS OUT					
To: State School Building Fund/ County School Facilities Fund		7613	0.00	0.00	0.0%
Other Authorized Interfund Transfers Out		7619	0.00	0.00	0.0%
(b) TOTAL, INTERFUND TRANSFERS OUT			0.00	0.00	0.0%
OTHER SOURCES/USES					
SOURCES					
Other Sources					
Transfers from Funds of Lapsed/Reorganized LEAs		8965	0.00	0.00	0.0%
Long-Term Debt Proceeds					
Proceeds from Certificates of Participation		8971	0.00	0.00	0.0%
Proceeds from Leases		8972	0.00	0.00	0.0%
All Other Financing Sources		8979	0.00	0.00	0.0%
(c) TOTAL, SOURCES			0.00	0.00	0.0%
USES					
Transfers of Funds from Lapsed/Reorganized LEAs		7651	0.00	0.00	0.0%
All Other Financing Uses		7699	0.00	0.00	0.0%
(d) TOTAL, USES			0.00	0.00	0.0%
CONTRIBUTIONS					
Contributions from Unrestricted Revenues		8980	0.00	0.00	0.0%
Contributions from Restricted Revenues		8990	0.00	0.00	0.0%
(e) TOTAL, CONTRIBUTIONS			0.00	0.00	0.0%
TOTAL, OTHER FINANCING SOURCES/USES (a - b + c - d + e)			183,783.00	0.00	-100.0%

Description	Function Codes	Object Codes	2020-21 Estimated Actuals	2021-22 Budget	Percent Difference
A. REVENUES					
1) LCFF Sources		8010-8099	0.00	0.00	0.0%
2) Federal Revenue		8100-8299	259,053.00	259,053.00	0.0%
3) Other State Revenue		8300-8599	2,700,357.00	3,814,311.00	41.3%
4) Other Local Revenue		8600-8799	81,090.00	162,180.00	100.0%
5) TOTAL, REVENUES			3,040,500.00	4,235,544.00	39.3%
B. EXPENDITURES (Objects 1000-7999)					
1) Instruction	1000-1999		1,975,320.00	1,579,910.00	-20.0%
2) Instruction - Related Services	2000-2999		1,243,509.00	1,057,211.00	-15.0%
3) Pupil Services	3000-3999		181,538.00	185,076.00	1.9%
4) Ancillary Services	4000-4999		0.00	0.00	0.0%
5) Community Services	5000-5999		0.00	0.00	0.0%
6) Enterprise	6000-6999		0.00	0.00	0.0%
7) General Administration	7000-7999		190,065.00	147,003.00	-22.7%
8) Plant Services	8000-8999		381,960.00	333,821.00	-12.6%
9) Other Outgo	9000-9999	Except 7600-7699	0.00	0.00	0.0%
10) TOTAL, EXPENDITURES			3,972,392.00	3,303,021.00	-16.9%
C. EXCESS (DEFICIENCY) OF REVENUES OVER EXPENDITURES BEFORE OTHER FINANCING SOURCES AND USES (A5 - B10)			(931,892.00)	932,523.00	-200.1%
D. OTHER FINANCING SOURCES/USES					
1) Interfund Transfers					
a) Transfers In		8900-8929	183,783.00	0.00	-100.0%
b) Transfers Out		7600-7629	0.00	0.00	0.0%
2) Other Sources/Uses					
a) Sources		8930-8979	0.00	0.00	0.0%
b) Uses		7630-7699	0.00	0.00	0.0%
3) Contributions		8980-8999	0.00	0.00	0.0%
4) TOTAL, OTHER FINANCING SOURCES/USES			183,783.00	0.00	-100.0%

Description	Function Codes	Object Codes	2020-21 Estimated Actuals	2021-22 Budget	Percent Difference
E. NET INCREASE (DECREASE) IN FUND BALANCE (C + D4)			(748,109.00)	932,523.00	-224.7%
F. FUND BALANCE, RESERVES					
1) Beginning Fund Balance					
a) As of July 1 - Unaudited		9791	3,695,238.00	2,947,129.00	-20.2%
b) Audit Adjustments		9793	0.00	0.00	0.0%
c) As of July 1 - Audited (F1a + F1b)			3,695,238.00	2,947,129.00	-20.2%
d) Other Restatements		9795	0.00	0.00	0.0%
e) Adjusted Beginning Balance (F1c + F1d)			3,695,238.00	2,947,129.00	-20.2%
2) Ending Balance, June 30 (E + F1e)			2,947,129.00	3,879,652.00	31.6%
Components of Ending Fund Balance					
a) Nonspendable					
Revolving Cash		9711	0.00	0.00	0.0%
Stores		9712	0.00	0.00	0.0%
Prepaid Items		9713	0.00	0.00	0.0%
All Others		9719	0.00	0.00	0.0%
b) Restricted		9740	307,135.00	1,568,826.00	410.8%
c) Committed					
Stabilization Arrangements		9750	0.00	0.00	0.0%
Other Commitments (by Resource/Object)		9760	2,639,994.00	2,310,826.00	-12.5%
d) Assigned					
Other Assignments (by Resource/Object)		9780	0.00	0.00	0.0%
e) Unassigned/Unappropriated					
Reserve for Economic Uncertainties		9789	0.00	0.00	0.0%
Unassigned/Unappropriated Amount		9790	0.00	0.00	0.0%

Resource	Description	2020-21 Estimated Actuals	2021-22 Budget
6391	Adult Education Program	307,135.00	1,568,826.00
Total, Restricted Balance		307,135.00	1,568,826.00

Description	Resource Codes	Object Codes	2020-21 Estimated Actuals	2021-22 Budget	Percent Difference
A. REVENUES					
1) LCFF Sources		8010-8099	0.00	0.00	0.0%
2) Federal Revenue		8100-8299	263,793.00	238,036.00	-9.8%
3) Other State Revenue		8300-8599	691,319.00	604,016.00	-12.6%
4) Other Local Revenue		8600-8799	1,486,147.00	2,222,613.00	49.6%
5) TOTAL, REVENUES			2,441,259.00	3,064,665.00	25.5%
B. EXPENDITURES					
1) Certificated Salaries		1000-1999	1,342,306.00	1,140,245.00	-15.1%
2) Classified Salaries		2000-2999	1,471,338.00	984,146.00	-33.1%
3) Employee Benefits		3000-3999	1,240,799.00	862,897.00	-30.5%
4) Books and Supplies		4000-4999	73,814.00	108,782.00	47.4%
5) Services and Other Operating Expenditures		5000-5999	(924,548.00)	208,232.00	-122.5%
6) Capital Outlay		6000-6999	0.00	0.00	0.0%
7) Other Outgo (excluding Transfers of Indirect Costs)		7100-7299, 7400-7499	0.00	0.00	0.0%
8) Other Outgo - Transfers of Indirect Costs		7300-7399	245,145.00	207,976.00	-15.2%
9) TOTAL, EXPENDITURES			3,448,854.00	3,512,278.00	1.8%
C. EXCESS (DEFICIENCY) OF REVENUES OVER EXPENDITURES BEFORE OTHER FINANCING SOURCES AND USES (A5 - B9)			(1,007,595.00)	(447,613.00)	-55.6%
D. OTHER FINANCING SOURCES/USES					
1) Interfund Transfers					
a) Transfers In		8900-8929	1,078,695.00	376,513.00	-65.1%
b) Transfers Out		7600-7629	0.00	0.00	0.0%
2) Other Sources/Uses					
a) Sources		8930-8979	0.00	0.00	0.0%
b) Uses		7630-7699	0.00	0.00	0.0%
3) Contributions		8980-8999	0.00	0.00	0.0%
4) TOTAL, OTHER FINANCING SOURCES/USES			1,078,695.00	376,513.00	-65.1%

Description	Resource Codes	Object Codes	2020-21 Estimated Actuals	2021-22 Budget	Percent Difference
E. NET INCREASE (DECREASE) IN FUND BALANCE (C + D4)			71,100.00	(71,100.00)	-200.0%
F. FUND BALANCE, RESERVES					
1) Beginning Fund Balance					
a) As of July 1 - Unaudited		9791	0.00	71,100.00	New
b) Audit Adjustments		9793	0.00	0.00	0.0%
c) As of July 1 - Audited (F1a + F1b)			0.00	71,100.00	New
d) Other Restatements		9795	0.00	0.00	0.0%
e) Adjusted Beginning Balance (F1c + F1d)			0.00	71,100.00	New
2) Ending Balance, June 30 (E + F1e)			71,100.00	0.00	-100.0%
Components of Ending Fund Balance					
a) Nonspendable					
Revolving Cash		9711	0.00	0.00	0.0%
Stores		9712	0.00	0.00	0.0%
Prepaid Items		9713	0.00	0.00	0.0%
All Others		9719	0.00	0.00	0.0%
b) Restricted		9740	71,100.00	0.00	-100.0%
c) Committed					
Stabilization Arrangements		9750	0.00	0.00	0.0%
Other Commitments		9760	0.00	0.00	0.0%
d) Assigned					
Other Assignments		9780	0.00	0.00	0.0%
e) Unassigned/Unappropriated					
Reserve for Economic Uncertainties		9789	0.00	0.00	0.0%
Unassigned/Unappropriated Amount		9790	0.00	0.00	0.0%

Description	Resource Codes	Object Codes	2020-21 Estimated Actuals	2021-22 Budget	Percent Difference
G. ASSETS					
1) Cash					
a) in County Treasury		9110	0.00		
1) Fair Value Adjustment to Cash in County Treasury		9111	0.00		
b) in Banks		9120	0.00		
c) in Revolving Cash Account		9130	0.00		
d) with Fiscal Agent/Trustee		9135	0.00		
e) Collections Awaiting Deposit		9140	0.00		
2) Investments		9150	0.00		
3) Accounts Receivable		9200	0.00		
4) Due from Grantor Government		9290	0.00		
5) Due from Other Funds		9310	0.00		
6) Stores		9320	0.00		
7) Prepaid Expenditures		9330	0.00		
8) Other Current Assets		9340	0.00		
9) TOTAL, ASSETS			0.00		
H. DEFERRED OUTFLOWS OF RESOURCES					
1) Deferred Outflows of Resources		9490	0.00		
2) TOTAL, DEFERRED OUTFLOWS			0.00		
I. LIABILITIES					
1) Accounts Payable		9500	0.00		
2) Due to Grantor Governments		9590	0.00		
3) Due to Other Funds		9610	0.00		
4) Current Loans		9640			
5) Unearned Revenue		9650	0.00		
6) TOTAL, LIABILITIES			0.00		
J. DEFERRED INFLOWS OF RESOURCES					
1) Deferred Inflows of Resources		9690	0.00		
2) TOTAL, DEFERRED INFLOWS			0.00		
K. FUND EQUITY					
Ending Fund Balance, June 30 (G9 + H2) - (I6 + J2)			0.00		

Description	Resource Codes	Object Codes	2020-21 Estimated Actuals	2021-22 Budget	Percent Difference
FEDERAL REVENUE					
Child Nutrition Programs		8220	18,248.00	26,555.00	45.5%
Interagency Contracts Between LEAs		8285	0.00	0.00	0.0%
Title I, Part A, Basic	3010	8290	0.00	0.00	0.0%
All Other Federal Revenue	All Other	8290	245,545.00	211,481.00	-13.9%
TOTAL, FEDERAL REVENUE			263,793.00	238,036.00	-9.8%
OTHER STATE REVENUE					
Child Nutrition Programs		8520	588.00	1,007.00	71.3%
Child Development Apportionments		8530	0.00	0.00	0.0%
Pass-Through Revenues from State Sources		8587	0.00	0.00	0.0%
State Preschool	6105	8590	690,731.00	603,009.00	-12.7%
All Other State Revenue	All Other	8590	0.00	0.00	0.0%
TOTAL, OTHER STATE REVENUE			691,319.00	604,016.00	-12.6%
OTHER LOCAL REVENUE					
Other Local Revenue					
Sales					
Sale of Equipment/Supplies		8631	0.00	0.00	0.0%
Food Service Sales		8634	0.00	0.00	0.0%
Interest		8660	0.00	0.00	0.0%
Net Increase (Decrease) in the Fair Value of Investments		8662	0.00	0.00	0.0%
Fees and Contracts					
Child Development Parent Fees		8673	1,477,147.00	2,215,613.00	50.0%
Interagency Services		8677	0.00	0.00	0.0%
All Other Fees and Contracts		8689	0.00	0.00	0.0%
Other Local Revenue					
All Other Local Revenue		8699	9,000.00	7,000.00	-22.2%
All Other Transfers In from All Others		8799	0.00	0.00	0.0%
TOTAL, OTHER LOCAL REVENUE			1,486,147.00	2,222,613.00	49.6%
TOTAL, REVENUES			2,441,259.00	3,064,665.00	25.5%

Description	Resource Codes	Object Codes	2020-21 Estimated Actuals	2021-22 Budget	Percent Difference
CERTIFICATED SALARIES					
Certificated Teachers' Salaries		1100	1,101,658.00	962,167.00	-12.7%
Certificated Pupil Support Salaries		1200	0.00	0.00	0.0%
Certificated Supervisors' and Administrators' Salaries		1300	240,648.00	178,078.00	-26.0%
Other Certificated Salaries		1900	0.00	0.00	0.0%
TOTAL, CERTIFICATED SALARIES			1,342,306.00	1,140,245.00	-15.1%
CLASSIFIED SALARIES					
Classified Instructional Salaries		2100	1,201,289.00	832,601.00	-30.7%
Classified Support Salaries		2200	85,208.00	27,558.00	-67.7%
Classified Supervisors' and Administrators' Salaries		2300	0.00	0.00	0.0%
Clerical, Technical and Office Salaries		2400	184,841.00	123,987.00	-32.9%
Other Classified Salaries		2900	0.00	0.00	0.0%
TOTAL, CLASSIFIED SALARIES			1,471,338.00	984,146.00	-33.1%
EMPLOYEE BENEFITS					
STRS		3101-3102	143,447.00	167,760.00	16.9%
PERS		3201-3202	383,179.00	238,639.00	-37.7%
OASDI/Medicare/Alternative		3301-3302	155,885.00	100,091.00	-35.8%
Health and Welfare Benefits		3401-3402	490,156.00	311,763.00	-36.4%
Unemployment Insurance		3501-3502	1,459.00	1,092.00	-25.2%
Workers' Compensation		3601-3602	66,673.00	43,552.00	-34.7%
OPEB, Allocated		3701-3702	0.00	0.00	0.0%
OPEB, Active Employees		3751-3752	0.00	0.00	0.0%
Other Employee Benefits		3901-3902	0.00	0.00	0.0%
TOTAL, EMPLOYEE BENEFITS			1,240,799.00	862,897.00	-30.5%
BOOKS AND SUPPLIES					
Approved Textbooks and Core Curricula Materials		4100	0.00	0.00	0.0%
Books and Other Reference Materials		4200	0.00	0.00	0.0%
Materials and Supplies		4300	34,935.00	43,731.00	25.2%
Noncapitalized Equipment		4400	1,253.00	0.00	-100.0%
Food		4700	37,626.00	65,051.00	72.9%
TOTAL, BOOKS AND SUPPLIES			73,814.00	108,782.00	47.4%

Description	Resource Codes	Object Codes	2020-21 Estimated Actuals	2021-22 Budget	Percent Difference
SERVICES AND OTHER OPERATING EXPENDITURES					
Subagreements for Services		5100	0.00	0.00	0.0%
Travel and Conferences		5200	1,407.00	1,668.00	18.6%
Dues and Memberships		5300	0.00	0.00	0.0%
Insurance		5400-5450	0.00	0.00	0.0%
Operations and Housekeeping Services		5500	77,784.00	20,636.00	-73.5%
Rentals, Leases, Repairs, and Noncapitalized Improvements		5600	0.00	0.00	0.0%
Transfers of Direct Costs		5710	0.00	0.00	0.0%
Transfers of Direct Costs - Interfund		5750	(1,013,621.00)	89,727.00	-108.9%
Professional/Consulting Services and Operating Expenditures		5800	7,855.00	86,132.00	996.5%
Communications		5900	2,027.00	10,069.00	396.7%
TOTAL, SERVICES AND OTHER OPERATING EXPENDITURES			(924,548.00)	208,232.00	-122.5%
CAPITAL OUTLAY					
Land		6100	0.00	0.00	0.0%
Land Improvements		6170	0.00	0.00	0.0%
Buildings and Improvements of Buildings		6200	0.00	0.00	0.0%
Equipment		6400	0.00	0.00	0.0%
Equipment Replacement		6500	0.00	0.00	0.0%
Lease Assets		6600	0.00	0.00	0.0%
TOTAL, CAPITAL OUTLAY			0.00	0.00	0.0%
OTHER OUTGO (excluding Transfers of Indirect Costs)					
Other Transfers Out					
All Other Transfers Out to All Others		7299	0.00	0.00	0.0%
Debt Service					
Debt Service - Interest		7438	0.00	0.00	0.0%
Other Debt Service - Principal		7439	0.00	0.00	0.0%
TOTAL, OTHER OUTGO (excluding Transfers of Indirect Costs)			0.00	0.00	0.0%
OTHER OUTGO - TRANSFERS OF INDIRECT COSTS					
Transfers of Indirect Costs - Interfund		7350	245,145.00	207,976.00	-15.2%
TOTAL, OTHER OUTGO - TRANSFERS OF INDIRECT COSTS			245,145.00	207,976.00	-15.2%
TOTAL, EXPENDITURES			3,448,854.00	3,512,278.00	1.8%

Description	Resource Codes	Object Codes	2020-21 Estimated Actuals	2021-22 Budget	Percent Difference
INTERFUND TRANSFERS					
INTERFUND TRANSFERS IN					
From: General Fund		8911	1,078,695.00	376,513.00	-65.1%
Other Authorized Interfund Transfers In		8919	0.00	0.00	0.0%
(a) TOTAL, INTERFUND TRANSFERS IN			1,078,695.00	376,513.00	-65.1%
INTERFUND TRANSFERS OUT					
Other Authorized Interfund Transfers Out		7619	0.00	0.00	0.0%
(b) TOTAL, INTERFUND TRANSFERS OUT			0.00	0.00	0.0%
OTHER SOURCES/USES					
SOURCES					
Other Sources					
Transfers from Funds of Lapsed/Reorganized LEAs		8965	0.00	0.00	0.0%
Long-Term Debt Proceeds					
Proceeds from Certificates of Participation		8971	0.00	0.00	0.0%
Proceeds from Leases		8972	0.00	0.00	0.0%
All Other Financing Sources		8979	0.00	0.00	0.0%
(c) TOTAL, SOURCES			0.00	0.00	0.0%
USES					
Transfers of Funds from Lapsed/Reorganized LEAs		7651	0.00	0.00	0.0%
All Other Financing Uses		7699	0.00	0.00	0.0%
(d) TOTAL, USES			0.00	0.00	0.0%
CONTRIBUTIONS					
Contributions from Unrestricted Revenues		8980	0.00	0.00	0.0%
Contributions from Restricted Revenues		8990	0.00	0.00	0.0%
(e) TOTAL, CONTRIBUTIONS			0.00	0.00	0.0%
TOTAL, OTHER FINANCING SOURCES/USES (a - b + c - d + e)			1,078,695.00	376,513.00	-65.1%

Description	Function Codes	Object Codes	2020-21 Estimated Actuals	2021-22 Budget	Percent Difference
A. REVENUES					
1) LCFF Sources		8010-8099	0.00	0.00	0.0%
2) Federal Revenue		8100-8299	263,793.00	238,036.00	-9.8%
3) Other State Revenue		8300-8599	691,319.00	604,016.00	-12.6%
4) Other Local Revenue		8600-8799	1,486,147.00	2,222,613.00	49.6%
5) TOTAL, REVENUES			2,441,259.00	3,064,665.00	25.5%
B. EXPENDITURES (Objects 1000-7999)					
1) Instruction	1000-1999		2,267,186.00	2,629,617.00	16.0%
2) Instruction - Related Services	2000-2999		610,582.00	442,256.00	-27.6%
3) Pupil Services	3000-3999		39,739.00	68,961.00	73.5%
4) Ancillary Services	4000-4999		0.00	0.00	0.0%
5) Community Services	5000-5999		0.00	0.00	0.0%
6) Enterprise	6000-6999		0.00	0.00	0.0%
7) General Administration	7000-7999		245,145.00	207,976.00	-15.2%
8) Plant Services	8000-8999		286,202.00	163,468.00	-42.9%
9) Other Outgo	9000-9999	Except 7600-7699	0.00	0.00	0.0%
10) TOTAL, EXPENDITURES			3,448,854.00	3,512,278.00	1.8%
C. EXCESS (DEFICIENCY) OF REVENUES OVER EXPENDITURES BEFORE OTHER FINANCING SOURCES AND USES (A5 - B10)			(1,007,595.00)	(447,613.00)	-55.6%
D. OTHER FINANCING SOURCES/USES					
1) Interfund Transfers					
a) Transfers In		8900-8929	1,078,695.00	376,513.00	-65.1%
b) Transfers Out		7600-7629	0.00	0.00	0.0%
2) Other Sources/Uses					
a) Sources		8930-8979	0.00	0.00	0.0%
b) Uses		7630-7699	0.00	0.00	0.0%
3) Contributions		8980-8999	0.00	0.00	0.0%
4) TOTAL, OTHER FINANCING SOURCES/USES			1,078,695.00	376,513.00	-65.1%

Description	Function Codes	Object Codes	2020-21 Estimated Actuals	2021-22 Budget	Percent Difference
E. NET INCREASE (DECREASE) IN FUND BALANCE (C + D4)			71,100.00	(71,100.00)	-200.0%
F. FUND BALANCE, RESERVES					
1) Beginning Fund Balance					
a) As of July 1 - Unaudited		9791	0.00	71,100.00	New
b) Audit Adjustments		9793	0.00	0.00	0.0%
c) As of July 1 - Audited (F1a + F1b)			0.00	71,100.00	New
d) Other Restatements		9795	0.00	0.00	0.0%
e) Adjusted Beginning Balance (F1c + F1d)			0.00	71,100.00	New
2) Ending Balance, June 30 (E + F1e)			71,100.00	0.00	-100.0%
Components of Ending Fund Balance					
a) Nonspendable					
Revolving Cash		9711	0.00	0.00	0.0%
Stores		9712	0.00	0.00	0.0%
Prepaid Items		9713	0.00	0.00	0.0%
All Others		9719	0.00	0.00	0.0%
b) Restricted		9740	71,100.00	0.00	-100.0%
c) Committed					
Stabilization Arrangements		9750	0.00	0.00	0.0%
Other Commitments (by Resource/Object)		9760	0.00	0.00	0.0%
d) Assigned					
Other Assignments (by Resource/Object)		9780	0.00	0.00	0.0%
e) Unassigned/Unappropriated					
Reserve for Economic Uncertainties		9789	0.00	0.00	0.0%
Unassigned/Unappropriated Amount		9790	0.00	0.00	0.0%

Resource	Description	2020-21 Estimated Actuals	2021-22 Budget
5058	Child Development: Coronavirus Response and Relief Supple	42,998.00	0.00
6130	Child Development: Center-Based Reserve Account	28,102.00	0.00
Total, Restricted Balance		71,100.00	0.00

Description	Resource Codes	Object Codes	2020-21 Estimated Actuals	2021-22 Budget	Percent Difference
A. REVENUES					
1) LCFF Sources		8010-8099	0.00	0.00	0.0%
2) Federal Revenue		8100-8299	1,469,451.00	3,656,390.00	148.8%
3) Other State Revenue		8300-8599	118,000.00	118,000.00	0.0%
4) Other Local Revenue		8600-8799	27,121.00	763,000.00	2713.3%
5) TOTAL, REVENUES			1,614,572.00	4,537,390.00	181.0%
B. EXPENDITURES					
1) Certificated Salaries		1000-1999	0.00	0.00	0.0%
2) Classified Salaries		2000-2999	1,482,280.00	1,637,856.00	10.5%
3) Employee Benefits		3000-3999	612,492.00	663,177.00	8.3%
4) Books and Supplies		4000-4999	804,050.00	1,512,100.00	88.1%
5) Services and Other Operating Expenditures		5000-5999	(859,958.00)	142,252.00	-116.5%
6) Capital Outlay		6000-6999	0.00	0.00	0.0%
7) Other Outgo (excluding Transfers of Indirect Costs)		7100-7299, 7400-7499	0.00	0.00	0.0%
8) Other Outgo - Transfers of Indirect Costs		7300-7399	101,943.00	216,755.00	112.6%
9) TOTAL, EXPENDITURES			2,140,807.00	4,172,140.00	94.9%
C. EXCESS (DEFICIENCY) OF REVENUES OVER EXPENDITURES BEFORE OTHER FINANCING SOURCES AND USES (A5 - B9)			(526,235.00)	365,250.00	-169.4%
D. OTHER FINANCING SOURCES/USES					
1) Interfund Transfers					
a) Transfers In		8900-8929	0.00	0.00	0.0%
b) Transfers Out		7600-7629	0.00	0.00	0.0%
2) Other Sources/Uses					
a) Sources		8930-8979	0.00	0.00	0.0%
b) Uses		7630-7699	0.00	0.00	0.0%
3) Contributions		8980-8999	0.00	0.00	0.0%
4) TOTAL, OTHER FINANCING SOURCES/USES			0.00	0.00	0.0%

Description	Resource Codes	Object Codes	2020-21 Estimated Actuals	2021-22 Budget	Percent Difference
E. NET INCREASE (DECREASE) IN FUND BALANCE (C + D4)			(526,235.00)	365,250.00	-169.4%
F. FUND BALANCE, RESERVES					
1) Beginning Fund Balance					
a) As of July 1 - Unaudited		9791	548,878.00	22,643.00	-95.9%
b) Audit Adjustments		9793	0.00	0.00	0.0%
c) As of July 1 - Audited (F1a + F1b)			548,878.00	22,643.00	-95.9%
d) Other Restatements		9795	0.00	0.00	0.0%
e) Adjusted Beginning Balance (F1c + F1d)			548,878.00	22,643.00	-95.9%
2) Ending Balance, June 30 (E + F1e)			22,643.00	387,893.00	1613.1%
Components of Ending Fund Balance					
a) Nonspendable					
Revolving Cash		9711	0.00	0.00	0.0%
Stores		9712	0.00	0.00	0.0%
Prepaid Items		9713	0.00	0.00	0.0%
All Others		9719	0.00	0.00	0.0%
b) Restricted		9740	22,643.00	387,893.00	1613.1%
c) Committed					
Stabilization Arrangements		9750	0.00	0.00	0.0%
Other Commitments		9760	0.00	0.00	0.0%
d) Assigned					
Other Assignments		9780	0.00	0.00	0.0%
e) Unassigned/Unappropriated					
Reserve for Economic Uncertainties		9789	0.00	0.00	0.0%
Unassigned/Unappropriated Amount		9790	0.00	0.00	0.0%

Description	Resource Codes	Object Codes	2020-21 Estimated Actuals	2021-22 Budget	Percent Difference
G. ASSETS					
1) Cash					
a) in County Treasury		9110	0.00		
1) Fair Value Adjustment to Cash in County Treasury		9111	0.00		
b) in Banks		9120	0.00		
c) in Revolving Cash Account		9130	0.00		
d) with Fiscal Agent/Trustee		9135	0.00		
e) Collections Awaiting Deposit		9140	0.00		
2) Investments		9150	0.00		
3) Accounts Receivable		9200	0.00		
4) Due from Grantor Government		9290	0.00		
5) Due from Other Funds		9310	0.00		
6) Stores		9320	0.00		
7) Prepaid Expenditures		9330	0.00		
8) Other Current Assets		9340	0.00		
9) TOTAL, ASSETS			0.00		
H. DEFERRED OUTFLOWS OF RESOURCES					
1) Deferred Outflows of Resources		9490	0.00		
2) TOTAL, DEFERRED OUTFLOWS			0.00		
I. LIABILITIES					
1) Accounts Payable		9500	0.00		
2) Due to Grantor Governments		9590	0.00		
3) Due to Other Funds		9610	0.00		
4) Current Loans		9640			
5) Unearned Revenue		9650	0.00		
6) TOTAL, LIABILITIES			0.00		
J. DEFERRED INFLOWS OF RESOURCES					
1) Deferred Inflows of Resources		9690	0.00		
2) TOTAL, DEFERRED INFLOWS			0.00		
K. FUND EQUITY					
Ending Fund Balance, June 30 (G9 + H2) - (I6 + J2)			0.00		

Description	Resource Codes	Object Codes	2020-21 Estimated Actuals	2021-22 Budget	Percent Difference
FEDERAL REVENUE					
Child Nutrition Programs		8220	1,469,451.00	3,656,390.00	148.8%
Donated Food Commodities		8221	0.00	0.00	0.0%
All Other Federal Revenue		8290	0.00	0.00	0.0%
TOTAL, FEDERAL REVENUE			1,469,451.00	3,656,390.00	148.8%
OTHER STATE REVENUE					
Child Nutrition Programs		8520	118,000.00	118,000.00	0.0%
All Other State Revenue		8590	0.00	0.00	0.0%
TOTAL, OTHER STATE REVENUE			118,000.00	118,000.00	0.0%
OTHER LOCAL REVENUE					
Other Local Revenue					
Sales					
Sale of Equipment/Supplies		8631	0.00	0.00	0.0%
Food Service Sales		8634	20,000.00	759,000.00	3695.0%
Leases and Rentals		8650	0.00	0.00	0.0%
Interest		8660	7,121.00	4,000.00	-43.8%
Net Increase (Decrease) in the Fair Value of Investments		8662	0.00	0.00	0.0%
Fees and Contracts					
Interagency Services		8677	0.00	0.00	0.0%
Other Local Revenue					
All Other Local Revenue		8699	0.00	0.00	0.0%
TOTAL, OTHER LOCAL REVENUE			27,121.00	763,000.00	2713.3%
TOTAL, REVENUES			1,614,572.00	4,537,390.00	181.0%

Description	Resource Codes	Object Codes	2020-21 Estimated Actuals	2021-22 Budget	Percent Difference
CERTIFICATED SALARIES					
Certificated Supervisors' and Administrators' Salaries		1300	0.00	0.00	0.0%
Other Certificated Salaries		1900	0.00	0.00	0.0%
TOTAL, CERTIFICATED SALARIES			0.00	0.00	0.0%
CLASSIFIED SALARIES					
Classified Support Salaries		2200	833,745.00	1,015,417.00	21.8%
Classified Supervisors' and Administrators' Salaries		2300	550,239.00	505,143.00	-8.2%
Clerical, Technical and Office Salaries		2400	98,201.00	99,496.00	1.3%
Other Classified Salaries		2900	95.00	17,800.00	18636.8%
TOTAL, CLASSIFIED SALARIES			1,482,280.00	1,637,856.00	10.5%
EMPLOYEE BENEFITS					
STRS		3101-3102	0.00	0.00	0.0%
PERS		3201-3202	278,130.00	324,983.00	16.8%
OASDI/Medicare/Alternative		3301-3302	113,395.00	122,568.00	8.1%
Health and Welfare Benefits		3401-3402	185,093.00	181,236.00	-2.1%
Unemployment Insurance		3501-3502	745.00	814.00	9.3%
Workers' Compensation		3601-3602	35,129.00	33,576.00	-4.4%
OPEB, Allocated		3701-3702	0.00	0.00	0.0%
OPEB, Active Employees		3751-3752	0.00	0.00	0.0%
Other Employee Benefits		3901-3902	0.00	0.00	0.0%
TOTAL, EMPLOYEE BENEFITS			612,492.00	663,177.00	8.3%
BOOKS AND SUPPLIES					
Books and Other Reference Materials		4200	0.00	0.00	0.0%
Materials and Supplies		4300	61,347.00	68,100.00	11.0%
Noncapitalized Equipment		4400	703.00	44,000.00	6158.9%
Food		4700	742,000.00	1,400,000.00	88.7%
TOTAL, BOOKS AND SUPPLIES			804,050.00	1,512,100.00	88.1%

Description	Resource Codes	Object Codes	2020-21 Estimated Actuals	2021-22 Budget	Percent Difference
SERVICES AND OTHER OPERATING EXPENDITURES					
Subagreements for Services		5100	0.00	0.00	0.0%
Travel and Conferences		5200	700.00	2,000.00	185.7%
Dues and Memberships		5300	1,000.00	1,200.00	20.0%
Insurance		5400-5450	0.00	0.00	0.0%
Operations and Housekeeping Services		5500	15,910.00	16,000.00	0.6%
Rentals, Leases, Repairs, and Noncapitalized Improvements		5600	250.00	250.00	0.0%
Transfers of Direct Costs		5710	0.00	0.00	0.0%
Transfers of Direct Costs - Interfund		5750	(905,005.00)	76,198.00	-108.4%
Professional/Consulting Services and Operating Expenditures		5800	23,395.00	41,000.00	75.3%
Communications		5900	3,792.00	5,604.00	47.8%
TOTAL, SERVICES AND OTHER OPERATING EXPENDITURES			(859,958.00)	142,252.00	-116.5%
CAPITAL OUTLAY					
Buildings and Improvements of Buildings		6200	0.00	0.00	0.0%
Equipment		6400	0.00	0.00	0.0%
Equipment Replacement		6500	0.00	0.00	0.0%
Lease Assets		6600	0.00	0.00	0.0%
TOTAL, CAPITAL OUTLAY			0.00	0.00	0.0%
OTHER OUTGO (excluding Transfers of Indirect Costs)					
Debt Service					
Debt Service - Interest		7438	0.00	0.00	0.0%
Other Debt Service - Principal		7439	0.00	0.00	0.0%
TOTAL, OTHER OUTGO (excluding Transfers of Indirect Costs)			0.00	0.00	0.0%
OTHER OUTGO - TRANSFERS OF INDIRECT COSTS					
Transfers of Indirect Costs - Interfund		7350	101,943.00	216,755.00	112.6%
TOTAL, OTHER OUTGO - TRANSFERS OF INDIRECT COSTS			101,943.00	216,755.00	112.6%
TOTAL, EXPENDITURES			2,140,807.00	4,172,140.00	94.9%

Description	Resource Codes	Object Codes	2020-21 Estimated Actuals	2021-22 Budget	Percent Difference
INTERFUND TRANSFERS					
INTERFUND TRANSFERS IN					
From: General Fund		8916	0.00	0.00	0.0%
Other Authorized Interfund Transfers In		8919	0.00	0.00	0.0%
(a) TOTAL, INTERFUND TRANSFERS IN			0.00	0.00	0.0%
INTERFUND TRANSFERS OUT					
Other Authorized Interfund Transfers Out		7619	0.00	0.00	0.0%
(b) TOTAL, INTERFUND TRANSFERS OUT			0.00	0.00	0.0%
OTHER SOURCES/USES					
SOURCES					
Other Sources					
Transfers from Funds of Lapsed/Reorganized LEAs		8965	0.00	0.00	0.0%
Long-Term Debt Proceeds					
Proceeds from Leases		8972	0.00	0.00	0.0%
All Other Financing Sources		8979	0.00	0.00	0.0%
(c) TOTAL, SOURCES			0.00	0.00	0.0%
USES					
Transfers of Funds from Lapsed/Reorganized LEAs		7651	0.00	0.00	0.0%
All Other Financing Uses		7699	0.00	0.00	0.0%
(d) TOTAL, USES			0.00	0.00	0.0%
CONTRIBUTIONS					
Contributions from Unrestricted Revenues		8980	0.00	0.00	0.0%
Contributions from Restricted Revenues		8990	0.00	0.00	0.0%
(e) TOTAL, CONTRIBUTIONS			0.00	0.00	0.0%
TOTAL, OTHER FINANCING SOURCES/USES (a - b + c - d + e)			0.00	0.00	0.0%

Description	Function Codes	Object Codes	2020-21 Estimated Actuals	2021-22 Budget	Percent Difference
A. REVENUES					
1) LCFF Sources		8010-8099	0.00	0.00	0.0%
2) Federal Revenue		8100-8299	1,469,451.00	3,656,390.00	148.8%
3) Other State Revenue		8300-8599	118,000.00	118,000.00	0.0%
4) Other Local Revenue		8600-8799	27,121.00	763,000.00	2713.3%
5) TOTAL, REVENUES			1,614,572.00	4,537,390.00	181.0%
B. EXPENDITURES (Objects 1000-7999)					
1) Instruction	1000-1999		0.00	0.00	0.0%
2) Instruction - Related Services	2000-2999		0.00	0.00	0.0%
3) Pupil Services	3000-3999		1,966,191.00	3,869,187.00	96.8%
4) Ancillary Services	4000-4999		0.00	0.00	0.0%
5) Community Services	5000-5999		0.00	0.00	0.0%
6) Enterprise	6000-6999		0.00	0.00	0.0%
7) General Administration	7000-7999		101,943.00	216,755.00	112.6%
8) Plant Services	8000-8999		72,673.00	86,198.00	18.6%
9) Other Outgo	9000-9999	Except 7600-7699	0.00	0.00	0.0%
10) TOTAL, EXPENDITURES			2,140,807.00	4,172,140.00	94.9%
C. EXCESS (DEFICIENCY) OF REVENUES OVER EXPENDITURES BEFORE OTHER FINANCING SOURCES AND USES (A5 - B10)			(526,235.00)	365,250.00	-169.4%
D. OTHER FINANCING SOURCES/USES					
1) Interfund Transfers					
a) Transfers In		8900-8929	0.00	0.00	0.0%
b) Transfers Out		7600-7629	0.00	0.00	0.0%
2) Other Sources/Uses					
a) Sources		8930-8979	0.00	0.00	0.0%
b) Uses		7630-7699	0.00	0.00	0.0%
3) Contributions		8980-8999	0.00	0.00	0.0%
4) TOTAL, OTHER FINANCING SOURCES/USES			0.00	0.00	0.0%

Description	Function Codes	Object Codes	2020-21 Estimated Actuals	2021-22 Budget	Percent Difference
E. NET INCREASE (DECREASE) IN FUND BALANCE (C + D4)			(526,235.00)	365,250.00	-169.4%
F. FUND BALANCE, RESERVES					
1) Beginning Fund Balance					
a) As of July 1 - Unaudited		9791	548,878.00	22,643.00	-95.9%
b) Audit Adjustments		9793	0.00	0.00	0.0%
c) As of July 1 - Audited (F1a + F1b)			548,878.00	22,643.00	-95.9%
d) Other Restatements		9795	0.00	0.00	0.0%
e) Adjusted Beginning Balance (F1c + F1d)			548,878.00	22,643.00	-95.9%
2) Ending Balance, June 30 (E + F1e)			22,643.00	387,893.00	1613.1%
Components of Ending Fund Balance					
a) Nonspendable					
Revolving Cash		9711	0.00	0.00	0.0%
Stores		9712	0.00	0.00	0.0%
Prepaid Items		9713	0.00	0.00	0.0%
All Others		9719	0.00	0.00	0.0%
b) Restricted		9740	22,643.00	387,893.00	1613.1%
c) Committed					
Stabilization Arrangements		9750	0.00	0.00	0.0%
Other Commitments (by Resource/Object)		9760	0.00	0.00	0.0%
d) Assigned					
Other Assignments (by Resource/Object)		9780	0.00	0.00	0.0%
e) Unassigned/Unappropriated					
Reserve for Economic Uncertainties		9789	0.00	0.00	0.0%
Unassigned/Unappropriated Amount		9790	0.00	0.00	0.0%

Resource	Description	2020-21 Estimated Actuals	2021-22 Budget
5310	Child Nutrition: School Programs (e.g., School Lunch, School	22,643.00	387,893.00
Total, Restricted Balance		22,643.00	387,893.00

Description	Resource Codes	Object Codes	2020-21 Estimated Actuals	2021-22 Budget	Percent Difference
A. REVENUES					
1) LCFF Sources		8010-8099	0.00	0.00	0.0%
2) Federal Revenue		8100-8299	0.00	0.00	0.0%
3) Other State Revenue		8300-8599	0.00	0.00	0.0%
4) Other Local Revenue		8600-8799	1,752.00	2,627.00	49.9%
5) TOTAL, REVENUES			1,752.00	2,627.00	49.9%
B. EXPENDITURES					
1) Certificated Salaries		1000-1999	0.00	0.00	0.0%
2) Classified Salaries		2000-2999	0.00	0.00	0.0%
3) Employee Benefits		3000-3999	0.00	0.00	0.0%
4) Books and Supplies		4000-4999	1,553.00	0.00	-100.0%
5) Services and Other Operating Expenditures		5000-5999	11,956.00	0.00	-100.0%
6) Capital Outlay		6000-6999	262,640.00	208,006.00	-20.8%
7) Other Outgo (excluding Transfers of Indirect Costs)		7100-7299, 7400-7499	0.00	0.00	0.0%
8) Other Outgo - Transfers of Indirect Costs		7300-7399	0.00	0.00	0.0%
9) TOTAL, EXPENDITURES			276,149.00	208,006.00	-24.7%
C. EXCESS (DEFICIENCY) OF REVENUES OVER EXPENDITURES BEFORE OTHER FINANCING SOURCES AND USES (A5 - B9)			(274,397.00)	(205,379.00)	-25.2%
D. OTHER FINANCING SOURCES/USES					
1) Interfund Transfers					
a) Transfers In		8900-8929	0.00	0.00	0.0%
b) Transfers Out		7600-7629	0.00	0.00	0.0%
2) Other Sources/Uses					
a) Sources		8930-8979	0.00	0.00	0.0%
b) Uses		7630-7699	0.00	0.00	0.0%
3) Contributions		8980-8999	0.00	0.00	0.0%
4) TOTAL, OTHER FINANCING SOURCES/USES			0.00	0.00	0.0%

Description	Resource Codes	Object Codes	2020-21 Estimated Actuals	2021-22 Budget	Percent Difference
E. NET INCREASE (DECREASE) IN FUND BALANCE (C + D4)			(274,397.00)	(205,379.00)	-25.2%
F. FUND BALANCE, RESERVES					
1) Beginning Fund Balance					
a) As of July 1 - Unaudited		9791	1,009,205.00	734,808.00	-27.2%
b) Audit Adjustments		9793	0.00	0.00	0.0%
c) As of July 1 - Audited (F1a + F1b)			1,009,205.00	734,808.00	-27.2%
d) Other Restatements		9795	0.00	0.00	0.0%
e) Adjusted Beginning Balance (F1c + F1d)			1,009,205.00	734,808.00	-27.2%
2) Ending Balance, June 30 (E + F1e)			734,808.00	529,429.00	-28.0%
Components of Ending Fund Balance					
a) Nonspendable					
Revolving Cash		9711	0.00	0.00	0.0%
Stores		9712	0.00	0.00	0.0%
Prepaid Items		9713	0.00	0.00	0.0%
All Others		9719	0.00	0.00	0.0%
b) Restricted		9740	0.00	0.00	0.0%
c) Committed					
Stabilization Arrangements		9750	0.00	0.00	0.0%
Other Commitments		9760	734,808.00	529,429.00	-28.0%
d) Assigned					
Other Assignments		9780	0.00	0.00	0.0%
e) Unassigned/Unappropriated					
Reserve for Economic Uncertainties		9789	0.00	0.00	0.0%
Unassigned/Unappropriated Amount		9790	0.00	0.00	0.0%

Description	Resource Codes	Object Codes	2020-21 Estimated Actuals	2021-22 Budget	Percent Difference
G. ASSETS					
1) Cash					
a) in County Treasury		9110	0.00		
1) Fair Value Adjustment to Cash in County Treasury		9111	0.00		
b) in Banks		9120	0.00		
c) in Revolving Cash Account		9130	0.00		
d) with Fiscal Agent/Trustee		9135	0.00		
e) Collections Awaiting Deposit		9140	0.00		
2) Investments		9150	0.00		
3) Accounts Receivable		9200	0.00		
4) Due from Grantor Government		9290	0.00		
5) Due from Other Funds		9310	0.00		
6) Stores		9320	0.00		
7) Prepaid Expenditures		9330	0.00		
8) Other Current Assets		9340	0.00		
9) TOTAL, ASSETS			0.00		
H. DEFERRED OUTFLOWS OF RESOURCES					
1) Deferred Outflows of Resources		9490	0.00		
2) TOTAL, DEFERRED OUTFLOWS			0.00		
I. LIABILITIES					
1) Accounts Payable		9500	0.00		
2) Due to Grantor Governments		9590	0.00		
3) Due to Other Funds		9610	0.00		
4) Current Loans		9640			
5) Unearned Revenue		9650	0.00		
6) TOTAL, LIABILITIES			0.00		
J. DEFERRED INFLOWS OF RESOURCES					
1) Deferred Inflows of Resources		9690	0.00		
2) TOTAL, DEFERRED INFLOWS			0.00		
K. FUND EQUITY					
Ending Fund Balance, June 30 (G9 + H2) - (I6 + J2)			0.00		

Description	Resource Codes	Object Codes	2020-21 Estimated Actuals	2021-22 Budget	Percent Difference
LCFF SOURCES					
LCFF Transfers					
LCFF Transfers - Current Year		8091	0.00	0.00	0.0%
LCFF/Revenue Limit Transfers - Prior Years		8099	0.00	0.00	0.0%
TOTAL, LCFF SOURCES			0.00	0.00	0.0%
OTHER STATE REVENUE					
All Other State Revenue		8590	0.00	0.00	0.0%
TOTAL, OTHER STATE REVENUE			0.00	0.00	0.0%
OTHER LOCAL REVENUE					
Other Local Revenue					
Community Redevelopment Funds Not Subject to LCFF Deduction		8625	0.00	0.00	0.0%
Sales					
Sale of Equipment/Supplies		8631	0.00	0.00	0.0%
Interest		8660	1,752.00	2,627.00	49.9%
Net Increase (Decrease) in the Fair Value of Investments		8662	0.00	0.00	0.0%
Other Local Revenue					
All Other Local Revenue		8699	0.00	0.00	0.0%
All Other Transfers In from All Others		8799	0.00	0.00	0.0%
TOTAL, OTHER LOCAL REVENUE			1,752.00	2,627.00	49.9%
TOTAL, REVENUES			1,752.00	2,627.00	49.9%

Description	Resource Codes	Object Codes	2020-21 Estimated Actuals	2021-22 Budget	Percent Difference
CLASSIFIED SALARIES					
Classified Support Salaries		2200	0.00	0.00	0.0%
Other Classified Salaries		2900	0.00	0.00	0.0%
TOTAL, CLASSIFIED SALARIES			0.00	0.00	0.0%
EMPLOYEE BENEFITS					
STRS		3101-3102	0.00	0.00	0.0%
PERS		3201-3202	0.00	0.00	0.0%
OASDI/Medicare/Alternative		3301-3302	0.00	0.00	0.0%
Health and Welfare Benefits		3401-3402	0.00	0.00	0.0%
Unemployment Insurance		3501-3502	0.00	0.00	0.0%
Workers' Compensation		3601-3602	0.00	0.00	0.0%
OPEB, Allocated		3701-3702	0.00	0.00	0.0%
OPEB, Active Employees		3751-3752	0.00	0.00	0.0%
Other Employee Benefits		3901-3902	0.00	0.00	0.0%
TOTAL, EMPLOYEE BENEFITS			0.00	0.00	0.0%
BOOKS AND SUPPLIES					
Books and Other Reference Materials		4200	0.00	0.00	0.0%
Materials and Supplies		4300	0.00	0.00	0.0%
Noncapitalized Equipment		4400	1,553.00	0.00	-100.0%
TOTAL, BOOKS AND SUPPLIES			1,553.00	0.00	-100.0%

Description	Resource Codes	Object Codes	2020-21 Estimated Actuals	2021-22 Budget	Percent Difference
SERVICES AND OTHER OPERATING EXPENDITURES					
Subagreements for Services		5100	0.00	0.00	0.0%
Travel and Conferences		5200	0.00	0.00	0.0%
Rentals, Leases, Repairs, and Noncapitalized Improvements		5600	11,956.00	0.00	-100.0%
Transfers of Direct Costs		5710	0.00	0.00	0.0%
Transfers of Direct Costs - Interfund		5750	0.00	0.00	0.0%
Professional/Consulting Services and Operating Expenditures		5800	0.00	0.00	0.0%
TOTAL, SERVICES AND OTHER OPERATING EXPENDITURES			11,956.00	0.00	-100.0%
CAPITAL OUTLAY					
Land Improvements		6170	58,575.00	158,926.00	171.3%
Buildings and Improvements of Buildings		6200	118,065.00	28,000.00	-76.3%
Equipment		6400	0.00	0.00	0.0%
Equipment Replacement		6500	86,000.00	21,080.00	-75.5%
Lease Assets		6600	0.00	0.00	0.0%
TOTAL, CAPITAL OUTLAY			262,640.00	208,006.00	-20.8%
OTHER OUTGO (excluding Transfers of Indirect Costs)					
Debt Service					
Debt Service - Interest		7438	0.00	0.00	0.0%
Other Debt Service - Principal		7439	0.00	0.00	0.0%
TOTAL, OTHER OUTGO (excluding Transfers of Indirect Costs)			0.00	0.00	0.0%
TOTAL, EXPENDITURES			276,149.00	208,006.00	-24.7%

Description	Resource Codes	Object Codes	2020-21 Estimated Actuals	2021-22 Budget	Percent Difference
INTERFUND TRANSFERS					
INTERFUND TRANSFERS IN					
Other Authorized Interfund Transfers In		8919	0.00	0.00	0.0%
(a) TOTAL, INTERFUND TRANSFERS IN			0.00	0.00	0.0%
INTERFUND TRANSFERS OUT					
Other Authorized Interfund Transfers Out		7619	0.00	0.00	0.0%
(b) TOTAL, INTERFUND TRANSFERS OUT			0.00	0.00	0.0%
OTHER SOURCES/USES					
SOURCES					
Other Sources					
Transfers from Funds of Lapsed/Reorganized LEAs		8965	0.00	0.00	0.0%
Long-Term Debt Proceeds					
Proceeds from Leases		8972	0.00	0.00	0.0%
All Other Financing Sources		8979	0.00	0.00	0.0%
(c) TOTAL, SOURCES			0.00	0.00	0.0%
USES					
Transfers of Funds from Lapsed/Reorganized LEAs		7651	0.00	0.00	0.0%
All Other Financing Uses		7699	0.00	0.00	0.0%
(d) TOTAL, USES			0.00	0.00	0.0%
CONTRIBUTIONS					
Contributions from Unrestricted Revenues		8980	0.00	0.00	0.0%
Contributions from Restricted Revenues		8990	0.00	0.00	0.0%
(e) TOTAL, CONTRIBUTIONS			0.00	0.00	0.0%
TOTAL, OTHER FINANCING SOURCES/USES (a - b + c - d + e)			0.00	0.00	0.0%

Description	Function Codes	Object Codes	2020-21 Estimated Actuals	2021-22 Budget	Percent Difference
A. REVENUES					
1) LCFF Sources		8010-8099	0.00	0.00	0.0%
2) Federal Revenue		8100-8299	0.00	0.00	0.0%
3) Other State Revenue		8300-8599	0.00	0.00	0.0%
4) Other Local Revenue		8600-8799	1,752.00	2,627.00	49.9%
5) TOTAL, REVENUES			1,752.00	2,627.00	49.9%
B. EXPENDITURES (Objects 1000-7999)					
1) Instruction	1000-1999		0.00	0.00	0.0%
2) Instruction - Related Services	2000-2999		0.00	0.00	0.0%
3) Pupil Services	3000-3999		0.00	0.00	0.0%
4) Ancillary Services	4000-4999		0.00	0.00	0.0%
5) Community Services	5000-5999		0.00	0.00	0.0%
6) Enterprise	6000-6999		0.00	0.00	0.0%
7) General Administration	7000-7999		0.00	0.00	0.0%
8) Plant Services	8000-8999		276,149.00	208,006.00	-24.7%
9) Other Outgo	9000-9999	Except 7600-7699	0.00	0.00	0.0%
10) TOTAL, EXPENDITURES			276,149.00	208,006.00	-24.7%
C. EXCESS (DEFICIENCY) OF REVENUES OVER EXPENDITURES BEFORE OTHER FINANCING SOURCES AND USES (A5 - B10)			(274,397.00)	(205,379.00)	-25.2%
D. OTHER FINANCING SOURCES/USES					
1) Interfund Transfers					
a) Transfers In		8900-8929	0.00	0.00	0.0%
b) Transfers Out		7600-7629	0.00	0.00	0.0%
2) Other Sources/Uses					
a) Sources		8930-8979	0.00	0.00	0.0%
b) Uses		7630-7699	0.00	0.00	0.0%
3) Contributions		8980-8999	0.00	0.00	0.0%
4) TOTAL, OTHER FINANCING SOURCES/USES			0.00	0.00	0.0%

Description	Function Codes	Object Codes	2020-21 Estimated Actuals	2021-22 Budget	Percent Difference
E. NET INCREASE (DECREASE) IN FUND BALANCE (C + D4)			(274,397.00)	(205,379.00)	-25.2%
F. FUND BALANCE, RESERVES					
1) Beginning Fund Balance					
a) As of July 1 - Unaudited		9791	1,009,205.00	734,808.00	-27.2%
b) Audit Adjustments		9793	0.00	0.00	0.0%
c) As of July 1 - Audited (F1a + F1b)			1,009,205.00	734,808.00	-27.2%
d) Other Restatements		9795	0.00	0.00	0.0%
e) Adjusted Beginning Balance (F1c + F1d)			1,009,205.00	734,808.00	-27.2%
2) Ending Balance, June 30 (E + F1e)			734,808.00	529,429.00	-28.0%
Components of Ending Fund Balance					
a) Nonspendable					
Revolving Cash		9711	0.00	0.00	0.0%
Stores		9712	0.00	0.00	0.0%
Prepaid Items		9713	0.00	0.00	0.0%
All Others		9719	0.00	0.00	0.0%
b) Restricted		9740	0.00	0.00	0.0%
c) Committed					
Stabilization Arrangements		9750	0.00	0.00	0.0%
Other Commitments (by Resource/Object)		9760	734,808.00	529,429.00	-28.0%
d) Assigned					
Other Assignments (by Resource/Object)		9780	0.00	0.00	0.0%
e) Unassigned/Unappropriated					
Reserve for Economic Uncertainties		9789	0.00	0.00	0.0%
Unassigned/Unappropriated Amount		9790	0.00	0.00	0.0%

Resource	Description	2020-21 Estimated Actuals	2021-22 Budget
Total, Restricted Balance		0.00	0.00

Description	Resource Codes	Object Codes	2020-21 Estimated Actuals	2021-22 Budget	Percent Difference
A. REVENUES					
1) LCFF Sources		8010-8099	0.00	0.00	0.0%
2) Federal Revenue		8100-8299	0.00	0.00	0.0%
3) Other State Revenue		8300-8599	0.00	0.00	0.0%
4) Other Local Revenue		8600-8799	105,219.00	54,490.00	-48.2%
5) TOTAL, REVENUES			105,219.00	54,490.00	-48.2%
B. EXPENDITURES					
1) Certificated Salaries		1000-1999	0.00	0.00	0.0%
2) Classified Salaries		2000-2999	13,356.00	13,356.00	0.0%
3) Employee Benefits		3000-3999	6,041.00	6,292.00	4.2%
4) Books and Supplies		4000-4999	0.00	0.00	0.0%
5) Services and Other Operating Expenditures		5000-5999	101,061.00	85,000.00	-15.9%
6) Capital Outlay		6000-6999	2,845,748.00	2,109,542.00	-25.9%
7) Other Outgo (excluding Transfers of Indirect Costs)		7100-7299, 7400-7499	0.00	0.00	0.0%
8) Other Outgo - Transfers of Indirect Costs		7300-7399	0.00	0.00	0.0%
9) TOTAL, EXPENDITURES			2,966,206.00	2,214,190.00	-25.4%
C. EXCESS (DEFICIENCY) OF REVENUES OVER EXPENDITURES BEFORE OTHER FINANCING SOURCES AND USES (A5 - B9)			(2,860,987.00)	(2,159,700.00)	-24.5%
D. OTHER FINANCING SOURCES/USES					
1) Interfund Transfers					
a) Transfers In		8900-8929	0.00	0.00	0.0%
b) Transfers Out		7600-7629	0.00	0.00	0.0%
2) Other Sources/Uses					
a) Sources		8930-8979	0.00	0.00	0.0%
b) Uses		7630-7699	0.00	0.00	0.0%
3) Contributions		8980-8999	0.00	0.00	0.0%
4) TOTAL, OTHER FINANCING SOURCES/USES			0.00	0.00	0.0%

Description	Resource Codes	Object Codes	2020-21 Estimated Actuals	2021-22 Budget	Percent Difference
E. NET INCREASE (DECREASE) IN FUND BALANCE (C + D4)			(2,860,987.00)	(2,159,700.00)	-24.5%
F. FUND BALANCE, RESERVES					
1) Beginning Fund Balance					
a) As of July 1 - Unaudited		9791	10,978,727.00	8,117,740.00	-26.1%
b) Audit Adjustments		9793	0.00	0.00	0.0%
c) As of July 1 - Audited (F1a + F1b)			10,978,727.00	8,117,740.00	-26.1%
d) Other Restatements		9795	0.00	0.00	0.0%
e) Adjusted Beginning Balance (F1c + F1d)			10,978,727.00	8,117,740.00	-26.1%
2) Ending Balance, June 30 (E + F1e)			8,117,740.00	5,958,040.00	-26.6%
Components of Ending Fund Balance					
a) Nonspendable					
Revolving Cash		9711	0.00	0.00	0.0%
Stores		9712	0.00	0.00	0.0%
Prepaid Items		9713	0.00	0.00	0.0%
All Others		9719	0.00	0.00	0.0%
b) Restricted		9740	0.00	0.00	0.0%
c) Committed					
Stabilization Arrangements		9750	0.00	0.00	0.0%
Other Commitments		9760	8,117,740.00	5,958,040.00	-26.6%
d) Assigned					
Other Assignments		9780	0.00	0.00	0.0%
e) Unassigned/Unappropriated					
Reserve for Economic Uncertainties		9789	0.00	0.00	0.0%
Unassigned/Unappropriated Amount		9790	0.00	0.00	0.0%

Description	Resource Codes	Object Codes	2020-21 Estimated Actuals	2021-22 Budget	Percent Difference
G. ASSETS					
1) Cash					
a) in County Treasury		9110	0.00		
1) Fair Value Adjustment to Cash in County Treasury		9111	0.00		
b) in Banks		9120	0.00		
c) in Revolving Cash Account		9130	0.00		
d) with Fiscal Agent/Trustee		9135	0.00		
e) Collections Awaiting Deposit		9140	0.00		
2) Investments		9150	0.00		
3) Accounts Receivable		9200	0.00		
4) Due from Grantor Government		9290	0.00		
5) Due from Other Funds		9310	0.00		
6) Stores		9320	0.00		
7) Prepaid Expenditures		9330	0.00		
8) Other Current Assets		9340	0.00		
9) TOTAL, ASSETS			0.00		
H. DEFERRED OUTFLOWS OF RESOURCES					
1) Deferred Outflows of Resources		9490	0.00		
2) TOTAL, DEFERRED OUTFLOWS			0.00		
I. LIABILITIES					
1) Accounts Payable		9500	0.00		
2) Due to Grantor Governments		9590	0.00		
3) Due to Other Funds		9610	0.00		
4) Current Loans		9640	0.00		
5) Unearned Revenue		9650	0.00		
6) TOTAL, LIABILITIES			0.00		
J. DEFERRED INFLOWS OF RESOURCES					
1) Deferred Inflows of Resources		9690	0.00		
2) TOTAL, DEFERRED INFLOWS			0.00		
K. FUND EQUITY					
Ending Fund Balance, June 30 (G9 + H2) - (I6 + J2)			0.00		

Description	Resource Codes	Object Codes	2020-21 Estimated Actuals	2021-22 Budget	Percent Difference
FEDERAL REVENUE					
FEMA		8281	0.00	0.00	0.0%
All Other Federal Revenue		8290	0.00	0.00	0.0%
TOTAL, FEDERAL REVENUE			0.00	0.00	0.0%
OTHER STATE REVENUE					
Tax Relief Subventions Restricted Levies - Other					
Homeowners' Exemptions		8575	0.00	0.00	0.0%
Other Subventions/In-Lieu Taxes		8576	0.00	0.00	0.0%
All Other State Revenue		8590	0.00	0.00	0.0%
TOTAL, OTHER STATE REVENUE			0.00	0.00	0.0%
OTHER LOCAL REVENUE					
Other Local Revenue County and District Taxes					
Other Restricted Levies Secured Roll		8615	0.00	0.00	0.0%
Unsecured Roll		8616	0.00	0.00	0.0%
Prior Years' Taxes		8617	0.00	0.00	0.0%
Supplemental Taxes		8618	0.00	0.00	0.0%
Non-Ad Valorem Taxes Parcel Taxes		8621	0.00	0.00	0.0%
Other		8622	0.00	0.00	0.0%
Community Redevelopment Funds Not Subject to LCFF Deduction		8625	0.00	0.00	0.0%
Penalties and Interest from Delinquent Non-LCFF Taxes		8629	0.00	0.00	0.0%
Sales Sale of Equipment/Supplies		8631	0.00	0.00	0.0%
Leases and Rentals		8650	0.00	0.00	0.0%
Interest		8660	105,219.00	54,490.00	-48.2%
Net Increase (Decrease) in the Fair Value of Investments		8662	0.00	0.00	0.0%
Other Local Revenue					
All Other Local Revenue		8699	0.00	0.00	0.0%
All Other Transfers In from All Others		8799	0.00	0.00	0.0%
TOTAL, OTHER LOCAL REVENUE			105,219.00	54,490.00	-48.2%
TOTAL, REVENUES			105,219.00	54,490.00	-48.2%

Description	Resource Codes	Object Codes	2020-21 Estimated Actuals	2021-22 Budget	Percent Difference
CLASSIFIED SALARIES					
Classified Support Salaries		2200	0.00	0.00	0.0%
Classified Supervisors' and Administrators' Salaries		2300	0.00	0.00	0.0%
Clerical, Technical and Office Salaries		2400	13,356.00	13,356.00	0.0%
Other Classified Salaries		2900	0.00	0.00	0.0%
TOTAL, CLASSIFIED SALARIES			13,356.00	13,356.00	0.0%
EMPLOYEE BENEFITS					
STRS		3101-3102	0.00	0.00	0.0%
PERS		3201-3202	2,765.00	3,060.00	10.7%
OASDI/Medicare/Alternative		3301-3302	1,022.00	1,022.00	0.0%
Health and Welfare Benefits		3401-3402	1,930.00	1,929.00	-0.1%
Unemployment Insurance		3501-3502	7.00	7.00	0.0%
Workers' Compensation		3601-3602	317.00	274.00	-13.6%
OPEB, Allocated		3701-3702	0.00	0.00	0.0%
OPEB, Active Employees		3751-3752	0.00	0.00	0.0%
Other Employee Benefits		3901-3902	0.00	0.00	0.0%
TOTAL, EMPLOYEE BENEFITS			6,041.00	6,292.00	4.2%
BOOKS AND SUPPLIES					
Books and Other Reference Materials		4200	0.00	0.00	0.0%
Materials and Supplies		4300	0.00	0.00	0.0%
Noncapitalized Equipment		4400	0.00	0.00	0.0%
TOTAL, BOOKS AND SUPPLIES			0.00	0.00	0.0%
SERVICES AND OTHER OPERATING EXPENDITURES					
Subagreements for Services		5100	0.00	0.00	0.0%
Travel and Conferences		5200	0.00	0.00	0.0%
Insurance		5400-5450	0.00	0.00	0.0%
Operations and Housekeeping Services		5500	0.00	0.00	0.0%
Rentals, Leases, Repairs, and Noncapitalized Improvements		5600	0.00	0.00	0.0%
Transfers of Direct Costs		5710	0.00	0.00	0.0%
Transfers of Direct Costs - Interfund		5750	0.00	0.00	0.0%

Description	Resource Codes	Object Codes	2020-21 Estimated Actuals	2021-22 Budget	Percent Difference
Professional/Consulting Services and Operating Expenditures		5800	101,061.00	85,000.00	-15.9%
Communications		5900	0.00	0.00	0.0%
TOTAL, SERVICES AND OTHER OPERATING EXPENDITURES			101,061.00	85,000.00	-15.9%
CAPITAL OUTLAY					
Land		6100	0.00	0.00	0.0%
Land Improvements		6170	17,500.00	302,541.00	1628.8%
Buildings and Improvements of Buildings		6200	2,760,812.00	1,807,001.00	-34.5%
Books and Media for New School Libraries or Major Expansion of School Libraries		6300	0.00	0.00	0.0%
Equipment		6400	67,436.00	0.00	-100.0%
Equipment Replacement		6500	0.00	0.00	0.0%
Lease Assets		6600	0.00	0.00	0.0%
TOTAL, CAPITAL OUTLAY			2,845,748.00	2,109,542.00	-25.9%
OTHER OUTGO (excluding Transfers of Indirect Costs)					
Other Transfers Out					
All Other Transfers Out to All Others		7299	0.00	0.00	0.0%
Debt Service					
Repayment of State School Building Fund Aid - Proceeds from Bonds		7435	0.00	0.00	0.0%
Debt Service - Interest		7438	0.00	0.00	0.0%
Other Debt Service - Principal		7439	0.00	0.00	0.0%
TOTAL, OTHER OUTGO (excluding Transfers of Indirect Costs)			0.00	0.00	0.0%
TOTAL, EXPENDITURES			2,966,206.00	2,214,190.00	-25.4%

Description	Resource Codes	Object Codes	2020-21 Estimated Actuals	2021-22 Budget	Percent Difference
INTERFUND TRANSFERS					
INTERFUND TRANSFERS IN					
Other Authorized Interfund Transfers In		8919	0.00	0.00	0.0%
(a) TOTAL, INTERFUND TRANSFERS IN			0.00	0.00	0.0%
INTERFUND TRANSFERS OUT					
To: State School Building Fund/ County School Facilities Fund		7613	0.00	0.00	0.0%
Other Authorized Interfund Transfers Out		7619	0.00	0.00	0.0%
(b) TOTAL, INTERFUND TRANSFERS OUT			0.00	0.00	0.0%

Description	Resource Codes	Object Codes	2020-21 Estimated Actuals	2021-22 Budget	Percent Difference
OTHER SOURCES/USES					
SOURCES					
Proceeds					
Proceeds from Sale of Bonds		8951	0.00	0.00	0.0%
Proceeds from Disposal of Capital Assets		8953	0.00	0.00	0.0%
Other Sources					
County School Bldg Aid		8961	0.00	0.00	0.0%
Transfers from Funds of Lapsed/Reorganized LEAs		8965	0.00	0.00	0.0%
Long-Term Debt Proceeds					
Proceeds from Certificates of Participation		8971	0.00	0.00	0.0%
Proceeds from Leases		8972	0.00	0.00	0.0%
Proceeds from Lease Revenue Bonds		8973	0.00	0.00	0.0%
All Other Financing Sources		8979	0.00	0.00	0.0%
(c) TOTAL, SOURCES			0.00	0.00	0.0%
USES					
Transfers of Funds from Lapsed/Reorganized LEAs		7651	0.00	0.00	0.0%
All Other Financing Uses		7699	0.00	0.00	0.0%
(d) TOTAL, USES			0.00	0.00	0.0%
CONTRIBUTIONS					
Contributions from Unrestricted Revenues		8980	0.00	0.00	0.0%
Contributions from Restricted Revenues		8990	0.00	0.00	0.0%
(e) TOTAL, CONTRIBUTIONS			0.00	0.00	0.0%
TOTAL, OTHER FINANCING SOURCES/USES (a - b + c - d + e)			0.00	0.00	0.0%

Description	Function Codes	Object Codes	2020-21 Estimated Actuals	2021-22 Budget	Percent Difference
A. REVENUES					
1) LCFF Sources		8010-8099	0.00	0.00	0.0%
2) Federal Revenue		8100-8299	0.00	0.00	0.0%
3) Other State Revenue		8300-8599	0.00	0.00	0.0%
4) Other Local Revenue		8600-8799	105,219.00	54,490.00	-48.2%
5) TOTAL, REVENUES			105,219.00	54,490.00	-48.2%
B. EXPENDITURES (Objects 1000-7999)					
1) Instruction	1000-1999		0.00	0.00	0.0%
2) Instruction - Related Services	2000-2999		0.00	0.00	0.0%
3) Pupil Services	3000-3999		0.00	0.00	0.0%
4) Ancillary Services	4000-4999		0.00	0.00	0.0%
5) Community Services	5000-5999		0.00	0.00	0.0%
6) Enterprise	6000-6999		0.00	0.00	0.0%
7) General Administration	7000-7999		0.00	0.00	0.0%
8) Plant Services	8000-8999		2,966,206.00	2,214,190.00	-25.4%
9) Other Outgo	9000-9999	Except 7600-7699	0.00	0.00	0.0%
10) TOTAL, EXPENDITURES			2,966,206.00	2,214,190.00	-25.4%
C. EXCESS (DEFICIENCY) OF REVENUES OVER EXPENDITURES BEFORE OTHER FINANCING SOURCES AND USES (A5 - B10)			(2,860,987.00)	(2,159,700.00)	-24.5%
D. OTHER FINANCING SOURCES/USES					
1) Interfund Transfers					
a) Transfers In		8900-8929	0.00	0.00	0.0%
b) Transfers Out		7600-7629	0.00	0.00	0.0%
2) Other Sources/Uses					
a) Sources		8930-8979	0.00	0.00	0.0%
b) Uses		7630-7699	0.00	0.00	0.0%
3) Contributions		8980-8999	0.00	0.00	0.0%
4) TOTAL, OTHER FINANCING SOURCES/USES			0.00	0.00	0.0%

Description	Function Codes	Object Codes	2020-21 Estimated Actuals	2021-22 Budget	Percent Difference
E. NET INCREASE (DECREASE) IN FUND BALANCE (C + D4)			(2,860,987.00)	(2,159,700.00)	-24.5%
F. FUND BALANCE, RESERVES					
1) Beginning Fund Balance					
a) As of July 1 - Unaudited		9791	10,978,727.00	8,117,740.00	-26.1%
b) Audit Adjustments		9793	0.00	0.00	0.0%
c) As of July 1 - Audited (F1a + F1b)			10,978,727.00	8,117,740.00	-26.1%
d) Other Restatements		9795	0.00	0.00	0.0%
e) Adjusted Beginning Balance (F1c + F1d)			10,978,727.00	8,117,740.00	-26.1%
2) Ending Balance, June 30 (E + F1e)			8,117,740.00	5,958,040.00	-26.6%
Components of Ending Fund Balance					
a) Nonspendable					
Revolving Cash		9711	0.00	0.00	0.0%
Stores		9712	0.00	0.00	0.0%
Prepaid Items		9713	0.00	0.00	0.0%
All Others		9719	0.00	0.00	0.0%
b) Restricted		9740	0.00	0.00	0.0%
c) Committed					
Stabilization Arrangements		9750	0.00	0.00	0.0%
Other Commitments (by Resource/Object)		9760	8,117,740.00	5,958,040.00	-26.6%
d) Assigned					
Other Assignments (by Resource/Object)		9780	0.00	0.00	0.0%
e) Unassigned/Unappropriated					
Reserve for Economic Uncertainties		9789	0.00	0.00	0.0%
Unassigned/Unappropriated Amount		9790	0.00	0.00	0.0%

Resource	Description	2020-21 Estimated Actuals	2021-22 Budget
Total, Restricted Balance		0.00	0.00

Description	Resource Codes	Object Codes	2020-21 Estimated Actuals	2021-22 Budget	Percent Difference
A. REVENUES					
1) LCFF Sources		8010-8099	0.00	0.00	0.0%
2) Federal Revenue		8100-8299	0.00	0.00	0.0%
3) Other State Revenue		8300-8599	0.00	0.00	0.0%
4) Other Local Revenue		8600-8799	492,780.00	492,780.00	0.0%
5) TOTAL, REVENUES			492,780.00	492,780.00	0.0%
B. EXPENDITURES					
1) Certificated Salaries		1000-1999	0.00	0.00	0.0%
2) Classified Salaries		2000-2999	0.00	0.00	0.0%
3) Employee Benefits		3000-3999	0.00	0.00	0.0%
4) Books and Supplies		4000-4999	11,540.00	0.00	-100.0%
5) Services and Other Operating Expenditures		5000-5999	180.00	1.00	-99.4%
6) Capital Outlay		6000-6999	18,200.00	55,956.00	207.5%
7) Other Outgo (excluding Transfers of Indirect Costs)		7100-7299, 7400-7499	0.00	0.00	0.0%
8) Other Outgo - Transfers of Indirect Costs		7300-7399	0.00	0.00	0.0%
9) TOTAL, EXPENDITURES			29,920.00	55,957.00	87.0%
C. EXCESS (DEFICIENCY) OF REVENUES OVER EXPENDITURES BEFORE OTHER FINANCING SOURCES AND USES (A5 - B9)			462,860.00	436,823.00	-5.6%
D. OTHER FINANCING SOURCES/USES					
1) Interfund Transfers					
a) Transfers In		8900-8929	0.00	0.00	0.0%
b) Transfers Out		7600-7629	0.00	0.00	0.0%
2) Other Sources/Uses					
a) Sources		8930-8979	0.00	0.00	0.0%
b) Uses		7630-7699	0.00	0.00	0.0%
3) Contributions		8980-8999	0.00	0.00	0.0%
4) TOTAL, OTHER FINANCING SOURCES/USES			0.00	0.00	0.0%

Description	Resource Codes	Object Codes	2020-21 Estimated Actuals	2021-22 Budget	Percent Difference
E. NET INCREASE (DECREASE) IN FUND BALANCE (C + D4)			462,860.00	436,823.00	-5.6%
F. FUND BALANCE, RESERVES					
1) Beginning Fund Balance					
a) As of July 1 - Unaudited		9791	1,658,183.00	2,121,043.00	27.9%
b) Audit Adjustments		9793	0.00	0.00	0.0%
c) As of July 1 - Audited (F1a + F1b)			1,658,183.00	2,121,043.00	27.9%
d) Other Restatements		9795	0.00	0.00	0.0%
e) Adjusted Beginning Balance (F1c + F1d)			1,658,183.00	2,121,043.00	27.9%
2) Ending Balance, June 30 (E + F1e)			2,121,043.00	2,557,866.00	20.6%
Components of Ending Fund Balance					
a) Nonspendable					
Revolving Cash		9711	0.00	0.00	0.0%
Stores		9712	0.00	0.00	0.0%
Prepaid Items		9713	0.00	0.00	0.0%
All Others		9719	0.00	0.00	0.0%
b) Restricted		9740	2,030,258.00	2,510,239.00	23.6%
c) Committed					
Stabilization Arrangements		9750	0.00	0.00	0.0%
Other Commitments		9760	90,785.00	47,627.00	-47.5%
d) Assigned					
Other Assignments		9780	0.00	0.00	0.0%
e) Unassigned/Unappropriated					
Reserve for Economic Uncertainties		9789	0.00	0.00	0.0%
Unassigned/Unappropriated Amount		9790	0.00	0.00	0.0%

Description	Resource Codes	Object Codes	2020-21 Estimated Actuals	2021-22 Budget	Percent Difference
G. ASSETS					
1) Cash					
a) in County Treasury		9110	0.00		
1) Fair Value Adjustment to Cash in County Treasury		9111	0.00		
b) in Banks		9120	0.00		
c) in Revolving Cash Account		9130	0.00		
d) with Fiscal Agent/Trustee		9135	0.00		
e) Collections Awaiting Deposit		9140	0.00		
2) Investments		9150	0.00		
3) Accounts Receivable		9200	0.00		
4) Due from Grantor Government		9290	0.00		
5) Due from Other Funds		9310	0.00		
6) Stores		9320	0.00		
7) Prepaid Expenditures		9330	0.00		
8) Other Current Assets		9340	0.00		
9) TOTAL, ASSETS			0.00		
H. DEFERRED OUTFLOWS OF RESOURCES					
1) Deferred Outflows of Resources		9490	0.00		
2) TOTAL, DEFERRED OUTFLOWS			0.00		
I. LIABILITIES					
1) Accounts Payable		9500	0.00		
2) Due to Grantor Governments		9590	0.00		
3) Due to Other Funds		9610	0.00		
4) Current Loans		9640	0.00		
5) Unearned Revenue		9650	0.00		
6) TOTAL, LIABILITIES			0.00		
J. DEFERRED INFLOWS OF RESOURCES					
1) Deferred Inflows of Resources		9690	0.00		
2) TOTAL, DEFERRED INFLOWS			0.00		
K. FUND EQUITY					
Ending Fund Balance, June 30 (G9 + H2) - (I6 + J2)			0.00		

Description	Resource Codes	Object Codes	2020-21 Estimated Actuals	2021-22 Budget	Percent Difference
OTHER STATE REVENUE					
Tax Relief Subventions Restricted Levies - Other					
Homeowners' Exemptions		8575	0.00	0.00	0.0%
Other Subventions/In-Lieu Taxes		8576	0.00	0.00	0.0%
All Other State Revenue		8590	0.00	0.00	0.0%
TOTAL, OTHER STATE REVENUE			0.00	0.00	0.0%
OTHER LOCAL REVENUE					
Other Local Revenue					
County and District Taxes					
Other Restricted Levies Secured Roll		8615	0.00	0.00	0.0%
Unsecured Roll		8616	0.00	0.00	0.0%
Prior Years' Taxes		8617	0.00	0.00	0.0%
Supplemental Taxes		8618	0.00	0.00	0.0%
Non-Ad Valorem Taxes Parcel Taxes		8621	0.00	0.00	0.0%
Other		8622	0.00	0.00	0.0%
Community Redevelopment Funds Not Subject to LCFF Deduction		8625	0.00	0.00	0.0%
Penalties and Interest from Delinquent Non-LCFF Taxes		8629	0.00	0.00	0.0%
Sales Sale of Equipment/Supplies		8631	0.00	0.00	0.0%
Interest		8660	12,799.00	12,799.00	0.0%
Net Increase (Decrease) in the Fair Value of Investments		8662	0.00	0.00	0.0%
Fees and Contracts					
Mitigation/Developer Fees		8681	479,981.00	479,981.00	0.0%
Other Local Revenue					
All Other Local Revenue		8699	0.00	0.00	0.0%
All Other Transfers In from All Others		8799	0.00	0.00	0.0%
TOTAL, OTHER LOCAL REVENUE			492,780.00	492,780.00	0.0%
TOTAL, REVENUES			492,780.00	492,780.00	0.0%

Description	Resource Codes	Object Codes	2020-21 Estimated Actuals	2021-22 Budget	Percent Difference
CERTIFICATED SALARIES					
Other Certificated Salaries		1900	0.00	0.00	0.0%
TOTAL, CERTIFICATED SALARIES			0.00	0.00	0.0%
CLASSIFIED SALARIES					
Classified Support Salaries		2200	0.00	0.00	0.0%
Classified Supervisors' and Administrators' Salaries		2300	0.00	0.00	0.0%
Clerical, Technical and Office Salaries		2400	0.00	0.00	0.0%
Other Classified Salaries		2900	0.00	0.00	0.0%
TOTAL, CLASSIFIED SALARIES			0.00	0.00	0.0%
EMPLOYEE BENEFITS					
STRS		3101-3102	0.00	0.00	0.0%
PERS		3201-3202	0.00	0.00	0.0%
OASDI/Medicare/Alternative		3301-3302	0.00	0.00	0.0%
Health and Welfare Benefits		3401-3402	0.00	0.00	0.0%
Unemployment Insurance		3501-3502	0.00	0.00	0.0%
Workers' Compensation		3601-3602	0.00	0.00	0.0%
OPEB, Allocated		3701-3702	0.00	0.00	0.0%
OPEB, Active Employees		3751-3752	0.00	0.00	0.0%
Other Employee Benefits		3901-3902	0.00	0.00	0.0%
TOTAL, EMPLOYEE BENEFITS			0.00	0.00	0.0%
BOOKS AND SUPPLIES					
Approved Textbooks and Core Curricula Materials		4100	0.00	0.00	0.0%
Books and Other Reference Materials		4200	0.00	0.00	0.0%
Materials and Supplies		4300	9,003.00	0.00	-100.0%
Noncapitalized Equipment		4400	2,537.00	0.00	-100.0%
TOTAL, BOOKS AND SUPPLIES			11,540.00	0.00	-100.0%

Description	Resource Codes	Object Codes	2020-21 Estimated Actuals	2021-22 Budget	Percent Difference
SERVICES AND OTHER OPERATING EXPENDITURES					
Subagreements for Services		5100	0.00	0.00	0.0%
Travel and Conferences		5200	0.00	0.00	0.0%
Insurance		5400-5450	0.00	0.00	0.0%
Operations and Housekeeping Services		5500	0.00	0.00	0.0%
Rentals, Leases, Repairs, and Noncapitalized Improvements		5600	0.00	0.00	0.0%
Transfers of Direct Costs		5710	0.00	0.00	0.0%
Transfers of Direct Costs - Interfund		5750	0.00	0.00	0.0%
Professional/Consulting Services and Operating Expenditures		5800	180.00	1.00	-99.4%
Communications		5900	0.00	0.00	0.0%
TOTAL, SERVICES AND OTHER OPERATING EXPENDITURES			180.00	1.00	-99.4%
CAPITAL OUTLAY					
Land		6100	0.00	0.00	0.0%
Land Improvements		6170	0.00	0.00	0.0%
Buildings and Improvements of Buildings		6200	18,200.00	55,956.00	207.5%
Books and Media for New School Libraries or Major Expansion of School Libraries		6300	0.00	0.00	0.0%
Equipment		6400	0.00	0.00	0.0%
Equipment Replacement		6500	0.00	0.00	0.0%
Lease Assets		6600	0.00	0.00	0.0%
TOTAL, CAPITAL OUTLAY			18,200.00	55,956.00	207.5%
OTHER OUTGO (excluding Transfers of Indirect Costs)					
Other Transfers Out					
All Other Transfers Out to All Others		7299	0.00	0.00	0.0%
Debt Service					
Debt Service - Interest		7438	0.00	0.00	0.0%
Other Debt Service - Principal		7439	0.00	0.00	0.0%
TOTAL, OTHER OUTGO (excluding Transfers of Indirect Costs)			0.00	0.00	0.0%
TOTAL, EXPENDITURES			29,920.00	55,957.00	87.0%

Description	Resource Codes	Object Codes	2020-21 Estimated Actuals	2021-22 Budget	Percent Difference
INTERFUND TRANSFERS					
INTERFUND TRANSFERS IN					
Other Authorized Interfund Transfers In		8919	0.00	0.00	0.0%
(a) TOTAL, INTERFUND TRANSFERS IN			0.00	0.00	0.0%
INTERFUND TRANSFERS OUT					
To: State School Building Fund/ County School Facilities Fund		7613	0.00	0.00	0.0%
Other Authorized Interfund Transfers Out		7619	0.00	0.00	0.0%
(b) TOTAL, INTERFUND TRANSFERS OUT			0.00	0.00	0.0%
OTHER SOURCES/USES					
SOURCES					
Proceeds					
Proceeds from Disposal of Capital Assets		8953	0.00	0.00	0.0%
Other Sources					
Transfers from Funds of Lapsed/Reorganized LEAs		8965	0.00	0.00	0.0%
Long-Term Debt Proceeds					
Proceeds from Certificates of Participation		8971	0.00	0.00	0.0%
Proceeds from Leases		8972	0.00	0.00	0.0%
Proceeds from Lease Revenue Bonds		8973	0.00	0.00	0.0%
All Other Financing Sources		8979	0.00	0.00	0.0%
(c) TOTAL, SOURCES			0.00	0.00	0.0%
USES					
Transfers of Funds from Lapsed/Reorganized LEAs		7651	0.00	0.00	0.0%
All Other Financing Uses		7699	0.00	0.00	0.0%
(d) TOTAL, USES			0.00	0.00	0.0%
CONTRIBUTIONS					
Contributions from Unrestricted Revenues		8980	0.00	0.00	0.0%
Contributions from Restricted Revenues		8990	0.00	0.00	0.0%
(e) TOTAL, CONTRIBUTIONS			0.00	0.00	0.0%
TOTAL, OTHER FINANCING SOURCES/USES (a - b + c - d + e)			0.00	0.00	0.0%

Description	Function Codes	Object Codes	2020-21 Estimated Actuals	2021-22 Budget	Percent Difference
A. REVENUES					
1) LCFF Sources		8010-8099	0.00	0.00	0.0%
2) Federal Revenue		8100-8299	0.00	0.00	0.0%
3) Other State Revenue		8300-8599	0.00	0.00	0.0%
4) Other Local Revenue		8600-8799	492,780.00	492,780.00	0.0%
5) TOTAL, REVENUES			492,780.00	492,780.00	0.0%
B. EXPENDITURES (Objects 1000-7999)					
1) Instruction	1000-1999		0.00	0.00	0.0%
2) Instruction - Related Services	2000-2999		0.00	0.00	0.0%
3) Pupil Services	3000-3999		0.00	0.00	0.0%
4) Ancillary Services	4000-4999		0.00	0.00	0.0%
5) Community Services	5000-5999		0.00	0.00	0.0%
6) Enterprise	6000-6999		0.00	0.00	0.0%
7) General Administration	7000-7999		0.00	0.00	0.0%
8) Plant Services	8000-8999		29,920.00	55,957.00	87.0%
9) Other Outgo	9000-9999	Except 7600-7699	0.00	0.00	0.0%
10) TOTAL, EXPENDITURES			29,920.00	55,957.00	87.0%
C. EXCESS (DEFICIENCY) OF REVENUES OVER EXPENDITURES BEFORE OTHER FINANCING SOURCES AND USES (A5 - B10)			462,860.00	436,823.00	-5.6%
D. OTHER FINANCING SOURCES/USES					
1) Interfund Transfers					
a) Transfers In		8900-8929	0.00	0.00	0.0%
b) Transfers Out		7600-7629	0.00	0.00	0.0%
2) Other Sources/Uses					
a) Sources		8930-8979	0.00	0.00	0.0%
b) Uses		7630-7699	0.00	0.00	0.0%
3) Contributions		8980-8999	0.00	0.00	0.0%
4) TOTAL, OTHER FINANCING SOURCES/USES			0.00	0.00	0.0%

Description	Function Codes	Object Codes	2020-21 Estimated Actuals	2021-22 Budget	Percent Difference
E. NET INCREASE (DECREASE) IN FUND BALANCE (C + D4)			462,860.00	436,823.00	-5.6%
F. FUND BALANCE, RESERVES					
1) Beginning Fund Balance					
a) As of July 1 - Unaudited		9791	1,658,183.00	2,121,043.00	27.9%
b) Audit Adjustments		9793	0.00	0.00	0.0%
c) As of July 1 - Audited (F1a + F1b)			1,658,183.00	2,121,043.00	27.9%
d) Other Restatements		9795	0.00	0.00	0.0%
e) Adjusted Beginning Balance (F1c + F1d)			1,658,183.00	2,121,043.00	27.9%
2) Ending Balance, June 30 (E + F1e)			2,121,043.00	2,557,866.00	20.6%
Components of Ending Fund Balance					
a) Nonspendable					
Revolving Cash		9711	0.00	0.00	0.0%
Stores		9712	0.00	0.00	0.0%
Prepaid Items		9713	0.00	0.00	0.0%
All Others		9719	0.00	0.00	0.0%
b) Restricted		9740	2,030,258.00	2,510,239.00	23.6%
c) Committed					
Stabilization Arrangements		9750	0.00	0.00	0.0%
Other Commitments (by Resource/Object)		9760	90,785.00	47,627.00	-47.5%
d) Assigned					
Other Assignments (by Resource/Object)		9780	0.00	0.00	0.0%
e) Unassigned/Unappropriated					
Reserve for Economic Uncertainties		9789	0.00	0.00	0.0%
Unassigned/Unappropriated Amount		9790	0.00	0.00	0.0%

Resource	Description	2020-21 Estimated Actuals	2021-22 Budget
9010	Other Restricted Local	2,030,258.00	2,510,239.00
Total, Restricted Balance		2,030,258.00	2,510,239.00

Description	Resource Codes	Object Codes	2020-21 Estimated Actuals	2021-22 Budget	Percent Difference
A. REVENUES					
1) LCFF Sources		8010-8099	0.00	0.00	0.0%
2) Federal Revenue		8100-8299	0.00	0.00	0.0%
3) Other State Revenue		8300-8599	706,454.00	0.00	-100.0%
4) Other Local Revenue		8600-8799	1,023,323.00	299,631.00	-70.7%
5) TOTAL, REVENUES			1,729,777.00	299,631.00	-82.7%
B. EXPENDITURES					
1) Certificated Salaries		1000-1999	0.00	0.00	0.0%
2) Classified Salaries		2000-2999	0.00	0.00	0.0%
3) Employee Benefits		3000-3999	0.00	0.00	0.0%
4) Books and Supplies		4000-4999	0.00	0.00	0.0%
5) Services and Other Operating Expenditures		5000-5999	22,242.00	35,000.00	57.4%
6) Capital Outlay		6000-6999	1,680,184.00	851,314.00	-49.3%
7) Other Outgo (excluding Transfers of Indirect Costs)		7100-7299, 7400-7499	0.00	0.00	0.0%
8) Other Outgo - Transfers of Indirect Costs		7300-7399	0.00	0.00	0.0%
9) TOTAL, EXPENDITURES			1,702,426.00	886,314.00	-47.9%
C. EXCESS (DEFICIENCY) OF REVENUES OVER EXPENDITURES BEFORE OTHER FINANCING SOURCES AND USES (A5 - B9)			27,351.00	(586,683.00)	-2245.0%
D. OTHER FINANCING SOURCES/USES					
1) Interfund Transfers					
a) Transfers In		8900-8929	0.00	0.00	0.0%
b) Transfers Out		7600-7629	0.00	0.00	0.0%
2) Other Sources/Uses					
a) Sources		8930-8979	0.00	0.00	0.0%
b) Uses		7630-7699	0.00	0.00	0.0%
3) Contributions		8980-8999	0.00	0.00	0.0%
4) TOTAL, OTHER FINANCING SOURCES/USES			0.00	0.00	0.0%

Description	Resource Codes	Object Codes	2020-21 Estimated Actuals	2021-22 Budget	Percent Difference
E. NET INCREASE (DECREASE) IN FUND BALANCE (C + D4)			27,351.00	(586,683.00)	-2245.0%
F. FUND BALANCE, RESERVES					
1) Beginning Fund Balance					
a) As of July 1 - Unaudited		9791	10,801,455.00	10,828,806.00	0.3%
b) Audit Adjustments		9793	0.00	0.00	0.0%
c) As of July 1 - Audited (F1a + F1b)			10,801,455.00	10,828,806.00	0.3%
d) Other Restatements		9795	0.00	0.00	0.0%
e) Adjusted Beginning Balance (F1c + F1d)			10,801,455.00	10,828,806.00	0.3%
2) Ending Balance, June 30 (E + F1e)			10,828,806.00	10,242,123.00	-5.4%
Components of Ending Fund Balance					
a) Nonspendable					
Revolving Cash		9711	0.00	0.00	0.0%
Stores		9712	0.00	0.00	0.0%
Prepaid Items		9713	0.00	0.00	0.0%
All Others		9719	0.00	0.00	0.0%
b) Restricted		9740	5,513,734.00	4,902,420.00	-11.1%
c) Committed					
Stabilization Arrangements		9750	0.00	0.00	0.0%
Other Commitments		9760	5,315,072.00	5,339,703.00	0.5%
d) Assigned					
Other Assignments		9780	0.00	0.00	0.0%
e) Unassigned/Unappropriated					
Reserve for Economic Uncertainties		9789	0.00	0.00	0.0%
Unassigned/Unappropriated Amount		9790	0.00	0.00	0.0%

Description	Resource Codes	Object Codes	2020-21 Estimated Actuals	2021-22 Budget	Percent Difference
G. ASSETS					
1) Cash					
a) in County Treasury		9110	0.00		
1) Fair Value Adjustment to Cash in County Treasury		9111	0.00		
b) in Banks		9120	0.00		
c) in Revolving Cash Account		9130	0.00		
d) with Fiscal Agent/Trustee		9135	0.00		
e) Collections Awaiting Deposit		9140	0.00		
2) Investments		9150	0.00		
3) Accounts Receivable		9200	0.00		
4) Due from Grantor Government		9290	0.00		
5) Due from Other Funds		9310	0.00		
6) Stores		9320	0.00		
7) Prepaid Expenditures		9330	0.00		
8) Other Current Assets		9340	0.00		
9) TOTAL, ASSETS			0.00		
H. DEFERRED OUTFLOWS OF RESOURCES					
1) Deferred Outflows of Resources		9490	0.00		
2) TOTAL, DEFERRED OUTFLOWS			0.00		
I. LIABILITIES					
1) Accounts Payable		9500	0.00		
2) Due to Grantor Governments		9590	0.00		
3) Due to Other Funds		9610	0.00		
4) Current Loans		9640	0.00		
5) Unearned Revenue		9650	0.00		
6) TOTAL, LIABILITIES			0.00		
J. DEFERRED INFLOWS OF RESOURCES					
1) Deferred Inflows of Resources		9690	0.00		
2) TOTAL, DEFERRED INFLOWS			0.00		
K. FUND EQUITY					
Ending Fund Balance, June 30 (G9 + H2) - (I6 + J2)			0.00		

Description	Resource Codes	Object Codes	2020-21 Estimated Actuals	2021-22 Budget	Percent Difference
FEDERAL REVENUE					
FEMA		8281	0.00	0.00	0.0%
All Other Federal Revenue		8290	0.00	0.00	0.0%
TOTAL, FEDERAL REVENUE			0.00	0.00	0.0%
OTHER STATE REVENUE					
Pass-Through Revenues from State Sources		8587	0.00	0.00	0.0%
California Clean Energy Jobs Act	6230	8590	0.00	0.00	0.0%
All Other State Revenue	All Other	8590	706,454.00	0.00	-100.0%
TOTAL, OTHER STATE REVENUE			706,454.00	0.00	-100.0%
OTHER LOCAL REVENUE					
Other Local Revenue					
Community Redevelopment Funds Not Subject to LCFF Deduction		8625	864,923.00	240,000.00	-72.3%
Sales Sale of Equipment/Supplies		8631	0.00	0.00	0.0%
Leases and Rentals		8650	0.00	0.00	0.0%
Interest		8660	158,400.00	59,631.00	-62.4%
Net Increase (Decrease) in the Fair Value of Investments		8662	0.00	0.00	0.0%
Other Local Revenue					
All Other Local Revenue		8699	0.00	0.00	0.0%
All Other Transfers In from All Others		8799	0.00	0.00	0.0%
TOTAL, OTHER LOCAL REVENUE			1,023,323.00	299,631.00	-70.7%
TOTAL, REVENUES			1,729,777.00	299,631.00	-82.7%

Description	Resource Codes	Object Codes	2020-21 Estimated Actuals	2021-22 Budget	Percent Difference
CLASSIFIED SALARIES					
Classified Support Salaries		2200	0.00	0.00	0.0%
Classified Supervisors' and Administrators' Salaries		2300	0.00	0.00	0.0%
Clerical, Technical and Office Salaries		2400	0.00	0.00	0.0%
Other Classified Salaries		2900	0.00	0.00	0.0%
TOTAL, CLASSIFIED SALARIES			0.00	0.00	0.0%
EMPLOYEE BENEFITS					
STRS		3101-3102	0.00	0.00	0.0%
PERS		3201-3202	0.00	0.00	0.0%
OASDI/Medicare/Alternative		3301-3302	0.00	0.00	0.0%
Health and Welfare Benefits		3401-3402	0.00	0.00	0.0%
Unemployment Insurance		3501-3502	0.00	0.00	0.0%
Workers' Compensation		3601-3602	0.00	0.00	0.0%
OPEB, Allocated		3701-3702	0.00	0.00	0.0%
OPEB, Active Employees		3751-3752	0.00	0.00	0.0%
Other Employee Benefits		3901-3902	0.00	0.00	0.0%
TOTAL, EMPLOYEE BENEFITS			0.00	0.00	0.0%
BOOKS AND SUPPLIES					
Books and Other Reference Materials		4200	0.00	0.00	0.0%
Materials and Supplies		4300	0.00	0.00	0.0%
Noncapitalized Equipment		4400	0.00	0.00	0.0%
TOTAL, BOOKS AND SUPPLIES			0.00	0.00	0.0%

Description	Resource Codes	Object Codes	2020-21 Estimated Actuals	2021-22 Budget	Percent Difference
SERVICES AND OTHER OPERATING EXPENDITURES					
Subagreements for Services		5100	0.00	0.00	0.0%
Travel and Conferences		5200	0.00	0.00	0.0%
Insurance		5400-5450	0.00	0.00	0.0%
Operations and Housekeeping Services		5500	0.00	0.00	0.0%
Rentals, Leases, Repairs, and Noncapitalized Improvements		5600	0.00	0.00	0.0%
Transfers of Direct Costs		5710	0.00	0.00	0.0%
Transfers of Direct Costs - Interfund		5750	0.00	0.00	0.0%
Professional/Consulting Services and Operating Expenditures		5800	22,242.00	35,000.00	57.4%
Communications		5900	0.00	0.00	0.0%
TOTAL, SERVICES AND OTHER OPERATING EXPENDITURES			22,242.00	35,000.00	57.4%
CAPITAL OUTLAY					
Land		6100	0.00	0.00	0.0%
Land Improvements		6170	88,792.00	0.00	-100.0%
Buildings and Improvements of Buildings		6200	1,591,392.00	851,314.00	-46.5%
Books and Media for New School Libraries or Major Expansion of School Libraries		6300	0.00	0.00	0.0%
Equipment		6400	0.00	0.00	0.0%
Equipment Replacement		6500	0.00	0.00	0.0%
Lease Assets		6600	0.00	0.00	0.0%
TOTAL, CAPITAL OUTLAY			1,680,184.00	851,314.00	-49.3%
OTHER OUTGO (excluding Transfers of Indirect Costs)					
Other Transfers Out					
Transfers of Pass-Through Revenues To Districts or Charter Schools		7211	0.00	0.00	0.0%
To County Offices		7212	0.00	0.00	0.0%
To JPAs		7213	0.00	0.00	0.0%
All Other Transfers Out to All Others		7299	0.00	0.00	0.0%
Debt Service					
Debt Service - Interest		7438	0.00	0.00	0.0%
Other Debt Service - Principal		7439	0.00	0.00	0.0%
TOTAL, OTHER OUTGO (excluding Transfers of Indirect Costs)			0.00	0.00	0.0%
TOTAL, EXPENDITURES			1,702,426.00	886,314.00	-47.9%

Description	Resource Codes	Object Codes	2020-21 Estimated Actuals	2021-22 Budget	Percent Difference
INTERFUND TRANSFERS					
INTERFUND TRANSFERS IN					
From: General Fund/CSSF		8912	0.00	0.00	0.0%
Other Authorized Interfund Transfers In		8919	0.00	0.00	0.0%
(a) TOTAL, INTERFUND TRANSFERS IN			0.00	0.00	0.0%
INTERFUND TRANSFERS OUT					
To: General Fund/CSSF		7612	0.00	0.00	0.0%
To: State School Building Fund/ County School Facilities Fund		7613	0.00	0.00	0.0%
Other Authorized Interfund Transfers Out		7619	0.00	0.00	0.0%
(b) TOTAL, INTERFUND TRANSFERS OUT			0.00	0.00	0.0%

Description	Resource Codes	Object Codes	2020-21 Estimated Actuals	2021-22 Budget	Percent Difference
OTHER SOURCES/USES					
SOURCES					
Proceeds					
Proceeds from Disposal of Capital Assets		8953	0.00	0.00	0.0%
Other Sources					
Transfers from Funds of Lapsed/Reorganized LEAs		8965	0.00	0.00	0.0%
Long-Term Debt Proceeds					
Proceeds from Certificates of Participation		8971	0.00	0.00	0.0%
Proceeds from Leases		8972	0.00	0.00	0.0%
Proceeds from Lease Revenue Bonds		8973	0.00	0.00	0.0%
All Other Financing Sources		8979	0.00	0.00	0.0%
(c) TOTAL, SOURCES			0.00	0.00	0.0%
USES					
Transfers of Funds from Lapsed/Reorganized LEAs		7651	0.00	0.00	0.0%
All Other Financing Uses		7699	0.00	0.00	0.0%
(d) TOTAL, USES			0.00	0.00	0.0%
CONTRIBUTIONS					
Contributions from Unrestricted Revenues		8980	0.00	0.00	0.0%
Contributions from Restricted Revenues		8990	0.00	0.00	0.0%
(e) TOTAL, CONTRIBUTIONS			0.00	0.00	0.0%
TOTAL, OTHER FINANCING SOURCES/USES (a - b + c - d + e)			0.00	0.00	0.0%

Description	Function Codes	Object Codes	2020-21 Estimated Actuals	2021-22 Budget	Percent Difference
A. REVENUES					
1) LCFF Sources		8010-8099	0.00	0.00	0.0%
2) Federal Revenue		8100-8299	0.00	0.00	0.0%
3) Other State Revenue		8300-8599	706,454.00	0.00	-100.0%
4) Other Local Revenue		8600-8799	1,023,323.00	299,631.00	-70.7%
5) TOTAL, REVENUES			1,729,777.00	299,631.00	-82.7%
B. EXPENDITURES (Objects 1000-7999)					
1) Instruction	1000-1999		0.00	0.00	0.0%
2) Instruction - Related Services	2000-2999		0.00	0.00	0.0%
3) Pupil Services	3000-3999		0.00	0.00	0.0%
4) Ancillary Services	4000-4999		0.00	0.00	0.0%
5) Community Services	5000-5999		0.00	0.00	0.0%
6) Enterprise	6000-6999		0.00	0.00	0.0%
7) General Administration	7000-7999		0.00	0.00	0.0%
8) Plant Services	8000-8999		1,702,426.00	886,314.00	-47.9%
9) Other Outgo	9000-9999	Except 7600-7699	0.00	0.00	0.0%
10) TOTAL, EXPENDITURES			1,702,426.00	886,314.00	-47.9%
C. EXCESS (DEFICIENCY) OF REVENUES OVER EXPENDITURES BEFORE OTHER FINANCING SOURCES AND USES (A5 - B10)			27,351.00	(586,683.00)	-2245.0%
D. OTHER FINANCING SOURCES/USES					
1) Interfund Transfers					
a) Transfers In		8900-8929	0.00	0.00	0.0%
b) Transfers Out		7600-7629	0.00	0.00	0.0%
2) Other Sources/Uses					
a) Sources		8930-8979	0.00	0.00	0.0%
b) Uses		7630-7699	0.00	0.00	0.0%
3) Contributions		8980-8999	0.00	0.00	0.0%
4) TOTAL, OTHER FINANCING SOURCES/USES			0.00	0.00	0.0%

Description	Function Codes	Object Codes	2020-21 Estimated Actuals	2021-22 Budget	Percent Difference
E. NET INCREASE (DECREASE) IN FUND BALANCE (C + D4)			27,351.00	(586,683.00)	-2245.0%
F. FUND BALANCE, RESERVES					
1) Beginning Fund Balance					
a) As of July 1 - Unaudited		9791	10,801,455.00	10,828,806.00	0.3%
b) Audit Adjustments		9793	0.00	0.00	0.0%
c) As of July 1 - Audited (F1a + F1b)			10,801,455.00	10,828,806.00	0.3%
d) Other Restatements		9795	0.00	0.00	0.0%
e) Adjusted Beginning Balance (F1c + F1d)			10,801,455.00	10,828,806.00	0.3%
2) Ending Balance, June 30 (E + F1e)			10,828,806.00	10,242,123.00	-5.4%
Components of Ending Fund Balance					
a) Nonspendable					
Revolving Cash		9711	0.00	0.00	0.0%
Stores		9712	0.00	0.00	0.0%
Prepaid Items		9713	0.00	0.00	0.0%
All Others		9719	0.00	0.00	0.0%
b) Restricted		9740	5,513,734.00	4,902,420.00	-11.1%
c) Committed					
Stabilization Arrangements		9750	0.00	0.00	0.0%
Other Commitments (by Resource/Object)		9760	5,315,072.00	5,339,703.00	0.5%
d) Assigned					
Other Assignments (by Resource/Object)		9780	0.00	0.00	0.0%
e) Unassigned/Unappropriated					
Reserve for Economic Uncertainties		9789	0.00	0.00	0.0%
Unassigned/Unappropriated Amount		9790	0.00	0.00	0.0%

Resource	Description	2020-21 Estimated Actuals	2021-22 Budget
9010	Other Restricted Local	5,513,734.00	4,902,420.00
Total, Restricted Balance		5,513,734.00	4,902,420.00

Description	Resource Codes	Object Codes	2020-21 Estimated Actuals	2021-22 Budget	Percent Difference
A. REVENUES					
1) LCFF Sources		8010-8099	0.00	0.00	0.0%
2) Federal Revenue		8100-8299	0.00	0.00	0.0%
3) Other State Revenue		8300-8599	0.00	0.00	0.0%
4) Other Local Revenue		8600-8799	13,442,770.00	14,642,770.00	8.9%
5) TOTAL, REVENUES			13,442,770.00	14,642,770.00	8.9%
B. EXPENDITURES					
1) Certificated Salaries		1000-1999	0.00	0.00	0.0%
2) Classified Salaries		2000-2999	0.00	0.00	0.0%
3) Employee Benefits		3000-3999	0.00	0.00	0.0%
4) Books and Supplies		4000-4999	0.00	0.00	0.0%
5) Services and Other Operating Expenditures		5000-5999	0.00	0.00	0.0%
6) Capital Outlay		6000-6999	0.00	0.00	0.0%
7) Other Outgo (excluding Transfers of Indirect Costs)		7100-7299, 7400-7499	13,098,675.00	13,098,675.00	0.0%
8) Other Outgo - Transfers of Indirect Costs		7300-7399	0.00	0.00	0.0%
9) TOTAL, EXPENDITURES			13,098,675.00	13,098,675.00	0.0%
C. EXCESS (DEFICIENCY) OF REVENUES OVER EXPENDITURES BEFORE OTHER FINANCING SOURCES AND USES (A5 - B9)			344,095.00	1,544,095.00	348.7%
D. OTHER FINANCING SOURCES/USES					
1) Interfund Transfers					
a) Transfers In		8900-8929	0.00	0.00	0.0%
b) Transfers Out		7600-7629	0.00	0.00	0.0%
2) Other Sources/Uses					
a) Sources		8930-8979	0.00	0.00	0.0%
b) Uses		7630-7699	0.00	0.00	0.0%
3) Contributions		8980-8999	0.00	0.00	0.0%
4) TOTAL, OTHER FINANCING SOURCES/USES			0.00	0.00	0.0%

Description	Resource Codes	Object Codes	2020-21 Estimated Actuals	2021-22 Budget	Percent Difference
E. NET INCREASE (DECREASE) IN FUND BALANCE (C + D4)			344,095.00	1,544,095.00	348.7%
F. FUND BALANCE, RESERVES					
1) Beginning Fund Balance					
a) As of July 1 - Unaudited		9791	11,860,243.00	12,204,338.00	2.9%
b) Audit Adjustments		9793	0.00	0.00	0.0%
c) As of July 1 - Audited (F1a + F1b)			11,860,243.00	12,204,338.00	2.9%
d) Other Restatements		9795	0.00	0.00	0.0%
e) Adjusted Beginning Balance (F1c + F1d)			11,860,243.00	12,204,338.00	2.9%
2) Ending Balance, June 30 (E + F1e)			12,204,338.00	13,748,433.00	12.7%
Components of Ending Fund Balance					
a) Nonspendable					
Revolving Cash		9711	0.00	0.00	0.0%
Stores		9712	0.00	0.00	0.0%
Prepaid Items		9713	0.00	0.00	0.0%
All Others		9719	0.00	0.00	0.0%
b) Restricted		9740	0.00	0.00	0.0%
c) Committed					
Stabilization Arrangements		9750	0.00	0.00	0.0%
Other Commitments		9760	0.00	13,748,433.00	New
d) Assigned					
Other Assignments		9780	12,204,338.00	0.00	-100.0%
e) Unassigned/Unappropriated					
Reserve for Economic Uncertainties		9789	0.00	0.00	0.0%
Unassigned/Unappropriated Amount		9790	0.00	0.00	0.0%

Description	Resource Codes	Object Codes	2020-21 Estimated Actuals	2021-22 Budget	Percent Difference
G. ASSETS					
1) Cash					
a) in County Treasury		9110	0.00		
1) Fair Value Adjustment to Cash in County Treasury		9111	0.00		
b) in Banks		9120	0.00		
c) in Revolving Cash Account		9130	0.00		
d) with Fiscal Agent/Trustee		9135	0.00		
e) Collections Awaiting Deposit		9140	0.00		
2) Investments		9150	0.00		
3) Accounts Receivable		9200	0.00		
4) Due from Grantor Government		9290	0.00		
5) Due from Other Funds		9310	0.00		
6) Stores		9320	0.00		
7) Prepaid Expenditures		9330	0.00		
8) Other Current Assets		9340	0.00		
9) TOTAL, ASSETS			0.00		
H. DEFERRED OUTFLOWS OF RESOURCES					
1) Deferred Outflows of Resources		9490	0.00		
2) TOTAL, DEFERRED OUTFLOWS			0.00		
I. LIABILITIES					
1) Accounts Payable		9500	0.00		
2) Due to Grantor Governments		9590	0.00		
3) Due to Other Funds		9610	0.00		
4) Current Loans		9640	0.00		
5) Unearned Revenue		9650	0.00		
6) TOTAL, LIABILITIES			0.00		
J. DEFERRED INFLOWS OF RESOURCES					
1) Deferred Inflows of Resources		9690	0.00		
2) TOTAL, DEFERRED INFLOWS			0.00		
K. FUND EQUITY					
Ending Fund Balance, June 30 (G9 + H2) - (I6 + J2)			0.00		

Description	Resource Codes	Object Codes	2020-21 Estimated Actuals	2021-22 Budget	Percent Difference
FEDERAL REVENUE					
All Other Federal Revenue		8290	0.00	0.00	0.0%
TOTAL, FEDERAL REVENUE			0.00	0.00	0.0%
OTHER STATE REVENUE					
Tax Relief Subventions Voted Indebtedness Levies					
Homeowners' Exemptions		8571	0.00	0.00	0.0%
Other Subventions/In-Lieu Taxes		8572	0.00	0.00	0.0%
TOTAL, OTHER STATE REVENUE			0.00	0.00	0.0%
OTHER LOCAL REVENUE					
Other Local Revenue County and District Taxes Voted Indebtedness Levies					
Secured Roll		8611	12,797,257.00	12,797,257.00	0.0%
Unsecured Roll		8612	415,405.00	415,405.00	0.0%
Prior Years' Taxes		8613	63,421.00	63,421.00	0.0%
Supplemental Taxes		8614	133,213.00	1,333,213.00	900.8%
Penalties and Interest from Delinquent Non-LCFF Taxes		8629	0.00	0.00	0.0%
Interest		8660	33,474.00	33,474.00	0.0%
Net Increase (Decrease) in the Fair Value of Investments		8662	0.00	0.00	0.0%
Other Local Revenue					
All Other Local Revenue		8699	0.00	0.00	0.0%
All Other Transfers In from All Others		8799	0.00	0.00	0.0%
TOTAL, OTHER LOCAL REVENUE			13,442,770.00	14,642,770.00	8.9%
TOTAL, REVENUES			13,442,770.00	14,642,770.00	8.9%

Description	Resource Codes	Object Codes	2020-21 Estimated Actuals	2021-22 Budget	Percent Difference
OTHER OUTGO (excluding Transfers of Indirect Costs)					
Debt Service					
Bond Redemptions		7433	3,659,751.00	3,659,751.00	0.0%
Bond Interest and Other Service Charges		7434	9,438,924.00	9,438,924.00	0.0%
Debt Service - Interest		7438	0.00	0.00	0.0%
Other Debt Service - Principal		7439	0.00	0.00	0.0%
TOTAL, OTHER OUTGO (excluding Transfers of Indirect Costs)			13,098,675.00	13,098,675.00	0.0%
TOTAL, EXPENDITURES			13,098,675.00	13,098,675.00	0.0%

Description	Resource Codes	Object Codes	2020-21 Estimated Actuals	2021-22 Budget	Percent Difference
INTERFUND TRANSFERS					
INTERFUND TRANSFERS IN					
Other Authorized Interfund Transfers In		8919	0.00	0.00	0.0%
(a) TOTAL, INTERFUND TRANSFERS IN			0.00	0.00	0.0%
INTERFUND TRANSFERS OUT					
To: General Fund		7614	0.00	0.00	0.0%
Other Authorized Interfund Transfers Out		7619	0.00	0.00	0.0%
(b) TOTAL, INTERFUND TRANSFERS OUT			0.00	0.00	0.0%
OTHER SOURCES/USES					
SOURCES					
Other Sources					
Transfers from Funds of Lapsed/Reorganized LEAs		8965	0.00	0.00	0.0%
All Other Financing Sources		8979	0.00	0.00	0.0%
(c) TOTAL, SOURCES			0.00	0.00	0.0%
USES					
Transfers of Funds from Lapsed/Reorganized LEAs		7651	0.00	0.00	0.0%
All Other Financing Uses		7699	0.00	0.00	0.0%
(d) TOTAL, USES			0.00	0.00	0.0%
CONTRIBUTIONS					
Contributions from Unrestricted Revenues		8980	0.00	0.00	0.0%
Contributions from Restricted Revenues		8990	0.00	0.00	0.0%
(e) TOTAL, CONTRIBUTIONS			0.00	0.00	0.0%
TOTAL, OTHER FINANCING SOURCES/USES (a - b + c - d + e)			0.00	0.00	0.0%

Description	Function Codes	Object Codes	2020-21 Estimated Actuals	2021-22 Budget	Percent Difference
A. REVENUES					
1) LCFF Sources		8010-8099	0.00	0.00	0.0%
2) Federal Revenue		8100-8299	0.00	0.00	0.0%
3) Other State Revenue		8300-8599	0.00	0.00	0.0%
4) Other Local Revenue		8600-8799	13,442,770.00	14,642,770.00	8.9%
5) TOTAL, REVENUES			13,442,770.00	14,642,770.00	8.9%
B. EXPENDITURES (Objects 1000-7999)					
1) Instruction	1000-1999		0.00	0.00	0.0%
2) Instruction - Related Services	2000-2999		0.00	0.00	0.0%
3) Pupil Services	3000-3999		0.00	0.00	0.0%
4) Ancillary Services	4000-4999		0.00	0.00	0.0%
5) Community Services	5000-5999		0.00	0.00	0.0%
6) Enterprise	6000-6999		0.00	0.00	0.0%
7) General Administration	7000-7999		0.00	0.00	0.0%
8) Plant Services	8000-8999		0.00	0.00	0.0%
9) Other Outgo	9000-9999	Except 7600-7699	13,098,675.00	13,098,675.00	0.0%
10) TOTAL, EXPENDITURES			13,098,675.00	13,098,675.00	0.0%
C. EXCESS (DEFICIENCY) OF REVENUES OVER EXPENDITURES BEFORE OTHER FINANCING SOURCES AND USES (A5 - B10)			344,095.00	1,544,095.00	348.7%
D. OTHER FINANCING SOURCES/USES					
1) Interfund Transfers					
a) Transfers In		8900-8929	0.00	0.00	0.0%
b) Transfers Out		7600-7629	0.00	0.00	0.0%
2) Other Sources/Uses					
a) Sources		8930-8979	0.00	0.00	0.0%
b) Uses		7630-7699	0.00	0.00	0.0%
3) Contributions		8980-8999	0.00	0.00	0.0%
4) TOTAL, OTHER FINANCING SOURCES/USES			0.00	0.00	0.0%

Description	Function Codes	Object Codes	2020-21 Estimated Actuals	2021-22 Budget	Percent Difference
E. NET INCREASE (DECREASE) IN FUND BALANCE (C + D4)			344,095.00	1,544,095.00	348.7%
F. FUND BALANCE, RESERVES					
1) Beginning Fund Balance					
a) As of July 1 - Unaudited		9791	11,860,243.00	12,204,338.00	2.9%
b) Audit Adjustments		9793	0.00	0.00	0.0%
c) As of July 1 - Audited (F1a + F1b)			11,860,243.00	12,204,338.00	2.9%
d) Other Restatements		9795	0.00	0.00	0.0%
e) Adjusted Beginning Balance (F1c + F1d)			11,860,243.00	12,204,338.00	2.9%
2) Ending Balance, June 30 (E + F1e)			12,204,338.00	13,748,433.00	12.7%
Components of Ending Fund Balance					
a) Nonspendable					
Revolving Cash		9711	0.00	0.00	0.0%
Stores		9712	0.00	0.00	0.0%
Prepaid Items		9713	0.00	0.00	0.0%
All Others		9719	0.00	0.00	0.0%
b) Restricted		9740	0.00	0.00	0.0%
c) Committed					
Stabilization Arrangements		9750	0.00	0.00	0.0%
Other Commitments (by Resource/Object)		9760	0.00	13,748,433.00	New
d) Assigned					
Other Assignments (by Resource/Object)		9780	12,204,338.00	0.00	-100.0%
e) Unassigned/Unappropriated					
Reserve for Economic Uncertainties		9789	0.00	0.00	0.0%
Unassigned/Unappropriated Amount		9790	0.00	0.00	0.0%

Resource	Description	2020-21 Estimated Actuals	2021-22 Budget
Total, Restricted Balance		0.00	0.00

Description	Resource Codes	Object Codes	2020-21 Estimated Actuals	2021-22 Budget	Percent Difference
A. REVENUES					
1) LCFF Sources		8010-8099	0.00	0.00	0.0%
2) Federal Revenue		8100-8299	0.00	0.00	0.0%
3) Other State Revenue		8300-8599	0.00	0.00	0.0%
4) Other Local Revenue		8600-8799	1,649,090.00	1,682,240.00	2.0%
5) TOTAL, REVENUES			1,649,090.00	1,682,240.00	2.0%
B. EXPENSES					
1) Certificated Salaries		1000-1999	0.00	0.00	0.0%
2) Classified Salaries		2000-2999	0.00	0.00	0.0%
3) Employee Benefits		3000-3999	0.00	0.00	0.0%
4) Books and Supplies		4000-4999	0.00	0.00	0.0%
5) Services and Other Operating Expenses		5000-5999	1,649,090.00	1,682,240.00	2.0%
6) Depreciation and Amortization		6000-6999	0.00	0.00	0.0%
7) Other Outgo (excluding Transfers of Indirect Costs)		7100-7299, 7400-7499	0.00	0.00	0.0%
8) Other Outgo - Transfers of Indirect Costs		7300-7399	0.00	0.00	0.0%
9) TOTAL, EXPENSES			1,649,090.00	1,682,240.00	2.0%
C. EXCESS (DEFICIENCY) OF REVENUES OVER EXPENSES BEFORE OTHER FINANCING SOURCES AND USES (A5 - B9)			0.00	0.00	0.0%
D. OTHER FINANCING SOURCES/USES					
1) Interfund Transfers					
a) Transfers In		8900-8929	0.00	0.00	0.0%
b) Transfers Out		7600-7629	0.00	0.00	0.0%
2) Other Sources/Uses					
a) Sources		8930-8979	0.00	0.00	0.0%
b) Uses		7630-7699	0.00	0.00	0.0%
3) Contributions		8980-8999	0.00	0.00	0.0%
4) TOTAL, OTHER FINANCING SOURCES/USES			0.00	0.00	0.0%

Description	Resource Codes	Object Codes	2020-21 Estimated Actuals	2021-22 Budget	Percent Difference
E. NET INCREASE (DECREASE) IN NET POSITION (C + D4)			0.00	0.00	0.0%
F. NET POSITION					
1) Beginning Net Position					
a) As of July 1 - Unaudited		9791	170,044.00	170,044.00	0.0%
b) Audit Adjustments		9793	0.00	0.00	0.0%
c) As of July 1 - Audited (F1a + F1b)			170,044.00	170,044.00	0.0%
d) Other Restatements		9795	0.00	0.00	0.0%
e) Adjusted Beginning Net Position (F1c + F1d)			170,044.00	170,044.00	0.0%
2) Ending Net Position, June 30 (E + F1e)			170,044.00	170,044.00	0.0%
Components of Ending Net Position					
a) Net Investment in Capital Assets		9796	0.00	0.00	0.0%
b) Restricted Net Position		9797	0.00	0.00	0.0%
c) Unrestricted Net Position		9790	170,044.00	170,044.00	0.0%

Description	Resource Codes	Object Codes	2020-21 Estimated Actuals	2021-22 Budget	Percent Difference
G. ASSETS					
1) Cash					
a) in County Treasury		9110	0.00		
1) Fair Value Adjustment to Cash in County Treasury		9111	0.00		
b) in Banks		9120	0.00		
c) in Revolving Cash Account		9130	0.00		
d) with Fiscal Agent/Trustee		9135	0.00		
e) Collections Awaiting Deposit		9140	0.00		
2) Investments		9150	0.00		
3) Accounts Receivable		9200	0.00		
4) Due from Grantor Government		9290	0.00		
5) Due from Other Funds		9310	0.00		
6) Stores		9320	0.00		
7) Prepaid Expenditures		9330	0.00		
8) Other Current Assets		9340	0.00		
9) Fixed Assets					
a) Land		9410	0.00		
b) Land Improvements		9420	0.00		
c) Accumulated Depreciation - Land Improvements		9425	0.00		
d) Buildings		9430	0.00		
e) Accumulated Depreciation - Buildings		9435	0.00		
f) Equipment		9440	0.00		
g) Accumulated Depreciation - Equipment		9445	0.00		
h) Work in Progress		9450	0.00		
10) TOTAL, ASSETS			0.00		
H. DEFERRED OUTFLOWS OF RESOURCES					
1) Deferred Outflows of Resources		9490	0.00		
2) TOTAL, DEFERRED OUTFLOWS			0.00		

Description	Resource Codes	Object Codes	2020-21 Estimated Actuals	2021-22 Budget	Percent Difference
I. LIABILITIES					
1) Accounts Payable		9500	0.00		
2) Due to Grantor Governments		9590	0.00		
3) Due to Other Funds		9610	0.00		
4) Current Loans		9640			
5) Unearned Revenue		9650	0.00		
6) Long-Term Liabilities					
a) Net Pension Liability		9663	0.00		
b) Total/Net OPEB Liability		9664	0.00		
c) Compensated Absences		9665	0.00		
d) COPs Payable		9666	0.00		
e) Capital Leases Payable		9667	0.00		
f) Lease Revenue Bonds Payable		9668	0.00		
g) Other General Long-Term Liabilities		9669	0.00		
7) TOTAL, LIABILITIES			0.00		
J. DEFERRED INFLOWS OF RESOURCES					
1) Deferred Inflows of Resources		9690	0.00		
2) TOTAL, DEFERRED INFLOWS			0.00		
K. NET POSITION					
Net Position, June 30 (G10 + H2) - (I7 + J2)			0.00		

Description	Resource Codes	Object Codes	2020-21 Estimated Actuals	2021-22 Budget	Percent Difference
OTHER STATE REVENUE					
STRS On-Behalf Pension Contributions	7690	8590	0.00	0.00	0.0%
All Other State Revenue	All Other	8590	0.00	0.00	0.0%
TOTAL, OTHER STATE REVENUE			0.00	0.00	0.0%
OTHER LOCAL REVENUE					
Other Local Revenue					
Sales					
Sale of Equipment/Supplies		8631	0.00	0.00	0.0%
Interest		8660	0.00	0.00	0.0%
Net Increase (Decrease) in the Fair Value of Investments		8662	0.00	0.00	0.0%
Fees and Contracts					
In-District Premiums/ Contributions		8674	1,649,090.00	1,682,240.00	2.0%
All Other Fees and Contracts		8689	0.00	0.00	0.0%
Other Local Revenue					
All Other Local Revenue		8699	0.00	0.00	0.0%
All Other Transfers In from All Others		8799	0.00	0.00	0.0%
TOTAL, OTHER LOCAL REVENUE			1,649,090.00	1,682,240.00	2.0%
TOTAL, REVENUES			1,649,090.00	1,682,240.00	2.0%

Description	Resource Codes	Object Codes	2020-21 Estimated Actuals	2021-22 Budget	Percent Difference
CERTIFICATED SALARIES					
Certificated Pupil Support Salaries		1200	0.00	0.00	0.0%
Certificated Supervisors' and Administrators' Salaries		1300	0.00	0.00	0.0%
TOTAL, CERTIFICATED SALARIES			0.00	0.00	0.0%
CLASSIFIED SALARIES					
Classified Support Salaries		2200	0.00	0.00	0.0%
Classified Supervisors' and Administrators' Salaries		2300	0.00	0.00	0.0%
Clerical, Technical and Office Salaries		2400	0.00	0.00	0.0%
Other Classified Salaries		2900	0.00	0.00	0.0%
TOTAL, CLASSIFIED SALARIES			0.00	0.00	0.0%
EMPLOYEE BENEFITS					
STRS		3101-3102	0.00	0.00	0.0%
PERS		3201-3202	0.00	0.00	0.0%
OASDI/Medicare/Alternative		3301-3302	0.00	0.00	0.0%
Health and Welfare Benefits		3401-3402	0.00	0.00	0.0%
Unemployment Insurance		3501-3502	0.00	0.00	0.0%
Workers' Compensation		3601-3602	0.00	0.00	0.0%
OPEB, Allocated		3701-3702	0.00	0.00	0.0%
OPEB, Active Employees		3751-3752	0.00	0.00	0.0%
Other Employee Benefits		3901-3902	0.00	0.00	0.0%
TOTAL, EMPLOYEE BENEFITS			0.00	0.00	0.0%
BOOKS AND SUPPLIES					
Books and Other Reference Materials		4200	0.00	0.00	0.0%
Materials and Supplies		4300	0.00	0.00	0.0%
Noncapitalized Equipment		4400	0.00	0.00	0.0%
TOTAL, BOOKS AND SUPPLIES			0.00	0.00	0.0%

Description	Resource Codes	Object Codes	2020-21 Estimated Actuals	2021-22 Budget	Percent Difference
SERVICES AND OTHER OPERATING EXPENSES					
Subagreements for Services		5100	0.00	0.00	0.0%
Travel and Conferences		5200	0.00	0.00	0.0%
Dues and Memberships		5300	0.00	0.00	0.0%
Insurance		5400-5450	0.00	0.00	0.0%
Operations and Housekeeping Services		5500	0.00	0.00	0.0%
Rentals, Leases, Repairs, and Noncapitalized Improvements		5600	0.00	0.00	0.0%
Transfers of Direct Costs - Interfund		5750	0.00	0.00	0.0%
Professional/Consulting Services and Operating Expenditures		5800	1,649,090.00	1,682,240.00	2.0%
Communications		5900	0.00	0.00	0.0%
TOTAL, SERVICES AND OTHER OPERATING EXPENSES			1,649,090.00	1,682,240.00	2.0%
DEPRECIATION AND AMORTIZATION					
Depreciation Expense		6900	0.00	0.00	0.0%
Amortization Expense-Lease Assets		6910	0.00	0.00	0.0%
TOTAL, DEPRECIATION AND AMORTIZATION			0.00	0.00	0.0%
TOTAL, EXPENSES			1,649,090.00	1,682,240.00	2.0%

Description	Resource Codes	Object Codes	2020-21 Estimated Actuals	2021-22 Budget	Percent Difference
INTERFUND TRANSFERS					
INTERFUND TRANSFERS IN					
Other Authorized Interfund Transfers In		8919	0.00	0.00	0.0%
(a) TOTAL, INTERFUND TRANSFERS IN			0.00	0.00	0.0%
INTERFUND TRANSFERS OUT					
Other Authorized Interfund Transfers Out		7619	0.00	0.00	0.0%
(b) TOTAL, INTERFUND TRANSFERS OUT			0.00	0.00	0.0%
OTHER SOURCES/USES					
SOURCES					
Other Sources					
Transfers from Funds of Lapsed/Reorganized LEAs		8965	0.00	0.00	0.0%
(c) TOTAL, SOURCES			0.00	0.00	0.0%
USES					
Transfers of Funds from Lapsed/Reorganized LEAs		7651	0.00	0.00	0.0%
(d) TOTAL, USES			0.00	0.00	0.0%
CONTRIBUTIONS					
Contributions from Unrestricted Revenues		8980	0.00	0.00	0.0%
Contributions from Restricted Revenues		8990	0.00	0.00	0.0%
(e) TOTAL, CONTRIBUTIONS			0.00	0.00	0.0%
TOTAL, OTHER FINANCING SOURCES/USES (a - b + c - d + e)			0.00	0.00	0.0%

Description	Function Codes	Object Codes	2020-21 Estimated Actuals	2021-22 Budget	Percent Difference
A. REVENUES					
1) LCFF Sources		8010-8099	0.00	0.00	0.0%
2) Federal Revenue		8100-8299	0.00	0.00	0.0%
3) Other State Revenue		8300-8599	0.00	0.00	0.0%
4) Other Local Revenue		8600-8799	1,649,090.00	1,682,240.00	2.0%
5) TOTAL, REVENUES			1,649,090.00	1,682,240.00	2.0%
B. EXPENSES (Objects 1000-7999)					
1) Instruction	1000-1999		0.00	0.00	0.0%
2) Instruction - Related Services	2000-2999		0.00	0.00	0.0%
3) Pupil Services	3000-3999		0.00	0.00	0.0%
4) Ancillary Services	4000-4999		0.00	0.00	0.0%
5) Community Services	5000-5999		0.00	0.00	0.0%
6) Enterprise	6000-6999		1,649,090.00	1,682,240.00	2.0%
7) General Administration	7000-7999		0.00	0.00	0.0%
8) Plant Services	8000-8999		0.00	0.00	0.0%
9) Other Outgo	9000-9999	Except 7600-7699	0.00	0.00	0.0%
10) TOTAL, EXPENSES			1,649,090.00	1,682,240.00	2.0%
C. EXCESS (DEFICIENCY) OF REVENUES OVER EXPENSES BEFORE OTHER FINANCING SOURCES AND USES (A5 - B10)			0.00	0.00	0.0%
D. OTHER FINANCING SOURCES/USES					
1) Interfund Transfers					
a) Transfers In		8900-8929	0.00	0.00	0.0%
b) Transfers Out		7600-7629	0.00	0.00	0.0%
2) Other Sources/Uses					
a) Sources		8930-8979	0.00	0.00	0.0%
b) Uses		7630-7699	0.00	0.00	0.0%
3) Contributions		8980-8999	0.00	0.00	0.0%
4) TOTAL, OTHER FINANCING SOURCES/USES			0.00	0.00	0.0%

Description	Function Codes	Object Codes	2020-21 Estimated Actuals	2021-22 Budget	Percent Difference
E. NET INCREASE (DECREASE) IN NET POSITION (C + D4)			0.00	0.00	0.0%
F. NET POSITION					
1) Beginning Net Position					
a) As of July 1 - Unaudited		9791	170,044.00	170,044.00	0.0%
b) Audit Adjustments		9793	0.00	0.00	0.0%
c) As of July 1 - Audited (F1a + F1b)			170,044.00	170,044.00	0.0%
d) Other Restatements		9795	0.00	0.00	0.0%
e) Adjusted Beginning Net Position (F1c + F1d)			170,044.00	170,044.00	0.0%
2) Ending Net Position, June 30 (E + F1e)			170,044.00	170,044.00	0.0%
Components of Ending Net Position					
a) Net Investment in Capital Assets		9796	0.00	0.00	0.0%
b) Restricted Net Position		9797	0.00	0.00	0.0%
c) Unrestricted Net Position		9790	170,044.00	170,044.00	0.0%

Resource	Description	2020-21 Estimated Actuals	2021-22 Budget
Total, Restricted Net Position		0.00	0.00

Description	Resource Codes	Object Codes	2020-21 Estimated Actuals	2021-22 Budget	Percent Difference
A. REVENUES					
1) LCFF Sources		8010-8099	0.00	0.00	0.0%
2) Federal Revenue		8100-8299	0.00	0.00	0.0%
3) Other State Revenue		8300-8599	0.00	0.00	0.0%
4) Other Local Revenue		8600-8799	110,000.00	95,000.00	-13.6%
5) TOTAL, REVENUES			110,000.00	95,000.00	-13.6%
B. EXPENSES					
1) Certificated Salaries		1000-1999	0.00	0.00	0.0%
2) Classified Salaries		2000-2999	0.00	0.00	0.0%
3) Employee Benefits		3000-3999	0.00	0.00	0.0%
4) Books and Supplies		4000-4999	0.00	0.00	0.0%
5) Services and Other Operating Expenses		5000-5999	1,658,090.00	350,240.00	-78.9%
6) Depreciation and Amortization		6000-6999	0.00	0.00	0.0%
7) Other Outgo (excluding Transfers of Indirect Costs)		7100-7299, 7400-7499	0.00	0.00	0.0%
8) Other Outgo - Transfers of Indirect Costs		7300-7399	0.00	0.00	0.0%
9) TOTAL, EXPENSES			1,658,090.00	350,240.00	-78.9%
C. EXCESS (DEFICIENCY) OF REVENUES OVER EXPENSES BEFORE OTHER FINANCING SOURCES AND USES (A5 - B9)			(1,548,090.00)	(255,240.00)	-83.5%
D. OTHER FINANCING SOURCES/USES					
1) Interfund Transfers					
a) Transfers In		8900-8929	0.00	0.00	0.0%
b) Transfers Out		7600-7629	0.00	0.00	0.0%
2) Other Sources/Uses					
a) Sources		8930-8979	0.00	0.00	0.0%
b) Uses		7630-7699	0.00	0.00	0.0%
3) Contributions		8980-8999	0.00	0.00	0.0%
4) TOTAL, OTHER FINANCING SOURCES/USES			0.00	0.00	0.0%

Description	Resource Codes	Object Codes	2020-21 Estimated Actuals	2021-22 Budget	Percent Difference
E. NET INCREASE (DECREASE) IN NET POSITION (C + D4)			(1,548,090.00)	(255,240.00)	-83.5%
F. NET POSITION					
1) Beginning Net Position					
a) As of July 1 - Unaudited		9791	5,294,329.00	3,746,239.00	-29.2%
b) Audit Adjustments		9793	0.00	0.00	0.0%
c) As of July 1 - Audited (F1a + F1b)			5,294,329.00	3,746,239.00	-29.2%
d) Other Restatements		9795	0.00	0.00	0.0%
e) Adjusted Beginning Net Position (F1c + F1d)			5,294,329.00	3,746,239.00	-29.2%
2) Ending Net Position, June 30 (E + F1e)			3,746,239.00	3,490,999.00	-6.8%
Components of Ending Net Position					
a) Net Investment in Capital Assets		9796	0.00	0.00	0.0%
b) Restricted Net Position		9797	0.00	0.00	0.0%
c) Unrestricted Net Position		9790	3,746,239.00	3,490,999.00	-6.8%

Description	Resource Codes	Object Codes	2020-21 Estimated Actuals	2021-22 Budget	Percent Difference
G. ASSETS					
1) Cash					
a) in County Treasury		9110	0.00		
1) Fair Value Adjustment to Cash in County Treasury		9111	0.00		
b) in Banks		9120	0.00		
c) in Revolving Cash Account		9130	0.00		
d) with Fiscal Agent/Trustee		9135	0.00		
e) Collections Awaiting Deposit		9140	0.00		
2) Investments		9150	0.00		
3) Accounts Receivable		9200	0.00		
4) Due from Grantor Government		9290	0.00		
5) Due from Other Funds		9310	0.00		
6) Stores		9320	0.00		
7) Prepaid Expenditures		9330	0.00		
8) Other Current Assets		9340	0.00		
9) Fixed Assets		9400			
10) TOTAL, ASSETS			0.00		
H. DEFERRED OUTFLOWS OF RESOURCES					
1) Deferred Outflows of Resources		9490	0.00		
2) TOTAL, DEFERRED OUTFLOWS			0.00		

Description	Resource Codes	Object Codes	2020-21 Estimated Actuals	2021-22 Budget	Percent Difference
I. LIABILITIES					
1) Accounts Payable		9500	0.00		
2) Due to Grantor Governments		9590	0.00		
3) Due to Other Funds		9610	0.00		
4) Current Loans		9640			
5) Unearned Revenue		9650	0.00		
6) Long-Term Liabilities					
a) Net Pension Liability		9663	0.00		
b) Total/Net OPEB Liability		9664	0.00		
c) Compensated Absences		9665	0.00		
d) COPs Payable		9666	0.00		
e) Capital Leases Payable		9667	0.00		
f) Lease Revenue Bonds Payable		9668	0.00		
g) Other General Long-Term Liabilities		9669	0.00		
7) TOTAL, LIABILITIES			0.00		
J. DEFERRED INFLOWS OF RESOURCES					
1) Deferred Inflows of Resources		9690	0.00		
2) TOTAL, DEFERRED INFLOWS			0.00		
K. NET POSITION					
Net Position, June 30 (G10 + H2) - (I7 + J2)			0.00		

Description	Resource Codes	Object Codes	2020-21 Estimated Actuals	2021-22 Budget	Percent Difference
OTHER LOCAL REVENUE					
Other Local Revenue					
Interest		8660	110,000.00	95,000.00	-13.6%
Net Increase (Decrease) in the Fair Value of Investments		8662	0.00	0.00	0.0%
Fees and Contracts					
In-District Premiums/ Contributions		8674	0.00	0.00	0.0%
Other Local Revenue					
All Other Local Revenue		8699	0.00	0.00	0.0%
TOTAL, OTHER LOCAL REVENUE			110,000.00	95,000.00	-13.6%
TOTAL, REVENUES			110,000.00	95,000.00	-13.6%
SERVICES AND OTHER OPERATING EXPENSES					
Subagreements for Services		5100	0.00	0.00	0.0%
Professional/Consulting Services and Operating Expenditures		5800	1,658,090.00	350,240.00	-78.9%
TOTAL, SERVICES AND OTHER OPERATING EXPENSES			1,658,090.00	350,240.00	-78.9%
TOTAL, EXPENSES			1,658,090.00	350,240.00	-78.9%

Description	Resource Codes	Object Codes	2020-21 Estimated Actuals	2021-22 Budget	Percent Difference
INTERFUND TRANSFERS					
INTERFUND TRANSFERS IN					
Other Authorized Interfund Transfers In		8919	0.00	0.00	0.0%
(a) TOTAL, INTERFUND TRANSFERS IN			0.00	0.00	0.0%
OTHER SOURCES/USES					
SOURCES					
Other Sources					
Transfers from Funds of Lapsed/Reorganized LEAs		8965	0.00	0.00	0.0%
All Other Financing Sources		8979	0.00	0.00	0.0%
(c) TOTAL, SOURCES			0.00	0.00	0.0%
USES					
Transfers of Funds from Lapsed/Reorganized LEAs		7651	0.00	0.00	0.0%
(d) TOTAL, USES			0.00	0.00	0.0%
CONTRIBUTIONS					
Contributions from Unrestricted Revenues		8980	0.00	0.00	0.0%
Contributions from Restricted Revenues		8990	0.00	0.00	0.0%
(e) TOTAL, CONTRIBUTIONS			0.00	0.00	0.0%
TOTAL, OTHER FINANCING SOURCES/USES (a + c - d + e)			0.00	0.00	0.0%

Description	Function Codes	Object Codes	2020-21 Estimated Actuals	2021-22 Budget	Percent Difference
A. REVENUES					
1) LCFF Sources		8010-8099	0.00	0.00	0.0%
2) Federal Revenue		8100-8299	0.00	0.00	0.0%
3) Other State Revenue		8300-8599	0.00	0.00	0.0%
4) Other Local Revenue		8600-8799	110,000.00	95,000.00	-13.6%
5) TOTAL, REVENUES			110,000.00	95,000.00	-13.6%
B. EXPENSES (Objects 1000-7999)					
1) Instruction	1000-1999		0.00	0.00	0.0%
2) Instruction - Related Services	2000-2999		0.00	0.00	0.0%
3) Pupil Services	3000-3999		0.00	0.00	0.0%
4) Ancillary Services	4000-4999		0.00	0.00	0.0%
5) Community Services	5000-5999		0.00	0.00	0.0%
6) Enterprise	6000-6999		1,658,090.00	350,240.00	-78.9%
7) General Administration	7000-7999		0.00	0.00	0.0%
8) Plant Services	8000-8999		0.00	0.00	0.0%
9) Other Outgo	9000-9999	Except 7600-7699	0.00	0.00	0.0%
10) TOTAL, EXPENSES			1,658,090.00	350,240.00	-78.9%
C. EXCESS (DEFICIENCY) OF REVENUES OVER EXPENSES BEFORE OTHER FINANCING SOURCES AND USES (A5 - B10)			(1,548,090.00)	(255,240.00)	-83.5%
D. OTHER FINANCING SOURCES/USES					
1) Interfund Transfers					
a) Transfers In		8900-8929	0.00	0.00	0.0%
b) Transfers Out		7600-7629	0.00	0.00	0.0%
2) Other Sources/Uses					
a) Sources		8930-8979	0.00	0.00	0.0%
b) Uses		7630-7699	0.00	0.00	0.0%
3) Contributions		8980-8999	0.00	0.00	0.0%
4) TOTAL, OTHER FINANCING SOURCES/USES			0.00	0.00	0.0%

Description	Function Codes	Object Codes	2020-21 Estimated Actuals	2021-22 Budget	Percent Difference
E. NET INCREASE (DECREASE) IN NET POSITION (C + D4)			(1,548,090.00)	(255,240.00)	-83.5%
F. NET POSITION					
1) Beginning Net Position					
a) As of July 1 - Unaudited		9791	5,294,329.00	3,746,239.00	-29.2%
b) Audit Adjustments		9793	0.00	0.00	0.0%
c) As of July 1 - Audited (F1a + F1b)			5,294,329.00	3,746,239.00	-29.2%
d) Other Restatements		9795	0.00	0.00	0.0%
e) Adjusted Beginning Net Position (F1c + F1d)			5,294,329.00	3,746,239.00	-29.2%
2) Ending Net Position, June 30 (E + F1e)			3,746,239.00	3,490,999.00	-6.8%
Components of Ending Net Position					
a) Net Investment in Capital Assets		9796	0.00	0.00	0.0%
b) Restricted Net Position		9797	0.00	0.00	0.0%
c) Unrestricted Net Position		9790	3,746,239.00	3,490,999.00	-6.8%

Resource	Description	2020-21 Estimated Actuals	2021-22 Budget
Total, Restricted Net Position		0.00	0.00

Description	2020-21 Estimated Actuals			2021-22 Budget		
	P-2 ADA	Annual ADA	Funded ADA	Estimated P-2 ADA	Estimated Annual ADA	Estimated Funded ADA
A. DISTRICT						
1. Total District Regular ADA Includes Opportunity Classes, Home & Hospital, Special Day Class, Continuation Education, Special Education NPS/LCI and Extended Year, and Community Day School (includes Necessary Small School ADA)	14,708.74	14,708.74	14,708.74	14,708.74	14,708.74	14,708.74
2. Total Basic Aid Choice/Court Ordered Voluntary Pupil Transfer Regular ADA Includes Opportunity Classes, Home & Hospital, Special Day Class, Continuation Education, Special Education NPS/LCI and Extended Year, and Community Day School (ADA not included in Line A1 above)						
3. Total Basic Aid Open Enrollment Regular ADA Includes Opportunity Classes, Home & Hospital, Special Day Class, Continuation Education, Special Education NPS/LCI and Extended Year, and Community Day School (ADA not included in Line A1 above)						
4. Total, District Regular ADA (Sum of Lines A1 through A3)	14,708.74	14,708.74	14,708.74	14,708.74	14,708.74	14,708.74
5. District Funded County Program ADA						
a. County Community Schools						
b. Special Education-Special Day Class						
c. Special Education-NPS/LCI						
d. Special Education Extended Year						
e. Other County Operated Programs: Opportunity Schools and Full Day Opportunity Classes, Specialized Secondary Schools						
f. County School Tuition Fund (Out of State Tuition) [EC 2000 and 46380]						
g. Total, District Funded County Program ADA (Sum of Lines A5a through A5f)	0.00	0.00	0.00	0.00	0.00	0.00
6. TOTAL DISTRICT ADA (Sum of Line A4 and Line A5g)	14,708.74	14,708.74	14,708.74	14,708.74	14,708.74	14,708.74
7. Adults in Correctional Facilities						
8. Charter School ADA (Enter Charter School ADA using Tab C. Charter School ADA)						

Description	2020-21 Estimated Actuals			2021-22 Budget		
	P-2 ADA	Annual ADA	Funded ADA	Estimated P-2 ADA	Estimated Annual ADA	Estimated Funded ADA
B. COUNTY OFFICE OF EDUCATION						
1. County Program Alternative Education Grant ADA						
a. County Group Home and Institution Pupils						
b. Juvenile Halls, Homes, and Camps						
c. Probation Referred, On Probation or Parole, Expelled per EC 48915(a) or (c) [EC 2574(c)(4)(A)]						
d. Total, County Program Alternative Education ADA (Sum of Lines B1a through B1c)	0.00	0.00	0.00	0.00	0.00	0.00
2. District Funded County Program ADA						
a. County Community Schools						
b. Special Education-Special Day Class						
c. Special Education-NPS/LCI						
d. Special Education Extended Year						
e. Other County Operated Programs: Opportunity Schools and Full Day Opportunity Classes, Specialized Secondary Schools						
f. County School Tuition Fund (Out of State Tuition) [EC 2000 and 46380]						
g. Total, District Funded County Program ADA (Sum of Lines B2a through B2f)	0.00	0.00	0.00	0.00	0.00	0.00
3. TOTAL COUNTY OFFICE ADA (Sum of Lines B1d and B2g)	0.00	0.00	0.00	0.00	0.00	0.00
4. Adults in Correctional Facilities						
5. County Operations Grant ADA						
6. Charter School ADA (Enter Charter School ADA using Tab C. Charter School ADA)						

Description	2020-21 Estimated Actuals			2021-22 Budget		
	P-2 ADA	Annual ADA	Funded ADA	Estimated P-2 ADA	Estimated Annual ADA	Estimated Funded ADA
C. CHARTER SCHOOL ADA						
Authorizing LEAs reporting charter school SACS financial data in their Fund 01, 09, or 62 use this worksheet to report ADA for those charter schools. Charter schools reporting SACS financial data separately from their authorizing LEAs in Fund 01 or Fund 62 use this worksheet to report their ADA.						
FUND 01: Charter School ADA corresponding to SACS financial data reported in Fund 01.						
1. Total Charter School Regular ADA						
2. Charter School County Program Alternative Education ADA						
a. County Group Home and Institution Pupils						
b. Juvenile Halls, Homes, and Camps						
c. Probation Referred, On Probation or Parole, Expelled per EC 48915(a) or (c) [EC 2574(c)(4)(A)]						
d. Total, Charter School County Program Alternative Education ADA (Sum of Lines C2a through C2c)	0.00	0.00	0.00	0.00	0.00	0.00
3. Charter School Funded County Program ADA						
a. County Community Schools						
b. Special Education-Special Day Class						
c. Special Education-NPS/LCI						
d. Special Education Extended Year						
e. Other County Operated Programs: Opportunity Schools and Full Day Opportunity Classes, Specialized Secondary Schools						
f. Total, Charter School Funded County Program ADA (Sum of Lines C3a through C3e)	0.00	0.00	0.00	0.00	0.00	0.00
4. TOTAL CHARTER SCHOOL ADA (Sum of Lines C1, C2d, and C3f)	0.00	0.00	0.00	0.00	0.00	0.00
FUND 09 or 62: Charter School ADA corresponding to SACS financial data reported in Fund 09 or Fund 62.						
5. Total Charter School Regular ADA						
6. Charter School County Program Alternative Education ADA						
a. County Group Home and Institution Pupils						
b. Juvenile Halls, Homes, and Camps						
c. Probation Referred, On Probation or Parole, Expelled per EC 48915(a) or (c) [EC 2574(c)(4)(A)]						
d. Total, Charter School County Program Alternative Education ADA (Sum of Lines C6a through C6c)	0.00	0.00	0.00	0.00	0.00	0.00
7. Charter School Funded County Program ADA						
a. County Community Schools						
b. Special Education-Special Day Class						
c. Special Education-NPS/LCI						
d. Special Education Extended Year						
e. Other County Operated Programs: Opportunity Schools and Full Day Opportunity Classes, Specialized Secondary Schools						
f. Total, Charter School Funded County Program ADA (Sum of Lines C7a through C7e)	0.00	0.00	0.00	0.00	0.00	0.00
8. TOTAL CHARTER SCHOOL ADA (Sum of Lines C5, C6d, and C7f)	0.00	0.00	0.00	0.00	0.00	0.00
9. TOTAL CHARTER SCHOOL ADA Reported in Fund 01, 09, or 62 (Sum of Lines C4 and C8)	0.00	0.00	0.00	0.00	0.00	0.00

	Object	Beginning Balances (Ref. Only)	July	August	September	October	November	December	January	February
ESTIMATES THROUGH THE MONTH OF	JUNE									
A. BEGINNING CASH			27,483,255.00	22,652,943.63	12,996,400.40	10,636,970.58	3,264,210.93	353,464.32	27,711,519.89	21,129,093.54
B. RECEIPTS										
LCFF/Revenue Limit Sources										
Principal Apportionment	8010-8019		3,394,286.15	3,394,286.15	11,516,290.07	6,109,715.07	6,109,715.07	11,516,290.07	6,109,715.07	6,109,715.07
Property Taxes	8020-8079		0.00	0.00	0.00	0.00	0.00	27,966,137.00	0.00	0.00
Miscellaneous Funds	8080-8099		0.00	0.00	0.00	0.00	0.00	0.00	0.00	0.00
Federal Revenue	8100-8299		2,508.42	0.00	1,652,959.74	147,424.67	56,257.61	619,358.91	519,265.58	33,760.95
Other State Revenue	8300-8599		587,169.11	509,028.43	1,918,116.91	1,323,345.27	1,604,268.17	1,798,381.97	885,444.28	1,167,174.80
Other Local Revenue	8600-8799		30,979.13	220,201.69	113,173.60	175,924.64	109,056.52	252,650.68	100,804.71	337,671.58
Interfund Transfers In	8910-8929		0.00	0.00	0.00	0.00	0.00	0.00	0.00	0.00
All Other Financing Sources	8930-8979		0.00	0.00	0.00	0.00	0.00	0.00	0.00	0.00
TOTAL RECEIPTS			4,014,942.81	4,123,516.27	15,200,540.32	7,756,409.65	7,879,297.37	42,152,818.63	7,615,229.64	7,648,322.40
C. DISBURSEMENTS										
Certificated Salaries	1000-1999		75,655.54	6,468,548.41	6,725,777.24	6,619,859.49	6,733,342.79	6,846,826.10	6,854,391.65	6,831,694.99
Classified Salaries	2000-2999		21,483.67	1,224,569.02	2,510,519.96	2,679,320.20	2,651,698.34	2,786,738.53	2,826,636.77	3,323,830.21
Employee Benefits	3000-3999		394,636.93	1,856,870.59	3,115,554.68	3,194,482.06	3,638,967.86	2,978,470.27	3,040,781.36	3,140,479.11
Books and Supplies	4000-4999		109,192.82	343,755.18	375,530.87	155,989.75	151,367.83	614,715.15	606,626.79	292,336.34
Services	5000-5999		980,188.69	2,353,714.89	1,110,600.06	1,520,764.85	1,001,222.78	1,695,347.82	1,510,247.81	2,402,093.31
Capital Outlay	6000-6599		0.00	42,096.90	284,614.35	0.00	0.00	0.00	186,306.42	247,549.44
Other Outgo	7000-7499		172,665.19	172,665.19	172,665.19	172,665.19	172,665.19	172,665.19	172,665.19	172,665.19
Interfund Transfers Out	7600-7629		0.00	0.00	0.00	0.00	0.00	0.00	0.00	0.00
All Other Financing Uses	7630-7699		0.00	0.00	0.00	0.00	0.00	0.00	0.00	0.00
TOTAL DISBURSEMENTS			1,753,822.84	12,462,220.18	14,295,262.35	14,343,081.54	14,349,264.79	15,094,763.06	15,197,655.99	16,410,648.59
D. BALANCE SHEET ITEMS										
Assets and Deferred Outflows										
Cash Not In Treasury	9111-9199	25,085.00	0.00	0.00	0.00	0.00	0.00	0.00	0.00	0.00
Accounts Receivable	9200-9299	17,749,482.00	3,927,367.66	3,847,573.68	3,900,705.21	3,864,287.24	3,559,220.81	0.00	0.00	0.00
Due From Other Funds	9310	0.00	0.00	0.00	0.00	0.00	0.00	0.00	0.00	0.00
Stores	9320	33,456.61	0.00	0.00	0.00	0.00	0.00	0.00	0.00	0.00
Prepaid Expenditures	9330	0.00	0.00	0.00	0.00	0.00	0.00	0.00	0.00	0.00
Other Current Assets	9340	556,086.00	0.00	0.00	0.00	0.00	0.00	0.00	0.00	0.00
Deferred Outflows of Resources	9490	0.00	0.00	0.00	0.00	0.00	0.00	0.00	0.00	0.00
SUBTOTAL		18,364,109.61	3,927,367.66	3,847,573.68	3,900,705.21	3,864,287.24	3,559,220.81	0.00	0.00	0.00
Liabilities and Deferred Inflows										
Accounts Payable	9500-9599	6,236,468.00	3,500,000.00	(1,000,000.00)	1,000,000.00	(500,000.00)	0.00	(300,000.00)	(1,000,000.00)	(1,000,000.00)
Due To Other Funds	9610	0.00	0.00	0.00	0.00	0.00	0.00	0.00	0.00	0.00
Current Loans	9640	25,000,000.00	7,518,799.00	6,165,413.00	6,165,413.00	5,150,375.00	0.00	0.00	0.00	0.00
Unearned Revenues	9650	0.00	0.00	0.00	0.00	0.00	0.00	0.00	0.00	0.00
Deferred Inflows of Resources	9690	0.00	0.00	0.00	0.00	0.00	0.00	0.00	0.00	0.00
SUBTOTAL		31,236,468.00	11,018,799.00	5,165,413.00	7,165,413.00	4,650,375.00	0.00	(300,000.00)	(1,000,000.00)	(1,000,000.00)
Nonoperating										
Suspense Clearing	9910	0.00	0.00	0.00	0.00	0.00	0.00	0.00	0.00	0.00
TOTAL BALANCE SHEET ITEMS		(12,872,358.39)	(7,091,431.34)	(1,317,839.32)	(3,264,707.79)	(786,087.76)	3,559,220.81	300,000.00	1,000,000.00	1,000,000.00
E. NET INCREASE/DECREASE (B - C + D)			(4,830,311.37)	(9,656,543.23)	(2,359,429.82)	(7,372,759.65)	(2,910,746.61)	27,358,055.57	(6,582,426.35)	(7,762,326.19)
F. ENDING CASH (A + E)			22,652,943.63	12,996,400.40	10,636,970.58	3,264,210.93	353,464.32	27,711,519.89	21,129,093.54	13,366,767.35
G. ENDING CASH, PLUS CASH ACCRUALS AND ADJUSTMENTS										

	Object	March	April	May	June	Accruals	Adjustments	TOTAL	BUDGET
ESTIMATES THROUGH THE MONTH OF	JUNE								
A. BEGINNING CASH		13,366,767.35	13,618,379.08	35,188,164.40	27,718,011.12				
B. RECEIPTS									
LCFF/Revenue Limit Sources									
Principal Apportionment	8010-8019	11,516,290.07	6,109,715.07	6,109,715.07	5,406,575.00	6,109,715.07	0.00	89,512,023.00	89,512,023.00
Property Taxes	8020-8079	0.00	27,966,137.00	0.00	0.00	0.00	0.00	55,932,274.00	55,932,274.00
Miscellaneous Funds	8080-8099	0.00	0.00	0.00	0.00	0.00	0.00	0.00	0.00
Federal Revenue	8100-8299	878,342.93	55,590.82	50,349.68	1,841,769.70	0.00	(0.01)	5,857,589.00	5,857,589.00
Other State Revenue	8300-8599	1,749,530.05	1,137,475.96	888,992.80	1,554,048.24	943,705.02	(0.01)	16,066,681.00	16,066,681.00
Other Local Revenue	8600-8799	64,498.38	570,673.19	87,983.17	289,742.72	125,185.00	(0.01)	2,478,545.00	2,478,545.00
Interfund Transfers In	8910-8929	0.00	0.00	0.00	0.00	0.00	0.00	0.00	0.00
All Other Financing Sources	8930-8979	0.00	0.00	0.00	0.00	0.00	0.00	0.00	0.00
TOTAL RECEIPTS		14,208,661.43	35,839,592.04	7,137,040.72	9,092,135.66	7,178,605.09	(0.03)	169,847,112.00	169,847,112.00
C. DISBURSEMENTS									
Certificated Salaries	1000-1999	6,861,957.21	6,793,867.22	7,111,620.48	7,111,620.48	620,375.40	0.00	75,655,537.00	75,655,537.00
Classified Salaries	2000-2999	2,848,120.44	2,838,913.15	2,823,567.68	3,989,823.89	165,731.15	(0.01)	30,690,953.00	30,690,953.00
Employee Benefits	3000-3999	3,049,089.51	3,036,627.29	3,115,554.68	10,468,263.71	510,950.97	(0.02)	41,540,729.00	41,540,729.00
Books and Supplies	4000-4999	14,443.50	346,643.88	314,290.45	1,470,925.53	981,579.92	(0.01)	5,777,398.00	5,777,398.00
Services	5000-5999	1,247,321.66	1,543,902.35	1,169,495.52	4,290,954.77	208,237.51	(0.02)	21,034,092.00	21,034,092.00
Capital Outlay	6000-6599	63,452.19	37,187.64	0.00	366,108.06	0.00	0.00	1,227,315.00	1,227,315.00
Other Outgo	7000-7499	172,665.19	172,665.19	172,665.19	525,144.89	0.00	0.02	2,424,462.00	2,424,462.00
Interfund Transfers Out	7600-7629	0.00	0.00	0.00	376,513.00	0.00	0.00	376,513.00	376,513.00
All Other Financing Uses	7630-7699	0.00	0.00	0.00	0.00	0.00	0.00	0.00	0.00
TOTAL DISBURSEMENTS		14,257,049.70	14,769,806.72	14,707,194.00	28,599,354.33	2,486,874.95	(0.04)	178,726,999.00	178,726,999.00
D. BALANCE SHEET ITEMS									
Assets and Deferred Outflows									
Cash Not In Treasury	9111-9199	0.00	0.00	0.00	0.00	0.00	0.00	0.00	
Accounts Receivable	9200-9299	0.00	0.00	0.00	(6,000,000.00)	(7,053,420.09)	0.00	6,045,734.51	
Due From Other Funds	9310	0.00	0.00	0.00	0.00	0.00	0.00	0.00	
Stores	9320	0.00	0.00	0.00	0.00	0.00	0.00	0.00	
Prepaid Expenditures	9330	0.00	0.00	0.00	0.00	0.00	0.00	0.00	
Other Current Assets	9340	0.00	0.00	0.00	0.00	0.00	0.00	0.00	
Deferred Outflows of Resources	9490	0.00	0.00	0.00	0.00	0.00	0.00	0.00	
SUBTOTAL		0.00	0.00	0.00	(6,000,000.00)	(7,053,420.09)	0.00	6,045,734.51	
Liabilities and Deferred Inflows									
Accounts Payable	9500-9599	(300,000.00)	(500,000.00)	(100,000.00)	(1,500,000.00)	(2,743,543.28)	0.00	(4,443,543.28)	
Due To Other Funds	9610	0.00	0.00	0.00	0.00	0.00	0.00	0.00	
Current Loans	9640	0.00	0.00	0.00	0.00	0.00	0.00	25,000,000.00	
Unearned Revenues	9650	0.00	0.00	0.00	0.00	0.00	0.00	0.00	
Deferred Inflows of Resources	9690	0.00	0.00	0.00	0.00	0.00	0.00	0.00	
SUBTOTAL		(300,000.00)	(500,000.00)	(100,000.00)	(1,500,000.00)	(2,743,543.28)	0.00	20,556,456.72	
Nonoperating									
Suspense Clearing	9910	0.00	0.00	0.00	0.00	0.00	0.00	0.00	
TOTAL BALANCE SHEET ITEMS		300,000.00	500,000.00	100,000.00	(4,500,000.00)	(4,309,876.81)	0.00	(14,510,722.21)	
E. NET INCREASE/DECREASE (B - C + D)		251,611.73	21,569,785.32	(7,470,153.28)	(24,007,218.67)	381,853.33	0.01	(23,390,609.21)	(8,879,887.00)
F. ENDING CASH (A + E)		13,618,379.08	35,188,164.40	27,718,011.12	3,710,792.45				
G. ENDING CASH, PLUS CASH ACCRUALS AND ADJUSTMENTS								4,092,645.79	

	Object	Beginning Balances (Ref. Only)	July	August	September	October	November	December	January	February
ESTIMATES THROUGH THE MONTH OF	JUNE									
A. BEGINNING CASH			3,710,792.45	12,782,662.11	9,497,080.12	9,374,350.14	17,211,528.80	11,312,569.39	38,891,912.13	30,974,621.41
B. RECEIPTS										
LCFF/Revenue Limit Sources										
Principal Apportionment	8010-8019		3,232,828.75	3,232,828.75	11,225,666.75	5,819,091.75	5,819,091.75	11,225,666.75	5,819,091.75	5,819,091.75
Property Taxes	8020-8079		0.00	0.00	0.00	0.00	0.00	27,966,137.00	0.00	0.00
Miscellaneous Funds	8080-8099		0.00	0.00	0.00	0.00	0.00	0.00	0.00	0.00
Federal Revenue	8100-8299		4,247.27	0.00	2,017,451.40	174,137.00	14,562.00	86,158.00	913,162.00	57,034.00
Other State Revenue	8300-8599		480,215.89	3,161,267.00	839,775.00	839,775.00	1,485,766.00	1,564,769.10	864,388.60	864,388.60
Other Local Revenue	8600-8799		14,235.00	435,126.00	138,456.00	321,228.00	201,325.00	59,745.00	692,423.00	74,563.00
Interfund Transfers In	8910-8929		0.00	0.00	0.00	0.00	0.00	0.00	0.00	0.00
All Other Financing Sources	8930-8979		0.00	0.00	0.00	0.00	0.00	0.00	0.00	0.00
TOTAL RECEIPTS			3,731,526.91	6,829,221.75	14,221,349.15	7,154,231.75	7,520,744.75	40,902,475.85	8,289,065.35	6,815,077.35
C. DISBURSEMENTS										
Certificated Salaries	1000-1999		79,306.41	6,580,698.00	6,589,467.00	6,785,439.00	6,798,548.00	6,845,218.00	6,847,890.00	6,875,429.00
Classified Salaries	2000-2999		21,778.45	1,241,371.58	2,544,967.29	2,716,083.67	2,688,042.00	2,824,975.92	2,865,421.61	2,864,879.00
Employee Benefits	3000-3999		416,325.03	1,958,918.80	3,286,776.51	3,370,041.52	3,838,954.97	3,142,158.35	3,207,893.88	3,313,070.73
Books and Supplies	4000-4999		55,247.07	173,925.96	190,003.14	457,520.00	463,215.00	311,020.53	306,928.16	147,910.14
Services	5000-5999		908,371.10	2,181,260.21	1,654,236.00	1,409,339.71	1,452,315.00	1,571,131.12	1,399,593.23	1,365,489.00
Capital Outlay	6000-6599		0.00	0.00	0.00	0.00	0.00	0.00	0.00	0.00
Other Outgo	7000-7499		178,629.19	178,629.19	178,629.19	178,629.19	178,629.19	178,629.19	178,629.19	178,629.19
Interfund Transfers Out	7600-7629		0.00	0.00	0.00	0.00	0.00	0.00	0.00	0.00
All Other Financing Uses	7630-7699		0.00	0.00	0.00	0.00	0.00	0.00	0.00	0.00
TOTAL DISBURSEMENTS			1,659,657.25	12,314,803.74	14,444,079.13	14,917,053.09	15,419,704.16	14,873,133.11	14,806,356.07	14,745,407.06
D. BALANCE SHEET ITEMS										
Assets and Deferred Outflows										
Cash Not In Treasury	9111-9199	25,085.00	0.00	0.00	0.00	0.00	0.00	0.00	0.00	0.00
Accounts Receivable	9200-9299	11,703,747.49	9,000,000.00	200,000.00	100,000.00	100,000.00	2,000,000.00	150,000.00	0.00	0.00
Due From Other Funds	9310	0.00	0.00	0.00	0.00	0.00	0.00	0.00	0.00	0.00
Stores	9320	33,456.61	0.00	0.00	0.00	0.00	0.00	0.00	0.00	0.00
Prepaid Expenditures	9330	0.00	0.00	0.00	0.00	0.00	0.00	0.00	0.00	0.00
Other Current Assets	9340	556,086.00	0.00	0.00	0.00	0.00	0.00	0.00	0.00	0.00
Deferred Outflows of Resources	9490	0.00	0.00	0.00	0.00	0.00	0.00	0.00	0.00	0.00
SUBTOTAL		12,318,375.10	9,000,000.00	200,000.00	100,000.00	100,000.00	2,000,000.00	150,000.00	0.00	0.00
Liabilities and Deferred Inflows										
Accounts Payable	9500-9599	10,680,011.28	2,000,000.00	(2,000,000.00)	0.00	(500,000.00)	0.00	(1,400,000.00)	1,400,000.00	(500,000.00)
Due To Other Funds	9610	0.00	0.00	0.00	0.00	0.00	0.00	0.00	0.00	0.00
Current Loans	9640	0.00	0.00	0.00	0.00	(15,000,000.00)	0.00	0.00	0.00	0.00
Unearned Revenues	9650	0.00	0.00	0.00	0.00	0.00	0.00	0.00	0.00	0.00
Deferred Inflows of Resources	9690	0.00	0.00	0.00	0.00	0.00	0.00	0.00	0.00	0.00
SUBTOTAL		10,680,011.28	2,000,000.00	(2,000,000.00)	0.00	(15,500,000.00)	0.00	(1,400,000.00)	1,400,000.00	(500,000.00)
Nonoperating										
Suspense Clearing	9910	0.00	0.00	0.00	0.00	0.00	0.00	0.00	0.00	0.00
TOTAL BALANCE SHEET ITEMS		1,638,363.82	7,000,000.00	2,200,000.00	100,000.00	15,600,000.00	2,000,000.00	1,550,000.00	(1,400,000.00)	500,000.00
E. NET INCREASE/DECREASE (B - C + D)			9,071,869.66	(3,285,581.99)	(122,729.98)	7,837,178.66	(5,898,959.41)	27,579,342.74	(7,917,290.72)	(7,430,329.71)
F. ENDING CASH (A + E)			12,782,662.11	9,497,080.12	9,374,350.14	17,211,528.80	11,312,569.39	38,891,912.13	30,974,621.41	23,544,291.70
G. ENDING CASH, PLUS CASH ACCRUALS AND ADJUSTMENTS										

	Object	March	April	May	June	Accruals	Adjustments	TOTAL	BUDGET
ESTIMATES THROUGH THE MONTH OF	JUNE								
A. BEGINNING CASH		23,544,291.70	22,006,278.29	27,359,753.04	19,037,809.08				
B. RECEIPTS									
LCFF/Revenue Limit Sources									
Principal Apportionment	8010-8019	11,225,666.75	5,819,091.75	5,819,091.75	5,406,575.00	5,819,091.75	0.00	86,282,875.00	86,282,875.00
Property Taxes	8020-8079	0.00	27,966,137.00	0.00	0.00	0.00	0.00	55,932,274.00	55,932,274.00
Miscellaneous Funds	8080-8099	0.00	0.00	0.00	0.00	0.00	0.00	0.00	0.00
Federal Revenue	8100-8299	524,233.00	97,080.00	136,519.00	136,519.00	1,696,486.33	0.00	5,857,589.00	5,857,589.00
Other State Revenue	8300-8599	1,564,769.10	864,388.60	864,388.01	700,381.00	1,564,769.10	0.00	15,659,041.00	15,659,041.00
Other Local Revenue	8600-8799	94,520.00	29,845.00	213,645.00	189,785.00	13,649.00	0.00	2,478,545.00	2,478,545.00
Interfund Transfers In	8910-8929	0.00	0.00	0.00	0.00	0.00	0.00	0.00	0.00
All Other Financing Sources	8930-8979	0.00	0.00	0.00	0.00	0.00	0.00	0.00	0.00
TOTAL RECEIPTS		13,409,188.85	34,776,542.35	7,033,643.76	6,433,260.00	9,093,996.18	0.00	166,210,324.00	166,210,324.00
C. DISBURSEMENTS									
Certificated Salaries	1000-1999	6,843,215.00	6,756,891.00	6,971,312.00	7,054,802.55	453,784.04	0.00	75,482,000.00	75,482,000.00
Classified Salaries	2000-2999	2,889,756.00	2,877,866.44	2,862,310.00	4,044,569.05	437,323.99	0.00	30,879,345.00	30,879,345.00
Employee Benefits	3000-3999	3,216,658.61	3,203,511.51	3,286,776.51	11,043,569.09	813,286.49	0.00	44,097,942.00	44,097,942.00
Books and Supplies	4000-4999	463,012.00	175,387.52	159,018.02	744,227.70	646,869.76	0.00	4,294,285.00	4,294,285.00
Services	5000-5999	1,155,931.46	1,430,781.94	1,697,542.00	2,135,411.00	745,820.23	0.00	19,107,222.00	19,107,222.00
Capital Outlay	6000-6599	0.00	0.00	0.00	0.00	0.00	0.00	0.00	0.00
Other Outgo	7000-7499	178,629.19	178,629.19	178,629.19	530,540.91	0.00	0.00	2,495,462.00	2,495,462.00
Interfund Transfers Out	7600-7629	0.00	0.00	0.00	376,513.00	0.00	0.00	376,513.00	376,513.00
All Other Financing Uses	7630-7699	0.00	0.00	0.00	0.00	0.00	0.00	0.00	0.00
TOTAL DISBURSEMENTS		14,747,202.26	14,623,067.60	15,155,587.72	25,929,633.30	3,097,084.51	0.00	176,732,769.00	176,732,769.00
D. BALANCE SHEET ITEMS									
Assets and Deferred Outflows									
Cash Not In Treasury	9111-9199	0.00	0.00	0.00	0.00	0.00	0.00	0.00	
Accounts Receivable	9200-9299	0.00	0.00	0.00	(3,000,000.00)	(7,383,860.85)	0.00	1,166,139.15	
Due From Other Funds	9310	0.00	0.00	0.00	0.00	0.00	0.00	0.00	
Stores	9320	0.00	0.00	0.00	0.00	0.00	0.00	0.00	
Prepaid Expenditures	9330	0.00	0.00	0.00	0.00	0.00	0.00	0.00	
Other Current Assets	9340	0.00	0.00	0.00	0.00	0.00	0.00	0.00	
Deferred Outflows of Resources	9490	0.00	0.00	0.00	0.00	0.00	0.00	0.00	
SUBTOTAL		0.00	0.00	0.00	(3,000,000.00)	(7,383,860.85)	0.00	1,166,139.15	
Liabilities and Deferred Inflows									
Accounts Payable	9500-9599	200,000.00	(200,000.00)	200,000.00	(3,000,000.00)	(2,245,919.54)	0.00	(6,045,919.54)	
Due To Other Funds	9610	0.00	0.00	0.00	0.00	0.00	0.00	0.00	
Current Loans	9640	0.00	15,000,000.00	0.00	(30,000,000.00)	0.00	0.00	(30,000,000.00)	
Unearned Revenues	9650	0.00	0.00	0.00	0.00	0.00	0.00	0.00	
Deferred Inflows of Resources	9690	0.00	0.00	0.00	0.00	0.00	0.00	0.00	
SUBTOTAL		200,000.00	14,800,000.00	200,000.00	(33,000,000.00)	(2,245,919.54)	0.00	(36,045,919.54)	
Nonoperating									
Suspense Clearing	9910	0.00	0.00	0.00	0.00	0.00	0.00	0.00	
TOTAL BALANCE SHEET ITEMS		(200,000.00)	(14,800,000.00)	(200,000.00)	30,000,000.00	(5,137,941.31)	0.00	37,212,058.69	
E. NET INCREASE/DECREASE (B - C + D)		(1,538,013.41)	5,353,474.75	(8,321,943.96)	10,503,626.70	858,970.36	0.00	26,689,613.69	(10,522,445.00)
F. ENDING CASH (A + E)		22,006,278.29	27,359,753.04	19,037,809.08	29,541,435.78				
G. ENDING CASH, PLUS CASH ACCRUALS AND ADJUSTMENTS								30,400,406.14	

PART I - CURRENT EXPENSE FORMULA	Total Expense for Year (1)	EDP No.	Reductions (See Note 1) (2)	EDP No.	Current Expense of Education (Col 1 - Col 2) (3)	EDP No.	Reductions (Extracted) (See Note 2) (4a)	Reductions (Overrides)* (See Note 2) (4b)	EDP No.	Current Expense-Part II (Col 3 - Col 4) (5)	EDP No.
1000 - Certificated Salaries	76,894,729.00	301	0.00	303	76,894,729.00	305	53,046.00		307	76,841,683.00	309
2000 - Classified Salaries	27,439,869.00	311	50,309.00	313	27,389,560.00	315	50.00		317	27,389,510.00	319
3000 - Employee Benefits	36,156,623.00	321	2,119.00	323	36,154,504.00	325	9,518.00		327	36,144,986.00	329
4000 - Books, Supplies Equip Replace. (6500)	16,462,047.00	331	146,185.00	333	16,315,862.00	335	3,797,272.00		337	12,518,590.00	339
5000 - Services. . . & 7300 - Indirect Costs	21,667,953.00	341	1,003,999.00	343	20,663,954.00	345	7,316,689.00		347	13,347,265.00	349
				TOTAL	177,418,609.00	365			TOTAL	166,242,034.00	369

Note 1 - In Column 2, report expenditures for the following programs: Nonagency (Goals 7100-7199), Community Services (Goal 8100), Food Services (Function 3700), Fringe Benefits for Retired Persons (Objects 3701-3702), and Facilities Acquisition & Construction (Function 8500).

Note 2 - In Column 4, report expenditures for: Transportation (Function 3600), Lottery Expenditures (Resource 1100), Special Education Students in Nonpublic Schools (Function 1180), and other federal or state categorical aid in which funds were granted for expenditures in a program not incurring any teacher salary expenditures or requiring disbursement of the funds without regard to the requirements of EC Section 41372.

* If an amount (even zero) is entered in any row of Column 4b or in Line 13b, the form uses only the values in Column 4b and Line 13b rather than the values in Column 4a and Line 13a.

PART II: MINIMUM CLASSROOM COMPENSATION (Instruction, Functions 1000-1999)	Object		EDP No.
1. Teacher Salaries as Per EC 41011	1100	63,102,009.00	375
2. Salaries of Instructional Aides Per EC 41011	2100	7,900,514.00	380
3. STRS	3101 & 3102	9,947,691.00	382
4. PERS	3201 & 3202	1,877,770.00	383
5. OASDI - Regular, Medicare and Alternative	3301 & 3302	1,620,045.00	384
6. Health & Welfare Benefits (EC 41372) (Include Health, Dental, Vision, Pharmaceutical, and Annuity Plans)	3401 & 3402	7,900,536.00	385
7. Unemployment Insurance	3501 & 3502	37,608.00	390
8. Workers' Compensation Insurance	3601 & 3602	1,680,078.00	392
9. OPEB, Active Employees (EC 41372)	3751 & 3752	0.00	
10. Other Benefits (EC 22310)	3901 & 3902	0.00	393
11. SUBTOTAL Salaries and Benefits (Sum Lines 1 - 10)		94,066,251.00	395
12. Less: Teacher and Instructional Aide Salaries and Benefits deducted in Column 2		0.00	
13a. Less: Teacher and Instructional Aide Salaries and Benefits (other than Lottery) deducted in Column 4a (Extracted)		53,833.00	396
b. Less: Teacher and Instructional Aide Salaries and Benefits (other than Lottery) deducted in Column 4b (Overrides)*			396
14. TOTAL SALARIES AND BENEFITS		94,012,418.00	397
15. Percent of Current Cost of Education Expended for Classroom Compensation (EDP 397 divided by EDP 369) Line 15 must equal or exceed 60% for elementary, 55% for unified and 50% for high school districts to avoid penalty under provisions of EC 41372		56.55%	
16. District is exempt from EC 41372 because it meets the provisions of EC 41374. (If exempt, enter 'X')			

PART III: DEFICIENCY AMOUNT

A deficiency amount (Line 5) is only applicable to districts not meeting the minimum classroom compensation percentage required under EC 41372 and not exempt under the provisions of EC 41374.

1.	Minimum percentage required (60% elementary, 55% unified, 50% high)	55.00%
2.	Percentage spent by this district (Part II, Line 15)	56.55%
3.	Percentage below the minimum (Part III, Line 1 minus Line 2)	0.00%
4.	District's Current Expense of Education after reductions in columns 4a or 4b (Part I, EDP 369)	166,242,034.00
5.	Deficiency Amount (Part III, Line 3 times Line 4)	0.00

PART IV: Explanation for adjustments entered in Part I, Column 4b (required)

PART I - CURRENT EXPENSE FORMULA	Total Expense for Year (1)	EDP No.	Reductions (See Note 1) (2)	EDP No.	Current Expense of Education (Col 1 - Col 2) (3)	EDP No.	Reductions (Extracted) (See Note 2) (4a)	Reductions (Overrides)* (See Note 2) (4b)	EDP No.	Current Expense-Part II (Col 3 - Col 4) (5)	EDP No.
1000 - Certificated Salaries	75,655,537.00	301	0.00	303	75,655,537.00	305	59,539.00		307	75,595,998.00	309
2000 - Classified Salaries	30,690,953.00	311	124,302.00	313	30,566,651.00	315	0.00		317	30,566,651.00	319
3000 - Employee Benefits	41,540,729.00	321	1,349,206.00	323	40,191,523.00	325	13,227.00		327	40,178,296.00	329
4000 - Books, Supplies Equip Replace. (6500)	5,786,970.00	331	9,572.00	333	5,777,398.00	335	911,758.00		337	4,865,640.00	339
5000 - Services. . . & 7300 - Indirect Costs	20,462,358.00	341	768,347.00	343	19,694,011.00	345	7,713,758.00		347	11,980,253.00	349
			TOTAL		171,885,120.00	365			TOTAL	163,186,838.00	369

Note 1 - In Column 2, report expenditures for the following programs: Nonagency (Goals 7100-7199), Community Services (Goal 8100), Food Services (Function 3700), Fringe Benefits for Retired Persons (Objects 3701-3702), and Facilities Acquisition & Construction (Function 8500).

Note 2 - In Column 4, report expenditures for: Transportation (Function 3600), Lottery Expenditures (Resource 1100), Special Education Students in Nonpublic Schools (Function 1180), and other federal or state categorical aid in which funds were granted for expenditures in a program not incurring any teacher salary expenditures or requiring disbursement of the funds without regard to the requirements of EC Section 41372.

* If an amount (even zero) is entered in any row of Column 4b or in Line 13b, the form uses only the values in Column 4b and Line 13b rather than the values in Column 4a and Line 13a.

PART II: MINIMUM CLASSROOM COMPENSATION (Instruction, Functions 1000-1999)	Object		EDP No.
1. Teacher Salaries as Per EC 41011. . . .	1100	61,306,604.00	375
2. Salaries of Instructional Aides Per EC 41011. . . .	2100	8,785,834.00	380
3. STRS. . . .	3101 & 3102	10,141,216.00	382
4. PERS. . . .	3201 & 3202	2,322,142.00	383
5. OASDI - Regular, Medicare and Alternative. . . .	3301 & 3302	1,681,505.00	384
6. Health & Welfare Benefits (EC 41372) (Include Health, Dental, Vision, Pharmaceutical, and Annuity Plans). . . .	3401 & 3402	8,856,215.00	385
7. Unemployment Insurance. . . .	3501 & 3502	1,335,391.00	390
8. Workers' Compensation Insurance. . . .	3601 & 3602	1,449,122.00	392
9. OPEB, Active Employees (EC 41372). . . .	3751 & 3752	0.00	
10. Other Benefits (EC 22310). . . .	3901 & 3902	0.00	393
11. SUBTOTAL Salaries and Benefits (Sum Lines 1 - 10). . . .		95,878,029.00	395
12. Less: Teacher and Instructional Aide Salaries and Benefits deducted in Column 2. . . .		0.00	
13a. Less: Teacher and Instructional Aide Salaries and Benefits (other than Lottery) deducted in Column 4a (Extracted). . . .		58,194.00	396
b. Less: Teacher and Instructional Aide Salaries and Benefits (other than Lottery) deducted in Column 4b (Overrides)*. . . .			396
14. TOTAL SALARIES AND BENEFITS. . . .		95,819,835.00	397
15. Percent of Current Cost of Education Expended for Classroom Compensation (EDP 397 divided by EDP 369) Line 15 must equal or exceed 60% for elementary, 55% for unified and 50% for high school districts to avoid penalty under provisions of EC 41372. . . .		58.72%	
16. District is exempt from EC 41372 because it meets the provisions of EC 41374. (If exempt, enter 'X') . . .			

PART III: DEFICIENCY AMOUNT

A deficiency amount (Line 5) is only applicable to districts not meeting the minimum classroom compensation percentage required under EC 41372 and not exempt under the provisions of EC 41374.

1.	Minimum percentage required (60% elementary, 55% unified, 50% high) . . .	55.00%
2.	Percentage spent by this district (Part II, Line 15) . . .	58.72%
3.	Percentage below the minimum (Part III, Line 1 minus Line 2) . . .	0.00%
4.	District's Current Expense of Education after reductions in columns 4a or 4b (Part I, EDP 369). . . .	163,186,838.00
5.	Deficiency Amount (Part III, Line 3 times Line 4) . . .	0.00

PART IV: Explanation for adjustments entered in Part I, Column 4b (required)

Provide methodology and assumptions used to estimate ADA, enrollment, revenues, expenditures, reserves and fund balance, and multiyear commitments (including cost-of-living adjustments).

Deviations from the standards must be explained and may affect the approval of the budget.

CRITERIA AND STANDARDS

1. CRITERION: Average Daily Attendance

STANDARD: Funded average daily attendance (ADA) has not been overestimated in 1) the first prior fiscal year OR in 2) two or more of the previous three fiscal years by more than the following percentage levels:

Percentage Level	District ADA		
3.0%	0	to	300
2.0%	301	to	1,000
1.0%	1,001	and	over

District ADA (Form A, Estimated P-2 ADA column, lines A4 and C4): 14,709

District's ADA Standard Percentage Level: **1.0%**

1A. Calculating the District's ADA Variances

DATA ENTRY: For the Third, Second, and First Prior Years, enter Estimated Funded ADA in the Original Budget Funded ADA column; enter district regular ADA and charter school ADA corresponding to financial data reported in the General Fund, only, for the Third, Second, and First Prior Years. All other data are extracted.

Fiscal Year	Original Budget Funded ADA (Form A, Lines A4 and C4)	Estimated/Unaudited Actuals Funded ADA (Form A, Lines A4 and C4)	ADA Variance Level (If Budget is greater than Actuals, else N/A)	Status
Third Prior Year (2018-19)				
District Regular	14,629	14,649		
Charter School				
Total ADA	**14,629**	**14,649**	**N/A**	**Met**
Second Prior Year (2019-20)				
District Regular	14,689	14,709		
Charter School				
Total ADA	**14,689**	**14,709**	**N/A**	**Met**
First Prior Year (2020-21)				
District Regular	14,700	14,709		
Charter School		0		
Total ADA	**14,700**	**14,709**	**N/A**	**Met**
Budget Year (2021-22)				
District Regular	14,709			
Charter School	0			
Total ADA	**14,709**			

1B. Comparison of District ADA to the Standard

DATA ENTRY: Enter an explanation if the standard is not met.

1a. STANDARD MET - Funded ADA has not been overestimated by more than the standard percentage level for the first prior year.

Explanation:
(required if NOT met)

1b. STANDARD MET - Funded ADA has not been overestimated by more than the standard percentage level for two or more of the previous three years.

Explanation:
(required if NOT met)

2. CRITERION: Enrollment

STANDARD: Projected enrollment has not been overestimated in 1) the first prior fiscal year OR in 2) two or more of the previous three fiscal years by more than the following percentage levels:

Percentage Level	District ADA		
3.0%	0	to	300
2.0%	301	to	1,000
1.0%	1,001	and	over

District ADA (Form A, Estimated P-2 ADA column, lines A4 and C4): 14,709

District's Enrollment Standard Percentage Level: 1.0%

2A. Calculating the District's Enrollment Variances

DATA ENTRY: Enter data in the Enrollment, Budget, column for all fiscal years and in the Enrollment, CBEDS Actual column for the First Prior Year; all other data are extracted or calculated. CBEDS Actual enrollment data preloaded in the District Regular lines will include both District Regular and Charter School enrollment. Districts will need to adjust the District Regular enrollment lines and the Charter School enrollment lines accordingly. Enter district regular enrollment and charter school enrollment corresponding to financial data reported in the General Fund, only, for all fiscal years.

Fiscal Year	Enrollment Budget	Enrollment CBEDS Actual	Enrollment Variance Level (If Budget is greater than Actual, else N/A)	Status
Third Prior Year (2018-19)				
District Regular	15,173	15,203		
Charter School				
Total Enrollment	**15,173**	**15,203**	**N/A**	**Met**
Second Prior Year (2019-20)				
District Regular	15,229	15,182		
Charter School				
Total Enrollment	**15,229**	**15,182**	**0.3%**	**Met**
First Prior Year (2020-21)				
District Regular	15,157	15,157		
Charter School				
Total Enrollment	**15,157**	**15,157**	**0.0%**	**Met**
Budget Year (2021-22)				
District Regular	14,593			
Charter School				
Total Enrollment	**14,593**			

2B. Comparison of District Enrollment to the Standard

DATA ENTRY: Enter an explanation if the standard is not met.

1a. STANDARD MET - Enrollment has not been overestimated by more than the standard percentage level for the first prior year.

Explanation:
(required if NOT met)

1b. STANDARD MET - Enrollment has not been overestimated by more than the standard percentage level for two or more of the previous three years.

Explanation:
(required if NOT met)

3. CRITERION: ADA to Enrollment

STANDARD: Projected second period (P-2) average daily attendance (ADA) to enrollment ratio for any of the budget year or two subsequent fiscal years has not increased from the historical average ratio from the three prior fiscal years by more than one half of one percent (0.5%).

3A. Calculating the District's ADA to Enrollment Standard

DATA ENTRY: All data are extracted or calculated. Data should reflect district regular and charter school ADA/enrollment corresponding to financial data reported in the General Fund, only, for all fiscal years.

Fiscal Year	P-2 ADA Estimated/Unaudited Actuals (Form A, Lines A4 and C4)	Enrollment CBEDS Actual (Criterion 2, Item 2A)	Historical Ratio of ADA to Enrollment
Third Prior Year (2018-19)			
District Regular	14,607	15,203	
Charter School		0	
Total ADA/Enrollment	**14,607**	**15,203**	**96.1%**
Second Prior Year (2019-20)			
District Regular	14,709	15,182	
Charter School			
Total ADA/Enrollment	**14,709**	**15,182**	**96.9%**
First Prior Year (2020-21)			
District Regular	14,709	15,157	
Charter School	0		
Total ADA/Enrollment	**14,709**	**15,157**	**97.0%**
		Historical Average Ratio:	96.7%
		District's ADA to Enrollment Standard (historical average ratio plus 0.5%):	**97.2%**

3B. Calculating the District's Projected Ratio of ADA to Enrollment

DATA ENTRY: Enter data in the Estimated P-2 ADA column for the two subsequent years. Enter data in the Enrollment column for the two subsequent years. Data should reflect district regular and charter school ADA/enrollment corresponding to financial data reported in the General Fund only, for all fiscal years. All other data are extracted or calculated.

Fiscal Year	Estimated P-2 ADA Budget (Form A, Lines A4 and C4)	Enrollment Budget/Projected (Criterion 2, Item 2A)	Ratio of ADA to Enrollment	Status
Budget Year (2021-22)				
District Regular	14,709	14,593		
Charter School	0			
Total ADA/Enrollment	**14,709**	**14,593**	**100.8%**	**Not Met**
1st Subsequent Year (2022-23)				
District Regular	14,078	14,593		
Charter School				
Total ADA/Enrollment	**14,078**	**14,593**	**96.5%**	**Met**
2nd Subsequent Year (2023-24)				
District Regular	14,078	14,593		
Charter School				
Total ADA/Enrollment	**14,078**	**14,593**	**96.5%**	**Met**

3C. Comparison of District ADA to Enrollment Ratio to the Standard

DATA ENTRY: Enter an explanation if the standard is not met.

1a. STANDARD NOT MET - Projected P-2 ADA to enrollment ratio is above the standard for one or more of the budget or two subsequent fiscal years. Provide reasons why the projected ratio exceeds the district's historical average ratio by more than 0.5%.

Explanation:
(required if NOT met)

The District is being funded on the greater of current year/prior year P-2.

4. CRITERION: LCFF Revenue

STANDARD: Projected local control funding formula (LCFF) revenue for any of the budget year or two subsequent fiscal years has not changed from the prior fiscal year by more than the change in population, plus the district's gap funding or cost-of-living adjustment (COLA)[1] and its economic recovery target payment, plus or minus one percent.

For basic aid districts, projected LCFF revenue has not changed from the prior fiscal year by more than the percent change in property tax revenues plus or minus one percent.

For districts funded by necessary small school formulas, projected LCFF revenue has not changed from the prior fiscal year amount by more than the district's gap funding or COLA[1] and its economic recovery target payment, plus or minus one percent.

[1] Districts that are already at or above their LCFF target funding as described in Education Code Section 42238.03(d) receive no gap funding. These districts have a COLA applied to their LCFF target, but their year-over-year revenue increase might be less than the statutory COLA due to certain local factors and components of the funding formula.

4A. District's LCFF Revenue Standard

Indicate which standard applies:

LCFF Revenue

Basic Aid

Necessary Small School

The District must select which LCFF revenue standard applies.
LCFF Revenue Standard selected: LCFF Revenue

4A1. Calculating the District's LCFF Revenue Standard

DATA ENTRY: Enter data in Step 1a for the two subsequent fiscal years. All other data is extracted or calculated. Enter data for Steps 2a through 2b1. All other data is calculated.

Note: Due to the full implementation of LCFF, gap funding and the economic recovery target increment payment amounts are no longer applicable.

Projected LCFF Revenue

	Prior Year (2020-21)	Budget Year (2021-22)	1st Subsequent Year (2022-23)	2nd Subsequent Year (2023-24)
Step 1 - Change in Population				
a. ADA (Funded) (Form A, lines A6 and C4)	14,708.74	14,708.74	14,078.37	14,078.37
b. Prior Year ADA (Funded)		14,708.74	14,708.74	14,078.37
c. Difference (Step 1a minus Step 1b)		0.00	(630.37)	0.00
d. Percent Change Due to Population (Step 1c divided by Step 1b)		0.00%	-4.29%	0.00%
Step 2 - Change in Funding Level				
a. Prior Year LCFF Funding		138,732,136.00	145,444,297.00	142,215,149.00
b1. COLA percentage		0.00%	5.07%	2.48%
b2. COLA amount (proxy for purposes of this criterion)		0.00	7,374,025.86	3,526,935.70
c. Percent Change Due to Funding Level (Step 2b2 divided by Step 2a)		0.00%	5.07%	2.48%
Step 3 - Total Change in Population and Funding Level (Step 1d plus Step 2c)		0.00%	0.78%	2.48%
LCFF Revenue Standard (Step 3, plus/minus 1%):		**-1.00% to 1.00%**	**-.22% to 1.78%**	**1.48% to 3.48%**

4A2. Alternate LCFF Revenue Standard - Basic Aid

DATA ENTRY: If applicable to your district, input data in the 1st and 2nd Subsequent Year columns for projected local property taxes; all other data are extracted or calculated.

Basic Aid District Projected LCFF Revenue

	Prior Year (2020-21)	Budget Year (2021-22)	1st Subsequent Year (2022-23)	2nd Subsequent Year (2023-24)
Projected Local Property Taxes (Form 01, Objects 8021 - 8089)	55,932,274.00	55,932,274.00	55,932,274.00	55,932,274.00
Percent Change from Previous Year		**N/A**	**N/A**	**N/A**
Basic Aid Standard (percent change from previous year, plus/minus 1%):		**N/A**	**N/A**	**N/A**

4A3. Alternate LCFF Revenue Standard - Necessary Small School

DATA ENTRY: All data are extracted or calculated.

Necessary Small School District Projected LCFF Revenue

	Budget Year (2021-22)	1st Subsequent Year (2022-23)	2nd Subsequent Year (2023-24)
Necessary Small School Standard (COLA Step 2c, plus/minus 1%):	**N/A**	**N/A**	**N/A**

4B. Calculating the District's Projected Change in LCFF Revenue

DATA ENTRY: Enter data in the 1st and 2nd Subsequent Year columns for LCFF Revenue; all other data are extracted or calculated.

	Prior Year (2020-21)	Budget Year (2021-22)	1st Subsequent Year (2022-23)	2nd Subsequent Year (2023-24)
LCFF Revenue (Fund 01, Objects 8011, 8012, 8020-8089)	138,732,136.00	145,444,297.00	142,215,149.00	145,671,521.00
District's Projected Change in LCFF Revenue:		4.84%	-2.22%	2.43%
LCFF Revenue Standard:		**-1.00% to 1.00%**	**-.22% to 1.78%**	**1.48% to 3.48%**
Status:		Not Met	Not Met	Met

4C. Comparison of District LCFF Revenue to the Standard

DATA ENTRY: Enter an explanation if the standard is not met.

1a. STANDARD NOT MET - Projected change in LCFF revenue is outside the standard in one or more of the budget or two subsequent fiscal years. Provide reasons why the projection(s) exceed the standard(s) and a description of the methods and assumptions used in projecting LCFF revenue.

Explanation:
(required if NOT met)

In budget year 2021-22 we have moved from a 0% COLA to a mega 5.07% then back down to a 2.48% thus being outside of the standard.

5. CRITERION: Salaries and Benefits

STANDARD: Projected ratio of total unrestricted salaries and benefits to total unrestricted general fund expenditures for any of the budget year or two subsequent fiscal years has not changed from the historical average ratio from the three prior fiscal years by more than the greater of three percent or the district's required reserves percentage.

5A. Calculating the District's Historical Average Ratio of Unrestricted Salaries and Benefits to Total Unrestricted General Fund Expenditures

DATA ENTRY: All data are extracted or calculated.

Fiscal Year	Estimated/Unaudited Actuals - Unrestricted (Resources 0000-1999) Salaries and Benefits (Form 01, Objects 1000-3999)	Total Expenditures (Form 01, Objects 1000-7499)	Ratio of Unrestricted Salaries and Benefits to Total Unrestricted Expenditures
Third Prior Year (2018-19)	107,598,682.42	119,444,921.80	90.1%
Second Prior Year (2019-20)	105,362,668.13	115,830,297.18	91.0%
First Prior Year (2020-21)	96,697,027.00	106,189,281.00	91.1%
		Historical Average Ratio:	90.7%

	Budget Year (2021-22)	1st Subsequent Year (2022-23)	2nd Subsequent Year (2023-24)
District's Reserve Standard Percentage (Criterion 10B, Line 4):	3.0%	3.0%	3.0%
District's Salaries and Benefits Standard (historical average ratio, plus/minus the greater of 3% or the district's reserve standard percentage):	**87.7% to 93.7%**	**87.7% to 93.7%**	**87.7% to 93.7%**

5B. Calculating the District's Projected Ratio of Unrestricted Salaries and Benefits to Total Unrestricted General Fund Expenditures

DATA ENTRY: If Form MYP exists, Unrestricted Salaries and Benefits, and Total Unrestricted Expenditures data for the 1st and 2nd Subsequent Years will be extracted; if not, enter data for the two subsequent years. All other data are extracted or calculated.

Fiscal Year	Budget - Unrestricted (Resources 0000-1999) Salaries and Benefits (Form 01, Objects 1000-3999) (Form MYP, Lines B1-B3)	Total Expenditures (Form 01, Objects 1000-7499) (Form MYP, Lines B1-B8, B10)	Ratio of Unrestricted Salaries and Benefits to Total Unrestricted Expenditures	Status
Budget Year (2021-22)	102,309,259.00	113,601,845.00	90.1%	Met
1st Subsequent Year (2022-23)	109,800,776.00	122,295,386.00	89.8%	Met
2nd Subsequent Year (2023-24)	114,045,293.00	126,790,082.00	89.9%	Met

5C. Comparison of District Salaries and Benefits Ratio to the Standard

DATA ENTRY: Enter an explanation if the standard is not met.

1a. STANDARD MET - Ratio of total unrestricted salaries and benefits to total unrestricted expenditures has met the standard for the budget and two subsequent fiscal years.

Explanation:
(required if NOT met)

6. CRITERION: Other Revenues and Expenditures

STANDARD: Projected operating revenues (including federal, other state, and other local) or expenditures (including books and supplies, and services and other operating), for any of the budget year or two subsequent fiscal years, have not changed from the prior fiscal year amount by more than the percentage change in population and the funded cost-of-living adjustment (COLA) plus or minus ten percent.

For each major object category, changes that exceed the percentage change in population and the funded COLA plus or minus five percent must be explained.

6A. Calculating the District's Other Revenues and Expenditures Standard Percentage Ranges

DATA ENTRY: All data are extracted or calculated.

	Budget Year (2021-22)	1st Subsequent Year (2022-23)	2nd Subsequent Year (2023-24)
1. District's Change in Population and Funding Level (Criterion 4A1, Step 3):	0.00%	0.78%	2.48%
2. District's Other Revenues and Expenditures Standard Percentage Range (Line 1, plus/minus 10%):	**-10.00% to 10.00%**	**-9.22% to 10.78%**	**-7.52% to 12.48%**
3. District's Other Revenues and Expenditures Explanation Percentage Range (Line 1, plus/minus 5%):	-5.00% to 5.00%	-4.22% to 5.78%	-2.52% to 7.48%

6B. Calculating the District's Change by Major Object Category and Comparison to the Explanation Percentage Range (Section 6A, Line 3)

DATA ENTRY: If Form MYP exists, the 1st and 2nd Subsequent Year data for each revenue and expenditure section will be extracted; if not, enter data for the two subsequent years. All other data are extracted or calculated.

Explanations must be entered for each category if the percent change for any year exceeds the district's explanation percentage range.

Object Range / Fiscal Year	Amount	Percent Change Over Previous Year	Change Is Outside Explanation Range
Federal Revenue (Fund 01, Objects 8100-8299) (Form MYP, Line A2)			
First Prior Year (2020-21)	34,002,975.00		
Budget Year (2021-22)	5,857,589.00	-82.77%	Yes
1st Subsequent Year (2022-23)	5,857,589.00	0.00%	No
2nd Subsequent Year (2023-24)	5,857,589.00	0.00%	No

Explanation: (required if Yes) Received one-time Federal COVID funds totaling $27,339,796

Other State Revenue (Fund 01, Objects 8300-8599) (Form MYP, Line A3)			
First Prior Year (2020-21)	31,629,162.00		
Budget Year (2021-22)	16,066,681.00	-49.20%	Yes
1st Subsequent Year (2022-23)	15,659,041.00	-2.54%	No
2nd Subsequent Year (2023-24)	15,975,965.00	2.02%	No

Explanation: (required if Yes) Received one-time State COVID funds totaling $14,991,536

Other Local Revenue (Fund 01, Objects 8600-8799) (Form MYP, Line A4)			
First Prior Year (2020-21)	3,088,809.00		
Budget Year (2021-22)	2,478,545.00	-19.76%	Yes
1st Subsequent Year (2022-23)	2,478,545.00	0.00%	No
2nd Subsequent Year (2023-24)	2,478,545.00	0.00%	No

Explanation: (required if Yes) Local revenue is comprised of gifts, donations and local grants. The District uses a zero based budgeting model for these revenues. Therefore, budgeted revenues increase as these dollars are received throughout the year.

Books and Supplies (Fund 01, Objects 4000-4999) (Form MYP, Line B4)			
First Prior Year (2020-21)	16,450,809.00		
Budget Year (2021-22)	5,777,398.00	-64.88%	Yes
1st Subsequent Year (2022-23)	4,294,285.00	-25.67%	Yes
2nd Subsequent Year (2023-24)	4,202,296.00	-2.14%	No

Explanation: (required if Yes) One time COVID revenues paid for $3.739M in FY20-21 and $1.587M in FY21-22. In addition since the District uses a zero based budgeting model for revenues received from gifts and donations, the budget for books and supplies will increase as these revenues are received throughout the year (estimated was $4M)

Services and Other Operating Expenditures (Fund 01, Objects 5000-5999) (Form MYP, Line B5)

First Prior Year (2020-21)	22,205,106.00		
Budget Year (2021-22)	21,034,092.00	-5.27%	Yes
1st Subsequent Year (2022-23)	19,107,220.00	-9.16%	Yes
2nd Subsequent Year (2023-24)	19,466,988.00	1.88%	No

Explanation: (required if Yes)
One time COVID revenues paid for one time costs in FY20-21 and FY21-22.

6C. Calculating the District's Change in Total Operating Revenues and Expenditures (Section 6A, Line 2)

DATA ENTRY: All data are extracted or calculated.

Object Range / Fiscal Year	Amount	Percent Change Over Previous Year	Status
Total Federal, Other State, and Other Local Revenue (Criterion 6B)			
First Prior Year (2020-21)	68,720,946.00		
Budget Year (2021-22)	24,402,815.00	-64.49%	Not Met
1st Subsequent Year (2022-23)	23,995,175.00	-1.67%	Met
2nd Subsequent Year (2023-24)	24,312,099.00	1.32%	Met
Total Books and Supplies, and Services and Other Operating Expenditures (Criterion 6B)			
First Prior Year (2020-21)	38,655,915.00		
Budget Year (2021-22)	26,811,490.00	-30.64%	Not Met
1st Subsequent Year (2022-23)	23,401,505.00	-12.72%	Not Met
2nd Subsequent Year (2023-24)	23,669,284.00	1.14%	Met

6D. Comparison of District Total Operating Revenues and Expenditures to the Standard Percentage Range

DATA ENTRY: Explanations are linked from Section 6B if the status in Section 6C is not met; no entry is allowed below.

1a. STANDARD NOT MET - Projected total operating revenues have changed by more than the standard in one or more of the budget or two subsequent fiscal years. Reasons for the projected change, descriptions of the methods and assumptions used in the projections, and what changes, if any, will be made to bring the projected operating revenues within the standard must be entered in Section 6A above and will also display in the explanation box below.

Explanation: Federal Revenue (linked from 6B if NOT met)
Received one-time Federal COVID funds totaling $27,339,796

Explanation: Other State Revenue (linked from 6B if NOT met)
Received one-time State COVID funds totaling $14,991,536

Explanation: Other Local Revenue (linked from 6B if NOT met)
Local revenue is comprised of gifts, donations and local grants. The District uses a zero based budgeting model for these revenues. Therefore, budgeted revenues increase as these dollars are received throughout the year.

1b. STANDARD NOT MET - Projected total operating expenditures have changed by more than the standard in one or more of the budget or two subsequent fiscal years. Reasons for the projected change, descriptions of the methods and assumptions used in the projections, and what changes, if any, will be made to bring the projected operating expenditures within the standard must be entered in Section 6A above and will also display in the explanation box below.

Explanation: Books and Supplies (linked from 6B if NOT met)
One time COVID revenues paid for $3.739M in FY20-21 and $1.587M in FY21-22. In addition since the District uses a zero based budgeting model for revenues received from gifts and donations, the budget for books and supplies will increase as these revenues are received throughout the year (estimated was $4M)

Explanation: **Services and Other Exps** (linked from 6B if NOT met)
One time COVID revenues paid for one time costs in FY20-21 and FY21-22.

7. CRITERION: Facilities Maintenance

STANDARD: Confirm that the annual contribution for facilities maintenance funding is not less than the amount required pursuant to Education Code Section 17070.75, if applicable, and that the district is providing adequately to preserve the functionality of its facilities for their normal life in accordance with Education Code sections 52060(d)(1) and 17002(d)(1).

Determining the District's Compliance with the Contribution Requirement for EC Section 17070.75 - Ongoing and Major Maintenance/Restricted Maintenance Account (OMMA/RMA)

NOTE: EC Section 17070.75 requires the district to deposit into the account a minimum amount equal to or greater than three percent of the total general fund expenditures and other financing uses for that fiscal year. Per SB 98 and SB 820 of 2020, resources 3210, 3215, 3220, 5316, 7027, 7420, and 7690 are excluded from the total general fund expenditures calculation.

DATA ENTRY: Click the appropriate Yes or No button for special education local plan area (SELPA) administrative units (AUs); all other data are extracted or calculated. If standard is not met, enter an X in the appropriate box and enter an explanation, if applicable.

1. a. For districts that are the AU of a SELPA, do you choose to exclude revenues that are passed through to participating members of the SELPA from the OMMA/RMA required minimum contribution calculation? — Yes

   b. Pass-through revenues and apportionments that may be excluded from the OMMA/RMA calculation per EC Section 17070.75(b)(2)(D) (Fund 10, resources 3300-3499, 6500-6540 and 6546, objects 7211-7213 and 7221-7223) — 0.00

2. Ongoing and Major Maintenance/Restricted Maintenance Account

a. Budgeted Expenditures and Other Financing Uses (Form 01, objects 1000-7999, exclude resources 3210, 3215, 3220, 5316, 7027, 7420, and 7690)	177,866,740.00			
b. Plus: Pass-through Revenues and Apportionments (Line 1b, if line 1a is No)		3% Required Minimum Contribution (Line 2c times 3%)	Budgeted Contribution[1] to the Ongoing and Major Maintenance Account	Status
c. Net Budgeted Expenditures and Other Financing Uses	177,866,740.00	5,336,002.20	5,387,443.00	Met

[1] Fund 01, Resource 8150, Objects 8900-8999

If standard is not met, enter an X in the box that best describes why the minimum required contribution was not made:

- [ ] Not applicable (district does not participate in the Leroy F. Greene School Facilities Act of 1998)
- [ ] Exempt (due to district's small size [EC Section 17070.75 (b)(2)(E)])
- [ ] Other (explanation must be provided)

Explanation: (required if NOT met and Other is marked)

8. CRITERION: Deficit Spending

STANDARD: Unrestricted deficit spending (total unrestricted expenditures and other financing uses is greater than total unrestricted revenues and other financing sources) as a percentage of total unrestricted expenditures and other financing uses, has not exceeded one-third of the district's available reserves[1] as a percentage of total expenditures and other financing uses[2] in two out of three prior fiscal years.

8A. Calculating the District's Deficit Spending Standard Percentage Levels

DATA ENTRY: All data are extracted or calculated.

	Third Prior Year (2018-19)	Second Prior Year (2019-20)	First Prior Year (2020-21)
1. District's Available Reserve Amounts (resources 0000-1999)			
a. Stabilization Arrangements (Funds 01 and 17, Object 9750)	0.00	0.00	0.00
b. Reserve for Economic Uncertainties (Funds 01 and 17, Object 9789)	5,237,018.19	7,335,207.17	10,993,652.00
c. Unassigned/Unappropriated (Funds 01 and 17, Object 9790)	0.00	465,629.60	0.00
d. Negative General Fund Ending Balances in Restricted Resources (Fund 01, Object 979Z, if negative, for each of resources 2000-9999)	(2.64)	(465,629.60)	0.00
e. Available Reserves (Lines 1a through 1d)	5,237,015.55	7,335,207.17	10,993,652.00
2. Expenditures and Other Financing Uses			
a. District's Total Expenditures and Other Financing Uses (Fund 01, objects 1000-7999)	174,567,268.79	174,752,533.60	183,227,521.00
b. Plus: Special Education Pass-through Funds (Fund 10, resources 3300-3499, 6500-6540 and 6546, objects 7211-7213 and 7221-7223)			0.00
c. Total Expenditures and Other Financing Uses (Line 2a plus Line 2b)	174,567,268.79	174,752,533.60	183,227,521.00
3. District's Available Reserve Percentage (Line 1e divided by Line 2c)	3.0%	4.2%	6.0%
District's Deficit Spending Standard Percentage Levels (Line 3 times 1/3):	**1.0%**	**1.4%**	**2.0%**

[1]Available reserves are the unrestricted amounts in the Stabilization Arrangement, Reserve for Economic Uncertainties, and Unassigned/Unappropriated accounts in the General Fund and the Special Reserve Fund for Other Than Capital Outlay Projects. Available reserves will be reduced by any negative ending balances in restricted resources in the General Fund.

[2]A school district that is the Administrative Unit of a Special Education Local Plan Area (SELPA) may exclude from its expenditures the distribution of funds to its participating members.

8B. Calculating the District's Deficit Spending Percentages

DATA ENTRY: All data are extracted or calculated.

Fiscal Year	Net Change in Unrestricted Fund Balance (Form 01, Section E)	Total Unrestricted Expenditures and Other Financing Uses (Form 01, Objects 1000-7999)	Deficit Spending Level (If Net Change in Unrestricted Fund Balance is negative, else N/A)	Status
Third Prior Year (2018-19)	(3,081,406.76)	120,268,887.77	2.6%	Not Met
Second Prior Year (2019-20)	1,231,271.70	118,180,721.29	N/A	Met
First Prior Year (2020-21)	10,020,006.00	107,451,759.00	N/A	Met
Budget Year (2021-22) (Information only)	8,273,993.00	113,978,358.00		

8C. Comparison of District Deficit Spending to the Standard

DATA ENTRY: Enter an explanation if the standard is not met.

1a. STANDARD MET - Unrestricted deficit spending, if any, has not exceeded the standard percentage level in two or more of the three prior years.

Explanation:
(required if NOT met)

The District is aware of it's past deficit spending and is working on putting together a budget plan that will offset this kind of deficit spending for the future years.

9. CRITERION: Fund Balance

STANDARD: Budgeted beginning unrestricted general fund balance has not been overestimated for two out of three prior fiscal years by more than the following percentage levels:

Percentage Level [1]	District ADA		
1.7%	0	to	300
1.3%	301	to	1,000
1.0%	1,001	to	30,000
0.7%	30,001	to	400,000
0.3%	400,001	and	over

[1] Percentage levels equate to a rate of deficit spending which would eliminate recommended reserves for economic uncertainties over a three year period.

District Estimated P-2 ADA (Form A, Lines A6 and C4): 14,709

District's Fund Balance Standard Percentage Level: **1.0%**

9A. Calculating the District's Unrestricted General Fund Beginning Balance Percentages

DATA ENTRY: Enter data in the Original Budget column for the First, Second, and Third Prior Years; all other data are extracted or calculated.

Fiscal Year	Unrestricted General Fund Beginning Balance [2] (Form 01, Line F1e, Unrestricted Column) Original Budget	Estimated/Unaudited Actuals	Beginning Fund Balance Variance Level (If overestimated, else N/A)	Status
Third Prior Year (2018-19)	7,084,007.00	11,026,488.44	N/A	Met
Second Prior Year (2019-20)	7,945,082.00	7,945,081.68	0.0%	Met
First Prior Year (2020-21)	6,911,802.00	9,176,353.00	N/A	Met
Budget Year (2021-22) (Information only)	19,196,359.00			

[2] Adjusted beginning balance, including audit adjustments and other restatements (objects 9791-9795)

9B. Comparison of District Unrestricted Beginning Fund Balance to the Standard

DATA ENTRY: Enter an explanation if the standard is not met.

1a. STANDARD MET - Unrestricted general fund beginning fund balance has not been overestimated by more than the standard percentage level for two or more of the previous three years.

Explanation:
(required if NOT met)

10. CRITERION: Reserves

STANDARD: Available reserves[1] for any of the budget year or two subsequent fiscal years are not less than the following percentages or amounts[2] as applied to total expenditures and other financing uses[3]:

DATA ENTRY: Budget Year data are extracted. If Form MYP exists, 1st and 2nd Subsequent Year data will be extracted. If not, enter district regular ADA and charter school ADA corresponding to financial data reported in the General Fund, only, for the two subsequent years.

Percentage Level	District ADA		
5% or $71,000 (greater of)	0	to	300
4% or $71,000 (greater of)	301	to	1,000
3%	1,001	to	30,000
2%	30,001	to	400,000
1%	400,001	and	over

[1] Available reserves are the unrestricted amounts in the Stabilization Arrangements, Reserve for Economic Uncertainties, and Unassigned/Unappropriated accounts in the General Fund and the Special Reserve Fund for Other Than Capital Outlay Projects. Available reserves will be reduced by any negative ending balances in restricted resources in the General Fund.

[2] Dollar amounts to be adjusted annually by the prior year statutory cost-of-living adjustment, as referenced in Education Code Section 42238.02, rounded to the nearest thousand.

[3] A school district that is the Administrative Unit (AU) of a Special Education Local Plan Area (SELPA) may exclude from its expenditures the distribution of funds to its participating members.

	Budget Year (2021-22)	1st Subsequent Year (2022-23)	2nd Subsequent Year (2023-24)
District Estimated P-2 ADA (Budget Year, Form A, Lines A4 and C4. Subsequent Years, Form MYP, Line F2, if available.)	14,709	14,078	14,078
District's Reserve Standard Percentage Level:	**3%**	**3%**	**3%**

10A. Calculating the District's Special Education Pass-through Exclusions (only for districts that serve as the AU of a SELPA)

DATA ENTRY: For SELPA AUs, if Form MYP exists, all data will be extracted including the Yes/No button selection. If not, click the appropriate Yes or No button for item 1 and, if Yes, enter data for item 2a and for the two subsequent years in item 2b; Budget Year data are extracted.

For districts that serve as the AU of a SELPA (Form MYP, Lines F1a, F1b1, and F1b2):

1. Do you choose to exclude from the reserve calculation the pass-through funds distributed to SELPA members? No
2. If you are the SELPA AU and are excluding special education pass-through funds:
   a. Enter the name(s) of the SELPA(s):

	Budget Year (2021-22)	1st Subsequent Year (2022-23)	2nd Subsequent Year (2023-24)
b. Special Education Pass-through Funds (Fund 10, resources 3300-3499, 6500-6540 and 6546, objects 7211-7213 and 7221-7223)	0.00	0.00	0.00

10B. Calculating the District's Reserve Standard

DATA ENTRY: If Form MYP exists, 1st and 2nd Subsequent Year data for lines 1 and 2 will be extracted; if not, enter data for the two subsequent years. All other data are extracted or calculated.

		Budget Year (2021-22)	1st Subsequent Year (2022-23)	2nd Subsequent Year (2023-24)
1.	Expenditures and Other Financing Uses (Fund 01, objects 1000-7999) (Form MYP, Line B11)	178,726,999.00	176,732,766.00	179,476,227.00
2.	Plus: Special Education Pass-through (Criterion 10A, Line 2b, if Criterion 10A, Line 1 is No)	0.00	0.00	0.00
3.	Total Expenditures and Other Financing Uses (Line B1 plus Line B2)	178,726,999.00	176,732,766.00	179,476,227.00
4.	Reserve Standard Percentage Level	3%	3%	3%
5.	Reserve Standard - by Percent (Line B3 times Line B4)	5,361,809.97	5,301,982.98	5,384,286.81
6.	Reserve Standard - by Amount ($71,000 for districts with 0 to 1,000 ADA, else 0)	0.00	0.00	0.00
7.	**District's Reserve Standard (Greater of Line B5 or Line B6)**	**5,361,809.97**	**5,301,982.98**	**5,384,286.81**

10C. Calculating the District's Budgeted Reserve Amount

DATA ENTRY: If Form MYP exists, 1st and 2nd Subsequent Year data for lines 1 through 7 will be extracted; if not, enter data for the two subsequent years.
All other data are extracted or calculated.

Reserve Amounts (Unrestricted resources 0000-1999 except Line 4):	Budget Year (2021-22)	1st Subsequent Year (2022-23)	2nd Subsequent Year (2023-24)
1. General Fund - Stabilization Arrangements (Fund 01, Object 9750) (Form MYP, Line E1a)	0.00	0.00	0.00
2. General Fund - Reserve for Economic Uncertainties (Fund 01, Object 9789) (Form MYP, Line E1b)	10,723,620.00	10,503,906.00	10,768,574.00
3. General Fund - Unassigned/Unappropriated Amount (Fund 01, Object 9790) (Form MYP, Line E1c)	0.00	0.00	0.00
4. General Fund - Negative Ending Balances in Restricted Resources (Fund 01, Object 979Z, if negative, for each of resources 2000-9999) (Form MYP, Line E1d)	0.00	0.00	0.00
5. Special Reserve Fund - Stabilization Arrangements (Fund 17, Object 9750) (Form MYP, Line E2a)	0.00		
6. Special Reserve Fund - Reserve for Economic Uncertainties (Fund 17, Object 9789) (Form MYP, Line E2b)	0.00		
7. Special Reserve Fund - Unassigned/Unappropriated Amount (Fund 17, Object 9790) (Form MYP, Line E2c)	0.00		
8. District's Budgeted Reserve Amount (Lines C1 thru C7)	10,723,620.00	10,503,906.00	10,768,574.00
9. District's Budgeted Reserve Percentage (Information only) (Line 8 divided by Section 10B, Line 3)	6.00%	5.94%	6.00%
District's Reserve Standard (Section 10B, Line 7):	**5,361,809.97**	**5,301,982.98**	**5,384,286.81**
Status:	Met	Met	Met

10D. Comparison of District Reserve Amount to the Standard

DATA ENTRY: Enter an explanation if the standard is not met.

1a. STANDARD MET - Projected available reserves have met the standard for the budget and two subsequent fiscal years.

Explanation:
(required if NOT met)

SUPPLEMENTAL INFORMATION

DATA ENTRY: Click the appropriate Yes or No button for items S1 through S4. Enter an explanation for each Yes answer.

S1. Contingent Liabilities

1a. Does your district have any known or contingent liabilities (e.g., financial or program audits, litigation, state compliance reviews) that may impact the budget? — No

1b. If Yes, identify the liabilities and how they may impact the budget:

S2. Use of One-time Revenues for Ongoing Expenditures

1a. Does your district have ongoing general fund expenditures in the budget in excess of one percent of the total general fund expenditures that are funded with one-time resources? — No

1b. If Yes, identify the expenditures and explain how the one-time resources will be replaced to continue funding the ongoing expenditures in the following fiscal years:

S3. Use of Ongoing Revenues for One-time Expenditures

1a. Does your district have large non-recurring general fund expenditures that are funded with ongoing general fund revenues? — No

1b. If Yes, identify the expenditures:

S4. Contingent Revenues

1a. Does your district have projected revenues for the budget year or either of the two subsequent fiscal years contingent on reauthorization by the local government, special legislation, or other definitive act (e.g., parcel taxes, forest reserves)? — No

1b. If Yes, identify any of these revenues that are dedicated for ongoing expenses and explain how the revenues will be replaced or expenditures reduced:

S5. Contributions

Identify projected contributions from unrestricted resources in the general fund to restricted resources in the general fund for the budget year and two subsequent fiscal years. Provide an explanation if contributions have changed from the prior fiscal year amounts by more than $20,000 and more than ten percent. Explanation should include whether contributions are ongoing or one-time in nature.

Identify projected transfers to or from the general fund to cover operating deficits in either the general fund or any other fund for the budget year and two subsequent fiscal years. Provide an explanation if transfers have changed from the prior fiscal year amounts by more than $20,000 and more than ten percent. Explanation should include whether transfers are ongoing or one-time in nature.

Estimate the impact of any capital projects on the general fund operational budget.

District's Contributions and Transfers Standard: **-10.0% to +10.0% or -$20,000 to +$20,000**

S5A. Identification of the District's Projected Contributions, Transfers, and Capital Projects that may Impact the General Fund

DATA ENTRY: For Contributions, enter data in the Projection column for the 1st and 2nd Subsequent Years. Contributions for the First Prior Year and Budget Year data will be extracted. For Transfers In and Transfers Out, the First Prior Year and Budget Year data will be extracted. If Form MYP exists, the data will be extracted for the 1st and 2nd Subsequent Years. If Form MYP does not exist, enter data for the 1st and 2nd Subsequent Years. Click the appropriate button for 1d. All other data are extracted or calculated.

Description / Fiscal Year	Projection	Amount of Change	Percent Change	Status
1a. **Contributions, Unrestricted General Fund (Fund 01, Resources 0000-1999, Object 8980)**				
First Prior Year (2020-21)	(25,016,956.00)			
Budget Year (2021-22)	(26,948,531.00)	1,931,575.00	7.7%	Met
1st Subsequent Year (2022-23)	(29,383,871.00)	2,435,340.00	9.0%	Met
2nd Subsequent Year (2023-24)	(31,556,985.00)	2,173,114.00	7.4%	Met
1b. **Transfers In, General Fund ***				
First Prior Year (2020-21)	0.00			
Budget Year (2021-22)	0.00	0.00	0.0%	Met
1st Subsequent Year (2022-23)	0.00	0.00	0.0%	Met
2nd Subsequent Year (2023-24)	0.00	0.00	0.0%	Met
1c. **Transfers Out, General Fund ***				
First Prior Year (2020-21)	1,262,478.00			
Budget Year (2021-22)	376,513.00	(885,965.00)	-70.2%	Not Met
1st Subsequent Year (2022-23)	376,513.00	0.00	0.0%	Met
2nd Subsequent Year (2023-24)	376,513.00	0.00	0.0%	Met

1d. **Impact of Capital Projects**
Do you have any capital projects that may impact the general fund operational budget? No

* Include transfers used to cover operating deficits in either the general fund or any other fund.

S5B. Status of the District's Projected Contributions, Transfers, and Capital Projects

DATA ENTRY: Enter an explanation if Not Met for items 1a-1c or if Yes for item 1d.

1a. MET - Projected contributions have not changed by more than the standard for the budget and two subsequent fiscal years.

Explanation:
(required if NOT met)

1b. MET - Projected transfers in have not changed by more than the standard for the budget and two subsequent fiscal years.

Explanation:
(required if NOT met)

1c. NOT MET - The projected transfers out of the general fund have changed by more than the standard for one or more of the budget or subsequent two fiscal years. Identify the amount(s) transferred, by fund, and whether transfers are ongoing or one-time in nature. If ongoing, explain the district's plan, with timeframes, for reducing or eliminating the transfers.

Explanation:
(required if NOT met)

The District's self supporting Child Development preschool program is closing as of 6/30/21, thus there will be no more need for the GF to contribute to this program in FY21-22 and out years.

1d. NO - There are no capital projects that may impact the general fund operational budget.

Project Information:
(required if YES)

S6. Long-term Commitments

Identify all existing and new multiyear commitments[1] and their annual required payments for the budget year and two subsequent fiscal years.

Explain how any increase in annual payments will be funded. Also explain how any decrease to funding sources used to pay long-term commitments will be replaced.

[1] Include multiyear commitments, multiyear debt agreements, and new programs or contracts that result in long-term obligations.

S6A. Identification of the District's Long-term Commitments

DATA ENTRY: Click the appropriate button in item 1 and enter data in all columns of item 2 for applicable long-term commitments; there are no extractions in this section.

1. Does your district have long-term (multiyear) commitments? (If No, skip item 2 and Sections S6B and S6C) — Yes

2. If Yes to item 1, list all new and existing multiyear commitments and required annual debt service amounts. Do not include long-term commitments for postemployment benefits other than pensions (OPEB); OPEB is disclosed in item S7A.

Type of Commitment	# of Years Remaining	SACS Fund and Object Codes Used For: Funding Sources (Revenues)	Debt Service (Expenditures)	Principal Balance as of July 1, 2021
Leases	12 & 18	01.0-00000.0-00000-00000-8699	01.0-00000.0-00000-0000-7439	14,742,009
Certificates of Participation				
General Obligation Bonds	19	51.0-00000.0-00000-00000-86XX	51.0-00000.0-00000-00000-7433	
Supp Early Retirement Program				
State School Building Loans				
Compensated Absences				
Other Long-term Commitments (do not include OPEB):				
Enterprise Leasing	1 to 4			327,158
Aztec Leasing	4			1,182,800
TOTAL:				16,251,967

Type of Commitment (continued)	Prior Year (2020-21) Annual Payment (P & I)	Budget Year (2021-22) Annual Payment (P & I)	1st Subsequent Year (2022-23) Annual Payment (P & I)	2nd Subsequent Year (2023-24) Annual Payment (P & I)
Leases	562,283	639,136	710,249	785,809
Certificates of Participation				
General Obligation Bonds				
Supp Early Retirement Program				
State School Building Loans				
Compensated Absences				
Other Long-term Commitments (continued):				
Enterprise Leasing	208,474	140,759	109,476	64,691
Aztec Leasing	354,840	354,840	354,840	354,840
Total Annual Payments:	1,125,597	1,134,735	1,174,565	1,205,340
Has total annual payment increased over prior year (2020-21)?		**Yes**	**Yes**	**Yes**

S6B. Comparison of the District's Annual Payments to Prior Year Annual Payment

DATA ENTRY: Enter an explanation if Yes.

1a. Yes - Annual payments for long-term commitments have increased in one or more of the budget or two subsequent fiscal years. Explain how the increase in annual payments will be funded.

Explanation:
(required if Yes to increase in total annual payments)

With the GF revenues.

S6C. Identification of Decreases to Funding Sources Used to Pay Long-term Commitments

DATA ENTRY: Click the appropriate Yes or No button in item 1; if Yes, an explanation is required in item 2.

1. Will funding sources used to pay long-term commitments decrease or expire prior to the end of the commitment period, or are they one-time sources?

No

2.

No - Funding sources will not decrease or expire prior to the end of the commitment period, and one-time funds are not being used for long-term commitment annual payments.

Explanation:
(required if Yes)

S7. Unfunded Liabilities

Estimate the unfunded liability for postemployment benefits other than pensions (OPEB) based on an actuarial valuation, if required, or other method; identify or estimate the actuarially determined contribution (if available); and indicate how the obligation is funded (pay-as-you-go, amortized over a specific period, etc.).

Estimate the unfunded liability for self-insurance programs such as workers' compensation based on an actuarial valuation, if required, or other method; identify or estimate the required contribution; and indicate how the obligation is funded (level of risk retained, funding approach, etc.).

S7A. Identification of the District's Estimated Unfunded Liability for Postemployment Benefits Other than Pensions (OPEB)

DATA ENTRY: Click the appropriate button in item 1 and enter data in all other applicable items; there are no extractions in this section except the budget year data on line 5b.

1. Does your district provide postemployment benefits other than pensions (OPEB)? (If No, skip items 2-5) — No

2. For the district's OPEB:
   a. Are they lifetime benefits? — No
   b. Do benefits continue past age 65? — No
   c. Describe any other characteristics of the district's OPEB program including eligibility criteria and amounts, if any, that retirees are required to contribute toward their own benefits:

3. a. Are OPEB financed on a pay-as-you-go, actuarial cost, or other method? — Pay-as-you-go

   b. Indicate any accumulated amounts earmarked for OPEB in a self-insurance or governmental fund

Self-Insurance Fund	Governmental Fund

4. OPEB Liabilities

a. Total OPEB liability	74,872,739.00
b. OPEB plan(s) fiduciary net position (if applicable)	5,294,329.00
c. Total/Net OPEB liability (Line 4a minus Line 4b)	69,578,410.00
d. Is total OPEB liability based on the district's estimate or an actuarial valuation?	Actuarial
e. If based on an actuarial valuation, indicate the measurement date of the OPEB valuation	Jul 01, 2020

5. OPEB Contributions

	Budget Year (2021-22)	1st Subsequent Year (2022-23)	2nd Subsequent Year (2023-24)
a. OPEB actuarially determined contribution (ADC), if available, per actuarial valuation or Alternative Measurement Method			
b. OPEB amount contributed (for this purpose, include premiums paid to a self-insurance fund) (funds 01-70, objects 3701-3752)	1,341,000.00	1,715,885.00	1,750,202.00
c. Cost of OPEB benefits (equivalent of "pay-as-you-go" amount)	1,649,090.00	1,715,885.00	1,750,202.00
d. Number of retirees receiving OPEB benefits	127	127	127

S7B. Identification of the District's Unfunded Liability for Self-Insurance Programs

DATA ENTRY: Click the appropriate button in item 1 and enter data in all other applicable items; there are no extractions in this section.

1. Does your district operate any self-insurance programs such as workers' compensation, employee health and welfare, or property and liability? (Do not include OPEB, which is covered in Section S7A) (If No, skip items 2-4)

   Yes

2. Describe each self-insurance program operated by the district, including details for each such as level of risk retained, funding approach, basis for valuation (district's estimate or actuarial), and date of the valuation:

3. Self-Insurance Liabilities

a. Accrued liability for self-insurance programs	0.00
b. Unfunded liability for self-insurance programs	0.00

4. Self-Insurance Contributions

	Budget Year (2021-22)	1st Subsequent Year (2022-23)	2nd Subsequent Year (2023-24)
a. Required contribution (funding) for self-insurance programs	3,905,165.00	3,905,165.00	3,905,165.00
b. Amount contributed (funded) for self-insurance programs	3,905,165.00	3,905,165.00	3,905,165.00

S8. Status of Labor Agreements

Analyze the status of all employee labor agreements. Identify new labor agreements, as well as new commitments provided as part of previously ratified multiyear agreements; and include all contracts, including all administrator contracts (and including all compensation). For new agreements, indicate the date of the required board meeting. Compare the increase in new commitments to the projected increase in ongoing revenues, and explain how these commitments will be funded in future fiscal years.

If salary and benefit negotiations are not finalized at budget adoption, upon settlement with certificated or classified staff:
The school district must determine the cost of the settlement, including salaries, benefits, and any other agreements that change costs, and provide the county office of education (COE) with an analysis of the cost of the settlement and its impact on the operating budget.

The county superintendent shall review the analysis relative to the criteria and standards, and may provide written comments to the president of the district governing board and superintendent.

S8A. Cost Analysis of District's Labor Agreements - Certificated (Non-management) Employees

DATA ENTRY: Enter all applicable data items; there are no extractions in this section.

	Prior Year (2nd Interim) (2020-21)	Budget Year (2021-22)	1st Subsequent Year (2022-23)	2nd Subsequent Year (2023-24)
Number of certificated (non-management) full-time-equivalent (FTE) positions	736.7	738.6	738.6	738.6

Certificated (Non-management) Salary and Benefit Negotiations

1. Are salary and benefit negotiations settled for the budget year? No

If Yes, and the corresponding public disclosure documents have been filed with the COE, complete questions 2 and 3.

If Yes, and the corresponding public disclosure documents have not been filed with the COE, complete questions 2-5.

If No, identify the unsettled negotiations including any prior year unsettled negotiations and then complete questions 6 and 7.

Negotiations Settled

2a. Per Government Code Section 3547.5(a), date of public disclosure board meeting:

2b. Per Government Code Section 3547.5(b), was the agreement certified by the district superintendent and chief business official?
If Yes, date of Superintendent and CBO certification:

3. Per Government Code Section 3547.5(c), was a budget revision adopted to meet the costs of the agreement?
If Yes, date of budget revision board adoption:

4. Period covered by the agreement: Begin Date: End Date:

5. Salary settlement:

	Budget Year (2021-22)	1st Subsequent Year (2022-23)	2nd Subsequent Year (2023-24)
Is the cost of salary settlement included in the budget and multiyear projections (MYPs)?			
One Year Agreement			
Total cost of salary settlement			
% change in salary schedule from prior year			
or			
Multiyear Agreement			
Total cost of salary settlement			
% change in salary schedule from prior year (may enter text, such as "Reopener")			

Identify the source of funding that will be used to support multiyear salary commitments:

Negotiations Not Settled

6. Cost of a one percent increase in salary and statutory benefits	680,738	

	Budget Year (2021-22)	1st Subsequent Year (2022-23)	2nd Subsequent Year (2023-24)
7. Amount included for any tentative salary schedule increases	0	0	0

Certificated (Non-management) Health and Welfare (H&W) Benefits	Budget Year (2021-22)	1st Subsequent Year (2022-23)	2nd Subsequent Year (2023-24)
1. Are costs of H&W benefit changes included in the budget and MYPs?	Yes	Yes	Yes
2. Total cost of H&W benefits	8,041,374	8,202,201	8,366,245
3. Percent of H&W cost paid by employer	100% up to $12,000 cap	100% up to $12,000 cap	100% up to $12,000 cap
4. Percent projected change in H&W cost over prior year	2.0%	2.0%	2.0%

Certificated (Non-management) Prior Year Settlements

Are any new costs from prior year settlements included in the budget?	No		
If Yes, amount of new costs included in the budget and MYPs			

If Yes, explain the nature of the new costs:

Certificated (Non-management) Step and Column Adjustments	Budget Year (2021-22)	1st Subsequent Year (2022-23)	2nd Subsequent Year (2023-24)
1. Are step & column adjustments included in the budget and MYPs?	Yes	Yes	Yes
2. Cost of step & column adjustments	960,993	960,993	960,993
3. Percent change in step & column over prior year	0.0%	0.0%	0.0%

Certificated (Non-management) Attrition (layoffs and retirements)	Budget Year (2021-22)	1st Subsequent Year (2022-23)	2nd Subsequent Year (2023-24)
1. Are savings from attrition included in the budget and MYPs?	No	No	No
2. Are additional H&W benefits for those laid-off or retired employees included in the budget and MYPs?	No	No	No

Certificated (Non-management) - Other

List other significant contract changes and the cost impact of each change (i.e., class size, hours of employment, leave of absence, bonuses, etc.):

S8B. Cost Analysis of District's Labor Agreements - Classified (Non-management) Employees

DATA ENTRY: Enter all applicable data items; there are no extractions in this section.

	Prior Year (2nd Interim) (2020-21)	Budget Year (2021-22)	1st Subsequent Year (2022-23)	2nd Subsequent Year (2023-24)
Number of classified (non-management) FTE positions	593.5	595.8	595.8	595.8

Classified (Non-management) Salary and Benefit Negotiations

1. Are salary and benefit negotiations settled for the budget year? No

   If Yes, and the corresponding public disclosure documents have been filed with the COE, complete questions 2 and 3.

   If Yes, and the corresponding public disclosure documents have not been filed with the COE, complete questions 2-5.

   If No, identify the unsettled negotiations including any prior year unsettled negotiations and then complete questions 6 and 7.

Negotiations Settled

2a. Per Government Code Section 3547.5(a), date of public disclosure board meeting:

2b. Per Government Code Section 3547.5(b), was the agreement certified by the district superintendent and chief business official?

   If Yes, date of Superintendent and CBO certification:

3. Per Government Code Section 3547.5(c), was a budget revision adopted to meet the costs of the agreement?

   If Yes, date of budget revision board adoption:

4. Period covered by the agreement: Begin Date: End Date:

5. Salary settlement:

	Budget Year (2021-22)	1st Subsequent Year (2022-23)	2nd Subsequent Year (2023-24)
Is the cost of salary settlement included in the budget and multiyear projections (MYPs)?			
One Year Agreement			
Total cost of salary settlement			
% change in salary schedule from prior year			
or			
Multiyear Agreement			
Total cost of salary settlement			
% change in salary schedule from prior year (may enter text, such as "Reopener")			

Identify the source of funding that will be used to support multiyear salary commitments:

Negotiations Not Settled

6. Cost of a one percent increase in salary and statutory benefits 339,298

	Budget Year (2021-22)	1st Subsequent Year (2022-23)	2nd Subsequent Year (2023-24)
7. Amount included for any tentative salary schedule increases	0	0	0

Classified (Non-management) Health and Welfare (H&W) Benefits	Budget Year (2021-22)	1st Subsequent Year (2022-23)	2nd Subsequent Year (2023-24)
1. Are costs of H&W benefit changes included in the budget and MYPs?	Yes	Yes	Yes
2. Total cost of H&W benefits	4,808,007	4,904,167	5,002,250
3. Percent of H&W cost paid by employer	100% up to $12,000 cap	100% up to $12,000 cap	100% up to $12,000 cap
4. Percent projected change in H&W cost over prior year	2.0%	2.0%	2.0%

Classified (Non-management) Prior Year Settlements

Are any new costs from prior year settlements included in the budget? No

If Yes, amount of new costs included in the budget and MYPs

If Yes, explain the nature of the new costs:

Classified (Non-management) Step and Column Adjustments	Budget Year (2021-22)	1st Subsequent Year (2022-23)	2nd Subsequent Year (2023-24)
1. Are step & column adjustments included in the budget and MYPs?	Yes	Yes	Yes
2. Cost of step & column adjustments	386,680	386,680	386,680
3. Percent change in step & column over prior year	-7.5%	0.0%	0.0%

Classified (Non-management) Attrition (layoffs and retirements)	Budget Year (2021-22)	1st Subsequent Year (2022-23)	2nd Subsequent Year (2023-24)
1. Are savings from attrition included in the budget and MYPs?	No	No	No
2. Are additional H&W benefits for those laid-off or retired employees included in the budget and MYPs?	No	No	No

Classified (Non-management) - Other

List other significant contract changes and the cost impact of each change (i.e., hours of employment, leave of absence, bonuses, etc.):

S8C. Cost Analysis of District's Labor Agreements - Management/Supervisor/Confidential Employees

DATA ENTRY: Enter all applicable data items; there are no extractions in this section.

	Prior Year (2nd Interim) (2020-21)	Budget Year (2021-22)	1st Subsequent Year (2022-23)	2nd Subsequent Year (2023-24)
Number of management, supervisor, and confidential FTE positions	98.8	97.6	97.6	97.6

Management/Supervisor/Confidential
Salary and Benefit Negotiations

1. Are salary and benefit negotiations settled for the budget year? No

If Yes, complete question 2.

If No, identify the unsettled negotiations including any prior year unsettled negotiations and then complete questions 3 and 4.

If n/a, skip the remainder of Section S8C.

Negotiations Settled

2. Salary settlement:

	Budget Year (2021-22)	1st Subsequent Year (2022-23)	2nd Subsequent Year (2023-24)
Is the cost of salary settlement included in the budget and multiyear projections (MYPs)?			
Total cost of salary settlement			
% change in salary schedule from prior year (may enter text, such as "Reopener")			

Negotiations Not Settled

3. Cost of a one percent increase in salary and statutory benefits 138,573

	Budget Year (2021-22)	1st Subsequent Year (2022-23)	2nd Subsequent Year (2023-24)
4. Amount included for any tentative salary schedule increases	0	0	0

Management/Supervisor/Confidential Health and Welfare (H&W) Benefits	Budget Year (2021-22)	1st Subsequent Year (2022-23)	2nd Subsequent Year (2023-24)
1. Are costs of H&W benefit changes included in the budget and MYPs?	Yes	Yes	Yes
2. Total cost of H&W benefits	964,983	984,282	1,003,968
3. Percent of H&W cost paid by employer	100% up to $12,000 cap		100% up to $12,000 cap
4. Percent projected change in H&W cost over prior year	2.0%	2.0%	2.0%

Management/Supervisor/Confidential Step and Column Adjustments	Budget Year (2021-22)	1st Subsequent Year (2022-23)	2nd Subsequent Year (2023-24)
1. Are step & column adjustments included in the budget and MYPs?	Yes	Yes	Yes
2. Cost of step and column adjustments	86,077	86,077	86,077
3. Percent change in step & column over prior year	-47.0%	0.0%	0.0%

Management/Supervisor/Confidential Other Benefits (mileage, bonuses, etc.)	Budget Year (2021-22)	1st Subsequent Year (2022-23)	2nd Subsequent Year (2023-24)
1. Are costs of other benefits included in the budget and MYPs?	No	No	No
2. Total cost of other benefits			
3. Percent change in cost of other benefits over prior year			

S9. Local Control and Accountability Plan (LCAP)

Confirm that the school district's governing board has adopted an LCAP or an update to the LCAP effective for the budget year.

DATA ENTRY: Click the appropriate Yes or No button in item 1, and enter the date in item 2.

1. Did or will the school district's governing board adopt an LCAP or an update to the LCAP effective for the budget year?	Yes
2. Adoption date of the LCAP or an update to the LCAP.	Jun 23, 2021

S10. LCAP Expenditures

Confirm that the school district's budget includes the expenditures necessary to implement the LCAP or annual update to the LCAP.

DATA ENTRY: Click the appropriate Yes or No button.

Does the school district's budget include the expenditures necessary to implement the LCAP or annual update to the LCAP as described in the Local Control and Accountability Plan and Annual Update Template?	Yes

ADDITIONAL FISCAL INDICATORS

The following fiscal indicators are designed to provide additional data for reviewing agencies. A "Yes" answer to any single indicator does not necessarily suggest a cause for concern, but may alert the reviewing agency to the need for additional review.

DATA ENTRY: Click the appropriate Yes or No button for items A1 through A9 except item A3, which is automatically completed based on data in Criterion 2.

A1.	Do cash flow projections show that the district will end the budget year with a negative cash balance in the general fund?	No
A2.	Is the system of personnel position control independent from the payroll system?	Yes
A3.	Is enrollment decreasing in both the prior fiscal year and budget year? (Data from the enrollment budget column and actual column of Criterion 2A are used to determine Yes or No)	Yes
A4.	Are new charter schools operating in district boundaries that impact the district's enrollment, either in the prior fiscal year or budget year?	No
A5.	Has the district entered into a bargaining agreement where any of the budget or subsequent years of the agreement would result in salary increases that are expected to exceed the projected state funded cost-of-living adjustment?	No
A6.	Does the district provide uncapped (100% employer paid) health benefits for current or retired employees?	No
A7.	Is the district's financial system independent of the county office system?	No
A8.	Does the district have any reports that indicate fiscal distress pursuant to Education Code Section 42127.6(a)? (If Yes, provide copies to the county office of education)	Yes
A9.	Have there been personnel changes in the superintendent or chief business official positions within the last 12 months?	No

When providing comments for additional fiscal indicators, please include the item number applicable to each comment.

Comments:
(optional)

End of School District Budget Criteria and Standards Review

Section I - Expenditures	Funds 01, 09, and 62 Goals	Functions	Objects	2020-21 Expenditures
A. Total state, federal, and local expenditures (all resources)	All	All	1000-7999	183,227,521.00
B. Less all federal expenditures not allowed for MOE (Resources 3000-5999, except 3385)	All	All	1000-7999	18,067,250.00
C. Less state and local expenditures not allowed for MOE: (All resources, except federal as identified in Line B)				
1. Community Services	All	5000-5999	1000-7999	4,442.00
2. Capital Outlay	All except 7100-7199	All except 5000-5999	6000-6999	210,599.00
3. Debt Service	All	9100	5400-5450, 5800, 7430-7439	2,603,886.00
4. Other Transfers Out	All	9200	7200-7299	0.00
5. Interfund Transfers Out	All	9300	7600-7629	1,262,478.00
6. All Other Financing Uses	All	9100 9200	7699 7651	0.00
7. Nonagency	7100-7199	All except 5000-5999, 9000-9999	1000-7999	30,000.00
8. Tuition (Revenue, in lieu of expenditures, to approximate costs of services for which tuition is received)	All	All	8710	521,287.00
9. Supplemental expenditures made as a result of a Presidentially declared disaster	Manually entered. Must not include expenditures in lines B, C1-C8, D1, or D2.			
10. Total state and local expenditures not allowed for MOE calculation (Sum lines C1 through C9)				4,632,692.00
D. Plus additional MOE expenditures:				
1. Expenditures to cover deficits for food services (Funds 13 and 61) (If negative, then zero)	All	All	1000-7143, 7300-7439 minus 8000-8699	526,235.00
2. Expenditures to cover deficits for student body activities	Manually entered. Must not include expenditures in lines A or D1.			
E. Total expenditures subject to MOE (Line A minus lines B and C10, plus lines D1 and D2)				161,053,814.00

Section II - Expenditures Per ADA		**2020-21 Annual ADA/ Exps. Per ADA**
A. Average Daily Attendance (Form A, Annual ADA column, sum of lines A6 and C9)		14,708.74
B. Expenditures per ADA (Line I.E divided by Line II.A)		10,949.53

Section III - MOE Calculation (For data collection only. Final determination will be done by CDE)	**Total**	**Per ADA**
A. Base expenditures (Preloaded expenditures from prior year official CDE MOE calculation). (Note: If the prior year MOE was not met, CDE has adjusted the prior year base to 90 percent of the preceding prior year amount rather than the actual prior year expenditure amount.)	163,227,310.79	11,174.94
1. Adjustment to base expenditure and expenditure per ADA amounts for LEAs failing prior year MOE calculation (From Section IV)	0.00	0.00
2. Total adjusted base expenditure amounts (Line A plus Line A.1)	163,227,310.79	11,174.94
B. Required effort (Line A.2 times 90%)	146,904,579.71	10,057.45
C. Current year expenditures (Line I.E and Line II.B)	161,053,814.00	10,949.53
D. MOE deficiency amount, if any (Line B minus Line C) (If negative, then zero)	0.00	0.00
E. MOE determination (If one or both of the amounts in line D are zero, the MOE requirement is met; if both amounts are positive, the MOE requirement is not met. If either column in Line A.2 or Line C equals zero, the MOE calculation is incomplete.)	MOE Met	
F. MOE deficiency percentage, if MOE not met; otherwise, zero (Line D divided by Line B) (Funding under ESSA covered programs in FY 2022-23 may be reduced by the lower of the two percentages)	0.00%	0.00%

SECTION IV - Detail of Adjustments to Base Expenditures (used in Section III, Line A.1)

Description of Adjustments	Total Expenditures	Expenditures Per ADA
Total adjustments to base expenditures	0.00	0.00

Part I - General Administrative Share of Plant Services Costs

California's indirect cost plan allows that the general administrative costs in the indirect cost pool may include that portion of plant services costs (maintenance and operations costs and facilities rents and leases costs) attributable to the general administrative offices. The calculation of the plant services costs attributed to general administration and included in the pool is standardized and automated using the percentage of salaries and benefits relating to general administration as proxy for the percentage of square footage occupied by general administration.

A. Salaries and Benefits - Other General Administration and Centralized Data Processing

1. Salaries and benefits paid through payroll (Funds 01, 09, and 62, objects 1000-3999 except 3701-3702) (Functions 7200-7700, goals 0000 and 9000) — 7,064,072.00
2. Contracted general administrative positions not paid through payroll
   a. Enter the costs, if any, of general administrative positions performing services ON SITE but paid through a contract, rather than through payroll, in functions 7200-7700, goals 0000 and 9000, Object 5800.
   b. If an amount is entered on Line A2a, provide the title, duties, and approximate FTE of each general administrative position paid through a contract. Retain supporting documentation in case of audit.

B. Salaries and Benefits - All Other Activities

1. Salaries and benefits paid through payroll (Funds 01, 09, and 62, objects 1000-3999 except 3701-3702) (Functions 1000-6999, 7100-7180, & 8100-8400; Functions 7200-7700, all goals except 0000 & 9000) — 133,427,149.00

C. Percentage of Plant Services Costs Attributable to General Administration

(Line A1 plus Line A2a, divided by Line B1; zero if negative) (See Part III, Lines A5 and A6) — 5.29%

Part II - Adjustments for Employment Separation Costs

When an employee separates from service, the local educational agency (LEA) may incur costs associated with the separation in addition to the employee's regular salary and benefits for the final pay period. These additional costs can be categorized as "normal" or "abnormal or mass" separation costs.

Normal separation costs include items such as pay for accumulated unused leave or routine severance pay authorized by governing board policy. Normal separation costs are not allowable as direct costs to federal programs, but are allowable as indirect costs. State programs may have similar restrictions. Where federal or state program guidelines required that the LEA charge an employee's normal separation costs to an unrestricted resource rather than to the restricted program in which the employee worked, the LEA may identify and enter these costs on Line A for inclusion in the indirect cost pool.

Abnormal or mass separation costs are those costs resulting from actions taken by an LEA to influence employees to terminate their employment earlier than they normally would have. Abnormal or mass separation costs include retirement incentives such as a Golden Handshake or severance packages negotiated to effect termination. Abnormal or mass separation costs may not be charged to federal programs as either direct costs or indirect costs. Where an LEA paid abnormal or mass separation costs on behalf of positions in general administrative functions included in the indirect cost pool, the LEA must identify and enter these costs on Line B for exclusion from the pool.

A. Normal Separation Costs (optional)

Enter any normal separation costs paid on behalf of employees of restricted state or federal programs that were charged to an unrestricted resource (0000-1999) in funds 01, 09, and 62 with functions 1000-6999 or 8100-8400 rather than to the restricted program. These costs will be moved in Part III from base costs to the indirect cost pool. Retain supporting documentation.

B. Abnormal or Mass Separation Costs (required)

Enter any abnormal or mass separation costs paid on behalf of general administrative positions charged to unrestricted resources (0000-1999) in funds 01, 09, and 62 with functions 7200-7700. These costs will be moved in Part III from the indirect cost pool to base costs. If none, enter zero. — 0.00

Part III - Indirect Cost Rate Calculation (Funds 01, 09, and 62, unless indicated otherwise)

A.	**Indirect Costs**	
1.	Other General Administration, less portion charged to restricted resources or specific goals (Functions 7200-7600, objects 1000-5999, minus Line B9)	8,803,292.00
2.	Centralized Data Processing, less portion charged to restricted resources or specific goals (Function 7700, objects 1000-5999, minus Line B10)	2,055,798.00
3.	External Financial Audit - Single Audit (Function 7190, resources 0000-1999, goals 0000 and 9000, objects 5000-5999)	76,178.00
4.	Staff Relations and Negotiations (Function 7120, resources 0000-1999, goals 0000 and 9000, objects 1000-5999)	0.00
5.	Plant Maintenance and Operations (portion relating to general administrative offices only) (Functions 8100-8400, objects 1000-5999 except 5100, times Part I, Line C)	818,818.05
6.	Facilities Rents and Leases (portion relating to general administrative offices only) (Function 8700, resources 0000-1999, objects 1000-5999 except 5100, times Part I, Line C)	0.00
7.	Adjustment for Employment Separation Costs	
	a. Plus: Normal Separation Costs (Part II, Line A)	0.00
	b. Less: Abnormal or Mass Separation Costs (Part II, Line B)	0.00
8.	Total Indirect Costs (Lines A1 through A7a, minus Line A7b)	11,754,086.05
9.	Carry-Forward Adjustment (Part IV, Line F)	(1,258,588.47)
10.	Total Adjusted Indirect Costs (Line A8 plus Line A9)	10,495,497.58
B.	**Base Costs**	
1.	Instruction (Functions 1000-1999, objects 1000-5999 except 5100)	116,951,606.00
2.	Instruction-Related Services (Functions 2000-2999, objects 1000-5999 except 5100)	18,509,200.00
3.	Pupil Services (Functions 3000-3999, objects 1000-5999 except 4700 and 5100)	12,171,536.00
4.	Ancillary Services (Functions 4000-4999, objects 1000-5999 except 5100)	883,731.00
5.	Community Services (Functions 5000-5999, objects 1000-5999 except 5100)	4,442.00
6.	Enterprise (Function 6000, objects 1000-5999 except 4700 and 5100)	0.00
7.	Board and Superintendent (Functions 7100-7180, objects 1000-5999, minus Part III, Line A4)	665,959.00
8.	External Financial Audit - Single Audit and Other (Functions 7190-7191, objects 5000-5999, minus Part III, Line A3)	0.00
9.	Other General Administration (portion charged to restricted resources or specific goals only) (Functions 7200-7600, resources 2000-9999, objects 1000-5999; Functions 7200-7600, resources 0000-1999, all goals except 0000 and 9000, objects 1000-5999)	2,214,865.00
10.	Centralized Data Processing (portion charged to restricted resources or specific goals only) (Function 7700, resources 2000-9999, objects 1000-5999; Function 7700, resources 0000-1999, all goals except 0000 and 9000, objects 1000-5999)	93,343.00
11.	Plant Maintenance and Operations (all except portion relating to general administrative offices) (Functions 8100-8400, objects 1000-5999 except 5100, minus Part III, Line A5)	14,659,783.95
12.	Facilities Rents and Leases (all except portion relating to general administrative offices) (Function 8700, objects 1000-5999 except 5100, minus Part III, Line A6)	0.00
13.	Adjustment for Employment Separation Costs	
	a. Less: Normal Separation Costs (Part II, Line A)	0.00
	b. Plus: Abnormal or Mass Separation Costs (Part II, Line B)	0.00
14.	Student Activity (Fund 08, functions 4000-5999, objects 1000-5999 except 5100)	0.00
15.	Adult Education (Fund 11, functions 1000-6999, 8100-8400, and 8700, objects 1000-5999 except 5100)	3,611,069.00
16.	Child Development (Fund 12, functions 1000-6999, 8100-8400 & 8700, objects 1000-5999 except 4700 & 5100)	3,166,083.00
17.	Cafeteria (Funds 13 & 61, functions 1000-6999, 8100-8400 & 8700, objects 1000-5999 except 4700 & 5100)	1,296,864.00
18.	Foundation (Funds 19 & 57, functions 1000-6999, 8100-8400 & 8700, objects 1000-5999 except 4700 & 5100)	0.00
19.	Total Base Costs (Lines B1 through B12 and Lines B13b through B18, minus Line B13a)	174,228,481.95
C.	**Straight Indirect Cost Percentage Before Carry-Forward Adjustment (For information only - not for use when claiming/recovering indirect costs)** (Line A8 divided by Line B19)	6.75%
D.	**Preliminary Proposed Indirect Cost Rate (For final approved fixed-with-carry-forward rate for use in 2022-23 see www.cde.ca.gov/fg/ac/ic)** (Line A10 divided by Line B19)	6.02%

Part IV - Carry-forward Adjustment

The carry-forward adjustment is an after-the-fact adjustment for the difference between indirect costs recoverable using the indirect cost rate approved for use in a given year, and the actual indirect costs incurred in that year. The carry-forward adjustment eliminates the need for LEAs to file amended federal reports when their actual indirect costs vary from the estimated indirect costs on which the approved rate was based.

Where the ratio of indirect costs incurred in the current year is less than the estimated ratio of indirect costs on which the approved rate for use in the current year was based, the carry-forward adjustment is limited by using either the approved rate times current year base costs, or the highest rate actually used to recover costs from any program times current year base costs, if the highest rate used was less than the approved rate. Rates used to recover costs from programs are displayed in Exhibit A.

A.	**Indirect costs incurred in the current year (Part III, Line A8)**	11,754,086.05
B.	**Carry-forward adjustment from prior year(s)**	
1.	Carry-forward adjustment from the second prior year	(119,766.86)
2.	Carry-forward adjustment amount deferred from prior year(s), if any	0.00
C.	**Carry-forward adjustment for under- or over-recovery in the current year**	
1.	Under-recovery: Part III, Line A8, plus carry-forward adjustment from prior years, minus (approved indirect cost rate (7.4%) times Part III, Line B19); zero if negative	0.00
2.	Over-recovery: Part III, Line A8, plus carry-forward adjustment from prior years, minus the lesser of (approved indirect cost rate (7.4%) times Part III, Line B19) or (the highest rate used to recover costs from any program (8.55%) times Part III, Line B19); zero if positive	(1,258,588.47)
D.	**Preliminary carry-forward adjustment (Line C1 or C2)**	(1,258,588.47)

E. Optional allocation of negative carry-forward adjustment over more than one year

Where a negative carry-forward adjustment causes the proposed approved rate to fall below zero or would reduce the rate at which the LEA could recover indirect costs to such an extent that it would cause the LEA significant fiscal harm, the LEA may request that the carry-forward adjustment be allocated over more than one year. Where allocation of a negative carry-forward adjustment over more than one year does not resolve a negative rate, the CDE will work with the LEA on a case-by-case basis to establish an approved rate.

Option 1.	Preliminary proposed approved rate (Part III, Line D) if entire negative carry-forward adjustment is applied to the current year calculation:	6.02%
Option 2.	Preliminary proposed approved rate (Part III, Line D) if one-half of negative carry-forward adjustment ($-629,294.24) is applied to the current year calculation and the remainder ($-629,294.23) is deferred to one or more future years:	6.39%
Option 3.	Preliminary proposed approved rate (Part III, Line D) if one-third of negative carry-forward adjustment ($-419,529.49) is applied to the current year calculation and the remainder ($-839,058.98) is deferred to one or more future years:	6.51%
	LEA request for Option 1, Option 2, or Option 3	1
F.	**Carry-forward adjustment used in Part III, Line A9 (Line D minus amount deferred if Option 2 or Option 3 is selected)**	(1,258,588.47)

Approved indirect cost rate: 7.40%
Highest rate used in any program: 8.55%

Note: In one or more resources, the rate used is greater than the approved rate.

Fund	Resource	Eligible Expenditures (Objects 1000-5999 except Object 5100)	Indirect Costs Charged (Objects 7310 and 7350)	Rate Used
01	3010	1,813,953.00	132,050.00	7.28%
01	3182	158,550.00	11,733.00	7.40%
01	3210	397,987.00	34,039.00	8.55%
01	3212	2,380,072.00	177,539.00	7.46%
01	3213	915,831.00	67,772.00	7.40%
01	3215	846,780.00	62,662.00	7.40%
01	3550	71,387.00	3,569.00	5.00%
01	4035	310,611.00	22,986.00	7.40%
01	4127	91,431.00	6,766.00	7.40%
01	4201	73,351.00	5,428.00	7.40%
01	4203	264,301.00	19,558.00	7.40%
01	6010	213,568.00	10,867.00	5.09%
01	6387	484,805.00	35,876.00	7.40%
01	6388	610,252.00	45,158.00	7.40%
01	7388	64,305.00	4,759.00	7.40%
01	7420	1,100,243.00	81,418.00	7.40%
01	7422	3,095,900.00	7,097.00	0.23%
01	7510	498,825.00	36,913.00	7.40%
01	8150	5,338,718.00	365,266.00	6.84%
11	6371	28,671.00	2,122.00	7.40%
11	6391	2,426,475.00	121,574.00	5.01%
12	5025	134,816.00	9,977.00	7.40%
12	5320	17,939.00	897.00	5.00%
12	6105	689,705.00	51,039.00	7.40%
12	9010	2,361,249.00	183,232.00	7.76%
13	5310	2,038,864.00	101,943.00	5.00%

Description	Object Codes	Lottery: Unrestricted (Resource 1100)	Transferred to Other Resources for Expenditure	Lottery: Instructional Materials (Resource 6300)*	Totals
A. AMOUNT AVAILABLE FOR THIS FISCAL YEAR					
1. Adjusted Beginning Fund Balance	9791-9795	0.00	5.00	2,781,621.00	2,781,626.00
2. State Lottery Revenue	8560	2,331,559.00		872,886.00	3,204,445.00
3. Other Local Revenue	8600-8799	0.00		0.00	0.00
4. Transfers from Funds of Lapsed/Reorganized Districts	8965	0.00		0.00	0.00
5. Contributions from Unrestricted Resources (Total must be zero)	8980	0.00			0.00
6. Total Available (Sum Lines A1 through A5)		2,331,559.00	5.00	3,654,507.00	5,986,071.00
B. EXPENDITURES AND OTHER FINANCING USES					
1. Certificated Salaries	1000-1999	0.00			0.00
2. Classified Salaries	2000-2999	0.00			0.00
3. Employee Benefits	3000-3999	0.00			0.00
4. Books and Supplies	4000-4999	0.00		3,648,851.00	3,648,851.00
5. a. Services and Other Operating Expenditures (Resource 1100)	5000-5999	0.00			0.00
b. Services and Other Operating Expenditures (Resource 6300)	5000-5999, except 5100, 5710, 5800				
c. Duplicating Costs for Instructional Materials (Resource 6300)	5100, 5710, 5800			5,656.00	5,656.00
6. Capital Outlay	6000-6999	0.00			0.00
7. Tuition	7100-7199	0.00			0.00
8. Interagency Transfers Out					
a. To Other Districts, County Offices, and Charter Schools	7211,7212,7221, 7222,7281,7282	0.00			0.00
b. To JPAs and All Others	7213,7223, 7283,7299	0.00			0.00
9. Transfers of Indirect Costs	7300-7399				
10. Debt Service	7400-7499	0.00			0.00
11. All Other Financing Uses	7630-7699	0.00			0.00
12. Total Expenditures and Other Financing Uses (Sum Lines B1 through B11)		0.00	0.00	3,654,507.00	3,654,507.00
C. ENDING BALANCE (Must equal Line A6 minus Line B12)	979Z	2,331,559.00	5.00	0.00	2,331,564.00

D. COMMENTS:

Training comonent of an electronic instructional material

Data from this report will be used to prepare a report to the Legislature as required by Control Section 24.60 of the Budget Act.

*Pursuant to Government Code Section 8880.4(a)(2)(B) and the definition in Education Code Section 60010(h), Resource 6300 funds are to be used for the purchase of instructional materials only. Any amounts in the shaded cells of this column should be reviewed for appropriateness.

Description	Object Codes	2021-22 Budget (Form 01) (A)	% Change (Cols. C-A/A) (B)	2022-23 Projection (C)	% Change (Cols. E-C/C) (D)	2023-24 Projection (E)
(Enter projections for subsequent years 1 and 2 in Columns C and E; current year - Column A - is extracted)						
A. REVENUES AND OTHER FINANCING SOURCES						
1. LCFF/Revenue Limit Sources	8010-8099	145,444,297.00	-2.22%	142,215,149.00	2.43%	145,671,521.00
2. Federal Revenues	8100-8299	0.00	0.00%	0.00	0.00%	0.00
3. Other State Revenues	8300-8599	2,958,598.00	-7.32%	2,741,927.00	0.71%	2,761,465.00
4. Other Local Revenues	8600-8799	797,987.00	0.00%	797,987.00	0.00%	797,987.00
5. Other Financing Sources						
a. Transfers In	8900-8929	0.00	0.00%		0.00%	0.00
b. Other Sources	8930-8979	0.00	0.00%		0.00%	0.00
c. Contributions	8980-8999	(26,948,531.00)	9.04%	(29,383,871.00)	7.40%	(31,556,985.00)
6. Total (Sum lines A1 thru A5c)		122,252,351.00	-4.81%	116,371,192.00	1.12%	117,673,988.00
B. EXPENDITURES AND OTHER FINANCING USES						
1. Certificated Salaries						
a. Base Salaries				55,987,852.00		60,065,902.00
b. Step & Column Adjustment				749,484.00		749,484.00
c. Cost-of-Living Adjustment						
d. Other Adjustments				3,328,566.00		1,914,699.00
e. Total Certificated Salaries (Sum lines B1a thru B1d)	1000-1999	55,987,852.00	7.28%	60,065,902.00	4.44%	62,730,085.00
2. Classified Salaries						
a. Base Salaries				17,286,480.00		18,103,597.00
b. Step & Column Adjustment				184,417.00		184,417.00
c. Cost-of-Living Adjustment						
d. Other Adjustments				632,700.00		65,891.00
e. Total Classified Salaries (Sum lines B2a thru B2d)	2000-2999	17,286,480.00	4.73%	18,103,597.00	1.38%	18,353,905.00
3. Employee Benefits	3000-3999	29,034,927.00	8.94%	31,631,277.00	4.20%	32,961,303.00
4. Books and Supplies	4000-4999	1,527,746.00	2.40%	1,564,412.00	2.23%	1,599,298.00
5. Services and Other Operating Expenditures	5000-5999	9,709,234.00	4.78%	10,173,346.00	1.51%	10,327,172.00
6. Capital Outlay	6000-6999	170,999.00	-100.00%	0.00	0.00%	0.00
7. Other Outgo (excluding Transfers of Indirect Costs)	7100-7299, 7400-7499	1,867,726.00	3.80%	1,938,726.00	3.66%	2,009,726.00
8. Other Outgo - Transfers of Indirect Costs	7300-7399	(1,983,119.00)	-40.40%	(1,181,874.00)	0.81%	(1,191,407.00)
9. Other Financing Uses						
a. Transfers Out	7600-7629	376,513.00	0.00%	376,513.00	0.00%	376,513.00
b. Other Uses	7630-7699	0.00	0.00%	0.00	0.00%	0.00
10. Other Adjustments (Explain in Section F below)						
11. Total (Sum lines B1 thru B10)		113,978,358.00	7.63%	122,671,899.00	3.66%	127,166,595.00
C. NET INCREASE (DECREASE) IN FUND BALANCE (Line A6 minus line B11)		8,273,993.00		(6,300,707.00)		(9,492,607.00)
D. FUND BALANCE						
1. Net Beginning Fund Balance (Form 01, line F1e)		19,196,359.00		27,470,352.00		21,169,645.00
2. Ending Fund Balance (Sum lines C and D1)		27,470,352.00		21,169,645.00		11,677,038.00
3. Components of Ending Fund Balance						
a. Nonspendable	9710-9719	100,060.00		100,060.00		100,060.00
b. Restricted	9740					
c. Committed						
1. Stabilization Arrangements	9750	0.00		0.00		0.00
2. Other Commitments	9760	0.00		0.00		0.00
d. Assigned	9780	16,646,672.00		10,565,679.00		808,404.00
e. Unassigned/Unappropriated						
1. Reserve for Economic Uncertainties	9789	10,723,620.00		10,503,906.00		10,768,574.00
2. Unassigned/Unappropriated	9790	0.00		0.00		0.00
f. Total Components of Ending Fund Balance (Line D3f must agree with line D2)		27,470,352.00		21,169,645.00		11,677,038.00

Description	Object Codes	2021-22 Budget (Form 01) (A)	% Change (Cols. C-A/A) (B)	2022-23 Projection (C)	% Change (Cols. E-C/C) (D)	2023-24 Projection (E)
E. AVAILABLE RESERVES						
1. General Fund						
a. Stabilization Arrangements	9750	0.00		0.00		0.00
b. Reserve for Economic Uncertainties	9789	10,723,620.00		10,503,906.00		10,768,574.00
c. Unassigned/Unappropriated	9790	0.00		0.00		0.00
(Enter reserve projections for subsequent years 1 and 2 in Columns C and E; current year - Column A - is extracted.)						
2. Special Reserve Fund - Noncapital Outlay (Fund 17)						
a. Stabilization Arrangements	9750					
b. Reserve for Economic Uncertainties	9789					
c. Unassigned/Unappropriated	9790					
3. Total Available Reserves (Sum lines E1a thru E2c)		10,723,620.00		10,503,906.00		10,768,574.00

F. ASSUMPTIONS

Please provide below or on a separate attachment, the assumptions used to determine the projections for the first and second subsequent fiscal years. Further, please include an explanation for any significant expenditure adjustments projected in lines B1d, B2d, and B10. For additional information, please refer to the Budget Assumptions section of the SACS Financial Reporting Software User Guide.

These are due to expenses that were charged to COVID one-time funding.

Description	Object Codes	2021-22 Budget (Form 01) (A)	% Change (Cols. C-A/A) (B)	2022-23 Projection (C)	% Change (Cols. E-C/C) (D)	2023-24 Projection (E)
(Enter projections for subsequent years 1 and 2 in Columns C and E; current year - Column A - is extracted)						
A. REVENUES AND OTHER FINANCING SOURCES						
1. LCFF/Revenue Limit Sources	8010-8099	0.00	0.00%	0.00	0.00%	0.00
2. Federal Revenues	8100-8299	5,857,589.00	0.00%	5,857,589.00	0.00%	5,857,589.00
3. Other State Revenues	8300-8599	13,108,083.00	-1.46%	12,917,114.00	2.30%	13,214,500.00
4. Other Local Revenues	8600-8799	1,680,558.00	0.00%	1,680,558.00	0.00%	1,680,558.00
5. Other Financing Sources						
a. Transfers In	8900-8929	0.00	0.00%	0.00	0.00%	0.00
b. Other Sources	8930-8979	0.00	0.00%	0.00	0.00%	0.00
c. Contributions	8980-8999	26,948,531.00	9.04%	29,383,871.00	7.40%	31,556,985.00
6. Total (Sum lines A1 thru A5c)		47,594,761.00	4.72%	49,839,132.00	4.96%	52,309,632.00
B. EXPENDITURES AND OTHER FINANCING USES						
1. Certificated Salaries						
a. Base Salaries				19,667,685.00		15,416,098.00
b. Step & Column Adjustment				173,725.00		173,725.00
c. Cost-of-Living Adjustment						
d. Other Adjustments				(4,425,312.00)		(1,811,176.00)
e. Total Certificated Salaries (Sum lines B1a thru B1d)	1000-1999	19,667,685.00	-21.62%	15,416,098.00	-10.62%	13,778,647.00
2. Classified Salaries						
a. Base Salaries				13,404,473.00		12,775,748.00
b. Step & Column Adjustment				226,124.00		226,124.00
c. Cost-of-Living Adjustment						
d. Other Adjustments				(854,849.00)		199,697.00
e. Total Classified Salaries (Sum lines B2a thru B2d)	2000-2999	13,404,473.00	-4.69%	12,775,748.00	3.33%	13,201,569.00
3. Employee Benefits	3000-3999	12,505,802.00	-0.31%	12,466,664.00	-5.04%	11,838,459.00
4. Books and Supplies	4000-4999	4,249,652.00	-35.76%	2,729,873.00	-4.65%	2,602,998.00
5. Services and Other Operating Expenditures	5000-5999	11,324,858.00	-21.11%	8,933,874.00	2.31%	9,139,816.00
6. Capital Outlay	6000-6999	1,056,316.00	-100.00%	0.00	0.00%	0.00
7. Other Outgo (excluding Transfers of Indirect Costs)	7100-7299, 7400-7499	1,128,470.00	0.00%	1,128,470.00	0.00%	1,128,470.00
8. Other Outgo - Transfers of Indirect Costs	7300-7399	1,411,385.00	-56.77%	610,140.00	1.56%	619,673.00
9. Other Financing Uses						
a. Transfers Out	7600-7629	0.00	0.00%	0.00	0.00%	0.00
b. Other Uses	7630-7699	0.00	0.00%	0.00	0.00%	0.00
10. Other Adjustments (Explain in Section F below)						
11. Total (Sum lines B1 thru B10)		64,748,641.00	-16.51%	54,060,867.00	-3.24%	52,309,632.00
C. NET INCREASE (DECREASE) IN FUND BALANCE (Line A6 minus line B11)		(17,153,880.00)		(4,221,735.00)		0.00
D. FUND BALANCE						
1. Net Beginning Fund Balance (Form 01, line F1e)		21,375,615.00		4,221,735.00		0.00
2. Ending Fund Balance (Sum lines C and D1)		4,221,735.00		0.00		0.00
3. Components of Ending Fund Balance						
a. Nonspendable	9710-9719	0.00				
b. Restricted	9740	4,221,735.00				
c. Committed						
1. Stabilization Arrangements	9750					
2. Other Commitments	9760					
d. Assigned	9780					
e. Unassigned/Unappropriated						
1. Reserve for Economic Uncertainties	9789					
2. Unassigned/Unappropriated	9790	0.00		0.00		0.00
f. Total Components of Ending Fund Balance (Line D3f must agree with line D2)		4,221,735.00		0.00		0.00

Description	Object Codes	2021-22 Budget (Form 01) (A)	% Change (Cols. C-A/A) (B)	2022-23 Projection (C)	% Change (Cols. E-C/C) (D)	2023-24 Projection (E)
E. AVAILABLE RESERVES						
1. General Fund						
a. Stabilization Arrangements	9750					
b. Reserve for Economic Uncertainties	9789					
c. Unassigned/Unappropriated	9790					
(Enter reserve projections for subsequent years 1 and 2						
in Columns C and E; current year - Column A - is extracted.)						
2. Special Reserve Fund - Noncapital Outlay (Fund 17)						
a. Stabilization Arrangements	9750					
b. Reserve for Economic Uncertainties	9789					
c. Unassigned/Unappropriated	9790					
3. Total Available Reserves (Sum lines E1a thru E2c)						

F. ASSUMPTIONS

Please provide below or on a separate attachment, the assumptions used to determine the projections for the first and second subsequent fiscal years. Further, please include an explanation for any significant expenditure adjustments projected in lines B1d, B2d, and B10. For additional information, please refer to the Budget Assumptions section of the SACS Financial Reporting Software User Guide.

These are due to expenses that were charged to COVID one-time funding.

Description	Object Codes	2021-22 Budget (Form 01) (A)	% Change (Cols. C-A/A) (B)	2022-23 Projection (C)	% Change (Cols. E-C/C) (D)	2023-24 Projection (E)
(Enter projections for subsequent years 1 and 2 in Columns C and E; current year - Column A - is extracted)						
A. REVENUES AND OTHER FINANCING SOURCES						
1. LCFF/Revenue Limit Sources	8010-8099	145,444,297.00	-2.22%	142,215,149.00	2.43%	145,671,521.00
2. Federal Revenues	8100-8299	5,857,589.00	0.00%	5,857,589.00	0.00%	5,857,589.00
3. Other State Revenues	8300-8599	16,066,681.00	-2.54%	15,659,041.00	2.02%	15,975,965.00
4. Other Local Revenues	8600-8799	2,478,545.00	0.00%	2,478,545.00	0.00%	2,478,545.00
5. Other Financing Sources						
a. Transfers In	8900-8929	0.00	0.00%	0.00	0.00%	0.00
b. Other Sources	8930-8979	0.00	0.00%	0.00	0.00%	0.00
c. Contributions	8980-8999	0.00	0.00%	0.00	0.00%	0.00
6. Total (Sum lines A1 thru A5c)		169,847,112.00	-2.14%	166,210,324.00	2.27%	169,983,620.00
B. EXPENDITURES AND OTHER FINANCING USES						
1. Certificated Salaries						
a. Base Salaries				75,655,537.00		75,482,000.00
b. Step & Column Adjustment				923,209.00		923,209.00
c. Cost-of-Living Adjustment				0.00		0.00
d. Other Adjustments				(1,096,746.00)		103,523.00
e. Total Certificated Salaries (Sum lines B1a thru B1d)	1000-1999	75,655,537.00	-0.23%	75,482,000.00	1.36%	76,508,732.00
2. Classified Salaries						
a. Base Salaries				30,690,953.00		30,879,345.00
b. Step & Column Adjustment				410,541.00		410,541.00
c. Cost-of-Living Adjustment				0.00		0.00
d. Other Adjustments				(222,149.00)		265,588.00
e. Total Classified Salaries (Sum lines B2a thru B2d)	2000-2999	30,690,953.00	0.61%	30,879,345.00	2.19%	31,555,474.00
3. Employee Benefits	3000-3999	41,540,729.00	6.16%	44,097,941.00	1.59%	44,799,762.00
4. Books and Supplies	4000-4999	5,777,398.00	-25.67%	4,294,285.00	-2.14%	4,202,296.00
5. Services and Other Operating Expenditures	5000-5999	21,034,092.00	-9.16%	19,107,220.00	1.88%	19,466,988.00
6. Capital Outlay	6000-6999	1,227,315.00	-100.00%	0.00	0.00%	0.00
7. Other Outgo (excluding Transfers of Indirect Costs)	7100-7299, 7400-7499	2,996,196.00	2.37%	3,067,196.00	2.31%	3,138,196.00
8. Other Outgo - Transfers of Indirect Costs	7300-7399	(571,734.00)	0.00%	(571,734.00)	0.00%	(571,734.00)
9. Other Financing Uses						
a. Transfers Out	7600-7629	376,513.00	0.00%	376,513.00	0.00%	376,513.00
b. Other Uses	7630-7699	0.00	0.00%	0.00	0.00%	0.00
10. Other Adjustments				0.00		0.00
11. Total (Sum lines B1 thru B10)		178,726,999.00	-1.12%	176,732,766.00	1.55%	179,476,227.00
C. NET INCREASE (DECREASE) IN FUND BALANCE (Line A6 minus line B11)		(8,879,887.00)		(10,522,442.00)		(9,492,607.00)
D. FUND BALANCE						
1. Net Beginning Fund Balance (Form 01, line F1e)		40,571,974.00		31,692,087.00		21,169,645.00
2. Ending Fund Balance (Sum lines C and D1)		31,692,087.00		21,169,645.00		11,677,038.00
3. Components of Ending Fund Balance						
a. Nonspendable	9710-9719	100,060.00		100,060.00		100,060.00
b. Restricted	9740	4,221,735.00		0.00		0.00
c. Committed						
1. Stabilization Arrangements	9750	0.00		0.00		0.00
2. Other Commitments	9760	0.00		0.00		0.00
d. Assigned	9780	16,646,672.00		10,565,679.00		808,404.00
e. Unassigned/Unappropriated						
1. Reserve for Economic Uncertainties	9789	10,723,620.00		10,503,906.00		10,768,574.00
2. Unassigned/Unappropriated	9790	0.00		0.00		0.00
f. Total Components of Ending Fund Balance (Line D3f must agree with line D2)		31,692,087.00		21,169,645.00		11,677,038.00

Description	Object Codes	2021-22 Budget (Form 01) (A)	% Change (Cols. C-A/A) (B)	2022-23 Projection (C)	% Change (Cols. E-C/C) (D)	2023-24 Projection (E)
E. AVAILABLE RESERVES						
1. General Fund						
a. Stabilization Arrangements	9750	0.00		0.00		0.00
b. Reserve for Economic Uncertainties	9789	10,723,620.00		10,503,906.00		10,768,574.00
c. Unassigned/Unappropriated	9790	0.00		0.00		0.00
d. Negative Restricted Ending Balances (Negative resources 2000-9999)	979Z			0.00		0.00
2. Special Reserve Fund - Noncapital Outlay (Fund 17)						
a. Stabilization Arrangements	9750	0.00		0.00		0.00
b. Reserve for Economic Uncertainties	9789	0.00		0.00		0.00
c. Unassigned/Unappropriated	9790	0.00		0.00		0.00
3. Total Available Reserves - by Amount (Sum lines E1a thru E2c)		10,723,620.00		10,503,906.00		10,768,574.00
4. Total Available Reserves - by Percent (Line E3 divided by Line F3c)		6.00%		5.94%		6.00%
F. RECOMMENDED RESERVES						
1. Special Education Pass-through Exclusions						
For districts that serve as the administrative unit (AU) of a special education local plan area (SELPA):						
a. Do you choose to exclude from the reserve calculation the pass-through funds distributed to SELPA members?	No					
b. If you are the SELPA AU and are excluding special education pass-through funds:						
1. Enter the name(s) of the SELPA(s):						
2. Special education pass-through funds (Column A: Fund 10, resources 3300-3499, 6500-6540 and 6546, objects 7211-7213 and 7221-7223; enter projections for subsequent years 1 and 2 in Columns C and E)		0.00		0.00		0.00
2. District ADA						
Used to determine the reserve standard percentage level on line F3d						
(Col. A: Form A, Estimated P-2 ADA column, Lines A4 and C4; enter projections)		14,708.74		14,078.37		14,078.37
3. Calculating the Reserves						
a. Expenditures and Other Financing Uses (Line B11)		178,726,999.00		176,732,766.00		179,476,227.00
b. Plus: Special Education Pass-through Funds (Line F1b2, if Line F1a is No)		0.00		0.00		0.00
c. Total Expenditures and Other Financing Uses (Line F3a plus line F3b)		178,726,999.00		176,732,766.00		179,476,227.00
d. Reserve Standard Percentage Level (Refer to Form 01CS, Criterion 10 for calculation details)		3%		3%		3%
e. Reserve Standard - By Percent (Line F3c times F3d)		5,361,809.97		5,301,982.98		5,384,286.81
f. Reserve Standard - By Amount (Refer to Form 01CS, Criterion 10 for calculation details)		0.00		0.00		0.00
g. Reserve Standard (Greater of Line F3e or F3f)		5,361,809.97		5,301,982.98		5,384,286.81
h. Available Reserves (Line E3) Meet Reserve Standard (Line F3g)		YES		YES		YES

Description	Direct Costs - Interfund Transfers In 5750	Direct Costs - Interfund Transfers Out 5750	Indirect Costs - Interfund Transfers In 7350	Indirect Costs - Interfund Transfers Out 7350	Interfund Transfers In 8900-8929	Interfund Transfers Out 7600-7629	Due From Other Funds 9310	Due To Other Funds 9610
01 GENERAL FUND								
Expenditure Detail	1,916,126.00	0.00	0.00	(537,153.00)				
Other Sources/Uses Detail					0.00	1,262,478.00		
Fund Reconciliation							0.00	0.00
08 STUDENT ACTIVITY SPECIAL REVENUE FUND								
Expenditure Detail	0.00	0.00	0.00	0.00				
Other Sources/Uses Detail					0.00	0.00		
Fund Reconciliation							0.00	0.00
09 CHARTER SCHOOLS SPECIAL REVENUE FUND								
Expenditure Detail	0.00	0.00	0.00	0.00				
Other Sources/Uses Detail					0.00	0.00		
Fund Reconciliation							0.00	0.00
10 SPECIAL EDUCATION PASS-THROUGH FUND								
Expenditure Detail								
Other Sources/Uses Detail								
Fund Reconciliation							0.00	0.00
11 ADULT EDUCATION FUND								
Expenditure Detail	2,500.00	0.00	190,065.00	0.00				
Other Sources/Uses Detail					183,783.00	0.00		
Fund Reconciliation							0.00	0.00
12 CHILD DEVELOPMENT FUND								
Expenditure Detail	0.00	(1,013,621.00)	245,145.00	0.00				
Other Sources/Uses Detail					1,078,695.00	0.00		
Fund Reconciliation							0.00	0.00
13 CAFETERIA SPECIAL REVENUE FUND								
Expenditure Detail	0.00	(905,005.00)	101,943.00	0.00				
Other Sources/Uses Detail					0.00	0.00		
Fund Reconciliation							0.00	0.00
14 DEFERRED MAINTENANCE FUND								
Expenditure Detail	0.00	0.00						
Other Sources/Uses Detail					0.00	0.00		
Fund Reconciliation							0.00	0.00
15 PUPIL TRANSPORTATION EQUIPMENT FUND								
Expenditure Detail	0.00	0.00						
Other Sources/Uses Detail					0.00	0.00		
Fund Reconciliation							0.00	0.00
17 SPECIAL RESERVE FUND FOR OTHER THAN CAPITAL OUTLAY								
Expenditure Detail								
Other Sources/Uses Detail					0.00	0.00		
Fund Reconciliation							0.00	0.00
18 SCHOOL BUS EMISSIONS REDUCTION FUND								
Expenditure Detail	0.00	0.00						
Other Sources/Uses Detail					0.00	0.00		
Fund Reconciliation							0.00	0.00
19 FOUNDATION SPECIAL REVENUE FUND								
Expenditure Detail	0.00	0.00	0.00	0.00				
Other Sources/Uses Detail						0.00		
Fund Reconciliation							0.00	0.00
20 SPECIAL RESERVE FUND FOR POSTEMPLOYMENT BENEFITS								
Expenditure Detail								
Other Sources/Uses Detail					0.00	0.00		
Fund Reconciliation							0.00	0.00
21 BUILDING FUND								
Expenditure Detail	0.00	0.00						
Other Sources/Uses Detail					0.00	0.00		
Fund Reconciliation							0.00	0.00
25 CAPITAL FACILITIES FUND								
Expenditure Detail	0.00	0.00						
Other Sources/Uses Detail					0.00	0.00		
Fund Reconciliation							0.00	0.00
30 STATE SCHOOL BUILDING LEASE/PURCHASE FUND								
Expenditure Detail	0.00	0.00						
Other Sources/Uses Detail					0.00	0.00		
Fund Reconciliation							0.00	0.00
35 COUNTY SCHOOL FACILITIES FUND								
Expenditure Detail	0.00	0.00						
Other Sources/Uses Detail					0.00	0.00		
Fund Reconciliation							0.00	0.00
40 SPECIAL RESERVE FUND FOR CAPITAL OUTLAY PROJECTS								
Expenditure Detail	0.00	0.00						
Other Sources/Uses Detail					0.00	0.00		
Fund Reconciliation							0.00	0.00
49 CAP PROJ FUND FOR BLENDED COMPONENT UNITS								
Expenditure Detail	0.00	0.00						
Other Sources/Uses Detail					0.00	0.00		
Fund Reconciliation							0.00	0.00
51 BOND INTEREST AND REDEMPTION FUND								
Expenditure Detail								
Other Sources/Uses Detail					0.00	0.00		
Fund Reconciliation							0.00	0.00
52 DEBT SVC FUND FOR BLENDED COMPONENT UNITS								
Expenditure Detail								
Other Sources/Uses Detail					0.00	0.00		
Fund Reconciliation							0.00	0.00
53 TAX OVERRIDE FUND								
Expenditure Detail								
Other Sources/Uses Detail					0.00	0.00		
Fund Reconciliation							0.00	0.00
56 DEBT SERVICE FUND								
Expenditure Detail								
Other Sources/Uses Detail					0.00	0.00		
Fund Reconciliation							0.00	0.00
57 FOUNDATION PERMANENT FUND								
Expenditure Detail	0.00	0.00	0.00	0.00				
Other Sources/Uses Detail						0.00		
Fund Reconciliation							0.00	0.00

Description	Direct Costs - Interfund Transfers In 5750	Direct Costs - Interfund Transfers Out 5750	Indirect Costs - Interfund Transfers In 7350	Indirect Costs - Interfund Transfers Out 7350	Interfund Transfers In 8900-8929	Interfund Transfers Out 7600-7629	Due From Other Funds 9310	Due To Other Funds 9610
61 CAFETERIA ENTERPRISE FUND								
Expenditure Detail	0.00	0.00	0.00	0.00				
Other Sources/Uses Detail					0.00	0.00		
Fund Reconciliation							0.00	0.00
62 CHARTER SCHOOLS ENTERPRISE FUND								
Expenditure Detail	0.00	0.00	0.00	0.00				
Other Sources/Uses Detail					0.00	0.00		
Fund Reconciliation							0.00	0.00
63 OTHER ENTERPRISE FUND								
Expenditure Detail	0.00	0.00						
Other Sources/Uses Detail					0.00	0.00		
Fund Reconciliation							0.00	0.00
66 WAREHOUSE REVOLVING FUND								
Expenditure Detail	0.00	0.00						
Other Sources/Uses Detail					0.00	0.00		
Fund Reconciliation							0.00	0.00
67 SELF-INSURANCE FUND								
Expenditure Detail	0.00	0.00						
Other Sources/Uses Detail					0.00	0.00		
Fund Reconciliation							0.00	0.00
71 RETIREE BENEFIT FUND								
Expenditure Detail								
Other Sources/Uses Detail					0.00			
Fund Reconciliation							0.00	0.00
73 FOUNDATION PRIVATE-PURPOSE TRUST FUND								
Expenditure Detail	0.00	0.00						
Other Sources/Uses Detail					0.00			
Fund Reconciliation							0.00	0.00
76 WARRANT/PASS-THROUGH FUND								
Expenditure Detail								
Other Sources/Uses Detail								
Fund Reconciliation							0.00	0.00
95 STUDENT BODY FUND								
Expenditure Detail								
Other Sources/Uses Detail								
Fund Reconciliation							0.00	0.00
TOTALS	1,918,626.00	(1,918,626.00)	537,153.00	(537,153.00)	1,262,478.00	1,262,478.00	0.00	0.00

Description	Direct Costs - Interfund Transfers In 5750	Direct Costs - Interfund Transfers Out 5750	Indirect Costs - Interfund Transfers In 7350	Indirect Costs - Interfund Transfers Out 7350	Interfund Transfers In 8900-8929	Interfund Transfers Out 7600-7629	Due From Other Funds 9310	Due To Other Funds 9610
01 GENERAL FUND								
Expenditure Detail	0.00	(170,500.00)	0.00	(571,734.00)				
Other Sources/Uses Detail					0.00	376,513.00		
Fund Reconciliation								
08 STUDENT ACTIVITY SPECIAL REVENUE FUND								
Expenditure Detail	0.00	0.00	0.00	0.00				
Other Sources/Uses Detail					0.00	0.00		
Fund Reconciliation								
09 CHARTER SCHOOLS SPECIAL REVENUE FUND								
Expenditure Detail	0.00	0.00	0.00	0.00				
Other Sources/Uses Detail					0.00	0.00		
Fund Reconciliation								
10 SPECIAL EDUCATION PASS-THROUGH FUND								
Expenditure Detail								
Other Sources/Uses Detail								
Fund Reconciliation								
11 ADULT EDUCATION FUND								
Expenditure Detail	4,575.00	0.00	147,003.00	0.00				
Other Sources/Uses Detail					0.00	0.00		
Fund Reconciliation								
12 CHILD DEVELOPMENT FUND								
Expenditure Detail	89,727.00	0.00	207,976.00	0.00				
Other Sources/Uses Detail					376,513.00	0.00		
Fund Reconciliation								
13 CAFETERIA SPECIAL REVENUE FUND								
Expenditure Detail	76,198.00	0.00	216,755.00	0.00				
Other Sources/Uses Detail					0.00	0.00		
Fund Reconciliation								
14 DEFERRED MAINTENANCE FUND								
Expenditure Detail	0.00	0.00						
Other Sources/Uses Detail					0.00	0.00		
Fund Reconciliation								
15 PUPIL TRANSPORTATION EQUIPMENT FUND								
Expenditure Detail	0.00	0.00						
Other Sources/Uses Detail					0.00	0.00		
Fund Reconciliation								
17 SPECIAL RESERVE FUND FOR OTHER THAN CAPITAL OUTLAY								
Expenditure Detail								
Other Sources/Uses Detail					0.00	0.00		
Fund Reconciliation								
18 SCHOOL BUS EMISSIONS REDUCTION FUND								
Expenditure Detail	0.00	0.00						
Other Sources/Uses Detail					0.00	0.00		
Fund Reconciliation								
19 FOUNDATION SPECIAL REVENUE FUND								
Expenditure Detail	0.00	0.00	0.00	0.00				
Other Sources/Uses Detail						0.00		
Fund Reconciliation								
20 SPECIAL RESERVE FUND FOR POSTEMPLOYMENT BENEFITS								
Expenditure Detail								
Other Sources/Uses Detail					0.00	0.00		
Fund Reconciliation								
21 BUILDING FUND								
Expenditure Detail	0.00	0.00						
Other Sources/Uses Detail					0.00	0.00		
Fund Reconciliation								
25 CAPITAL FACILITIES FUND								
Expenditure Detail	0.00	0.00						
Other Sources/Uses Detail					0.00	0.00		
Fund Reconciliation								
30 STATE SCHOOL BUILDING LEASE/PURCHASE FUND								
Expenditure Detail	0.00	0.00						
Other Sources/Uses Detail					0.00	0.00		
Fund Reconciliation								
35 COUNTY SCHOOL FACILITIES FUND								
Expenditure Detail	0.00	0.00						
Other Sources/Uses Detail					0.00	0.00		
Fund Reconciliation								
40 SPECIAL RESERVE FUND FOR CAPITAL OUTLAY PROJECTS								
Expenditure Detail	0.00	0.00						
Other Sources/Uses Detail					0.00	0.00		
Fund Reconciliation								
49 CAP PROJ FUND FOR BLENDED COMPONENT UNITS								
Expenditure Detail	0.00	0.00						
Other Sources/Uses Detail					0.00	0.00		
Fund Reconciliation								
51 BOND INTEREST AND REDEMPTION FUND								
Expenditure Detail								
Other Sources/Uses Detail					0.00	0.00		
Fund Reconciliation								
52 DEBT SVC FUND FOR BLENDED COMPONENT UNITS								
Expenditure Detail								
Other Sources/Uses Detail					0.00	0.00		
Fund Reconciliation								
53 TAX OVERRIDE FUND								
Expenditure Detail								
Other Sources/Uses Detail					0.00	0.00		
Fund Reconciliation								
56 DEBT SERVICE FUND								
Expenditure Detail								
Other Sources/Uses Detail					0.00	0.00		
Fund Reconciliation								
57 FOUNDATION PERMANENT FUND								
Expenditure Detail	0.00	0.00	0.00	0.00				
Other Sources/Uses Detail						0.00		
Fund Reconciliation								

Description	Direct Costs - Interfund Transfers In 5750	Direct Costs - Interfund Transfers Out 5750	Indirect Costs - Interfund Transfers In 7350	Indirect Costs - Interfund Transfers Out 7350	Interfund Transfers In 8900-8929	Interfund Transfers Out 7600-7629	Due From Other Funds 9310	Due To Other Funds 9610
61 CAFETERIA ENTERPRISE FUND								
Expenditure Detail	0.00	0.00	0.00	0.00				
Other Sources/Uses Detail					0.00	0.00		
Fund Reconciliation								
62 CHARTER SCHOOLS ENTERPRISE FUND								
Expenditure Detail	0.00	0.00	0.00	0.00				
Other Sources/Uses Detail					0.00	0.00		
Fund Reconciliation								
63 OTHER ENTERPRISE FUND								
Expenditure Detail	0.00	0.00						
Other Sources/Uses Detail					0.00	0.00		
Fund Reconciliation								
66 WAREHOUSE REVOLVING FUND								
Expenditure Detail	0.00	0.00						
Other Sources/Uses Detail					0.00	0.00		
Fund Reconciliation								
67 SELF-INSURANCE FUND								
Expenditure Detail	0.00	0.00						
Other Sources/Uses Detail					0.00	0.00		
Fund Reconciliation								
71 RETIREE BENEFIT FUND								
Expenditure Detail								
Other Sources/Uses Detail					0.00			
Fund Reconciliation								
73 FOUNDATION PRIVATE-PURPOSE TRUST FUND								
Expenditure Detail	0.00	0.00						
Other Sources/Uses Detail					0.00			
Fund Reconciliation								
76 WARRANT/PASS-THROUGH FUND								
Expenditure Detail								
Other Sources/Uses Detail								
Fund Reconciliation								
95 STUDENT BODY FUND								
Expenditure Detail								
Other Sources/Uses Detail								
Fund Reconciliation								
TOTALS	170,500.00	(170,500.00)	571,734.00	(571,734.00)	376,513.00	376,513.00		

Burbank Unified School District 2020-21 Estimated Actuals & 2021-22 Proposed Budget

Matt Hill, Superintendent
Debbie Kukta, Assistant Superintendent, Administrative Services
Alyssa Low, Director, Fiscal Services
Carin Wantland, Assistant Supervisor of Budget and Finance

The Budget Cycle

Report	Description	Due
Adopted Budget	**Details spending plan of District and includes estimated actual ending balances for prior fiscal year**	**On or before July 1**
First Interim	Actual revenues and expense July 1 to October 31 with projections for remainder of current and 2 future fiscal years	On or before December 15
Second Interim	Same as above but for period July 1 to January 31	On or before March 15
Unaudited Actuals	Details actual ending balances, all revenues and expenditures for year ended June 30	On or before September 15

State Budget Proposal for 2021-22

- Cost of Living Adjustment (COLA) - *It's important to see where we've come in a year*

	2020-21	2021-2022	2022-23	2023-24
Statutory COLA	2.31%	2.48%	3.26%	N/A
Deficit Factor	10.0%	12.18%	14.95%	N/A
Effective Deficit Factor	-7.92%	-7.92%	-7.92%	N/A
Proposed Governor's Budget 2021-22	0.00%	3.84%	1.28%	1.61%
Proposed May Revise 2021-22	0.00%	5.07%	2.48%	3.11%

- CalSTRS and CalPERS employer contributions:

	2020-21	2021-22	2022-23	2023-24
CalSTRS	16.15%	15.92%	18.00%	18.00%
CalSTRS- May Revise 2021-22	16.15%	16.92%	19.10%	19.10%
CalPERS	20.70%	23.00%	26.30%	27.30%
CalPERS - May Revise 2021-22	20.70%	22.91%	26.10%	27.10%

Proposed Budget Assumptions

Revenue assumption

- Projected ADA- based on 96% of enrollment

2020-21	2021-22	2022-23	2023-24
14,699.75	14,699.75	14,078.37	14,078.37

- One-Time Federal Funding increased considerably in 2020-21
  - Annual Federal funded programs remain flat
- Assumes all changes that were presented by the Governor in the May Revise

General Fund
2021-22 Proposed Adopted Budget
Revenues

Unrestricted / Restricted Combined	2020-21 Estimated Actuals	2021-22 Proposed Budget	2022-23 Projected Budget	2023-24 Projected Budget
LCFF Source Revenues	$138,732,136	$145,444,297	$142,215,149	$145,671,521
Federal Revenues	34,002,975	5,857,589	5,857,589	5,857,589
Other State Revenues	31,629,162	16,066,681	15,659,041	15,975,965
Other Local Revenues	3,088,809	2,478,545	2,478,545	2,478,545
Total	**$207,453,082**	**$169,847,112**	**$166,210,324**	**$169,983,620**

2021-22 Proposed General Fund Revenue Summary

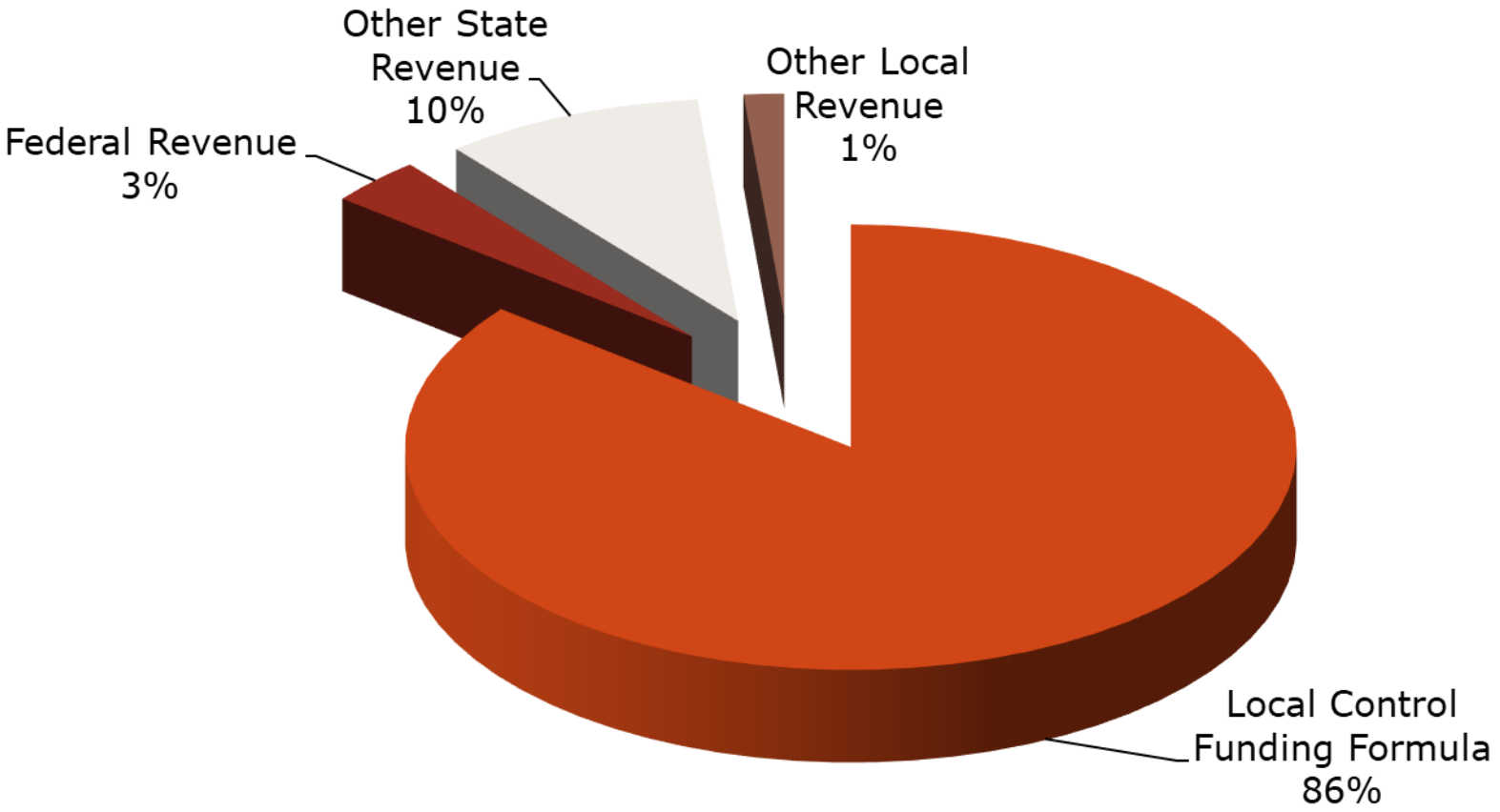

General Fund
2021-22 Proposed Adopted Budget
Expenditures

- Step and Column increases
- Consumer Price Index – CPI

2020-21	2021-22	2022-23	2023-24
2.14%	3.84%	2.40%	2.23%

- Operational Site Budgets
- One-Time COVID funding plan
- AB86 Plan and LCAP Plan
- STRS/PERS changes
- MOUs with Collective Bargaining Units

One-Time COVID Funding Expenditure Plan Overview

	Estimated Actuals 2020-21	Adopted Budget 2021-22	Projected Budget 2022-23
Certificated Salaries	$ 7,506,965	$ 7,180,882	$2,293,814
Classified Salaries	1,341,527	989,951	94,476
Benefits	2,364,430	2,575,468	219,421
Books and Supplies	3,739,588	1,587,848	175,000
Services	4,151,681	3,076,932	415,400
Capital Outlay	61,995	948,800	-0-
Indirect	435,286	919,187	531,922
Food Services Meal Distribution Support	964,762	-0-	-0-
Total	**$20,566,234**	**$17,279,068**	**$3,730,033**

General Fund
2021-22 Proposed Adopted Budget
Expenditures

Unrestricted / Restricted Expenditures	Estimated Actuals 2020-21	Proposed Budget 2021-22	Projected Budget 2022-23	Projected Budget 2023-24
Certificated Salaries	$76,894,729	$75,655,537	$75,482,000	$76,508,732
Classified Salaries	27,439,869	30,690,953	30,879,345	31,555,475
Employee Benefits	36,156,623	41,540,729	44,097,942	44,799,760
Books, Supplies	16,450,809	5,777,398	4,294,285	4,202,297
Services/Other Operations	22,205,106	21,034,092	19,107,220	19,466,988
Capital Outlay	272,594	1,227,315	-0-	-0-
Other Outgo	2,545,313	2,424,462	2,495,462	2,566,462
Total	**$181,965,043**	**$178,350,486**	**$176,356,254**	**$179,099,714**

Contributions

Program Contributions from General Fund Unrestricted to Restricted:

	2020-21	2021-22	2022-23	2023-24
Special Education	($19,650,194)	($21,787,567)	($24,352,141)	($26,210,924)
Routine Restricted Maintenance	(5,411,806)	(5,387,443)	(5,190,520)	(5,490,651)
District Rentals Revenue	45,044	226,479	158,790	144,590
Total	**($25,016,956)**	**($26,948,531)**	**($29,383,871)**	**($31,556,985)**

Program Contributions from General Fund Unrestricted to Other Funds:

	2020-21	2021-22	2022-23	2023-24
Fund 11 – FACTS	$183,782	$-0-	$-0-	$-0-
Fund 12 – Child Development Fund	1,078,695	312,201	312,201	312,201
Fund 12 – Child Development Fund - LCAP Supplemental	-0-	64,312	64,312	64,312
Total	**$1,262,477**	**$376,513**	**$376,513**	**$376,513**

2021-22 Proposed General Fund Expenditure Summary

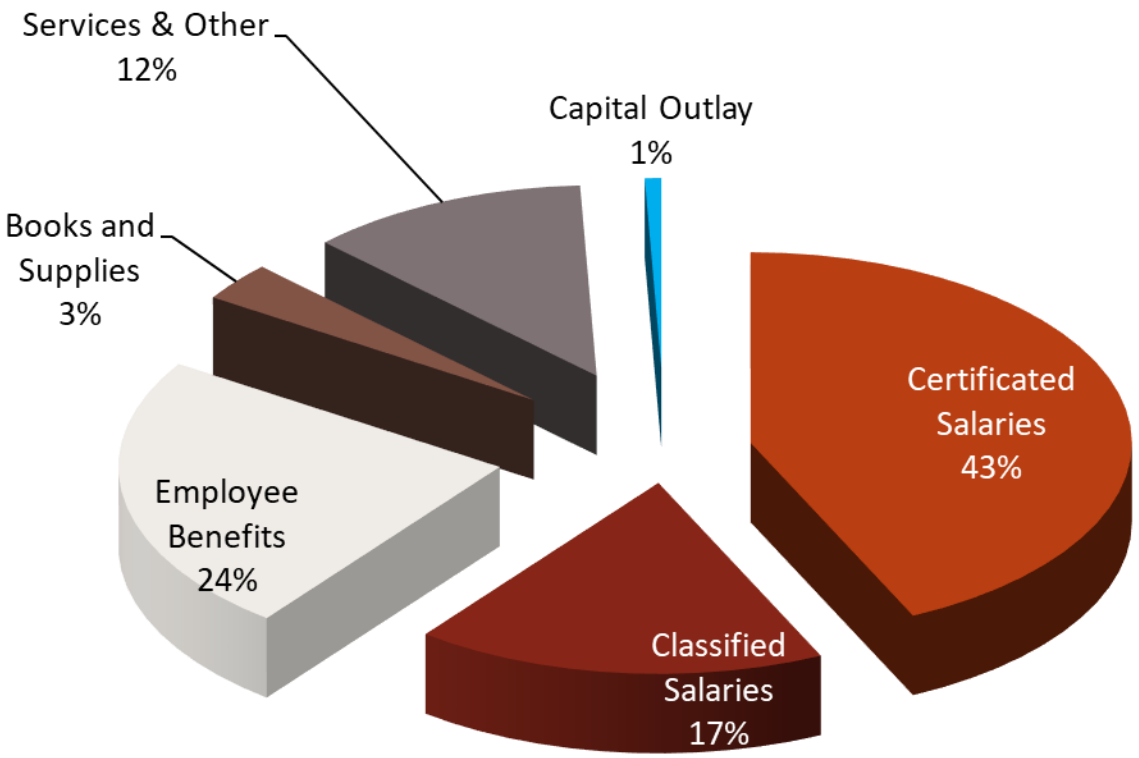

Total Salary and Benefits: 84%

2021-22 Proposed Adopted Budget
Unrestricted General Fund
Multi-Year Projection

	2021-21	2021-22	2022-23	2023-24
Beginning Fund Balance	$ 9,176,353	$ 19,196,359	$ 27,470,352	$ 21,169,645
Total Revenues	142,488,721	149,200,882	145,755,063	149,230,973
Total Expenditures	132,468,715	140,926,889	152,055,770	158,723,581
Net Increase/(Decrease)	10,020,006	8,273,993	(6,300,707)	(9,492,608)
Ending Fund Balance	$ 19,196,359	$ 27,470,352	$ 21,169,645	$ 11,677,037
Components of Ending Fund Balance:				
Non-Spendable - Revolving Cash	$ 25,060	$ 25,060	$ 25,060	$ 25,060
Non-Spendable - Stores	75,000	75,000	75,000	75,000
Other Assignments	8,102,647	16,646,672	10,465,619	808,404
3% Reserve for Economic Uncertainties	5,496,826	5,361,810	5,301,983	5,384,287
Board Approved Reserve	5,496,826	5,361,810	5,301,983	5,384,287
Unassigned/Unappropriated	-	-	-	-
Unrestricted Salaries and Benefits, % of Expenditures	73.00%	72.60%	72.21%	71.85%
Unrestricted Salaries and Benefits, % of Revenues	67.86%	68.57%	75.33%	76.42%

Note: Columns may not add up due to rounding

Ending Fund Balance in Excess of Reserve for Economic Uncertainties (REU)

Per Ed Code Section 42127(a)(2)(B) Districts must provide information at a public hearing prior to budget adoption on all balances assigned and unassigned in excess of the minimum recommended reserve for economic uncertainties (REU)

2021-22 Proposed Adopted Budget
Unrestricted General Fund
Multi-Year Projection

	2021-21	2021-22	2022-23	2023-24
Beginning Fund Balance	$ 9,176,353	$ 19,196,359	$ 27,470,352	$ 21,169,645
Total Revenues	142,488,721	149,200,882	145,755,063	149,230,973
Total Expenditures	132,468,715	140,926,889	152,055,770	158,723,581
Net Increase/(Decrease)	10,020,006	8,273,993	(6,300,707)	(9,492,608)
Ending Fund Balance	$ 19,196,359	$ 27,470,352	$ 21,169,645	$ 11,677,037
Components of Ending Fund Balance:				
Non-Spendable - Revolving Cash	$ 25,060	$ 25,060	$ 25,060	$ 25,060
Non-Spendable - Stores	75,000	75,000	75,000	75,000
Other Assignments	8,102,647	16,646,672	10,465,619	808,404
3% Reserve for Economic Uncertainties	5,496,826	5,361,810	5,301,983	5,384,287
Board Approved Reserve	5,496,826	5,361,810	5,301,983	5,384,287
Unassigned/Unappropriated	-	-	-	-
Unrestricted Salaries and Benefits, % of Expenditures	73.00%	72.60%	72.21%	71.85%
Unrestricted Salaries and Benefits, % of Revenues	67.86%	68.57%	75.33%	76.42%

Note: Columns may not add up due to rounding

Burbank Unified School District Educational Protection Account – EPA Spending Plan 2021-22

Matt Hill, Superintendent
Debbie Kukta, Assistant Superintendent, Administrative Services
Alyssa Low, Director, Fiscal Services
Carin Wantland, Assistant Supervisor of Budget and Finance

EPA Spending Plan

- Educational Protection Account is an accumulation of new revenues generated by Proposition 30
- The District must have the Board of Education approve a Resolution for LA County of Education outlining our spending plan.
- The EPA funds are part of the LCFF funding formula which is estimated to be **$21,626,300** for 2021-22 Fiscal Year
- The District plans to spend 100% on Certificated teacher salaries and related benefits.
- Revenue and Expenditures must be posted on the District website.
- The EPA must be audited by our external auditors

Questions?

Burbank Unified School District
Administrative Services

REPORT TO THE BOARD

TO:	Members of the Board of Education
FROM:	Debbie Kukta, Assistant Superintendent, Administrative Services
PREPARED BY:	Alyssa Low, Director Fiscal Services
SUBMITTED BY:	Ruthie DiFonzo, Senior Administrative Assistant
DATE:	June 17, 2021
SUBJECT:	Report on Excess Reserves

Background:

Per Education Code Section 42127(a)(2)(B), districts that propose to adopt a budget that includes a combined assigned and unassigned ending fund balance in excess of the minimum recommended reserve for economic uncertainties (REU) must provide the following information at the public hearing for their proposed budget prior to budget adoption:

- The minimum reserve for REU level required in each year identified in the budget
- The amount of assigned and unassigned ending fund balance that exceeds the REU in each year
- Reasons for the REU being greater than the minimum

District's required REU level:

The District is required to retain a 3% REU, the Board of Education recognizing their duty to maintain fiscal solvency set Board policy to reserve an additional 3%.

District's Assigned and Unassigned Ending Fund Balances:

	2021-22	2022-23	2023-24
Beginning Balance	$19,196,359	$27,470,352	$21,169,645
Revenue	$149,200,882	$145,755,063	$149,230,973
Expense	$140,926,889	$152,055,770	$158,723,581
Non-Spendable	$100,060	$100,060	$100,060
Vacation Liability	$272,000	$272,000	$272,000
CSEA Job Study	$390,000	$390,000	$390,000

Assigned LCAP Supplemental	$2,593,999	$-0-	$-0-
Fiscal Stability Assignment	$13,390,673	$9,803,619	$146,404
Reserve (REU) 3%	$5,361,810	$5,301,983	$5,384,287
Board REU up to 3%	$5,361,810	$5,301,983	$5,384,287
Unassigned Fund Balance	$-0-	$-0-	$-0-

District's Reasons for Unassigned Ending Fund Balance in Excess of REU:

It is prudent for the District to carry an amount over the required and Board approved reserved to protect against the volatility of state revenues.

Financial Impact:
None

Recommendations:
Debbie Kukta, Assistant Superintendent, Administrative Services, will report on the Ending Fund Balance in Excess of reserve for economic uncertainties (REU), as presented.

Burbank Unified School District
Administrative Services

REPORT TO THE BOARD

TO:	Members of the Board of Education
FROM:	Debbie Kukta, Assistant Superintendent, Administrative Services
PREPARED BY:	Alyssa Low, Director, Fiscal Services
SUBMITTED BY:	Ruthie DiFonzo, Senior Administrative Assistant
DATE:	June 17, 2021
SUBJECT:	Report on the Education Protection Account (EPA) 2021-2022

Background:
Proposition 30, The Schools and Local Public Safety Protection Act of 2012, approved by the voters on November 6, 2012 temporarily increases the states sales tax rate for all taxpayers and the personal income tax rates for upper-income taxpayers.

The new revenues generated from Proposition 30 are deposited into a State account called the Education Protection Account (EPA). EPA funds are based on the proportionate share of the statewide revenue limit amount. A corresponding reduction is made to the local education agency's (LEA's) Local Control Funding Formula (LCFF) equal to the amount of their EPA entitlement.

California School District funding is now comprised of three funding sources: State Aid, EPA and Property Taxes. The addition of the EPA funding source does not increase the amount of LCFF due to the District. The state aid portion is decreased accordingly.

Discussion/Issues:
At the beginning of each year, the Department of Finance will estimate the amount that will be transferred into the EPA. The 2021-2022 estimate of the EPA is the funds will be distributed in equal payments quarterly during the last 10 days of September, December, March and June.

EPA revenue funds will be deposited into restricted resource 1400, using revenue object code 8012.

Along with EPA came additional reporting requirements:

1) Each year the Board of Education must approve a spending plan for the EPA money (LACOE is requesting approval in the form of a board resolution).
2) The EPA funds cannot be used for the salaries or benefits of administrators or administrative costs.
3) The District must publish on its website the amount of EPA money received and how it was spent.
4) An annual audit will be required to verify that EPA funds were spent in accordance with the requirements of Proposition 30. The cost of this audit can be paid with EPA funds.
5) For fiscal years 2013-2014 through 2021-2022 the spending plan must be approved at the time the budget is adopted.

Spending Plan:
The District plans to use 100% of the EPA funding for certificated teacher salaries and related benefits. The estimated EPA for fiscal year 2021-2022 is $21,626,300.

Financial Impact:
None

Recommendations:
Debbie Kukta, Assistant Superintendent, Administrative Services, will report on the Education Protection Account (EPA) 2021-2022, as presented.

Burbank Unified School District
Administrative Services

REPORT TO THE BOARD

TO:	Members of the Board of Education
FROM:	Debbie Kukta, Assistant Superintendent, Administrative Services
PREPARED BY:	Alyssa Low, Director, Fiscal Services
SUBMITTED BY:	Ruthie DiFonzo, Senior Administrative Assistant
DATE:	June 17, 2021
SUBJECT:	Adoption of Resolution 47 Regarding the Education Protection Account (EPA) 2021-2022

Background:
Proposition 30, The Schools and Local Public Safety Protection Act of 2012, approved by the voters on November 6, 2012 temporarily increases the states sales tax rate for all taxpayers and the personal income tax rates for upper-income taxpayers.

The new revenues generated from Proposition 30 are deposited into a State account called the Education Protection Account (EPA). EPA funds are based on the proportionate share of the statewide revenue limit amount. A corresponding reduction is made to the local education agency's (LEA's) Local Control Funding Formula (LCFF) equal to the amount of their EPA entitlement.

California School District funding is comprised of three funding sources: State Aid, EPA and Property Taxes. The addition of the EPA funding source does not increase the amount of LCFF due to the District. The state aid portion is decreased accordingly.

Discussion/Issues:
At the beginning of each year, the Department of Finance will estimate the amount that will be transferred into the EPA. The 2021-2022 estimate of the EPA is the funds will be distributed in equal payments quarterly during the last 10 days of September, December, March and June.

EPA revenue funds will be deposited into restricted resource 1400, using revenue object code 8012.

Along with EPA came additional reporting requirements:

1) Each year the Board of Education must approve a spending plan for the EPA money (LACOE is requesting approval in the form of a board resolution).
2) The EPA funds cannot be used for the salaries or benefits of administrators or administrative costs.
3) The District must publish on its website the amount of EPA money received and how it was spent.
4) An annual audit will be required to verify that EPA funds were spent in accordance with the requirements of Proposition 30. The cost of this audit can be paid with EPA funds.
5) For fiscal years 2013-2014 through 2021-2022 the spending plan must be approved at the time the budget is adopted.

Spending Plan:
The District plans to use 100% of the EPA funding for certificated teacher salaries and related benefits. The estimated EPA for fiscal year 2021-2022 is $21,626,300

Financial Impact:
None

Recommendations:
Debbie Kukta, Assistant Superintendent, Administrative Services, recommends that the Board of Education adopt Resolution 47 Regarding the Education Protection Account (EPA) 2021-2022 for the portion of the state aid (Local Control Funding Formula (LCFF) Funds) identified as the EPA, which is 15% of the Districts total state funding, and proposes the funds be spent on the current costs of certificated teacher salaries and benefits, as presented.

RESOLUTION NO. 47
RESOLUTION OF THE BOARD OF EDUCATION OF THE BURBANK UNIFIED SCHOOL DISTRICT REGARDING THE EDUCATION PROTECTION ACCOUNT – 2021-2022

WHEREAS, the voters approved Proposition 30 on November 6, 2012;

WHEREAS, Proposition 30 added Article XIII, Section 36 to the California Constitution effective November 7, 2012;

WHEREAS, the provisions of Article XIII, Section 36(e) create in the state General Fund an Education Protection Account to receive and disburse the revenues derived from the incremental increases in taxes imposed by Article XIII, Section 36(f);

WHEREAS, before June 30th of each year, the Director of Finance shall estimate the total amount of additional revenues, less refunds that will be derived from the incremental increases in tax rates made pursuant to Article XIII, Section 36(f) that will be available for transfer into the Education Protection Account during the next fiscal year;

WHEREAS, if the sum determined by the State Controller is positive, the State Controller shall transfer the amount calculated into the Education Protection Account within ten days preceding the end of the fiscal year;

WHEREAS, all monies in the Education Protection Account are hereby continuously appropriated for the support of school districts, county offices of education, charter schools and community college districts;

WHEREAS, monies deposited in the Education Protection Account shall not be used to pay any costs incurred by the Legislature, the Governor or any agency of state government;

WHEREAS, a community college district, county office of education, school district, or charter school shall have the sole authority to determine how the monies received from the Education Protection Account are spent in the school or schools within its jurisdiction;

WHEREAS, the governing board of the district shall make the spending determinations with respect to monies received from the Education Protection Account in open session of a public meeting of the governing board;

WHEREAS, the monies received from the Education Protection Account shall not be used for salaries or benefits for administrators or any other administrative cost;

WHEREAS, each community college district, county office of education, school district and charter school shall annually publish on its Internet website an accounting of how much money was received from the Education Protection Account and how that money was spent;

WHEREAS, the annual independent financial and compliance audit required of community college districts, county offices of education, school districts and charter schools shall ascertain and verify whether the funds provided from the Education Protection Account have been properly disbursed and expended as required by Article XIII, Section 36 of the California Constitution;

WHEREAS, expenses incurred by community college districts, county offices of education, school districts and charter schools to comply with the additional audit requirements of Article XIII, Section 36 may be paid with funding from the Education Protection Act and shall not be considered administrative costs for purposes of Article XIII, Section 36.

NOW, THEREFORE, be it resolved, determined and ordered by the Board of Education of the Burbank Unified School District as follows:

1. The monies received from the Education Protection Account shall be spent as required by Article XIII, Section 36 and the spending determinations on how the money will be spent shall be made in open session of a public meeting of the governing board of Burbank Unified School District;

2. In compliance with Article XIII, Section 36(e), with the California Constitution, the governing board of the Burbank Unified School District has determined to spend the monies received from the Education Protection Act on certificated teacher salaries and benefits.

PASSED AND ADOPTED this day, June 17, 2021, by the following vote:

AYES:

NOES:

ABSTAIN:

ABSENT:

APPROVED:

_____
President of the Board of Education of the
Burbank Unified School District

Attest:

_____
Clerk of the Board of Education of the
Burbank Unified School District

Burbank Unified School District
Office of the Superintendent

REPORT TO THE BOARD

TO:	Members of the Board of Education
FROM:	Matt Hill, Superintendent
PREPARED BY:	Kimberley Clark, Executive Assistant to the Superintendent
SUBMITTED BY:	Kimberley Clark, Executive Assistant to the Superintendent
DATE:	June 17, 2021
SUBJECT:	Second Reading and Approval of BUSD District-Wide Goals for 2021-2022

Background:

Each year the Board of Education meets to review the current-year District-Wide Goals. With the implementation of the Local Control Funding Formula (LCFF), the state of California requires an annual adoption of the Local Control Accountability Plan (LCAP) which includes the District's goals. The LCAP is the accountability tool that describes for the District the goals—and specific actions to achieve the goals— and is aligned with the District-adopted budget.

Discussion/Issues:

The District-Wide Goals were initially developed in September 2014 by District staff working collaboratively with the LCAP Advisory Committee to ensure that the goals encompassed the state priorities. The District-Wide Goals were last updated and approved on June 20, 2019, for the 2019-2020 school year.

On Saturday, May 15, 2021, the District held a Special Board Meeting to conduct a Study Session for senior staff to receive input from the Board of Education in order to revise the Goals for the 2021-2022 school year. A draft of the proposed Goals developed during the Study Session was presented to the Board for a first reading on June 3, 2021 and additional changes were requested as indicated on the attached document.

Fiscal Impact:

The BUSD District-Wide Goals serve to guide and direct priorities for District resources including staff emphasis, time, and District budget development for 2021-2022.

Recommendation:

Matt Hill, Superintendent, will facilitate a second reading and recommends that the Board of Education approve the BUSD District-Wide Goals for 2021-2022, as presented

Districtwide Goals 2021-2022

SECOND READING: June 17, 2021

1. **Students will be career/college ready via high-quality instruction**
   - 1.1 Continue to promote a culture of academic success and implement proactive interventions to decrease the number of D and F grades in secondary schools and the number of 1 and 2 grades in elementary schools by 3%.
   - 1.2 Increase the number of high school students who have completed a-g requirements for college eligibility by 2%.
   - 1.3 Increase student opportunities for achievement and success in Career Technical Education (CTE) classes and programs; increase the number of dual enrollment classes with our community college partners; and expand and strengthen career pathways that lead to work and/or continuing education.
   - 1.4 Expand distance learning opportunities (Independent Learning Academy (ILA) for grades 7-12 and independent studies for grades TK-6) to meet the needs of students who do not return to in-person learning.
   - 1.5 Increase the percentage of English learner (EL) students reclassified as proficient in English and continue to monitor the progress of students in all academic areas by 2%.
   - 1.6 ~~Continue to implement the Special Education~~Review and prioritize strategies within all Master Plans and report back to the Board.
   - 1.7 Maintain access to visual and performing arts education and implement the BUSD Arts for All Plan.
   - 1.8 Develop interventions and supports for students impacted by COVID.
   - 1.9 ~~Develop~~ Form a committee to ~~review~~ develop a plan to ~~the possibility of providing~~provide students ~~within~~ with up to ~~four years the opportunity to complete~~ two years of community college and/or apprenticeship experience before they graduate, with a goal of implementation by 2025-2026.

2. **Students will be physically, emotionally, and mentally healthy**
   - 2.1 Increase mental health resources via a trauma-informed approach (using COVID Stimulus funding) and work with students to communicate resources to increase the percentage of students who report via a survey “my school provides resources for supporting students’ mental health” by 5%.
   - 2.2 Continue to implement Positive Behavior Intervention and Supports (PBIS) and other interventions to maintain or decrease absenteeism and suspension rates on the California Dashboard.

3. **Recruit and retain highly qualified employees**
   - 3.1 Develop a plan with the Employee Resource Group (ERG) to recruit, hire, and retain highly qualified, talented, and diverse employees.
   - 3.2 Implement professional development focused on Diversity, Equity, and Inclusion.

4. Maintain efficient and effective operations

4.1 Work with the Superintendent's Budget Advisory Committee to identify efficiencies, identify cost-saving opportunities, and develop a system or process to provide increased transparency about the District's financial and budget information.

4.2 Continue construction/modernization projects according to the General Obligation Bond Implementation Plan (Measure S).

4.3 Develop a long-term facilities maintenance plan to ensure our school facilities are and will be cared for appropriately.

4.4 Evaluate the ongoing role and responsibilities of the School Facilities Oversight Committee as the last major bond project is underway, and Measure S bond funds will soon be exhausted.

4.5 Develop a process to allow for an innovative and equitable fundraising pathway for new programs.

4.6 Review and prioritize strategies within the Communications Plan.

Burbank Unified School District
Instructional Services

REPORT TO THE BOARD

TO:	Members of the Board of Education
FROM:	Peter Knapik, Director, Elementary Education
PREPARED BY:	Jennifer Goldenberg, TOSA, Coordinator of English Learner Services, TK-12
SUBMITTED BY:	Gabriella Platten, Administrative Secretary
DATE:	June 17, 2021
SUBJECT:	Report on the Recommendations to the Board of Education from the District English Learner Advisory Committee and First Reading of the English Leaner Master Plan

---

Background:

Each California public school district, grades kindergarten through 12, with 51 or more English learners must form a District-level English Learner Advisory Committee (DELAC) or subcommittee of an existing district-wide advisory committee. A requirement of the DELAC is as follows:

1. The DELAC, or subcommittee on English learner education, shall advise the district's local governing board (e.g., in person, by letters/reports, or through an administrator) on programs and services for English learners.

2. The DELAC shall be responsible for advising the district's local governing board on the following tasks:
   a. Development of a district master plan for education programs and services for English learners. The district master plan will take into consideration the school site plans.
   b. Conducting a district-wide needs assessment on a school-by-school basis.
   c. Establishment of district program, goals, and objectives for programs and services for English learners.
   d. Development of a plan to ensure compliance with any applicable teacher and/or teacher aide requirements.
   e. Review and comment on the school district reclassification procedures.
   f. Review and comment on the written notifications required to be sent to parents and guardians.

Additionally, the district shall provide appropriate training materials and training, planned with consultation with committee members, to assist members in carrying out their legal advisory responsibilities.

The consolidated application shall also include certifications by appropriate district advisory committees that the application was developed with review and advice of those committees.

DRAFT District-Wide Goals for 2021-2022:

1.0 Students will be career/college ready via high-quality instruction
- 1.1 Continue to promote a culture of academic success and implement proactive interventions to decrease the number of D and F grades in secondary schools and the number of 1 and 2 grades in elementary schools by 3%.
- 1.5 Increase the percentage of English learner (EL) students reclassified as proficient in English and continue to monitor the progress of students in all academic areas by 2%.
- 1.8 Develop interventions and supports for students impacted by COVID.

3.0 Recruit and retain highly qualified employees
- 3.2 Implement professional development focused on Diversity, Equity, and Inclusion.

Discussion/Issues:

The Burbank Unified School District's English Learner Advisory Committee (DELAC) met five times throughout the 2020-2021 school year, beginning with training for school site representatives on their responsibilities, as outlined by the State. Each of the meetings addressed one or more of the DELAC responsibilities, as well as provided advice on the Local Control and Accountability Plan. The DELAC finalized recommendations for the updated Master Plan for English Learners. Agendas and minutes to the meetings are posted on the district website.

Fiscal Impact:

None

Recommendation:

Peter Knapik, Director, Elementary Education, in collaboration with Jennifer Goldenberg, TOSA, Coordinator of English Learner Services, will report on the Recommendations to the Board of Education from the District English Learner Advisory Committee and the first reading of the proposed English Learner Master Plan, as presented.



Burbank Unified School District

Master Plan for English Learners Presentation to the Board of Education

June 17, 2021

Changes to the EL Master Plan

Updated Descriptions

- ★ Daily designated ELD
- ★ Access to core curriculum
- ★ Designated ELD and Integrated ELD
  - ○ Includes information from the ELA/ELD Framework
- ★ Two EL programs offered
  - ○ Structured English Immersion
  - ○ Dual Immersion (Spanish-English)
- ★ Multi-Tiered System of Supports
- ★ Monitoring student progress

Changes to the EL Master Plan

Annual Growth Expectancies

- 5-6 years to reach "Well developed" on Summative ELPAC

Level of Proficiency at Time of Enrollment in ELD Program						
ELPAC Levels	**Level 1**	**Level 2 Low**	**Level 2 High**	**Level 3 Low**	**Level 3 High**	**Level 4**
	Beginning	**Somewhat Developed**		**Moderately Developed**		**Well Developed**
Smarter Balanced (SBAC) Levels	**N/A**	**Standard Not Met**		**Standard Nearly Met**		**Standard Met**
Time in ELD Program	Year 1 → Year 2		Year 3	Year 4	Year 5	Year 6
		Year 1 → Year 2		Year 3	Year 4	Year 5
			Year 1 → Year 2	Year 3	Year 4	
				Year 1 → Year 2	Year 3	

Changes to the EL Master Plan

Updated Requirements

- ELAC & DELAC
  - LCAP is now included as a legal requirement
  - Added information on building relationships with parents/ community
- Reclassification
  - Four criteria outlined to include Summative ELPAC
  - Monitor for 4 years

Reclassification Criteria

Criteria #1: Assessment of English language proficiency

- State Board of Education set cut-point for Overall Performance Level on the English Language Proficiency Assessments for California (ELPAC) at level **4/ "Well Developed"**

Criteria #2: Teacher evaluation/curriculum mastery

Criteria #3: Parent opinion and consultation

Criteria #4: Comparison of student performance in basic skills

Changes to the EL Master Plan

Updated Description

★ Program Monitoring
- Monthly classroom observations by administrators
- Aligned to ensure we meet the Castañeda standard:
  - Based on a sound educational theory
  - Implemented effectively with sufficient resources and personnel
  - Evaluated to determine whether they are effective in helping students overcome language barriers

Changes to the EL Master Plan

NEW

- ★ EL Roadmap (CDE Publication)
  - Assets-Oriented and Needs-Responsive Schools
  - Intellectual Quality of Instruction and Meaningful Access
  - System Conditions that Support Effectiveness
  - Alignment and Articulation Within and Across Systems
- ★ L-TELs
  - Definition of each
  - Characteristics listed

BUSD Master Plan for English Learners: Goals

I. **Academic Performance: English learner progress toward achieving fluency in English**
Burbank Unified English learners will improve by 2% each year on the English Learner Proficiency Indicator (ELPI) on the CA School Dashboard.

II. **Academic Performance: achievement of English learners in English Language Arts**
The percent of BUSD "Ever-ELs" and "Current ELs" who score standard met or standard exceeded on the Smarter Balanced Summative Assessments in English Language Arts will improve by 2% each year.

III. **Academic Performance: achievement of English learners in Mathematics**
The percent of BUSD "Ever-ELs" and "Current English Learners" who score standard met or standard exceeded on the Smarter Balanced Summative Assessments in Mathematics will improve by 2% each year.

BUSD Master Plan for English Learners: Goals

IV. Academic Engagement: Graduation Rate of English Learners
The graduation rate for the English learner subgroup will maintain or increase the current rate of 93% each year.

V. Reclassification
The reclassification rate for Burbank USD will be at least 2% above the State average each year.

Burbank Unified School District Master Plan for English Learners

2021-2024



Burbank Unified School District
Master Plan for English Learners

Governing Board
Steve Frintner, President
Charlene Tabet, Vice President
Steve Ferguson, Clerk
Dr. Armond Aghakhanian, Member
Emily Weisberg, Member

Superintendent
Dr. Matt Hill

Executive Cabinet
Sharon Cuseo
Assistant Superintendent, Instructional Services

Debbie Kukta
Assistant Superintendent, Administrative Services

Sarah Niemann
Assistant Superintendent, Human Resources

Dr. John Paramo
Assistant Superintendent, Education Services

Dr. Peter Knapik
Director, Elementary Education/State and Federal Programs

Tamara Schiern
Director, Special Education

Wendy Heard
Director, Adult School

Instructional Services—English Learners

Jennifer Goldenberg
Teacher on Special Assignment, Coordinator of EL Services, TK-12

Burbank Unified School District
1900 W. Olive Avenue
Burbank, CA 91506-2460

Website:
www.burbankusd.org

Approved by the Board of Education _____

Acknowledgements

The Burbank Unified School District *Master Plan for English Learners* was developed through the dedicated effort and collaboration of the English Language Development Specialists, district teachers, administrators, support staff, community members and parents. We greatly appreciate the guidance, support, and time dedicated to this project. We thank all who dedicated their time and insight to the development of our Master Plan and its revision.

Original Committee Chairs
Andrea Canady
Tina Cantrell
Penny Church

Committee Chairs for Revisions
Sharon Cuseo
Dr. Peter Knapik
Dr. Tom Kissinger
Dr. John Paramo
Jennifer Goldenberg

ELD Staff
Angie D'Mello
Traci Fellman
Kirsten Jackson
Laury Kelly
Jim Koontz
Laura Messian
Deidra Tineo
Sonlay Vorachak
Susan Glenn
Ana Arzumanyan

Parents
Nuria Lundberg
Astrid Reyes
Tatyana Levina

Introduction

Burbank Unified School District (BUSD) is an ethnically, culturally, and linguistically diverse learning community striving to meet the unique needs of its approximately 15,000 student population; about 1,500, or around ten percent (10%), are English learners. Armenian speakers are the largest language group, constituting 46% of the total number of English learners. Students from Spanish-speaking backgrounds are the second largest group, representing 29% of English learners. The remaining 25% of the English learner population includes over 60 languages. The district has eleven elementary schools, three middle schools, two comprehensive high schools, and various alternative programs.

The first *Master Plan for Limited English Proficient Students* was developed in 1995 by a group of teachers, administrators and parents, to meet the federal requirements for providing services to English language learners. In addition to following legislative mandates, the Plan was based on sound educational theories and effective instructional evaluation practices for teaching English learner (EL) students. The Plan has been reviewed and revised consistently since then to reflect current State and Federal regulations. This revision to the *Master Plan for English Learners* reflects changes in compliance required by the California Education Code, the State's Federal Program Monitoring, the amendments to Proposition 227, the implementation of the State content standards and curriculum frameworks, the implementation of the Local Control Funding Formula (LCFF) and the Local Control and Accountability Plan (LCAP), and changes to the Elementary and Secondary Education Act (ESEA) as reauthorized by the Every Student Succeeds Act (ESSA).

The Plan serves as an operational guide for all district personnel as we strive to implement outstanding programs for all students. It describes how Burbank Unified School District identifies, serves, and supports English learners to ensure access to the core curriculum and acquisition of the English language. It assists all schools in providing every identified student with an instructional program that includes daily English Language Development, access to the core curriculum, and the promotion of multicultural understanding.

The *Master Plan for English Learners* demonstrates a collective effort among all departments to effectively serve these students. It also demonstrates our commitment to collaborate with all members of our extended learning community: employees, parents, students, and community partners because together, we can implement compelling and powerful programs for our English learners.

"Learning another language is not only learning different words for the same things, but learning another way to think about things." – Flore Lewis

Statement of Purpose

The *Master Plan for English Learners* is based on regulations outlined in the California Education Code and Federal Guidelines (Office for Civil Rights), the requirements of Federal Program Monitoring, and changes to the Elementary and Secondary Education Act (ESEA) as reauthorized by the Every Student Succeeds Act (ESSA), and the principles set forth in the English Learner Roadmap for California. This plan is designed to be a dynamic document, which will change as the District needs change, and as our understanding of effective instruction grows. The plan clarifies the issues of program design and delivery and serves as a guide for program determinations for EL students.

The District intends to provide a successful program for its English learner population. Students in the program will learn to speak, understand, read, and write English as quickly and effectively as possible while accessing the core curriculum. This simultaneous method of ensuring language development and equitable access to the curriculum will lessen potential academic deficits. By incorporating teaching practices that are educationally sound and legally acceptable, the plan assures that all students are provided integrated and coordinated programs based on their needs, strengths, and identities.

Guiding the work for English Learners is the California Department of Education's publication *English Learner Roadmap*, which ensures that BUSD's "English learners fully and meaningfully access and participate in a twenty-first century education from early childhood through grade twelve that results in their attaining high levels of English proficiency, mastery of grade level standards, and opportunities to develop proficiency in multiple languages." We do this by affirming, welcoming, and responding to our diverse English Learners' strengths, needs, and identities. Here are the principals set forth by the *Roadmap*:

Principle One: Assets-Oriented and Needs-Responsive Schools
Pre-schools and schools are responsive to different English learner (EL) strengths, needs, and identities and support the socio-emotional health and development of English learners. Programs for English Learners value and build upon the cultural and linguistic assets students bring to their education in safe and affirming school climates. Educators value and strive to build strong family, community, and school partnerships.

Principle Two: Intellectual Quality of Instruction and Meaningful Access
English learners engage in intellectually rich, developmentally appropriate learning experiences that foster high levels of English proficiency. These experiences integrate language development, literacy, and content learning as well as provide access for comprehension and participation through native language instruction and scaffolding. English learners have meaningful access to a full standards-based and relevant curriculum and the opportunity to develop proficiency in English and other languages.

Principle Three: System Conditions that Support Effectiveness
Each level of the school system has leaders and educators who are knowledgeable of

and responsive to the strengths and needs of English learners and their communities and who utilize valid assessment and other data systems that inform instruction and continuous improvement. Each level of the system provides resources and tiered support to ensure strong programs and build the capacity of teachers and staff to leverage the strengths and meet the needs of English learners.

Principle Four: Alignment and Articulation Within and Across Systems

English learners experience a coherent, articulated, and aligned set of practices and pathways across grade levels and educational segments, beginning with a strong foundation in early childhood and appropriate identification of strengths and needs, and continuing through to reclassification, graduation, higher education, and career opportunities. These pathways foster the skills, language(s), literacy, and knowledge students need for college- and career-readiness and participation in a global, diverse, multilingual, twenty-first century world.

To this end, we provide professional development for staff so that teaching and learning emphasizes engagement, interaction, inquiry, and critical thinking with the same high expectations for English Learners as for all students in each of the content areas. Staff work collaboratively to provide ELs access to the full curriculum along with appropriate supports and services. Students and their families are valued, supported, and guided as they progress from elementary through high school and beyond.

"One language sets you in a corridor for life. Two languages open every door along the way." – Frank Smith



Goals

The following goals were created by staff, with input from the District English Language Advisory Committee (DELAC), during the 2019-2020 and 2020-21 school years. The first four goals are based on the indicators of student progress and success on the California School Dashboard. The fifth goal is based on the yearly reclassification rate.

1. Academic Performance: English learner progress toward achieving fluency in English
Burbank Unified English learners will improve by 2% each year on the English Learner Proficiency Indicator (ELPI) on the California School Dashboard.

Baseline:
56.5% of English learners made progress toward proficiency on the Summative English Language Proficiency Assessments for California (ELPAC) in spring 2019. This meant that the District overall was in the "high" progress level for the ELPI. This is the baseline status and will be compared to the change over time when compared with the 2021 administration of the Summative ELPAC.

Description:
The ELPAC has four levels of proficiency, and the two middle levels were divided in two in order to provide six ELPI levels. Progress is made when a student moves from one level to the next, or maintains proficiency at the highest level (4/"Well Developed"). Only the students who have ELPAC scores for two consecutive years are included in the ELPI group, as two sets of scores are needed to determine progress.

In order to ensure that ELs make annual progress, they receive English language development instruction from authorized teachers in all content areas. Parents/guardians are notified of their program options, placement, and progress toward meeting grade level standards.

Action Item	Metric	Timeline	Personnel Responsible	Funding Source	Annual Status Update (as needed)
1. Communicate the language development program options available in the District to all stakeholders	Annual Notification to Parents Annual Program Placement Letter	• Each spring or summer • 30 calendar days from the start of school	• Director of Student Services • District EL TOSA K-12 • Site EL Staff	• General fund • General fund	

Action Item	Metric	Timeline	Personnel Responsible	Funding Source	Annual Status Update (as needed)
2. Assess within 30 days of enrollment all new students who are eligible to take the Initial ELPAC	Initial ELPAC results	30 calendar days from the 1st day of enrollment	• ELD Specialists (elementary) • ELD Coordinators (secondary) • ELD Office Specialists	General fund & LCAP Supplemental	
3. Notify parents/guardians of their student's placement in a language assistance program.	Initial Program Placement Letter	30 calendar days from the 1st day of enrollment	• ELD Specialists (elementary) • ELD Coordinators (secondary) • ELD Office Specialists	General fund & LCAP Supplemental	
4. Place identified English Learners in the Structured English Immersion Program or the Dual Immersion Program	Course/class assignments	30 calendar days from 1st date of enrollment	• Site administrators, in consultation with site ELD Specialists & Coordinators	General fund	
5. Provide all ELs with designated ELD instruction.	Completed ELD Classroom Observation Forms Course/class assignments	Monthly Beginning of each trimester (elementary) or semester (secondary)	• Site administrators • Counselors (secondary) • ELD Specialists & Coordinators • Classroom teachers	General fund & LCAP Supplemental	

Action Item	Metric	Timeline	Personnel Responsible	Funding Source	Annual Status Update (as needed)
6. Monitor ELs' progress in learning the State English Language Development (ELD) Standards.	Summative ELPAC	February 1-May 31 yearly	• District administrator in charge of EL Programs • Site administrators • ELD Specialists & Coordinators • District EL TOSA	General fund & LCAP Supplemental	
7. Provide support for English Learners who are struggling	Record of SSTs School Plans Site Title III Funding Requests	At the end of each trimester (elementary) and at the end of the quarter and semester (secondary)	• Site administrators • Curriculum specialists (elementary) • Counselors (secondary) • ELD Specialists & Coordinators • Classroom teachers	General fund & LCAP Supplemental	

2. Academic Performance: achievement of English learners in English Language Arts
The percent of BUSD "Ever-ELs" and "Current ELs" who score standard met or standard exceeded on the Smarter Balanced Summative Assessments in English Language Arts will improve by 2% each year.

Baseline:
In Spring 2019, students classified as "Ever-ELs" took the SBAC in English Language Arts and 40.43% scored at standard met or exceeded.

In Spring 2019, students classified as (Current) "English Learners" took the SBAC in English Language Arts and 12.81% scored at standard met or exceeded.

Description:
The results for SBAC ELA can be disaggregated by English-language fluency into several groups (e.g. Initial fluent English proficient, English only, English learner (EL), EL enrolled in US schools 12 months or more, etc.). The CDE recommends looking at the "Ever-EL" group to determine if there is an achievement gap and to judge whether the performance of ELs is improving over time. However, we also must look at the current ELs and ensure that they as a group are improving, as well.

The group termed "Ever-ELs" by the State includes the scores of all current ELs and RFEPs. According to the California Department of Education, this performance trend report may be useful for judging whether the performance of ELs is improving over time.

If we were to compare "English only" students to "current EL students," the CDE says, "this performance trend report is not appropriate for judging whether the achievement of the EL subgroup is changing over time." That is because "each year, new students enter the EL subgroup who are just beginning to learn English. Also, each year, students with very high levels of English proficiency are reclassified out of the group. Because of this constant cycling, the average achievement of the EL subgroup tends to stay the same over time. In fact, the more students are reclassified (a potentially positive outcome), the lower the average achievement score will be for the students who remain."

However, if El students as a group are not separated out as a distinct group, their performance can be lost within the larger group of Ever-Els. The SBAC data is important as one component of multiple measures used to monitor the performance of ELs. Therefore, the district will be looking at the academic performance on SBAC of both Ever-Els and ELs annually.

Action Item	Metric	Timeline	Personnel Responsible	Funding Source	Annual Status Update (as needed)
1. Place students in clusters of 6-8 within classes taught by teachers who are authorized to provide English language development (CLAD, CTEL, etc).	Class Lists	Within 30 days of the start of enrollment	• District administrator in charge of EL Programs • Site administrators • ELD Specialists & Coordinators • District EL TOSA	General fund LCAP Supplemental Grant	
2. Provide teachers with ongoing professional development on how to provide Integrated ELD in ELA.	School Plans Site Title III Funding Requests EL Program Annual Reviews Sign-in sheets	Yearly either by site, department, or grade level	• Site administrators • ELD Specialists & Coordinators • District EL TOSA	General fund LCAP Supplemental Grant Title III Subgrants	
3. Provide all ELs with integrated ELD instruction in English language arts	Completed ELD Classroom Observation Forms	Monthly	• District administrator in charge of EL Programs • Site administrators • ELD Specialists & Coordinators • District EL TOSA	General fund	
4. Provide English learners access to all BUSD programs.	% of ELs in courses that meet a-g requirements % of ELs in AP/Honors classes and in the GATE program	Within the first 10 days of enrollment	• District administrator in charge of EL Programs • Site administrators • ELD Specialists & Coordinators • District EL TOSA	General fund	

Action Item	Metric	Timeline	Personnel Responsible	Funding Source	Annual Status Update (as needed)
5. Prepare EL students for post-secondary education, training, and/or the workplace by offering a variety of CTE and academy courses at the high schools and through partnership with the community colleges.	% of Ever-ELs enrolled in CTE classes, academies at the high schools % of Ever-ELs scoring as standard met or higher on the SBAC in ELA % of Ever-ELs meeting a-g course requirements	Within the first 10 days of enrollment	• District administrator in charge of EL Programs • Site administrators • ELD Specialists & Coordinators • District EL TOSA	General fund	
6. Provide support for English Learners who are struggling	Record of SSTs School Plans Site Title III Funding Requests	At the end of each trimester (elementary) and at the end of the quarter and semester (secondary)	• Site administrators • Curriculum specialists (elementary) • Counselors (secondary) • ELD Specialists & Coordinators • Classroom teachers	General fund LCAP Supplemental Grant Title III Subgrants	

3. Academic Performance: achievement of English learners in Mathematics
The percent of BUSD "Ever-ELs" and "Current English Learners" who score standard met or standard exceeded on the Smarter Balanced Summative Assessments in Mathematics will improve by 2% each year.

Baseline:
In Spring 2019, students classified as "Ever-ELs" took the SBAC in English Language Arts and 40.43% scored at standard met or exceeded.

In Spring 2019, students classified as "Current English Learners" took the SBAC in English Language Arts and 12.58% scored at standard met or exceeded.

Description:
The results for SBAC Mathematics can be disaggregated by English-language fluency into several groups (e.g. Initial fluent English proficient, English only, English learner (EL), EL enrolled in US schools 12 months or more, etc.). The CDE recommends looking at the "Ever-EL" group to determine if there is an achievement gap and to judge whether the performance of ELs is improving over time.

The group termed "Ever-ELs" by the State includes the scores of all current ELs and RFEPs. According to the California Department of Education, this performance trend report may be useful for judging whether the performance of ELs is improving over time.

If we were to compare "English only" students to "current EL students," the CDE says, "this performance trend report is not appropriate for judging whether the achievement of the EL subgroup is changing over time." That is because "each year, new students enter the EL subgroup who are just beginning to learn English. Also, each year, students with very high levels of English proficiency are reclassified out of the group. Because of this constant cycling, the average achievement of the EL subgroup tends to stay the same over time. In fact, the more students are reclassified (a potentially positive outcome), the lower the average achievement score will be for the students who remain."

However, if El students as a group are not separated out as a distinct group, their performance can be lost within the larger group of Ever-Els. The SBAC data is important as one component of multiple measures used to monitor the performance of ELs. Therefore, the district will be looking at the academic performance on SBAC of both Ever-Els and ELs annually.

Action Item	Metric	Timeline	Personnel Responsible	Funding Source	Annual Status Update (as needed)
1. Place students in clusters of 6-8 within classes taught by teachers who are authorized to provide English language development (CLAD, CTEL, etc).	Class Lists	Within 30 days of the start of enrollment	• District administrator in charge of EL Programs • Site administrators • ELD Specialists & Coordinators • District EL TOSA	General fund	
2. Provide teachers with ongoing professional development on how to provide Integrated ELD in mathematics.	School Plans Site Title III Funding Requests EL Program Annual Reviews Sign-in sheets	Yearly either by site, department, or grade level	• Site administrators • ELD Specialists & Coordinators • District EL TOSA	General fund LCAP Supplemental Grant Title III Subgrants	
3. Provide all ELs with integrated ELD instruction in mathematics	Completed ELD Classroom Observation Forms	Monthly	• District administrator in charge of EL Programs • Site administrators • ELD Specialists & Coordinators • District EL TOSA	General fund	

Action Item	Metric	Timeline	Personnel Responsible	Funding Source	Annual Status Update (as needed)
4. Provide English learners access to all BUSD programs.	% of ELs in courses that meet a-g requirements % of ELs in AP/Honors classes and in the GATE program	Within the first 10 days of enrollment	• District administrator in charge of EL Programs • Site administrators • ELD Specialists & Coordinators • District EL TOSA	General fund	
5. Prepare EL students for post-secondary education, training, and/or the workplace by offering a variety of CTE and academy courses at the high schools and through partnership with the community colleges.	% of Ever-ELs enrolled in CTE classes, academies at the high schools % of Ever-ELs scoring as standard met or higher on the SBAC in ELA % of Ever-ELs meeting a-g course requirements	Within the first 10 days of enrollment	• District administrator in charge of EL Programs • Site administrators • ELD Specialists & Coordinators • District EL TOSA	General fund	
6. Provide support for English Learners who are struggling	Record of SSTs School Plans Site Title III Funding Requests	At the end of each trimester (elementary) and at the end of the quarter and semester (secondary)	• Site administrators • Curriculum specialists (elementary) • Counselors (secondary) • ELD Specialists & Coordinators • Classroom teachers	General fund LCAP Supplemental Grant Title III Subgrants	Reported every year, per site, on the EL Annual Program Review

4. Academic Engagement: Graduation Rate of English Learners
The graduation rate for the English learner subgroup will maintain or increase the current rate of 86.5% each year.

Baseline:
The EL subgroup graduation rate was 86.5% in 2018-19.

Description:
Graduation rate is determined by the "percentage of students who received a high school diploma within four or five years of entering ninth grade or complete their graduation requirements at an alternative school." The EL subgroup includes any student who was marked as "EL" in the California Longitudinal Pupil Achievement Data System (CALPADS) during their enrollment in grades 9-12.

The Burbank Unified EL subgroup that determines the graduation rate is usually small (83 students in 2017-18 and 96 students in 2018-19) which, in the past, has resulted in wide variations of the rate from year to year. Having only 2-3 more students graduate or not graduate can impact the rate by several percentage points.

Action Item	Metric	Timeline	Personnel Responsible	Funding Source	Annual Status Update (as needed)
1. Place identified English Learners in the Structured English Immersion Program or the Dual Immersion Program	Course/class assignments	30 calendar days from 1st date of enrollment	• Site administrators, in consultation with site ELD Specialists & Coordinators	General fund	
2. Provide all ELs with designated and integrated ELD instruction.	Completed ELD Classroom Observation Forms Course/class assignments	Monthly Beginning of each trimester (elementary) or semester (secondary)	• Site administrators • Counselors (secondary) • ELD Specialists & Coordinators • Classroom teachers	General fund & LCAP Supplemental	

Action Item	Metric	Timeline	Personnel Responsible	Funding Source	Annual Status Update (as needed)
3. Award up to 70 credits to ELs enrolling from outside the United States, based on successful completion of classes in foreign countries	Transcripts	Within 30 days of enrollment	• Site administrators • Registrars • High school counselors	General fund	
4. Provide credit recovery options for those students who are lacking credits	Transcripts	Within 30 days of enrollment	• Site administrators • High school counselors	General fund LCAP Supplemental Grant	
5. Provide a 5th year of high school for English learners who enroll in the 11th or 12th grade.	Petition for 5th year of study	No later than the spring semester of 4th year of study	• District administrator in charge of secondary sites • Site administrators • High school counselors	General fund	
6. Apply State graduation requirements for students who enroll in the 11th or 12th grade who participate in newcomer ELD classes.	Petition to waive local graduation requirements	Notify parent/ guardian within 30 days of enrollment	• District administrator in charge of secondary sites • Site administrators • High school counselors	General fund	

5. Reclassification

The reclassification rate for Burbank USD will be at least 3% above the State average each year.

Baseline:

The reclassification rate for BUSD was 18.8% in 2018-19. That State's was 13.8% for the same time period.

Description:

Reclassification is the goal of the English Language Development program. The criteria to be reclassified include:

1. Assessment of language proficiency including the ELD test developed by the State, called the ELPAC
2. Teacher evaluation, including a review of the student's curriculum mastery
3. Parental opinion and consultation
4. Comparison of the performance of the students in basic skills

The three criteria that are the most difficult for students include scoring at proficiency level 4 on the ELPAC, meeting standards on the basic skills (reading and writing assessments), and teacher evaluation, since it's usually based on grades. Designated and Integrated ELD help students become proficient more quickly, thus moving them out of the ELD program.

Action Item	Metric	Timeline	Personnel Responsible	Funding Source	Annual Status Update (as needed)
1. Provide parents/guardians of all ELs with the reclassification criteria, and what their student needs in order to meet each of the four criteria	Annual Program Placement Letters	Within 30 days of the start of school	• Site administrators • ELD Specialists & Coordinators • District EL TOSA	General Fund LCAP Supplemental Grant	
2. Review the reclassification criteria and process with the District English Learner Advisory Committee (DELAC)	DELAC minutes	Yearly in January	• District administrator in charge of EL programs • District EL TOSA	General Fund LCAP Supplemental Grant	

Action Item	Metric	Timeline	Personnel Responsible	Funding Source	Annual Status Update (as needed)
3. Review the reclassification criteria at site English Learner Advisory Committee (ELAC) meetings	ELAC minutes	Yearly by February	• Site administrators • ELD Specialists & Coordinators	General Fund LCAP Supplemental Grant	
4. Hold parent conferences for those students who are long-term English learners (L-TELs), or who are at-risk of becoming L-TELs, to explain the reclassification criteria and what the student needs to meet	Signature on parent conference form at elementary Aeries record at secondary	At the 1st and 2nd trimester parent-teacher conferences for elementary Once a semester at secondary	• Site administrators • ELD Specialists & Coordinators • Classroom teachers at elementary • EL Counselors at secondary	General Fund LCAP Supplemental Grant	
5. Reclassify students as soon as they meet all four criteria for reclassification.	Reclassification rate	At the end of trimester at elementary. At the end of quarter or semester at secondary.	• Site administrators • ELD Specialists & Coordinators • Classroom teachers	General Fund LCAP Supplemental Grant	
6. Monitor reclassified students for four years after reclassification	Monitoring reclassified students form	At the end of the 1st and 2nd trimester at elementary. At the end of each quarter at secondary.	• Site administrators • ELD Specialists & Coordinators • Classroom teachers	General Fund LCAP Supplemental Grant	

Table of Contents

Chapter 1: Identification, Assessment, Parent Notification, and Program Placement	
Identification	
Home Language Survey (HLS)	1
Assessment	1
English Language Proficiency Assessment	1
Initial Assessment Results and Language Classification	1
Provisions for Special Education Students	2
Notification	2
Notification of Initial Assessment Results and Student Placement	2
Notification of Summative Assessment Results	3
Annual Notification of Program Placement	3
Program Placement	3
Placement of Students	3
Choices of Instructional Programs	4
Criteria for Placement	4
Structured English Immersion (SEI) Program Placement Criteria	4
Dual Immersion (DI) Program Criteria	4
Program Placement vs. Classroom Placement	4
Transfer Students	6
Transfers between BUSD Schools	6
Transfers from Other California Public Schools	6
Transfers from Private Schools, Out of State or from Other Countries	6
Placement in Classes at the Elementary School Level	7
Placement in Classes at the Middle School and High School Level	7
Chapter 2: Overview of Instructional Programs TK-12	
Differences between Program 1 and Program 2: Language of Instruction	9
Primary Language Instruction	9
Primary Language Support	9
Program 1: TK-12 Structured English Immersion (SEI) Program	10

Program 2: K-12 Dual Immersion (DI) Program	11
English Language Development (ELD): Designated and Integrated	12
Designated English Language Development (ELD) Instruction	12
Integrated English Language Development (ELD) Instruction	13
Multicultural Education	14
Chapter 3: Instructional Programs at Elementary (gradesTK-5)	
English Learner Programs in Grades TK-5	17
Grouping English Learners to Ensure Access to the Core Curriculum	17
Considerations for Designated ELD Instruction	18
Chapter 4: Instructional Programs Secondary (grades 6-12)	
English Learner Programs in Grades 6-12	21
Designated ELD Instruction	21
Primary Language Support	21
Middle School Programs	22
High School Programs	22
Completion of ELD Courses	23
EL Students who enter the District in 11th or 12th grade	23
Chapter 5: Monitoring Student Progress	
Assessments Used in the District	29
District-Level Performance Expectations for ELs	30
Annual Growth Expectancies on Summative ELPAC	30
Support Process	31
Reclassification Rate	33
Rate of Participation in GATE, Honors, and Advanced Placement Courses	33
Provisions for Students on Individualized Education Programs (IEPs)	33
Use of Assessment Data for Instructional Planning and Scheduling	33
Ongoing Monitoring of Student Progress	33
At-Risk Long-Term English Learners and Long-Term English Learners	34
English Learner “At-Risk” of Becoming a Long-Term English Learner	34
Long-Term English Learner (L-TEL)	34

Chapter 6: Reclassification Process and Monitoring	
Reclassification	37
Definition	37
Purpose	37
Criteria for Reclassification	37
Reclassification Process	38
Reclassification Monitoring	39
R-FEP Follow-up Monitoring	39
Reclassification Provision for Special Education Students	39
Chapter 7: Staffing and Training	
Staffing and Training	43
Staffing Needs	43
Recruitment and Hiring	43
Training	43
Paraprofessionals	44
Chapter 8: Basic and Supplemental Resources	
General and Categorical Funding	47
General Fund Resources	48
Supplemental Funds	48
Chapter 9: Parent and Community Engagement	
Parent and Community Engagement	51
Advisory Committees for EL Students	51
Site English Learner Advisory Committee (ELAC)	51
Legal Requirements	51
ELAC Membership Guidelines	51
ELAC Implementation Guidelines	52
Training for ELAC Members	52
Delegation of ELAC Authority	57
District English Learner Advisory Committee (DELAC)	59
Legal Requirements	59

DELAC Membership Guidelines	59
DELAC Implementation Guidelines	59
DELAC Training	60
DELAC Bylaws	60
Parent Involvement	61
1. Parenting	61
2. Communicating	61
3. Volunteering	62
4. Learning at Home	62
5. Decision Making and Advocacy	62
6. Relationship Building/Collaborating with the Community	62
Immigrant Involvement	63
Chapter 10: Program Evaluation Design	
Accountability Goals	67
Evaluation Design and Goals	67
Monitoring Program Implementation	68
Expectation 1: Program implementation as described in the Master Plan	68
Expectation 2: English Learner Access to Core Curriculum	69
Expectation 3: Mastery of English	69
Expectation 4: Academic Success	70
Expectation 5: Parent Engagement	70
Using Program Effectiveness Information to Improve Implementation and Modify the Program	70
Site Level Use of Information	70
District Level Use of Information	70
Appendix	
Glossary of Terms	76
Legal References	80
Selected References	82

Table of Figures and Tables

Chapter 1: Identification, Assessment, Parent Notification, and Program Placement	
Figure 1.1: Initial Language Proficiency, Identification, and Placement Process	5
Chapter 2: Overview of Instructional Programs TK-12	
Table 2.1: TK-12 Structured English Immersion (SEI) Program Components	10
Table 2.2: K-12 Dual Immersion Program Components	11
Chapter 3: Instructional Programs at Elementary (grades TK-5)	
Table 3.1: Elementary Program Responsibilities	18
Chapter 4: Instructional Programs at Secondary (grades 6-12)	
Table 4.1: Designated and Integrated ELD in Middle School	22
Table 4.2: Designated and Integrated ELD in High School	23
Table 4.3: Placement of English Learners in ELD Classes at the Secondary Level	25
Table 4.4: Secondary Program Responsibilities	26
Chapter 5: Monitoring of Student Progress	
Table 5.1: English Language Development (ELD) Assessments	29
Table 5.2: Assessments Measuring Academic Achievement	30
Table 5.3: Proficiency Benchmarks for English Learners by Time in Program	30
Table 5.4: Scale Score Ranges for Low 2→ High 2 and Low 3 → High 3	31
Table 5.5: Multi-Tiered System of Support (MTSS)	32
Table 5.6: E.L. Intervention Plan Staff Roles and Responsibilities	35
Chapter 6: Reclassification Process and Monitoring	
Table 6.1: Reclassification Criteria	37
Table 6.2: Roles and Responsibilities for Reclassification	39
Chapter 7: Staffing and Training	
Table 7.1: Responsibilities for Staffing	41
Chapter 8: Basic and Supplemental Resources	
Table 7.1: Basic and Supplemental Resources	44
Chapter 9: Parent and Community Engagement	
Figure 9.1: Sample ELAC/SSC Agenda	53

Figure 9.2: Template for ELAC Minutes	54
Figure 9.3: Template for ELAC Written Recommendations to SSC	56
Figure 9.4: Delegation of ELAC Authority to School Site Council	58
Chapter 10: Program Evaluation and Design	
Table 10.1: Evaluation Design—Program Expectations and Evaluation Questions	67
Table 10.2: Evaluation and Accountability: Roles and Responsibilities	71

CHAPTER ONE

Identification, Assessment, Parent Notification, and Program Placement



Identification

Home Language Survey (HLS)

At the time of enrollment, California public schools are required to determine the language(s) spoken in the home by each student (*EC* 52164.1[a]). In order to gather this information, all parents/legal guardians are required to complete, sign, and date a Home Language Survey (HLS) for each of their school aged children. The HLS is part of the Burbank Unified School District's (BUSD) registration process. The HLS information assists schools in providing appropriate instruction for all students.

All students whose HLS indicates a language other than English on questions 1, 2, or 3 must be assessed in English language proficiency. (The 4th question provides information for schools to consider if a child shows evidence of limited English proficiency once enrolled but does not mandate assessment.) If the answers to items 1, 2, 3 on the HLS are "English," the child is classified as English only, unless there is some question about his/her fluency.

If the answers to items 1, 2, 3, & 4 on the HLS are only "English", the child is classified as English Only (EO). English Only students are placed in a Mainstream English Program.

Assessment

English Language Proficiency Assessments for California

For students who have a primary language other than English, the State's language proficiency test, the English Language Proficiency Assessments for California (ELPAC), is administered within 30 calendar days of enrollment to determine English language proficiency skills and initial identification (by certified test administrators). A student may be identified as either Initially Fluent English Proficient (IFEP) or as an English Learner (EL). The ELPAC is a criterion-referenced test based on the ELD Standards which assesses students' English language proficiency in listening, speaking, reading, and writing. The student receives a score for each section of the test, as well as an overall score. (Title I. section 1111[b][7] and Title III, 2002; EC 52164.1 [b]); 5 CCR 11307[a], 11511)

Initial Assessment Results and Language Classification

The English Language Proficiency Assessments for California (ELPAC) is California's assessment system that is used to determine the English language proficiency of students whose primary language is not English. The ELPAC is aligned with the 2012 California English Language Development Standards and assesses four domains: Listening, Speaking, Reading, and Writing. The Initial ELPAC is used to identify students as being either an English learner or fluent in English. It is administered only once during a student's time in the California public school system, based on the results of the home language survey. Prior to administering the Initial ELPAC, the district will notify the parent/guardian of the student's eligibility to take the assessment. The locally scored Initial ELPAC will be the official score. The initial ELPAC is scored locally by trained personnel using the Test Operation Management System (TOMS). Student score reports are printed from TOMS and sent home by site ELD staff.

Provisions for Special Education Students

Students with severe cognitive disabilities, who cannot take one or more domains of the initial ELPAC with allowed universal tools, designated supports, or accommodations, will take the ELPAC Alternate Assessments, as noted in their individualized education program.

Notification

Notification of Initial Assessment Results and Student Placement

Before administering the Initial ELPAC, site ELD staff will notify the parent/guardian, in writing, as soon as possible after enrollment that the I-ELPAC will be administered. Based on the results of the initial ELPAC, BUSD will notify the parent/guardian in writing of the test results within 30 days of enrollment. Results of the initial assessment are shared with the parent(s) in order to explain the English proficiency assessment results, program options, and recommended student placement. Using the assessment information and program placement recommendation, the school administration will place the student in the most appropriate instructional setting. The school administration and EL staff will also clarify any questions as needed and/or discuss any concerns parents may have regarding testing results or program placement recommendations. Parents are asked to sign and date the parent notification of initial program placement, which is then placed in the student's cumulative record.

At this point in the process, the student's parent/guardian or a certificated employee may request a review of the student's classification on the basis of the results of the Initial ELPAC. This process must occur before the first administration of the Summative ELPAC. School staff, including but not limited to the ELD specialist/coordinator, administrator, and teacher(s), will convene a Student Success/Study Team (SST) meeting to collect and review evidence about the student's English language proficiency. Based upon its review of the evidence, the team will determine whether the student's classification should remain unchanged or be changed. The school will notify the parent/guardian in writing of the results of the review within 14 calendar dates of its determination. This review shall occur only once over the course of the student's enrollment in the California public school system. (*5 CCR* 11518.2(c))

Evidence about the English language proficiency of a student shall include:

(1) The results of the home language survey
(2) The results of the Initial ELPAC
(3) Parent or guardian opinion and consultation results; and
(4) Evidence of the student's performance in the district's adopted course of study, including English language arts, math, and English language development, obtained from the student's classroom teacher(s) and other certificated staff with direct responsibility for placement decisions.

Note: During the time evidence is being collected and reviewed, the student shall retain his or her original classification.

If a student is identified as "initially fluent" (IFEP) on the Initial ELPAC, the parent/guardian are also informed of the results in writing. A copy of the Aeries language screen and the language proficiency assessment results, are stapled together and placed directly into the student's cumulative folder (no green folder).

Language proficiency, program placement, and services are entered for each student in the District's student information system (Aeries) by the site EL staff. In addition, the results are provided to the child's teacher(s). All information related to language testing and program placement is placed in the students' EL Green Folder by the site EL staff. The EL Green Folder is a part of the student's cumulative record file and should include:

- A copy of the language screen from Aeries
- A copy of the Home Language Survey (HLS)
- English language proficiency results from the State's language proficiency test
- Reclassification documentation
- Monitoring of Progress of Reclassified Students form
- Writing samples
- ELD Records from other schools/districts

Updated screens are printed for:

- Students who exit the school
- Students matriculating to middle or high school
- Students who are reclassified

School administration is responsible for monitoring the accuracy of language proficiency, program placement and services data.

Notification of Summative Assessment Results

The English Language Proficiency Assessments for California (ELPAC) are administered annually to all previously identified English learners during the State's summative assessment testing window (5 *CCR* 11306; 5 *CCR* 11511.1[b]). Parents are given access to the ELPAC summative assessment results within 30 calendar days of the receipt of the test results from the State test contractor.

Annual Notification of Program Placement

Parents of students identified as English learners must be notified of their child's English proficiency and program placement no later than 30 calendar days after the beginning of the school year. (*EC* 52164.1[c]; 5 *CCR* 11511.5) Parents are sent a copy of the Annual Parent Notification of Program Placement. This written notification is available in English, Spanish, and Armenian. Parents may request a conference with a site administrator, classroom teacher, and/or site EL staff to clarify any questions and/or discuss any concerns that parents may have regarding testing results or program placement recommendations. Language proficiency, program placement, and services are reviewed by the principal and site EL staff for each student in the student information system and any changes will be entered by the EL staff. In addition, the results are provided to the child's teacher(s). The site administrator and site EL staff are responsible for monitoring the accuracy of language fluency, program placement and services data.

Program Placement

Placement of Students

Burbank Unified School District uses two program models to serve students who are English learners. Placement of English learners is based upon provisions in California Education Code (Sections 300–340). Students enter with varying levels of English language proficiency;

therefore, it is imperative that each English learner be placed in the instructional program that is best suited for his or her needs. We work closely with the parents/guardians to explain the instructional options and report student progress regularly. Parental involvement in decisions regarding the education of their students is required and critical to the student's academic success.

Choices of Instructional Programs

Upon initial enrollment, site EL staff makes recommendations for the English Learner's program placement based on language proficiency test results and district assessments. The principal or counselor place the student in the most appropriate instructional setting.

Criteria for Placement

Factors considered for program placement of English learners include English language fluency, years of schooling, prior program placements, primary language proficiency, documented special educational needs, and other factors. English language fluency is a critical factor in determining program placement of English learners. The student is assigned to an appropriate program with consideration given to parent input.

Structured English Immersion (SEI) Program Placement Criteria

Once a student is identified as an English Learner, the default placement is the Structured English Immersion (SEI) program. In SEI, the instruction is nearly all in English. Primary language support and other types of support services are provided as needed and as resources allow (see Part Two for support services descriptions). Daily, designated English Language Development (ELD) is required. The student is assigned to an appropriate program with parent input.

Dual Immersion Program Criteria

If the parent selects the Dual Immersion program, then the parent must complete a dual immersion application. If a student is a native Spanish speaker, then he/she will be screened for language proficiency using the Pre-Language Assessment Scales (Pre-LAS) if entering kindergarten. If entering after kindergarten, students will need proof of participation in a dual immersion program. Or, if students are educated in Spanish in another country (i.e. in a Latin American country or in Spain), transcripts or a report card will be necessary for participation.

Program Placement vs. Classroom Placement

One classroom setting may provide different students in the class with a variety of instructional program options. More than one program may exist within a given classroom. For example, a classroom may provide English Only and Fluent English Proficient students with an English Mainstream program of instruction while providing English learners enrolled in the class with a program of Structured English Immersion. When more than one program exists within a classroom, it is extremely important that students receive the services appropriate to that program (e.g. ELD instruction and SDAIE techniques for accessing the core curriculum). This requires differentiation of instruction and of activities within the classroom, and careful monitoring to ensure that the guidelines for each program are followed (see Part Two for program descriptions).

Figure 1.1: Initial Language Proficiency Assessment, Identification, & Placement Process

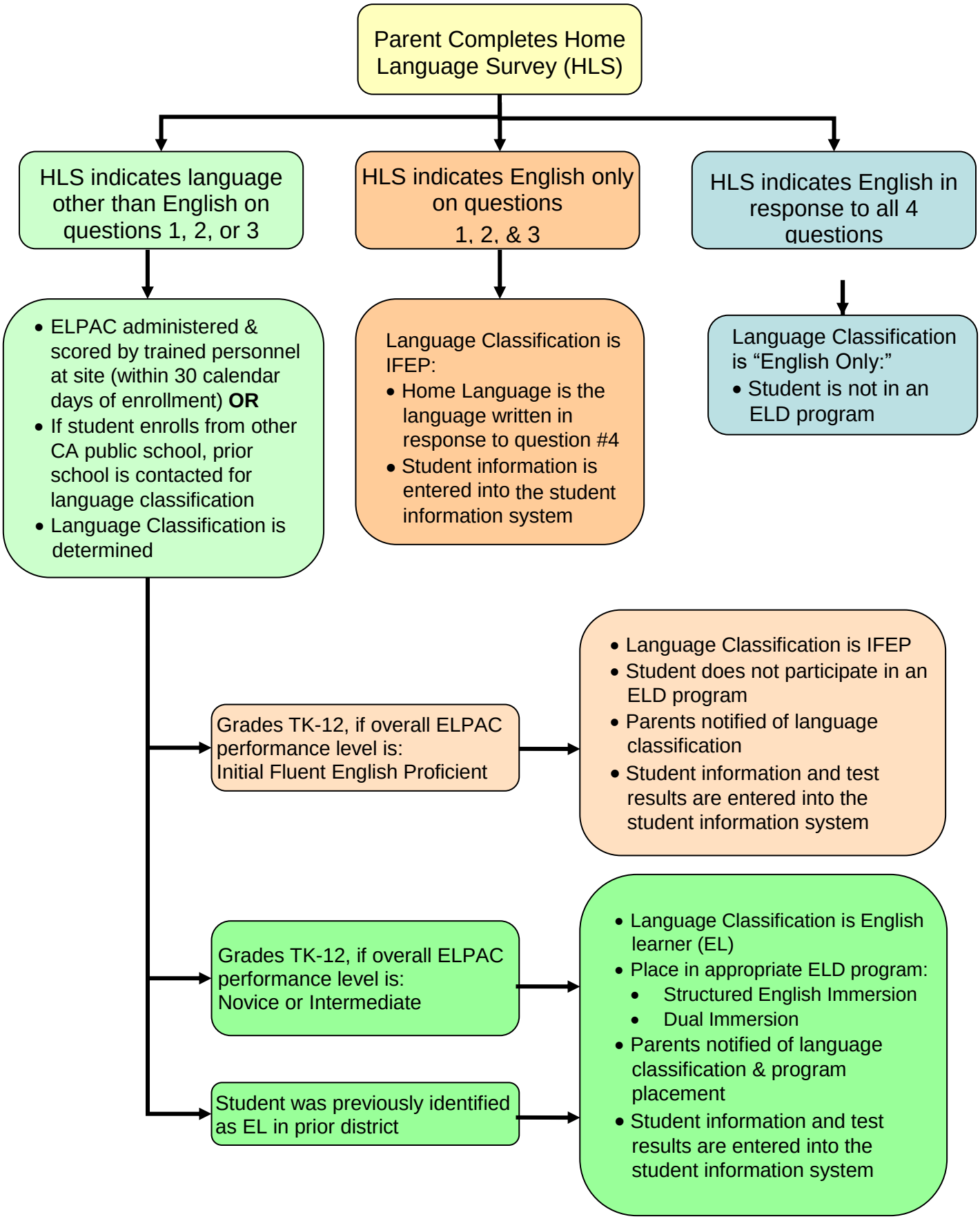

Transfer Students

In order to ensure appropriate placement, each student's relevant language assessment and placement information must be entered into the student data system within fifteen (15) calendar days of enrollment by the site EL staff. Information is entered on the language screen for all students who have been assessed for language fluency (whether they are EL, IFEP, RFEP, or as yet to be tested).

Transfers between BUSD Schools

Parent-initiated Intradistrict Transfer requests can be made through the District's Student Services Department. The receiving site's EL Staff will request current District EL benchmark data to facilitate placement. All data regarding the student's English learner assessment history are sent to the receiving school with the cumulative record file. The site administrator, EL staff, and secondary counselors (at the receiving school) are responsible for reviewing the student's records (including information in the District's student information system) and ensuring that the student will be placed in the appropriate type of instructional program, as specified in the student's current records.

Transfers from Other California Public Schools

Students transferring into BUSD from another district within the State often have records of a Home Language Survey, scores on the mandated assessments including the ELPAC, and an initial language status (EO, IFEP, EL). If the parent provides the student's records, staff will use this information to make an appropriate initial placement. In addition, the site EL Staff will contact the former district in order to obtain information by phone, fax, e-mail or mail. Once records are obtained from the previous school or district, the appropriate information is entered into the BUSD's record keeping system by the site's EL staff and shared with the classroom teacher(s). **If a student has been previously identified as an English learner and has not been reclassified before enrolling in BUSD, he or she shall continue as an EL and receive the appropriate placement and services until he/she meets BUSD's criteria for reclassification.** *This is true even for students whose parents fill out a new HLS* (e.g. English is the response to questions 1-4 on the BUSD HLS, but student was an EL with a foreign language on the HLS from the previous district; therefore, the student continues as an EL until reclassified by BUSD).

The district of origin will be encouraged to speed up sharing information by faxing the records or by providing information by telephone. If these records cannot be acquired at the time of enrollment, the identification/notification /placement process is implemented per the above description. The site administrator and/or EL staff (when appropriate) are responsible for reviewing all student information to make sure the student is properly placed in his or her new class(es).

Transfers from Private Schools, Out of State or from Other Countries

The language assessment, classification, and placement process described previously will be followed for students entering the district who enter BUSD from a private school, or are new to the State, or from another country. The student's U.S. school enrollment date is entered into the student information system as well as the date the student first enrolled in a California public school.

Placement in Classes at the Elementary School Level

When a new student arrives with a Home Language Survey indicating a language other than English, the student will be placed in a class with a teacher who has the appropriate EL teaching authorization. In addition, every effort will be made to place the student in a class with an EL cluster. If the student is found to be an English learner (either by being previously identified in another district, or as determined by BUSD administering the initial ELPAC), the student will receive ELD instruction from an authorized teacher, with SDAIE strategies taught to help him/her access the core curriculum.

Placement in Classes at the Middle School and High School Level

When a new student arrives with a Home Language Survey indicating a language other than English, and the student does not have documentation from a previous district with English proficiency information, the ELD “Express” Assessment, in conjunction with a reading comprehension and writing assessment, should be administered to determine his/her initial placement. This is only a temporary measure until more information is received about the student’s previous placement, or until the initial ELPAC is administered.

The enrollment of the student may not be delayed while awaiting formal assessment, or due to a lack of transcripts. If the student does not have transcripts, the grade level placement will be based on age. The schools have 30 days from the date the student first attends classes to make the placement determinations and any changes that may be necessary. Thus, the student’s grade level and/or classes may change after the school receives more information about his/her language proficiency level. (Board Policy #6146.1)

CHAPTER TWO

Overview of Instructional Programs TK-12



The Burbank Unified School District is committed to providing equal educational opportunities for all students. The purpose of the program for English learners (ELs) is to provide equal access to the District's core curriculum. The goals for EL students in the Burbank Unified School District are to:

- Attain English proficiency
- Achieve academic success
- Develop a positive self-image and an understanding and respect for cultural diversity

The district offers the following program options to English learners:

(1) Structured English Immersion (SEI)
(2) Dual Immersion (Spanish-English) (D.I.)

Main Difference between Program 1 and Program 2: Language of Instruction

Primary Language Instruction

Primary language instruction consists of directed lessons, as well as student participation, in and through the primary, or target language. This is the instructional model for *Dual Immersion*. Teachers use grade-level materials in the target language that meet State content standards. Assignments and assessments are in the target language. For students in these programs, especially those at the beginning levels of English acquisition, primary language instruction is an important resource that assists students to master grade level standards in the content areas while they are acquiring English. During periods of primary language instruction, some relatively minor amount of review may be done in English. For example, during lessons in the primary language, some English may be used to illustrate cognates or to make connections with other content studied, but teachers should take care to avoid code-switching (mixing of languages).

Primary Language Support

Primary language support *is not* the same as primary language instruction. It does not include directed lessons, assignments, or assessments in the primary language. Primary language support is provided by a teacher who is bilingual, a trained bilingual paraprofessional, and/or through the use of support materials in the primary language. This support is a means of increasing access to core curriculum taught in English, and of assisting the student to tap prior knowledge, transfer skills, use cognates, etc. Primary language support is used to motivate students, and also to clarify, direct, support, or explain concepts.

Even where daily primary language support cannot be provided by bilingual staff, teachers are encouraged to make use of various materials and resources to ensure that all primary language support tools are available to students and their families. These can include cross-age bilingual tutors, parent or community volunteers, and occasional teaming with bilingual staff in the school. Where available, students should be encouraged to take home materials in the primary language that they can review with parents and other family members. In addition, when 15 percent or more of students are speakers of the same language, schools must translate all materials for parents into the primary language.

Program 1: TK–12 Structured English Immersion (SEI)

This model provides instruction for all subjects in English for all English learners. The goal of the Structured English Immersion program is for English learners to develop a proficiency in English as rapidly and as effectively as possible. Curriculum and presentation are specifically designed for students who are learning the language. Students will be taught subjects mostly, but not exclusively in English. English learners receive daily, designated ELD instruction. Access to core content is accomplished through Integrated ELD using instructional strategies such as Specially Designed Academic Instruction in English (SDAIE) techniques to enable English learners to gain access to grade level subject matter in mathematics, language arts, social studies, science, and other required academic subjects. Instruction may include primary language support to motivate, clarify, direct, support, and explain.

Table 2.1: TK–12 Structured English Immersion (SEI) Program Components

Program Recipients	Program Elements	Staffing
English learners All levels of proficiency: • Emerging • Expanding • Bridging	• Core instruction taught mostly in English, with primary language (L1) support for ELs at the Emerging level of proficiency • Integrated ELD using SDAIE (Specially Designed Academic Instruction in English) strategies to access core curriculum • All lessons shall include language objectives to help access the core curriculum and to further language development • Daily, designated ELD instruction: ∗ 20 minutes in Transitional Kindergarten and Kindergarten ∗ 30 minutes in Grades 1-5 ∗ 1 class per day (Grades 6–12) • ELD Instruction must include listening, speaking, reading, and writing • Promotion of multicultural competency and positive self-esteem • District-adopted, standards-aligned ELD and core curriculum will be used • Materials include print, audio, visual, graphic, and electronic resources • Teachers match the instructional materials with student needs; thus, they use core as well as supplemental materials	• All teachers must be appropriately certified with a CLAD or equivalent EL certification • The assignment of a BCLAD teacher is typically the optimal method for providing primary language support • Non-BCLAD teachers can be paired with bilingual support personnel (when available) who, under the teacher's direction, provide primary language support (as needed) in the content areas
Special Support Options for English learners in Structured English Immersion: • Specialized instruction by personnel with literacy and EL expertise • Participation in interventions both during the school day (RtI, "Power Hour," iReady, etc.) and before or after school • Other appropriate services		

Program 2: K-12 Dual Immersion Program

This model is an option for all English learners, as well as students already fluent in English. Enrollment is completed through a lottery process. The goal of this program is for students to become bilingual and biliterate in both English and Spanish. This program is designed to provide content instruction in the target language for 90% of the day in kindergarten, 80% in 1st and 2nd, 70% in 3rd with decreasing instruction in Spanish until it reaches 50%-50% in the 5th grade. Additionally, students receive intensive, daily, academic ELD instruction

Table 2.2: K–5 Dual Immersion Program Components

Program Recipients	Program Elements	Staffing
• English learners at any proficiency level • Initially-Fluent-English-Proficient students • Students whose home language is English	• Core instruction beginning primarily in Spanish, with increasing instruction in English • Integrated ELD and use of SDAIE (Specially Designed Academic Instruction in English) strategies to access core curriculum • All lessons shall include language objectives to help access the core curriculum and for further language development • Daily, designated ELD instruction: ∗ 20 minutes in Kindergarten ∗ 30 minutes in Grades 1-5 ∗ 1 class per day (Grades 6–12) • Instruction must include listening, speaking, reading, and writing • Promotion of multicultural competency and positive self-esteem • District-adopted, standards-aligned ELD curriculum • Materials include print, audio, visual, graphic, and electronic resources. Teachers match the instructional materials with student needs; thus, they use core as well as supplemental materials	• All teachers must be appropriately certificated with a BCLAD or equivalent
Special Support Options for English learners in Dual Immersion: • Specialized instruction by personnel with literacy and EL expertise • Participation in interventions both during the school day (RtI, “Power Hour,” iReady, etc.) and before or after school in either language • Other appropriate services		

English Language Development (ELD): Designated and Integrated

English learners receive a program of instruction in English-language development in order to develop proficiency in English as rapidly and as effectively as possible. Both integrated and designated ELD are provided to all English learners, in accordance with California Code and Regulations (*CCR*, Title 5, section 11302) and Ed. Code 313, at all proficiency levels, until they become proficient in English as determined by reclassification criteria**.**

Integrated ELD is provided to ELs throughout the school day and across all subjects by teachers who have the EL authorization with their credential. The California ELD Standards are used *in tandem* with the California State Standards for ELA/Literacy and other content standards to ensure students strengthen their abilities to use English as they simultaneously learn content through English.

Designated ELD is provided by EL-authorized teachers during the regular school day. Teachers use the California ELD Standards as the *focal standards* in ways that build into and from content instruction to develop critical language ELs need for content learning in English.

Daily minimum time to devote to Designated ELD

- A minimum block of 30 minutes per day in grades 1-5 (20-minute block per day for JK/ETK/TK/K)
- Daily block or period in middle and high school
- Additional time should be allocated for ELD for students at ELPAC levels 1 and 2 in middle and high school

Designated English Language Development (ELD) Instruction

ELD instruction is based on the students' levels of English Proficiency. The purpose of Designated ELD is to teach English learners to communicate with high levels of understanding in English. ELD also provides a foundation for literacy development (reading and writing). It is a planned, specific, explicit component of the student's total educational program and is based on the student's level of English proficiency.
ELD Proficiency Levels

The three levels represent the stages of English language development, describing expectations for how well students can understand and use the English language at each level as they continue to build on existing language skills and knowledge.

> *Emerging:* Students at this level typically progress very quickly, learning to use English for immediate needs as well as beginning to understand and use academic vocabulary and other features of academic language.
>
> *Expanding:* Students at this level are challenged to increase their English skills in more contexts and learn a greater variety of vocabulary (Tier II and III academic language) and linguistic structures, applying their growing language skills in more sophisticated ways that are appropriate to their age and grade level.
>
> *Bridging:* Students at this level continue to learn and apply a range of high level English language skills in a wide variety of contexts, including comprehension

and production of highly technical texts. The “bridge” alluded to is the transition to full engagement in grade-level academic tasks and activities in a variety of content areas without the need for specialized ELD instruction.

However, ELs at all levels of English language proficiency fully participate in grade-level tasks in all content areas with varying degrees of scaffolding to develop both content knowledge and English.

Designated ELD instruction TK-12 follows six basic instructional delivery standards:

1. Each EL student is to receive daily ELD instruction that develops proficiency leveled social and academic language as part of daily instruction in the classroom to be delivered by the classroom teacher or a credential staff member.
2. Students are to be grouped for instruction by English proficiency level; Emerging, Expanding, Bridging.
3. ELD instruction at each grade level is to address California ELD Standards: Collaborative, Interpretive, and Productive Interactions; Structuring Cohesive Texts, Expanding and Enriching Ideas, and Connecting and Condensing Ideas.
4. The adopted ELA curriculum for Grades TK-12 contains designated ELD materials, which are used to support students.
5. Teachers utilize research-proven language development best teaching practices.
6. Teachers monitor the language acquisition progress of each English Learner using summative and formative assessments.

Designated ELD instruction is to be delivered in like-proficiency groupings. Grouping more than two consecutive ELPAC levels is highly discouraged as current research indicates that mixed proficiency grouping is an ineffective model for ELD instruction (Dutro, Kinsella, Olsen).

ELD student data is to be reviewed regularly in collaboration with site leadership, ELD teachers, and district ELD staff to ensure students are moved to more advanced groupings as soon as appropriate. The purpose of ELD instruction is to actively engage students in learning English vocabulary and language structures. Although ELD lessons can be related to academic content, it is critical that the core purpose of this instruction, English language acquisition, be maintained.

Integrated English Language Development (ELD) Instruction

As per the California English Language Arts / English Language Development Framework. *Integrated English language development*. English language development instruction provided throughout the day and across the disciplines. Teachers with English learners use the English language development standards in addition to their focal English language arts/literacy and other content standards to support the linguistic and academic progress of English learners.

This obliges us to move away from teaching only during Designated ELD time and approach ELD instruction for English learners ***throughout*** core content areas. Designated ELD emphasizes critical elements that are fundamental for student learning

the language of English, particularly the use of techniques and strategies to learn “how English works.” Language research strongly suggests that without explicit support in how to use English to comprehend text and express their thinking, English learners continue to be unsuccessful academically.

Fortunately, our new ELD standards acknowledge that a more comprehensive model for subject-matter instruction is required. Through professional development opportunities on ELD best practices, the new ELD standards, and Integrated ELD workshops, teachers and staff will be supported with providing ELs with support through the Integrated ELD model.

All of the instructional programs designed for EL students must contain the following components:

- Well-articulated standards-based, differentiated English Language Development (ELD) instruction, specifically designed for English learners at the student’s English proficiency level
- California State Standards aligned curriculum instruction provided either through the primary language or through integrated English Language Development
- Grade level content delivered in a language rich environment support English language fluency at each student’s level
- Structured skills designed to develop multicultural competency, positive self-esteem and pride of home language

In addition, students must receive explicit instruction and daily practice of the specific academic language of the content, including academic vocabulary and language structures using:

- academic discourse
- sentence frames
- interactive charts/posters
- graphic organizers
- word walls
- personal dictionaries
- writing models and/or templates

Multicultural Education

Cultural Identity

An educational strand, critical to all students, including English learners, is multicultural education. Multicultural education should be interwoven throughout the life of the curricular structure. The main thrust of multicultural education is as follows:

- Build self-esteem
- Understand and respect oneself
- Understand and respect others
- Develop tolerance and mutual understanding for members of a diverse society and shrinking world (multicultural competency)
- Understand the United States’ various customs, holidays, values, and history

Teachers are expected to make connections wherever and whenever possible, to the student's experiences and background, especially when introducing new and unfamiliar content. This helps students see the relevance of the content and make more sense of it. In addition to United States majority culture and history, classrooms and schools reflect, recognize, validate, and celebrate respectfully, the diverse cultural and historical holidays and contributions of new Americans representing diverse ethnic and cultural backgrounds in the United States.

"Language is the road map of a culture. It tells you where its people come from and where they are going." – Rita Mae Brown

CHAPTER THREE

Instructional Programs at Elementary (grades TK-5)



English Learner Programs in Grades TK-5

All English learners (ELs) participate in an English Language Development (ELD) program based on their identified academic and linguistic needs. Each EL receives planned, specific, intentional, and explicit language instruction as part of their daily core curriculum (Ed. Code 300-340). Students receive ELD instruction until they are reclassified. The goal of the ELD program is to develop fluency in English as effectively, efficiently, and quickly as possible. The California State Standards and California ELD Standards are used to guide instruction for ELs at their appropriate level. The criteria for placement in the ELD program are defined in Part I of this document, "Identification, Assessment, Parent Notification, and Program Placement."

At the elementary level, Designated ELD instruction is provided for a minimum of thirty minutes per day (except in JK, ETK, TK and Kindergarten classes where a minimum of 20 minutes per day is provided). Kindergarten (all programs) through 5th grade uses the Designated ELD curriculum which is part of the Benchmark Advance program, along with supplemental materials. These materials align with grade level ELA standards and content to build, widen, and deepen language across the curriculum.

Recognizing that "there is no universal EL profile and no one-size-fits-all approach that works for all English learners," BUSD Elementary schools are responsive to the various needs of their ELs. Teachers provide ELs at the beginning levels of proficiency with more support and different ways to express what they know about the rigorous grade level content. Students at-risk of becoming long-term English learners have needs that are vastly different, and need more opportunities to learn and practice academic vocabulary, to engage in academic discourse, and to refine their skills in reading and writing to be able to meet the district's reclassification criteria.

Grouping English Learners to Ensure Access to the Core Curriculum

English Learners need access to the core curriculum (social studies, science, math, ELA), these subjects are taught by integrating the California ELD Standards into the content areas. Integrated ELD assists students in developing cognitive academic proficiency in English. Such instruction must consider the level of English proficiency of each student, requiring the teacher to use specific, intentional strategies to make the subject matter comprehensible to all ELs.

> *In order for the teacher to plan and deliver integrated ELD instruction, EL students should be clustered in groups of at least six to eight students per classroom.*

When students fall behind in core subjects, appropriate interventions are implemented based on the site's Response to Intervention (RtI) plan. RtI is designed, developed, and implemented by teachers who are certified to teach English learners, using research-strategies appropriate for the language and literacy levels of the students.

Considerations for Designated ELD Instruction

Designated ELD can occur in a variety of instructional settings:

- a cluster of English Learners with adjacent proficiency levels at the same grade level
- English Learners at the same proficiency level across grade levels
- English Learners in a self-contained classroom where the teacher uses differentiated strategies to meet the instructional needs of several proficiency levels

Each school site determines the instructional setting in which students will receive Designated ELD, based on the students' language and literacy levels. Designated ELD is taught by the classroom teacher and, when possible, supported by an ELD Instructional Assistant, as needed.

A variety of assessment data such as reading comprehension levels from a variety of diagnostic assessment including, but not limited to, STAR, SRI and i Ready, statewide assessments results from SBAC and ELPAC, proficiency levels from district-created assessments (ELD Matrices), classroom grades, and writing samples are used for class placement and grouping. Progress in ELD is monitored informally throughout the year, and formally in December and May, using the ELD Matrices.

Table 3.1: Elementary Program Responsibilities

Person Responsible	Duties
Principal	Oversees and is responsible for the assessment, identification, and placement of students in appropriate programs. Validates and evaluates implementation and effectiveness of programs. Assigns appropriate personnel to programs at site and evaluates them. Ensures that the data in Aeries is accurate and up-to-date for each student in the EL program. Provides support and guidance to students and parents.
Curriculum Specialist	Assists in validating implementation of programs and placing students correctly. Assists in providing professional development for certificated and classified staff. Provides ongoing assistance to classroom teachers.
ELD Specialist	Coordinates the administration of all language proficiency assessments. Assists with appropriate placement of EL students. Provides assistance to classroom teachers. Assists in providing ELD professional development for certificated and classified staff. Provides and maintains data regarding students in the EL program. Provides support and guidance to students and parents.
Classroom Teacher	Implements the EL program. Provides appropriate instruction to students in language and literacy using State ELD/ELA Standards. Assesses and evaluates student progress on a regular basis and differentiates instruction appropriately.
Instructional/ ELD Assistants	Assists teacher with program implementation. Provides appropriate instruction as directed by the teacher.

District Administrator in Charge of EL Programs	Oversees EL program at all elementary schools, including staffing and training. Monitors program compliance. Facilitates curriculum development and provides services to sites. Evaluates Principals and District TOSA (ELD Coordinator) for program implementation.
TOSA: District ELD Coordinator	Assists District Administrator in overseeing the EL program at elementary schools. Assists District Administrator with Title III budgets, Federal Program Monitoring compliance, teacher certification requirements, assessments for ELs, and District English Learner Advisory Committee (DELAC). Provides training and support to teachers, assistants, and parents. Monitors program compliance and assists schools, as necessary.

CHAPTER FOUR

Instructional Programs at Secondary (grades 6-12)



English Learner Programs in Grades 6-12

As outlined previously, the goals for all EL students are rigorous at every level TK-12. The middle and high school program models provide flexibility, yet aim to ensure a consistent and compliant academic program that addresses the needs of EL students and promotes students' positive self-image. ELD courses at the secondary level are designed to follow the California State Standards for ELA and ELD. These grade-level appropriate courses all provide EL students with a rich linguistic environment and frequent opportunities to listen, speak, read, and write in meaningful contexts. The variety of listening and speaking activities students experience are integrated with reading and writing in ways that are comprehensible and meaningful for students of different language backgrounds. Courses are designed to build on students' prior knowledge and recognize the importance of skills learned in the primary language. Literature used in the courses represents many perspectives, diverse styles and cultures, and various points of view.

The expectations for EL student achievement at the secondary level are *the same* as those for native English-speaking students. As such, ELs have access to programs and learning All EL students will meet course requirements that lead to high school graduation and post-high school study, including admission to college or specialized vocational training. Many older newcomer students will have completed some of the Burbank Unified School District graduation requirements in their home countries before enrolling in BUSD. However, it may be necessary for an enrolling English learner to take an additional year of study in order to complete graduation requirements.

Designated ELD Instruction

In ELD 1-2 classes, instructors develop foundational communication skills. Students are taught how to use English in academic settings and to communicate in socially and culturally appropriate ways. It integrates listening, speaking, reading, and writing. Oral and written communication revolves around the use of essential grammatical forms to carry out meaningful functions and complete performance tasks. Instruction in contextualized high-frequency and academic vocabulary provides access to the core curriculum.

As students progress and gain proficiency in English, ELD 3-4 classes focus on developing reading comprehension, critical thinking skills, and oral and written expression. Grammar is taught through context, dialogue, and stories. The instructional focus is on building academic vocabulary and concepts.

In transitional English classes, students are approaching grade-level standards. Therefore, the instructional focus is on filling in gaps, improving writing and reading comprehension skills, building academic language and vocabulary, and explicitly teaching text structures. Students at this level should be close to meeting reclassification criteria.

Primary Language (L1) Support

English learners who require primary language support and are at Emerging levels of proficiency may receive support from a teacher with an appropriate credential or a certified bilingual paraprofessional working under the direction of the teacher. Preview-review in primary language is recommended for students who are at this level. This instructional configuration provides comprehensible instruction in English utilizing SDAIE strategies.

Middle School Programs

In middle school, Emerging level students receive two periods of ELD instruction daily, which includes one period of designated ELD and one period of integrated ELD in ELA. Expanding and Bridging ELs receive their designated ELD minutes through a specific course entitled Designated ELD (DELD). This class occurs daily for a full class period in place of the student's elective. The focus for the course is on gaining reading and writing proficiency and working towards reclassification. Support in the student's primary language ("L1") during content area instruction is provided to students at the Emerging levels, when available.

Table 4.1: Designated and Integrated ELD in Middle School

Structured English Immersion					
Proficiency Level	**Emerging**		**Expanding**		**Bridging**
English Class	ELD 1	ELD 2	ELD 3	ELD 4	English (T)
Designated ELD	ELD 1	ELD 2	ELD 3	ELD 4	Designated ELD
Science	Integrated ELD w/ L1 Support (when available)		Integrated ELD		
Social Science					
Mathematics					

Dual Immersion				
Proficiency Level	**Emerging / Expanding**			**Expanding / Bridging**
English Class	ELD 1	ELD 2	ELD 3	English (T)
Designated ELD	ELD 1	ELD 2	ELD 3	Designated ELD
Social Science or Science	One content area is taught in Spanish; the other in English with Integrated ELD			
Mathematics	Integrated ELD			

High School Programs

At the high school, Emerging level students receive two periods of ELD instruction daily, which includes one period of designated ELD and one period of integrated ELD in ELA. Students at the Expanding and Bridging levels of proficiency receive one period of both designated ELD combined with integrated ELD within ELA (these courses meet the UC's *a-g requirements*). Support in the student's primary language ("L1") during content area instruction is provided to students at the Emerging levels, when available.

The District recognizes the importance of primary language instruction and, therefore, recommends that all beginning level EL Spanish speaking students be placed in Spanish for Spanish Speakers while they are learning English. In these courses, students will be able to continue to develop their listening, speaking, reading, and writing skills in Spanish through a

thematic approach that utilizes works of Hispanic authors. The skills learned in these courses will facilitate learning in English, as well as increasing the students' self-concepts.

Table 4.2: Designated and Integrated ELD in High School

Structured English Immersion					
Proficiency Level	**Emerging**		**Expanding**		**Bridging**
English Class	ELD 1	ELD 2	ELD 3 (counts as English 9)	ELD 4 (counts as English 10)	Transitional English
Designated ELD	Designated ELD 1	Designated ELD 2	Designated ELD (within ELD 3 class)	Designated ELD (within ELD 4 class)	Designated ELD (within Eng. T class)
Science	Integrated ELD w/ L1 Support (when available)		Integrated ELD		
Social Science					
Math					
Health					

Students may be placed in courses based on their scheduling needs and/or readiness levels, rather than placement based by their age/grade level. For example, although World History is generally a 10th grade course, EL students may take the course when it is appropriate in their four-year graduation plan, and not be restricted to 10th grade only.

Completion of ELD Courses

- Students who meet the District's reclassification criteria at any time during the ELD program are moved to mainstream classes and the Site ELD Coordinator monitors their progress for four years. Appropriate interventions are utilized should the EL student need extra support**.**
- Students who do not meet reclassification requirements at the advanced level continue to receive the following support:
  - Transitional English (Advanced ELD) and designated ELD at the appropriate grade and proficiency level
  - Integrated ELD with Math, History/Social Science, Health/Careers, and Science
  - Interventions as appropriate to assist the student in meeting reclassification requirements

EL Students who enter the District in 11th or 12th grade

It is unlikely that the Emerging (ELD 1 or 2) level student entering 11th or 12th grade will be able to graduate by the end of the 12th grade year. Obviously, the more comprehensive and aligned to BUSD's graduation requirements the student's transfer credits are, the more realistic the possibility of graduation becomes within a reasonable time period. The District has a provision for an additional year of instruction for high school EL students. This is available to those students who can realistically attain this goal with the addition of one year of study on the high school campus. However, all Burbank Unified School District graduation requirements must be fulfilled including the completion of Health/Careers, U.S. History and two other years of history/social science. In the event entering 11th or 12th grade EL students cannot graduate by the end of the 5th year of study, they will be referred to either our Adult School or to the Community College system, both of which have comprehensive high school graduation programs for students over the age of 18.

11th and 12th grade students who enter at the Expanding or Bridging levels are enrolled in one period of ELD or Transitional English plus SDAIE core classes as appropriate. Depending upon the number and areas of transfer credits, it is possible for these students to meet graduation requirements, and therefore, be able to graduate in the June following their enrollment.

Table 4.3: Placement of English Learners in ELD Classes at the Secondary Level

The following chart represents a profile of EL students at each of the proficiency levels, based on expected progress in acquiring English. Students are moved from level to level using these criteria as well as teacher judgment.

	ELD Classes				
	ELD 1	**ELD 2**	**ELD 3**	**ELD 4 or English T**	**English T**
Time in US Schools	less than a year	1 – 2 years	2 – 3 years	4 – 5 years	5 years or more
ELPAC Overall	Level 1 or Level 2 Low	Level 2	Level 2 High or Level 3 Low	Level 3	Level 3 High or Level 4
SBAC-ELA	SBAC Score 1 or 2 in English Language Arts			SBAC Score 2-4* in English Language Arts	
Lexile Score	BR/0-200	150-650	400-900	600-1000	
Reading Grade Level Equiv. **(GMRA or STAR)**	3 yrs. or more** below grade level		2-3 years below grade level	1 – 2 years below grade level	.5 yr. below / close to grade level
Writing Characteristics	• May write 1-2 simple sentences • Uses simple present or past tenses	• May or may not fully address the prompt • Has 3 sentences in a mostly logical sequence • May have run-ons or fragments • May be able to write compound/complex sentences • Errors don't interfere with reader's understanding	• Addresses prompt • Writes 2-3 simple paragraphs with topic sentences, details and conclusion. • Writes compound & complex sentences, • Minor errors don't interfere with reader's understanding	• Addresses prompt clearly • Organizes essay appropriately (introduction, body, conclusion) • Uses key ideas and some supporting details in the body of the essay • Adequately develops plot, setting, and characters. • Can write 3-4 paragraph essays/stories. • Organizes ideas and details in a logical structure utilizing some transitions • Uses words appropriately, varies sentence structure. • Uses more complex vocabulary and detailed sentences	
Notes:	Generally, if a student has been schooled in the US since TK, Kinder or 1st grade, ELD 1-3 would not be the correct placement, even if his/her ELPAC scores would indicate otherwise. He/she is considered to be a long-term EL and needs different kind of instruction than ELD 1-3.			If a student has been in US schools since TK, K or 1, but is still 2 or more years below grade level, place him/her in English (T) and recommend an additional reading intervention class. Also, when recommending intervention, document the dates of previous SSTs.	

*SBAC Score of 3 or 4 qualifies a student for reclassification. However, the student must also have a score of 4 overall on the ELPAC to be reclassified. So, even though they may have met or exceeded standards on the SBAC ELA, they cannot be reclassified until the ELPAC overall is a 4.

**The use of "or more" includes a very broad range. For example, a beginning level proficiency student who enters BUSD in grade 12 may be <u>significantly</u> more than 4 years below grade level in English reading.

Table 4.4: Secondary Program Responsibilities

Person Responsible	Duties
Principal	Oversees implementation of programs. Assigns qualified personnel to programs at site and evaluates them.
Assistant Principal	Oversees placement of students in appropriate programs Assists in evaluating personnel as assigned by principal. Oversees IEP/SST process for EL students.
Classroom Teacher	Implements the District program for ELs. Provides appropriate instruction to students and access to core curriculum. Confers with site ELD Coordinator on an ongoing basis regarding student progress and program design.
Instructional/ ELD Assistants	Assists teachers with implementation of EL program. Provides primary language assistance and appropriate instruction as directed by the teacher and based on student need.
Site ELD Coordinator	Tests identified students in accordance with State regulations. Assists with appropriate placement of ELs and monitors their progress. Interfaces with administrators and organizes ELAC meetings. Makes recommendations about the purchase of materials. Provides assistance to classroom teachers. Maintains and provides data about students in the EL program. Provides support and guidance to students and parents.
Clerical Support Staff	Administers State mandated tests. Keeps records of EL students. Sends home parent letters of assessment results and reclassification. Contacts parents to attend ELAC meetings.
Counselor	Coordinates services for special needs students. Assigns EL students to appropriate classes as outlined in the Master Plan and in conjunction with the site ELD Coordinator. Provides support and guidance to students and parents.
District Administrator in Charge of EL Programs	Oversees EL program at all elementary schools, including staffing and training. Monitors program compliance. Facilitates curriculum development and provides services to sites. Evaluates Principals and District TOSA (ELD Coordinator) for program implementation.
TOSA: District ELD Coordinator	Assists District Administrator in overseeing the EL program at elementary schools. Assists District Administrator with Title III budgets, Federal Program Monitoring compliance, teacher certification requirements, assessments for ELs, and District English Learner Advisory Committee (DELAC). Provides training and support to teachers, assistants, and parents. Monitors program compliance and assists schools, as necessary.

CHAPTER FIVE

Monitoring Student Progress



Monitoring Student Progress

Language proficiency and academic progress of English learners will be evaluated and monitored on an ongoing basis throughout the year (minimum of twice a year). Progress will be monitored by the site principal, site EL staff, classroom teachers, and at secondary, by the intervention counselors.

Assessments Used in the District

Student progress is monitored based on a set of District-adopted and State-mandated assessments. The assessments used in BUSD are shown in Tables 4.1–4.2. Results determine English language proficiency and evaluate students' academic performance. These assessments include:

- English Language Proficiency Assessments for California (ELPAC)
- CAASP/SBAC Assessments
- ELD Matrices in K – 5
- ELD and ELA writing prompts in 6-12
- Math assessments
- Reading comprehension assessments (e.g. Reading Inventory, STAR, iReady)
- Grades/Transcripts

Assessment results are maintained electronically in the student information system (Aeries). This allows district administrators, principals, teachers, and EL staff rapid access to results in a variety of formats. This information is used for a variety of purposes, including, but not limited to, placement in an ELD program, progress towards reclassification, and identification of students in need of intervention.

Table 5.1: English Language Development (ELD) Assessments

Assessment Instrument	Grade Level	Description	When Administered	Who Administers
English Language Proficiency Assessments for California (ELPAC)	TK-12	State mandated instrument that assesses listening, speaking, reading and writing in English	*Initial:* within 30 calendar days from date of enrollment *Summative:* February–May	Trained staff at each school site
District Assessment (ELD Matrix)	K-5	Assesses student progress along the continuum of the ELD standards	Mid-Year and End of Year	Classroom Teacher
Writing Prompts	6-12	Students write based on a prompt and are scored on a proficiency-based rubric	Twice a year; once each semester	Classroom Teacher

Table 5.2: Assessments Measuring Academic Achievement

Assessment Instrument	Grade Level	Description	When Administered	Who Administers
Smarter Balanced Assessment (SBAC)	3–8 and 11	Criterion referenced tests assessing student's mastery of grade level standards in English Language Arts, Math, and Science State mandated instruments that assess ELA and math Results used for reporting on the California Dashboard	Annually in Spring	Classroom Teacher
English Language Arts assessments	TK-12	Curriculum-embedded assessments	Periodically throughout the year (e.g. end of theme or unit)	Classroom Teacher
District Assessments	TK-12	Standards-based ELA, math, and science in TK-12, and social science in 6-12.	At each trimester (K-5) or each semester (6-12)	Classroom Teacher

District-Level Performance Expectations for ELs

Annual Growth Expectancies on ELPAC

EL students are expected to gain proficiency (Level 4: Well Developed) within 5-6 years of active participation in ELD instruction. The District also recognizes that students achieve English proficiency at various rates depending on several variables: age at entry, language and literacy levels in primary language, prior former schooling, presence of learning disabilities, and motivation.

Table 5.3: Proficiency Benchmarks for English Learners by Time in Program

Level of Proficiency at Time of Enrollment in ELD Program						
ELPAC Levels	**Level 1**	**Level 2 Low**	**Level 2 High**	**Level 3 Low**	**Level 3 High**	**Level 4**
	Beginning	**Somewhat Developed**		**Moderately Developed**		**Well Developed**
Smarter Balanced (SBAC) Levels	**N/A**	**Standard Not Met**		**Standard Nearly Met**		**Standard Met**
Time in ELD Program	Year 1 → Year 2		Year 3	Year 4	Year 5	Year 6
		Year 1 → Year 2		Year 3	Year 4	Year 5
			Year 1 → Year 2	Year 3	Year 4	
				Year 1 → Year 2		Year 3

Table 5.4: Scale Score Ranges for Low 2→High 2 and Low 3 →High 3

Grade	2L SS Range	2H SS Range	3L SS Range	3H SS Range
K	1374-1397 (24 pts)	1398-1421 (24 pts)	1422-1447 (26 pts)	1448-1473 (26 pts)
1	1411-1432 (22 pts)	1433-1454 (22 pts)	1455-1480 (26 pts)	1481-1506 (26 pts)
2	1424-1446 (23 pts)	1447-1470 (24 pts)	1471-1500 (30 pts)	1501-1531 (31 pts)
3	1448-1467 (20 pts)	1468-1487 (20 pts)	1488-1510 (23 pts)	1511-1534 (24 pts)
4	1459-1478 (20 pts)	1479-1498 (20 pts)	1499-1523 (25 pts)	1524-1548 (25 pts)
5	1467-1489 (23 pts)	1490-1513 (24 pts)	1514-1536 (23 pts)	1537-1559 (23 pts)
6	1475-1495 (21 pts)	1496-1516 (21 pts)	1517-1541 (25 pts)	1542-1566 (25 pts)
7	1481-1503 (23 pts)	1504-1526 (23 pts)	1527-1550 (24 pts)	1551-1575 (25 pts)
8	1486-1509 (24 pts)	1510-1533 (24 pts)	1534-1561 (28 pts)	1562-1589 (28 pts)
9-10	1493-1518 (26 pts)	1519-1544 (26 pts)	1545-1574 (30 pts)	1575-1605 (31 pts)
11-12	1500-1526 (27 pts)	1527-1554 (28 pts)	1555-1584 (30 pts)	1585-1614 (30 pts)

EL students who do not meet these benchmarks will need a plan for intervention. In general, this will include EL students: 1) who are more than one year below the expected time in program expectation in EL proficiency and/or 2) whose test scores fall outside the expected benchmarks for proficiency in English as assessed by the ELPAC.

At elementary, these students should have Individual Learning Plans (ILPs). As part of these plans, students will be assigned to targeted interventions that address both language and academic needs.

At secondary, students in this category will need the following:

- Accelerated ELD, either through an English Language Arts class with accommodations for the student's level of ELD, or an intervention class that addresses both language and literacy skills
- Instruction in the core academic subjects with Integrated ELD by an appropriately credentialed CLAD or BCLAD teacher
- Counseling and monitoring to ensure that the student is enrolled in appropriate classes meeting secondary school promotion/graduation requirements
- Intervention support (before, during or after the school day)

Support Process

Criteria for identification includes the amount of time in the ELD program and lack of progress in demonstrating English proficiency as determined by ELPAC scores, results from the Smarter Balanced Assessment in English Language Arts (SBAC-ELA), that

indicate “not meeting standard” or “nearly meeting standards,” test scores from curriculum-based assessments that are two grade levels below current grade level standing, poor attendance, discipline issues, teacher recommendation and parent input. EL students in need of support will receive intervention instruction according to the school site’s implementation of a Multi-tiered System of Support (MTSS).

In addition to the intervention program, these students will also receive access to grade level English Language Arts instruction and grade level ELD instruction. After-school programs and tutoring may also be available and use supplemental research-based materials proven effective in meeting the specific linguistic needs of English learners.

The goal of intervention is to bring students within the benchmarks for adequate achievement in English language development and in the core curriculum areas. For an intervention to be considered successful, *students would be expected to make more than a year's growth within a year's time*. If after one or more years of documented support a student does not show adequate progress, the teacher, counselor and/or site EL staff may suggest that the student’s progress is discussed by the site’s Student Study Team. It is considered at that point that the educational needs of the student exceed specific language development interventions.

Table 5.5: Multi-Tiered System of Support

Tier	Criteria	Description
Tier 1: Universal	All Students	Students identified in Tier 1 receive standards-based instruction that incorporates research-based strategies to differentiate content in order to meet the individualized needs of students. Student receives instructional support through differentiation within their assigned instructional setting (Structured English Immersion or Dual Immersion).
Tier 2: Targeted	Students with some risk factors	Students identified in Tier 2 receive targeted strategic instruction beyond, and in addition to, the core program. This occurs in smaller targeted instructional groups. Instructional interventions in Tier 2 are designed to accelerate specific identified skills or skill sets. Student’s progress is closely monitored for appropriate modifications and regrouping.
Tier 3: Intensive	(2 or more years below grade level)	Students identified in Tier 3 receive intensive instruction in very small groups designed to accelerate students in reading and language development. Students receive intensive intervention instruction designed to move students to grade-level as quickly as possible.

Reclassification Rate

It is a programmatic goal that the District reclassification rate will be at least three percentage points above the State average. This information is reported annually in the site English Learner Program Annual Review as well as the California Dashboard.

Rate of Participation of EL/RFEP Students in GATE, Honors, and Advanced Placement Courses

The representation of EL students in these programs will be proportional to the number of EL/RFEP students in the school-wide population. This data is recorded annually in the Site EL Program Evaluation document.

Provisions for Students on Individualized Education Programs (IEPs)

Students with IEPs may receive accommodations and/or designated supports on the ELPAC test as determined by the IEP team. In some circumstances, students may be given the Alternate ELPAC or alternate district benchmark tests.

Use of Assessment Data for Instructional Planning and Scheduling

Teachers use formative ELD, language arts, and mathematics curriculum-embedded assessments to analyze student progress for planning differentiated instruction and to provide classroom interventions or enrichment. ELPAC and other assessment data is used for instructional grouping for ELD at the elementary level and student placement in appropriate ELD courses at the secondary schools. SBAC test results are used in conjunction with district assessments in language arts and mathematics to identify students in need of interventions and to assign them to appropriate instructional schedules. Students who exceed grade level benchmarks for growth on these assessments will be considered accelerated and moved to more advanced groups/classes.

Ongoing Monitoring of Student Progress

English learners' academic performance is monitored in grades TK–12 in order to evaluate language proficiency, identify academic needs and develop action plans and goals for student improvement. This monitoring will ensure that students are continuing to make expected academic growth and provide information that informs instruction. Monitoring also alerts teachers to students who may be struggling or who need to be challenged. Grade level and/or department teams, including the site principal (or designee) and site EL staff will meet to examine student data on the assessments and plan instruction accordingly. These collaborative meetings may include assignment of English learners to appropriate interventions/enrichment. These meetings may also result in the development of a Support Plan for students not meeting ELD or academic achievement growth expectations.

At-Risk Long-Term English Learners and Long-Term English Learners

English Learner "At-Risk" of Becoming a Long-Term English Learner ("At-Risk"): An EL student to which all of the following apply: is enrolled in grades 3 to 12; and has been enrolled in a U.S. school for 4 or 5 years; and for students in grades 3 to 9, has scored at the "Standard Not Met" level on the prior year administration of the Smarter Balanced Assessment (SBAC)-English Language Arts (ELA). Students for whom one or more of the required testing criteria are not available are determined to be "at-risk." In addition, the SBAC-ELA component of the "at-risk" determination is not applied to students in grade 3 because they do not have prior year SBAC-ELA test scores available.

Typical Characteristics of LTELs

LTELs typically...

- Function well socially in English and the home language
- Lack oral and literacy skills needed for academic success, particularly as they progress through secondary school
- Read and write below grade level
- Struggle with academic language
- Lack understanding of academic genres and display weak English syntax, grammar, and vocabulary
- Struggle in content areas that require literacy

Sources: Menken & Kleyn, 2009; Menken, Kleyn, & Chae, 2012; Olsen, 2014, Spaulding, Carolino, & Amen, 2004

Long-Term English Learner (LTEL): An EL student to which all of the following apply: is enrolled in grades 6 to 12, inclusive; and has been enrolled in a U.S. school for six or more years; and for students in grades 6 to 9, inclusive, has scored at the "Standard Not Met" level on the prior year administration of the SBAC-ELA. In addition, please note the following: (1) students for whom one or more of the required testing criteria are not available are determined to be an LTEL; and (2) the LTEL determination for students in grades 10–11, is based solely on number of years in U.S. schools.

The Burbank Unified School district supports At-risk LTELs and LTELs in a variety of ways. In Elementary, At-risk LTELs are supported academically using an Individualized Learning Plan, or ILP. An ILP is a document used to summarize how the students' educational needs are being met in the classroom and how the parents/guardians should be supporting the child at home. ILPs are offered in the areas of Reading, Writing and Math. All At-risk LTELs are on an ILP for either reading or math. Some students in grades 3 – 5 may be on a reclassification plan instead of an ILP, when applicable.

Table 5.6: English Learner Intervention Plan Staff Roles and Responsibilities

Persons Responsible	Duties
Principal	Responsible for the process at school.
Site EL Staff	Creates rosters of students meeting criteria that indicate a need for academic support. Attends meetings and completes the follow-up monitoring.
Classroom Teacher	Provides Tier 1 and 2 instruction. Monitors and reports progress to site administration, Curriculum Specialist or Title I Coordinator, and the ELD Specialist or Coordinator.
District TOSA: Coordinator of ELD Services TK-12	Supports site personnel in developing support plans and in monitoring student progress.

CHAPTER SIX

Reclassification Process and Monitoring

6

Reclassification

Definition

Each former English learner who has been reclassified as Fluent English Proficient (R-FEP) has demonstrated English language proficiency comparable to that of average native English speakers and can participate equally with average native speakers in the school's regular instructional program.

Purpose

The purpose of reclassification is to determine that an English learner has met district established criteria and can participate equally with native speakers in the school's regular instructional program. Once students are reclassified, they are designated as Reclassified Fluent English Proficient (R-FEP).

Criteria for Reclassification

The following criteria are used to determine when English learners have demonstrated English Language proficiency comparable to that of average native English Speakers, can participate equally with them in the school's regular instructional program, and have developed the English language skills necessary to succeed in an English-only setting. These students should be reclassified as Fluent English Proficient (R-FEP).

Table 6.1: Reclassification Criteria

Area	Data Gathered	Reclassification Criteria
English Language Proficiency	Most recent ELPAC test or Alternative Assessment*	Overall level 4: "Well Developed"
Comparison of Performance in Basic Skills	Most recent State test results (SBAC) **Or** District reading comprehension + writing prompt scores	SBAC: Level 3 or 4 on English Language Arts *or, if SBAC ELA result is a 2 or student didn't take SBAC:* Reading comprehension assessment and writing prompt scores meeting grade level expectancies
Teacher Evaluation	Reclassification worksheet, student writing sample (when applicable), and current report card	**Grades 1–5:** • Report card indicates that student is meeting grade level standards **Grades 6–12:** • Minimum of "C" in content areas (except math) on most current report card3 *If there are any deficits, the teacher agrees that:* • The student is performing successfully in academic areas per IEP goals and/or any deficits in motivation or performance are unrelated to English language proficiency
Parent Opinion and Consultation	Description of results and consultation with parent	After having reviewed the data and received an appropriate explanation, the parent signs the form.

Reclassification Process

Step: 1

The reclassification process is initiated with the receipt of official ELPAC results and the SBAC English Language Arts (ELA) test results. Site EL staff will run reports using Aeries to collect and analyze State test data. EL students who meet the benchmarks for both of the State tests are identified as potential candidates for reclassification. The site EL staff completes a Reclassification Worksheet. This form includes the following data for English learners:

- ELPAC Scores
- SBAC
- Demographic information
- District Benchmark Scores (ELA, Math, ELD, Writing)
- Progress toward IEP goals, when applicable
- Discipline, attendance, and prior interventions (only in cases where there are deficits in motivation or performance that are unrelated to English language proficiency)

Step: 2

The site EL staff meets with student's core subject classroom teacher(s) to discuss the reclassification process for the identified English learners.

Step: 3

The site's Language Assessment Team, consisting of the principal or assistant principal, the site EL staff, and student's core subject classroom teacher(s) reviews the student data to determine which students meet reclassification criteria. (Other optional team members may include school counselors, other resource teachers, and any other appropriate personnel that have direct knowledge of the student's academic progress.)

Step: 4

The site EL staff will consult with parent/guardian of the EL identified as ready for reclassification. This consultation can be in writing, over the phone, or in person. The parent/guardian will be given a copy of the assessment results. The parent/guardian will be advised that the child meets all the qualifications to move from EL to R-FEP. The parent/guardian signs the Reclassification Worksheet, or the tear-off portion of the Notice of Language Reclassification letter indicating that they agree their child's reclassified to R-FEP status. The parent communication will be conducted in a language understandable to the parent or guardian. The student may be reclassified even if the parent/guardian does not attend a consultation meeting or objects to the reclassification.

Step: 5

The site EL staff will change language fluency and enter reclassification data in the student information system (Aeries). The site EL staff will file all reclassification forms in student EL student cumulative record (CUM) folders and remove the EL Green Folder. The site EL staff must verify that all data in the student record is current regarding language fluency, language services, and program.

Note: In order to ensure proper placement in 6th and 9th grades, reclassification for 5th and 8th grade ELs must be completed before the end of the school year. The site EL staff provides a list of continuing EL and reclassified students to the ELD Coordinator and school counselors at the appropriate receiver schools in enough time to assure the best placement of EL and R-FEP students at the secondary levels.

Table 6.2: Roles and Responsibilities for Reclassification

Persons Responsible	Duties
Site Administrator	Oversees for the reclassification process at school.
Site EL Staff	Initiates, monitors, and completes the reclassification process, contacts parents, requests translators, and monitors academic progress of R-FEP students for two academic school years.
Teacher	Identifies students for reclassification and monitors R-FEP students. Assists site EL staff in classroom and district data collection.
TOSA: District ELD Coordinator	Monitors the reclassification process and provides guidance in the decision-making process.

Reclassification Monitoring

R-FEP Follow-up Monitoring

Students who have been reclassified as R-FEP must be monitored by the site English learner staff for four years. The site EL staff monitors each student using the R-FEP Monitoring form as a tool to monitor academic progress at least 2 times per year. The R-FEP Monitoring Form is filed student's cumulative record folder. If the student's grades fall below grade level (2) in grades K–5 or below "C" in grades 6–12 in any core content class, the site EL staff meets with the student's teacher(s) to insure that interventions are put into place. Follow up support services will be provided for students who do not demonstrate satisfactory progress. These may include, but are not limited to:

- Response to Intervention support provided at school
- Additional academic counseling
- Referral to a Student Study Team
- Additional diagnostic assessment

Reclassification Provision for Special Education Students

All students with IEPs must also meet reclassification criteria. The reclassification process used for general education students is also used for students with IEPs who are being instructed using the general education curriculum with accommodations and/or modifications. If a student in this situation fails to meet the reclassification criteria within the expected time frame, the IEP team will review and reassess to determine if

factors other than language (e.g. specific learning disability) are responsible for the lack of progress. The site EL staff will complete the Reclassification Option 2 worksheet and review it with the students' case carrier, teachers, counselor (at secondary), and site administrator to determine appropriate classification and support.

CHAPTER SEVEN

Staffing and Training

7

Staffing and Training

The Burbank Unified School District complies with the Commission on Teacher Credentialing (CTC) standards and requirements for teacher authorization in California. All ELD, primary language, and SDAIE instruction is delivered by teachers with the appropriate authorization to teach ELs issued by the CTC. In addition, teachers with a Certificate of Completion of Staff Development for SDAIE (as authorized by SB 1969/395 and AB 2913) shall also be considered certified and competent to provide ELD instruction. (BUSD Board Policy 4112.22)

Staffing Needs

Each school determines the type of programs necessary to meet the needs of their EL students, considering the number of students at each level by language. Students are placed into appropriate programs and assigned to teachers with the necessary credential or authorization for teaching ELs. This includes special education teachers who work with EL students. They are required to have appropriate CTEL, CLAD, SB 1969/395, AB 2913, or BCLAD certification in addition to their special education certification. Teachers may be in training to meet authorization requirements.

Recruitment and Hiring

All District and school administrators take an active role in recruitment efforts. The District intent is to hire and retain highly qualified teachers who have the authorization for teaching English learners (CLAD certification or CTEL). All new hires are notified of training requirements before contracts are signed. (Administrative Regulation 4112.22)

Training

New teachers who have obtained their credentials in California will have CTEL training through their teacher training program. Thus, their preliminary credentials will have the necessary authorizations for them to work with English learners. In addition, through an induction program (like Induction), they receive additional training on the ELD program in our particular District.

Teachers who received their credentials from other states have until March of the second probationary year to complete the CLAD authorization.

The administrator(s) in charge of programs for EL students coordinates and monitors on-going professional development in the district and/or at school sites. This includes but is not limited to data analysis and planning for instruction, engagement strategies for students, and research-based strategies for teaching ELs.

On-going professional development for both new and veteran teachers includes:

- California ELD Standards
- Designated ELD
- Integrated ELD
- ELLs and the SST Process
- Project G.L.A.D. (Guided Language Acquisition and Development)
- Step Up to Writing
- Kagan Engagement Structures

Training takes place both at the site and district level. Implementation of the strategies and information learned through the PD is monitored during the monthly EL Program Classroom Observations conducted by site administrators.

Paraprofessonals

ELD paraprofessionals attend District staff development days and receive training at their school sites. Schools are encouraged to send paraprofessionals to Multidistrict Paraprofessional Institutes (MTPI) sponsored by the LACOE. In addition, the Burbank California Association for Bilingual Education (CABE) chapter offers scholarships to bilingual paraprofessionals who are pursuing teaching credentials.

Table 7.1: Responsibilities for Staffing

Person Responsible	Duties
Site Administrator	Determine staffing needs. Identifies training needs. Plans for staff development. Monitors classrooms and ELD program implementation. Evaluates staff. Makes requests for teachers and paraprofessionals.
Assistant Superintendent of Human Resources	Recruits/hires/places staff. Facilitates contract issues.
District Administrator in Charge of EL Programs	Coordinates District training. Monitors all training. determines paraprofessional need. Monitors programs for EL students. Assists with recruitment, hiring, and placement of staff. Monitors budget expenditures. Assists with recruitment, hiring, and placement of staff.
TOSA: District ELD Coordinator	Works with site and district administrators to provide district and site training for teachers and paraprofessionals.

CHAPTER EIGHT

Basic and Supplemental Resources



General and Categorical Funding

Funds are allocated following the mandates prescribed by the Education Code, State regulations and district policies. Title III and other categorical funds are used to supplement the base educational program and not to supplant general fund monies. The core program is supported by the general fund. Expenditures are audited annually by the District's Business Office, Director of Categorical Programs and by external auditors. The following process is used to develop plans for program operations and improvement, and the consequent allocation of funds:

1. The School Board, in collaboration with the District Superintendent's goals and objectives, sets the foundation for the EL program from a District perspective.
2. The Superintendent's Cabinet identifies and prioritizes needs based on the Board's goals and objectives and data analysis and allocates funds and other resources to support those needs.
3. The Director of Categorical Programs allocates funds based on data collected from the Consolidated Application for federal funds, meets with school principals to ensure compliance, presents school and district plans to the Board for approval, and monitors expenditures throughout the year.
4. Site principals coordinate development of their school level plans and prioritize the needs of their students based on data. Principals meet with the School Site Councils and ELAC groups before they approve the school plan and budget.
5. Site and District Advisory Committees take the following roles:
   - The School Site Council develops the school site plan and annually reviews and updates it.
   - ELAC members advise and are expected to actively participate in the development of the school level plan.
   - DELAC actively participates in the development of the district level plan.

Each fall, the district and site budgets are shared with the DELAC and site ELACs.

Information about these budgets is provided to parents during the fall trimester. In the spring, in preparation for the development of each School Plan for Student Achievement and the District's Local Control and Accountability Plan (LCAP), information on anticipated allocations is provided to the DELAC and site ELACs. The *Master Plan for English Learners* is aligned programmatically and fiscally to major policy, planning and budgeting documents used at the district and site levels. These include but are not limited to:

1. Burbank Unified School District Board Policies
2. District Board and Superintendent Goals
3. Title III Corrective Action Plans, when required
4. Local Educational Area (LEA) Plan (Federal Addendum)
5. School Plans for Student Achievement (SPSA)
7. Federal Program Monitoring (FPM) requirements
8. All additional relevant Federal, State and local directives

General Fund Resources

The district uses the General Fund to provide the base program for all students. This includes core curricular materials, instructional supplies, teachers' salaries and other district services (for example, transportation, library, Special Education, health, and counseling) as well as support systems for monitoring program implementation and student progress, and for program evaluation. Core materials in Language Arts and Mathematics provide universal access supplements to help ensure that English learners have access to the core curriculum. The base program also includes district adopted ELD program materials. The district provides primary language instructional materials for students enrolled in bilingual alternative programs.

Supplemental Funds

Both the State and federal governments provide supplemental funds that are used to support programs and services for English learners. Expenditures include, but are not limited to:

- Instructional assistants for ELD or primary language support
- EL assessment instruments
- Supplemental instructional materials.

These categorical funds should not be used to supplant general funds or other State or local resources.

Table 8.1: Basic and Supplemental Resources

Person Responsible	Duties
District Administrator in charge of EL Programs	Informs principals of regulations and requirements for appropriate expenditures of Title III LEP and Immigrant funds. Approves all requisitions expending Title III LEP and Immigrant funds. Monitors and manages budges for Title III funds. Chairs curriculum committees to revise curriculum and adopt core curriculum materials.
Principals	Order supplemental materials for programs for EL students
Fiscal Services Department	Monitors and manages budgets for Title III LEP and Immigrant funds

CHAPTER NINE

Parent and Community Engagement



Parent and Community Engagement

Burbank Unified School District believes that family and community engagement is a fundamental component to student success and achievement. The engagement of families and community members in the education of our students creates a positive bond between the home and school. The families of all of our students, especially those of our ELs, are valuable resources and celebrated in the education of students. Their languages, cultures, talents, and lived experiences are critical resources unique to each school community.

This section demonstrates the District's commitment to fostering strong home and family school connections for all students, especially for ELs. The value of family involvement in the work of our schools goes beyond these compliance requirements, as outlined in the California education code.

Advisory Committees for EL Students

English Learner Advisory Committees at both the school and the District levels provide an integrated school staff/parent/community group to ensure that the program for EL students is well-planned, effectively implemented, and provides for success achieved by EL students commensurate with the success achieved by native English speakers.

Site English Learner Advisory Committee (ELAC)

Legal Requirements

Each school with 21 or more English learners must establish a functioning English Learner Advisory Committee (ELAC) to meet the following legal requirements:

- Advising the principal and staff in the development of a site plan for English learners and submitting the plan to the School Site Council for consideration of inclusion in the School Plan for Student Achievement.
- Assisting in the development of the schoolwide needs assessment.
- Ways to make parents aware of the importance of regular school attendance.
- Each ELAC shall have the opportunity to elect at least one member to the District English Learner Advisory Committee (DELAC).

ELAC Membership Guidelines

1. The proportion of ELAC members who are parents of English learners must at least equal the percentage of English learners enrolled in the school.
2. Membership includes parents and school staff. (Staff member representatives will be fewer than the number of parents). Members are elected by the EL parents at the school using a Slate Ballot after the first ELAC meeting.
3. All parents/guardians of English learners have an opportunity to vote and elect ELAC officers.
4. ELAC officers serve their term of office according to each site's bylaws.
5. Elections for ELAC officers are conducted at each school site by October 31.
6. At its first or second meeting of the year, the ELAC elects one representative to the District English Learner Advisory Committee (DELAC).

7. ELAC shares their recommendations with SSC either in person, or in writing (see form on following page). Recommendations should be documented in ELAC and SSC minutes.
8. School sites provide translation of documents and interpretation during meetings, as needed.
9. Each year members receive materials in their home language, and training related to carrying out their legal responsibilities.

ELAC Implementation Guidelines

1. The site principal is responsible for establishing the ELAC.
2. The site principal is responsible for ensuring that regular meetings of the ELAC take place at least four times a year.
3. The principal and/or site EL staff will coordinate meetings, communication, and documentation (i.e. calendar, legal requirements and topics covered, members) between the site and the District's Instructional Services Department.
4. The principal will arrange an agenda planning session with the ELAC chairperson at the beginning of each school year.
5. The principal and ELD Coordinator/Specialist will attend the meetings and assist the ELAC chairperson in running them in a consistent manner throughout the year.
6. Meeting dates and times will be determined, with ELAC input, and publicized in English and other languages in advance (minimum 72 hours prior to meeting). The meeting dates will also be posted on the school website, along with any resources covered at those meetings, when applicable.
7. ELAC meetings will be conducted with agendas and minutes.
8. The principal will maintain all ELAC documentation (calendar, flyers/meeting notices, agendas, sign-in sheets and all handouts) on site, and provide copies of agendas, minutes, and sign-in sheets to the District Administrator in charge of EL Programs.

Training for ELAC Members

Each year, the school and/or district provides materials and training for ELAC members by November 30 to assist them in carrying out their legal responsibilities. This training includes a description of both the opportunities and limitations on actions members may take. ELAC members provide input into the selection of training content. The site principal and ELD Coordinator/Specialist provide an overview of roles and responsibilities, and the district provides further appropriate training, including information about the relation between ELACs and the DELAC, and the responsibility of ELAC representatives to the DELAC, who function as liaisons between both groups.

Figure 9.1: Sample ELAC/SSC Agenda

Burbank Unified School District
Name of School Committee/Council

Agenda (*Sample*)
Date of Meeting

	1a. School Plan Development – Data Analysis & Needs Assessment		2a. EL Program Design/ Development		3a. School Safety Plan Development & Approval
	1b. School Plan Development – School Goals & Improvement Activities		2b. EL – Data Analysis & Needs Assessment		3b. Helping Students at Home (Academic & Social Skills)
	1c. School Plan – Monitoring & Evaluation		2c. EL – Monitoring & Evaluation		3c. Training – Roles and Responsibilities
	1d. School Plan – Budget Development & Monitoring		2d. EL – Budget Development & Monitoring		3d. Election of SSC/ELAC/DELAC Members
	1e. School Plan Approval		2e. EL - Reclassification		3e. Parent Involvement Policy – Development, Approval & Distribution
	1f. Title I Program Description		2f. EL – Parent Training		3f. School Compact – Development, Approval & Distribution
			2g. EL – Language Census Discussion (R30)		3g. Academic Standards
	1h. Effective Communication w/Parents		2h. EL – School Attendance Discussion		3h. CAASPP Assessment Results
	1i. Title I Parent Trainings/Parent Policy		2i. Parent Input on Title I, III, LCAP		3i. Uniform Complaint Procedures

I. Welcome and Introductions

II. Call to Order

A. Approval of Minutes
B. Approval of Proposed Agenda

III. Committee Reports

IV. Legal Requirements

V. Unfinished Business

VI. New Business

VII. Public Comments

VIII. Adjournment

Figure 9.2: Template for ELAC Minutes

Burbank Unified School District
Name of School Committee

Minutes (*Sample*)
Date of Meeting

	1a. School Plan Development – Data Analysis & Needs Assessment		2a. EL Program Design/ Development		3a. School Safety Plan Development & Approval
	1b. School Plan Development – School Goals & Improvement Activities		2b. EL – Data Analysis & Needs Assessment		3b. Helping Students at Home (Academic & Social Skills)
	1c. School Plan – Monitoring & Evaluation		2c. EL – Monitoring & Evaluation		3c. Training – Roles and Responsibilities
	1d. School Plan – Budget Development & Monitoring		2d. EL – Budget Development & Monitoring		3d. Election of SSC/ELAC/DELAC Members
	1e. School Plan Approval		2e. EL - Reclassification		3e. Parent Involvement Policy – Development, Approval & Distribution
	1f. Title I Program Description		2f. EL – Parent Training		3f. School Compact – Development, Approval & Distribution
			2g. EL – Language Census Discussion		3g. Academic Standards
	1h. Effective Communication w/Parents		2h. EL – School Attendance Discussion		3h. CAASPP Assessment Results
	1i. Title I Parent Trainings/Parent Policy		2i. Parent Input on Title I, III, LCAP		3i. Uniform Complaint Procedures

I. Welcome and Introductions

II. Call to Order

(Open the meeting and state the time. Count the members present. Indicate if a quorum is met. A quorum is 51% of the total ELAC membership. If a quorum is not met, the meeting can proceed as an informational meeting only; items may not be voted on.)
The meeting was called to order at _____by the Chairperson, _____.
The Chairperson welcomed all present to the _____English Learner Advisory Committee and asked everyone to introduce him/herself.

A. Approval of Minutes
(The minutes are both approved and seconded as read or as corrected.)
The Secretary _____ read the minutes from the _____meeting. It was moved by _____ and seconded by _____ that the minutes be approved as written (or as corrected/amended).

B. Approval of Proposed Agenda

(The agenda is both approved and seconded, or members may vote to add items.)
It was moved by _____ and seconded by _____ that the agenda be approved as written (or as corrected/amended).

III. Committee Reports

(This section includes correspondence and various committee or advisory committee reports. Each report could conclude with a motion that the Council must address.)

IV. Legal Requirements

(List the topic to be addressed from the numbered list above. If no items are to be addressed, delete this section. Note the items on the agenda and who presented)
Legal Requirements:_____
Parent Input/Advice:_____
The following is a summary of the advice/input from _____ (specific parents) offered on _____ legal requirement(s).

V. Unfinished Business

(This section includes any issue that was not concluded, postponed, or tabled during the prior meeting. The chairperson and principal would add these items to this section of the agenda.)
Follow-up on Topic(s) and presented by:_____

VI. New Business

(This section identifies any new issues before ELAC. Include any announcements in this section.)

New Topics and presented by: _____

Presentations or Guest Speakers: The following is a summary of the presentation on _____, given by the guest speaker _____.

Action by whom?

VII. Public Comments

(1-3 minutes as determined by SSC and recorded in bylaws or on agenda.)

VIII. Adjournment

(A motion to adjourn may be made at any time of the meeting. The Council should establish a timeline for its meetings. If the business cannot be completed, a special meeting of the Council should be called to address the remaining agenda items.)

Meeting adjourned at _____.

Figure 9.3: Template for ELAC written recommendations to SSC

ENGLISH LEARNER ADVISORY COMMITTEE (ELAC) RECOMMENDATION TO SCHOOL SITE COUNCIL (SSC)

_____

(Name of School) (Date of Meeting)

The ELAC participates in the school's planning process for the programs and services for English learner (EL) students and provides the SSC written recommendations regarding the needs of these students. The ELAC must review student and parent involvement data prior to submitting recommendations to the SSC. This data includes:

1. EL student performance data such as periodic assessments, SBAC/CAASPP/ ELPAC data, or other appropriate data

2. School Language Census data, reclassification rates, needs assessment data, student attendance, Single Plan for Student Achievement, Long Term English Learner data.

Please list the data reviewed by your committee prior to making the recommendation(s):

1.

2.

3.

4.

Please indicate the action(s) the committee recommends as a result of the data review:

_____

Name of Committee Chairperson Signature Date Submitted

This form may also be used by a subcommittee of the SSC when there is a delegation of authority.

Delegation of ELAC Authority

The ELAC may designate the SSC to function as the advisory committee for ELs when all of the following occurs:

- The percentage of EL students in the school does not exceed 50% in elementary schools or 25% in secondary schools.
- The School Site Council has a pre-existing ELAC subcommittee comprised of SSC members that meets these same requirements.
- The percentage of EL parents participating in the parent portion of the SSC reflects at least the same percentage as EL students enrolled in the school

The ELAC may delegate authority to an established SSC provided that the ELAC has first been duly constituted with identifiable members, duly informed of the option, and has decided, by a unanimous vote, to waive its rights and to delegate its authority to the SSC. Such a delegation cannot exceed two years. (Education Code 52176, 52852, and 52870)

In order to delegate authority of the ELAC to the SSC, the ELAC must first:

- Inform all members during a regular (non-election) meeting of the ELAC's responsibilities prior to a vote to delegate authority.
- Discuss and vote (see Section VII), during a subsequent meeting at which quorum has been established, to delegate the ELAC responsibilities to the SSC. A unanimous vote of the full membership present is required to approve delegation of authority to the SSC. This decision must be recorded in the ELAC minutes.

In order to complete the delegation of authority process, SSC members must:

- Accept the responsibilities of the ELAC by unanimous vote and record the decision to do so in the meeting minutes. The meeting agenda, handouts, minutes, numbered ballots, and record of attendance must be maintained in a secure location for five years.
- Submit a Delegation of Authority Form (see "Delegation of Authority" below) signed by the SSC Chairperson and principal to the Instructional Services Division for final approval and confirmation.
- Participate in training to learn about all ELAC responsibilities.
- Have a pre-existing ELAC subcommittee comprised of SSC members. When the SSC has a pre-existing ELAC subcommittee (meaning an ELAC subcommittee is in existence prior to a delegation of authority), the SSC may accept the ELAC's delegation of authority and assign the subcommittee the assumed ELAC responsibilities. It may not create a subcommittee after the delegation of authority has occurred.
- If the ELAC subcommittee assumes this responsibility, it must provide written advice/recommendations on programs and services for English learners to the SSC (see below).

Figure 9.4: Delegation of ELAC Authority to School Site Council

DELEGATION OF AUTHORITY
ENGLISH LEARNER ADVISORY COMMITTEE (ELAC)
SCHOOL NAME:_____

The ELAC may designate the SSC, established pursuant to Education Code Section 52852, to function as the advisory committee for English learners (Ed. Code 54425). The school site administrator fills out this form, indicating dates and initials, as requested below:

A. Indicate the dates when the ELAC took the following required actions to delegate its authority to the School Site Council:

_____ 1. The school established an ELAC with **(insert number)** members.
_____ 2. The ELAC informed all members during a regular (non-election) meeting of the ELAC's responsibilities, prior to a meeting to vote to delegate authority.
_____ 3. The ELAC duly informed its members of the option to delegate authority.
_____ 4. The ELAC voted to waive its rights and to delegate its authority to the SSC for no more than two years.

B. Confirm by initialing in each box:

☐ The meeting in which the ELAC voted to delegate its authority to the SSC was held after the informational meeting.

☐ The meeting in which the ELAC voted to delegate its authority to the SSC had an established quorum.

☐ The full membership unanimously approved the delegation of authority to the SSC.

☐ The decision by the ELAC to delegate its authority to the SSC is recorded in the ELAC minutes and will be maintained in a secure location at the school site for five years.

C. Indicate the dates the SSC took the following required actions to complete the ELAC delegation of authority to the School Site Council:

_____ 1. Voted to accept the responsibilities of the ELAC.
_____ 2. Submitted this form to the appropriate Instructional Services Administrator signed by the ELAC Chairperson and principal for final approval and confirmation.
_____ 3. Committed to participate in training to address all ELAC responsibilities.

D. Confirm by initialing in each box:

☐ The decision by the SSC to accept the responsibilities of the ELAC was recorded in the meeting minutes.

☐ The ELAC meeting agenda, handouts, minutes, numbered ballots, and record of attendance was secured.

School Principal	Signature	Date
English Learner Advisory Committee Chairperson	Signature	Date
School Site Council Chairperson	Signature	Date

Legal references: 20 USC 6312[g][4]; E.C. Sections: 62002.5; 35147; 52176 and 52168; and Title 5. CCR, Section 11308

District English Learner Advisory Committee (DELAC)

Legal Requirements

The Burbank Unified School District has more than fifty-one English learners enrolled and is required to establish a functioning District English Learner Advisory Committee (DELAC) to advise the governing board on the following tasks:

1. Development of a district master plan for education programs and services for English learners. The district master plan will take into consideration the school site master plans.
2. Conducting of a district wide needs assessment on a school-by-school basis.
3. Establishment of district program, goals, objectives, and services for English learners.
4. Development of a plan to ensure compliance with any applicable teacher and/or teacher aide requirements.
5. Review and comment on the school district reclassification procedures.
6. Review and comment on the written notifications required to be sent to parents and guardians.
7. DELAC acts as the English learner parent advisory committee under California *Education Code* Sections 52063(b)(1) and 52062(a)(2). DELAC shall also review and comment on the development or annual update of the Local Control and Accountability Plan (LCAP)

In addition, to the above, the committee shall perform duties that may be assigned to it by the Board of Education and make recommendations that the committee feels to be appropriate and of benefit English learners in the District.

DELAC Membership Guidelines

1. At its first or second meeting of the year, each site ELAC will elect one representative and one alternate representative (usually the ELAC Chairperson) to the District English Learner Advisory Committee (DELAC). The DELAC representative and alternate will be selected by the first DELAC meeting of the year.
2. The DELAC representatives serve a term of office outlined in the District DELAC Bylaws.
3. The representatives will be responsible to attend all DELAC meetings and present the information received at the meetings at the school level ELAC.
4. The DELAC representatives will elect a DELAC Chairperson and Vice-Chairperson and these officers will serve for two years. If a member must be replaced during the year, the replacement will serve for the remainder of the year. See District DELAC Bylaws for more information.

DELAC Implementation Guidelines

1. The DELAC will meet at least four times a year and will operate according to its Bylaws and guidelines contained in State and Federal regulations.
2. Agendas and minutes of DELAC meetings will be posted at the District and made available at each school site.

3. The District Administrator in charge of EL Programs and the TOSA: Coordinator of EL Services will serve as district liaisons to the DELAC. They will assist with agenda preparation, meeting notices, arrangements for meetings, preparation of minutes, and all communications pertaining to the DELAC.
4. The DELAC Chairperson will preside at meetings and sign all letters, reports and other committee communications, with prior approval of the membership. In the Chairperson's absence, resignation or inability to perform the duties, the Vice-Chairperson will assume these duties.
5. The DELAC Chairperson will assist with the preparation of the agenda and will conduct the meeting. The Vice-Chairperson will conduct the meeting in the absence of the Chairperson.
6. The DELAC will communicate their ongoing advice to the Superintendent and Governing Board via the District Administrator in charge of EL Programs.
7. Once per year, the DELAC will make a presentation to the Superintendent and the Governing Board.

DELAC Training

The district will provide all DELAC members with appropriate training, materials, and information to assist each member in carrying out his/her responsibilities and any required duties. Training shall be planned in full consultation with committee members. Funds from appropriate resources may be used to meet the costs of providing the training to include the costs associated with the attendance of the members at training sessions. The minutes of the DELAC meeting will clearly reflect the training areas that had been covered during the meeting. It is the responsibility of site DELAC representatives and/or ELD Specialists/Coordinators to share information between ELAC and DELAC.

DELAC Bylaws

DELAC wrote and approved Bylaws in the fall of 2019. Please reference the Bylaws for additional information about the BUSD DELAC.

Legal References: California *Education Code*, sections 35147, 52062(a)(2), 52063(b), 52069, 62002.5, and 64001(a) and *California Code of Regulations*, Title 5, Section 11308 and 15495(b).

Parent Involvement

The district is committed to promoting all levels of parental involvement. Epstein (2001) states that there are six types of parental involvement:

1. Parenting

Families provide basic support for students' health, growth, and development. Schools provide assistance and information to help parents support developmental ages and stages from preschool through high school. Events designed to foster this are:

- District-wide Parent Trainings
- School Site Parent Education Workshops/ Parent Nights

2. Communicating

Two-way communication on a regular basis happens between families and schools about educational standards/expectations, students' progress, educational programs and choices. BUSD recognizes it is critical that parents understand the content presented at meetings and in writing, allowing them to make informed decisions concerning their students. The federal Elementary and Secondary Education Act (ESEA) specifies that certain parental notifications be sent in an understandable and uniform format and, to the extent practicable, provided in a language that the parents can understand. Other federal laws, such as the Individuals with Disabilities Education Act (IDEA), contain similar requirements that spur translation efforts by schools.

In State law, California *Education Code* (*EC*) Section 48985 states that when fifteen percent or more of the students enrolled in a public school speak a single primary language other than English, a school is required to send home parental notifications in both English and the non-English language.

Should a parent who speaks another language request an explanation of a document, the District will locate someone who can provide that information in a language the parent can understand. Translators will be made available for parent/teacher conferences, school meetings, SSTs, IEPs, and retention meetings, suspension and expulsion hearings, and for all due process actions held at the district level. Some school sites maintain a Community Resource Assistant to assist parents with a variety of needs, as well as translation. Activities intended to encourage communication include:

- Utilize responses from ELD Program Parent Surveys to plan Parent Ed nights based on parent requests and needs
- Use multiple methods and structures to communicate (e.g. letters home, emails, class Dojo, school websites, phone calls and text messages)
- Informal gatherings of parents at school (e.g. Welcome Breakfasts, Coffee Club, Muffins for Moms, Donuts for Dads)
- Parent Education nights with translation provided
- Family events such as science nights and carnivals
- Sporting events
- Open House
- School Tours

3. Volunteering

Utilizing family-friendly volunteer policies, develop volunteer opportunities for parents and community and opportunities to attend and participate in school/program activities for students. Activities intended to encourage volunteering include:

- PTA/PTSA
- School-wide functions
- Classroom volunteering
- Field Trips

4. Learning at Home

Provide information, resources, and materials to assist families to support and monitor their students' learning. Activities intended to encourage learning at home include:

- Homework/reading logs
- Strategies for homework help/support training
- Family literacy nights
- Math nights
- Parent technology trainings on how to use district and/or school learning websites
- Parent-teacher conferences
- Back-to-School nights
- Most ELAC meetings include a parent education component

5. Decision Making and Advocacy

Educators and parent leaders work together in advisory/decision making groups. Develop parent leaders and parents who advocate for students. Activities intended to encourage decision making and advocacy include:

- ELAC
- DELAC
- LCAP
- PTA/PTSA
- Site Council
- Dual Immersion Parent Advisory Committee
- District Committees
- Other community based organizations

6. Relationship Building/Collaborating with the Community

Establish a welcoming school environment, celebration events, and activities that create positive relationships among families, schools and the community. These can serve to build and strengthen long-term partnerships. Activities intended to encourage relationship building/collaborating with the community include:

- Celebrations of reclassifications
- Student achievement awards
- Multicultural Family Nights
- Literacy Nights

The district provides staff development to all school staff on how to work with parents, including communication skills and sensitivity to their backgrounds, needs and concerns. The district and schools will continue to provide parent outreach and education, including meetings, workshops, and programs for parents and families. The District's LEA plan, LCAP, and school plans will outline measurable goals, objectives and activities that promote parent involvement.

Immigrant Involvement:

Understanding an immigrant family's background and motivations for coming to the U.S. can help schools and educators be better positioned to help them transition into a new school and community culture. Han and Love (2015) developed a model (below) of four stages of parent/guardian involvement that they believe immigrant families move through: cultural survivor, cultural learner, cultural connection, and cultural leader.

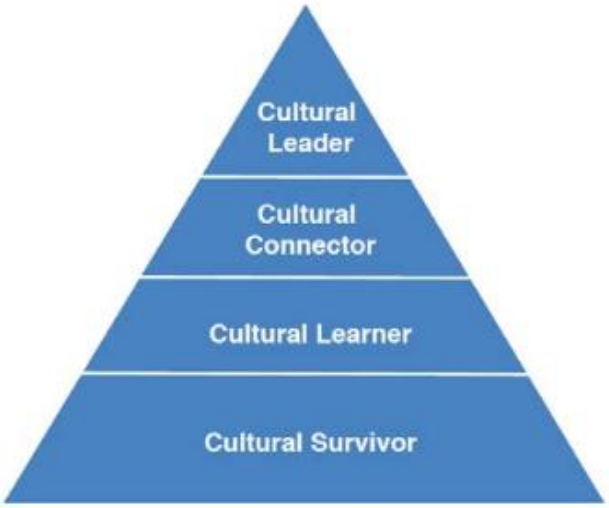

- Cultural survivors may be recently arrived immigrants. Many will be concerned about securing food and shelter and may not have much time to learn about and navigate the U.S. school system.
- Cultural learners may feel somewhat at ease with the school and want to learn more about what is taught, the school culture, and other aspects of the school. Han and Love contend that cultural learners are more comfortable than cultural survivors with the new school culture and the U.S. education system. "With the help of qualified and trained interpreters and translated documents, parents communicate with schools and learn to navigate the U.S. school system. They feel more comfortable attending workshops in their native language and are likely to participate in parent-teacher conferences with language support" (Han & Love, 2015).
- Cultural connectors become familiar with educational terminology, policies, and procedures. They may wish to work with cultural survivors and cultural learners, to encourage them, and to help them understand and engage in school programs and activities that support students and parents.
- Cultural leaders often become the "voice" of their ethnic and language community and advocate for parents in the other stages. They may become leaders and participate in trainings.

Burbank Unified School District is committed to supporting families of newcomer and newly arrived students to this country, who bring a rich diversity of cultural backgrounds and come from families with rich social and linguistic experiences. These families also bring skills in their primary languages that contribute enormously to the state's economic and social wealth of talented multilingual and multicultural population.

Burbank schools provide a buddy system for newcomer students and many schools also partner up newcomer parents with other parents. ELD staff typically makes personal phone calls home and invites newcomer parents to attend ELAC meetings. Support staff and teachers make every effort to welcome immigrant families into the Burbank community.

CHAPTER TEN

Program Evaluation and Design

10

Accountability

Accountability Goals

The District and school sites will take the following actions to ensure that the Master Plan for English learners is effectively implemented so that students:

1. Achieve English proficiency
2. Achieve academic success
3. Develop a positive self-image and an understanding and respect for cultural diversity.

Accountability work is everyone's responsibility. This includes students, parents, and all personnel at the school and district levels—teachers, counselors, instructional assistants and administrators. We consider it part of our daily work. We are all accountable for ensuring that programs are optimally effective. All district personnel are required to follow the procedures specified in this Master Plan.

Evaluation Design and Goals

The district will conduct an annual review of programs and services for English learners. Programs and services for English learners are structured around five program expectations. The review process will allow each site to assess their program using the questions listed in the following table.

Table 10.1: Evaluation Design—Program Expectations and Evaluation Questions

Program Expectations	Questions for discussion:
1. English learner programs are fully implemented as described in the *Master Plan for English Learners*	• Are English learner programs fully and consistently implemented in ways that meet or exceed requirements of State and Federal law? (e.g. placement of students in appropriate classes)
2. English learners will have full access to the core curriculum	• Are English learners given full access to core instruction? • Are English learners receiving daily ELD leveled instruction? • Are teachers using Integrated ELD in the content areas?
3. All English learners will master the English language as efficiently and effectively as possible.	• Are English learners making adequate progress on ELD district assessments (i.e. Matrices gr. K-5; writing prompts gr. 6-12)? • On the State's Dashboard, do English learners have a status of High or Very High on the English Learner Proficiency Indicator (ELPI)? • Are 75% or more of English learners reaching fluency (score of 4/Well Developed) on the ELPAC in 5 years or less? • Are 75% or more of English learners reclassified within 6 years?

Table 10.1: Evaluation Design— Program Expectations and Evaluation Question, cont.:

Program Expectations	Questions for discussion:
4. English learners will achieve academic success comparable to EOs.	• Are English learners making progress on district assessments in content areas (ELD, ELA, math, science, and social science)? • How are English learners scoring on the SBAC in ELA and math? Are they above or below standard? Has there been 3% or more growth in the past three years? • Are English learners proportionally represented in Special Education? • Are English learners (and R-FEPs) proportionally represented in the following categories: ◆ Graduation from high school ◆ Enrollment in AP/Honors classes ◆ Meeting UC/CSU requirements at high school graduation
5. Parents of English learners and R-FEPs participate meaningfully in their students' education.	• Do parents of English learners attend ELAC and Title III Parent Education opportunities? • Do parents of English learners and R-FEPs participate in school activities (parent-teacher conferences, volunteer in class, etc.) as much as parents of EOs? • Is the rate of EL parent engagement increasing?

Monitoring Program Implementation

Expectation 1: Program implementation as described in the *Master Plan for English Learners*

District and site staff will monitor implementation of all English learner programs. The primary goal of monitoring is to ensure that every school in the district has effective and compliant programs for English learners.

The monitoring process is designed to:

- Establish high expectations for all students and provide a framework for ensuring that student and organizational outcomes are achieved
- Promote involvement of all stakeholders in all phases of planning, implementation and evaluation activities
- Provide for high levels of coordination between district-level and site-level improvement efforts
- Ensure that program evaluation is an integral part of school improvement initiatives and activities
- Provide a basis for review and modification of the *Master Plan for English Learners* every five to six years

Monitoring will consist of the following activities:

- *Data analysis based on the categories and calculations from the California School Dashboard*

Data from the State's Dashboard in the areas of English Language Arts, Mathematics, English Learner Progress, and Graduation Rate (high school only) will be compiled by site EL staff and reported to the site self-review team. It will determine the next steps for school improvement work.

- *Monthly classroom observations of the ELD program*

  Site administrators are responsible for observing in classrooms that have English learners to monitor for implementation of strategies taught in teacher professional development. They complete the observation form and send it to the District Administrator in charge of EL programs.

- *Ongoing coaching and staff development support*

  Site EL staff will organize site staff development and assist with classroom coaching and/or demonstration lessons. They will assist with the collection and review of data, class placements, organizing for ELD instruction, and preparing the annual ELD Program Review. The District English learner TOSA will have lead responsibility for organizing in-depth reviews and any needed follow-up.

- *Annual ELD Program Reviews*

  The review will be conducted by a team consisting of the site administrator in charge of EL programs and the site's EL staff. Findings will be compiled and used to determine next steps for school improvement work. The team will review placement of EL students in core content areas, ELD groupings by language proficiency levels, and data review and analysis. The team will also discuss the program evaluation questions outlined in figure 10.1.

Expectation 2: English Learner Access to Core Curriculum

Each site principal is responsible for ensuring that English learners have access to core curriculum:

- Elementary principals will work with ELD Specialists, Curriculum Specialists, and classroom teachers to determine appropriate placement and instructional setting for English learners. The principal will ensure that every English learner is appropriately placed. The District Administrator in charge of EL Programs will work closely with site principals to review ELD schedules, ELD groupings by language proficiency levels, and instructional minutes.
- Secondary principals will work closely with counselors and site ELD Coordinators in the development of the Master Schedule to ensure that sections reflect the needs of English learners. The District Administrator in charge of EL Programs will work closely with site administrators, counselors, and ELD Coordinators to determine appropriate placements of English learners.

Expectation 3: Mastery of English

The District Administrator in charge of EL Programs, principals, elementary ELD Specialists, secondary EL Coordinators, and classroom teachers will analyze annual ELPAC results, ELD benchmarks, and other assessment results used to measure progress toward meeting criteria for reclassification.

Expectation 4: Academic Success

Each site principal will review and analyze SBAC performance data in English Language-Arts and Mathematics. The data will be disaggregated by language proficiency (EL and R-FEP). Principals will also analyze District benchmark data with site staff to determine trends and areas of need, and to develop action plans.

Expectation 5: Parent Engagement

Sites will report to the district on parent activities (including ELAC) implemented during the year. A Parent Survey will be completed every year and submitted to the district. Data from these forms will then be aggregated to develop a picture of parent involvement in the district as a whole and will guide parental involvement practices.

Using Program Effectiveness Information to Improve Implementation and Modify the Program

The evaluation data gathered, and the analysis performed provide a rich source of information on program implementation and outcomes. The data will be used at the district and site levels for school improvement work.

Site Level Use of Information

The site review will assist sites to determine strengths and areas of need in their programs, and to adjust accordingly. Classroom visitations conducted by administrators will provide an additional perspective on classroom implementation of recommended instructional practices. Individual teachers and grade/department level teams may use the ELD Classroom Visitation form to complete self-assessments on program implementation. After gathering and discussing the information, each site will develop an action plan for professional development that establishes needs, yearly goals and types of training experiences that are needed to improve instruction. The data reviewed and conclusions reached in the process of site level planning will be shared with the site ELAC members.

District Level Use of Information

At the district level, the annual analyses of student outcomes will determine the level of effectiveness of English learner programs. Putting outcome data together with the site reviews will enable district staff to identify areas of strength and target areas in need of improvement on a district-wide basis. This will provide a foundation for program improvement planning, including professional development priorities and plans, in future years. An annual evaluation report on English learner programs will be shared at a regular meeting of the School Board in the fall of each school year. Data from the annual evaluation will also be shared with DELAC members. The report will focus on the extent to which programs have been implemented and an analysis of student performance on the indicators specified in Table 10.1.

Table 10.2: Evaluation and Accountability: Roles and Responsibilities

Role	Responsibilities
Student	• Attends school daily, arrives on time, and works for high achievement • Participates in school activities • Communicates regularly with parents, teachers, and support staff
Parent/ Guardian	• Monitors and promotes English learner's progress in academics, homework, attendance, behavior • Supports English learner in activities to promote student achievement • Communicates regularly regarding student progress with student, teachers and school • Attends parent conferences and school functions • Participates in school committees—ELAC, Site Council, etc.
Classroom Teacher	• Implements specific English learner's programs as described in the *Master Plan for English Learners* and provides instruction that aligns with State frameworks and District/State standards • Ensures delivery of appropriate ELD instruction • Ensures access to core curriculum through specific, intentional, and explicit use of SDAIE strategies • Monitors English learners' progress, reviews school/classroom data, uses data to modify instruction, reviews content and ELD standards and assessment procedures • Determines/implements differentiated strategies for English learners and R-FEP students • Advocates for support services for students not meeting standards and benchmarks who may be at-risk of retention or who require interventions in order to reach goals • Attends team meetings and informs parents of progress and strategies to support students in meeting standards • Uses data to understand and respond to student needs • Assists in the development of Individual Learning Plans (elementary) and Individual Intervention Plans (secondary) for students not making expected progress
ELD Specialist (Elementary Schools)	• Supports site administrator by implementing and monitoring English learner progress, including annual testing and language reclassification • Monitors progress of English learners toward meeting language and academic benchmarks • Informs staff of progress of identified students toward reclassification • Provides input on staff development opportunities and needs for teachers of English learners • Provides support to teachers • Assists with data collection and surveys • Provides support and resources for parents of English learners • Assists in the development of Individual Learning Plans (ILPs) for students not making expected progress

Table 10.2: Evaluation and Accountability: Roles and Responsibilities, Con't.

Role	Responsibilities
ELD Coordinator (Secondary Schools)	• Supports site administrator by implementing and monitoring English learner progress, including annual testing and language reclassification • Maintains accurate data for English learners, reclassified students, and initially fluent students in the student information system (Aeries) • Monitors progress of English learners toward meeting language and academic benchmarks • Informs staff of progress of identified students toward reclassification • Serves as a resource for the Student Study Team and during Parent-Teacher Conferencing. • Provides input on staff development opportunities and needs for teachers of English learners • Provides technical assistance and coaching support to teachers • Assists with data collection and surveys • Provides support and resources for parents of English learners • Assists in the development of intervention plans for students not making expected progress
Counselor (Secondary Schools)	• Works in collaboration with site ELD Coordinator with class/program placements • Monitors progress of English learners toward meeting language and academic benchmarks • Collaborates with teachers, the site ELD Coordinators and others in devising individual program modifications and interventions, as needed • Meets with students and parents to review academic program and progress • Assists in the development of intervention plans (secondary) for students not making expected progress
Principal	• Monitors all aspects of staffing for and instruction in English learner programs, according to the Master Plan • Ensures that EL students are assigned to teachers with appropriate training/certification • Analyzes and uses data to facilitate student progress monitoring • Is responsible for all procedures and legal requirements pertaining to English learners at the school • Monitors placement of English learners and oversees reclassification process • Reports periodically to district administrators on implementation of English learner programs and services • Provides leadership in all aspects of the educational program • In collaboration with SSC and ELAC, develops, implements, and monitors the Site's Single Plan for Student Achievement • Regularly observes that the use of appropriate strategies are being used for instruction of EL students
English Learner Advisory Committee (ELAC)	• Advises the principal and school staff on topics related to English learners (including advising in the development of the school plan) • May review site data on program effectiveness and student achievement

Table 10.2: Evaluation and Accountability: Roles and Responsibilities, Con't.

Role	Responsibilities
District English Learner Advisory Committee (DELAC)	• Examines program evaluation findings on an annual basis and frames recommendations for program improvement for the following year as part of its advisory role • Reviews the Annual Language Census report • Provides annual report to Board of Trustees • Advises on issues relevant to English learners in the district
District Teacher on Special Assignment (TOSA): ELD Coordinator (TK-12)	• Trains and supports all sites in the implementation of the *Master Plan for English Learners* • Helps organize and deliver staff development • Supports parent involvement, such as parent conferences, workshops, ELAC, and DELAC • Assists with the document reviews and has lead responsibility for organizing in-depth reviews and any follow-up • Trains and supports EL staff with coaching • Provides resources and support in English Language Development, primary language instruction, Special Education, and the education of gifted students • Is supervised by the District Administrator in charge of EL Programs
Directors of Elementary and Secondary Education	• Analyze district and school site data • Provide overall support for English learner programs • Meet with principals and administrators to review plans, program modifications, timelines for implementation, and support services for school sites • Collaborate with district staff and parent groups on annual program evaluation
Director of Human Resources	• Recruits and monitors placement of English learner staff in collaboration with principals and the District Administrator in charge of EL Programs • Arranges/publicizes CLAD/BCLAD training and other needed staff development to ensure implementation of *Master Plan for English Learners* in collaboration with the District Administrator in charge of EL Programs • Ensures that all teachers working with English learners have the appropriate authorizations/credentials to teach ELs

Table 10.2: Evaluation and Accountability: Roles and Responsibilities, Con't.

Role	Responsibilities
District Administrator in charge of EL Programs	• Supports sites in implementing the *Master Plan for English Learners*; reviews district and site English learner data • Monitors and supports implementation of the LEA and Title III Plans • Monitors the selection of materials used in the classroom for delivery of ELD and core curriculum to English learners • Works closely with site EL staff • Meets with principals to review site plans for services to English learners • Monitors compliance and English learner procedures at the site and district levels • Works with other administrators to provide ongoing training for teachers, instructional assistants, and support staff (e.g., administrative assistants and school office staff) • Works with principals and Assistant Superintendent of Human Resources to ensure timely recruitment, hiring and training of teachers for EL assignments • Works with District TOSA for ELs to prepare the English learner program annual review • Monitors fiscal compliance to ensure alignment with the LEA and Title III Plans and the Master Plan for English learners • Monitor school plans and budgets for services to English learners • Monitor grants and evaluations for services to English learners • Keeps the Superintendent informed of all procedures, programs, and activities related to EL services • Shares results of program evaluation with stakeholders (Superintendent, Executive Board, and School Board)
Superintendent	• Evaluates District's goals relative to the LEA and Title III Plans, including implementation of the *Master Plan for English Learners*, student achievement, professional development, and evaluation and accountability
Los Angeles County Office of Education	• Provides staff development for CTEL/CLAD and BCLAD certification • Provides pertinent information about EL programs from the California Department of Education

APPENDIX

Glossary of Terms

Assessment: The process by which information is gathered and used to systematically describe a person, group, or organization. The assessment process generates information needed for evaluation.

Benchmark: A set of objectives that define what is expected of a student in a particular area.

BCLAD (Bilingual Crosscultural Language Academic Development): Certification that qualifies teachers to work in primary language instruction programs in the State of California.

Bilingual Education: A program designed for students of limited English proficiency to provide instruction both in English and the student's native language.

ELPAC (California English Language Development Test): A State test instituted by Assembly Bill 748 Escutia (Chapter 636/1997) that requires districts to administer it to students whose home language is not English. It has been refined and expanded by Senate Bill 638 Alpert (Chapter 678/1999) and is included in *Education Code* sections 313, 60810, and 60812.

CLAD (Crosscultural Language and Academic Development): Certification that qualifies teachers to work in English Language Development (ELD) and Specially Designed Academic Instruction in English (SDAIE) in English programs in the State of California.

CTEL (California Teacher of English Learners): Certification that qualifies teachers to work in ELD and SDAIE in English programs in the State of California. (Takes the place of CLAD as of June 2006).

Content Area: A subject matter course or curriculum, such as mathematics, science, history, etc.

Cooperative/Collaborative Learning: A teaching approach that utilizes a structured form of group work that allows students to develop social and academic language.

Criteria: The guidelines, rules, or principles by which student responses, products, or performances are judged.

Criterion Referenced Test (CRT): This kind of test is based on what students have been learning, whether from teacher lessons or textbooks. It is not based on norms, as are norm-referenced tests.

Critical Thinking: Use of higher-order mental processes, such as analyzing arguments, seeing different points of view, evaluating alternatives, and reaching sound conclusions.

Designated ELD: a protected time during the regular school day, in which teachers use the CA ELD Standards as the focal standards in ways that build *into and from content instruction* in order to develop critical language ELs need for content learning in English.

Differentiated Instruction: A philosophy that enables teachers to plan strategically in order to reach the unique needs of the diverse learners in their classrooms.

ELD (English Language Development): Developmental second language instruction which leads to native-like proficiency in English in the areas of listening, speaking, reading, and writing.

ELD Screen: A computer screen that is specially designed to record data for English Learners. The screen includes all initial and annual test scores along with information from the Home Language Survey (HLS).

English Learner (EL): Students who have a primary language other than English, and who have limited oral and/or literacy skills in English, as demonstrated by their performance on the California English Language Development Test (ELPAC). This term is used synonymously with LEP (Limited English Proficient).

Evaluation: Interpretation of assessment data regarding the quality, value, or worth of student responses, products, or performances. Evaluations are usually based on multiple sources of information.

FEP (Fluent English Proficient): A term applied to students whose primary language is not English and who have met district criteria for proficiency and literacy in English (listening, speaking, reading, and writing).

FPM (Federal Program Monitoring): A State review of the legal compliance of a number of categorical programs including the program for English learners.

Higher-order Thinking Skills: These are relatively complex operations, such as concept formation, analysis, and problem solving that commonly employ one or more skills.

Home Language Survey (HLS): A required State survey completed upon enrollment indicating languages spoken in the home by students and/or adults; the answers trigger an assessment of English and the primary language to determine if the student is limited in English.

ILP (Individual Learning Plan): An elementary document designed as a communication tool to develop and implement a plan of remediation for students to reach grade level standards and to involve parents as partners in the literacy and match education of their students.

Integrated ELD: all teachers with ELs in their classrooms use the CA ELD *Standards in tandem with* the focal CA CCSS for ELA/Literacy and other content standards.

L1 (Primary Language): This refers to the native language, the language learned first by students, and to the type of instruction typical of bilingual programs where students receive content instruction in their primary language while they are learning English.

L2 (Second Language): This refers to the second language the student is learning, usually English.

Language Minority: In the United States, an individual who comes from an environment where a language other than English is spoken, or whose native language is not English.

Learning Strategies: Thoughts or behaviors students and teachers use that assist comprehension, learning of new material, or language production.

LEP (Limited English Proficient): This term is used interchangeably with EL, but predominately by the Federal Government when referring to students from non-English backgrounds who are in the process of becoming proficient in English, in the areas of listening, speaking, reading, and writing.

L-TEL (Long-term English Learner): An "L-TEL" is an EL who is enrolled in the United States for six or more years and scores low on the language proficiency and English language arts State tests.

Office for Civil Rights (OCR) (LAU Review): A federal review conducted to assess the legal compliance of programs for LEP students.

Preview/Review: This is an approach used by bilingual personnel to help EL students at the beginning levels of learning English to understand content. The introduction to a lesson and key concepts and vocabulary are presented to students in their primary language (preview). The students then listen to the same lesson in English and finally the lesson is reviewed using the primary language to check for comprehension of concepts.

Primary Language Instruction: The process of teaching students in their primary language using primary language materials; this type of instruction includes instruction in English (ELD). As students become more proficient in English, they receive less instruction in the primary language.

Primary Language Support: The process of offering primary language assistance to students who are learning in English but may need some support in their primary language to understand directions and key concepts.

Language Census: A State report compiled each October which identifies all LEP and FEP students in the District and the languages they speak and upon which State & Federal funding is based.

Realia: Real objects that are used in a lesson to increase EL student comprehension of key concepts, vocabulary, etc.

Redesignation/Reclassification: The process by which EL students show proficiency in listening, speaking, reading, and writing in English to such an extent that they can compete academically with native English speaking students; redesignation/reclassification measures include, but are not limited to the ELPAC, the SOLOM, NRT scores, and writing assessments.

Rubric: A measurement scale used to evaluate a student's performance. Rubrics consist of a fixed scale and a list of characteristics that describe criteria at each score point for a particular outcome.

SB 1969/395/AB 2913: These senate bills are alternative certification procedures to the CLAD for teachers who meet the requirements. They authorize teachers to teach EL students in the areas of ELD (in a self-contained classroom) and SDAIE.

Scaffolding: Temporary assistance provided by the teacher, determined by an analysis of a student's needs, for accomplishing a specific task; the scaffold must provide the minimum amount of support needed and then be removed when the student is capable of independence.

SDAIE (Specially Designed Academic Instruction in English): A type of instruction in the content areas that uses simplified English, gestures, pictures, graphic organizers, pre-taught vocabulary, and other specialized techniques to provide EL students access to the grade-level core content. (Formerly known as "Sheltered Instruction")

Standards (Content): The knowledge and skills expected of students at important developmental stages. Standards should be academically sound, broadly conceived, and assessable. Standards are not curriculum but guide the development of curriculum. California has developed ELD standards for EL students. The ELD standards are tied to the English Language Arts (ELA) standards.

Standards (Performance): The level of accomplishment that will demonstrate progress toward meeting the content standards and how good task performance has to be in order to reach them. Content standards are what students should know and be able to do; performance standards describe how they should show their learning and the level their performances much reach.

Structured English Immersion (SEI): ELD program in which nearly all classroom instruction is in English with the curriculum and teaching methods designed for EL students. SEI includes both designated and integrated ELD.

SOLOM (Student Oral Language Observation Matrix): A teacher observation tool for measuring student oral language proficiency in comprehension, fluency, vocabulary, pronunciation, and grammar.

Title III: These are Federal provisions on educating LEP and immigrant students under the No Child Left Behind Act.

TPR (Total Physical Response): A second language teaching method that emphasizes the use of physical activity for increasing meaningful learning opportunities and language retention. Concept development is enhanced by "acting" and situating language in action.

University of California's A-G Requirements: Courses designated at high schools as preparation for college (at the University of California and the California State University System): (a) History, (b) English, (c) Mathematics, (d) Laboratory Science, (e) Foreign Language, (f) Fine Arts, (g) Elective Courses.

Legal References

State and Federal Law

The complete description of State and Federal regulations or other legal mandates governing the program are not included within this document. Following are a list of Federal and State laws that form the foundations for EL programs in Burbank Unified School District.

Source	Legislation	Purpose
Federal	U.S. Constitution – 14th Amendment	Forbids states to deny any person equal protection of the law.
	Title VI of the Civil Rights Act (1964)	Prohibits discrimination on the basis of students' language minority status.
	OCR Memorandum (1970)	Requires districts to take affirmative steps to rectify language deficiencies in order to open instructional programs to all students.
	Equal Educational Opportunity Act (1974)	Requires districts to take appropriate action to educate English learners.
	Lau v. Nichols (1974)	Declared that classes taught in English that provide no assistance in learning English deny EL students equal educational opportunity.
	Castañeda v. Pickard (1981)	Requires districts to effectively teach English and provide access to academic content instruction.
	Gomez v. Illinois State Board of Education (1987)	Requires State educational agencies to provide oversight and guidance to districts.
State	California Constitution	Equal Protection Clause similar to that in the Federal Constitution
	California Education Code	Various sections address the requirements for school districts in providing equal opportunity for EL students.
	California Code of Regulations, Title 5	
	Comité de Padres Settlement Agreement (1985, 1996)	Required the State department of education to monitor districts' programs for English learners.

Specific citations for these rulings are:

Federal Law

20 USC 1703(f); 42 USC 2000(d); 34 CFR100.1–100.13, 300.300, 300.343(d), 300–346(a), 300.532(a)(c), 300.552; Castañeda v. Pickard (5th Cir. 1981) 648 F.2d 989, 1009–1013; Gómez v. Illinois State Board of Education (7th Cir. 1987) 811 F.2d 1030, 1041–1042.

Public Law 107–110

January 8, 2002. §3001–§3141, Title III, Language Instruction for Limited English Proficient and Immigrant Students.

State Law

EC 305–306, 310–311, 313, 33051(a)(3), 44253, 44253.1, 44253.2, 44253.3, 44253.10, 48985, 54032, 60810–60811, 62002, 62002.5; former EC 52161, 52164.1, 52164.6, 52168, 52176; 5 CCR 3942(3), 4304–4306, 4312, 4320, 11300–11305; 83 Ops. Cal. Atty. Gen. (2000) 40.

Williams Settlement

Eliezer Williams, et al. v. State of California, et al. (Williams) case was filed as a class action suit in San Francisco in 2000. It alleged that public school students were not provided with equal access to instructional materials, safe and decent school facilities, and qualified teachers. The settlement, supported by State legislation, requires State and county monitoring of materials, school facilities and teachers. See:
http://www.cde.ca.gov/fg/fo/profile.asp?id=1040

Selected References

August, D., and Hakuta, K (1998). *Educating Language-Minority Children.* Washington D.C.: National Academy Press.

August, D. and Shanahan, T., eds. (2006). *Developing Literacy in Second Language Learners: Report of the National Literacy Panel on Language Minority Children and Youth.* Mahwah, NJ: Lawrence Erlbaum Associates.

Barton, Rhonda. (2007). *What the Research Says About Effective Strategies for ELL Students.* Published online by Colorín Colorado. http://www.colorincolorado.org/article/14599.

California Department of Education (2014), *English Language Arts/English Language Development Framework for California Public Schools, Kindergarten through Grade Twelve.* Sacramento, CA: California Department of Education.

California Department of Education (2010), *Improving Education for English Learners: Research-Based Approaches* Sacramento, CA: CDE Press.

California Department of Education (2008). *English Learners (EL) Instrument for Categorical Program Monitoring (CPM): An Ongoing Monitoring Process.* Sacramento: CDE

California State Department of Education, Bilingual Education Office, (1986). *Beyond Language: Social and cultural factors in schooling language minority students.* Los Angeles: Evaluation, Dissemination and Assessment Center, CSU LA.

Gibbons, Pauline. (2002). *Scaffolding Language, Scaffolding Learning: Teaching Second Language Learners in the Mainstream Classroom*. Heinemann.

Klump, Jennifer (2006) *What the Research Says (or Doesn't Say): Reviewing Research on Literacy Development in Language—Minority Students.* Northwest Education. Fall 2006 / Volume 12, Number 1. Portland, OR: Northwest Regional Educational Laboratory. See: http:// www. nwrel.org/nwedu/12-01/research/

Linquanti, Robert. (1999). *Fostering Academic Success for English Language Learners: What Do We Know?* San Francisco: WestEd.

Burbank Unified School District
Instructional Services

REPORT TO THE BOARD

TO: Members of the Board of Education

FROM : Sharon Cuseo, Assistant Superintendent, Instructional Services

PREPARED BY: Sharon Cuseo, Assistant Superintendent, Instructional Services

SUBMITTED BY: Jenny Jones, Administrative Secretary II

DATE: June 17, 2021

SUBJECT: Approval of Status of Local Indicators

Background:

The Local Control Funding Formula (LCFF) was passed in 2013 establishing California's new accountability system based on multiple measures. These measures are used to determine District and school progress toward meeting the needs of students. The measures are based on various elements that contribute to a quality education, including high school graduation rates, college/career readiness, student test scores, English Learner progress, suspension rates, chronic absenteeism, and parent engagement.

The current state indicators do not measure several LCFF priority areas. These remaining priority areas are considered local indicators. District must do a self-review to determine if they have *Met, Not Met, or Not Met for Two or More Years* each local indicator. Districts will use the local indicators to evaluate and report their progress on priority areas. After the self-review, the District then reports this information to the CDE for inclusion on the California State Dashboard by November 1, 2021. This timeline has been modified beginning in 2021, so that the report to the board on the local indicators must be aligned with the approval of the Local Control Accountability Plan. However, the data will not be posted to the California State Dashboard until the fall of 2021.

District Wide Goals for 2020-2021:

1. Improve learning and achievement for targeted subgroups of students.
2. Improve learning and achievement for all students
3. Continue to align all instruction and student learning to California State Standards.
6. Develop and implement a comprehensive professional development plan for all

Discussion and Issues:

In order to assess progress towards the priorities, the District was required to complete the self-reflection tool below. The self-reflection tool included the following questions:
(The scale when applicable is 1-5 with five as the highest.)

1- Exploration and Research Phase
2- Beginning Development

3- Initial Implementation
4- Full Implementation
5- Full Implementation and Sustainability

Self- Reflection Tool:

Appropriately Assigned Teachers, Access to Curriculum-Aligned Instructional Materials, and Safe, Clean and Functional School Facilities

- What is the number of misassignments of teachers of English learners, total teacher misassignments, and vacant teacher positions? **0**
- What is the number of students without access to their own copies of standards-aligned instructional materials for use at school and at home? **0**
- What is the number of identified instances where facilities do not meet the "good repair" standard (including deficiencies and extreme deficiencies) **0**

Priority 2-Recently Adopted Academic Standards and/or Curriculum Frameworks

1. Rate the local education agency's progress in providing professional learning for teaching to the recently adopted academic standards and/or curriculum frameworks identified below.
    - English Language Arts **5**
    - English Language Development **5**
    - Mathematics **5**
    - Next Generation Science Standards **3**
    - History-Social Science **3**
2. Rate the local educational agency's progress in making instructional materials that are aligned to the recently adopted academic standards and/or curriculum frameworks identified below in all classrooms where the subject is taught.
    - English Language Arts **5**
    - English Language Development **5**
    - Mathematics **5**
    - Next Generation Science Standards **3**
    - History-Social Science **3**

3. Rate the local educational agency's progress in implementing policies or programs to support staff in identifying areas where they can improve in delivering instruction aligned to the recently adopted academics standards and/or curriculum frameworks identified below:

    - English Language Arts **4**
    - English Language Development **4**
    - Mathematics **4**
    - Next Generation Science Standards **3**
    - History-Social Science **3**

Other Adopted Standards

4. Rate the local educational agency's progress implementing each of the following academic standards adopted by the State Board of Education for all students.

    - Career Technical Education **5**
    - Health Education Content Standards **5**
    - Physical Education Model Content Standards **5**

- Visual and Performing Arts **3**
- World Language **3**

The charts below show the status of the local assessments that the District uses to measure progress towards the standards. The District has established assessments for elementary grade levels and secondary content areas. This also reflects the textbook adoption process, which means that for some content areas there is a Text Book Adoption notation. This means that the teachers were allowed to go through the curriculum before a District assessment was required.

Due to the pandemic, local assessments were not administered in Spring of 2020. Comparisons were made between Spring of 2021 and Spring of 2019; the exception being English which was able to administer spring of 2020. Additionally, Elementary Beginning of the Year (BOY) assessments were not administered in fall of 2020 due to the pandemic. Additionally, assessments at the secondary level for 2020-2021 were condensed to be viable during distance learning.

Elementary Local Assessments:

English/Reading Language Arts		**Math**		**Science**	
Fall	**Spring**	**Fall**	**Spring**	**Fall**	**Spring**
BOY	**EOY**	**BOY**	**EOY**	**BOY**	**EOY**
K- Benchmark	K- Benchmark	Go Math	Go Math	Accelerate	Accelerate
1-Benchmark	1- Benchmark	Go Math	Go Math	Accelerate	Accelerate
2- Benchmark	2- Benchmark	Go Math	Go Math	Accelerate	Accelerate
3- Benchmark	3- Benchmark	Go Math	Go Math	Accelerate	Accelerate
4- Benchmark	4- Benchmark	Go Math	Go Math	Accelerate	Accelerate
5- Benchmark	5- Benchmark	Go Math	Go Math	Accelerate	Accelerate

Secondary Local Assessments:

English		**Math**		**Science**		**Social Sci**	
Fall	**Spring**	**Fall**	**Spring**	**Fall**	**Spring**	**Fall**	**Spring**
Eng 6	Eng 6	Math 6(1) Math 6(2) Math 6(3)	Math 6(1) Math 6(2) Math 6(3	Science 6	Science 6	Soc Sci 6	Soc Sci 6
Eng 7	Eng 7	Math 7(1) Math 7(2) Algebra	Math 7(1) Math 7(2) Algebra	Science 7	Science 7	Soc Sci 7	Soc Sci 7
Eng 8	Eng 8	Math 8 Algebra Geometry	Math 8 Algebra Geometry	Sci 8 pt 1 Sci 8 pt 2	Sci 8 pt 3 Sci 8 pt 4	Soc Sci 8	Soc Sci 8
Eng 9	Eng 9	Algebra Geometry Algebra 2	Algebra Geometry Algebra 2	Health Biology Earth Space	Health Biology Earth Space		
Eng 10	Eng 10	Algebra Geometry Algebra 2 Pre-Cal	Algebra Geometry Algebra 2 Pre-Cal	Biology Chemistry	Biology Chemistry	Text Book Adoption	Text Book Adoption

Eng 11 AP Eng Lang	Eng 11 Ap Eng Lang	Geometry Algebra 2 Pre-Cal	Geometry Algebra 2 Pre-Cal	Biology Chemistry Physics	Biology Chemistry Physics	Text Book Adoption	Text Book Adoption
Eng 12 AP Lit	Eng 12 AP Lit	Algebra 2 Pre-Cal	Algebra 2 Pre-Cal	Chemistry Physics	Chemistry Physics	Text Book Adoption	Text Book Adoption

PE 6	PE 6	PE 7	PE 7	PE 8	PE 8	PE 9	PE 9	PE 10-12	PE 10-12
Span 1	Span 1	Span 2	Span 2	Span Speakers	Span Speakers	French 1	French 1	French 2	French 2

Summary of Student Performance on Local Benchmarks:

- Secondary English Spring 2021 approximately 54% proficient
    - Secondary English scores have improved overall from spring 2019 – spring 2021.
    - Students showed progress from fall to spring in 2020-21
        - The exception being 6th & 7th that did not show improvement.
    - English AP local benchmark on a downward trend from spring 2019 – 2020 (50% fewer proficient)
    - ELs score proficiency at ½ the rate of the general population in secondary
- Elementary English approximately 51% proficient
    - Elementary scores stayed consistent overall from 2018 – 2021
    - Primary Grades in the 80%+ Proficient range
    - Upper Elementary grades in the 20-35% Proficient
- Secondary Math
    - Spring 2021 HS Algebra proficiency increased by 20% from spring 2019
    - Spring 2021 HS Algebra 2 proficiency increased 60% from spring of 2019
    - Spring 2021 HS Pre-Cal proficiency increased 30% from spring of 2019
    - MS Math proficiency remained consistent
    - English Learners outperformed other students in Algebra 1 in spring of 2021
    - Males & Females scored equally in secondary math
- Elementary Math
    - Remained consistent with 2019 scores
    - Proficiency drops as students matriculate (1st grade at 80% and 5th at 35%)
    - EL students drop proficiency at a faster rate than their peers as they matriculate.
    - African-American students perform 10% below their peers in Elementary Math proficiency
- PE/Science/Social Studies
    - 78% of students showed proficiency on PE benchmarks in 2020-21; worth noting because instruction was provided remotely
    - Approx. 75% of students demonstrated proficiency in MS Science
    - Approx. 65% of students demonstrated proficiency in HS Science
    - Approx. 45% of students demonstrated proficiency in Elem Science
    - 67% of MS World Language Students demonstrated proficiency (Spanish I)

Support for Teachers and Administrators

5. During the 2018-2019 school year (including summer 2019). Rate the local educational agency's success at engaging in the following activities with teachers and school administrators.
    - Identifying the professional learning needs of groups of teachers or staff as a whole **5**
    - Identifying the professional learning needs of individual teachers **3**
    - Providing support for teachers on the standards, they have not yet mastered. **3**

Criteria: Please assess the local educational agency performance on meeting the standard by designating the following: Met, Not Met, or Not Met for Two or More Years- **Met**

The chart below contains data on professional development.

Arts	
Type of professional development	**Number of Participants**
Theater Arts Integration for Middle School and High School Teachers	14

Cross Content	
Pre-School PD 2020 (Addressing the Needs of Distance Learning) ● 4 online modules developed to support Distance Learning ● Model followed: EXPLORE - CREATE - SHARE Differentiated Elementary & Secondary Topics Include: ● Instructional Models/Planning your Instruction ● Digital Classroom Community ● Supporting Special Populations (EL, SpEd, GATE) ● Grading & Assessment	District-Wide Access On Professional Development Website
Professional Development Website Built Pages Included: ● Elementary PD Modules ● Secondary PD Modules ● Live Virtual Instruction ● PD Resources ● FAQ	District =Wide Access on Professional Development Website

English Learners

Type of professional development	Number of Participants
Designated ELD at elementary	37
Integrated ELD for English and Social Science	6

Elementary	
Type of professional development	**Number of Participants**
Teacher Panel on Creating A Culturally Responsive Classroom	12 live but recorded and sent out
Holding a Great Parent-Teacher Conference	15
Elementary Monthly Collaborative Talk (Keeping Kids Engaged)	10
Elementary Monthly Collaborative Talk (Assessment Tools)	12
Elementary Monthly Collaborative Talk	15

GATE	
Type of professional development	**Number of Participants**
Myths and Realities of Gifted Students	Virtual – view count is 622
Differentiation and Small Groups for Distance Learning	18 live, but recorded
Supporting Special Populations, PD Modules (GATE)	

Priority 3 -Parent and Family Engagement:

BUSD gathers input from parents, especially those whose children are eligible for Socio-economic Disadvantaged, English Learners, Foster Youth, and Students Experiencing Homelessness services, in multiple ways including surveys, school site meetings, English Learner Advisory Committee (ELAC) meetings, District English Learner Advisory Committee (DELAC) meetings, Title I Advisory meetings, School Site Council (SSC), and other parent meetings. District and school-level parent involvement policies are annually evaluated and reviewed for revision to ensure that the policy is up-to-date and is being carried out. The Board of Education approves changes to Board Policy and Administrative Regulations annually. School and district policies are distributed through the annual notification.

Collaboration: Parents will be encouraged to participate in governance at the schools and District levels. Parents can participate in the SSC, ELACs, DELACs, the PTA, and Fundraising

Committee at schools. The District has a robust parent volunteer program that provides parents opportunities to be involved in their child's school by providing a variety of volunteer activities.

Communication: Multiple modes of communication between families and District staff address families' diverse needs and interests. Information is provided through online postings and newsletters, with notices mailed home in a timely fashion and translated into languages parents can understand. Families will receive text messages if they opt-in, and phone calls providing them with critical school information. In addition, parents have access to an online Aeries Parent Portal through which they can learn about their students' daily attendance, grades, test scores, Individualized Education Plan, English Learner status, graduation requirements, discipline records, transportation schedule, lunch application, health records, and contact information.

Capacity Building: Parents and District staff partner with one another to build capacity. Schools offer training to parents to understand District and school academic initiatives and to provide parents with opportunities to learn how to support learning in the home, the California School Dashboard, and graduation requirements.

Priority 6- School Climate:

If the local educational agency administers a local survey to parents/guardians in at least one grade within each grade span that the local educational agency serves (e.g., K-5, 6-8, 9=12), summarize:

This spring the survey was administered while the school stakeholders were still in the midst of the COVID-19 pandemic. This led to some frustration that the survey questions did not reflect the particular circumstances of the pandemic. However, the School Satisfaction Survey is meant to analyze and compare trends over time. Therefore, the questions cannot be changed on an annual basis. In addition, because of the change in timeline for the reporting of the Local Indicators to the Board of Education, the latest survey results are not available. The results below reflect the most recent data obtained from the spring 2020 School Satisfaction Survey. This data will be updated in the fall.

- **The key findings from the survey were the following:**
- **Academic Rigor**: 77% of parent and student respondents are satisfied with the quality of education provided by their school. However, 71% of parents of Gifted and Talented students agreed that their school sufficiently challenges their students.
- **Student Support:** More than 75% of staff, students and parents agree that their school provides academic support for students who require it. Only 64% of students agree that their school provides adequate resources to help students who are having social, emotional, or mental health problems.
- **Reported bullying:** 86% of students know how to report bullying, 83% of students know to whom they should report bullying, but only 44% were satisfied with the outcome of reporting bullying.
- **LCAP Involvement:** Less than half of parent and staff respondents report receiving invitations to be involved in the LCAP process (36% and 48% respectively)

- **Why the local educational agency chose the selected survey and whether the findings relate to the goals established for other Local Control Funding Formula priorities in the Local control and Accountability Plan.**

  Burbank Unified School District chose Hanover Research as the provider of the survey for the following reasons: they had significant experience in developing school climate surveys; they did

not push an off the shelf survey, but rather listened to the needs of the community. They also assisted the District in the creation of the survey items; and, Hanover was able to turn the data around quickly, so that the District had the results for the LCAP writing process. In addition, they are available and maintain regular communication with the District as we go through the yearly cycle of administration of the climate survey. It was also important to the District to protect the anonymity of the responses by having the data analyzed by a third party. There was some concern among stakeholders that critical remarks would be tracked back to the respondent. In order to gather accurate data, it is important for the respondents to feel safe. This was especially important in the comment sections. Hanover agree to scrub out any identifying information from the comment section to preserve the integrity of the responses.

The responses from the survey above will be used to complete the local indicator section at the California Department of Education website for the California School Dashboard. Each component will receive a either a color code or a numerical score.

Priority 7- Access to a Broad Course of Study:

1. The district uses its Student Information System (Aeries) to generate reports of course requests, course participation, grades, and attendance to monitor participation and achievement for all students. It then disaggregates the data to monitor specific subgroups and to provide tiered systems of support to all students who need it. For example, based on recent data, the district provided credit recovery to special education students during the school year with a new online program that better met their needs. The district also monitors the numbers of students who are participating in special programs, such as the visual and performing arts; dual enrollment, career technical education; and, honors and advanced placement courses.

2. **Course Enrollment**: Hispanic/Latinx – is proportional to enrollment overall. One area to monitor is enrollment in honors and AP courses which ranges from 21%-26%. **English Learners**- have access to all programs in the district, including honors and AP. There is also a small number of students who are taking dual enrollment courses. Reclassified Els are excelling and have access to the broadest program. **Special Education** students have access to the core curriculum and as they are able, also have access to higher-level coursework. They are represented in the career technical education pathways and there are some students in honors and AP and the majority of special education students are in general education math courses. **Foster youth** are taking the basic program and a variety of electives, including career technical education. They are not as represented in honors and AP courses. **Socially Economically Disadvantaged** students in the district are well-represented in all curricular offerings.

Fiscal Impact:

There is no upcoming expense related to The California School Dashboard.

Recommendation:

Sharon Cuseo, Assistant Superintendent, Instructional Services, recommends that the Board of Education approve the Status of Local Indicators as “Met”.

Local Performance Indicator Self-Reflection

Local Educational Agency (LEA)	Contact Name and Title	Email and Phone
Burbank Unified School District	Sharon Cuseo Assistant Superintendent, IS	sharoncuseo@burbankusd.org

Introduction

The State Board of Education (SBE) approved standards for the local indicators that support a local educational agency (LEA) in measuring and reporting progress within the appropriate priority area. The approved performance standards require a LEA to:

- Annually measure its progress in meeting the requirements of the specific LCFF priority.
- Report the results as part of a non-consent item at a regularly scheduled public meeting of the local governing board/body in conjunction with the adoption of the LCAP.
- Report results to the public through the Dashboard utilizing the SBE-adopted self-reflection tools for each local indicator.

Below are the approved standards and self-reflection tools that an LEA will use to report its progress on the localindicators.

Performance Standards

The performance standards for the local performance indicators are:

Appropriately Assigned Teachers, Access to Curriculum-Aligned InstructionalMaterials, and Safe, Clean and Functional School Facilities

The LEA annually measures its progress in meeting the Williams settlement requirements at 100% at all of its school sites, as applicable, and promptly addresses any complaints or other deficiencies identified throughout the academic year, as applicable; the LEA then reports the results to its local governing board at a regularly scheduled meeting andto reports to stakeholders and the public through the Dashboard.

Implementation of State Academic Standards (LCFF Priority 2)

The LEA annually measures its progress implementing state academic standards; the LEA then reports the results toits local governing board at a regularly scheduled meeting and reports to stakeholders and the public through the Dashboard.

Parent and Family Engagement (LCFF Priority 3)

The LEA annually measures its progress in: (1) seeking input from parents in decision making and (2) promoting parental participation in programs; the LEA then reports the results to its local governing board at a regularly scheduled meeting and reports to stakeholders and the public through the Dashboard.

School Climate (LCFF Priority 6)

The LEA administers a local climate survey at least every other year that provides a valid measure of perceptions of school safety and connectedness, such as the California Healthy Kids Survey, to students in at least one grade withinthe grade span(s) that the LEA serves (e.g., K-5, 6-8, 9-12), and reports the results to its local governing board at a regularly scheduled meeting of the local governing board and to stakeholders and the public through the Dashboard.

Access to a Broad Course of Study (LCFF Priority 7)

The LEA annually measures its progress in the extent to which students have access to, and are enrolled in, a broad course of study that includes the adopted courses of study specified in the California Education Code (EC) for Grades1-6 and Grades 7-12, as applicable, including the programs and services developed and provided to unduplicated students and individuals with exceptional needs; the LEA then reports the results to its local governing board at a regularly scheduled meeting and reports to stakeholders and the public through the Dashboard.

Self-Reflection Tools

An LEA uses the self-reflection tools included within the Dashboard to report its progress on the local performanceindicator to stakeholders and the public.

The self-reflection tools are embedded in the web-based Dashboard system and are also available in Word documentformat. In addition to using the self-reflection tools to report its progress on the local performance indicators to stakeholders and the public, an LEA may use the self-reflection tools as a resource when reporting results to its local governing board. The approved self-reflection tools are provided below.

Appropriately Assigned Teachers, Access to Curriculum-Aligned InstructionalMaterials, and Safe, Clean and Functional School

LEAs will provide the information below:

- Number/percentage of misassignments of teachers of ELs, total teacher misassignments, and vacant teacher positions
- Number/percentage of students without access to their own copies of standards-aligned instructional materials for use at school and at home
- Number of identified instances where facilities do not meet the “good repair” standard (including deficiencies and extreme deficiencies)

Note: The requested information are all data elements that are currently required as part of the School Accountability Report Card (SARC).

Teachers at this School	Number	Percent
Misassignments of Teachers of English Learners	0	
Total Teacher Misassignments	0	
Vacant Teacher Positions	0	

Access to Instructional	Number	Percent

Materials		
Students Without Access to Own Copies of Standards-Aligned InstructionalMaterials for Use at School and at Home	0	

Facility Conditions	Number
Identified Instances Where Facilities Do Not Meet The “Good Repair” Standard (Including Deficiencies and Extreme Deficiencies)	0

Implementation of State Academic Standards (LCFF Priority 2)

OPTION 2: Reflection Tool

Recently Adopted Academic Standards and/or Curriculum Frameworks

1. **Rate the LEA’s progress in providing professional learning for teaching to the recently adopted academic standards and/or curriculum frameworks identified below.**

Rating Scale (lowest to highest) -
1 - Exploration and Research Phase
2 - Beginning Development
3 - Initial Implementation
4 - Full Implementation
5 - Full Implementation and Sustainability

Academic Standards	1	2	3	4	5
ELA – Common Core State Standards for ELA					X
ELD (Aligned to ELA Standards)					X
Mathematics – Common Core State Standards for Mathematics					X
Next Generation Science Standards			X		
History-Social Science			X		

1. **Rate the LEA’s progress in making instructional materials that are aligned to the recently adopted academic standards and/or curriculum frameworks identified below available in all classrooms where thesubject is taught.**

Rating Scale (lowest to highest) -
1 - Exploration and Research Phase
2 - Beginning Development
3 - Initial Implementation
4 - Full Implementation
5 - Full Implementation and Sustainability

Academic Standards	1	2	3	4	5
ELA – Common Core State Standards for ELA					X

Academic Standards	1	2	3	4	5

ELD (Aligned to ELA Standards)					X
Mathematics – Common Core State Standards for Mathematics					X
Next Generation Science Standards			X		
History-Social Science			X		

2. **Rate the LEA's progress in implementing policies or programs to support staff in identifying areas wherethey can improve in delivering instruction aligned to the recently adopted academic standards and/or curriculum frameworks identified below (e.g., collaborative time, focused classroom walkthroughs, teacher pairing).**

Rating Scale (lowest to highest) -
1 - Exploration and Research Phase
2 - Beginning Development
3 - Initial Implementation
4 - Full Implementation
5 - Full Implementation and Sustainability

Academic Standards	1	2	3	4	5
ELA – Common Core State Standards for ELA				X	
ELD (Aligned to ELA Standards)				X	
Mathematics – Common Core State Standards for Mathematics				X	
Next Generation Science Standards			X		
History-Social Science			X		

Recently Adopted Academic Standards and/or Curriculum Frameworks

2. Rate the LEA's progress implementing each of the following academic standards adopted by the state board for all students.

Rating Scale (lowest to highest) -
1 - Exploration and Research Phase
2 - Beginning Development
3 - Initial Implementation
4 - Full Implementation
5 - Full Implementation and Sustainability

Academic Standards	1	2	3	4	5
Career Technical Education					X
Health Education Content Standards					X
Physical Education Model Content Standards					X
Visual and Performing Arts			X		
World Language			X		

Support for Teachers and Administrators

3. **Rate the LEA's success at engaging in the following activities with teachers and school administratorsduring the prior school year (including the summer preceding the prior school year).**

Rating Scale (lowest to highest) -
1 - Exploration and Research Phase2 - Beginning Development
3 - Initial Implementation4 - Full Implementation
5 - Full Implementation and Sustainability

Academic Standards	1	2	3	4	5
Identifying the professional learning needs of groups of teachers or staff as a whole					X
Identifying the professional learning needs of individual teachers			X		
Providing support for teachers on the standards they have not yet mastered			X		

1. **Provide any additional information in the text box provided in the Dashboard that the LEA believes is relevant to understanding its progress implementing the academic standards adopted by the state board.**

Local (Benchmark) Performance Data Initial Findings:

- Secondary English Spring 2021 approximately 54% proficient
  - Secondary English scores have improved overall from spring 2019 – spring 2021.
  - ELs score proficiency at ½ the rate of the general population in secondary
- Elementary English approximately 51% proficient
  - Primary Grades in the 80%+ Proficient range
  - Upper Elementary grades in the 20-35% Proficient
- Secondary Math
  - Spring 2021 HS Algebra proficiency increased by 20% from spring 2019
  - Spring 2021 HS Algebra 2 proficiency increased 60% from spring of 2019
  - Spring 2021 HS Pre-Cal proficiency increased 30% from spring of 2019
  - MS Math proficiency remained consistent
  - English Learners outperformed other students in Algebra 1 in spring of 2021
- Elementary Math
  - Proficiency drops as students matriculate (1st grade at 80% and 5th at 35%)
  - EL students drop proficiency at a faster rate than their peers as they matriculate.
  - African-American students perform 10% below their peers in Elementary Math.

Professional Development Offerings 2019-2021
Theater Arts Integration

Pre-School 2020 (QuickStart to Distance Learning)

Elementary & SecondaryTopics Included:

Instructional Models/Planning
Digital Classroom Community
Supporting Special Populations
Grading & Assessment
Elementary Modules
Secondary Modules
Designated & Integrated ELD
Myths and Realities of Gifted Students
Differentiation/ Small Groups for Distance Learning
Supporting Special Populations,
Creating A Culturally Responsive Classroom
Great Parent-Teacher Conferences
Collaborative Talks
Kagan Day 1 & 2
Step up to Writing
Engaging Discussions
Classroom Management

Parent and Family Engagement (LCFF Priority 3)

This self-reflection tool is organized into three sections. Each section includes promising practices in familyengagement:

2. Building Relationships between School Staff and Families
3. Building Partnerships for Student Outcomes
4. Seeking Input for Decision-making

Building Relationships

Rating Scale (lowest to highest) -
1 - Exploration and Research Phase2 - Beginning Development
3 - Initial Implementation4 - Full Implementation
5 - Full Implementation and Sustainability

Building Relationships	1	2	3	4	5

1. Rate the LEA's progress in developing the capacity of staff (i.e. administrators, teachers, and classified staff) to build trusting andrespectful relationships with families.				X	
2. Rate the LEA's progress in creating welcoming environments for all families in the community.				X	
3. Rate the LEA's progress in supporting staff to learn about eachfamily's strengths, cultures, languages, and goals for their children.			X		
4. Rate the LEA's progress in developing multiple opportunitiesfor the LEA and school sites to engage in 2-way communication between families and educators using language that is understandable and accessible to families.				X	

Dashboard Narrative Box (Limited to 3,000 characters)
Briefly describe the LEA's current strengths and progress in this area, and identify a focus area for improvement,
including how the LEA will improve the engagement of underrepresented families.
BUSD gathers input from parents, especially those whose children are eligible for Socio-economic Disadvantaged, English Learners, Foster Youth, and Students Experiencing Homelessness services, in multiple ways including surveys, school site meetings, English Learner Advisory Committee (ELAC) meetings, District English Learner Advisory Committee (DELAC) meetings, Title I Advisory meetings, School Site Council (SSC), and other parent meetings. District and school-level parent involvement policies are annually evaluated and reviewed for revision to ensure that the policy is up-to-date and is being carried out. The Board of Education approves changes to Board Policy and Administrative Regulations annually. School and district policies are distributed through the annual notification.

Collaboration: Parents will be encouraged to participate in governance at the schools and District levels. Parents can participate in the SSC, ELACs, DELACs, the PTA, and Fundraising Committee at schools. The District has a robust parent volunteer program that provides parents opportunities to be involved in their child's school by providing a variety of volunteer activities.

Communication: Multiple modes of communication between families and District staff address families' diverse needs and interests. Information is provided through online postings and newsletters, with notices mailed home in a timely fashion and translated into languages parents can understand. Families will receive text messages if they opt-in, and phone calls providing them with critical school information. In addition, parents have access to an online Aeries Parent Portal through which they can learn about their students' daily attendance, grades, test scores, Individualized Education Plan, English Learner status, graduation requirements, discipline records, transportation schedule, lunch application, health records, and contact information.

Capacity Building: Parents and District staff partner with one another to build capacity. Schools offer training to parents to understand District and school academic initiatives and to provide parents with opportunities to learn how to support learning in the home, the California School Dashboard, and graduation requirements.

The following information is provided:
• States Standards for English Language Arts, Mathematics, Science, and History-Social Science, and other subjects
• Curriculum, assessments, and test results including CAASPP English Language Arts, Mathematics, and Science.
• Grades in Aeries for report cards with an explanation of the scores and marks
• Maintain a School Site Council at each school with staff, parents, and community representatives
• Two-parent conferences

• Translated materials for parents
• GATE Parent Advisory Committee serves as an advocate for teaching and learning through GATE programs.
• Special Education Advisory Committee serves as an advocate for teaching and learning through Special Education programs.

Special Education staff receive both training and coaching on how to work with parents through the IEP process. Our program specialists model this work with staff, demonstrating how to provide extensive, clear explanations that are free of jargon, especially when students are initially qualifying and parents are not familiar with the IEP process. We provide interpretation as needed.

Building Partnerships for Student Outcomes

Rating Scale (lowest to highest) -
1 - Exploration and Research Phase2 - Beginning Development
3 - Initial Implementation4 - Full Implementation
5 - Full Implementation and Sustainability

Building Partnerships	1	2	3	4	5
1. Rate the LEA's progress in providing professional learning and support to teachers and principals to improve a school's capacity to partner with families.				X	
2. Rate the LEA's progress in providing families with information and resources to support student learning and development inthe home.				X	
3. Rate the LEA's progress in implementing policies or programs forteachers to meet with families and students to discuss student progress and ways to work together to support improved student outcomes.					X
4. Rate the LEA's progress in supporting families to understand and exercise their legal rights and advocate for their ownstudents and all students.				X	

Dashboard Narrative Box (Limited to 3,000 characters)
Briefly describe the LEA's current strengths and progress in this area, and identify a focus area for improvement,
including how the LEA will improve the engagement of underrepresented families.

The District Parent Involvement Policy is distributed annually to all parents and guardians as part of our Annual Notice to Parents at the beginning of each new school year. The Parent Involvement Policy complies with both Federal and State regulations. It is reviewed annually and updated as need based on recommended changes from CSBA (California School Board Association) and the California Department of Education (CDE) and through feedback received from parent advisory groups such as the District English Learner Advisory Council and Title I Advisory. For our Title I funded schools, the school's Parent Involvement Policy is reviewed and updated by the School Site Council at a regularly scheduled meeting

and then by parents at a Title I School meeting. The Parent Involvement Policy is available on the school's website, with hard copies available in the school office.
Parents are provided grade-level standards and curriculum to increase parent understanding of expectations and requirements. Parent conferences are held at the end of the first and second trimesters allowing parents/guardians to meet individually with teachers to discuss student progress toward proficiency on grade-level standards. Subject area family nights are held at schools for parents. These Family Nights not only cover the curriculum and standards but also include strategies parents can use to help their children outside of school.
Parents receive an explanation of their child's performance on CAASPP. The CAASPP score reports are mailed to parents within 30 days of district receipt. Parents have the opportunity to ask questions of teachers and other staff at any time to gain a better understanding of State academic standards and other assessments through email, phone contact, or scheduled meetings. School and District webpages have resources for parents regarding State standards and District expectations.
Schools provide training to parents on how they can help at home using core curriculum materials and online supplemental resources. We make sure that economic status does not affect parents' opportunity to support their child's learning at home.
Parents and families are provided information on their child's progress through failure notices, progress reports, and report cards. Parent conferences are also scheduled twice annually. In addition, parents have access to an online Aeries Parent Portal through which they can learn about their students' daily attendance, grades, test scores, Individualized Education Plan, English Learner status, graduation requirements, discipline records, transportation schedule, lunch application, health records, and contact information.
Principals, support staff, and teachers at all grade levels, from Kindergarten through high school, and secondary school counselors provide group and individual training to parents about how to use the student information system portal to access real-time attendance and grade information. Elementary schools and middle schools hold family math nights where parents learn about the curriculum and how to help their students. These sessions include training on accessing the online components, especially in the English language arts and math.
Legal rights are provided to parents in the annual parent notification and as rights apply to families participating in the Special Education program.

Seeking Input for Decision Making

Rating Scale (lowest to highest) -
1 - Exploration and Research Phase2 - Beginning Development
3 - Initial Implementation4 - Full Implementation
5 - Full Implementation and Sustainability

Seeking Input	1	2	3	4	5
1. Rate the LEA's progress in building the capacity of and supporting principals and staff to effectively engage families in advisory groups and with decision-making.				X	
2. Rate the LEA's progress in building the capacity of and supporting family members to effectively engage in advisorygroups and decision-making.			X		
3. Rate the LEA's progress in providing all families with opportunities to provide input on policies and programs, andimplementing strategies to reach and seek input from any underrepresented groups in the school community.			X		

4. Rate the LEA's progress in providing opportunities to have families, teachers, principals, and district administrators worktogether to plan, design, implement and evaluate family engagement activities at school and district levels.			X		

Dashboard Narrative Box (Limited to 3,000 characters)
Briefly describe the LEA's current strengths and progress in this area, and identify a focus area for improvement,including how the LEA will improve the engagement of underrepresented families.

School Climate (LCFF Priority 6

LEAs will provide a narrative summary of the local administration and analysis of a local climate survey that captures avalid measure of student perceptions of school safety and connectedness in at least one grade within the grade span (e.g., K–5, 6– 8, 9–12) in a text box provided in the California School Dashboard (response limited to 3,000 characters). LEAs will have an opportunity to include differences among student groups, and for surveys that provide an overall score, such as the California Healthy Kids Survey, report the overall score for all students and student groups. This summary may also include an analysis of a subset of specific items on a local survey and additional data collection tools that are particularly relevant to school conditions and climate.

1. **DATA:** Reflect on the key learnings from the survey results and share what the LEA learned.

2. **MEANING:** What do the disaggregated results (if applicable) of the survey and other data collection methodsreveal about schools in the LEA, such as areas of strength or growth, challenges, and barriers?

3. **USE:** What revisions, decisions, or actions has, or will, the LEA implement in response to the results for continuous improvement purposes? Why? If you have already implemented actions, did you see the resultsyou were seeking?

This spring the survey was administered while the school stakeholders were still in the midst of the COVID-19 pandemic. This led to some frustration that the survey questions did not reflect the particular circumstances of the pandemic. However, the School Satisfaction Survey is meant to analyze and compare trends over time. Therefore, the questions cannot be changed on an annual basis. In addition, because of the change in timeline for the reporting of the Local Indicators to the Board of Education, the latest survey results are not available. The results below reflect the most recent data obtained from the spring 2020 School Satisfaction Survey. This data will be updated in the fall.

- **The key findings from the survey were the following:**
- **Academic Rigor**: 77% of parent and student respondents are satisfied with the quality of education provided by their school. However, 71% of parents of Gifted and Talented students agreed that their school sufficiently challenges their students.
- **Student Support:** More than 75% of staff, students and parents agree that their school provides academic support for students who require it. Only 64% of students agree that their school provides adequate resources to help students who are having social, emotional, or mental health problems.
- **Reported bullying:** 86% of students know how to report bullying, 83% of students know to whom they should report bullying, but only 44% were satisfied with the outcome of reporting bullying.
- **LCAP Involvement:** Less than half of parent and staff respondents report receiving invitations to be involved in the LCAP process (36% and 48% respectively)

- **Why the local educational agency chose the selected survey and whether the findings relate to the goals established for other Local Control Funding Formula priorities in the Local control and Accountability Plan.** Burbank Unified School District chose Hanover Research as the provider of the survey for the following reasons: they had significant experience in developing school climate surveys; they did not push an off the shelf survey, but rather

listened to the needs of the community. They also assisted the District in the creation of the survey items; and, Hanover was able to turn the data around quickly, so that the District had the results for the LCAP writing process. In addition, they are available and maintain regular communication with the District as we go through the yearly cycle of administration of the climate survey. It was also important to the District to protect the anonymity of the responses by having the data analyzed by a third party. There was some concern among stakeholders that critical remarks would be tracked back to the respondent. In order to gather accurate data, it is important for the respondents to feel safe. This was especially important in the comment sections. Hanover agree to scrub out any identifying information from the comment section to preserve the integrity of the responses.

The responses from the survey above will be used to complete the local indicator section at the California Department of Education website for the California School Dashboard. Each component will receive a either a color code or a numerical score.

Access to a Broad Course of Study (LCFF Priority 7)

1. The district uses its Student Information System (Aeries) to generate reports of course requests, course participation, grades, and attendance to monitor participation and achievement for all students. It then disaggregates the data to monitor specific subgroups and to provide tiered systems of support to all students who need it. For example, based on recent data, the district provided credit recovery to special education students during the school year with a new online program that better met their needs. The district also monitors the numbers of students who are participating in special programs, such as the visual and performing arts; dual enrollment, career technical education; and, honors and advanced placement courses.

2. **Course Enrollment**: Hispanic/Latinx – is proportional to enrollment overall. One area to monitor is enrollment in honors and AP courses which ranges from 21%-26%. **English Learners**- have access to all programs in the district, including honors and AP. There is also a small number of students who are taking dual enrollment courses. Reclassified Els are excelling and have access to the broadest program. **Special Education** students have access to the core curriculum and as they are able, also have access to higher-level coursework. They are represented in the career technical education pathways and there are some students in honors and AP and the majority of special education students are in general education math courses. **Foster youth** are taking the basic program and a variety of electives, including career technical education. They are not as represented in honors and AP courses. **Socially Economically Disadvantaged** students in the district are well-represented in all curricular offerings

BUSD LOCAL INDICATORS

2020-2021

2020-2021 BUSD LOCAL INDICATORS

Districtwide Goals Measured

1. Improve learning and achievement for targeted subgroups of students.
2. Improve learning and achievement for all students
3. Continue to align all instruction and student learning to California State Standards.
6. Develop and implement a comprehensive professional development plan for all

Self-Reflection Scale

- Exploration and Research Phase
- Beginning Development
- Initial Implementation
- Full Implementation
- Full Implementation and Sustainability

The current state indicators do not measure several LCFF priority areas. These remaining priority areas are considered local indicators. District must do a self-review to determine if they have *Met, Not Met, or Not Met for Two or More Years* each local indicator. Districts will use the local indicators to evaluate and report their progress on priority areas.

PRIORITY 2 – RECENTLY ADOPTED ACADEMIC STANDARDS AND/OR CURRICULUM FRAMEWORKS

Progress in providing professional learning for teaching to the recently adopted academic standards and/or curriculum frameworks identified below.

- English Language Arts **5**
- English Language Development **5**
- Mathematics **5**
- NGGSS (Science) **3**
- History-Social Science **3**

Progress in making instructional materials that are aligned to the recently adopted academic standards and/or curriculum frameworks identified below in all classrooms where the subject is taught.

- English Language Arts **5**
- English Language Development **5**
- Mathematics **5**
- NGGSS (Science) **3**
- History-Social Science **3**

Progress in implementing policies or programs to support staff in identifying areas where they can improve in delivering instruction aligned to the recently adopted academics standards and/or curriculum frameworks identified below:

- English Language Arts **4**
- English Language Development **4**
- Mathematics **4**
- NGGSS (Science) **3**
- History-Social Science **3**

BUSD ELEMENTARY LOCAL ASSESSMENT DATA

Due to the pandemic, local assessments were not administered in Spring of 2020. Comparisons were made between Spring of 2021 and Spring of 2019. Additionally, Elementary Beginning of the Year (BOY) assessments were not administered in fall of 2020 due to the pandemic.

Elementary English

- Approximately 51% proficient
- Elementary scores stayed consistent overall from 2018 – 2021
- Primary Grades in the 80%+ Proficient range
- Upper Elementary grades in the 20-35% Proficient

Elementary Math

- Remained consistent with 2019 scores
- Proficiency drops as students matriculate (1st grade at 80% and 5th at 35%)
- EL students drop proficiency at a faster rate than their peers as they matriculate.
- African-American students perform 10% below their peers in Elementary Math proficiency

BUSD SECONDARY LOCAL ASSESSMENT DATA

Due to the pandemic, local assessments were not administered in Spring of 2020. Comparisons were made between Spring of 2021 and Spring of 2019; the exception being English which was able to administer spring of 2020. Additionally, assessments at the secondary level for 2020-2021 were condensed to be viable during distance learning.

Secondary English

- Secondary English scores have improved overall from spring 2019 – spring 2021.
- Students showed progress from fall to spring in 2020-21
  - The exception being 6th & 7th that did not show improvement.
- English AP local benchmark on a downward trend from spring 2019 – 2020 (50% fewer proficient)
- ELs score proficiency at ½ the rate of the general population in secondary

Secondary Math

- Spring 2021 HS Algebra proficiency increased by 20% from spring 2019
- Spring 2021 HS Algebra 2 proficiency increased 60% from spring of 2019
- Spring 2021 HS Pre-Cal proficiency increased 30% from spring of 2019
- MS Math proficiency remained consistent
- English Learners outperformed other students in Algebra 1 in spring of 2021
- Males & Females scored equally in secondary math

PE/Science/Social Studies

- 78% of students showed proficiency on PE benchmarks in 2020-21; worth noting because instruction was provided remotely
- Approx. 75% of students demonstrated proficiency in MS Science
- Approx. 65% of students demonstrated proficiency in HS Science
- 67% of MS World Language Students demonstrated proficiency (Spanish I)

BUSD SUPPORT FOR TEACHERS AND ADMINISTRATORS

During the 2018-2019 school year (including summer 2019). Rate the local educational agency's success at engaging in the following activities with teachers and school administrators.

- Identifying the professional learning needs of groups of teachers or staff as a whole **5**
- Identifying the professional learning needs of individual teachers **3**
- Providing support for teachers on the standards, they have not yet mastered. **3**

BUSD Professional Development Offerings

- Arts
- Cross Content
- English Learners
- Elementary
- Secondary
- GATE

PRIORITY 3 – PARENT & FAMILY ENGAGEMENT

Input

- BUSD gathers input from parents, especially those whose children are eligible for Socio-economic Disadvantaged, English Learners, Foster Youth, and Students Experiencing Homelessness services, in multiple ways including surveys, school site meetings, English Learner Advisory Committee (ELAC) meetings, District English Learner Advisory Committee (DELAC) meetings, Title I Advisory meetings, School Site Council (SSC), and other parent meetings.

Collaboration

- Parents will be encouraged to participate in governance at the schools and District levels. Parents can participate in the SSC, ELACs, DELACs, the PTA, and Fundraising Committee at schools.

Communication

- Multiple modes of communication between families and District staff address families' diverse needs and interests. Information is provided through online postings and newsletters, with notices mailed home in a timely fashion and translated into languages parents can understand.

Capacity Building

- Parents and District staff partner with one another to build capacity. Schools offer training to parents to understand District and school academic initiatives and to provide parents with opportunities to learn how to support learning in the home, the California School Dashboard, and graduation requirements.

PRIORITY 6 – SCHOOL CLIMATE

The key findings from the survey were the following:

- **Academic Rigor**: 77% of parent and student respondents are satisfied with the quality of education provided by their school. However, 71% of parents of Gifted and Talented students agreed that their school sufficiently challenges their students.
- **Student Support:** More than 75% of staff, students and parents agree that their school provides academic support for students who require it. Only 64% of students agree that their school provides adequate resources to help students who are having social, emotional, or mental health problems.
- **Reported bullying:** 86% of students know how to report bullying, 83% of students know to whom they should report bullying, but only 44% were satisfied with the outcome of reporting bullying.
- **LCAP Involvement:** Less than half of parent and staff respondents report receiving invitations to be involved in the LCAP process (36% and 48% respectively)

AMENDED

BURBANK UNIFIED SCHOOL DISTRICT
Office of Human Resources

REPORT TO THE BOARD

TO:	Members of the Board of Education
FROM :	Matt Hill, Superintendent
PREPARED BY:	Cindy Quiterio, Executive Assistant, Human Resources
SUBMITTED BY:	Cindy Quiterio, Executive Assistant, Human Resources
DATE:	June 17, 2021
SUBJECT:	Approval of Renewal to the Employee Contracts for the Assistant Superintendent of Instructional Services, Assistant Superintendent of Educational Services, Assistant Superintendent of Human Resources, and Assistant Superintendent of Administrative Services

---

Background
The current employment agreements for the Assistant Superintendent of Instructional Services, Assistant Superintendent of Educational Services, Assistant Superintendent of Human Resources, and Assistant Superintendent of Administrative Services are scheduled to expire on June 30, 2022. Their contracts do not automatically extend. Their Agreements have been modified to reflect an effective date of July 1, 2021 through June 30, 2024. The District and employees mutually agree to amend the employment period and to further extend all other terms of their current agreement.

Discussion/Issues
Rather than creating an amendment to the contract currently in force, a new contract is being presented for approval, which captures changes to the Terms provision in the agreements. Provision number V has been modified in the contracts for the Assistant Superintendent of Instructional Services, Assistant Superintendent of Educational Services, and Assistant Superintendent of Human Resources to incorporate ~~22~~ **27** days of vacation. If un-used during the fiscal year, they shall be paid out at the end of every June. All other provisions in the agreements remain without any changes or modifications.

Fiscal Impact
The vacation payouts at the end of June (if any) may result in an additional cost to the district of approximately $62,433.00 per year. The potential cost is based on the Assistant Superintendent of Instructional Services, Assistant Superintendent of Educational Services, and Assistant Superintendent of Human Resources' daily rate.

Recommendation
Matt Hill, Superintendent, recommends that the Board of Education approve the renewal of the employee contracts for the Assistant Superintendent of Instructional Services, Assistant Superintendent of Educational Services, Assistant Superintendent of Human Resources, and Assistant Superintendent of Administrative Services effective July 1, 2021 through June 30, 2024, as presented.

CONTRACT OF EMPLOYMENT

July 1, ~~2019~~ 2021 – June 30, ~~2022~~ 2024

BURBANK UNIFIED SCHOOL DISTRICT

AND

SHARON CUSEO

This Contract of Employment is entered into by and between the BURBANK UNIFIED SCHOOL DISTRICT (hereinafter referred to as "District") by and through its Board of Education (hereinafter referred to as "Board") and SHARON CUSEO (hereinafter referred to as "Assistant Superintendent of Instructional Services").

This Contract of Employment is entered into pursuant to Education Code Section 35031 and such other applicable and relevant law.

The Board and the Assistant Superintendent of Instructional Services hereby agree and promise as follows:

I. TERM

The Assistant Superintendent of Instructional Services is employed by the Board as a certificated management employee for a term commencing July 1, ~~2019~~ **2021** and ending June 30, ~~2022~~ **2024**.. The parties agree that the position of Assistant Superintendent of Instructional Services is a senior management position in the certificated service as defined by Education Code sections 45100.5 and 45108.5, and that the Assistant Superintendent of Instructional Services does not acquire permanent status in the position. The term of this employment agreement is for three (3) years, but is subject to review and renewal by Board action annually. There is no "evergreen" or "roll-over" clause and it is intended that through appropriate evaluation and due process, the termination of this contract can be exercised without obligating the district to any financial obligation beyond the natural conclusion of an employment contract year.

II. SALARY

The annual salary of the Assistant Superintendent of Instructional Services shall be ONE HUNDRED SEVENTY FIVE THOUSAND, ONE HUNDRED THIRTY TWO DOLLARS AND 00/100 ($175,132.00). The annual base salary is for twelve (12) months of service and shall be prorated for service of less than a full year. Notwithstanding the foregoing, the Board retains the right to adjust the salary of the Assistant Superintendent of Instructional Services from time to time during the term of this Contract in order to provide a competitive and attractive salary. Furthermore, the Board retains the right to consider the awarding of an annual stipend with consideration to performance and depending on the fiscal condition of the District.

III. DUTIES AND RESPONSIBILITIES

The Assistant Superintendent of Instructional Services is a certificated management employee of the District and is in charge of the Instructional department subject to the authority of the Board and/or the authority of the Superintendent of Schools. The Assistant Superintendent of Instructional Services shall report directly to the Superintendent who shall be the immediate supervisor. The Assistant Superintendent of Instructional Services shall faithfully and competently perform all duties and responsibilities required by the Board and/or Superintendent of Schools. The Assistant Superintendent of Instructional Services also shall faithfully and competently abide by all policies and directions from the Board, all directions from the Superintendent of Schools, and applicable and relevant law.

IV. MORAL CONDUCT

The Assistant Superintendent of Instructional Services shall conduct herself with due regard to the public conventions and morals. The Assistant Superintendent of Instructional Services shall not, either while rendering such services to the District, or in her private life, commit an offense involving moral turpitude under federal, state or local laws or ordinances. The Assistant Superintendent of Instructional Services shall not do or commit any act or thing that will tend to degrade her in society or bring her into public hatred, public disrepute, contempt, scorn, or ridicule, or that will tend to shock, insult, or offend the community or public morals or decency or prejudice the reputation of the District in the community.

V. WORK YEAR, HOLIDAYS AND SICK LEAVE

The Assistant Superintendent of Instructional Services agrees to devote her full time and efforts to the position of Assistant Superintendent of Instructional Services for the District. The Assistant Superintendent of Instructional Services is a certificated management employee who is exempt from all overtime and all compensatory time off in lieu of overtime. The Assistant Superintendent of Instructional Services shall be required to **provide twelve months of full-time service to the District.** ~~work a positive work year of a minimum of 220 work days excluding holidays required by applicable law and such other holidays designated by the Board. She shall not accrue vacation~~. **The Assistant Superintendent of Instructional Services shall be entitled to twenty-seven (27) days of annual vacation per fiscal year that must be used each fiscal year, exclusive of holidays. Any unused vacation remaining at the end of a fiscal year will be paid out to the Assistant Superintendent of Instructional Services on or before June 30th. The Assistant Superintendent of Instructional Services' per diem rate will be calculated based on annual salary divided by 220 days.** The Assistant Superintendent of Instructional Services shall be entitled to twelve (12) days of sick leave per year.

VI. HEALTH AND WELFARE BENEFITS

The Assistant Superintendent of Instructional Services shall be entitled to medical, dental, vision, and life insurance in the same amounts as granted by the Board generally to other certificated management employees of the District.

VII. LONGEVITY INCREASE

The Assistant Superintendent of Instructional Services will receive an increase in base salary equal to the same amount of longevity stipend granted by the Board of Education to other certificated management employees. When such an increase is granted, the employment contract and base salary will be amended and presented to the Board of Education for approval.

VIII. MASTERS DEGREE AND DOCTORATE DEGREE

The Assistant Superintendent of Instructional Services will receive an increase in base salary equal to the same amount of masters or doctorate stipend granted by the Board of Education to other certificated management employees. When such an increase is granted, the employment contract and base salary will be amended and presented to the Board of Education for approval.

IX. RETIREMENT BENEFITS

If the Assistant Superintendent of Instructional Services remains employed as a senior manager with the District for a consecutive total of five (5) years of satisfactory service, then upon retirement from active service from the District under the California State Teachers' Retirement System (CalSTRS), she may elect at her option, that the Board pay the premiums for medical, dental, vision and such other fringe benefits as are provided by the Board to other management employees. If the Assistant Superintendent of Instructional Services makes this election, the benefits shall be available until the Assistant Superintendent of Instructional Services reaches the age of 65.

X. EVALUATION

The Superintendent of Schools shall evaluate the Assistant Superintendent of Instructional Services at least annually and may do so at any time. A copy of any written evaluation shall be delivered to the Assistant Superintendent of Instructional Services who shall have the right to make a written reaction or response to the evaluation before it is placed in the Assistant Superintendent of Instructional Services' personnel file.

XI. PROFESSIONAL GROWTH

The District encourages the professional growth of the Assistant Superintendent of Instructional Services through participation, as mutually agreed to by the Superintendent of Schools, in:

1. Programs and other activities conducted or sponsored by local, state, and national school administrator associations;

2. Seminars and courses offered by public or private educational institutions;

3. Informational meetings with other persons whose skill or background would serve to improve the capacity of the Assistant Superintendent of Instructional Services to perform professional

responsibilities.

The Superintendent of Schools may permit release time for the Assistant Superintendent of Instructional Services to attend such activities and pay the necessary, reasonable fees and expenses pursuant to established procedures of the District.

XII. DUES AND MEMBERSHIPS IN ASSOCIATIONS AND ORGANIZATIONS

The District shall make direct payment of dues for the Assistant Superintendent of Instructional Services's membership in up to three (3) professional or service associations or organizations.

XIII. TERMINATION OF CONTRACT

This Contract may be terminated under the following conditions.

A. Termination by Mutual Consent: The District and Assistant Superintendent of Instructional Services may by mutual agreement in writing terminate this Contract at any time.

B. Termination by District without Cause: The District may unilaterally and without cause terminate this contract and the Assistant Superintendent of Instructional Services' employment. In consideration of the District's right to terminate this Contract without cause, the District shall continue to pay the Assistant Superintendent of Instructional Services each month his/her then current salary for the remainder of this Contract, but not to exceed twelve (12) months. Upon termination of this Contract pursuant to this subparagraph, the Assistant Superintendent of Instructional Services shall continue to receive the fringe benefits to which she was previously entitled for the remainder of this Contract, but not to exceed twelve (12) months, or until the Assistant Superintendent of Instructional Services finds other employment, whichever occurs first. The intent of these provisions is to satisfy the requirements in Government Code sections 53260-53264, and shall be interpreted consistently with these statutes.

C. Termination by District for Cause: This Contract and the services of the Assistant Superintendent of Instructional Services may be terminated by the District at any time for breach of this Contract, for the failure of the Assistant Superintendent of Instructional Services to satisfactorily perform the duties of her position as determined in the evaluation process conducted by the Superintendent, for any ground enumerated in Education Code section 44932, or for the commission of any act of fraud, misrepresentation or moral turpitude. The District shall not terminate this Contract under this subparagraph until a written statement of unsatisfactory performance or grounds for termination has first been served upon the Assistant Superintendent of Instructional Services. The Assistant Superintendent of Instructional Services may then request (in writing) a conference with the Board. If a conference is granted by the Board the Assistant Superintendent of Instructional Services shall be given a reasonable opportunity to address the Board.

D. Termination by District Based upon Continuing Disability: This Contract and the services of the Assistant Superintendent of Instructional Services may be terminated because of the

continuing disability of the Assistant Superintendent of Instructional Services. In such event, the District shall give at least thirty (30) days prior written notice to the Assistant Superintendent of Instructional Services. No such notice shall be sent until there are no remaining days of paid leave available to the Assistant Superintendent of Instructional Services, and the Assistant Superintendent of Instructional Services is not able to perform the essential duties of her position with or without reasonable accommodation.

E. Termination by Assistant Superintendent of Instructional Services: Any termination by the Assistant Superintendent of Instructional Services shall be preceded by at least forty-five (45) days written notice to the Board.

XIV. MISCELLANEOUS PROVISIONS

1. This Contract is subject to all applicable laws of the State of California, titles and regulations of the State Board of Education, and Board Policies.

2. All promises and covenants contained herein are severable, and in the event any of them shall be held invalid by any court of competent jurisdiction, this Contract shall be interpreted as if such invalid promises or covenants were not contained herein.

3. This Contract is the full and complete agreement of the parties hereto. Any amendment, modifications, or variations from the terms of this Contract shall be in writing and shall be effective only upon written approval of such amendment, modification, or variation by the Board.

BURBANK UNIFIED SCHOOL DISTRICT

By: _____

Sharon Cuseo, Ed.D., Assistant Superintendent of Instructional Services Date

By:_____

Matt Hill, Ed.D., Superintendent of Schools Date

By: _____

Steve Frintner, President of the Board of Education Date

June 17, 2021

_____

DATE APPROVED BY THE
BOARD OF EDUCATION

CONTRACT OF EMPLOYMENT

July 1, ~~2019~~ 2021 – June 30, ~~2022~~ 2024

BURBANK UNIFIED SCHOOL DISTRICT

AND

DR. JOHN PARAMO

This Contract of Employment is entered into by and between the BURBANK UNIFIED SCHOOL DISTRICT (hereinafter referred to as "District") by and through its Board of Education (hereinafter referred to as "Board") and DR. JOHN PARAMO (hereinafter referred to as "Assistant Superintendent of Educational Services").

This Contract of Employment is entered into pursuant to Education Code Section 35031 and such other applicable and relevant law.

The Board and the Assistant Superintendent of Educational Services hereby agree and promise as follows:

I. TERM

The Assistant Superintendent of Educational Services is employed by the Board as a certificated management employee for a term commencing July 1, ~~2019~~ **2021** and ending June 30, ~~2022~~ **2024**. The parties agree that the position of Assistant Superintendent of Educational Services is a senior management position in the certificated service as defined by Education Code sections 45100.5 and 45108.5, and that the Assistant Superintendent of Educational Services does not acquire permanent status in the position. The term of this employment agreement is for three (3) years, but is subject to review and renewal by Board action annually. There is no "evergreen" or "roll-over" clause and it is intended that through appropriate evaluation and due process, the termination of this contract can be exercised without obligating the district to any financial obligation beyond the natural conclusion of an employment contract year.

II. SALARY

The annual salary of the Assistant Superintendent of Educational Services shall be ONE HUNDRED SIXTY SIX THOUSAND, SEVEN HUNDRED NINETY TWO DOLLARS AND 00/100 ($166,792.00). The annual base salary is for twelve (12) months of service and shall be prorated for service of less than a full year. Notwithstanding the foregoing, the Board retains the right to adjust the salary of the Assistant Superintendent of Educational Services from time to time during the term of this Contract in order to provide a competitive and attractive salary. Furthermore, the Board retains the right to consider the awarding of an annual stipend with consideration to performance and depending on the fiscal condition of the District.

III. DUTIES AND RESPONSIBILITIES

The Assistant Superintendent of Educational Services is a certificated management employee of the District and is in charge of the Educational department subject to the authority of the Board and/or the authority of the Superintendent of Schools. The Assistant Superintendent of

Educational Services shall report directly to the Superintendent who shall be the immediate supervisor. The Assistant Superintendent of Educational Services shall faithfully and competently perform all duties and responsibilities required by the Board and/or Superintendent of Schools. The Assistant Superintendent of Educational Services also shall faithfully and competently abide by all policies and directions from the Board, all directions from the Superintendent of Schools, and applicable and relevant law.

IV. MORAL CONDUCT

The Assistant Superintendent of Educational Services shall conduct himself with due regard to the public conventions and morals. The Assistant Superintendent of Educational Services shall not, either while rendering such services to the District, or in his private life, commit an offense involving moral turpitude under federal, state or local laws or ordinances. The Assistant Superintendent of Educational Services shall not do or commit any act or thing that will tend to degrade him in society or bring him into public hatred, public disrepute, contempt, scorn, or ridicule, or that will tend to shock, insult, or offend the community or public morals or decency or prejudice the reputation of the District in the community.

V. WORK YEAR, HOLIDAYS AND SICK LEAVE

The Assistant Superintendent of Educational Services agrees to devote his full time and efforts to the position of Assistant Superintendent of Educational Services for the District. The Assistant Superintendent of Educational Services is a certificated management employee who is exempt from all overtime and all compensatory time off in lieu of overtime. The Assistant Superintendent of Educational Services shall be required to work a positive work year of a minimum of 220 week days excluding holidays required by applicable law and such other holidays designated by the Board. ~~He shall not accrue vacation~~. **The Assistant Superintendent of Educational Services shall be entitled to twenty-seven (27) days of annual vacation per fiscal year that must be used each fiscal year, exclusive of holidays. Any unused vacation remaining at the end of a fiscal year will be paid out to the Assistant Superintendent of Educational Services on or before June 30th. The Assistant Superintendent of Educational Services' per diem rate will be calculated based on annual salary divided by 220 days** The Assistant Superintendent of Educational Services shall be entitled to twelve (12) days of sick leave per year.

VI. HEALTH AND WELFARE BENEFITS

The Assistant Superintendent of Educational Services shall be entitled to medical, dental, vision, and life insurance in the same amounts as granted by the Board generally to other certificated management employees of the District.

VII. LONGEVITY INCREASE

The Assistant Superintendent of Educational Services will receive an increase in base salary equal to the same amount of longevity stipend granted by the Board of Education to other certificated management employees. When such an increase is granted, the employment contract and base salary will be amended and presented to the Board of Education for approval.

VIII. MASTERS DEGREE AND DOCTORATE DEGREE

The Assistant Superintendent of Educational Services, will receive an increase in base salary equal to the same amount of masters or doctorate stipend granted by the Board of Education to other certificated management employees. When such an increase is granted, the employment contract and base salary will be amended and presented to the Board of Education for approval.

IX. RETIREMENT BENEFITS

If the Assistant Superintendent of Educational Services remains employed as an assistant superintendent with the District for a consecutive total of five (5) years of satisfactory service, then upon retirement from active service from the District under the California State Teachers' Retirement System (CalSTRS), she may elect at her option, that the Board pay the premiums for medical, dental, vision and such other fringe benefits as are provided by the Board to other management employees. If the Assistant Superintendent makes this election, the benefits shall be available until the Assistant Superintendent reaches the age of 65.

The Assistant Superintendent of Educational Services will automatically receive an increase in base salary equal to the same amount of longevity stipend granted by the Board of Education to other certificated management employees. When such an increase is granted, the employment contract and base salary will be amended and brought forward for Board approval.

X. EVALUATION

The Superintendent of Schools shall evaluate the Assistant Superintendent of Educational Services at least annually and may do so at any time. A copy of any written evaluation shall be delivered to the Assistant Superintendent of Educational Services who shall have the right to make a written reaction or response to the evaluation before it is placed in the Assistant Superintendent of Educational Services' personnel file.

XI. PROFESSIONAL GROWTH

The District encourages the professional growth of the Assistant Superintendent of Educational Services through participation, as mutually agreed to by the Superintendent of Schools, in:

1. Programs and other activities conducted or sponsored by local, state, and national school administrator associations;

2. Seminars and courses offered by public or private educational institutions;

3. Informational meetings with other persons whose skill or background would serve to improve the capacity of the Assistant Superintendent of Educational Services to perform professional responsibilities.

The Superintendent of Schools may permit release time for the Assistant Superintendent of Educational Services to attend such activities and pay the necessary, reasonable fees and expenses pursuant to established procedures of the District.

XII. DUES AND MEMBERSHIPS IN ASSOCIATIONS AND ORGANIZATIONS

The District shall make direct payment of dues for the Assistant Superintendent of Educational Services' membership in up to three (3) professional or service associations or organizations.

XIII. TERMINATION OF CONTRACT

This Contract may be terminated under the following conditions.

A. Termination by Mutual Consent: The District and Assistant Superintendent of Educational Services may by mutual agreement in writing terminate this Contract at any time.

B. Termination by District without Cause: The District may unilaterally and without cause terminate this contract and the Assistant Superintendent of Educational Services' employment. In consideration of the District's right to terminate this Contract without cause, the District shall continue to pay the Assistant Superintendent of Educational Services each month his/her then current salary for the remainder of this Contract, but not to exceed twelve (12) months. Upon termination of this Contract pursuant to this subparagraph, the Assistant Superintendent of Educational Services shall continue to receive the fringe benefits to which he was previously entitled for the remainder of this Contract, but not to exceed twelve (12) months, or until the Assistant Superintendent of Educational Services finds other employment, whichever occurs first. The intent of these provisions is to satisfy the requirements in Government Code sections 53260-53264, and shall be interpreted consistently with these statutes.

C. Termination by District for Cause: This Contract and the services of the Assistant Superintendent of Educational Services may be terminated by the District at any time for breach of this Contract, for the failure of the Assistant Superintendent of Educational Services to satisfactorily perform the duties of his position as determined in the evaluation process conducted by the Superintendent, for any ground enumerated in Education Code section 44932, or for the commission of any act of fraud, misrepresentation or moral turpitude. The District shall not terminate this Contract under this subparagraph until a written statement of unsatisfactory performance or grounds for termination has first been served upon the Assistant Superintendent of Educational Services. The Assistant Superintendent of Educational Services may then request (in writing) a conference with the Board. If a conference is granted by the Board the Assistant Superintendent of Educational Services shall be given a reasonable opportunity to address the Board.

D. Termination by District Based upon Continuing Disability: This Contract and the services of the Assistant Superintendent of Educational Services may be terminated because of the continuing disability of the Assistant Superintendent of Educational Services. In such event, the District shall give at least thirty (30) days prior written notice to the Assistant Superintendent of Educational Services. No such notice shall be sent until there are no remaining days of paid leave available to the Assistant Superintendent of Educational Services, and the Assistant Superintendent of Educational Services is not able to perform the essential duties of his position with or without reasonable accommodation.

E. Termination by Assistant Superintendent of Educational Services: Any termination by the Assistant Superintendent of Educational Services shall be preceded by at least forty-five (45) days written notice to the Board.

XIV. MISCELLANEOUS PROVISIONS

1. This Contract is subject to all applicable laws of the State of California, titles and regulations of the State Board of Education, and Board Policies.

2. All promises and covenants contained herein are severable, and in the event any of them shall be held invalid by any court of competent jurisdiction, this Contract shall be interpreted as if such invalid promises or covenants were not contained herein.

3. This Contract is the full and complete agreement of the parties hereto. Any amendment, modifications, or variations from the terms of this Contract shall be in writing and shall be effective only upon written approval of such amendment, modification, or variation by the Board.

BURBANK UNIFIED SCHOOL DISTRICT

By: _____
John Paramo, Ed.D., Assistant Superintendent, Educational Services Date

By:_____
Matt Hill, Ed.D., Superintendent of Schools Date

By: _____
Steve Frintner, President of the Board of Education Date

June 17, 2021

_____
DATE APPROVED BY THE
BOARD OF EDUCATION

CONTRACT OF EMPLOYMENT

July 1, ~~2019~~ 2021 – June 30, ~~2022~~ 2024

BURBANK UNIFIED SCHOOL DISTRICT

AND

DR. SARAH NIEMANN

This Contract of Employment is entered into by and between the BURBANK UNIFIED SCHOOL DISTRICT (hereinafter referred to as "District") by and through its Board of Education (hereinafter referred to as "Board") and DR. SARAH NIEMANN (hereinafter referred to as "Assistant Superintendent of Human Resources"), and dated, for reference purposes only, June ~~6~~ **17**, ~~2019~~ 2021 and supersedes the ~~November 2, 2017~~ **June 6, 2019** contract currently in force.

This Contract of Employment is entered into pursuant to Education Code Section 35031 and such other applicable and relevant law.

The Board and the Assistant Superintendent of Human Resources hereby agree and promise as follows:

I. TERM

The Assistant Superintendent of Human Resources is employed by the Board as a certificated management employee for a term commencing July 1, ~~2019~~ **2021** and ending June 30, ~~2022~~ **2024**. The parties agree that the position of Assistant Superintendent of Human Resources is a senior management position in the certificated service as defined by Education Code sections 45100.5 and 45108.5, and that the Assistant Superintendent of Human Resources does not acquire permanent status in the position. The term of this employment agreement is for three (3) years, but is subject to review and renewal by Board action annually. There is no "evergreen" or "roll-over" clause and it is intended that through appropriate evaluation and due process, the termination of this contract can be exercised without obligating the district to any financial obligation beyond the natural conclusion of an employment contract year.

II. SALARY

The annual salary of the Assistant Superintendent of Human Resources shall be ONE HUNDRED SIXTY SIX THOUSAND, SEVEN HUNDRED NINETY TWO DOLLARS AND 00/100 ($166,792.00). The annual base salary is for twelve (12) months of service and shall be prorated for service of less than a full year. Notwithstanding the foregoing, the Board retains the right to adjust the salary of the Assistant Superintendent of Human Resources from time to time during the term of this Contract in order to provide a competitive and attractive salary. Furthermore, the Board retains the right to consider the awarding of an annual stipend with consideration to performance and depending on the fiscal condition of the District.

III. DUTIES AND RESPONSIBILITIES

The Assistant Superintendent of Human Resources is a certificated management employee of the District and is in charge of the Human Resources department subject to the authority of the

Board and/or the authority of the Superintendent of Schools. The Assistant Superintendent of Human Resources shall report directly to the Superintendent who shall be the immediate supervisor. The Assistant Superintendent of Human Resources shall faithfully and competently perform all duties and responsibilities required by the Board and/or Superintendent of Schools. The Assistant Superintendent of Human Resources also shall faithfully and competently abide by all policies and directions from the Board, all directions from the Superintendent of Schools, and applicable and relevant law.

IV. MORAL CONDUCT

The Assistant Superintendent of Human Resources shall conduct herself with due regard to the public conventions and morals. The Assistant Superintendent of Human Resources shall not, either while rendering such services to the District, or in her private life, commit an offense involving moral turpitude under federal, state or local laws or ordinances. The Assistant Superintendent of Human Resources shall not do or commit any act or thing that will tend to degrade her in society or bring her into public hatred, public disrepute, contempt, scorn, or ridicule, or that will tend to shock, insult, or offend the community or public morals or decency or prejudice the reputation of the District in the community.

V. WORK YEAR, HOLIDAYS AND SICK LEAVE

The Assistant Superintendent of Human Resources agrees to devote her full time and efforts to the position of Assistant Superintendent of Human Resources for the District. The Assistant Superintendent of Human Resources is a certificated management employee who is exempt from all overtime and all compensatory time off in lieu of overtime. The Assistant Superintendent of Human Resources shall be required to work a positive work year of a minimum of 220 work days excluding holidays required by applicable law and such other holidays designated by the Board. ~~She shall not accrue vacation~~. **The Assistant Superintendent of Human Resources shall be shall be entitled to twenty-seven (27) days of annual vacation per fiscal year that must be used each fiscal year, exclusive of holidays. Any unused vacation remaining at the end of a fiscal year will be paid out to the Assistant Superintendent of Human Resources on or before June 30th. The Assistant Superintendent of Human Resources' per diem rate will be calculated based on annual salary divided by 220 days.** The Assistant Superintendent of Human Resources shall be entitled to twelve (12) days of sick leave per year.

VI. HEALTH AND WELFARE BENEFITS

The Assistant Superintendent of Human Resources shall be entitled to medical, dental, vision, and life insurance in the same amounts as granted by the Board generally to other certificated management employees of the District.

VII. LONGEVITY INCREASE

The Assistant Superintendent of Human Resources will receive an increase in base salary equal to the same amount of longevity stipend granted by the Board of Education to other certificated management employees. When such an increase is granted, the employment contract and base salary will be amended and presented to the Board of Education for approval.

VIII. MASTERS DEGREE AND DOCTORATE DEGREE

The Assistant Superintendent of Human Resources will receive an increase in base salary equal to the same amount of masters or doctorate stipend granted by the Board of Education to other certificated management employees. When such an increase is granted, the employment contract and base salary will be amended and presented to the Board of Education for approval.

IX. RETIREMENT BENEFITS

If the Assistant Superintendent of Human Resources remains employed as an assistant superintendent with the District for a consecutive total of five (5) years of satisfactory service, then upon retirement from active service from the District under the California State Teachers' Retirement System (CalSTRS), she may elect at her option, that the Board pay the premiums for medical, dental, vision and such other fringe benefits as are provided by the Board to other management employees. If the Assistant Superintendent makes this election, the benefits shall be available until the Assistant Superintendent reaches the age of 65.

X. EVALUATION

The Superintendent of Schools shall evaluate the Assistant Superintendent of Human Resources at least annually and may do so at any time. A copy of any written evaluation shall be delivered to the Assistant Superintendent of Human Resources who shall have the right to make a written reaction or response to the evaluation before it is placed in the Assistant Superintendent of Human Resources' personnel file.

XI. PROFESSIONAL GROWTH

The District encourages the professional growth of the Assistant Superintendent of Human Resources through participation, as mutually agreed to by the Superintendent of Schools, in:

1. Programs and other activities conducted or sponsored by local, state, and national school administrator associations;

2. Seminars and courses offered by public or private educational institutions;

3. Informational meetings with other persons whose skill or background would serve to improve the capacity of the Assistant Superintendent of Human Resources to perform professional responsibilities.

The Superintendent of Schools may permit release time for the Assistant Superintendent of Human Resources to attend such activities and pay the necessary, reasonable fees and expenses pursuant to established procedures of the District.

XII. DUES AND MEMBERSHIPS IN ASSOCIATIONS AND ORGANIZATIONS

The District shall make direct payment of dues for the Assistant Superintendent of Human Resources' membership in up to three (3) professional or service associations or organizations.

XIII. TERMINATION OF CONTRACT

This Contract may be terminated under the following conditions.

A. Termination by Mutual Consent: The District and Assistant Superintendent of Human Resources may by mutual agreement in writing terminate this Contract at any time.

B. Termination by District without Cause: The District may unilaterally and without cause terminate this contract and the Assistant Superintendent of Human Resources' employment. In consideration of the District's right to terminate this Contract without cause, the District shall continue to pay the Assistant Superintendent of Human Resources each month his/her then current salary for the remainder of this Contract, but not to exceed twelve (12) months. Upon termination of this Contract pursuant to this subparagraph, the Assistant Superintendent of Human Resources shall continue to receive the fringe benefits to which she was previously entitled for the remainder of this Contract, but not to exceed twelve (12) months, or until the Assistant Superintendent of Human Resources finds other employment, whichever occurs first. The intent of these provisions is to satisfy the requirements in Government Code sections 53260-53264, and shall be interpreted consistently with these statutes.

C. Termination by District for Cause: This Contract and the services of the Assistant Superintendent of Human Resources may be terminated by the District at any time for breach of this Contract, for the failure of the Assistant Superintendent of Human Resources to satisfactorily perform the duties of her position as determined in the evaluation process conducted by the Superintendent, for any ground enumerated in Education Code section 44932, or for the commission of any act of fraud, misrepresentation or moral turpitude. The District shall not terminate this Contract under this subparagraph until a written statement of unsatisfactory performance or grounds for termination has first been served upon the Assistant Superintendent of Human Resources. The Assistant Superintendent of Human Resources may then request (in writing) a conference with the Board. If a conference is granted by the Board the Assistant Superintendent of Human Resources shall be given a reasonable opportunity to address the Board.

D. Termination by District Based upon Continuing Disability: This Contract and the services of the Assistant Superintendent of Human Resources may be terminated because of the continuing disability of the Assistant Superintendent of Human Resources. In such event, the District shall give at least thirty (30) days prior written notice to the Assistant Superintendent of Human Resources. No such notice shall be sent until there are no remaining days of paid leave available to the Assistant Superintendent of Human Resources, and the Assistant Superintendent of Human Resources is not able to perform the essential duties of her position with or without reasonable accommodation.

E. Termination by Assistant Superintendent of Human Resources: Any termination by the Assistant Superintendent of Human Resources shall be preceded by at least forty-five (45) days written notice to the Board.

XIV. MISCELLANEOUS PROVISIONS

1. This Contract is subject to all applicable laws of the State of California, titles and

regulations of the State Board of Education, and Board Policies.

2. All promises and covenants contained herein are severable, and in the event any of them shall be held invalid by any court of competent jurisdiction, this Contract shall be interpreted as if such invalid promises or covenants were not contained herein.

3. This Contract is the full and complete agreement of the parties hereto. Any amendment, modifications, or variations from the terms of this Contract shall be in writing and shall be effective only upon written approval of such amendment, modification, or variation by the Board.

BURBANK UNIFIED SCHOOL DISTRICT

By: _____

Sarah Niemann, Ed.D., Assistant Superintendent, Human Resources Date

By:_____

Matt Hill, Ed.D., Superintendent of Schools Date

By: _____

Steve Frintner, President of the Board of Education Date

June 17, 2021

_____

DATE APPROVED BY THE
BOARD OF EDUCATION

CONTRACT OF EMPLOYMENT

~~August 1, 2019~~ July 1, 2021– June 30, ~~2022~~ 2024

BURBANK UNIFIED SCHOOL DISTRICT

AND

DEBBIE KUKTA

This Contract of Employment is entered into by and between the BURBANK UNIFIED SCHOOL DISTRICT (hereinafter referred to as "District") by and through its Board of Education (hereinafter referred to as "Board") and DEBBIE KUKTA (hereinafter referred to as "Assistant Superintendent of Administrative Services").

This Contract of Employment is entered into pursuant to Education Code Section 35031 and such other applicable and relevant law.

The Board and the Assistant Superintendent of Administrative Services hereby agree and promise as follows:

I. TERM

The Assistant Superintendent of Administrative Services is employed by the Board as a classified management employee for a term commencing ~~August 1, 2019~~ **July 1, 2021** and ending June 30, ~~2022~~ **2024**. The parties agree that the position of Assistant Superintendent of Administrative Services is a senior management position in the classified service as defined by Education Code sections 45100.5 and 45108.5, and that the Assistant Superintendent of Administrative Services does not acquire permanent status in the position. The term of this employment agreement is for three (3) years, but is subject to review and renewal by Board action annually. There is no "evergreen" or "roll-over" clause and it is intended that through appropriate evaluation and due process, the termination of this contract can be exercised without obligating the district to any financial obligation beyond the natural conclusion of an employment contract year.

II. SALARY

The annual base salary of the Assistant Superintendent of Administrative Services shall be ONE HUNDRED SIXTY SIX THOUSAND, SEVEN HUNDRED NINETY TWO DOLLARS AND 00/100 ($166,792.00). The annual base salary is for twelve (12) months of service and shall be prorated for service of less than a full year. Notwithstanding the foregoing, the Board retains the right to adjust the salary of the Assistant Superintendent of Administrative Services from time to time during the term of this Contract in order to provide a competitive and attractive salary. Furthermore, the Board retains the right to consider the awarding of an annual stipend with consideration to performance and depending on the fiscal condition of the District.

III. DUTIES AND RESPONSIBILITIES

The Assistant Superintendent of Administrative Services is a classified management employee of the District and is in charge of the Fiscal, Business Services and Facilities departments subject to the authority of the Board and/or the authority of the Superintendent of Schools. The

Assistant Superintendent of Administrative Services shall report directly to the Superintendent who shall be the immediate supervisor. The Assistant Superintendent of Administrative Services shall faithfully and competently perform all duties and responsibilities required by the Board and/or Superintendent of Schools. The Assistant Superintendent of Administrative Services also shall faithfully and competently abide by all policies and directions from the Board, all directions from the Superintendent of Schools, and applicable and relevant law.

IV. MORAL CONDUCT

The Assistant Superintendent of Administrative Services shall conduct herself with due regard to the public conventions and morals. The Assistant Superintendent of Administrative Services shall not, either while rendering such services to the District, or in her private life, commit an offense involving moral turpitude under federal, state or local laws or ordinances. The Assistant Superintendent of Administrative Services shall not do or commit any act or thing that will tend to degrade her in society or bring her into public hatred, public disrepute, contempt, scorn, or ridicule, or that will tend to shock, insult, or offend the community or public morals or decency or prejudice the reputation of the District in the community.

V. WORK YEAR, HOLIDAYS AND SICK LEAVE

The Assistant Superintendent of Administrative Services agrees to devote her full time and efforts to the position of Assistant Superintendent of Administrative Services for the District. The Assistant Superintendent of Administrative Services is a classified management employee who is exempt from all overtime and all compensatory time off in lieu of overtime. The Assistant Superintendent of Administrative Services shall be required to provide twelve months of full-time service to the District. The Assistant Superintendent of Administrative Services shall receive all legal holidays and such other holidays designated by the Board (15 days). The Assistant Superintendent of Administrative Services shall be entitled to twenty-two (22) days of annual vacation per fiscal year that must be used each fiscal year. Any unused vacation remaining at the end of a fiscal year will be paid out to the Assistant Superintendent of Administrative Services on or before June 30th. The Assistant Superintendent of Administrative Services per diem rate will be calculated based on annual salary divided by 262 days. The Assistant Superintendent of Administrative Services shall be entitled to twelve (12) days of sick leave per year.

VI. HEALTH AND WELFARE BENEFITS

The Assistant Superintendent shall receive medical, dental, vision, and such other fringe benefits as are provided by the Board to other classified management employees. The Assistant Superintendent shall participate in the health and welfare benefit plans in the same manner as other classified management employees.

VII. LONGEVITY STIPEND

The Assistant Superintendent of Administrative Services shall be entitled to a stipend for longevity in the same amount as granted by the Board generally to other classified management employees of the District. Computation of longevity shall include all time spent in a management or supervisory position within the District.

.

VIII. MASTERS DEGREE AND DOCTORATE DEGREE

The Assistant Superintendent of Administrative Services shall be entitled to a stipend for an earned master's or doctorate degree in the same amount as granted by the Board of Education to other classified management employees.

IX. RETIREMENT BENEFITS

If the Assistant Superintendent of Administrative Services remains employed as the assistant superintendent with the District for a consecutive total of five (5) years of satisfactory service, then upon retirement from active service from the District under the Public Employees Retirement System, she may elect at her option, that the Board pay the premiums for medical, dental, vision and such other fringe benefits as are provided by the Board to other management employees. If the Assistant Superintendent makes this election, the benefits shall be available until the Assistant Superintendent reaches the age of 65.

X. EVALUATION

The Superintendent of Schools, or his or her designee, shall evaluate the Assistant Superintendent of Administrative Services at least annually and may do so at any time. A copy of any written evaluation shall be delivered to the Assistant Superintendent of Administrative Services who shall have the right to make a written reaction or response to the evaluation before it is placed in the personnel file of the Assistant Superintendent of Administrative Services.

XI. PROFESSIONAL GROWTH

The District encourages the professional growth of the Assistant Superintendent of Administrative Services through participation, as mutually agreed to by the Superintendent of Schools, in:

1. Programs and other activities conducted or sponsored by local, state, and national school administrator associations;

2. Seminars and courses offered by public or private educational institutions;

3. Informational meetings with other persons whose skill or background would serve to improve the capacity of the Assistant Superintendent of Administrative Services to perform professional responsibilities.

The Superintendent of Schools may permit release time for the Assistant Superintendent of Administrative Services to attend such activities and pay the necessary, reasonable fees and expenses pursuant to established procedures of the District.

XII. DUES AND MEMBERSHIPS IN ASSOCIATIONS AND ORGANIZATIONS

The District shall make direct payment of dues for the Assistant Superintendent of Administrative Services' membership in up to three (3) professional or service associations or organizations.

XIII. TERMINATION OF CONTRACT

This Contract may be terminated under the following conditions.

A. Termination by Mutual Consent: The District and Assistant Superintendent of Administrative Services may by mutual agreement in writing terminate this Contract at any time.

B. Termination by District without Cause: The District may unilaterally and without cause terminate this contract and the employment of the Assistant Superintendent of Administrative Services. In consideration of the District's right to terminate this Contract without cause, the District shall continue to pay the Assistant Superintendent of Administrative Services each month his/her then current salary for the remainder of this Contract, but not to exceed twelve (12) months. Upon termination of this Contract pursuant to this subparagraph, the Assistant Superintendent of Administrative Services shall continue to receive the fringe benefits to which she was previously entitled for the remainder of this Contract, but not to exceed twelve (12) months, or until the Assistant Superintendent of Administrative Services finds other employment, whichever occurs first. The intent of these provisions is to satisfy the requirements in Government Code sections 53260-53264, and shall be interpreted consistently with these statutes.

C. Termination by District for Cause: This Contract and the services of the Assistant Superintendent of Administrative Services may be terminated by the District at any time for breach of this Contract, for the failure of the Assistant Superintendent of Administrative Services to satisfactorily perform the duties of her position as determined in the evaluation process conducted by the Superintendent, for any ground enumerated in Education Code section 44932, or for the commission of any act of fraud, misrepresentation or moral turpitude. The District shall not terminate this Contract under this subparagraph until a written statement of unsatisfactory performance or grounds for termination has first been served upon the Assistant Superintendent of Administrative Services. The Assistant Superintendent of Administrative Services may then request (in writing) a conference with the Board. If a conference is granted by the Board, the Assistant Superintendent of Administrative Services shall be given a reasonable opportunity to address the Board.

D. Termination by District Based upon Continuing Disability: This Contract and the services of the Assistant Superintendent of Administrative Services may be terminated because of the continuing disability of the Assistant Superintendent of Administrative Services. In such event, the District shall give at least thirty (30) days prior written notice to the Assistant Superintendent of Administrative Services. No such notice shall be sent until there are no remaining days of paid leave available to the Assistant Superintendent of Administrative Services, and the Assistant Superintendent of Administrative Services is not able to perform the essential duties of her position with or without reasonable accommodation.

E. Termination by Assistant Superintendent of Administrative Services: Any termination by the Assistant Superintendent of Administrative Services shall be preceded by at least forty-five (45) days written notice to the Board.

XIV. MISCELLANEOUS PROVISIONS

1. This Contract is subject to all applicable laws of the State of California, titles and

regulations of the State Board of Education, and Board Policies.

2. All promises and covenants contained herein are severable, and in the event any of them shall be held invalid by any court of competent jurisdiction, this Contract shall be interpreted as if such invalid promises or covenants were not contained herein.

3. This Contract is the full and complete agreement of the parties hereto. Any amendment, modifications, or variations from the terms of this Contract shall be in writing and shall be effective only upon written approval of such amendment, modification, or variation by the Board.

BURBANK UNIFIED SCHOOL DISTRICT

By: _____
Debbie Kukta, Assistant Superintendent, Administrative Services Date

By:_____
Matt Hill, Superintendent of Schools Date

By: _____
Steve Frintner, President of the Board of Education Date

June 17, 2021
_____
DATE APPROVED BY THE
BOARD OF EDUCATION

Burbank Unified School District
Technology Services

REPORT TO THE BOARD

TO:	Members of the Board of Education
FROM:	Debbie Kukta, Assistant Superintendent, Administrative Services
PREPARED BY:	Rick Vonk, Director of Information Technology and Education Support Services
SUBMITTED BY:	Lourdes Moya, Administrative Secretary
DATE:	June 17, 2021
SUBJECT:	Approval of School Site and Department Software Licenses and Memberships for 2021 - 2022

Background:
The use of technology is growing and expanding daily. Software applications are not only being used by our departments on behalf of the District, but also in our classrooms. The cost can range anywhere from .99 cents to thousands of dollars. The use is increasing as we move into advanced methods of supporting our teachers and students in various areas of instruction. All software purchases are required to have Board approval on an annual basis, which is being strictly enforced by Los Angeles County of Education (LACOE).

Discussion/Issues:
At the same time we continue to grow the number of annual memberships for web-based services and software licenses, LACOE is requesting that all districts using software submit Board approval (not purchase orders) for all software licensing purchases. This requirement has been in place but was not enforced until July 1, 2014.

District wide application purchases are already submitted to the Board of Education each time we enter into a contract or when they are renewed. This request is intended to cover those smaller software applications used by individual teachers and students at our school sites. It's unrealistic to have each campus request Board approval for every software license purchase. Therefore, we have created a master list of software licenses and web-based memberships that were purchased last fiscal year for approval in this fiscal year. Technology will continue to update this list and bring it before the Board of Education for approval annually.

Fiscal Impact:
The funding sources will vary. However, these applications are being funded through site or department discretionary dollars, categorical funding or gifts and donations.

Recommendation:
Debbie Kukta, Assistant Superintendent, Administrative Services, recommends that the Board of Education approve the District Software Licenses and Memberships for the 2021-2022 school year, as presented.

VENDOR	*LICENSE NAME*	*ESTIMATED COST 2021-22*	*FUNDING SOURCE/SITE*	*ACCOUNT STRING*	
Accelerate Learning	Stemscopes	$2,625.25	Stevenson	01.0-00010.0-11100-10000-5840-2150002	
Accelerate Learning	Stemscopes	$105,350.00	Instruction/ELO	01.0-74250.0-11100-10000-5840-7429000	
ACDC Leadership	Ultimate Review	$750.00	JBHS	01.0-90904.0-11100-10000-5840-4328100	
Active Network LLC	Blue Bear Cloud	$1,000.00	Fiscal Services	01.0-00000.0-00000-72000-5840-7472000	
Active Network LLC	Educate (SchoolBooks)	$609.25	Luther	01.0-90350.0-11100-10000-5840-3208000	
Administrative Software Applications	ASAP	$14,600.00	BAS	11.0-00639.0-41100-27000-5840-5330000	
Adobe	Adobe spark license	$39.96	Muir	01.0-90201.0-00000-27000-5840-3228300	
Adobe	Creative Cloud	TBD	BAS	11.0-63910.0-41104-10000-5840-5330000	
Alphacard	Alphacard Pro 100	$298.00	CDS	01.0-02430.0-35500-27000-5840-5261000	
Altaware	PRTG	$3,293.00	Technology	01.0-00000.0-00000-77000-5840-7731000	
American Registry for Internet Numbers (ARIN)	Annual Maintenance	$150.00	Technology	01.0-00000.0-00000-77000-5840-7731000	
American Technology Solutions Corp (ATS)	1095-C Software	$4,805.22	Human Resources	01.0-00000.0-00000-72000-5840-7552000	
Amplified It LLC	Google Suite	$36,500.00	Instruction/ELO	01.0-74250.0-11100-10000-5840-7429000	
Amplified It LLC	GoGuardian	$1,680.25	Technology/Various	Sites to provide	
AMS.NET	Ocularis Maintenance and Support	$3,020.13	Technology	01.0-00000.0-00000-72000-5840-7401000	
Animatron	Studio Pro	$6,840.00	Instruction/K-12 GCC	01.0-63880.0-38000-10000-5840-6899000	
Apex Learning	Digital Curriculum & Tutorials	$32,650.00	BAS	11.0-00639.0-41107-10000-5840-5330000 11.0-63910.0-41106-10000-5840-5330000	
Apex Learning	Digital Curriculum	$86,073.00	Instruction/ELO	01.0-74250.0-11100-10000-5840-7429000	
Apple	Slideshow Movie Maker	$47.99	Edison	010-90201-0-11100-10000-5840-202-8700	
Apple	OBE App; Online Fitness/Interactive Dance	$199.00	JBHS	010-00000-0-17011-10000-5840-432-1000	
Apple	Music Subscription	$99.90	JBHS	01.0-00000.0-17011-10000-5840-4321000	
Arey Jones Educational Solutions	Chrome Device Management	$22.96	Various	Site to provide	
Art for Kids	Art for Kids	$64.99	Edison	010-90201-0-11100-10000-5840-202-8700	
Art of Problem Solving	Beast Academy Online	$70.00	McKinley	01.0-30100.0-11100-10000-5840-2099000	
Assessment Technologies	Mezure online assessment system	$23,976.00	Special Ed	01.0-32200.0-57602-11100-5840-7449000	
Attainment Company	Attainment Licenses	$294.52	Special Ed	010-65200-0-57602-11100-5840-744-0000	
AVA	AVA Welcome Licenses	$1,896.00	Dolores Huerta	010-30100-0-00000-24950-5840-321-9000	
Bad Wolf Press	Matter and Its Properties; American Revolution	$758.90	Stevenson	01.0-90711.0-11100-10000-5840-2158000	
Beachbody	Beachbody On Demand	$99.00	JBHS	010-00000-0-15000-10000-5840-432-1000	
Beast Academy	Beast Academy Yearly Subscription	$96.00	McKinley	010-30100-0-11100-10000-5840-209-9000	
Bidding Owl	Software	$578.95	Stevenson	01.0-90201.0-11100-10000-5840-2158700	
Biddle Consulting Group Inc	Opac Plus & Testgenius	$3,014.00	HR	01.0-00000.0-00000-72000-5840-7552000	
Blackboard Inc.	Web hosting, mobile app & parent notification	$28,375.39	Technology	01.0-00000.0-00000-72000-5840-7401000	

VENDOR	*LICENSE NAME*	*ESTIMATED COST 2021-22*	*FUNDING SOURCE/SITE*	*ACCOUNT STRING*	
Blackboard Inc.	Teacher Communication Module	$11,475.00	Technology	01.0-00000.0-00000-72000-5840-7401000	
Blue Street Capital	Sophos Endpoint Protection	$19,331.67	Technology	01.0-00000.0-00000-77000-5840-7732000	
Bluebeam	Revu Standard & Maintenance	$448.00	Facilities	01.0-81500.0-00000-81100-5840-7523100	
Boom Learning	Boomcards Subscription, multiple	$637.40	Special Ed	010-32200-0-57602-11100-5840-744-9000	
Boom Learning	Power Subscription	$25.00	Instruction	010-32200-1-11100-10000-5840-740-9000	
Boom Learning	Ultimate Subscription	$35.00	Special Ed	010-32150-0-57602-11100-5840-744-9000	
Boom Learning	Boom Learning Power Upgrade	$25.00	Miller	010-32200-1-11100-10000-5840-740-9000	
Boom Learning	Basic Subscription	$15.00	Emerson	010-32200-1-11100-10000-5840-740-9000	
Boom Learning	Power Subscription	$25.00	Washington	010-74200-0-11100-10000-5840-740-9000	
Boom Learning	Boomcards Subscription	$25.00	Washington	010-74200-0-11100-10000-5840-740-9000	
Box Union	Yearly Subscription	$299.99	JBHS	010-00000-0-17011-10000-5840-432-1000	
Brainpop	ELL teacher access	$150.00	Instruction/Providencia	01.0-42010.0-47600-10000-5840-7429000	
Brainpop	Brainpop Jr teacher access	$175.00	Special Ed/Washington	01.0-65000.0-57700-11100-5840-7441000	
Brainpop	Brainpop Jr teacher access	$175.00	BHS	01.0-65000.0-57700-11100-5840-4311000	
Brainpop	School Combo 24/7	$2,195.00	Muir	01.0-01501.0-47600-10000-5840-3220000	
Brainpop	Classroom Jr	$175.00	Roosevelt	01.0-90350.0-11100-10000-5840-2148000	
Brainpop	School Combo 24/7	$30,387.50	Instruction/ELO	01.0-74250.0-11100-10000-5840-7429000	
Brainpop	School ELL	$795.00	Jefferson	01.0-00000.0-11100-10000-5840-2061000	
Brainpop	School Combo 24/7	$2,950.00	Luther	010-30100-0-11100-10000-5840-320-9000	
Brainpop	School BP 24/7	$2,195.00	Dolores Huerta	010-30100-0-11100-10000-5840-321-9000	
Breakoutedu.com	FULL PLATFORM ACCESS	$99.00	Edison	010-90201-0-11100-10000-5840-202-8700	
Breakoutedu.com	Platform Access	$60.00	Dolores Huerta	01.0-00000.0-13000-10000-5840-3211000	
Breakoutedu.com	Annual Site License	$5,256.00	Luther	01.0-30100.0-11100-10000-5840-3209000	
Calendly LLC	Premium Yearly	$96.00	Special Ed	010-65200-0-57602-11100-5840-744-0000	
Calendly LLC	Pro Yearly, multiple	$288.00	BHS	010-00000-0-00000-27000-5840-431-1000	
California Financial Services	Keyanalytics	$45,000.00	Business Office	21.3-00000.0-92000-85000-5840-7400021	
California School Boards Association (CSBA)	GAMUT	$8,115.00	Board of Education	01.0-00000.0-00000-71100-5840-7561000	
CanChild.ca	McMaster Handwriting Assessement Protocol	$225.00	Special Ed	01.0-65000.0-57500-31409-5840-7441000	
Canion Creations	Online Books and Teachers Manual	$426.00	Dolores Huerta	010-00000-0-11100-10000-5840-321-1000	
Carolina Biological Supply	Twig Science	$164.00	JBHS	01.0-00000.0-13400-10000-5840-4321000	
Carolina Biological Supply	Twig Science & Math	$926.00	Luther	01.0-01500.0-00000-31100-5840-3200000	
Cengage Learning	TBD	TBD	BAS	11.0-63910.0-41102-10000-5840-5330000	
Cengage Learning	TBD	$833.00	JBHS	01.0-90904.0-11100-10000-5840-4328100	
Center for Work Ethic	Bring you're a Game Seat License	$7,968.75	Special Ed	010-65200-0-57602-11100-5840-744-0000	
Clever Prototypes	Teacher Accounts	$287.97	Dolores Huerta	01.0-00000.0-11100-10000-5840-3211000	

VENDOR	*LICENSE NAME*	*ESTIMATED COST 2021-22*	*FUNDING SOURCE/SITE*	*ACCOUNT STRING*	
CLI Studios	Studio Subscription	$99.00	JBHS	010-00000-0-17011-10000-5840-432-1000	
Colbi Technologies Inc	Quality Bidders	$8,000.00	Facilities	213-00000-0-91008-85000-5840-201-0000	
Committee for Children	Second Step Middle School Program Gr 6	$241.45	Special Ed/Muir	01.0-65000.0-57700-11100-5840-7441000	
Committee for Children	SS Gr El-5 Media	$2,697.00	Student Svcs/LCFF	01.0-01500.0-00000-27000-5840-7450000	
Committee for Children	TBD	$899.00	Instr/Emerson	01.0-01500.0-00000-27000-5840-7450000	
Committee for Children	TBD	$899.00	Instr/Roosevelt	01.0-01500.0-00000-27000-5840-7450001	
Committee for Children	TBD	$899.00	Instr/McKinley	01.0-01500.0-00000-27000-5840-7450002	
Committee for Children	TBD	$899.00	Instr/Jefferson	01.0-01500.0-00000-27000-5840-7450003	
Committee for Children	Second Step site license, multi-year	$9,076.50	Muir	Site to provide	
Committee for Children	TBD	$5,999.00	Luther	01.0-30100.0-11100-10012-5840-3209000	
Conover Company	Resources for Soft Skills	$3,000.00	Special Ed	01.0-65200.0-57700-11100-5840-7440000	
Course Hero	Digital Curriculum	$119.40	ILA	01.0-90350.0-11100-10000-5840-5758000	
Curriculum Associates	I-Ready	$310,086.63	Instruction/ELO	01.0-74250.0-11100-10000-5840-7429000	
Curriculum Associates	I-Ready Math & Reading	$5,180.00	Monterey	01.0-31820.0-32000-10000-5840-5309000	
Curriculum Associates	I-Ready	$8,750.00	Edison	010-01500-0-11100-10012-5840-202-2000	
Curriculum Associates	I-Ready	$4,500.00	Dolores Huerta	010-30100-0-11100-10000-5840-321-9000	
DameWare Mini Remote Control	Solarwinds	$768.00	Technology	01.0-00000.0-00000-77000-5840-7731000	
Decision Insite	StudentView Connect	$1,100.00	Student Services	01.0-00000.0-00000-72000-5840-7452000	
Digicert	TBD	$1,425.00	Technology	01.0-00000.0-00000-77000-5840-7731000	
Digicoach Inc	Digicoach	$2,240.00	Dolores Huerta	01.0-30100.0-11100-10000-5840-3219000	
Digicoach Inc	Digicoach 4	$6,931.00	JBHS	01.0-00000.0-00000-27000-5840-4321000	
Digicoach Inc	Digicoach Site License	$4,995.00	Luther	01.0-30100.0-11100-10000-5840-3209000	
Digicoach Inc	Digicoach 4	$2,240.00	Emerson	01.0-00010.0-11100-10000-5840-2030002	
Digital Theatre	Subscription	$2,500.00	BHS	010-90904-0-17005-41004-5840-431-8100	
Dimesion Data (NTT)	Cisco Wireless Controller System Maintenance & Software	$24,120.86	Technology	01.0-00000.0-00000-77000-5840-7732000	
DNS Made Easy	TBD	$100.00	Technology	01.0-00000.0-00000-77000-5840-7731000	
DocStar	Document Management System	$12,195.00	Technology	01.0-00000.0-00000-77000-5840-7731000	
Document Tracking Services	DTS	$8,035.00	Instruction/CAASPP	01.0-00012.0-00000-31600-5840-7421000	
Don Johnston Inc.	Snap & Read	$6,218.10	Instruction/ELO	01.0-74250.0-11100-10000-5840-7429000	
Doodly	TBD	$164.00	Luther	Site to provide	
Dorian Business Systems	Charms Account	$1,800.00	Instruction/Gen Fund	01.0-00000.0-11100-10000-5840-7421100	
Drama Education Network	Drama Works!	$2,600.00	Stevenson	01.0-90201.0-11100-10000-5840-2158700	
Eagle Software	Aeries ASP	$79,320.00	Technology	01.0-00000.0-00000-72000-5840-7401000	

VENDOR	*LICENSE NAME*	*ESTIMATED COST 2021-22*	*FUNDING SOURCE/SITE*	*ACCOUNT STRING*	
Ebsco	TBD	$2,795.00	Luther	01.0-30100.0-11100-10000-5840-3209000	
EdHelper	On Line Resources	$60.00	BHS	01.0-65000.0-57700-11104-5840-4311000	
Edmentum, Inc.	Exact Path/Math Library	$825.00	Muir	01.0-30100.0-11100-10000-5840-3229000	
EDPUZZLE, INC.	Pro School Site License	$1,500.00	BHS	01.0-00000.0-11100-10000-5840-4311000	
EDPUZZLE, INC.	Edpuzzle Pro Teacher	$23.00	JBHS	010-00000-0-13800-10000-5840-432-1000	
EDPUZZLE, INC.	EDPUZZLE PRO SCHOOL	$650.00	Dolores Huerta	010-30100-0-11100-10000-5840-321-9000	
Ekahau	Site Survey Pro Support	$899.00	Technology	01.0-00000.0-00000-77000-5840-7731000	
Electude	Automotive Essentials	$3,000.00	Instruction/Perkins/JBHS	01.0-35500.0-38000-10000-5840-7429000	
Eleyo	TBD	$140,000.00	Child Development	Site to provide	
EMS-LINQ	Website Hosting - School Nutrition and Fitness (Isite)	$1,140.00	Food Services	61.0-53100.0-00000-37000-5840-7490000	
Enome dba Goalbook	ToolKit	$20,000.00	Special Ed	01.0-56400.0-57700-11100-5840-7448000	
Epicor Software Corp	DocStar	$8,100.00	Technology	01.0-00000.0-00000-77000-5840-7731000	
ESGI	ESGI 12-Month License	$597.00	Stevenson	010-42010-0-47600-10000-5840-742-9000	
ESL Lounge	ESL LOUNGE PREMIUM LIFETIME	$120.00	Luther	010-42010-0-47600-10000-5840-742-9000	
Everyday Speech	Complete Guided Therapy	$2,399.92	Special Ed	01.0-65000.0-57700-11100-5840-7441000	
ExploreLearning LLC	Reflex, Gizmos, Science Dept	$6,117.53	Muir	01.0-30100.0-11100-10000-5840-3229000	
ExploreLearning LLC	Reflex Math	$350.00	Washington	01.0-00000.0-11100-10000-5840-2161000	
Flip Grid	Classroom Licenses	$400.00	Luther	01.0-30100.0-11100-10000-5840-3209000	
Freshworks Inc	Freshservice & Freshcaller	$24,960.00	Technology	01.0-00000.0-00000-77000-5840-7731000	
Frontline Technologies (CRS)	Read Only access	$4,040.00	Business Office	01.0-00000.0-00000-77000-5800-0000000	
Frontline Technologies (CRS)	Absence & Substitute Management	$25,011.96	HR/Districtwide	01.0-00000.0-00000-77000-5840-7401000	
Game Salad	Student Licenses	$969.00	Instruction/Perkins/JBHS	01.0-35500.0-38000-10000-5840-7429000	
Generation Genius	Site license	$995.00	Roosevelt	01.0-00000.0-11100-10000-5840-2141000	
Generation Genius	Classroom Licenses	$250.00	Edison	01.0-90201.0-11100-10000-5840-2022010	
Gimkit	Gimkit Pro	$59.88	Disney	010-30100-0-11100-10000-5840-201-9000	
Global Payments Inc. DBA	Blue Bear Licenses	$2,001.50	BHS	010-90904-0-11100-10000-5840-431-8100	
GoDaddy.com	Domain name	$739.98	Technology	01.0-00000.0-00000-77000-5840-7731000	
Goennounce	Parent Training Videos	$500.00	Luther	01.0-30100.0-11100-10000-5840-3209000	
GoNoodle	GoNoodle Plus	$1,500.00	Roosevelt	01.0-00000.0-11100-10000-5840-2141000	
Gopher Sport	Spark Subscription (3 years)	$329.65	Instruction/Emerson	01.0-63000.0-11100-10000-5840-7429000	
GovConnection Inc	Infrascale	$22,762.40	Technology	21.0-93030.0-00000-85000-5840-7730000	
Granicus Inc	Media Manager/Peak Agenda; Encoder	$29,995.35	Districtwide/Superintendent	01.0-00000.0-00000-72000-5840-7401000	
Graystep	ASBWorks	$1,295.00	BHS	01.0-90904.0-11100-10000-5840-4318100	
Graystep	ASBWorks	$1,295.00	JBHS	01.0-90904.0-11100-10000-5840-4328100	
Greenfield Learning	Lexia Reading	$4,672.00	Dolores Huerta	010-42010-0-47600-10000-5840-742-9000; 010-90350-0-11100-10000-5840-321-8000	

VENDOR	*LICENSE NAME*	*ESTIMATED COST 2021-22*	*FUNDING SOURCE/SITE*	*ACCOUNT STRING*	
Greenfield Learning	Lexia Reading	$1,280.00	Sp Ed/Muir	010-32200-0-57602-11100-5840-744-9000	
Greenfield Learning	Lexia Reading	$6,100.00	Roosevelt	010-01500-0-11100-10012-5840-214-2000	
Greenfield Learning	Lexia Reading	$3,100.00	Luther	010-42030-0-47600-10000-5840-742-9000	
Greenfield Learning	Reading Plus	$3,105.00	Dolores Huerta	01.0-42030.0-47600-10000-5840-7429000	
Greenfield Learning	Reading Plus & Lexia Readings	$15,635.00	Instruction/Muir	01.0-30100.0-47600-10000-5840-3229000	
Greenfield Learning	Lexia Reading	$3,000.00	Washington	01.0-30100.0-11100-10012-5840-2169000	
Greenfield Learning	Reading Plus	$8,100.00	Luther	01.0-30100.0-11100-10000-5840-3209000	
Hamrick Software	VueScan	$80.00	Technology	01.0-00000.0-00000-77000-5840-7730007	
Health Connected	Family Engagement Package	$2,500.00	Instructional Services	010-32200-0-11100-10000-5840-742-9000	
Heartland School Solutions	Nutrikids	$1,139.00	Food Services	61.0-53100.0-00000-37000-5840-7490000	
Helios Ed	Helios Core	$49,910.00	Districtwide	01.0-00010.0-00000-72000-5840-7400046	
Home Campus	Basic + Athletic Clearance	$400.00	BHS	010-90904-0-15001-42000-5840-431-8100	
Houghton Mifflin Harcourt	Reading Inventory	$2,000.00	Emerson	010-00000-0-11100-10000-5840-203-1000	
Houghton Mifflin Harcourt	Reading Inventory (576 subscriptions)	$2,304.00	Roosevelt	010-01500-0-11100-10012-5840-214-2000	
Houghton Mifflin Harcourt	Reading Inventory Transition Subscription	$1,500.00	Edison	010-00000-0-11100-10000-5840-202-1000	
Houghton Mifflin Harcourt	Do the Math Refresher	$1,295.00	Edison	01.0-01500.0-13000-10012-5840-2022000	
Houghton Mifflin Harcourt	Reading Inventory	$3,300.00	Instruction/Title III	01.0-42030.0-47600-10000-5840-7429000	
Houghton Mifflin Harcourt	Reading Counts Transition Student License	$1,540.00	Miller	01.0-30100.0-11100-10000-5840-2109000	
Houghton Mifflin Harcourt	Reading Inventory	$2,000.00	Miller	01.0-30100.0-11100-10000-5840-2109000	
Humboldt County of Education	Personal Data Wizard	$200.00	Special Ed	01.0-65200.0-57700-11100-5840-7440000	
I Know It	Single Teacher Membership	$150.00	Special Ed	010-65000-0-57602-11100-5840-744-1000	
Illuminate Education	Assessment Software and Item Bank	$112,457.70	Instruction/ELO	01.0-74250.0-11100-10000-5840-7429000	
ILX	Site License	$2,188.00	Special Ed/BHS	010-32200-0-57602-11100-5840-744-9000	
Indieflix Group	Single location license	$4,200.00	Luther	01.0-30100.0-11100-10000-5840-3209000	
Insight Investments	Lightspeed Content Filtering	$24,298.96	Technology	01.0-00000.0-00000-72000-5840-7401000	
Intuit	Quickbooks Online Plus	$755.00	BHS	010-90904-0-17011-41000-5840-431-8100	
ISL Online North America	TBD	$938.00	Technology	01.0-00000.0-00000-77000-5840-7731000	
IXL Learning	Site License	$6,375.00	McKinley	01.0-30100.0-11100-10000-5840-2090000	

VENDOR	*LICENSE NAME*	*ESTIMATED COST 2021-22*	*FUNDING SOURCE/SITE*	*ACCOUNT STRING*	
IXL Learning	TBD	$199.00	Luther	01.0-70910.0-47600-10000-5840-3209000	
IXL Learning	TBD	$450.00	Muir	01.0-42030.0-47600-10012-5840-3229000	
IXL Learning	Enrichment Resources	$300.00	BHS	01.0-42030.0-47600-10012-5840-4319000	
IXL Learning	Math Site License	$600.00	Instruction-STEM/BCDS	01.0-90206.0-35500-10000-5840-5268000	
IXL Learning	IXL Site License + IXL Foundations I & II	$5,295.00	Jefferson	010-90201-0-11100-10012-5840-206-8300	
IXL Learning	IXL Site License + IXL Foundations I & II	1872.82;	Monterey	31820-0-32000-21400-5840-530-9000	
JAMF Software	JAMF Pro Casper Suite	$22,933.00	Technology	01.0-00000.0-00000-77000-5840-7730006	
Kagan Publishing	Timertools	$555.31	Edison	01.0-00000.0-11100-10000-5840-2021000	
Kagan Publishing	TBD	$700.87	Harte	01.0-00000.0-11100-10000-5840-2051000	
Kagan Publishing	Selectortools; Timertools	$1,225.85	JBHS	01.0-00000.0-11100-10000-5840-4321000	
Kagan Publishing	Selectortools; Timertools; Numbered Heads Together	$2,778.15	Luther	01.0-30100.0-11100-10000-5840-3209000	
Kahoot!	Premium Plan	$72.00	Dolores Huerta	01.0-00000.0-11100-10000-5840-3211000	
Kahoot!	Kahoot! EDU Licenses	$2,304.00	Luther	010-30100-0-11100-10000-5840-320-9000	
KAMI	District License	$23,625.00	Instruction/ELO	01.0-74250.0-11100-10000-5840-7429000	
Kuta Software	Math Site License	$707.81	Luther	01.0-01500.0-13000-10012-5840-3200000	
Kuta Software	Math Site License	$957.00	BHS	01.0-00000.0-11100-10000-5840-4311000 01.0-90904.0-11100-10000-5840-4318100	
Kuta Software	Math Site License	$1,127.00	JBHS	01.0-00000.0-13000-10000-5840-4321000	
Learning A-Z	Reading A-Z; RAZ-Kids	$3,782.22	Disney	01.0-42030.0-47600-10012-5840-2019000	
Learning A-Z	RAZ-Plus	$2,217.00	Stevenson	01.0-90201.0-11100-10000-5840-2158700	
Learning A-Z	RAZ-Plus	$1,259.70	McKinley	01.0-30100.0-11100-10000-5840-2099000	
Learning A-Z	RAZ Kids Plus	$3,995.00	Miller	01.0-30100.0-11100-10000-5840-2109000	
Learning A-Z	Reading A-Z Classroom	$115.45	Muir	01.0-65000.0-57700-11104-5840-3221000	
Learning A-Z	Raz-Plus.com	$209.95	Special Ed/BHS	010-32200-0-57602-11100-5840-744-9000	
Learning Services	Kid Pix 3D	$1,025.00	Roosevelt	01.0-00000.0-11100-10000-5840-2141000	
Learning Without Tears	Typing licenses, multiple	$12.79; $46.40	Special Ed	32200-0-57602-11100-5840-744-9000	
Learning Without Tears	Keys for Me	$9.99	Special Ed	010-32200-0-57602-11100-5840-744-9000	
Learning.com	EasyTech	$3,595.00	Stevenson	01.0-90201.0-11100-10000-5840-2158700	
Les Mills on Demand	LES MILLS ON DEMAND - CARDIO, BARRE, YOGA	$119.88	JBHS	010-00000-0-17011-10000-5840-432-1000	
Lesson Pix	Licenses	$72.00	Special Ed	01.0-65000.0-57500-31409-5840-7441000	
Lighthouse Learning Studios	Lumio Math	$2,970.00	Edison	01.0-00000.0-11100-10000-5840-2021000	
LinkedIn	LyndaCampus	$7,500.00	BAS	11.0-63910.0-41104-10000-5840-5330000	
Mail Chimp	Software	$300.00	Stevenson	01.0-90201.0-11100-10000-5840-2158700	
Make Music	Smart Music	$21,000.00	Instruction/Gen Fund	01.0-00000.0-11100-10000-5840-7421100	
Mathalicious	Site License	$185.00	JBHS	01.0-00000.0-13000-10000-5840-4321000	
Mathalicious	Classroom Licenses	$960.00	Muir	01.0-30100.0-11100-10000-5840-3229000	

VENDOR	*LICENSE NAME*	*ESTIMATED COST 2021-22*	*FUNDING SOURCE/SITE*	*ACCOUNT STRING*	
Matt Kizer Design	Light Labs-Stage Design	$500.00	BAS	11.0-63910.0-41104-10000-5840-5330000	
McGraw Hill Education	Medisoft	$750.00	BAS	11.0-63910.0-41104-10000-5840-5330000	
McGraw Hill Education	Redbird Mathematics	$108.00	McKinley	01.0-30100.0-11100-10000-5840-2099000	
Method Test Prep	ACT & SAT Method Basic Combo	$2,621.00	JBHS	01.0-70910.0-47600-10000-5840-4329000 01.0-90904.0-11100-10000-5840-4328100	
Microsoft	Azure	$499.00	BAS	11.0-63910.0-41104-10000-5840-5330000	
Microwize	Medisoft Cloud	$6,000.00	BAS	11.0-63910.0-41104-10000-5840-5330000	
Middlebury Interactive Languages	Foreign languages	$897.00	JBHS	01.0-00000.0-11100-10000-5840-4321000	
Mitchell 1	Prodemand	$1,099.00	Facilities	01.0-81500.0-00000-81100-5840-7523100	
MobyMax	Micro Teacher License	$49.00	Harte	01.0-90201.0-11100-10000-5840-2058200	
MobyMax	MobyMax All Student License	$1,919.00	Muir	010-32200-0-57602-11100-5840-744-9000	
Moneyminder	Software	$162.87	Horace Mann	01.0-90201.0-11100-10000-5840-5088700	
Moniker.com	Website Domain	$9.99	BHS	01.0-00000.0-11100-10000-5840-4311000	
Mote Technologies, Inc.	Unlimited Subscription	$14,625.00	Instruction/ELO	01.0-74250.0-11100-10000-5840-7429000	
Mote Technologies, Inc.	Mote Unlimited	$49.00	JBHS	010-00000-0-11401-10000-5840-432-1000	
Mystery Science Inc	School Membership	$999.00	Edison	01.0-00000.0-11100-10000-5840-2021000	
Mystery Science Inc	School Membership	$999.00	Jefferson	01.0-00000.0-11100-10000-5840-2061000	
Mystery Science Inc	School Membership	$999.00	McKinley	01.0-30100.0-11100-10000-5840-2099000	
Mystery Science Inc	School Membership	$999.00	Washington	01.0-30100.0-11100-10000-5840-2169000	
Mystery Science Inc	School Membership	$999.00	Providencia	01.0-00000.0-11100-10000-5840-2131000	
Mystery Science Inc	School Membership	$1,249.00	Harte	01.0-00000.0-11100-10000-5840-2051000	
Mystery Science Inc	School Membership	$999.00	Stevenson	01.0-00000.0-11100-10000-5840-2151000	
Mystery Science Inc	School Membership	$1,249.00	Disney	01.0-30100.0-11100-10000-5840-2019000	
Mystery Science Inc	School Membership	$1,000.00	Miller	01.0-30100.0-11100-10000-5840-2109000	
Mystery Science Inc	School Membership	$999.00	Roosevelt	01.0-00000.0-11100-10000-5840-2141000	
N2Y	News 2 You, Symbolstix, L*Skills	$2,333.54	Special Ed	01.0-32200.0-57602-11100-5840-7449000	
N2Y	SymbolStix Prime/Symbolstix	$119.61	Sp Ed/Washington	010-32200-0-57602-11100-5840-744-9000	
N2Y	SYMBOLSTIX PRIME	$107.09	Stevenson	010-65000-0-57602-11100-5840-744-1000	
N2Y	Unique Learning System	$4,526.55	Special Ed	01.0-65000.0-57700-11100-5840-7441000	
Nearpod	Flocabulary Lite Access Annual Plan	$120.00	Stevenson	010-42010-0-47600-10000-5840-742-9000	
Nearpod	Flocabulary Site License	$2,600.00	Disney	01.0-30100.0-11100-10000-5840-2019000	
Nearpod	Flocabulary Site License	$2,500.00	Muir	01.0-01501.0-47600-10000-5840-3220000	
Nearpod	Flocabulary Classroom Access	$480.00	Luther	01.0-90350.0-11100-10000-5840-3208000	
Nearpod	Flocabulary Site License	$2,000.00	Luther	01.0-30100.0-11100-10000-5840-3209000	
Nearpod	Flocabulary Site License	$2,000.00	Jefferson	01.0-90201.0-11100-10000-5840-2068700	
Nearpod	Flocabulary Site License	$2,500.00	Washington	01.0-30100.0-11100-10000-5840-2169000	

VENDOR	*LICENSE NAME*	*ESTIMATED COST 2021-22*	*FUNDING SOURCE/SITE*	*ACCOUNT STRING*	
Nearpod	Flocabulary Lite Access Annual Plan, multiple	$360.00	Edison	010-90201-0-11100-10000-5840-202-8700	
Nearpod	Science License	$120.00	Instruction-STEM/BCDS	01.0-90206.0-35500-10000-5840-5268000	
Nearpod	Nearpod Site License	$4,200.00	Luther	010-30100-0-11100-10000-5840-3209000	
Nearpod	Nearpod Site License	$3,000.00	Muir	01.0-30100.0-00000-24950-5840-3229000	
Nearpod	Nearpod Site License	$5,500.00	Dolores Huerta	010-30100-0-11100-10000-5840-321-9000	
Nearpod	Nearpod Platinum License	$349.00	JBHS	010-00000-0-18002-10000-5840-432-1000	
Nearpod	Nearpod Gold License	$120.00	JBHS	010-00000-0-12300-10000-5840-432-1000	
Nessy Learning LLC	Reading & Spelling	$1,334.00	Providencia	01.0-90350.0-11100-10000-5840-2138000	
Netop Tech Inc	Vision Class Kit	$800.00	BHS	01.0-00000.0-11100-10000-5840-4311000	
Netsupport Inc	Classroom Management	$378.37	Muir	01.0-00000.0-11100-10000-5840-3221000	
Newsela	Newsela (for Elem Schls)	$32,604.00	Instruction/ELO	01.0-74250.0-11100-10000-5840-7429000	
Newsela	Newsela Licenses	$2,950.00	Monterey	010-31820-0-32000-10000-5840-530-9000	
Newsela	Newsela Pro	$6,800.00	Dolores Huerta	01.0-30100.0-11100-10000-5840-3219000	
Noredink Corp.	NoRedInk Premium Site License	$8,500.00	Muir	01.0-30100.0-11100-10000-5840-3229000	
Noredink Corp.	NoRedInk Premium Site License	$8,600.00	Dolores Huerta	010-30100-0-11100-10000-5840-321-9000	
NTT	Nimble Maintenance and Support	$8,837.64	Technology	01.0-00000.0-00000-77000-5840-7732000	
Odysseyware	TBD	$750.00	CDS	01.0-02430.0-35500-10000-5840-5261000	
Parchment	Parchment Sender Services	$12,705.00	BHS/JBHS	01.0-00000.0-11100-10000-5840-4321000 01.0-90904.0-11100-10000-5840-4318100	
Pear Deck	Pear Deck Premium EDU	$1,050.00	BHS	01.0-00000.0-11100-10000-5840-4311000	
Pear Deck	Building-Wide Premium Service	$3,150.00; $149.99	Luther	010-30100-0-11100-10000-5840-320-9000; 010-00000-0-13400-10000-5840-320-1000	
Pear Deck	Pear Deck Premium	$221.95	Muir	010-30100-0-11100-10000-5840-322-9000	
Pear Deck	Pear Deck Premium EDU	$617.95	JBHS	010-00000-0-13800-10000-5840-432-1000	
Pearson Assessment	License subscription	$50.00	Special Ed	010-32200-0-57602-11100-5840-744-9000	
Pink Oatmeal	Lifetime Membership	$1763.91; $299.00	Special Ed	010-32150-0-57602-11100-5840-744-9000; 010-32200-0-57602-11100-5840-744-9000	
PINKCATGAMES.COM	GAME SUBSCRIPTION	$39.99	Special Ed	010-32150-0-57602-11100-5840-744-9000	
Pitsco Education	EXPEDITIONS/MICROBURST LEARNING STUDENT LICENSE	$4,531.61	Luther	010-90206-0-11100-10000-5840-320-8000	
Pitsco Education	Synergy ITC	$270.24	Luther	01.0-00000.0-11100-10000-5840-3201000	
Pitsco Education	D X-Plane 10	$82.69	Instruction-STEM/Luther	01.0-90206.0-11100-10000-5840-3208000	
Powerschool Group	L4U Library Management	$9,072.80	Instruction	01.0-00000.0-00000-24200-5840-7421000	
Project Lead The Way	Computer Science for Innovators and Makers	$2,400.00	Instruction/Perkins/Muir	01.0-35500.0-38000-10000-5840-7429000	
Project Wayfinder	Individual Teacher Training Ticket	$1,275.00	BHS	010-00000-0-11100-10000-5840-431-1000	
Project Wisdom	K-12 Series 3	$489.00	Luther	01.0-30100.0-11100-10000-5840-3209000	
Quia	Annual Subscription	$99.00	Muir	01.0-00000.0-11100-10000-5840-3221000	
Quickbooks	Quick Books	$715.00	Jefferson	010-90201-0-11100-10000-5840-206-8700	
Quizcards.com	Online Resources	$149.00	BHS	01.0-00000.0-11100-10000-5840-4311000	
Quizizz Inc	Super	$60.00	JBHS	010-00000-0-13000-10000-5840-432-1000	

VENDOR	*LICENSE NAME*	*ESTIMATED COST 2021-22*	*FUNDING SOURCE/SITE*	*ACCOUNT STRING*	
Quizizz Inc	Super	$60.00	Washington	010-90201-0-11100-10000-5840-216-8200	
Quizlet	Teacher Upgrades	$230.33	Dolores Huerta	01.0-30100.0-11100-10000-5840-3219000	
Quizlet	Teacher Upgrades	$167.95	Luther	01.0-30100.0-11100-10000-5840-3209000	
Quizlet	Teacher Upgrades	$76.60	BHS	01.0-00000.0-11100-10000-5840-4311000	
Raptor Technologies	Visitor Mngmnt Access Fee	$10,395.00	Technology	01.0-00000.0-00000-77000-5840-7732000	
Read Naturally Inc	Read Naturally Live	$4,826.00	Special Ed	01.0-65000.0-57700-11100-5840-7441000	
Read Naturally Inc	Read Live	$92.00	Washington	01.0-30100.0-11100-10012-5840-2169000	
Reading A-Z	TBD	$600.00	Miller	01.0-30100.0-11100-10000-5840-2109000	
Red River Press	ESL Library Plus	$204.00	Luther	010-42010-0-47600-10000-5840-742-9000	
Red Software	Annual Subscription	$71.88	Print Shop	01.0-00500.0-00000-72000-5840-7401000	
Renaissance Learning	Star Early Literacy	$3,480.00	Miller	01.0-30100.0-11100-10000-5840-2109000	
Renaissance Learning	Accelerated Reader/STAR	$5,844.92	Edison	01.0-70910.0-47600-10000-5840-2029000	
Renaissance Learning	Accelerated Reader/STAR	$32,674.26	Luther	01.0-30100.0-11100-10000-5840-3209000	
Renaissance Learning	Accelerated Reader/STAR	$5,063.00	Dolores Huerta	Site to provide	
Renaissance Learning	Accelerated Reader/STAR	$5,777.13	Disney	01.0-30100.0-11100-10000-5840-2019000	
Renaissance Learning	Accelerated Reader/STAR	$5,602.98	Providencia	01.0-30100.0-11100-10000-5840-2139000	
Renaissance Learning	Accelerated Reader/STAR	$200.00	Muir	Site to provide	
Renaissance Learning	Accelerated Reader/STAR & Math	$6,520.32	Stevenson	01.0-00000.0-11100-10000-5840-2151000	
Renaissance Learning	Accelerated Reader/STAR	$5,394.00	Washington	01.0-30100.0-11100-10000-5840-2169000	
Renaissance Learning	Accelerated Reader/STAR & Math	$13,223.00	Jefferson	01.0-90201.0-11100-10000-5840-2068700	
Renaissance Learning	Accelerated Reader/STAR	$6,148.65	McKinley	01.0-30100.0-11100-10000-5840-2099000	
Renaissance Learning	Data Integration Maintenance Fee	$1375.00 $1,125	Instruction/Title I	01.0-00000.0-11100-10000-5840-7421000 01.0-30100.0-11100-10000-5840-7429000	
Research Institute for Learning & Development	Full Access License	$575.00	Dolores Huerta	01.0-65000.0-57700-11200-5840-3211000	
Reviewecon.com	Teacher Bulk License	$99.00	JBHS	010-00000-0-13800-10000-5840-432-1000	
RJ Cooper & Associates	Spell-A-Word	$59.00	Special Ed	01.0-65000.0-57700-11907-5840-7441000	
Rschool Today	School-Age Child Care	$3,000.00	Child Development	12.0-90602.0-00000-27000-5840-7540000 12.0-90601.0-00000-27000-5840-5080000	
S/P2	Construction; Automotive (4 licenses)	$1,200.00	Instruction/CTE	01.0-06350.0-38000-10000-5840-7910000	
SAAVAS	Realidades Digital Courseware	$35,734.50	Instruction	010-32100-0-11100-10000-5840-742-9000	
Salt Software	Salt 16	$372.40	Special Ed	01.0-65000.0-50010-31600-5840-7441000	
Schoodles Partnership	Digital membership	$170.00	Special Ed	01.0-32200.0-57602-11100-5840-7449000	
School Apptitude LLC	Annual Hosting Plan	$996.00	McKinley	01.0-30100.0-11100-10000-5840-2099000	
School Apptitude LLC	Annual Hosting Plan	$996.00	Muir	01.0-30100.0-11100-10000-5840-3229000	
School Apptitude LLC	Annual Hosting Plan	$996.00	Washington	01.0-30100.0-11100-10000-5840-2169000	
School Apptitude LLC	Annual Mobile App Hosting (2 years)	$1,992.00	Edison	010-90201-0-11100-10000-5840-202-8700	
School.com	Teacher License	$95.96	JBHS	010-00000-0-15000-10000-5840-432-1000	
Schooldude	Work Order System	$30,283.38	Facilities	01.0-81500.0-00000-82000-5840-7523100	
Screencastify, LLC	District License	$16,000.00	Instruction/ELO	01.0-74250.0-11100-10000-5840-7429000	

VENDOR	*LICENSE NAME*	*ESTIMATED COST 2021-22*	*FUNDING SOURCE/SITE*	*ACCOUNT STRING*	
Senor Wooly	On Line Resources	$180.00	BHS	01.0-00000.0-11100-10000-5840-4311000	
Senor Wooly	Pro subscription plan	$535.50	Instruction	01.0-00000.0-00000-72000-5840-7421000	
SHI International	Adobe Creative Suite	$32,425.00	Instruction/K-12 LAVC	01.0-63880.0-38000-10000-5840-6859000	
Shi International	Adobe Sign-Enterprise EDU T3	$10,881.83	Business Office	010-32200-0-00000-77000-5840-740-9000	
Simplydigitalslp.com	Simply Digital Clug	$199.00	Special Ed	010-32200-0-57602-11100-5840-744-9000	
Smartetools	Smartefinance	$41,000.00	Business Office	01.0-00000.0-00000-77000-5800-0000000	
Smore	E-Newsletter	$149.00	Edison	010-00000-0-11100-10000-5840-202-1000	
Softchoice	Microsoft Licensing	$85,026.06	Technology	01.0-00000.0-00000-77000-5840-7730006	
SolarWinds	Remote Support Software & Maintenance	$684.00 $180.00	Technology & Food Services	01.0-00000.0-00000-77000-5840-7732000 13.0-53100.0-00000-37000-5840-7490000	
Splashtop	Mirroring 360	$11.99	Special Ed	01.0-65000.0-57700-11901-5840-7441000	
Spotify USA	Soundtrap for Education	49.90; $1063.30	JBHS	01.0-00000.0-17011-10000-5840-4321000; 01.0-00000.0-17007-10000-5840-4321000	
Spotify USA	Spotify Premium with Hulu, multiple	$209.88	JBHS	010-00000-0-17011-10000-5840-432-1000	
Stardock	Fences	$9.99	Fiscal Services	01.0-00000.0-00000-72000-5840-7471000	
Starfall	Teacher Licenses	$70.00	Special Ed/BHS	010-32200-0-57602-11100-5840-744-9000	
Starfall	Starfall	$300.00	Miller	01.0-30100.0-11100-10000-5840-2109000	
Strivven Media LLC	Virtualjobshadow.com	$4,000.00	Special Ed	01.0-65200.0-57602-11100-5840-7440000	
Studies Weekly	Grade 0-5 Studies Weekly	$54,088.04	Instruction/ELO	01.0-74250.0-11100-10000-5840-7429000	
Study.com	Teacher Licenses	$2,000.00	Instruction/Title III	01.0-42010.0-47600-10000-5840-7429000	
Study.com	Teacher Membership (partial year)	$300.00	Luther	010-42010-0-47600-10000-5840-742-9000	
Study.com	Teacher Membership (partial year)	$59.98	JBHS	010-00000-0-13400-10000-5840-432-1000	
Survey Monkey	Survey Monkey	$350.00	Instruction	01.0-00000.0-00000-72000-5840-7421000	
Survey Monkey	Advantage Annual Plan	$384.00	Luther	01.0-00000.0-11100-10000-5840-3201000	
TCI Teachers' Curriculum Institute	History Alive! Government Alive! Econ Alive!	$1,341.00	JBHS	01.0-00000.0-11100-10000-5840-4321000	
Teacher Gaming	Minecraft Edu	$545.00	Muir	01.0-00000.0-11100-10000-5840-3221000	
Teachers Pay Teachers	Website Use	$180.00	BHS	01.0-65000.0-57700-11200-5840-4311000	
Teachers Pay Teachers	Various Economics Tests	$42.00	JBHS	010-00000-0-13800-10000-5840-432-1000	
Teachers Pay Teachers	Preschool Materials Bundle	$78.80	Special Ed	010-32200-0-57602-11100-5840-744-9000	
TeachTown Inc	BE SAFE & Transition Licenses	$5,499.00	Special Ed	01.0-56400.0-57700-11100-5840-7448000	
TeachTown Inc	Teachtown Social Skills	$449.00	Miller	01.0-30100.0-11100-10000-5840-2109000	
Texthelp Inc	Read & Write	$145.00	Special Ed	01.0-65000.0-57700-11907-5840-7441000	
The Boomerang Project	Virtual curriculum	$500.00	Muir	01.0-30100.0-11100-10000-5840-3229000	
The Listening Academy	CAPDOTS Integrated - Junior	$195.00	Special Ed	010-32150-0-57602-11100-5840-744-9000	
The Music Center	Diane Ferlatte - Have I Got A Story to Tell - 1 wk access	$450.00	Dolores Huerta	010-90201-0-11100-10000-5840-321-8200	
The Social Learning Network	Spiral PRO Yearly Subscription	$50.00	Edison	010-90201-0-11100-10000-5840-202-8700	
The STEM Academy	STEM 101 Intro to Eng	$4,000.00	Instruction/CTEIG	01.0-63870.0-38000-10000-5840-7429000	

VENDOR	*LICENSE NAME*	*ESTIMATED COST 2021-22*	*FUNDING SOURCE/SITE*	*ACCOUNT STRING*	
Themathworksheetsite.com	Math Site License	$220.00	Roosevelt	01.0-90350.0-11100-10000-5840-2148000	
Thrively	Premium License	$3,000.00	Luther	01.0-30100.0-11100-10000-5840-3209000	
Titan School Solutions Inc	Free and Reduced Point of Svc	$32,314.50	Food Services	61.0-53100.0-00000-37000-5840-7490000	
Tobii Dynavox	Boardmaker	$1,791.00	Special Ed	01.0-56400.0-57700-11901-5840-7448000	
Tools To Grow	Subscription	$225.00	Special Ed	01.0-65000.0-57700-11100-5840-5480000	
Tools To Grow	Full Premium Individual	$47.99	Special Ed	01.0-65000.0-57500-31409-5840-7441000	
Tools To Grow	Full Premium Individual	$49.99	Special Ed	01.0-65000.0-57500-31409-5840-7441000	
Tools4Ever	User Management & Password Reset	$5,260.26	Technology	01.0-00000.0-00000-72000-5840-7401000	
Tumbleweed Press	Digital library subscription	$1,438.20	Luther	01.0-30100.0-11100-10000-5840-3209000	
Turnitin LLC	Originality Checking & Feedback	$7,640.00	JBHS	01.0-00000.0-11100-10000-5840-4321000	
Turnitin LLC	Originality Checking & Feedback	$10,093.06	BHS	01.0-00000.0-11100-10000-5840-4311000	
Twig Education	Science	$89.00	Luther	01.0-00000.0-13400-10000-5840-3201000	
Typing Club	Student Licenses	$1,545.50	Edison	01.0-90201.0-11100-10000-5840-2022010	
Ultimateslp	UltimateSLP.com	$2,100.00	Special Ed	01.0-32200.0-57602-11100-5840-7449000	
United States Academic Decathlon	Annual curriculum package	$700.00	BHS	01.0-00000.0-11100-10000-5840-4311000	
US Games	Fitnessgram	$549.00	JBHS	01.0-00000.0-11100-10000-5840-4321000	
Visible Body	Anatomy & Psysiology for Windows	$34.99	JBHS	01.0-00000.0-13400-10000-5840-4321000	
Vispero	Jaws Professional	$1,200.00	Human Resources	Site to provide	
Vocabularyspellingcity.com	Classroom Subscription	$140.00	McKinley	01.0-65000.0-57700-11100-5840-2091000	
Vocabularyspellingcity.com	VSC Tier 1	$194.40	Stevenson	010-00000-0-11100-10000-5840-215-1000	
WeVideo	We Video Multi-User	$4,080.05	Instruction/ELO	01.0-74250.0-11100-10000-5840-7429000	
WeVideo	WeVideo Educational Annual Subscription	$1,400.00	JBHS	010-00000-0-18002-10000-5840-432-1000	
WhyTry	Online Curriculum Subscription	$99.00	Luther	01.0-30100.0-11100-10000-5840-3209000	
Wix	Premium Plan Business Basic	$276.00	BHS	010-00000-0-17006-10000-5840-431-1000	
Xello	Springboard	$639.00	Special Ed	01.0-65200.0-57700-11100-5840-7440000	
You Can Book Me	1 license	$110.00	Instruction	01.0-00000.0-00000-21400-5840-7421000	
You Science	Career Skills Certification	$10,000.00	Instruction/CTEIG	01.0-63870.0-38000-10000-5840-7429000	
Zearn, Inc	Zearn Math	$2,500.00	Miller	01.0-30100.0-11100-10000-5840-2109000	
Zing Apps LLC	Mobile App Service & Hosting	$3,960.00	Luther	01.0-30100.0-11100-10000-5840-3209000	
Zing Apps LLC	Mobile App Service & Hosting	$2,280.00	BHS	01.0-90904.0-11100-10000-5840-4318100	
Zoom	District License	$59,094.82	Instruction/COVID	010-74200-0-11100-10000-5840-7409000	
Z-Space	Annual Licenses	$2,976.10	Luther	01.0-90201.0-11100-10000-5840-3208900	

Burbank Unified School District
Office of the Superintendent

REPORT TO THE BOARD

TO:	Members of the Board of Education
FROM:	Matt Hill, Superintendent
PREPARED BY:	Kimberley A. Clark, Executive Assistant to the Superintendent
SUBMITTED BY:	Kimberley A. Clark, Executive Assistant to the Superintendent
DATE:	June 17, 2021
SUBJECT:	Acceptance of Gifts

Matt Hill, Superintendent, recommends that the Board of Education take formal action accepting the following gifts to the District, and that the Board President convey appreciation to the donors.

a. The Bret Harte PTA wishes to donate to the District $2,539.94 to be used to purchase a laminator for use at Bret Harte Elementary School.

b. The JBHS IMA Booster Club wishes to donate to the District $8,000 to be used to pay for coaching stipends for instrumental music instruction at John Burroughs High School.

c. The John Muir Middle School PTA wishes to donate to the District $50 to be used to purchase nursing supplies for John Muir Middle School.

d. The Blackbaud Giving Fund (YourCause) wishes to donate to the District $409.62 to be used as needed at William McKinley Elementary School.

e. The Dolores Huerta PTSA wishes to donate to the District $9,893.92 to be used to help pay for field trips and water bottle refilling stations.

UNADOPTED MINUTES OF THE BOARD OF EDUCATION
BURBANK UNIFIED SCHOOL DISTRICT

June 3, 2021

Virtual (Online) Meeting
Burbank, California

MEMBERS PRESENT:
Steve Frintner
Charlene Tabet
Steve Ferguson
Emily Weisberg
Armond Aghakhanian

Also present were Matt Hill, Superintendent; Sharon Cuseo, Assistant Superintendent, Instructional Services; Debbie Kukta, Assistant Superintendent, Administrative Services; John Paramo, Assistant Superintendent, Educational Services; and Sarah Niemann, Assistant Superintendent, Human Resources.

1. CALL TO ORDER

The Closed Session was called to order at 6:05 p.m. by President Frintner

2. REQUESTS TO ADDRESS THE BOARD

2.a Public Communications – All public comments were heard during item 9a.

2.b Staff Responses

2.c Board Members' Comments and Responses

The Board adjourned to Closed Session at 6:05 p.m.

3. CLOSED SESSION

3.a Conference with Labor Negotiator, Pursuant to Government Code §54957.6:
Agency Negotiator: Sarah Niemann
Employee Organization: Burbank Teachers Association (BTA)

3.b Conference with Labor Negotiator, Pursuant to Government Code §54957.6:
Agency Negotiator: Sarah Niemann
Employee Organization: California School Employees Association (CSEA) Chapter 674

3.c Public Employee Discipline/Dismissal/Release Pursuant to Government Code §54957

3.d Public Employee Performance Evaluation Pursuant to Government Code §54957
Title: Superintendent of Schools

4. RECONVENE IN PUBLIC SESSION/PLEDGE OF ALLEGIANCE

The Board reconvened in Public Session at 7:08 p.m. Superintendent Matt Hill, led the Pledge of Allegiance.

5. REPORTING ON CLOSED SESSION

President Frintner reported that items 3a through 3d, were for discussion only, with no action taken and then announced the passing of former employee Sandra Gaynon, Director of Special Education, expressed his condolences to her family and friends and announced that tonight's meeting would adjourn in her memory.

6. ADJUSTMENTS TO THE AGENDA

There were no adjustments to the agenda.

7. ITEMS FOR FUTURE AGENDAS

There were no requests for future agenda items.

8. PRESENTATIONS / RECOGNITIONS

8.a Recognition of Outgoing School Facilities Oversight Committee (SFOC) Members

Matt Hill, Superintendent, will lead the Board in a recognition of outgoing School Facilities Oversight Committee Members Elena Hubbell and Brian Smith.

Superintendent Hill led the recognition of outgoing SFOC members Elena Hubbell and Brian Smith and thanked them for their service, dedication, amazing job, and the transparency provided to the taxpayers in Burbank.

Brian Smith thanked the Board for the opportunity to serve and noted that he will not forget the experience.

Elena Hubbell thanked past and present Board members for the continued support, Brian Smith for being a great leader, and Kathy Yeager for her dedication to the District.

All Board Members individually thanked Elena Hubbell and Brian Smith for their leadership, dedication, professionalism, institutional knowledge, bringing new ideas, working to make schools a much better place for students, and welcomed them to join other District committees.

8.b Recognition of Dolores Huerta Middle School Activism Club

John Paramo, Assistant Superintendent, Educational Services, facilitated the recognition and introduced Jennifer Meglemre, Principal, Dolores Huerta Middle School, and Lori Pacino, Teacher and Activism Club Advisor, who will report on fundraising efforts to help build a well in Sudan.

John Paramo facilitated the recognition and introduced teacher and Activism Club Advisor Lori Pacino, who provided background information regarding the formation of the Activism Club, which started by reading a book regarding the water crisis in Africa, which led to conversations and student ideas to work towards fundraising to help build a well in Sudan Africa. She then introduced students Teya Jieanu, Nana Bhambi, and Bea Park, who shared their individual experiences and thanked the community for supporting the fundraising efforts and teacher Lori Pacino for her support.

All Board Members individually expressed their thoughts and thanked Lori Pacino and the students for believing that changes can be made, for their inspiration, dedication, for volunteering to help other people, for representing the District well, for creating a lasting legacy not only for them, but for the District, for making a difference by developing leaders to deal with important world issues, and hoped that other students, and for accomplishing their goals.

8.c Recognition of John Burroughs High School Mascot Renaming

John Paramo, Assistant Superintendent, Educational Services, facilitated the recognition and introduced Marsha Ramos, Burbank Human Relations Council President, who will recognize Nadaly Jones, John Burroughs High School Associated Student Body President, and the John Burroughs High School Associated Student Body for their work on the mascot renaming at John Burroughs High School.

John Paramo introduced Marsha Ramos, who recognized ASB President and Student Board Member Nadaly Jones for their work on the renaming of the JBHS mascot from Indians to Bears. She noted that the Burbank Human Relations Council was founded in 1958 with its membership ranging in ages from 22 to 92. The organization promotes a culture of fair treatment, inclusion, and equal access to opportunities. In 1970 the BHRC established a youth human relations award for outstanding humanitarian service, engaging their community, and promoting human welfare and social reform. She then commanded the 2021 JBHS ASB for seeking a mascot change and for working together to achieve their goal by demonstrating civility, respect, and humanitarian values. She then presented the BHRC humanitarian award and a gift to the JBHS Associated Student Body. She also extended the BHRC appreciation to all Board Members, including former member Roberta Reynolds, Superintendent Hill, and administrative staff for their leadership and support.

Nadaly Jones noted that this has been a long, beautiful, and incredible journey. She expressed her gratitude to the JBHS ASB for their support, as well as the support by the Board and staff. She was happy that all the concerns and views were discussed and grateful to be able to make a change for students and the community this year, as this is her last year at JBHS.

All Board Members individually commented and expressed their appreciation to Nadaly Jones and the ASB for their courage and bravery to make a change, for leading the way and for finding ways to represent all students, for having tough conversations, for hearing the concerns and sending a powerful message, for making a difficult decision in unity, and for making a positive change.

All Board Members also thanked Marsha Ramos and the BHRC for supporting and celebrating students, for recognizing the important role these students played, for recognizing student leadership, for leading Burbank to address social justice and equity, and Principal Deborah Madrigal for working with the ASB to facilitate the process.

8.d Recognition of Uniform Donation to John Burroughs High School Girls' Varsity Teams

John Paramo, Assistant Superintendent, Educational Services facilitated the recognition and introduced Deborah Madrigal, Principal, John Burroughs High School, who will recognize Linda Bessin for her donation of $29,670 to purchase new uniforms for John Burroughs High School Girls' Varsity Teams.

John Paramo introduced Deborah Madrigal, who recognized Linda Bessin, community resident for her donation of $29,670 to purchase new uniforms for the JBHS Girls' Varsity Teams. Principal Madrigal also thanked Marsha Ramos and the BHRC for recognizing the students because it was truly a lengthy process. Ms. Bessin rose to the occasion by donating the funds to purchase the Girls' Varsity Teams with the new logo and she and staff were excited to provide such an opportunity. She also thanked Steve Hubbell and Jessica Palaski for assisting with the process.

Linda Bessin thanked Principal Madrigal and commented on her personal experience while in high school where a native American school name was changed. She noted that the change will take time to accept and that students must feel supported. She supports female athletes and asked that everyone come together to cheer all teams.
All Board Members expressed their appreciation to Linda Bessin for the kind words, for the generous donation, for making a difference in student lives, for her commitment to making Burbank a more inclusive and safer place, for ensuring that students have access to uniforms, for her work in the

community and for supporting the JBHS girl sports, and hoped that other community members take note to possible making similar donations in the near future.

9. REQUESTS TO ADDRESS THE BOARD

9.a Public Communications

Interpreter: Nuria Lundberg (Spanish)

Ethan Ransom, Parent, was allowed to join the meeting via a Zoom format. He thanked Superintendent Hill for meeting with him to answer questions related to school reports of abuse around the nation. Although he is still concerned, he was hopeful that with honest discussion, trust, and transparency the District will find the right way to teach a complete and complex version of civics history and other subjects. He then read quotes from the California Ethnic Studies model curriculum documents and hoped that the District executes the model as stated by providing guidance to the DEI Committee and others who are eager to implement an Ethnic Studies program to avoid similar mistakes and be a District that welcomes open community discussion and solutions that will ultimately move the community together.

Cathi Zsupnik, Teacher, SEEDS Program, was allowed to join the meeting via a Zoom format. She commented on the District's Anti-Racist statement and expressed her concerns regarding the curriculum, the language which she felt is divisive, establishing values between parents and children, the reduction of people by defining their color or characteristic as oppressor or victim, defining the terms used as systemic racism or privilege that are objective and concrete. She recommended a sunshine clause to allow parents a choice after the decision is made regarding anti-racist training and/or curriculum and to offer an alternative that is fact-based and that teaches civics. Having divisive policies that isolate groups and call them out by the color of their skin will not work. She hoped that the anti-racist language will change and that the curriculum is developed with critical assessment and complete transparency.

Caroline Solberg, Parent, was allowed to join the meeting via a Zoom format. She commented on the proposed Board Goals and asked why Goal 2.4 - Implement the GATE Master Plan was removed and asked that the goal be reinstated or modified to read "Continue implementing". She also asked that all Master Plans be added to the Goals and listed as a separate sub-goal to be able to identify the progress at the end of the year. She liked the idea of implementing Smart goals in the future and commented on the Stage Craft Program at Burbank High school, which is a dual-enrollment class to receive credit at Glendale City College and thanked the Board for making it possible.

Janet Diel, President, Burbank Coordinating Council, was allowed to join the meeting via a Zoom format. She thanked outgoing SFOC members Elena Hubbell and Brian Smith for their dedication and service to the District. She then commented on the Campership process for this summer and encouraged parents and students to apply.

Carmenita Helligar, Parent, was allowed to join the meeting via a Zoom format. She thanked Deborah Madrigal for leading the way and for supporting students to changing the mascot name at JBHS and wished her well on her upcoming retirement. She also thanked Linda Bessin for the donation and for setting the stage for other possible donors. She then thanked the Board and staff for their leadership during this difficult year and shared her personal story regarding racism and hoped that other parents understand the experiences that black children endure and asked the Board that whatever curriculum is approved to talk to everyone because it is a hard conversation.

9.b Staff Responses

Superintendent Hill thanked Ethan Ransom for meeting with him to talk about the questions he raised at a previous Board meeting. He agreed that when talking about diversity, equity, and inclusion, and changing the school culture we must have an open dialogue with a focus on humanity. This is not to alienate one group versus another. The goal is to have honest conversations by creating brave spaces. He thanked

Cathi Zsupnik for her service to the students and highlighted her concern regarding using objective definitions and words such as systemic racism privilege, which are clear objective definitions, and hoped to meet with her to review some of the terminologies. He agreed that the District must be transparent and objective when scrutinizing the curriculum as a part of the process. Anti-racist curriculum has not been adopted by the District and the public will be encouraged to participate in the discussion at a public meeting if the District does adopt any new curriculum. Diversity, Equity, and Inclusion training will be provided before the start of the new school year to employees. He thanked Caroline Solberg for her comments regarding the Board Goals and noted that in the past nine Board goals were listed, including 51 sub-goals. The Board and he discussed collapsing the goals to allow better focus on all Master Plans. Staff continues to work on each Master Plan, but the focus now is on the main four goals. He agreed with her suggestions regarding smart goals. He then thanked Janet Diel and the Burbank Coordinating Council for their continued support to District families and wished her a speedy recovery. He was looking forward to continuing to work with Carmenita Helligar through the DEI Committee and thanked Principal Deborah Madrigal for her leadership and wished her a happy retirement.

9.c Board Members' Comments and Responses

Member Weisberg thanked Elena Hubbell and Brian Smith for their service, students Bea Park, Teya Jieanu, and Nana Bhambi, and Linda Bessin for the generous donation. She also expressed her gratitude to Carmenita Helligar for her involvement and commitment to improving schools and to make it a place where all students feel included and part of the conversation. She also thanked Janet Diel for providing opportunities to students in the community. She then addressed some of the comments made by Cathi Zsupnik regarding critical assessment to be transparent and encouraged her to meet with Superintendent Hill to discuss the process to diversify the curriculum and to hear the desire to make the District a place where all students are included. The goal is to include more people by exploring both sides to explain to students that this is a complicated process. She asked that community members of color are allowed to share their stories and perspectives to try to unite by having a complete understanding of the history by teaching multiple perspectives. She encouraged exploring books and resources to learn that the definitions being used are objective, complete, and correct.

Member Aghakhanian thanked all the speakers for their comments, especially Janet Diel. He then commented on diversity and inclusion and noted that unless people experienced such discrimination it was difficult to discuss and come to an agreement. He then reported that he attended promotions and graduations and thanked staff and the parents for supporting their students and the students for continuing to learn during this difficult year.

Clerk Ferguson commented regarding curriculum changes and noted that goal one is to prepare students for the future and goal two to create a safe campus community where are learners reach their fullest potential. The current curriculum is not preparing students for the future. These conversations are both necessary and critical to ensuring a world that can tackle the problems together. We have to do a better job of telling the story and thanked everyone for the continued work in a respectful and meaningful way. He thanked Caroline Solberg for her comments and noted that the goal was to receive annual Master Plan progress reports and will discuss further once the item is presented. He was thrilled to have attended many in-person promotions and graduations and thanked all staff for coordinating safe events during such a challenging year.

Vice President Tabet thanked all the speakers and noted that the DEI work was new to her as she continues to learn daily. She appreciated the callers for sharing their thoughts and ideas in a respectful manner to hear all sides of the story. She thanked Caroline Solberg for speaking about the Board Goals and suggested that the current Master Plans are reviewed and asked for clarification regarding the Stage Tech Craft class at BHS. She thought that the class was being offered at both high schools through the Adult School to receive college credit at Glendale Community College. Ms. Cuseo explained that the class is only offered at BHS not at JBHS because the articulation agreements have to be done teacher by teacher. The JBHS had not completed the process and has now resigned; however, once another teacher is hired and the agreement in place, students will retroactively be granted. VP Tabet then thanked Janet Deal for being an amazing person and for continuing to provide campership for students. She congratulated the JBHS Basketball team for recognizing the staff for ensuring that they had a season during COVID. She

attended promotions and graduations, which was the highlight of a Board Members year, and thanked all staff for their dedication to coordinate such events.

President Frintner thanked all the speakers for their thought and suggestions, including Caroline Solberg for her comments and for her suggestion to incorporate smart goals. He thanked Janet Diel for her continued work in the SFOC and the Coordinating Council for providing camperships to District students and Carmenita Helligar for her positive comments regarding Principal Deborah Madrigal and for sharing her personal comments regarding racism and Ethan Ransom for understanding that ideas and communications are taking place to make this issue work. Changes in curriculum have not taken place, but all students need to feel represented. Shame or separation is not the goal instead we are trying to recognize and validate all experiences and all points. Not trying to separate families, but it is a responsibility to provide a balanced and full education. The Board is trying to provide a complete education for all students by continuing to provide open communication. He also attended promotions and graduations and expressed his excitement to finally being able to provide such events following COVID guidelines and thanked staff for their dedication and for coordinating the events, but especially the teachers for trying to educate students during such a difficult year.

10. REPORTS TO THE BOARD

10.a Superintendent's Comments

Superintendent Hill thanked all staff for getting through this amazing year. He congratulated Sandra DeBarros for her years of service to the District and wished her a happy retirement. He then introduced Peter Knapik, who introduced Dr. Ron Young as the new Principal at Jefferson Elementary School and shared his education and work experience.

Ron Young thanked the Board for the opportunity and was looking forward to working with Ms. DeBarros to ensure a smooth transition into the new school year.

President Frintner welcomed Dr. Young and wished him well in his new position.

10.b First Reading of BUSD District-Wide Goals for 2021-2022

Matt Hill, Superintendent, facilitated the first reading of the BUSD District-Wide Goals for 2021-2022, as presented.

First Reading of District Wide Goals_2021-2022_060321.pdf (OF 28,777)

Superintendent Hill reported that on May 15, 2021, the District held a Special Board meeting to conduct a Study Session for senior staff to receive input from the Board of Education in order to revise the Goals for the 2021-2022 school year. The Goals will guide direct priorities for District resources including staff emphasis, time, and budget development. The Goals presented tonight are the first reading and he welcomed discussion and feedback.

Clerk Ferguson thanked staff for incorporating the new goals as discussed during the recent Study Session and suggested that a broader District Master Plans goal to be included to reassess and to check in on all plans to determine budget realities and adding specific language to Goal 1.9 to allow more time to change or implement a program of providing students with up to two years of community college and/or apprenticeship experience before graduation by 2025-2026 to allow working with community partners and the teacher union to see if it is viable.

President Frintner thanked staff for incorporating the new Goals as discussed during the recent Study Session. He agreed with the changes suggested by Clerk Ferguson and felt that the Goals had been identified to move forward.

Vice President Tabet commented on the current Master Plans and noted that only three of the ten Master Plans are included in the current Goals and suggested that revising Goal 4.6 to review and prioritize strategies within all ten approved Master Plans.

Superintendent Hill suggested removing some of the Master Plan language included for redundancy and keeping others that are tied to grants requirement.

Clerk Ferguson also requested replacing language in Goal 4.6 to focus on streamlining District and Site based communication.

10.c Report on the Diversity, Equity, and Inclusion (DEI) Committee

Matt Hill, Superintendent, reported on the progress of the Diversity, Equity, and Inclusion (DEI) Committee, as presented.

DEI Update 060321.pdf (OF 28,778)

Superintendent Hill used a PowerPoint to report on the progress of the DEI Committee. The Employee Resource Group created three subgroups: Definitions, Professional Development, and Communications. The Engagement Committee started to identify potential panels, especially ones that focus on students, continuing to reach out to PTA DEI committees to collect best practices and continue to update the website and the Diversity Champion nominations. The Instruction Committee revised the draft policy for the selection criteria for instructional materials- BP 6141 and AR 6141 after the first reading on May 20, 2021. The second reading will be presented on June 3, 2021. The Policy Committee will work with the ERG to provide feedback regarding DEI definitions and continue to identify policies and administrative regulations that should be reviewed.

11. NEW AND/OR UNFINISHED BUSINESS

11.a Second Reading and Approval of Proposed Revisions to Board Policy 6161.1 and Administrative Regulation 6161.1

That the Board of Education approve the proposed revision of selected Board Policies and Administrative Regulations from the California School Boards Association (CSBA) – Governance and Management Using Technology (GAMUT), as presented.

Second Reading and Approval BP and AR 6161.1 with BP.pdf (OF 28,779)

Sharon Cuseo reported that the first draft, as presented to the Board on May 20, 2021 contained twenty suggestions from all stakeholder groups to change the draft. The current second draft reflects the following changes: Removal of any use of the "N" word in instructional materials, including the opt-out provision; and the expansion of diverse representation language for both instructional materials and the composition of the selection and evaluation committee.

All Board Member participated in the discussion regarding possibly including professional development criteria, the use of the N word not being allowed in instructional materials vs. supplemental reading materials required by not core curriculum and/or teacher required, deleting the N Word for all instructional and supplemental materials, adding more prescriptive language and/or referencing current Board Policy regarding supplemental materials, the difference between classroom materials being taught in the classroom not about the books, core novel differentiation being mandatory but not the supplemental, If not mandated is it a choice, students should not be subjected to the "N" word in order to complete optional or not optional assignments, creating a list of suggested reference materials at the beginning of the year.

Clerk Ferguson requested that Committee is tasked with amending the language to address the questions being asked.

Sharon Cuseo felt that it is important to allow teacher to make recommendations about other sources that may include the N word, but not because it contains the N word. This policy does not allow permission to allow teachers to teach or allow discussion in class, which will not interfere with instruction.

Additional discussion took place regarding instructional materials, which are taught in class and the need to not place unnecessary limitations, the use of assigned curriculum versus supplemental, which is considered choice.

John Paramo shared his personal story as a parent and a teacher and noted that oftentimes students are asked questions that provoke critical analysis that requires a text to support an argument. The text is only used as a reference to support the claims. The language will be reviewed to allow students to participate in such discussions in a respectful way for those students who wish not to participate.

Clerk Ferguson was concerned about the training component as well as not having an educator who can help a student in need. John Paramo agreed that training is critical and as whole-class discussion or whole-class instruction books or materials containing offensive words should not be taught.

Superintendent Hill suggested a narrative and detailed cover memo to provide guidance and a Q & A to explain the change and to clarify most of the concerns raise by the Board could be created by Sharon Cuseo and John Paramo and sent to all staff.

Additional conversation took place about concerns regarding training, which is critical to be able to teach the appropriate context and suggestions for further Committee discussion about a training component, including the training and supplemental materials cost and to bring back the Policy as a third reading.

Clerk Ferguson suggested that the policy be approved with the understanding that supplemental materials maybe utilized at the review of the Superintendent and/or designee.

Superintendent Hill was concerned that a review process for possible requests would be a lengthy process, which would delay instruction. It was then suggested that at the end of page 8 language be added to read "the Superintendent or designee shall develop a process to approve supplemental materials that may include offensive materials that contain the "N" word and to report back to the Board next year.

It was moved by Charlene Tabet, and seconded by Armond Aghakhanian, that the Board of Education approve the item, as recommended. The motion carried unanimously with the following roll-call vote: AYES – Frintner, Tabet, Ferguson, Weisberg, and Aghakhanian.

11.b Approval of Job Description and Approval of Salary for Executive Assistant to the Board of Education and Superintendent

That the Board of Education approve the job description and salary for the Executive Assistant to the Superintendent, effective July 1, 2021, as presented.

Executive Assistant to the BOE and Superintendent.pdf (OF 28,780)

Sarah Niemann reported that the job description for the Executive Assistant to the Board of Education and Superintendent is being established as part of a staffing reorganization in the Superintendent's office. This position and salary are being proposed because the current .5 FTE allocated for the Superintendent's will be frozen. The revised and proposed job description incorporates duties currently performed by the current Superintendent's Office Assistant, which resulted in restoring the position to its previous salary (a $10,000 increase from the current position) to include those duties.

It was moved by Steve Ferguson, and seconded by Armond Aghakhanian, that the Board of Education approve the item as recommended. The motion carried unanimously with the following roll-call vote: AYES – Frintner, Tabet, Ferguson, Weisberg, and Aghakhanian.

11.c Approval of Salary Placement and Reduction of Work Days for Program Specialist II on the Certificated Supervisors and Managers, Salary Schedule A Range HH

That the Board of Education approve the salary placement and reduction of work days for Program Specialist II on the Certificated Supervisors and Managers, Salary Schedule A Range HH, effective July 1, 2021, as presented.

Program Specialist II.pdf (OF 28,781)

Sarah Niemann reported that the reduction in days for the Program Specialist II position is being made due to departmental and program needs. Additionally, the number of days is being aligned with other management calendars. The two current Program Specialists II are required to work 215 days) effective July 1, 202. The reduction in days will potentially result in future cost savings due to the reduction of work days associated with the program.

It was moved by Steve Ferguson, and seconded by Emily Weisberg, that the Board of Education approve the item as recommended. The motion carried unanimously with the following roll-call vote: AYES – Frintner, Tabet, Ferguson, Weisberg, and Aghakhanian.

11.d Approval of the Chuck Lorre Family Foundation Grant Agreement for Supporting the Salary for the Arts and Career Technical Education Coordinator

That the Board of Education approve the Chuck Lorre Family Foundation Grant Agreement between the Burbank Unified School District and the Chuck Lorre Family Foundation, effective June 4, 2021 through June 30, 2023, in the amount of $180,000, and that authority to sign the agreements be exercised pursuant to BUSD—AR 3314, as presented.

Approval of CLFF Grant with Agmt.pdf (OF 28,782)

Sharon Cuseo reported that In March 2012 Burbank Unified convened a second community arts advisory team to collaboratively update the BUSD Arts for All Plan. In January 2016, Burbank Unified convened a third community arts advisory team to update the 2012-2022 Arts for All Plan. The Burbank Board of Education approved the updates and requested that a 3-year working plan be developed that prioritized goals within the larger 10-year plan. In June 2017, the Burbank Board of Education approved a working plan prioritizing arts goal implementation action between 2017-2020. The Chuck Lorre Family Foundation Grant Contract includes grant recipient requirements, including proper use of funds, progress reporting, invoicing schedules, and final report due dates and is specific that the funding must be used to support the partial salary for the Arts and Career Technical Education Coordinator position for the 2021-2022 and 2022-2023 school years, for an amount not to exceed $180,000.

It was moved by Steve Ferguson, and seconded by Charlene Tabet, that the Board of Education approve the item as recommended. The motion carried unanimously with the following roll-call vote: AYES – Frintner, Tabet, Ferguson, Weisberg, and Aghakhanian.

11.e Adoption of Resolution 45 for the Elimination or Reduction of Services for Classified Positions

That the Board of Education adopt Resolution 45 for the Elimination or Reduction of Services for Classified positions, as presented.

Resolution 45-Reduction in Force.pdf (OF 28,783)

Sarah Niemann reported that the amended Resolution 46 included three eliminations due to lack of work and that these eliminations may involve bumping.

It was moved by Steve Ferguson, and seconded by Armond Aghakhanian, that the Board of Education amend the item as recommended. The motion carried unanimously with the following roll-call vote: AYES – Frintner, Tabet, Ferguson, Weisberg, and Aghakhanian.

11.f Acceptance of Gifts

That the Board of Education take formal action accepting the following gifts to the District, and that the Board President convey appreciation to the donors, as presented.

Gift Report_060321.pdf (OF 28,784)

It was moved by Steve Ferguson, and seconded by Armond Aghakhanian, that the Board of Education approve the item as recommended. The motion carried unanimously with the following roll-call vote: AYES – Frintner, Tabet, Ferguson, Weisberg, and Aghakhanian.

12. CONSENT AGENDA

12.a Approval of Minutes

That the Board of Education approve the minutes of the Special Meeting of May 15, 2021, as presented.

Minutes.05.15.21.SP.pdf (OF 28,785)

12.b Approval of Minutes

That the Board of Education approve the minutes of the Regular Meeting of May 20, 2021, as presented.

Minutes.05.20.21.pdf (OF 28,786)

12.c Approval of Personnel Report Number 20-21-19

That the Board of Education approve Personnel Report number 20-21-19, covering Certificated and Classified personnel, and consisting of Pages 1 to 10 inclusive, as presented.

Personnel Report.pdf (OF 28,787)

12.d 2020-2021 Purchase Order Report

That the Board of Education approve Purchase Orders for 2020-2021 as listed through May 10, 2021, as presented.

2020-2021 Purchase Order Report.pdf (OF 28,788)

12.e Approval of Warrants

That the Board of Education approve payroll warrants in the total amount of $9,786,881.73 commercial warrants in the total amount of $3,715,809.99, as presented.

Warrants.pdf (OF 28,789)

12.f Approval of Instructional Consultant Services

That the Board of Education approve the instructional consultant services for the purpose of on-site student learning support and staff development, and that authority to sign the agreements be exercised pursuant to BUSD-AR 3314, as presented.

Instructional Consultants.pdf (OF 28,790)

12.g Approval of Non-Instructional Consultant Services

That the Board of Education approve the non-instructional consultant services for the purpose of supporting the school and/or District goals, and that authority to sign the agreements be exercised pursuant to BUSD-AR 3314, as presented.

Non-Instructional Consultants.pdf (OF 28,791)

12.h Approval of Articulation Agreement with Los Angeles Valley College

That the Board of Education approve the articulation agreement between the Burbank Unified School District and Los Angeles Valley College, for Introduction to Bookkeeping, effective June 4, 2021, with the understanding that the agreements be reviewed on an annual basis, and that authority to sign the agreements be exercised pursuant to BUSD-AR 3314, as presented.

Articulation Agmts with LAVC with Agmt.pdf (OF 28,792)

12.i Approval of 2021-2022 Courses and Instructional Minutes for the Independent Learning Academy

That the Board of Education approve the courses and instructional minutes for the Independent Learning Academy, effective July 1, 2021 through June 30, 2022, as presented.

ILA Course Instructional Minutes 2021.pdf (OF 28,793)

12.j Approval of Service Agreements for Nonpublic, Nonsectarian Schools and Agencies

That the Board of Education approve the service agreements of nonpublic, nonsectarian schools and agencies as listed, under existing master contracts (01.0-65000.0-57601-11800-5810-7440000, 01.0-65460.0-57601-11800-5810-7440000, 01.0-65000.0-57601-11804-5810-7440000, 01.0-33270.0-57601-11800-5810-7440000), effective July 1, 2021 through June 30, 2022, and that authority to sign the service agreements be exercised pursuant to BUSD-AR 3314, as presented.

Service Agreements for NP NS Schools and Agencies.pdf (OF 28,794)

12.k Approval of Master Contract Renewal for Nonpublic, Nonsectarian Schools and Agencies

That the Board of Education approve the Master Contracts for special education students, to be provided by the indicated nonpublic, nonsectarian schools and agencies (01.0-65000.0-57601-11800-5810-7440000, 01.0-65460.0-57601-11800-5810-7440000, 01.0-65000.0-57601-11804-5810-7440000, 01.0-33270.0-57601-11800-5810-7440000), effective July 1, 2021 through June 30, 2022, and that authority to sign the contracts be exercised pursuant to BUSD-AR 3314, as presented.

Master Contract Renewal for NP NS Schools and Agencies.pdf (OF 28,795)

12.l Ratification of Agreement for Professional Services (Special Education)

That the Board of Education ratify an agreement between the Burbank Unified School District and Leah Ellenberg, Ph.D., to provide an Independent Neuropsychological Educational Evaluation (IEE) and attend an IEP meeting for Special Education Student 960033193, not to exceed $6,000 (01.0-65000.0-57602-11900-5850-7440000), effective May 13, 2021 through December 30, 2021, and that authority to sign the agreement be exercised pursuant to BUSD-AR 3314, as presented.

SPED Student 960033193_Leah Ellenberg_Ratified.pdf (OF 28,796)

12.m Ratification of Agreement for Professional Services (Special Education)

That the Board of Education ratify an agreement between the Burbank Unified School District and Dr. Karen Epport, to provide an Independent Educational Evaluation (IEE) and attend an IEP meeting for Special Education Student 960010452, not to exceed $1,600 (01.0-65000.0-57602-11901-5850-7440000), effective May 1, 2021 through December 30, 2021, and that authority to sign the agreement be exercised pursuant to BUSD-AR 3314, as presented.

SPED Student 960010452_Karen Epport_Ratified.pdf (OF 28,797)

12.n Amended Agreement for Professional Services (Special Education)

That the Board of Education amend an agreement between the Burbank Unified School District and Dr. Carlos A. Flores, to provide an Independent Psychological-Educational Evaluation and attend an IEP meeting for Special Education Student 960024370, not to exceed $5,000 (01.0-65000.0-57602-11900-5850-7440000), effective April 7, 2021 through December 30, 2021, and that authority to sign the agreement be exercised pursuant to BUSD-AR 3314, as presented. Note: The original approval date was May 6, 2021. The effective date is from April 7, 2021 through June 30, 2021. The amendment extends the end date from June 30, 2021 to December 30, 2021. Due to school ending on May 26, the assessor is unable to complete the IEE by June 30, 2021. Therefore, the date needs to be extended through December 30, 2021.

SPED Student 960024370_Carlos Flores_Amended.pdf (OF 28,798)

12.o Approval of Agreement for Professional Services (Special Education)

That the Board of Education approve an agreement between Burbank Unified School District and Sonja Biggs Educational Services, Inc., to provide an intervener professional, not to exceed $89,713 (01.0-65000.0-57602-11900-5850-7440000), effective July 1, 2021 through June 30, 2022, and that authority to sign the agreement be exercised pursuant to BUSD-AR 3314, as presented.

SPED Student 160003888_Sonja Biggs Educational Services.pdf (OF 28,799)

12.p Amended Agreement for Professional Services (Special Education)

That the Board of Education amend an agreement between the Burbank Unified School District and Susan Martin, to support Special Education Students, not to exceed $1,180 (01.0-65000.0-57602-11900-5850-7440000), effective March 1, 2021 through June 30, 2021, and that authority to sign the agreement be exercised pursuant to BUSD-AR 3314, as presented. Note: The original approval date was March 18, 2021. The original effective date was from March 1, 2021 through May 28, 2021. This amendment extends the end date to June 30, 2021. This amendment also increases the total to $1,180.

SPED Consultant Agreement_Susan Martin_Amended.pdf (OF 28,800)

12.q Approval of Agreement for Professional Services (Special Education)

That the Board of Education approve an agreement between the Burbank Unified School District and Adriana Anaya Navarro, PsyD., to provide an Independent Psychological-Educational Evaluation (IEE) and attend an IEP meeting for Special Education Student 960013929, not to exceed $5,500 (01.0-65000.0-57602-11900-5850-7440000), effective June 3, 2021 through December 30, 2021, and that authority to sign the agreement be exercised pursuant to BUSD-AR 3314, as presented.

SPED Student 960013929_Adriana Anaya Navarro_IEE.pdf (OF 28,801)

12.r Amended Agreement for Professional Services (Special Education)

That the Board of Education amend an agreement between the Burbank Unified School District and West Shield Adolescent Services, to escort and transport special education students to out of state residential facilities, not to exceed $36,000 (01.0-07240.0-50010-36000-5812-7440000), effective July 1, 2020 through June 30, 2021, and that authority to sign the agreement be exercised pursuant to BUSD-AR 3314, as presented. Note: The original Board Approval date was June 18, 2020. The approved not to exceed amount was $10,000. On November 5, 2020 an additional $20,000 was added to the original amount. This amendment is to add an additional $6,000. The total to exceed will be $36,000.

SPED Professional Services_West Shield_Amendment.pdf (OF 28,802)

12.s Amended Agreement for Professional Services (Special Education)

That the Board of Education ratify an agreement between Burbank Unified School District and Professional Tutors of America, to provide Learning Loss Mitigation Intervention supports to students with IEPs, not to exceed $22,800 (01.0-32150.0-57602-11100-1130-7449000), effective January 25, 2021 through June 30, 2021 and that authority to sign the agreement be exercised pursuant to BUSD-AR 3314, as presented. Note: The original approval date was February 18, 2021. This amendment is to extend the end date from May 28, 2021 to June 30, 2021.

SPED Consultant Agreement_Professional Tutors_LLM Program_Amended.pdf (OF 28,803)

12.t Amended Agreement for Professional Services (Special Education)

That the Board of Education ratify an agreement between Burbank Unified School District and Professional Tutors of America, to provide support to BUSD teachers for assessments, written reports and attend student IEP meetings, not to exceed $56,400 (01.0-65000.0-50010-36000-5813-7440000), effective January 4, 2021 through May 28, 2021 and that authority to sign the agreement be exercised pursuant to BUSD-AR 3314, as presented. Note: The original approval date was February 4, 2021. We are having to add an additional $6,400 to the agreement due to additional hours the teacher had provided.

SPED Consultant Agreement_Professional Tutors_Amended.pdf (OF 28,804)

12.u Approval of Contract with Los Angeles County Office of Education for Positive Behavior Interventions and Support (PBIS) Consulting and Training Services

That the Board of Education approve the Agreement between the Burbank Unified School District and the Los Angeles County Office of Education #C20842:21:22 to provide training materials and online programming for the District's PBIS program, effective July 1, 2021 through June 30, 2022, not to exceed $131,500, 01.0-74250.0-00000-21400-5810-7429000 (COVID funds), and that authority to sign the agreement be exercised according to BUSD - AR 3314, as presented.

PBIS Board 21-22.pdf (OF 28,805)

12.v Approval of 2021-2022 Burbank Adult School Course Offerings

That the Board of Education approve the 2021-2022 Burbank Adult School course offerings, as presented.

BAS Course Approval CDE 21-22.pdf (OF 28,806)

12.w Approval of Renewal to Lease Agreement with Deluxe Media Inc. (General Fund)

That the Board of Education approve the Renewal to the Lease Agreement #8 between Burbank Unified School District and Deluxe Media Inc. f/k/a Deluxe Digital Studios Inc. for use of 60 parking spaces located behind Providencia Elementary School (accessed from Pacific Avenue). The renewal includes the following amendments: (1) extend the term of the lease through June 30, 2022, and (2) increase the monthly fee by 5% in accordance with the agreement from $5,065.55 to $5,318.83 for 60 parking spaces (01.0-90708.0-00000-00000-8650-7800013), and that authority to sign the agreement be exercised pursuant to BUSD-AR 3314, as presented.

Deluxe Media Amendment #8.pdf (OF 28,807)

12.x Approval of Contract for High Trails, Inc. for Miller Elementary Outdoor Science School

That the Board of Education approve the contract with High Trails, Inc. effective June 4, 2021, through June 30, 2022, and that authority to sign the agreement be exercised pursuant to BUSD-AR 3314, as presented.

OSS_Miller_2021-22.pdf (OF 28,808)

12.y Approval of Independent Learning Academy Master Agreements

That the Board of Education approve the Independent Learning Academy Master Agreement for 7th and 8th Grade Students, the Independent Learning Academy Master Agreement for High School Students, and the Request for Extension of Contract Time, effective July 1, 2021, as presented.

ILA Master Agreements with Agmts.pdf (OF 28,809)

2.z Approval of District Memberships 2021-2022

That the Board of Education approve the memberships in professional organizations for 2021-2022, as presented.

District Memberships 2021-22.pdf (OF 28,810)

12.aa Approval of Agreement for Professional Services, Lozano Smith (General Fund/Bond Fund)

That the Board of Education approve an agreement between the Burbank Unified School District and Lozano Smith, Attorneys at Law, to provide specialized legal services in the area of facilities and construction, effective, July 1, 2021 through June 30, 2022, not to exceed $200,000 (01.0-00000.0-00000-72000-5820-7401000) (General Fund) and (21.0-00000.0-00000-85000-5820-7400000) (Bond Fund) and (01.0-65000.0-50010-21000-5820-7440000) (Special Education Fund), and that authority to sign the agreement be exercised pursuant to BUSD-AR 3314, as presented.

Lozano Smith 2021-22.pdf (OF 28,811)

12.ab Approval of Agreement for Professional Services, Hatch & Cesario Attorneys-At-Law (Special Education)

That the Board of Education approve an agreement between Burbank Unified School District and Hatch & Cesario Attorneys-At-Law, to perform specific services, effective July 1, 2021 through June 30, 2022, not to exceed $150,000 (01.0-65000.0-50010-21000-5820-7440000), and that authority to sign the agreement be exercised pursuant to BUSD-AR 3314, as presented.

Hatch & Cesario - Sped Atty 21-22.pdf (OF 28,812)

12.ac Approval of Agreement for Professional Services, Atkinson, Andelson, Loya, Ruud & Romo (General Fund)

That the Board of Education approve an agreement between Burbank Unified School District and Atkinson, Andelson, Loya, Ruud & Romo to perform specific services, effective July 1, 2021 through June 30, 2022, not to exceed $200,000 per year (01.0-00000.0-00000-72000-5820-7471000), and that authority to sign the agreement be exercised pursuant to BUSD-AR 3314, as presented.

AALRR Agreement 2021-22.pdf (OF 28,813)

12.ad Approval of Agreement for Professional Services, TLC Auctions

That the Board of Education approve the agreement between Burbank Unified School District and TLC Auctions, for the disposal of surplus materials and equipment, effective July 1, 2021 through June 30, 2022, and that authority to sign the agreement be exercised pursuant to BUSD-AR 3314, as presented.

TLC Auctions - Surplus Agreement 21-22.pdf (OF 28,814)

12.ae Approval of Piggybackable Contracts for Equipment, Materials and Services 2021-2022

That the Board of Education approve piggybackable contracts for the purchase of equipment, materials, and services for the 2021-2022 school year, as presented.

Piggybackable Contracts 2021-22.pdf (OF 28,815)

12.af Approval of Agreement for Field Trip, Athletic and Extra-Curricular Transportation with Durham School Services, LP (General Fund)

That the Board of Education ratify Amendment Number seven to the agreement between Burbank Unified School District and Durham School Services, L.P., to provide Field Trip, Athletic and Extra-Curricular Transportation services, effective July 1, 2021 through June 30, 2022, and that authority to sign the agreement be exercised pursuant to BUSD-AR 3314, as presented.

Durham Extra Curricular Agmt.pdf (OF 28,816)

12.ag Approval of Agreement for Professional Services, BSN Sports

That the Board of Education approve the agreement between Burbank Unified School District's John Burroughs High School and BSN Sports for the purchase of athletic apparel and equipment, effective July 1, 2021, through June 30, 2026, and that authority to sign the agreement be exercised pursuant to BUSD-AR 3314, as presented.

BSN Sports Agmt - JBHS.pdf (OF 28,817)

12.ah Approval of Amended Agreement for Bond Accounting Software, California Financial Services (CFS) (Bond Fund)

That the Board of Education approve the amended agreement between Burbank Unified School District and California Financial Services (CFS) for the KeyAnalytics Services system effective July 1, 2019 through June 30, 2022, not to exceed $85,000 per year (21.0-00000.0-92000-85000-5840-7400021), and that authority to sign the agreement be exercised pursuant to BUSD-AR 3314, as presented. Note: The original agreement was Board approved June 6, 2019 for an annual fee of $60,000. On February 4, 2021 an amendment was approved by the Board for an increase of $15,000 000 due to the additional cost of .02 for OPSC revenue generation of $706,454 Bret Hart Elementary School OPSC project. The increase of $10,000 is due to the additional cost of .02 for OPSC revenue generation of $727,622 for Stevenson Elementary School project.

CFS Amended Agreement - OPSC Stevenson Project.pdf (OF 28,818)

It was moved by Steve Ferguson, and seconded by Armond Aghakhanian, that the Board of Education approve items 12a through 12ah, as recommended. The motion carried unanimously with the following roll-call vote: AYES – Frintner, Tabet, Ferguson, Weisberg, and Aghakhanian.

President Frintner announced the retirements of Principal Sandra DeBarros, Jefferson Elementary School, Special Ed Teacher Heather Broidy, Burbank Adult School, Instructional Assistant Arevahad Avanessian, Horace Mann CC, and Food Service Supervisor III Lynda Camarillo, Dolores Huerta Middle School.

13. ADJOURNMENT

The meeting adjourned at 10:59 p.m. in Sandie Gaynon's memory.

MINUTES APPROVED:

_____
MATTHEW HILL, SUPERINTENDENT
SECRETARY OF THE BOARD

6/17/2021
_____
DATE

_____
STEVE FERGUSON, CLERK

TO: Board of Education / Superintendent Consent 6/17/2021

SUBMITTED BY: Sarah Niemann, Assistant Superintendent, Human Resources Services

SUBJECT: Certificated Personnel - Report Number 20-21-20. It is recommended that the following appointments for Certificated Personnel be approved and/or ratified. All personnel will be properly elected in accordance with District policies and salary schedule.

RETIRING	ASSIGNMENT	APPROPRIATION NUMBER	PCT	RATE OF PAY	REMARKS	EFFECTIVE DATE ENDING DATE
ESQUIVEL, MARIA Mc Kinley Elementary School	Elementary Teacher - FTE:100%	01.0-00000.0-47601-10000-1110-2090000 01.0-01500.0-47601-10000-1110-2090000	61 39	RA:006 - ST:21 STP: $1345	Began Service 07/01/2015	5/28/2021

RESIGNATION	ASSIGNMENT	APPROPRIATION NUMBER	PCT	RATE OF PAY	REMARKS	EFFECTIVE DATE ENDING DATE
GRAY, GRETCHEN Thomas Edison Elementary School	Curriculum Specialist - FTE:100%	01.0-01500.0-00000-21300-1910-7420000 01.0-32120.0-00000-21300-1910-7429000	50 50	 STP: $1345	Began Service 8/11/2017	5/28/2021
COLLINS, ALEX Roosevelt Elementary School	Elementary Teacher - FTE:100%	01.0-00000.0-11100-10000-1110-2140000	100		Began Service 8/15/2011	6/30/2021
DAY, JACQUELINE Burbank High School	High School Assistant Principal - FTE:100%	01.0-00000.0-00000-27000-1313-4310000	100	 STP: $1331	Began service 7/13/2017	6/30/2021
GRAY, VANESSA Human Resources	Substitute Teacher	01.0-00000.0-11100-10000-1160-7552000	100		Began Service 8/5/2017	5/26/2021
MARRON, MARIANA Human Resources	Substitute Teacher Substitute Teacher	01.0-00000.0-11100-10000-1160-755200	100		Began Service 1/28/2016	5/20/2021
MIN, GINHEE John Muir Middle School	Teacher Math - FTE:100%	01.0-00000.0-11100-10000-1110-3220000	100	 STP: $1345	Began Service 8/25/2005	5/28/2021

ELECTION: PROBATIONARY	ASSIGNMENT	APPROPRIATION NUMBER	PCT	RATE OF PAY	REMARKS	EFFECTIVE DATE ENDING DATE
MORAN, ERIC Burbank High School	Teacher Social Science - FTE:100%	01.0-00000.0-11100-10000-1110-4310000	100	RA:005 - ST:15 STP: $1345	Temp to Prob 2	8/9/2021

BURBANK UNIFIED SCHOOL DISTRICT
Personnel Report No. 20-21-20

June 17, 2021
Certificated - Hourly

Name	Program/Site	Task/Project	Type	Rate	Hour Cap	Applicable Payrolls
Almasi, Christine	Miller	Intervention Planning	Hourly	$33.77	.5	May
Arenal, Shannon	Spec Ed	Retention Bonus	Stipend	$10,302	1	May
Berhitoe, George	Adult	Summer Assignment	Hourly	$40.08	33.75	May - June
Caraveo, Diane	Miller	Intervention Planning	Hourly	$33.77	1	May
Carino, Jeanne	ILA	Intervention Teaching	Hourly	$45.52	10	May
Cody, Nicole	Harte	Intervention Planning	Hourly	$33.77	24	June - July
Coleman, Adam	BHS	Other Hourly-Event Supervision	Hourly	$33.77	6	May
Coleman, Adam	BHS	Other Hourly-Event Supervision	Hourly	$33.77	11	May
Creager, Jane	Adult	Summer Assignment	Hourly	$40.08	67.5	May - June
Dadekian, Kristina	McKinley	Intervention Planning	Hourly	$33.77	7.5	May
Dadekian, Kristina	McKinley	Intervention Teaching	Hourly	$45.52	36	May
Dagata, Patty	Washington	Intervention Planning	Hourly	$33.77	6	June
Diaz, Liliana	Adult	Summer Assignment	Hourly	$40.08	33.75	May - June
Dixon, Kevin	BHS	Other Hourly-Event Supervision	Hourly	$33.77	8	May
Ellingsworth, Brandy	Washington	Intervention Planning	Hourly	$33.77	6	June
Emamjomeh, Mojgahn	BHS	Certificated Coaching	Hourly	$33.77	29.93	May
Farewell, Rebecca	Spec Ed	Retention Bonus	Stipend	$10,302	1	May
Foenander, Lindsay	Jefferson	Intervention Planning	Hourly	$33.77	1.5	May
Fogelson, Janie	Spec Ed	Retention Bonus	Stipend	$10,302	1	May
Fuentez, Lisa	McKinley	Intervention Teaching	Hourly	$45.52	2	May
Gamboa, Patricia	Adult	Summer Assignment	Hourly	$40.08	33.75	May - June
Ghazarian, Joan	Spec Ed	Retention Bonus	Stipend	$10,302	1	May
Gregoire, Deborah	McKinley	Intervention Teaching	Hourly	$45.52	2	May
Gregorczyk, Linda	Harte	Class Coverage	Hourly	$49.69	1	May
Gresham, Janice	Spec Ed	Retention Bonus	Stipend	$10,302	1	May
Hakopyan, Olga	Adult	Additional hours at assignment	Hourly	$48.45	15.5	May
Harrison, Lisa	Spec Ed	Retention Bonus	Stipend	$10,302	1	May
Henry, Tracy	McKinley	Intervention Planning	Hourly	$33.77	9	May
Henry, Tracy	McKinley	Intervention Teaching	Hourly	$45.52	31.5	May
Howe, Jacqueline	McKinley	Intervention Teaching	Hourly	$45.52	2	May
Howitt, Elayne	Spec Ed	Intervention Planning	Hourly	$33.77	6	May

Ivankovic, Patricia	Washington	Intervention Planning	Hourly	$33.77	13	July - August
Jorgensen-Bock, Lisa	Spec Ed	Retention Bonus	Stipend	$10,302	1	May
Juarez, Candice	McKinley	Intervention Planning	Hourly	$33.77	9	May
Juarez, Candice	McKinley	Intervention Teaching	Hourly	$45.52	30	May
Kalachi, Monique	McKinley	Intervention Teaching	Hourly	$45.52	1.5	May
Kelly, Laury	Miller	Class Coverage	Hourly	$49.69	3	May
Kimmel, Michael	Adult	Summer Assignment	Hourly	$40.08	33.75	May - June
King, Robert	Adult	Additional hours at assignment	Hourly	$44.72	7.5	May
Kuester, Danielle	McKinley	Intervention Teaching	Hourly	$45.52	5	May
Kulberg, Shari	Spec Ed	Retention Bonus	Stipend	$10,302	1	May
Ladd, Dwight	JBHS	Intervention Planning	Hourly	$33.77	1	May
Lerner, Lia	Adult	Summer Assignment	Hourly	$40.08	33.75	May - June
Liddell-Johnson, Marla	Spec Ed	Retention Bonus	Stipend	$10,302	1	May
Lincoln, Kristina	Washington	Class Coverage	Hourly	$49.69	1.5	May
Maddern, Geralyn	Harte	Intervention Planning	Hourly	$33.77	24	June - July
Mazur, Ruby	McKinley	Intervention Teaching	Hourly	$45.52	2	May
McGee, Marcia	Disney	Intervention Planning	Hourly	$33.77	28	May
Michalopoulos, Anjanette	Spec Ed	Additional duties-hourly equiv.	Hourly	$87.38	5	May - June
Niwa, Jennifer	Harte	Class Coverage	Hourly	$49.69	1	May
Noss, Marianne	Adult	Summer Assignment	Hourly	$40.08	67.5	May - June
Piper, Mary	Spec Ed	Intervention Teaching	Hourly	$45.52	20	April - May
Riven, Jezelle	Spec Ed	Retention Bonus	Stipend	$10,302	1	May
Riven, Jezelle	Spec Ed	Additional duties-hourly equiv.	Hourly	$70.23	60	April - May
Rocha, Claudia	McKinley	Intervention Teaching	Hourly	$45.52	2	May
Rosales, Jessica	CC	Additional duties as sub teacher	Hourly	$16.76	6	May
Rosales, Jessica	CC	Additional duties as sub teacher	Hourly	$16.76	20	May
Rosales, Jessica	CC	Additional duties as sub teacher	Hourly	$16.76	8	May
Scheinman, Mackenzie	Spec Ed	Retention Bonus	Stipend	$10,302	1	May
Shalts, Rachel	Spec Ed	Retention Bonus	Stipend	$10,302	1	May
Shaw, Allison	Harte	Class Coverage	Hourly	$49.69	1	May
Silver, Shirley	CC	Additional hours at assignment-OT	Hourly	$16.76	24	May
Steinberg, Steven	Adult	Summer Assignment	Hourly	$40.08	33.75	May – June
Tropeano, Amanda	BHS	Certificated Coaching	Hourly	$33.77	29.93	May
Troutman, Rachel	Spec Ed	Retention Bonus	Stipend	$10,302	1	May
Walker, Kathy	McKinley	Intervention Teaching	Hourly	$45.52	2	May
Young, Amber	McKinley	Intervention Teaching	Hourly	$45.52	5	May
Zacher, Marianna	Spec Ed	Intervention Teaching	Hourly	$45.52	20	April - May

ELECTION: TEMPORARY	ASSIGNMENT	APPROPRIATION NUMBER	PCT	RATE OF PAY	REMARKS	EFFECTIVE DATE ENDING DATE
MADDIGAN, DEBORAH John Muir Middle School	Counselor Counselor - FTE:50%	01.0-30100.0-00000-31100-1210-3229000	100	RA:006 - ST:07 STP: $672.5	Temp Funding	8/1/2021 6/30/2022

ELECTION: SUMMER	ASSIGNMENT	APPROPRIATION NUMBER	PCT	RATE OF PAY	REMARKS	EFFECTIVE DATE ENDING DATE
HERNANDEZ, JORGE Adult School	Teacher: Summer Adult School Summer CTE Teacher	11.0-63910.0-41104-10000-1130-5331000	100			6/1/2021
CARLTON, LEE Instructional Services	Tosa Summer School	01.0-74250.0-00000-21000-1930-5480000	100		Summer School TOSA 2021	5/31/2021 7/30/2021
CUSEO, VICTORIA Instructional Services	Tosa Summer School	01.0-74250.0-00000-21000-1930-5480000	100		Summer School TOSA 2021	5/31/2021 7/31/2021

CHANGE OF FUNDING	ASSIGNMENT	APPROPRIATION NUMBER	PCT	RATE OF PAY	REMARKS	EFFECTIVE DATE ENDING DATE
ALMER, JENNIFER Instructional Services	Teacher: Summer School Elem Summer TOSA 2021 @ Miller	01.0-74250.0-00000-21000-1930-5480000	100		Summer School 2021 - Elem TOSA @ Harte	6/1/2021 7/31/2021
CODY, NICOLE Instructional Services	Teacher: Summer School Elem Summer TOSA 2021 @ Harte	01.0-74250.0-00000-21000-1930-5480000	100		Summer School 2021 - Elem TOSA @ Harte	6/1/2021 7/31/2021

CHANGE OF END DATE	ASSIGNMENT	APPROPRIATION NUMBER	PCT	RATE OF PAY	REMARKS	EFFECTIVE DATE ENDING DATE
LADD, DWIGHT Luther Middle School		01.0-74220.0-11100-10000-1160-3209000	100			4/14/2021 5/26/2021
STEWART, CARLA Stevenson Elementary School	Long Term Spec Ed Sub Tchr	01.0-65000.0-57601-11100-1160-2150000	100			2/8/2021 5/27/2021
NICHOLS, PAM Human Resources	Long Term Sub Teacher Learning Pod	01.0-74220.0-11100-10000-1160-2019000	100			5/3/2021 5/26/2021
PATTON, ALTON Luther Middle School	Long Term Sub Teacher	01.0-74220.0-11100-10000-1160-3209000	100			4/14/2021 5/26/2021
MATLOCK, COLLEEN Roosevelt Elementary School	Long Term Sub Teacher	01.0-74220.0-11100-10000-1160-2149000	100			4/12/2021 5/26/2021

LEAVE OF ABSENCE	ASSIGNMENT	APPROPRIATION NUMBER	PCT	RATE OF PAY	REMARKS	EFFECTIVE DATE ENDING DATE
KALOUSTIAN, TIFFANY Roosevelt Elementary School	Curriculum Specialist Leave of Absence - FTE:100%	01.0-01500.0-00000-21300-1910-7420000 01.0-32120.0-00000-21300-1910-7429000	50 50	RA:005 - ST:22 STP: $1345	Parental Bonding LOA	5/19/2021 6/30/2021
CORTEZ, KIMBERLY Health Services	School Nurse - FTE:100%	01.0-32120.0-00000-31400-1216-7729000	100	RA:002 - ST:05	Child/ Parental Bonding	8/9/2021 10/29/2021

RETURN FROM LEAVE	ASSIGNMENT	APPROPRIATION NUMBER	PCT	RATE OF PAY	REMARKS	EFFECTIVE DATE ENDING DATE
KAWASAKI, JANELLE Monterey Continuation	Teacher Teacher	01.0-02200.0-32000-10000-1110-5300000	100	RA:005 - ST:11 STP: $1345		5/17/2021

Retirement

ANTTILA, Carol	Library Coordinator-Elementary	01.0-01500.0-00000-24200-2210-2140000	.6875	36-VI	D	05-27-21	Roosevelt Elementary Began service 09-24-07
JONES, Jennifer	Administrative Secretary II	01.0-00000.0-00000-72000-2410-7420000	1.0	56-VI	A	08-13-21	Instructional Services Began service 07-06-09
LUNDY, Regina	Instructional Assistant	01.0-00000.0-11100-10000-2110-2160000 01.0-01500.0-11100-10000-2110-2162000	.1875 .1875	30-VI	D	05-27-21	Washington Elementary Began service 01-08-98
MOLINA ESCOBAR, Celia	Campus Supervision Assistant	01.0-00000.0-00000-83000-2210-3220000	1.0	35-VI	D	07-29-21	Muir Middle School Began service 11-06-92
SETTLEMOIR, Theresa	Counseling Assistant	01.0-00000.0-00000-31100-2210-3220000	1.0	35-VI	B	07-03-21	Muir Middle School Began service 12-15-95
TOOLEY, Laura	Library Coordinator	01.0-00000.0-00000-242000-2210-322000	1.0	39-VI	C	07-01-21	Muir Middle School Began service 11-05-80

Resignation

CORONADO, Carolina	Instructional Assistant-Primary Language Support	01.0-01500.0-47601-10000-2110-2090000	.375	31-III	D	05-27-21	McKinley Elementary
JACKSON, Jamilla	Typist Clerk III	12.0-90601.0-00000-27000-2410-5080000 01.0-65000.0-50010-27000-2410-7440000	.21875 .21875	35-V	D	05-27-21	Horace Mann Children's Center
MARTINEZ, Stephany	Instructional Assistant	01.0-00000.0-11100-10000-2110-2140000	.3125	30-IV	D	05-27-21	Roosevelt Elementary
SMITH, Lauren	Educational Interpreter III	01.0-33100.0-57602-11104-2110-3220000	.8125	54-I	D	05-27-21	Muir Middle School

Change of Assignment – Classification/Location/FTE

BEAUREGARD, Stephanie	Payroll Technician	01.0-00000.0-00000-72000-2410-7470000	1.0	45-VI	A	07-01-20	Fiscal Services Change of start date
MARKOSIAN, Alice	Payroll Technician	01.0-00000.0-00000-72000-2410-7470000	1.0	45-VI	A	07-01-20	Fiscal Services Change of start date
RODRIGUEZ, Ignacia	Payroll Technician	01.0-00000.0-00000-72000-2410-7470000	1.0	45-VI	A	07-01-20	Fiscal Services Change of start date

Election – Hourly

AGUILAR-BARBA, Maria	Elementary School Aide	01.0-00000.0-11100-10009-2930-2051000 01.0-32120.0-00000-83000-2230-7429000	27-I	D	05-28-21 05-26-21		Bret Harte Elementary
ALBARIAN, Kaline	Community Resource Assistant	01.0-74250.0-00000-24200-2230-7409000	31-VI	D	05-28-21	06-04-21	Washington Elementary
BABAIAN, Agatia	Instructional Assistant-Children's Center	12.0-61050.1-11100-10000-2130-2050000	32-VI	A	05-01-21	06-30-21	Bret Harte Children's Center
BARRAZA, Emigdio	Community Resource Assistant	01.0-00000.0-00000-27000-2430-3201000	31-VI	D	05-01-21	05-27-21	Luther Middle School
BELTRAN, Guillermo	Lead Custodian – Secondary	01.0-90708.0-81000-50002-2240-7528000	40-VI	A	04-09-21	04-09-21	Muir Middle School
BIRKER, Heidi	Instructional Assistant – Parent Education	11.0-00639.0-41103-1000-2130-5330000	14.00	F	05-01-21	05-28-21	Burbank Adult School
BOAVENTURA-DELANOE, Licia	Elementary School Aide	01.0-32120.0-00000-83000-2230-7429000	27-V	D	05-25-21	05-26-21	Stevenson Elementary
BRYSON, Lisa	Elementary School Aide	01.0-00000.0-11100-10009-2930-2051000 01.0-32120.0-00000-83000-2230-7429000	27-III	D	05-28-21 05-26-21		Bret Harte Elementary
BURNS-TAYLOR, Laurie	Instructional Technology Media Specialist	01.0-74250.0-00000-24200-2230-7409000	38-VI	D	05-28-21		Stevenson Elementary
CADET, Junior	Middle School Aide	01.0-00000.0-11100-10009-2930-3201000	34-III	D	05-01-21	05-27-21	Luther Middle School
CARRASCO, Janel	Campus Supervision Assistant	01.0-00000.0-00000-83000-2240-4311000	35-VI	D	04-01-21	05-31-21	Burbank High School
CHASE, Kristi	Elementary School Aide	01.0-00000.0-11100-10009-2930-2061000	27-V	D	05-25-21	05-28-21	Jefferson Elementary
CHAVEZ, Adriana	Community Resource Assistant	01.0-74250.0-00000-24200-2230-7409000	31-VI	D	05-28-21	06-04-21	Washington Elementary
CHAVEZ, Edith	Intervention Specialist For At-Risk Students	01.0-74250.0-00000-24200-2230-7409000	53-VI	D	05-28-21	06-04-21	Washington Elementary
COCA, Leslie	Instructional Assistant-English Language Development	01.0-01501.0-47600-10000-2130-2060000	32-VI	D	05-01-21	05-31-21	Jefferson Elementary

Election – Hourly (Continued)

COLSON, Mary	Elementary School Aide	01.0-00000.0-11100-10009-2930-2051000 01.0-32120.0-00000-83000-2230-7429000	27-V	D	05-28-21 05-26-21		Bret Harte Elementary
CURRAN, Ryan	Instructional Assistant Children's Center	01.0-00000.0-11100-10009-2960-7552000	32-I	G	05-21-21		Children's Center
DANAO, Zulieka	Instructional Assistant-Children's Center	12.0-61050.1-11100-10000-2130-2050000	32-VI	D	05-20-21		Bret Harte Children's Center
DUENAS, Christina	Middle School Aide	01.0-00000.0-11100-10009-2930-3201000	34-IV	D	05-01-21	05-27-21	Luther Middle School
ERMINO, Gilda	Instructional Assistant-Children's Center	12.0-61050.1-11100-10000-2130-2160000	32-III	A	05-03-21	05-07-21	Washington Children's Center
ESTEVEZ, Zaola	Elementary School Aide	01.0-32120.0-00000-83000-2230-7429000	27-I	D	05-26-21		Washington Elementary
GREAVES, Margaret	Budget/Accounting Technician	01.0-00000.0-00000-72000-2440-7471000	48-VI	A	05-20-21	05-20-21	Fiscal Services
JOHNSON, Kimberly	Campus Supervision Assistant	01.0-00000.0-00000-83000-2240-4311000	35-VI	D	05-01-21	05-31-21	Burbank High School
KUKAWSKI, John	Campus Supervision Assistant	01.0-00000.0-00000-83000-2240-4311000	35-IV	D	05-01-21	05-31-21	Burbank High School
McDONALD, Cheryl	Campus Supervision Assistant	01.0-32120.0-00000-83000-2230-7409000	35-VI	D	05-28-21	05-28-21	Huerta Middle School
MORRISON, Rosemary	Instructional Technology Media Specialist	01.0-74250.0-00000-24200-2230-7409000 01.0-00000.0-00000-27000-2230-2011000	38-VI	D	05-03-21 06-01-21	06-30-21 06-30-21	Disney Elementary
NERCESSIAN-KATALARIS, Maro	Campus Supervision Assistant	01.0-32120.0-00000-27000-2430-7409000	35-I	G	05-20-21	05-28-21	Burroughs High School
PRECIADO, Gabriela	Elementary School Aide	01.0-00000.0-11100-10009-2930-2061000	27-V	D	05-25-21	05-28-21	Jefferson Elementary
ROMERO, Cindy	Elementary School Aide	01.0-32120.0-00000-83000-2230-7429000	27-V	D	05-26-21		Washington Elementary
SHIRVANI, Araks	Instructional Assistant-Children's Center	12.0-90602.0-11100-10000-2130-2100000	32-V	D	05-01-21	05-28-21	Miller Around the Bell
SIMMONS, Vivian	Elementary School Aide	01.0-00000.0-11100-10009-2930-2051000 01.0-32120.0-00000-83000-2230-7429000	27-III	D	05-28-21 05-26-21		Bret Harte Elementary

Election – Hourly (Continued)

SMITH, Kristie	Attendance Clerk	01.0-00000.0-00000-27000-2430-3211000	33-II	B	05-06-21	05-07-21	Huerta Middle School
VAUGHNS, Regina	Educational Interpreter III	01.0-65000.0-57602-11104-2130-7440000	54-III	D	05-28-21	06-30-21	Special Education
WIERBILIS, Jana	Elementary School Aide	01.0-00000.0-11100-100009-2930-2061000	27-V	D	05-25-21	05-28-21	Jefferson Elementary

Election – Summer School

ARMENTA, Brenda	Food Service Supervisor II	13.0-53100.0-00000-37000-2330-7498000	S-V	D	06-01-21	07-12-21	Muir Middle School
AZNAVOUR, Yeran	Food Service Assistant	13.0-53100.0-00000-37000-2230-7498000	27-I	D	06-01-21	07-12-21	Luther Middle School
BARTA, Peggy	Food Service Assistant	13.0-53100.0-00000-37000-2330-7498000	27-VI	D	06-07-21	07-09-21	Magnolia Park
BURKHART, Shari	Food Service Field Supervisor	13.0-53100.0-00000-37000-2230-7498000	H-VII	D	06-11-21	07-12-21	Food Services
CHORA, Josefina	Food Service Assistant	13.0-53100.0-00000-37000-2330-7498000	27-I	D	06-01-21	07-12-21	Muir Middle School
HUIZAR, Lanell	Food Service Supervisor III	13.0-53100.0-00000-37000-2330-7498000	R-VII	D	06-01-21	07-12-21	Luther Middle School

Election – Student Helpers

HERNANDEZ, Justin Kevin	YETP Student Worker	01.0-58100.0-57602-11100-2933-7440000	14.00	F	06-01-21	06-30-21	Special Education
JIMENEZ, Juan P	Grounds Technician	01.0-90708.0-81000-50002-2240-7528000	40-VI	A	04-24-21	04-24-21	Facilities Services
KRAILO, Cathy	Guidance Program Technician	01.0-00000.0-00000-77000-2440-7421000	42-VI	B	05-01-21	05-31-21	Instructional Services
MANRIQUEZ, Arly	YETP Student Worker	01.0-58100.0-57602-11100-2933-7440000	14.00	F	07-01-21	06-30-22	Special Education
McCORKLE, Stephanie	Campus Supervision Assistant	01.0-00000.0-00000-83000-2230-3201000	35-VI	D	05-01-21	05-27-21	Luther Middle School
POZOS, Salvador	Custodian	01.0-90708.0-81000-50002-2240-7528000	35-VI	A	04-24-21	04-24-21	Luther Middle School
RODRIGUEZ, Pablo	YETP Student Worker	01.0-58100.0-57602-11100-2933-7440000	14.00	F	06-01-21	06-30-21	Special Education

Election – Student Helpers (Continued)

SILVA, Aidan Timothy	YETP Student Worker	01.0-58100.0-57602-11100-2933-7440000	14.00	F	06-01-21	06-30-21	Special Education
TORRES, Jorge	Custodian	010.-90708.0-81000-50002-2240-7528000	35-VI	A	04-09-21	04-09-21	Muir Middle School
ZAIZAR, Dominic Armondo	YETP Student Worker	01.0-58100.0-57602-11100-2933-7440000	14.00	F	06-01-21	06-30-21	Special Education

Election – Walk on Coach

ASHBY, Robert D	Short Term Athletic	01.0-90904.0-11100-41000-2930-4318100	14.00	F	05-01-21	05-31-21	Burbank High School
BELTRAN, Daisy	Short Term Athletic	01.0-90201.0-15001-42000-2171-4318711	14.00	F	05-01-21	05-31-21	Burbank High School
DAVIS, Peter John	Short Term Athletic	01.0-90201.0-15001-42000-2171-4318711	14.00	F	05-01-21	05-31-21	Burbank High School
ESTRADA, Blake Jonathon	Short Term Performing Arts	01.0-90201.0-17006-41002-2171-4328500	14.00	F	05-01-21	05-31-21	Burroughs High School
LANE, Barney Everett	Short Term Performing Arts	01.0-00000.0-17006-41000-2171-3220000	14.00	F	05-01-21	05-27-21	Muir Middle School
MOORE PRYOR, Andascha Imani	Short Term Athletic	01.0-90201.0-15001-42000-2171-4318711	14.00	F	05-01-21	05-31-21	Burbank High School
ORTEGA-JENNISON	Short Term Athletic	01.0-00000.0-15001-42002-2171-4320000	14.00	F	05-22-21	05-22-21	Burroughs High School
SOSA, Sidney James	Short Term Performing Arts	01.0-90904.0-17007-41001-2171-3208100	14.00	F	11-01-20	05-30-21	Luther Middle School
UVAS, Patrick	Short Term Performing Arts	01.0-90201.0-17006-41002-2171-4328500	14.00	F	05-01-21	05-30-21	Burroughs High School
VILLEGAS, Sandra E	Short Term Performing Arts	01.0-90201.0-17006-41002-2171-4328500	14.00	F	05-01-21	05-31-21	Burroughs High School

Signature Sarah Niemann

Title: Assistant Superintendent, Human Resources Services

BURBANK UNIFIED SCHOOL DISTRICT

BOARD DETAIL REPORT

Printed between 05/11/2021 & 05/17/2021

PO Number	Vendor	Description	Site	Fund	Total Amount
21000054	SOUTHWEST SCHOOL & OFFICE SUPPLY	C/O 1: INCREASE BY $2,500.00; 2020-21 BLANKET ORDER; OFFICE AND CLASSROOM SUPPLIES	JEFFERSON ELEMENTARY	010	$5,500.00
21000063	OFFICE DEPOT/ BUSINESS SERVICES DIVISION	C/O 1: INCREASE BY $2,000.00; 2020-21 BLANKET ORDER; OFFICE AND CLASSROOM SUPPLIES	JEFFERSON ELEMENTARY	010	$5,000.00
21000454	MYBURBANK.COM INC.	C/O 1: INCREASE BY $300.00; 2020-21 BLANKET ORDER; ADVERTISING ON "MYBURBANK.COM" WEBSITE	SUPERINTENDENT´S OFFICE	010	$800.00
21000461	SOUTHWEST SCHOOL & OFFICE SUPPLY	C/O 2: REDUCE BY $850.00; 2020-21 BLANKET ORDER; OFFICE AND CLASSROOM SUPPLIES; CHILD DEVELOPMENT FUNDS	WASHINGTON CHILDREN´S CENTER	120	$0.02
21000463	SOUTHWEST SCHOOL & OFFICE SUPPLY	C/O 1: INCREASE BY $912.00; 2020-21 BLANKET ORDER; OFFICE AND CLASSROOM SUPPLIES; CHILD DEVELOPMENT FUNDS	BRET HARTE CHILDREN´S CENTER	120	$1,912.00
21000576	CSM CONSULTING INC	C/O 1: INCREASE BY $12,241.62; PROFESSIONAL SERVICES AGREEMENT; E-RATE CONSULTANT; SPECIAL RESERVE FUND FOR CAPITAL OUTLAY PROJECTS; BOARD APPROVED 6/4/20	TECHNOLOGY SERVICES	400	$20,741.62
21000818	CLARK, KARA	C/O 1: REVISE ACCOUNT STRINGS; 2020-21 BLANKET ORDER; REIMBURSEMENT TO TEACHER FOR MATERIALS & SUPPLIES; CTE FUNDS	JOHN BURROUGHS HIGH SCHOOL	010	$4,500.00
21001591	SUNBELT CONTROLS INC	FACILITY REPAIR BY VENDOR	FACILITIES SERVICES	010	$1,155.00
21002813	AMAZON CAPITAL SERVICES	C/O 1: CANCEL ORDER; AUDIO VISUAL SUPPLY	BURBANK HIGH SCHOOL	010	$143.31
21002931	AV PARTY RENTAL INC	C/O 2: REDUCE ORDER BY $75.00; CHAIR RENTAL	MILLER ELEMENTARY	010	$258.00
21002943	AMAZON CAPITAL SERVICES	C/O 1: REDUCE BY $28.65; TECHNOLOGY SUPPLIES	MILLER ELEMENTARY	010	$114.62
21003028	UME FEDERAL CREDIT UNION	C/O 1: INCREASE ORDER BY $7.41; STUDENT AWARDS	PROVIDENCIA ELEMENTARY	010	$136.66
21003145	AMAZON CAPITAL SERVICES	C/O 2: CANCEL ITEM; CLASSROOM, OFFICE AND PHYSICAL EDUCATION SUPPLIES	MONTEREY HIGH SCHOOL	010	$746.64
21003201	AV PARTY RENTAL INC	C/O 1: INCREASE ORDER BY $54.00; CHAIR RENTAL; GIFT FUNDS	BRET HARTE ELEMENTARY	010	$292.00
21003385	AMAZON CAPITAL SERVICES	TECHNOLOGY SUPPLIES	JOHN BURROUGHS HIGH SCHOOL	010	$270.43
21003386	APPLE COMPUTER ED SALES	COMPUTER EQUIPMENT; TITLE I FUNDS	LUTHER BURBANK MIDDLE SCHOOL	010	$2,122.45
21003387	AMAZON CAPITAL SERVICES	OFFICE SUPPLIES	JOHN BURROUGHS HIGH SCHOOL	010	$23.87
21003388	OFFICE DEPOT/ BUSINESS SERVICES DIVISION	CLASSROOM SUPPLIES; SUMMER SCHOOL; ELO GRANT	BRET HARTE ELEMENTARY	010	$2,721.80
21003389	OFFICE DEPOT/ BUSINESS SERVICES DIVISION	CLASSROOM SUPPLIES; SUMMER SCHOOL; ELO GRANT	MILLER ELEMENTARY	010	$2,655.50
21003390	OFFICE DEPOT/ BUSINESS SERVICES DIVISION	CLASSROOM SUPPLIES; SUMMER SCHOOL; ELO GRANT	MC KINLEY ELEMENTARY	010	$2,081.65

BURBANK UNIFIED SCHOOL DISTRICT

BOARD DETAIL REPORT

Printed between 05/11/2021 & 05/17/2021

PO Number	Vendor	Description	Site	Fund	Total Amount
21003391	AMAZON CAPITAL SERVICES	OFFICE SUPPLIES	JOHN BURROUGHS HIGH SCHOOL	010	$17.11
21003392	CARDIT4KIDS	SCHOOL RETURN SUPPLIES	EMERSON ELEMENTARY	010	$166.50
21003393	ASCD	BOOKS	JOHN BURROUGHS HIGH SCHOOL	010	$1,378.50
21003394	AMAZON CAPITAL SERVICES	BOOKS AND INSTRUCTIONAL MATERIALS; ELO GRANT	BRET HARTE ELEMENTARY	010	$1,323.74
21003395	OFFICE DEPOT/ BUSINESS SERVICES DIVISION	CLASSROOM SUPPLIES; DUAL IMMERSION SUMMER SCHOOL; ELO GRANT	MC KINLEY ELEMENTARY	010	$967.30
21003401	AMAZON CAPITAL SERVICES	PROMOTION SUPPLIES	LUTHER BURBANK MIDDLE SCHOOL	010	$613.09
21003402	OFFICE DEPOT/ BUSINESS SERVICES DIVISION	OFFICE SUPPLIES; CRF FUNDS	INSTRUCTIONAL SERVICES	010	$297.71
21003403	ULINE - Attn: ACCOUNTS RECEIVABLES	TECHNOLOGY SUPPLIES	TECHNOLOGY SERVICES	010	$647.31
21003404	UME FEDERAL CREDIT UNION	SOFTWARE LICENSE; BOARD APPROVED 6/18/20	TECHNOLOGY SERVICES	010	$8.47
21003405	ULINE - Attn: ACCOUNTS RECEIVABLES	OFFICE SUPPLIES	COMMUNITY DAY SCHOOL	010	$332.74
21003406	AMAZON CAPITAL SERVICES	BOOKS	JOHN BURROUGHS HIGH SCHOOL	010	$17.34
21003407	AMAZON CAPITAL SERVICES	CLASSROOM SUPPLIES	PROVIDENCIA ELEMENTARY	010	$92.57
21003408	STAPLES BUSINESS ADVANTAGE	CLASSROOM SUPPLIES	COMMUNITY DAY SCHOOL	010	$93.77
21003409	AMAZON CAPITAL SERVICES	CLASSROOM SUPPLIES	COMMUNITY DAY SCHOOL	010	$12.78
21003410	STAPLES BUSINESS ADVANTAGE	CLASSROOM SUPPLIES AND EQUIPMENT	COMMUNITY DAY SCHOOL	010	$354.42
21003411	LAKESHORE CURRICULUM MATERIAL	CLASSROOM SUPPLIES; SPECIAL EDUCATION FUNDS	HORACE MANN CHILDREN´S CENTER	010	$700.76
21003412	GRITZEWSKY, ERNIE T.	CONSULTANT AGREEMENT; STUDENT ASSEMBLY AND TEACHER TRAINING; TITLE I FUNDS; BOARD APPROVED 5/6/21	LUTHER BURBANK MIDDLE SCHOOL	010	$3,000.00
21003413	THE MUSIC CENTER	CONSULTANT AGREEMENT; MULTICULTURAL VIRTUAL ASSEMBLY SERVICES; FILM LA FUNDS; BOARD APPROVED 2/18/21	LUTHER BURBANK MIDDLE SCHOOL	010	$100.00
21003414	DR CARLOS A FLORES	CONSULTANT AGREEMENT; PSYCHOEDUCATIONAL EVALUATION SERVICES; SPECIAL EDUCATION FUNDS; BOARD APPROVED 5/6/21	SPECIAL EDUCATION	010	$5,000.00
21003415	DALIAN, SUSAN	CONSULTANT AGREEMENT; THEATRE ARTS TEACHING SERVICES; SPECIAL EDUCATION FUNDS; BOARD APPROVED 4/15/21	MAGNOLIA PARK	010	$450.00
21003416	AREY JONES EDUCATIONAL SOLUTIONS	TECHNOLOGY SUPPLIES	JOHN BURROUGHS HIGH SCHOOL	010	$27.56

BURBANK UNIFIED SCHOOL DISTRICT

BOARD DETAIL REPORT

Printed between 05/11/2021 & 05/17/2021

PO Number	Vendor	Description	Site	Fund	Total Amount
21003417	HOWITT, ELAYNE	REIMBURSEMENT TO SPECIAL EDUCATION TEACHER FOR INSTRUCTIONAL MATERIALS; GEER FUNDS	BURBANK ADULT SCHOOL	010	$240.55
21003418	HOWARD, COREY	REIMBURSEMENT TO TITLE I COORDINATOR FOR STAFF APPRECIATION SUPPLIES; GIFT FUNDS	MUIR MIDDLE SCHOOL	010	$276.33
21003419	CELAYA, CATHERINE	REIMBURSEMENT TO ASSISTANT PRINCIPAL FOR TEACHER APPRECIATION SUPPLIES; GIFT FUNDS	MUIR MIDDLE SCHOOL	010	$1,461.23
21003420	OFFICE DEPOT/ BUSINESS SERVICES DIVISION	OFFICE SUPPLY	PURCHASING SERVICES	010	$48.63
		PO Count:	**45**	**Total:**	**$68,803.98**

Printed between 05/11/2021 & 05/17/2021

BOARD FUND SUMMARY

Fund	Description	PO Count	Total Fund Amount
010	General Fund - Unrestricted	42	$46,150.34
120	Child Development Fund	2	$1,912.02
400	Special Res./for Cap. Outlay	1	$20,741.62
		Total:	**$68,803.98**

6/17/2021

To the Superintendent of Schools:

Request for the authorization of the following warrants is presented for your approval subject to the action of the Board of Education.

Warrants	Payroll		Warrants	Commercial	
6908215	6908223		26344888	26344946	
6910576	6910717		598084	598084	
6913887	6913890		26346885	26346909	
6915692	6915719		26348573	26348575	
6918407	6918443		598582	598582	
6920288	6920289		26350095	26350111	
3102666	3103353		26360495	26360500	
3118697	3118703		26361896	26361929	
3128841	3129535		599602	599602	
3153230	3153320		26363710	26363730	
			26365124	26365151	
			26367237	26367251	
			600350	600350	
			26368870	26368884	
			26370351	26370373	
			26373061	26373097	
			601862	601972	
			26374649	26374670	

5/14/21 - 6/1/21	**$**	**7,681,056.29**	**5/13/21 - 6/1/21**	**$**	**2,011,988.28**

Burbank Unified School District
Instructional Services
REPORT TO THE BOARD

TO:	Members of the Board of Education
FROM:	Sharon Cuseo, Assistant Superintendent, Instructional Services
PREPARED BY:	Sharon Cuseo, Assistant Superintendent, Instructional Services
SUBMITTED BY:	Jenny Jones, Administrative Secretary II
DATE:	June 17, 2021
SUBJECT:	Ratification of 2021-2022 Carl D. Perkins Career and Technical Education Grant Application

Background:

In June 2021, the District applied to receive funding under the Strengthening Career and Technical Education for the 21st Century Act (Perkins V). This is a federal grant that enables the district to support Career Technical Education Pathways at both the high schools and middle schools. The grant is to support the District's efforts in providing a program that prepares students for real employment in the local region. It requires attention to special populations and their participation and performance in the district program. It also encourages community input from a wide variety of stakeholders. In order to meet this requirement, the District holds two Career Technical Educational Advisory Committee meetings a year.

District Wide Goals for 2020-2021:

5.5 Increase student opportunities for achievement and success in Career Technical Education (CTE) classes/programs.

Discussion/Issues:

The District's Perkins plan is annually discussed at the Verdugo School-to-Career Coalition to comply with requirements that the plan be reviewed by parents, representatives of special populations, representatives of the Employee Development and Department of Rehabilitation, and individuals involved in the evaluation of career technical programs. This year's application identifies the District's career technical education programs and describes the activities that, following federal guidelines, these funds will be used to support. These include the following:

- Instructional materials to support career technical programs
- Materials and equipment for the development and expansion of these programs
- Modernization of instructional equipment in high school programs
- Elimination of barriers to special populations
- Professional development with an emphasis on career pathways to postsecondary education
- Integration of academic and career technical curriculum

In receiving these funds, the District agrees to annually report on progress toward meeting Perkins Quality Indicators.

These are the new targets:

Indicator	Baseline	2020	2021
1S1: Four-Year Graduation Rate	88.10%	89.10%	89.10%
2S1: Academic Proficiency in Reading Language Arts	60.60	62%	62%
2S2: Academic Proficiency in Mathematics	33%	34.5%	34.5%
2S3: Academic Proficiency in Science	27.7%	28.2%	28.2%
3S1: Post-Program Placement	67.2%	68%	68%
4S1: Non-Traditional Program Concentration	20.8%	20.8%	20.8%
5S2: Program Quality-Attained Postsecondary credits	21.6%	23.9%	23.9%

Below is a chart of the allocations in the application per site and by industry sector and career pathway.

SITE	INDUSTRY SECTOR	CAREER PATHWAY	COST
Across Multiple Sectors		Indirect Costs	$3,725
Across Multiple Sectors		Extra hourly & Benefits – Skills USA	$17,646
BHS	Health Science & Medical Technology	Patient Care	$6,492
BHS	Hospitality, Tourism & Recreation	Culinary Arts	$5,280
BHS	Arts, Media & Entertainment	Design, Visual & Media Arts	$3,414
JBHS	Building & Construction Trades	Cabinetry, Millwork, and Woodworking	$2,339
JBHS	Arts, Media & Entertainment	Design, Visual, and Media Arts	$4,776
JBHS	Hospitality, Tourism & Recreation	Food Science, Dietetics and Nutrition	$1,352
JBHS	Transportation	Systems Diagnostics, Service and Repair	$3,000
JBHS	Information & Communication Technologies	Information Support & Services	$2,480
Dolores Huerta	Arts, Media & Entertainment	Design, Visual, and Media Arts	$6,317
Dolores Huerta	Hospitality, Tourism & Recreation	Food Service & Hospitality	$2,166
Luther	Arts, Media & Entertainment	Design, Visual and Media Arts	$3,441
Luther	Engineering and Architecture	Engineering Design	$2,190
Luther	Hospitality, Tourism & Recreation	Food Service & Hospitality	$3,470

Muir	Arts, Media & Entertainment	Design, Visual and Media Arts	$3,159
Muir	Engineering and Architecture	Engineering Design	$3,350
Muir	Hospitality, Tourism and Recreation	Food Service & Hospitality	$3,647
		TOTAL	**$78,244**

Fiscal Impact:

Applications were due to the State by June 4, 2021. The Grant Award Notification will be sent after the application has been processed for $78,244.

Recommendation:

Sharon Cuseo, Assistant Superintendent, Instructional Services, recommends that the Board of Education ratify the application for the Carl D. Perkins Career and Technical Education Grant for the 2021-2022 school year, effective June 4, 2021 and that authority to sign the application be exercised pursuant to BUSD – AR 3314, as presented.

Burbank Unified School District
Instructional Services
REPORT TO THE BOARD

TO:	Members of the Board of Education
FROM :	Sharon Cuseo, Assistant Superintendent, Instructional Services
PREPARED BY:	Peggy Flynn, Arts and Career Technical Education Coordinator
SUBMITTED BY:	Jenny Jones, Administrative Secretary II
DATE:	June 17, 2021
SUBJECT:	Approval of Renewal of Bertrand's Music Contract (RFP : ID# 1819-009), Band and Orchestral Instruments (Music is Instrumental Funds)

Background:

In 2004, The Los Angeles County Arts Commission invited the Burbank Unified School District to participate in the 2004/2005 Community Arts Education Project (CAEP), a key strategy in *Arts for All: Los Angeles County Regional Blueprint for Arts Education*. Arts for All (AFA) is a 10-year strategic plan to restore dance, music, theatre, and visual arts to the classroom, within the school day in Los Angeles County, and provides technical assistance to school districts to build their capacity to provide arts education through the adoption of a policy, a long-range plan and a budget. Districts that participate in the project become eligible to access funds from the Arts for All Pooled Fund. The stated mission of *Arts for All: Los Angeles County Regional Blueprint for Arts Education:* "To bring about systemic change in the 82 school districts of Los Angeles County in order to implement comprehensive, sequential K-12 arts education for every public school student in the County, adopting curricula in alignment with the State Board of Education-approved Visual and Performing Arts (VAPA) Framework." The Burbank Unified School District was selected based on demonstrated leadership, readiness to engage in an arts education planning process, and strong indicators of district and community support. In December 2005 the Burbank Unified School District adopted a strategic plan that outlined goals in six focus areas: Curriculum Development and Assessment; Professional Development, Program Administration and Personnel, Instructional Materials and Equipment, Partnerships and Collaborations, and Funding. Focus Area 7: Communication Strategies and Goals was added by the Arts for All Steering Committee in May 2007. In March 2012 Burbank Unified convened a second community arts advisory team to collaborate on an update to the BUSD Arts for All Plan. In January 2016, Burbank Unified convened a third community arts advisory team to update the 2012-2022 Arts for All Plan. The Burbank Board of Education approved the updates and requested that a 3-year working plan be developed that prioritized goals within the larger 10-year plan. In June 2017, the Burbank Board of Education approved a working plan prioritizing arts goal implementation actions between 2017-2020.

2020-2021 District-Wide Goals

4.2 Maintain an inventory and a budget and develop a plan for maintenance and repair/replacement of instrumental music equipment.

Discussion/Issues

In 2017, the Burbank Board of Education approved the following priority BUSD Arts for All goals:

- Priority: Provide weekly music instruction for all JK-5 students.
- Priority: Explore options for providing elementary instrumental instruction for grades 4 and 5.
- Priority: Provide dance instruction in all middle schools.
- Priority: Provide theatre arts instruction in all middle schools.
- Priority: Develop orchestra programs for Jordan, Luther, and John Burroughs schools.
- Priority: Establish a districtwide digital inventory of secondary and elementary music instruments.
- Priority: Create a three year plan for addressing instrument repair and replacement needs.
- Priority: Provide access to standards based VAPA instruction for all SEED program students.
- Priority: Provide access to standards based VAPA instruction for all FACTS program students.

Burbank Unified School District ARTS FOR ALL department worked with teachers, parents, students, local business, civic leaders, and non-profit partners to develop a coordinated, collective impact campaign known as "Music is Instrumental". More than $127,000 was raised between October 2017 and May 2018 with 70% ($88,900) designated for the purchase of new instruments and 30% ($38,100) for the repair of identified District inventory needs. Grants and donations from the Los Angeles County Arts Commission, Supervisor Kathryn Barger's office, LOGIX Credit Union, Burbank Arts for All Foundation, Burbank Noon Kiwanis, the 1000 for $100 direct ask project, were supplemented by proceeds from the culminating "Music is Instrumental Benefit Concert" with Musicians at Play on May 11, 2018 at Burbank High School.

In July 2018, the Burbank Unified School District issued a Request for Proposals ID#: 1819-009 inviting vendors to submit bids based on overall instrument inventory identified needs. Bidders submitted proposals detailing price quotes and related services on August 10, 2018. Bids were reviewed with Purchasing staff, BUSD Arts for All staff, and instrumental music teachers who selected a vendor for recommendation to the Burbank Board of Education. Bertrand's Music was selected as the vendor and approved by the Board of Education on August 16, 2018. The relationship and experience of working with Bertrand's Music has been extremely positive.

The Burbank Unified School District Arts for All Department would like extend the contract agreement with Bertrand's Music for the 2019-2021 school years, (RFP: ID# 1819-009).

Fiscal Impact:

In 2016, BUSD's need for repair and/or replacement of secondary instrumental inventories was $1.2 million. In 2017 the Board of Education approved a 3 Year Arts for All Plan detailing priority goals from the 2012-2022 BUSD Arts for All Strategic Plan, including fundraising for instrument repair and replacement.

Since adoption of the 3 Year Priority Plan, BUSD Arts for All and community partners have raised $289,000 to improve student access to well-functioning, well maintained instruments. Our partner contract with Bertrand's Music has made it possible to maximize funding to achieve our goals faster.

Recommendation:

Sharon Cuseo, Assistant Superintendent, Instructional Services, recommends that the Board of Education renew the awarded contract between the Burbank Unified School District and Bertrand's Music (RFP: ID# 1819-009), to provide new and replacement instruments for secondary instrumental instruction programs, effective June 18, 2021 through June 30, 2022, with an option to extend for additional years as needed, and that the authority to sign the agreement be exercised pursuant to BUSD-AR 3314, as presented.

Band and Orchestral Instruments-Request for Unit Price Bid Proposal					
No. RFP 1819-009					
August 8th 2018					
Bertrand's Music					
2618 Burbank Blvd, Burbank, CA 91505					
(818) 848-9665				2019-2020	2021
Middle School	High School	Brand	Model	Price	Price
Flute		Yamaha	YFI-200AD	387.45	405
Flute		Armstrong	FLSOL301	383.25	400
Bb Clarinet		Yamaha	YCL-200ADII	407.4	426
Bb Clarinet		Selmer	CLSOL300R	470.4	492
Eb Alto Saxes		Selmer	ASOL300A	995.4	1040
Eb Alto Saxes		Yamaha	YAS-200ADII	974.4	1018
Bb Trumpets		Bach	TRSOL300H2	513.45	537
Bb Trumpets		Yamaha	YTR-200ADII	518.7	542
Trombone		Yamaha	YSL-200AD	518.7	542
Trombone		Bach	TBSOL310	528.15	552
Oboe		Tribert-**Full cons**	OB330	1992.9	2083
Piccolo		Juptier	JPC1010	603.75	631
Piccolo		Yamaha	YPC32	719.25	752
Bassoon		Selmer	1432B	4193.7	4382
Alto Clarinet		LeBlanc	L7165	1687.35	1763
Bb bass clarinets		LeBlanc	L7168	1766.1	1846
Bb bass clarinets		Juptier	JBC1000N	1603.35	1676
Bb TENOR SAXES		Selmer	TSOL300A	1263.15	1320
Bb TENOR SAXES		Yamaha	YTS-200AD	1209.6	1264
Eb baritone saxes		Juptier	JBS1000	2951.55	3084
Eb baritone saxes		Selmer	BS400	3388.35	3541
Single French horns		Juptier	JHR700	1415.4	1479
Double French horms		Juptier	JHR1100	2412.9	2521
Baritone/Euphonium horns		Juptier	JEP700	1316.7	1376
3⁄4 Size tubas		Juptier	JTU700	2412.9	2521
Full size tubas		Juptier	JTU1010	3861.9	4036
Bass Amps		Orange	CRUSH-BASS-25	207.9	217
Electric Bass		Yamaha	TRBX304BL	312.9	327

Full drum set (snare frum, bass,two mounted tom-toms, floor, tom, hi-hat cymbals, crash and, ride cymbals)		Mapex	AR529S, HP8005, A20579-11	1677.9	1753
Timpani (23”, 26”, 29”. 32”)		Yamaha	TP3304CS	8204.7	8574
Orchestra Bells		Majestic	B3525S	1079.4	1128
Xylophone		Majestic	X6535D	1677.9	1753
Portable Bell Kits (for percussion)		Mapex	MPK32PC	197.4	206
Concert Snare Drums		Yamaha	CSM1450AII	478.8	500
Suspended Cymbal		Zildjian	S18SUS	145.95	153
Tambournies		LP	TAB1BK	19.95	21
Cellos		Pegasus	C544	680.4	711
Violas		Pegasus	VA814	417.9	437
Violins		Pegasus	V84/4	365.4	382
Double Upright Bass		Pegasus	VB70	1152.9	1205
	Flute	Yamaha	YFI-200AD	387.45	405
	Flute	Yamaha	YFL-372HAL	1362.9	1424
	Flute	Armstrong	FLSOL301	383.25	400
	Piccolo	Juptier	JPC1010	603.75	631
	Piccolo	Yamaha	YPC32	719.25	752
	Oboe	Tribert-**Full cons**	OB330	1992.9	2083
	English Horns	Tribert	EH500	3861.9	4036
	Bassoon	Selmer	1432B	4008.9	4189
	Bb Clarinet	Selmer	CLSOL300R	470.4	492
	Bb Clarinet	Yamaha	YCL-550	1466.85	1533
	Bb Clarinet	Yamaha	YCL-200ADII	407.4	426
	Bass Clarinet	Juptier	JBC1000N	1603.35	1676
	Bass Clarinet	LeBlanc	L7168	1766.1	1846
	Eb Alto Sax	Selmer	ASOL300A	995.4	1040
	Eb Alto Sax	Yamaha	YAS-580AL	1990.8	2080
	Eb Alto Sax	Yamaha	YAS-200ADII	974.4	1018
	Tenor Sax	Yamaha	YTS-580AL	2285.85	2389
	Tenor Sax	Selmer	TSOL300A	1263.15	1320
	Tenor Sax	Yamaha	YTS-200AD	1209.6	1264
	Baritone Sax	Juptier	JBS1000	2951.55	3084
	Baritone Sax	Yamaha	YBS-52	5027.4	5254

	Baritone Sax	Selmer	BS400	3388.35	3541
	Trumpet	Yamaha	YTR-200ADII	518.7	542
	Trumpet	Yamaha	YTR-5335GSIIAL	1360.8	1422
	Trumpet	Bach	TRSOL300H2	513.45	537
	Double French Horns	Conn	8D	4071.9	4255
	Double French Horns	Holton	H179	3881.85	4057
	Double French Horns	Juptier	JHR1100	2412.9	2521
	Marching French Horns	Yamaha	YHR-302MS	1880.55	1965
	Marching French Horns	King	1122SP	2026.5	2118
	Trigger Trombone	Yamaha	YSL-548GOAL	1708.35	1785
	Trigger Trombone	Bach	TBSOL210	1604.4	1677
	Bass Trombone	Yamaha	YBL-830	4045.65	4228
	Bass Trombone	Bach	50B	3021.9	3158
	Euphonium	Yamaha	YEP-321	2071.65	2165
	Euphonium	Juptier	JEP700	1316.7	1376
	Marching Baritone	Yamaha	YBH-301MS	2159.85	2257
	Marching Baritone	King	1124SP	2209.2	2309
	Sousaphone	Yamaha	YSH-411WC	6616.05	6914
	Sousaphone	Conn	20K	6534.15	6828
	Tubas (4 valve)	Yamaha	YBB-321WC	5223.75	5459
	Tubas (4 valve)	Eastman	EBB534	3914.4	4091
	Tubas (4 valve)	Juptier	JTU1010	3861.9	4036
	Timpani = 1 set of 4 (23’ 26’ 29’ 32'	Yamaha	TP3304CS	8204.7	8574
	Concert Snare Drums - w/stand	Yamaha	CSM1450AII	478.8	500
	Concert Bass Drum - w/stand		CBD3622TS	1310.4	1369
	Orchestra Bells - 1 set w/stand	Majestic	B3525S	1079.4	1128
	Vibraphone - 1 w/stand	Majestic	V7530G	4124.4	4310
	Marimba - 1 w/stand	Majestic	M6543D	2882.25	3012
	Xylophone - 1 w/stand	Majestic	X6535D	1677.9	1753
	Chimes - 1 set	Musser	M661C	5612.25	5865
	Crash Cymbals - 1 pair	Zildjian	A0479	522.9	546
	Suspended Cymbals - 2 w/stands	Zildjian	A0419, C1030SC	806.4	843
	Marching Snares - w/harnessess	Yamaha	MS-9314A	837.9	876
	Marching Bass Drums = 5 w/harness	Yamaha	MB-8320A through MB-8328A	4092.9	4277
	Marching 5-drum multi-toms, known as "quints" - w/harness	Yamaha	MQT-68023A	1394.4	1457
	Marching cymbals - 2 pairs		A0483	982.8	1027

	Outdoor timps = set of 3 (23’ 26’ 29'	Yamaha	TP3304CS	8204.7	8574
	Marching bells - w/harness	Musser	M65V	1152.9	1205
	Outdoor Vibraphone - w/stand and outdoor wheels	Majestic	V1530S	4155.9	4343
	Outdoor Xylophone - w/stand and outdoor wheels	Majestic	X1535P	2433.9	2543
	Outdoor Marimba - 1 w/stand and outdoor wheels	Majestic	M1543P	4320.75	4515
	Bass Guitars (electric)	Yamaha	TRBX604FMMA	528.15	552
	Bass Guitars (electric)	Yamaha	TRBX304BL	312.9	327
	Bass Amp	Orange	CRUSH-BASS-100	575.4	601
	Bass Amp	Orange	CRUSH-BASS-25	207.9	217
	Guitar (electric hollow body)	Seagull	MKHYSSPB	575.4	601
	Guitar amps	Orange	CRUSH35RT	239.4	250
	Keyboard	Yamaha	P125	554.4	579
	Keyboard amp	Roland	KC200	417.9	437
	Full Drum set	Mapex	AR529S, HP8005, A20579-11	1677.9	1753
	Congas = 1 set of 2 drums	Latin Per	LPA647	480.9	503
	Violin	Pegasus	V94/4	521.85	545
	Violin	Pegasus	V84/4	365.4	382
	Viola	Pegasus	VA914	574.35	600
	Viola	Pegasus	VA814	417.9	437
	Cello	Pegasus	C94/4	1298.85	1357
	Cello	Pegasus	C544	680.4	711
	Bass	Pegasus	BA-8	2357.25	2463
	Bass	Pegasus	VB70	1152.9	1205
	Violin bows (replacement	Coda Bow	DNA4	296.1	309
	Violin bows (replacement	Pegasus	VL10	32.55	34
	Viola bows (replacemnt	Coda Bow	DNB4	323.4	338
	Viola bows (replacemnt	Pegasus	VA10	35.7	37
	Cello bows (replacement # is	Coda Bow	DNC4	385.35	403
	Cello bows (replacement # is	Pegasus	VC10	48.3	50
	Music Posture Chairs	DeShazo	DSC	68.25	71
	Chair Racks (16 chairs per rack)	DeShazo	DSCC	288.75	302
	Music Stands	Manhassett	M48	36.75	38
	Stand Racks (20 stands per rack)	Manhassett	AC94R	350.7	366

BERTRAND'S MUSIC

August 8th 2018

Band and Orchestral Instruments-Request for Unit Price Bid Proposal No. RFP 1819-009

BURBANK UNIFIED SCHOOL DISTRICT (PURCHASING SERVICES-2nd FLOOR) 1900 West Olive Avenue, Burbank, CA 91506

John Bertrand john@bertrandsmusic.com 858.240.4167

Jeff Bertrand jeff@bertrandsmusic.com 858 780 1712

Wendy Stackhouse burbankmanager@bertrandsmusic.com 818 848-9665

Corporation

BERTRAND'S MUSIC

Company Formed in July 1983. We offer sales, rentals, repairs and lessons.

Jeff Bertrand- CFO 31 Years

John Bertrand Vice President 34 Years

Federal Employee Identification Number 30 0000828

California business license number SRYFHB 100-039975

We have not filed for bankruptcy

We have not received any sanctions and we are no currently under investigation by any regulatory or governmental body.

Most products can be delivered in 30 days subject to Manufacturer stock level

BERTRAND'S MUSIC

We will not use a subcontractor for any part of this bid.

References

Escondido Union School Dist. mcagle@eusd.org 760) 432-2400

Poway Unified School District jcrews@powayusd.com (858) 748-0010

Santa Ana USD sosy.oozoonian@sausd.us (714) 558-5561

8/8/18

Joel Bert

Band and Orchestral Instruments-Request for Unit Price Bid Proposal
No. RFP 1819-009
August 8th 2018
Bertrand's Music
2618 Burbank Blvd, Burbank, CA 91505
(818) 848-9665

Middle School	High School	Brand	Model	Price
Flute		Yamaha	YFI-200AD	369
Flute		Armstrong	FLSOL301	365
Bb Clarinet		Yamaha	YCL-200ADII	388
Bb Clarinet		Selmer	CLSOL300R	448
Eb Alto Saxes		Selmer	ASOL300A	948
Eb Alto Saxes		Yamaha	YAS-200ADII	928
Bb Trumpets		Bach	TRSOL300H2	489
Bb Trumpets		Yamaha	YTR-200ADII	494
Trombone		Yamaha	YSL-200AD	494
Trombone		Bach	TBSOL310	503
Oboe		Tribert-Full cons	OB330	1898
Piccolo		Juptier	JPC1010	575
Piccolo		Yamaha	YPC32	685
Bassoon		Selmer	1432B	3994
Alto Clarinet		LeBlanc	L7165	1607
Bb bass clarinets		LeBlanc	L7168	1682
Bb bass clarinets		Juptier	JBC1000N	1527
Bb TENOR SAXES		Selmer	TSOL300A	1203
Bb TENOR SAXES		Yamaha	YTS-200AD	1152
Eb baritone saxes		Juptier	JBS1000	2811
Eb baritone saxes		Selmer	BS400	3227
Single French horns		Juptier	JHR700	1348
Double French horns		Juptier	JHR1100	2298

8/8/18

Baritone/Euphonium horns		Juptier	JEP700	1254
3/4 Size tubas		Juptier	JTU700	2298
Full size tubas		Juptier	JTU1010	3678
Bass Amps		Orange	CRUSH-BASS-2	198
Electric Bass		Yamaha	TRBX304BL	298
Full drum set (snare frum, bass,two mounted		Mapex	AR529S, HP800!	1598
Timpani (23", 26", 29". 32")		Yamaha	TP3304CS	7814
Orchestra Bells		Majestic	B3525S	1028
Xylophone		Majestic	X6535D	1598
Portable Bell Kits (for percussion)		Mapex	MPK32PC	188
Concert Snare Drums		Yamaha	CSM1450AII	456
Suspended Cymbal		Zildjian	S18SUS	139
Tambournies		LP	TAB1BK	19
Cellos		Pegasus	C544	648
Violas		Pegasus	VA814	398
Violins		Pegasus	V84/4	348
Double Upright Bass		Pegasus	VB70	1098
	Flute	Yamaha	YFI-200AD	369
	Flute	Yamaha	YFL-372HAL	1298
	Flute	Armstrong	FLSOL301	365
	Piccolo	Juptier	JPC1010	575
	Piccolo	Yamaha	YPC32	685
	Oboe	Tribert-Full cons	OB330	1898
	English Horns	Tribert	EH500	3678
	Bassoon	Selmer	1432B	3818
	Bb Clarinet	Selmer	CLSOL300R	448
	Bb Clarinet	Yamaha	YCL-550	1397
	Bb Clarinet	Yamaha	YCL-200ADII	388
	Bass Clarinet	Juptier	JBC1000N	1527
	Bass Clarinet	LeBlanc	L7168	1682
	Eb Alto Sax	Selmer	ASOL300A	948

9/9/18

Jack Burt

Eb Alto Sax	Yamaha	YAS-580AL	1896
Eb Alto Sax	Yamaha	YAS-200ADII	928
Tenor Sax	Yamaha	YTS-580AL	2177
Tenor Sax	Selmer	TSOL300A	1203
Tenor Sax	Yamaha	YTS-200AD	1152
Baritone Sax	Juptier	JBS1000	2811
Baritone Sax	Yamaha	YBS-52	4788
Baritone Sax	Selmer	BS400	3227
Trumpet	Yamaha	YTR-200ADII	494
Trumpet	Yamaha	YTR-5335GSIIAL	1296
Trumpet	Bach	TRSOL300H2	489
Double French Horr	Conn	8D	3878
Double French Horr	Holton	H179	3697
Double French Horr	Juptier	JHR1100	2298
Marching French Hc	Yamaha	YHR-302MS	1791
Marching French Hc	King	1122SP	1930
Trigger Trombone	Yamaha	YSL-548GOAL	1627
Trigger Trombone	Bach	TBSOL210	1528
Bass Trombone	Yamaha	YBL-830	3853
Bass Trombone	Bach	50B	2878
Euphonium	Yamaha	YEP-321	1973
Euphonium	Juptier	JEP700	1254
Marching Baritone	Yamaha	YBH-301MS	2057
Marching Baritone	King	1124SP	2104
Sousaphone	Yamaha	YSH-411WC	6301
Sousaphone	Conn	20K	6223
Tubas (4 valve)	Yamaha	YBB-321WC	4975
Tubas (4 valve)	Eastman	EBB534	3728
Tubas (4 valve)	Juptier	JTU1010	3678
Timpani = 1 set of 4	Yamaha	TP3304CS	7814
Concert Snare Drun	Yamaha	CSM1450AII	456

8/9/18

Josh Bert

Concert Bass Drum - w/stand		CBD3622TS	1248
Orchestra Bells - 1 s	Majestic	B3525S	1028
Vibraphone - 1 w/st	Majestic	V7530G	3928
Marimba - 1 w/stanc	Majestic	M6543D	2745
Xylophone - 1 w/sta	Majestic	X6535D	1598
Chimes - 1 set	Musser	M661C	5345
Crash Cymbals - 1 p	Zildjian	A0479	498
Suspended Cymbal	Zildjian	A0419, C1030SC	768
Marching Snares - v	Yamaha	MS-9314A	798
Marching Bass Drur	Yamaha	MB-8320A throu	3898
Marching 5-drum m	Yamaha	MQT-68023A	1328
Marching cymbals - 2 pairs		A0483	936
Outdoor timps = set	Yamaha	TP3304CS	7814
Marching bells - w/h	Musser	M65V	1098
Outdoor Vibraphone	Majestic	V1530S	3958
Outdoor Xylophone	Majestic	X1535P	2318
Outdoor Marimba -	Majestic	M1543P	4115
Bass Guitars (electr	Yamaha	TRBX604FMMA	503
Bass Guitars (electr	Yamaha	TRBX304BL	298
Bass Amp	Orange	CRUSH-BASS-1	548
Bass Amp	Orange	CRUSH-BASS-2	198
Guitar (electric hollo	Seagull	MKHYSSPB	548
Guitar amps	Orange	CRUSH35RT	228
Keyboard	Yamaha	P125	528
Keyboard amp	Roland	KC200	398
Full Drum set	Mapex	AR529S, HP800	1598
Congas = 1 set of 2	Latin Per	LPA647	458
Violin	Pegasus	V94/4	497
Violin	Pegasus	V84/4	348
Viola	Pegasus	VA914	547
Viola	Pegasus	VA814	398

8/8/18

Cello	Pegasus	C94/4	1237
Cello	Pegasus	C544	648
Bass	Pegasus	BA-8	2245
Bass	Pegasus	VB70	1098
Violin bows (replace	Coda Bow	DNA4	282
Violin bows (replace	Pegasus	VL10	31
Viola bows (replace	Coda Bow	DNB4	308
Viola bows (replace	Pegasus	VA10	34
Cello bows (replace	Coda Bow	DNC4	367
Cello bows (replace	Pegasus	VC10	46
Music Posture Chai	DeShazo	DSC	65
Chair Racks (16 cha	DeShazo	DSCC	275
Music Stands	Manhassett	M48	35
Stand Racks (20 sta	Manhassett	AC94R	334

8/9/18

Burbank Unified School District

REQUEST FOR PROPOSAL (RFP)
Proposals For Purchase Of Band And Orchestral Instruments

BUSD SECONDARY INSTRUMENT REPAIR & REPLACEMENT

Burbank Unified School District
1900 W Olive Ave
Burbank, California 91506
Phone: 8187294400 | Fax: 8187294402
Peggyflynn@burbankusd.org

RFP ID: **Band and Orchestral Instruments-Request for Unit Price Bid Proposal No. RFP 1819-009**

Prepared By: Peggy Flynn Date: July 10, 2018

REQUEST FOR PROPOSAL
BUSD SECONDARY INSTRUMENT REPAIR & REPLACEMENT
Burbank - California

RFP ID: Band and Orchestral Instruments-Request for Unit Price Bid Proposal No. RFP 1819-009

SUBMISSION DEADLINE: August 10, 2018, 4:00PM
BIDDERS' MEETING: August 7, 2018 10:00AM
QUESTION SUBMISSION DEADLINE: August 1, 2018 4:00PM

Questions can be submitted prior to the Bidders; Meeting on ; however, no answers will be provided and/or circulated prior to that date.

Questions may be submitted in written form no later than August 1, 2018 AT 4:00PM to:

RFP Contact Name:	**Peggy Flynn**
Contact Address:	**1900 West Olive Ave. Burbank, California 91506**
Telephone Number:	**818-729-4531**
Email Address:	**PeggyFlynn@burbankusd.org**
	SUBJECT: INSTRUMENT BIDDER QUESTION

INTRODUCTION
Burbank Unified School District invites and welcomes proposals for their BUSD Secondary Instrument Repair & Replacement project. Based on your previous work experience, your firm has been selected to receive this RFP and is invited to submit a proposal. Please take the time to carefully read and become familiar with the proposal requirements. All proposals submitted for consideration must be received by the time as specified above under the "SUBMISSION DEADLINE."

BIDDERS SHOULD NOTE THAT ANY AND ALL WORK INTENDED TO BE SUBCONTRACTED AS PART OF THE BID SUBMITTAL MUST BE ACCOMPANIED BY BACKGROUND MATERIALS AND REFERENCES FOR PROPOSED SUBCONTRACTOR(S) – NO EXCEPTIONS.

PROJECT AND LOCATION
The bid proposal is being requested for BUSD Secondary Instrument Repair & Replacement which is or shall be located at , Burbank, California 91506.

PROJECT MANAGER CONTACT INFORMATION
The following individual(s) are the assigned contacts for the following:

For questions or information regarding Instrument Needs and/or specs, contact:

Name:	**Peggy Flynn**		
Title:	**Arts & CTE Coordinator**	**Phone:**	**818-729-4446**

Fax: 818-729-4402

Email: Peggyflynn@burbankusd.org

For questions or information regarding Financials and Purchase Requirements, contact:

Name: Olga Murphy

Title: Senior Buyer

Phone: 818-729-4531

Fax: 818-729-4534

Email: OlgaMurphy@burbankusd.org

PROJECT OBJECTIVE

The objective and ultimate goal for this project is the burbank unified school district has identified a $1.2 million need for repair of current instrument inventory and purchase of new instruments to meet instructional needs in each of its middle and high schools. our goal for 2018 is to address at least 10% of our identified need ($127,000.). approximately 30% of this amount will be spent on repairing existing inventory and 70% will be used to purchase new instruments for middle and high school instrumental instructional programs.

PROJECT SCOPE AND SPECIFICATIONS

The Project Scope and Specification are:

The Burbank Unifed School District Instrument Repair and Replacement Project will be Completed in phases over the next three years. Please submit costs for the entire project according to the table below.

BURBANK UNIFIED INSTRUMENT NEEDS					
MIDDLE SCHOOLS		HIGH SCHOOLS			
Beginning Band	**#**	**Wood Winds**	**#**	**Marching Band Percussion**	**#**
Flute	24	Flutes	14	Marching Snares - w/harnessess	0
Bb Soprano Clarinets	25	Piccolos	1	Marching Bass Drums = 5 w/harness	0
Eb Alto Saxes	36	Oboes	2	Marching 5-drum multi-toms, known as "quints" - w/harness	1
Bb Trumpets	34	English Horns	0	Marching cymbals - 2 pairs	2
Trombones	40	Bassoons	0	Outdoor timps = set of 3 (23' 26' 29')	6
Full Band		Bb Clarinets (soprano)	14	Marching bells - w/harness	1
Oboes	1	Bass Clarinets	9	Outdoor Vibraphone - w/stand and outdoor wheels	1
Piccolo	4	Alto Saxes	5	Outdoor Xylophone - w/stand and outdoor wheels	1
Bassoons	5	Tenor Saxes	4	Outdoor Marimba - 1 w/stand and outdoor wheels	1
Alto Clarinet	18	Baritone Saxes	4	**Jazz Band Rhythm Section**	
Bb bass clarinets	9	**Brass**		Bass Guitars (electric)	1
Bb TENOR SAXES	12	Trumpets	8	Bass Amps	0

Eb baritone saxes	10	Double French Horns	0	Guitar (electric hollow body)	1
Single French horns	13	Marching French Horns	2	Guitar amps	2
Double French horns	13	Single Trigger Trombones	3	Keyboards	1
Baritone/Euphonium horns	11	Bass Trombones	1	Keyboard amps	0
¾ Size tubas	14	Euphoniums	3	Full Drum sets	0
Full size tubas	4	Marching Baritones	2	Congas = 1 set of 2 drums	1
Bass Amps	5	Sousaphones	3	**String Orchestra**	
Electric bass	5	Tubas (4 valve)	6	Violins	18
Full drum set (snare frum, bass, two mounted tom-toms, floor tom, hi-hat cymbals, crash and ride cymbals)	2	**Concert Percussion**		Violas	11
Timpani (23", 26", 29". 32")	4	Timpani = 1 set of 4 (23' 26' 29' 32')	3	Cellos	7
Orchestra Bells	0	Concert Snare Drums - w/stand	1	Basses	2
Xylophone	1	Concert Bass Drum - w/stand	0	Violin bows (replacement # is yearly)	16
Portable Bell Kits (for percussion)	7	Orchestra Bells - 1 set w/stand	3	Viola bows (replacemnt # is yearly)	9
Concert Snare Drums	7	Vibraphone - 1 w/stand	1	Cello bows (replacement # is yearly)	7
Suspended Cymbal	0	Marimba - 1 w/stand	0	Bass Bows (replacement # is yearly)	5
Tambournies	2	Xylophone - 1 w/stand	1	**Classroom Equipment**	
Stringed Instruments		Chimes - 1 set	1	Music Posture Chairs	5
Cellos	24	Crash Cymbals - 1 pair	0	Chair Racks (16 chairs per rack)	6
Violas	40	Suspended Cymbals - 2 w/stands	0	Music Stands	50
Violins	80			Stand Racks (20 stands per rack)	5
Double Upright Bass	24				
Warranties	ALL			Warranties	All

SCHEDULED TIMELINE

The following timeline has been established to ensure that our project objective is achieved; however, the following project timeline shall be subject to change when deemed necessary by management.

MILESTONE	DATE
Request Proposals:	**July 21, 2018**
Submit Proposal by:	**August 10, 2018**
Begin Project:	**August 20, 2018**

PROPOSAL BIDDING REQUIREMENTS

PROJECT PROPOSAL EXPECTATIONS

Burbank Unified School District shall award the contract to the proposal that best accommodates the various project requirements. Burbank Unified School District reserves the right to award any contract prior to the proposal deadline stated within the "Scheduled Timeline" or prior to the receipt of all proposals, award the contract to more than one Bidder, and refuse any proposal or contract without obligation to either Burbank Unified School District or to any Bidder offering or submitting a proposal.

INTENT TO SUBMIT PROPOSAL

All invited Bidders are required to submit a "Letter of Intent" no later than August 1, 2018 informing Burbank Unified School District of their intent to either submit or decline to submit a proposal.

DEADLINE TO SUBMIT PROPOSAL

The Burbank Unified School District will receive sealed proposals up to but no later than 10:00 AM on August 10, 2018 for consideration in the project proposal selection process. Proposals shall be received in the District's Purchasing Services Office located at:

BURBANK UNIFIED SCHOOL DISTRICT (PURCHASING SERVICES-2nd FLOOR)
1900 West Olive Avenue, Burbank, CA 91506
(818)729-4446

PROPOSAL SELECTION CRITERIA

Only those proposals received by the stated deadline will be considered. All proposals, submitted by the deadline, will be reviewed and evaluated based upon information provided in the submitted proposal. In addition, consideration will be given to cost and performance projections. Furthermore, the following criteria will be given considerable weight in the proposal selection process:

- **Proposals received by the stipulated deadline must be in the correct format.**
- **Bidder's alleged performance effectiveness of their proposal's solution regarding the Project Objective of Burbank Unified School District.**
- **Bidder's performance history and alleged ability to timely deliver proposed services.**
- **Bidder's ability to provide and deliver qualified personnel having the knowledge and skills required to effectively and efficiently execute proposed services.**
- **Overall cost effectiveness of the proposal.**

Burbank Unified School District shall reserve the right to cancel, suspend, and/or discontinue any proposal at any time they deem necessary or fit without obligation or notice to the proposing bidder/contractor.

PROPOSAL SUBMISSION FORMAT

The following is a list of information that the Bidder should include in their proposal submission:

Summary of Bidder Background

- **Bidder's Name(s)**
- **Bidder's Address**
- **Bidder's Contact Information (and preferred method of communication)**
- **Legal Form of Bidder (e.g. sole proprietor, partnership, corporation)**
- **Date Bidder's Company Formed**
- **Description of Bidder's company in terms of size, range and types of services offered and clientele.**
- **Bidder's principal officers (e.g. President, Chairman, Vice President(s), Secretary, Chief Operating Officer, Chief Financial Officer, General Managers) and length of time each officer has performed in his/her field of expertise.**
- **Bidder's Federal Employee Identification Number (FEIN)**
- **Evidence of legal authority to conduct business in California (e.g. business license number).**
- **Evidence of established track record for providing services and/or deliverables that are the subject of this proposal.**
- **Organization chart showing key personnel that would provide services to Burbank Unified School District**

Financial Information

- **State whether the Bidder or its parent company (if any) has ever filed for bankruptcy or any form of Reorganization under the Bankruptcy Code.**
- **State whether the Bidder or its parent company (if any) has ever received any sanctions or is currently under investigation by any regulatory or governmental body.**

Proposed Outcome

- **Summary of timeline and work to be completed.**

Equipment or Service

- **List any and all equipment or services required for this proposed project and the number of each.**
- **Detailed estimated cost for each piece of equipment or service.**
- **List any or equipment or services required of a subcontractor, along with a brief explanation.**
- **List any accommodation, services, or space required from Burbank Unified School District, along with a brief explanation.**

Cost Proposal Summary and Breakdown

- **A detailed list of any and all expected costs or expenses related to the proposed project.**
- **Summary and explanation of any other contributing expenses to the total cost.**
- **Brief summary of the total cost of the proposal.**

References

- **Provide 3 references**

Bidder agrees that Burbank Unified School District may contact all submitted references to obtain any and all information regarding Bidder's performance.

BURBANK UNIFIED SCHOOL DISTRICT
Administrative Services

REPORT TO THE BOARD

TO: Members of the Board of Education

FROM: Debbie Kukta, Assistant Superintendent, Administrative Services

PREPARED BY: Ruthie DiFonzo, Senior Administrative Assistant

SUBMITTED BY: Ruthie DiFonzo, Senior Administrative Assistant

DATE: June 17, 2021

SUBJECT: Approval of Professional Services Agreement with Smartetools, Inc.

Background:
The District has been using the financial software provided by Smartetools, Inc. since 2011.

Discussion/Issues:
The Smartetools software system, SmarteFinance and SmartePCR are used to perform accounting functions in the accounting, budget, purchasing, and department and school site offices.

Fiscal Impact:
The total price for the Term of this License Agreement is Three Hundred Four Thousand Five Hundred Dollars ($304,500) for Licensing and Maintenance, payable in five (5) annual portions, as shown on the Payment Schedule below.

Payment Schedule

Fiscal Year	Due Date	SmarteFinance	SmartePCR	Total Amount
2021-2022	July 1, 2021	$45,000.00	$15,900.00	$60,900.00
2022-2023	July 1, 2022	$45,000.00	$15,900.00	$60,900.00
2023-2024	July 1, 2023	$45,000.00	$15,900.00	$60,900.00
2024-2025	July 1, 2024	$45,000.00	$15,900.00	$60,900.00
2025-2026	July 1, 2025	$45,000.00	$15,900.00	$60,900.00

Recommendation:
Debbie Kukta, Assistant Superintendent, Administrative Services, recommends that the Board of Education approve an agreement between Burbank Unified School District and Smartetools, Inc., for financial management software system products and services, not to exceed $60,900 annually (01.0-00000-0-00000-7700-5800-000-0000) effective July 1, 2021 through June 30, 2026 and that authority to sign the agreement be exercised pursuant to BUSD—AR 3314, as presented.



Software License and Maintenance Agreement

For

SmarteFinance and SmartePCR

For

Burbank Unified School District

Software License and Maintenance Agreement

THIS SOFTWARE LICENSE AND MAINTENANCE AGREEMENT (hereafter, "License Agreement") is made and entered into as of May 20, 2021 ("Effective Date"), by and between Burbank Unified School District, having its principal office located at 1900 W. Olive Ave, Burbank, CA 91506 (**"LICENSEE"**); and Smartetools, Inc., a California Corporation having its principal office located at 19031 US Highway 18, Suite 220, Apple Valley, California, 92307 (**"LICENSOR"**). LICENSOR and LICENSEE shall sometimes be referred to collectively as "Parties" and individually as "Party".

WHEREAS, LICENSOR is the sole owner of the proprietary computer application programs, **SmarteFinance and SmartePCR** including but not limited to the source code, object code and documentation for these programs, and has title to and all the rights of ownership in these programs, including the right to grant a license; and

WHEREAS, LICENSEE desires to obtain a license for the object code and documentation for **SmarteFinance and SmartePCR**;

NOW, THEREFORE, in consideration of the above Recitals, which are incorporated into the operative provisions of this License Agreement by this reference, the mutual promises made herein, and other good and valuable consideration, the receipt and sufficiency of which is hereby acknowledged, the Parties agree as follows:

A. Definitions

1. "SOFTWARE" means the **SmarteFinance and SmartePCR** application programs or the object code of and documentation for these programs, as determined by the context in which they are used.

2. "Unauthorized person(s)" means any person, entity or organization who has not executed a license agreement with LICENSOR for the use, installation and copying of the SOFTWARE. The Licensee's employees who have not executed a license agreement but who are authorized by the District to use the SOFTWARE are not "Unauthorized Persons" within the meaning of this License Agreement.

3. "Premises" means the collective physical premises and various school and facility sites of the LICENSEE.

4. "Object code" means the code produced from compiling the source code of the SOFTWARE.

B. Ownership of the SOFTWARE

1. The SOFTWARE and any copies of the SOFTWARE made by the LICENSEE are the intellectual property of and are owned by the LICENSOR. LICENSOR retains title to and ownership of the SOFTWARE regardless of the form or media in which or on which it may exist.

2. This License Agreement confers no title to or ownership rights in the SOFTWARE to the LICENSEE and is not a sale of such title or rights. LICENSOR shall retain all of its right, title and interest in and to the SOFTWARE and Documentation.

3. LICENSOR in its sole discretion shall have the right to use, sell, assign, transfer and license copies of and rights in the SOFTWARE and Documentation to third parties free from any claim of LICENSEE.

C. License Grant and Limitations

LICENSOR grants to LICENSEE a non-assignable, indivisible, non-transferable, and non-exclusive right and license to use, install and have installed and copy the SOFTWARE, subject to the following restrictions:

1. LICENSEE may ONLY use, install or have the object code of the SOFTWARE installed on a server, network or computer physically located on its premises, unless expressly authorized in writing by LICENSOR.

2. LICENSEE may ONLY store the object code of the SOFTWARE on a storage device physically located on its premises, unless expressly authorized in writing by LICENSOR.

3. LICENSEE may ONLY keep copies of the documentation for the SOFTWARE on its premises, for the LICENSEE's internal purposes for the internal training of LICENSEE's employees, in the use of and operation of the Software, unless expressly authorized in writing by LICENSOR.

4. LICENSEE may make ONLY the number of copies of the object code of the SOFTWARE and documentation for the SOFTWARE that it needs, and provided this is done only on its premises**.**

5. The rights granted to LICENSEE under this Section C shall be for the term of five (5) years ("Initial Term") and, at LICENSEE's written election, such term shall be renewable for a term of one (1), two (2), three (3), four (4) or five (5) years.

6. LICENSEE shall take adequate and reasonable precautions to preclude unauthorized persons from having access to the SOFTWARE and to exercise all due care and attention in the use of passwords associated with the use of the object code of the SOFTWARE. This includes, but is not limited to, compliance with accepted good practices in the use and maintenance of passwords, such as

not disclosing them to unauthorized persons.

7. LICENSEE shall not modify, translate, adapt, reverse engineer, decompile, improve upon, add to or disassemble the SOFTWARE, create a derivative work based upon the SOFTWARE, attempt to construct the source code of the SOFTWARE, or disable any security measure in the object code of the SOFTWARE.

8. The object code of and documentation for the SOFTWARE is licensed as a single product and its component parts shall not be separated or removed for any reason.

9. LICENSEE shall not disclose the SOFTWARE to any unauthorized person without first obtaining the express written consent of the LICENSOR.

10. Upon three (3) working days' notice, LICENSEE shall allow LICENSOR reasonable access to its premises so that LICENSOR may conduct a meaningful inspection of LICENSEE's servers where the SOFTWARE is stored or installed to determine if LICENSEE is in compliance with the terms of this License Agreement. Such access shall also include enabling LICENSOR to access LICENSEE's servers via the Internet.

11. LICENSEE shall not rent, sub-license or transfer the SOFTWARE or any of LICENSEE's rights granted under this License Agreement.

12. No other rights are granted under this Section by implication, estoppels or otherwise.

D. Limited Warranties

1. LICENSOR does not warrant that the SOFTWARE is error-free, will operate without limitation or is compatible with all equipment and software configurations.

2. LICENSOR warrants that during the licensing period, the SOFTWARE will be in substantial accordance with the applicable general description. The extent of LICENSOR's liability under this warranty is limited to the correction or replacement of any defective item(s) at the LICENSEE's facilities at LICENSOR's own cost and expense, provided reasonable written notice of such defect is given to LICENSOR during the license term, if properly installed and used in the operating environment specified in the Documentation. Such corrections or replacements shall be made within fourteen (14) calendar days of LICENSOR's receipt of written notice. LICENSOR is not liable for any indirect, incidental, or consequential damages including, without limitations, loss of income, profit, use, data or information unless a result of gross negligence or willful misconduct of LICENSOR or its employees or agents.

3. No oral or written information or advice given by the LICENSOR, its employees, or agents shall increase the scope of the warranties described in this License

Agreement, or create any new warranties. All other implied or express warranties are disclaimed.

4. LICENSOR makes no other warranty of any kind whatsoever, either expressed or implied, as to the SOFTWARE or any methods, processes, techniques, information, knowledge, know-how, trade processes or trade secrets communicated under this License Agreement.

5. The warranty described in this License Agreement shall not apply if:
   I. An item is not used in accordance with the LICENSOR's written instructions.
   II. An item has been altered, modified or converted by LICENSEE without the written approval of LICENSOR.
   III. LICENSEE's hardware malfunctions or other causes within the control of LICENSEE result in an item becoming inoperative, unless the malfunctions are the result of gross negligence or willful misconduct of LICENSOR or its employees or agents.

E. Risk of Loss

Upon receipt of the original object code of or documentation for the SOFTWARE, LICENSEE shall be solely responsible for safekeeping them and any copies of them that LICENSEE reproduces, as provided for under the terms of this License Agreement. In addition, LICENSEE shall return to LICENSOR any misplaced, stolen or lost copies of the object code of the SOFTWARE that are subsequently found by, returned to or otherwise recovered by LICENSEE.

F. Proprietary Information, Non-disclosure and Duplication

LICENSEE understands and agrees that the SOFTWARE contains LICENSOR’s confidential or trade secret information, and that disclosure of such information to unauthorized third parties will cause great harm to LICENSOR. LICENSEE, therefore, agrees to safeguard the SOFTWARE using due care. LICENSEE further agrees that it will not transmit or cause to be transmitted any of LICENSOR's confidential or trade secret information to any third party outside of LICENSEE's organization, without the express written consent of LICENSOR. LICENSEE shall also take all reasonable precautions to prevent disclosure of LICENSOR's confidential or trade secret information by LICENSEE's employees or authorized agents. LICENSEE shall be liable for any damages to LICENSOR resulting from any unauthorized disclosure of its confidential or trade secret information, including reasonable court costs and attorney's fees incurred in enforcement of the LICENSOR's rights herein.

LICENSEE further agrees that LICENSOR will suffer irreparable harm from any unauthorized disclosure of the SOFTWARE or LICENSOR’s confidential or trade secret information and that, therefore, LICENSOR is entitled to an injunction in a court of competent jurisdiction enjoining LICENSEE and those acting in concert with LICENSEE from continuing with such unauthorized disclosure. LICENSEE

consents and stipulates to the entry of such injunctive relief prohibiting it from using or disclosing LICENSOR's SOFTWARE or its confidential or trade secret information in violation of this License Agreement.

Notwithstanding the foregoing, confidential or trade secret Information shall not include:

i. information known to a Party prior to obtaining the same from the other Party;
ii. information in the public domain at the time of disclosure by a Party;
iii. information obtained by a Party from a third party who was under no obligation of confidentiality with respect to such information;
iv. information independently developed by a Party without use of any confidential or trade secret Information of the other Party;
v. information approved for release by express prior written consent of an authorized agent of the other Party; or
vi. any records or documents that LICENSEE would be required to disclose in response to any request for records under the California Public Records Act.

LICENSEE agrees to give LICENSOR reasonable notice of any request that might lead to the disclosure of LICENSOR's Proprietary Information, so that LICENSOR can take action to protect its Proprietary Information. If LICENSEE is required to defend or otherwise respond to any action or proceeding wherein request is made for the disclosure of records or documents deemed exempt from disclosure as confidential or trade secrets by LICENSOR, LICENSOR agrees to defend, indemnify and hold harmless LICENSEE and its Board of Trustees, employees, officers and agents, in any action or proceeding from and against any liability, including without limitation attorneys' fees arising therefrom. LICENSOR shall be solely responsible for the cost and defense in any action or proceeding seeking to compel disclosure of such materials; LICENSEE's sole involvement in any such action shall be that of a stakeholder, retaining the requested materials until otherwise ordered by a court of competent jurisdiction.

G. Indemnification

1. LICENSOR shall indemnify and hold LICENSEE, its governing board members, agents and employees, harmless from any loss, damage or liability due to infringement of any United States copyright with respect to the use of items delivered to LICENSEE under this License Agreement, provided that: LICENSOR is promptly notified in writing of any suit or claim against LICENSEE and LICENSEE permits LICENSOR to defend, compromise or settle the same and control the defense of the lawsuit; no settlement of such suit or claim shall be made without LICENSOR's approval; LICENSEE cooperates fully with LICENSOR, including but not limited to keeping LICENSOR informed of developments in the lawsuit, obtaining LICENSOR's approval of strategies and tactics, advance approval of hiring of experts and consultants and legal fees or costs to be incurred in defending such claims and providing LICENSOR with all information reasonably necessary to LICENSEE's defense. LICENSOR shall

refund to LICENSEE any prepaid amounts for services which may not be provided due to an infringement claim.

2. LICENSOR shall not have any obligation to indemnify LICENSEE for any infringement arising out of LICENSEE's use of the SOFTWARE in any combination, manner or fashion which was not authorized or for which the SOFTWARE was not designed.

3. LICENSOR shall not indemnify or hold harmless LICENSEE for any claims, losses or damages, including legal fees and expenses, due to willful misconduct or gross negligence by LICENSEE in any lawsuit for infringement of a U.S. copyright against LICENSEE ("Lawsuit"), disobedience by LICENSEE of court orders or the judgment in the Lawsuit, LICENSEE's breach of settlement terms for the Lawsuit, or LICENSEE's failure or refusal to cooperate with LICENSOR in defending the Lawsuit. LICENSOR shall give LICENSEE reasonable notice of any such transgression by LICENSEE and shall give LICENSEE reasonable opportunity to cure. But once such reasonable opportunity to cure has passed without a cure occurring, LICENSOR may terminate its obligations to defend and indemnify upon written notice to LICENSEE at its regular place of business.

4. LICENSEE shall comply with the applicable State and Federal Fair Trade and Antitrust laws, rules or regulations and hold LICENSOR harmless for any violations by LICENSEE of such laws, rules or regulations.

5. Each party hereby assumes all risk of and responsibility for, and agrees to indemnify, defend and save harmless the other party, its parent and subsidiary organizations, directors, officers, employees and agents from and against any and all claims, demands, suits, actions, recoveries, judgments, costs and expenses in connection therewith, made, brought or obtained on account of loss of life or property, or injury or damage to the person or property of any person or persons, which arise out of or result from the negligence or willful misconduct of the indemnifying party, or any agent or employee of the indemnifying party, except to the extent that such loss, injury or damage is caused by the indemnified party, its agents or employees.

H. Confidentiality

1. LICENSOR shall use the same degree of care it uses to protect its Confidential Information in accessing, storing or using all information not specifically excluded under Section H paragraph 2 ("LICENSEE Confidential Information") that has been disclosed by LICENSEE to LICENSOR, e.g., employing security measures such as passwords, VPN (Virtual Private Network) for computer network communication on the internet, a network firewall, and computer virus and malware monitoring and removal.

2. LICENSEE Confidential Information shall not include information which was:
   i. Generally available to the public at the time of disclosure, or later available to the public other than through fault of LICENSOR or a third party;

ii. Already known to LICENSOR prior to disclosure pursuant to this License Agreement;
iii. Obtained at any time lawfully from a third-party under circumstances permitting its use or disclosure to others; or
iv. Required by law or court order to be disclosed.

3 LICENSOR shall not be responsible for: any unauthorized third party access, disclosure or use of LICENSEE Confidential Information, including but not limited to unauthorized access, disclosure or use by LICENSEE's employees or agents, regardless of whether LICENSEE has employed reasonable security measures; or any loss, destruction or unauthorized access, use or publication of LICENSEE Confidential Information arising from or related to any unforeseen cause or cause beyond LICENSOR's, control except as may be a result of gross negligence or willful misconduct of LICENSOR or its employees or agents.

I. Maintenance, Support and Enhancement Plan

1. During the term of this License Agreement, LICENSOR shall provide to LICENSEE the following maintenance, support and other services:
   i. All updates, enhancements, upgrades or releases of the SOFTWARE and documentation for them developed during the term of this License Agreement;
   ii. Reasonable access by telephone and/or Internet to LICENSOR's technical staff for consultation in the use and operation of the SOFTWARE;

2. LICENSEE agrees to furnish computer time to LICENSOR during and for the installation, testing, and maintenance of the SOFTWARE. This will include but is not limited to on-site access and access via the Internet to LICENSEE's computers and computer network solely for the purpose of implementing this Software License and Maintenance Agreement.

3. LICENSEE and LICENSOR agree that computer network security is an important concern for each of them. LICENSEE and LICENSOR agree to apply properly and diligently the protection mechanisms generally available for computer network protection.

J. License and Maintenance Fee

1. The total price for the Term of this License Agreement is Three Hundred Four Thousand Five Hundred Dollars ($304,500) for Licensing and Maintenance; payable in five (5) annual portions, as shown on the Payment Schedule below. The first annual payment shall be due and payable on the 1st day of July, 2021, and thereafter on the same date of each subsequent year for the term of this License Agreement as defined in Section C paragraph 5, of this License Agreement. In no event shall the total amount payable pursuant to this License Agreement exceed Three Hundred Four Thousand Five Hundred Dollars ($304,500).

Payment Schedule

Fiscal Year	Due Date	SmarteFinance	SmartePCR	Total Amount
2021-2022	July 1, 2021	$45,000.00	$15,900.00	$60,900.00
2022-2023	July 1, 2022	$45,000.00	$15,900.00	$60,900.00
2023-2024	July 1, 2023	$45,000.00	$15,900.00	$60,900.00
2024-2025	July 1, 2024	$45,000.00	$15,900.00	$60,900.00
2025-2026	July 1, 2025	$45,000.00	$15,900.00	$60,900.00

2. After the expiration of the Initial Term, LICENSOR may increase the amount of the annual license and/or maintenance fees to reflect changes in the market value of the SOFTWARE by giving LICENSEE one sixty (60) days written notice of the increase, prior to the commencement of a new term.

3. LICENSEE shall be deemed to have agreed to a subsequent renewal term unless it gives written notice to LICENSOR at least sixty (60) days prior to the termination of the Initial Term of this License Agreement. If the LICENSOR and LICENSEE have not agreed upon a duration for a subsequent renewal in writing, the parties agree that the renewal term shall be for one (1) year unless otherwise approved by LICENSEE in writing.

4. LICENSEE shall have the option to extend the Term of this License Agreement for a period of one, two, three, four or five years with written notice to the LICENSOR at least ninety days (90) prior to the termination of the Initial Term of this License Agreement. LICENSOR may increase the amount of the annual license and/or maintenance fees as stated in paragraph 2 of this section for the extended term.

K. Termination of Agreement

1. LICENSOR may terminate this License Agreement:
   i. In the event of LICENSEE's failure to cure a breach of this License Agreement within thirty (30) days of written notice of such a breach by LICENSOR, by providing LICENSEE with written notice of termination; or
   ii. With ninety (90) days written notice to the LICENSEE, in the absence of a breach of the License Agreement by LICENSEE.

2. LICENSEE may terminate this License Agreement:
   i. In the event of LICENSOR's failure to cure a breach of this License Agreement within thirty (30) days of written notice of such a breach by LICENSEE, by providing LICENSOR with written notice of termination.
   ii. The LICENSEE may only terminate this License Agreement for breach by the LICENSOR. If LICENSEE attempts to terminate this License Agreement for any other reason, then LICENSEE shall owe the remaining balance of the License and Maintenance Fees, which shall be immediately due and payable.

iii. Upon termination for breach of this License Agreement, LICENSOR shall prorate the remaining payments of License and Maintenance Fees.

3. Upon termination or expiration of this License Agreement, LICENSEE shall:
   i. Immediately cease any and all use of the SOFTWARE and related materials, and provide proof of the destruction;
   ii. Immediately destroy any and all copies of the object code, source code and documentation for the SOFTWARE, regardless of how and where it is stored, in its possession, custody or control, and provide proof of the destruction;
   iii. Return to LICENSOR within twenty-four (24) hours the media on which SOFTWARE was originally given to LICENSEE; and
   iv. Pay any amounts due to LICENSOR as of the date of expiration or termination of this License Agreement within ten (10) business days of the termination or expiration of this License Agreement.

4. Section F above shall survive the termination of this License Agreement.

L. Force Majeure

LICENSOR shall not be liable to LICENSEE for any failure or delay caused by events beyond the reasonable control of the LICENSOR including without limitation, sabotage, hacking, denial of service, failure or delays in transportation or communication, failures or substitutions of equipment, labor disputes, accidents, shortages of labor, fuel, raw materials, or equipment, or technical failure.

M. Assignment

LICENSOR shall have the right to assign this License Agreement, in whole or in part, and/or to subcontract its performance obligations under this License Agreement at any time and from time to time in its sole discretion by providing LICENSEE with at least ninety (90) days written notice of the assignment or subcontract; or with less than ninety (90) days written notice with the express written consent of LICENSEE. LICENSEE may assign this License Agreement only upon the express written consent of LICENSOR.

N. Severability

Each provision of this License Agreement shall be severable from the whole. If any provision of this License Agreement shall be found contrary to law, the remainder of the License Agreement shall continue in full force.

O. Governing Law and Venue

This License Agreement is made under and shall be governed by and construed in accordance with the laws of the State of California. Any dispute arising out of

this License Agreement shall be adjudicated exclusively in the Superior Court of the State of California in San Bernardino County or the Federal court in Riverside County, California, and all parties consent to personal jurisdiction and venue therein.

P. Notices

Any notices required under this License Agreement shall be given in writing and delivered personally or by telecopy / facsimile (with transmission confirmed), registered or certified mail, return receipt requested, or overnight delivery service to the parties at their addresses noted above or such other addresses as shall have been designated to each other in writing. Notices shall be deemed delivered upon personal delivery; two days after deposit with the delivery service if the notice has prepaid overnight delivery; or upon five days after the deposit of the notice with the U.S. Post Office for registered or certified mail. Either party may change its address from time to time in writing.

Q. Entire Agreement

This License Agreement supersedes all previous license and maintenance agreements for the SOFTWARE and constitutes the entire understanding between the parties hereto. No oral statements shall be binding on either party, unless reduced to writing herein. This License Agreement shall have no force and effect until executed by a duly authorized officer of LICENSEE and a duly authorized officer of LICENSOR, and any modifications or amendments to the Agreement must be in writing and executed by the parties hereto.

R. Authority

Each party represents and warrants that it is a legal business entity duly organized and validly existing in good standing under the laws of the state of California and the United States of America. Each party represents that the person signing this License Agreement on its behalf has been properly authorized and empowered to do so.

S. Waiver and Modification

The waiver or modification of any of the provisions of this License Agreement shall not be binding unless in writing and signed by the party to be charged.

T. Compliance with Laws

LICENSEE agrees to comply with all applicable federal, state, and local statutes, ordinances, rules, and regulations, including, without limitation, the rules and regulations under the United States Export Administration Act and the United States Foreign Corrupt Trade Practices Act, as the same may be amended from time to time. Without in any way limiting the foregoing, (a) LICENSEE shall not

export or otherwise remove any Licensed Software or Licensed Documentation from the United States, either directly or indirectly, without the consent of LICENSOR and without first obtaining any licenses or approvals required from the United States Department of Commerce and any other applicable agency of the United States Government, and (b) LICENSEE agrees that neither it, nor any of its officers, directors, employees, or agents (1) shall pay or be instructed to pay or give anything of value, either directly or indirectly, to an official of any foreign government or any foreign political party for the purpose of influencing an act or decision in such person's official capacity, or inducing such person to use such person's influence with the foreign government in order to assist LICENSEE in obtaining or retaining business for or with, or directing business to, any person, or (2) is at present or shall at any time during the term of this License Agreement become an official, officer, or representative of a foreign country.

U. Independent Contractor

The LICENSOR, in the performance of this License Agreement, shall be and act as an independent contractor. The LICENSOR understands and agrees that the LICENSOR and all of the LICENSOR's employees shall not be considered officers, employees, or agents of the LICENSEE, and are not entitled to benefits of any kind or nature normally provided employees of the LICENSEE and/or to which LICENSEE's employees are normally entitled including, but not limited to, State Unemployment Compensation or Workers' Compensation. LICENSOR assumes the full responsibility for the acts and/or omissions of the LICENSOR's employees or agents as they relate to the services to be provided under this License Agreement. The LICENSOR shall assume full responsibility for payment of all federal, state and local taxes or contributions, including unemployment insurance, social security, and income taxes for the respective employees of the LICENSOR.

IN WITNESS WHEREOF the parties hereto, each by a duly authorized representative, have executed this License Agreement as of the date first written above.

Licensee

Burbank Unified School District

_____	June 21, 2021
Signature	Date

Debbie Kukta, Assistant Superintendent
Title

Board Approved: June 17, 2021
(Date)

Licensor

Smartetools, Inc.
A California Corporation

_____	_____
Ray Hindy, Chief Executive Officer	Date
_____	_____
Jeff Gowdy, Chief Financial Officer	Date

Burbank Unified School
District Special Education
Department

REPORT TO THE BOARD

TO:	Members of the Board of Education
FROM:	Tamara Schiern, Director, Special Education and Psychological Services
PREPARED BY:	Tamara Schiern, Director, Special Education and Psychological Services
SUBMITTED BY:	Sandra Shearer, Administrative Secretary
DATE:	June 17, 2021
SUBJECT:	Approval of Agreement for Professional Services (Special Education)

Background:

The Board of Education is being asked to approve the agreement for professional services to provide physical therapy services to special education students, pursuant to California education Code (Sections 17604 and 35163), as presented in the Confidential Exhibit.

Discussion/Issues:

The District is currently obligated to provide services for students who are Burbank residents whose IEPs require such services. If the District does not have qualified staff to perform specific services, it is obligated to contract outside the District for such services. This agreement allows the District to provide the mandated physical therapy services to all students with IEPs who require such services.

Fiscal Impact:

Not to exceed $121,500.

Recommendation:

Tamara Schiern, Director, Special Education and Psychological Services, recommends that the Board of Education approve an agreement between the Burbank Unified School District and Kids Physical Therapy, Inc., to provide physical therapy for Burbank special education students from July 1, 2021 through June 30, 2022, and that authority to sign the agreement be exercised pursuant to BUSD-AR 3314, as presented.

BURBANK UNIFIED SCHOOL DISTRICT

1900 W. Olive Avenue · Burbank, CA 91506-2460 · (818) 729-4400

AGREEMENT FOR CONSULTANT SERVICES

This Agreement, made and entered into this 2nd day of June 2021 by and between the **Burbank Unified School District**, hereinafter referred to as "District", and Kids Physical Therapy, Inc. hereinafter referred to as "Consultant."

Kids Physical Therapy, Inc.	kidspt01@yahoo.com	818-383-0627
Payee's Name (Person or Company)	Email	Daytime Phone Number

Mailing Address: 3667 Calle Jazmin Calabasas, CA 91302
City State Zip

Sponsoring Administrator: Matt Hill Superintendent Special Education
Print Name Title Signature Location

Board Approval Date: 06/11/2021 Account Code: 01.0-65000.0-57602-11900-5850-7440000

The assignment **will** ☒ **will not** ☐ require Consultant to work with pupil(s) unsupervised in a program sponsored by the District during the contract period. If it does, the Consultant will be contacted by HR and provided the DOJ & FBI form to complete as required by AB346 and will be responsible for associated costs. **Consultant shall not begin service until HR receives clearance.**

WITNESSETH:

WHEREAS, the District is authorized pursuant to Education Code section 35160 and Government Code Section 53060 to contract for the services of consultants;
WHEREAS, the Consultant is especially trained, experienced and competent to provide such services;
WHEREAS, in consideration of the mutual promises of the parties, hereto, the District hereby retains the Consultant upon the terms and conditions hereinafter set forth, and the Consultant hereby accepts said retention and agrees to perform the services hereinafter mentioned, upon said terms and conditions;
NOW THEREFORE, the parties mutually agree as follows:

1. The Consultant agrees to perform the following services for the District, at a rate of $ 75.00 per hour ☒ / per day ☐ / per session ☒ for a total not to exceed $ 121,500.
2. The term of the Agreement shall be the period commencing on 07/01/2021 and terminating on 06/30/2022.
3. Consultant will provide the following services:

   Provide physical therapy services to special education students, up to 40 hours a week during the 2021/2022 school year including ESY.

4. The Consultant shall provide an invoice to the Special Education department of the time spent in providing the services and preparing the products required by this Agreement. Consultant will be paid at the conclusion of this contract unless otherwise stated.
5. It is expressly understood and agreed to by both parties hereto that the Consultant, while engaged in carrying out and complying with any of the terms and conditions of this contract, is an independent contractor and is not an officer, agent or employee of the aforesaid District.
6. Consultant agrees to defend, indemnify, save, and hold harmless the District, its governing body, the individual members thereof, and all officers, agents and employees of the District from all loss, cost, and expense arising out of any liability or claim of liability for injury, damage, or loss sustained or claimed to have been sustained arising out of, or occurring as a result of Consultant's performance or failure to perform services under this Agreement.
7. This agreement may be terminated at any time based upon the mutual agreement of the parties hereto. This agreement may also be terminated immediately by the District should Consultant breach this agreement or fail to perform the required services in a satisfactory manner.
8. Consultant agrees to pay all Federal, State and Local taxes, and fees that are owed as a result of payments made to Consultant pursuant to this agreement. Consultant agrees to indemnify and hold harmless the District from any and all costs, loss, or liability whatsoever arising from or caused by any challenge to the payments made to Consultant pursuant to this agreement, including but not limited to any liabilities or penalties assessed or levied by any and all local, state, or federal taxing authorities against the District.
9. Consultant agrees to ensure that they do not exceed the applicable earnings limitation under CALPERS or STRS and agrees to be solely responsible for any actions taken by CALPERS or STRS as a result of exceeding the applicable earnings limitation.

Burbank Unified School District of Los Angeles County
IN WITNESS THEREOF, the parties hereto have set their hands on the day and in the month and year first above written.

Tamara Schiern, Director of Special Education Date Consultant Date

Instructions: Consultant is to sign and return two copies to the sponsoring administrative site. After Board approval, return completed and signed forms to the Assistant Superintendent, Business Services for processing.

Burbank Unified School
District Special Education
Department

REPORT TO THE BOARD

TO:	Members of the Board of Education
FROM:	Tamara Schiern, Director of Special Education
PREPARED BY:	Tamara Schiern, Director of Special Education
SUBMITTED BY:	Sandra Shearer, Administrative Secretary
DATE:	June 17, 2021
SUBJECT:	Approval of Agreement for Professional Services (Special Education)

Background:

The Board of Education is being asked to approve an agreement for professional services to provide interpreting and translation services for special education students, pursuant to California Education Code (Sections 17604 and 35163), as presented in the Confidential Exhibit.

Discussion/Issues:

The District is currently obligated to provide services for students who are Burbank residents whose IEPs require such services. If the District does not have qualified staff to perform specific services, it is obligated to contract outside the District for such services.

Fiscal Impact:

Not to exceed $80,000.

Recommendation:

Tamara Schiern, Director, Special Education and Psychological Services, recommends that the Board of Education approve an agreement between the Burbank Unified School District and Language Resources of America, LRA Interpreters, Inc., to provide interpreting and translation services for Burbank special education students, not to exceed $80,000 (01.0-65000.0-57602-11900-5850-7440000), effective July 1, 2021 through June 30, 2022, and that authority to sign the agreement be exercised pursuant to BUSD-AR 3314, as presented.

BURBANK UNIFIED SCHOOL DISTRICT

1900 W. Olive Avenue · Burbank, CA 91506-2460 · (818) 729-4400

AGREEMENT FOR CONSULTANT SERVICES

This Agreement, made and entered into this 2nd day of June 2021 by and between the **Burbank Unified School District**, hereinafter referred to as "District", and Language Resources of America, LRA Interpreters, Inc hereinafter referred to as "Consultant."

Language Resources of America, LRA Interpreters, Inc	org@lrausa.com	818-861-7844
Payee's Name (Person or Company)	Email	Daytime Phone Number

Mailing Address: 1405 North San Fernando Blvd., Suite 202 Burbank, CA 91504
City State Zip

Sponsoring Administrator: Matt Hill Superintendent Special Education
Print Name Title Signature Location

Board Approval Date: 06/17/2021 Account Code: 01.0-65000.0-57602-11901-5850-7440000

The assignment **will** ☐ **will not** ☒ require Consultant to work with pupil(s) unsupervised in a program sponsored by the District during the contract period. If it does, the Consultant will be contacted by HR and provided the DOJ & FBI form to complete as required by AB346 and will be responsible for associated costs. **Consultant shall not begin service until HR receives clearance.**

WITNESSETH:

WHEREAS, the District is authorized pursuant to Education Code section 35160 and Government Code Section 53060 to contract for the services of consultants;
WHEREAS, the Consultant is especially trained, experienced and competent to provide such services;
WHEREAS, in consideration of the mutual promises of the parties, hereto, the District hereby retains the Consultant upon the terms and conditions hereinafter set forth, and the Consultant hereby accepts said retention and agrees to perform the services hereinafter mentioned, upon said terms and conditions;
NOW THEREFORE, the parties mutually agree as follows:

1. The Consultant agrees to perform the following services for the District, at a rate of $_____ per hour ☐ / per day ☐ / per session ☒ for a total not to exceed $ 80,000.
2. The term of the Agreement shall be the period commencing on 07/01/2021 and terminating on 06/30/2022.
3. Consultant will provide the following services:

   Interpreters/Translators for special education students. Pursuant to LRA's 2021-2022 interpreting and translating fee schedules.

4. The Consultant shall provide an invoice to the Special Education department of the time spent in providing the services and preparing the products required by this Agreement. Consultant will be paid at the conclusion of this contract unless otherwise stated.
5. It is expressly understood and agreed to by both parties hereto that the Consultant, while engaged in carrying out and complying with any of the terms and conditions of this contract, is an independent contractor and is not an officer, agent or employee of the aforesaid District.
6. Consultant agrees to defend, indemnify, save, and hold harmless the District, its governing body, the individual members thereof, and all officers, agents and employees of the District from all loss, cost, and expense arising out of any liability or claim of liability for injury, damage, or loss sustained or claimed to have been sustained arising out of, or occurring as a result of Consultant's performance or failure to perform services under this Agreement.
7. This agreement may be terminated at any time based upon the mutual agreement of the parties hereto. This agreement may also be terminated immediately by the District should Consultant breach this agreement or fail to perform the required services in a satisfactory manner.
8. Consultant agrees to pay all Federal, State and Local taxes, and fees that are owed as a result of payments made to Consultant pursuant to this agreement. Consultant agrees to indemnify and hold harmless the District from any and all costs, loss, or liability whatsoever arising from or caused by any challenge to the payments made to Consultant pursuant to this agreement, including but not limited to any liabilities or penalties assessed or levied by any and all local, state, or federal taxing authorities against the District.
9. Consultant agrees to ensure that they do not exceed the applicable earnings limitation under CALPERS or STRS and agrees to be solely responsible for any actions taken by CALPERS or STRS as a result of exceeding the applicable earnings limitation.

Burbank Unified School District of Los Angeles County
IN WITNESS THEREOF, the parties hereto have set their hands on the day and in the month and year first above written.

Tamara Schiern, Director of Special Education	Date	Consultant	Date

Instructions: Consultant is to sign and return two copies to the sponsoring administrative site. After Board approval, return completed and signed forms to the Assistant Superintendent, Business Services for processing.

Burbank Unified School District
Special Education Department

REPORT TO THE BOARD

TO:	Members of the Board of Education
FROM:	Tamara Schiern, Director of Special Education and Psychological Services
PREPARED BY:	Tamara Schiern, Director of Special Education and Psychological Services
SUBMITTED BY:	Sandra Shearer, Administrative Secretary
DATE:	June 17, 2021
SUBJECT:	Approval of Agreement for Professional Services (Special Education)

Background:

The Board of Education is being asked to approve the agreement to escort and transport special education students, pursuant to California Education Code (Sections 17604 and 35163), as presented in the Confidential Exhibit.

Discussion/Issues:

The District is currently obligated to provide services for students who are Burbank residents whose IEPs require such services. If the District does not have qualified staff to perform specific services, it is obligated to contract outside the District for such services.

Fiscal Impact:

Not to exceed $10,000.

Recommendation:

Tamara Schiern, Director, Special Education and Psychological Services, recommends that the Board of Education approve an agreement between the Burbank Unified School District and West Shield Adolescent Services, to escort and transport special education students to out of state residential facilities, not to exceed $10,000 (01.0-07240.0-50010-36000-5812-7440000), effective July 1, 2021 through June 30, 2022, and that authority to sign the agreement be exercised pursuant to BUSD-AR 3314, as presented.

BURBANK UNIFIED SCHOOL DISTRICT

1900 W. Olive Avenue · Burbank, CA 91506-2460 · (818) 729-4400

AGREEMENT FOR CONSULTANT SERVICES

This Agreement, made and entered into this 2nd day of June 2021 by and between the **Burbank Unified School District,** hereinafter referred to as "District", and West Shield Adolescent Services hereinafter referred to as "Consultant."

Payee's Name: West Shield Adolescent Services Daytime Phone Number: 800-899-8585 Email Address: contactus@westshield.com

Mailing Address: 16835 Algonquin Street Suite 439, Huntington Beach, CA 92649

Sponsoring Administrator: Matt Hill Superintendent Special Education
Print Name Title Signature Location

Board Approval: 06/17/2021

Account Code: 01.0-07240-0-50010-36000-5812-7440000

The assignment ▪ **will or will not** require Consultant to work with pupil(s) unsupervised in a program sponsored by the District during the contract period. If it does, the Consultant will be contacted by HR and provided the DOJ & FBI form to complete as required by AB346 and will be responsible for associated costs. **Consultant shall not begin service until HR receives clearance.**
Retired Employee: Please check if you belong to __calPERS __cal STRS Retirement Date _____

WITNESSETH:

WHEREAS, the District is authorized pursuant to Education Code section 35160 and Government Code Section 53060 to contract for the services of consultants;
WHEREAS, the Consultant is especially trained, experienced and competent to provide such services;
WHEREAS, in consideration of the mutual promises of the parties, hereto, the District hereby retains the Consultant upon the terms and conditions hereinafter set forth, and the Consultant hereby accepts said retention and agrees to perform the services hereinafter mentioned, upon said terms and conditions;
NOW THEREFORE, the parties mutually agree as follows:

1. The Consultant agrees to perform the following services for the District, at a rate of $95 per hour▪/ per day □/ per session□ for a total not to exceed $10,000 **Amount to include speaking fee, mileage and any additional fees.
2. The term of the Agreement shall be the period commencing on: 07/01/2021 and terminating on 06/30/2022.
3. Payment Terms: Net 45 Days

   Escort transportation services to special education students being placed at out of state/in state residential facilities.

4. Consultant will provide the following services:
6. The Consultant shall provide an invoice/Authorization for Payment of the time spent in providing the services and preparing the products required by this Agreement. Consultant will be paid at the conclusion of this contract unless otherwise stated in the payment terms above.
7. It is expressly understood and agreed to by both parties hereto that the Consultant, while engaged in carrying out and complying with any of the terms and conditions of this contract, is an independent contractor and is not an officer, agent or employee of the aforesaid District.
8. Consultant agrees to defend, indemnify, save, and hold harmless the District, its governing body, the individual members thereof, and all officers, agents and employees of the District from all loss, cost, and expense arising out of any liability or claim of liability for injury, damage, or loss sustained or claimed to have been sustained arising out of, or occurring as a result of Consultant's performance or failure to perform services under this Agreement.
9. This agreement may be terminated at any time based upon the mutual agreement of the parties hereto. This agreement may also be terminated immediately by the District should Consultant breach this agreement or fail to perform the required services in a satisfactory manner.
10. Consultant agrees to pay all Federal, State and Local taxes, and fees that are owed as a result of payments made to Consultant pursuant to this agreement. Consultant agrees to indemnify and hold harmless the District from any and all costs, loss, or liability whatsoever arising from or caused by any challenge to the payments made to Consultant pursuant to this agreement, including but not limited to any liabilities or penalties assessed or levied by any and all local, state, or federal taxing authorities against the District.
11. Consultant agrees to ensure that they do not exceed the applicable earnings limitation under CALPERS or STRS and agrees to be solely responsible for any actions taken by CALPERS or STRS as a result of exceeding the applicable earnings limitation.

Burbank Unified School District of Los Angeles County
IN WITNESS THEREOF, the parties hereto have set their hands on the day and in the month and year first above written.

Tamara Schiern, Director of Special Education Date Consultant Date

Instructions: Consultant is to sign and return one copy to the sponsoring administrative site. Agreement will be submitted for Board Approval. After Board approval, a Purchase Order will be created. This Purchase Order will need to include the Agreement for Consultant Services, W9, and Board Approved coversheet uploaded on the Purchase Order. Once services are rendered, send paperwork to accounts receivable so they can process payment.

Revised 09/18

Burbank Unified School District
Special Education Department

REPORT TO THE BOARD

TO:	Members of the Board of Education
FROM:	Tamara Schiern, Director of Special Education and Psychological Services
PREPARED BY:	Tamara Schiern, Director of Special Education and Psychological Services
SUBMITTED BY:	Sandra Shearer, Administrative Secretary
DATE:	June 17, 2021
SUBJECT:	Approval of Agreement for Professional Services (Special Education)

Background:

The Board of Education is being asked to approve an agreement for professional services to provide services and assessments for students with orthopedic impairments, pursuant to California Education Code (Sections 17604 and 35163), as presented in the Confidential Exhibit.

Discussion/Issues:

The District is currently obligated to provide services for students who are Burbank residents whose IEPs require such services. If the District does not have qualified staff to perform specific services, it is obligated to contract outside the District for such services.

Fiscal Impact:

Not to exceed $7,000.

Recommendation:

Tamara Schiern, Director, Special Education and Psychological Services, recommends that the Board of Education approve an agreement between the Burbank Unified School District and Debra Rondeau, to provide services and assessments for students with orthopedic impairments, not to exceed $7,000 (01.0-65000.0-57602-11900-5850-7440000), effective July 1, 2021 through June 30, 2022, and that authority to sign the agreement be exercised pursuant to BUSD-AR 3314, as presented.

BURBANK UNIFIED SCHOOL DISTRICT

1900 W. Olive Avenue · Burbank, CA 91506-2460 · (818) 729-4400

AGREEMENT FOR CONSULTANT SERVICES

This Agreement, made and entered into this 2nd day of June 2021 by and between the **Burbank Unified School District,** hereinafter referred to as "District", and Debra Rondeau hereinafter referred to as "Consultant."

Payee's Name: Debra Rondeau Daytime Phone Number: 661-917-7053 Email Address: debrondeau@gmail.com

Mailing Address: 4522 West Ave L13, Lancaster CA 93536

Sponsoring Administrator: Matt Hill Superintendent Special Education
Print Name Title Signature Location

Board Approval: 06/17/2021

Account Code: 01.0-65000.0-57602-11900-5850-7440000

The assignment ☐ **will or** ▪ **will not** require Consultant to work with pupil(s) unsupervised in a program sponsored by the District during the contract period. If it does, the Consultant will be contacted by HR and provided the DOJ & FBI form to complete as required by AB346 and will be responsible for associated costs. **Consultant shall not begin service until HR receives clearance.**
Retired Employee: Please check if you belong to __calPERS __cal STRS Retirement Date _____

WITNESSETH:

WHEREAS, the District is authorized pursuant to Education Code section 35160 and Government Code Section 53060 to contract for the services of consultants;
WHEREAS, the Consultant is especially trained, experienced and competent to provide such services;
WHEREAS, in consideration of the mutual promises of the parties, hereto, the District hereby retains the Consultant upon the terms and conditions hereinafter set forth, and the Consultant hereby accepts said retention and agrees to perform the services hereinafter mentioned, upon said terms and conditions;
NOW THEREFORE, the parties mutually agree as follows:

1. The Consultant agrees to perform the following services for the District, at a rate of $100 per hour▪/ per day ☐/ per session☐ for a total not to exceed $7,000 **Amount to include speaking fee, mileage and any additional fees.
2. The term of the Agreement shall be the period commencing on: 07/01/2021 and terminating on: 06/30/2022.
3. Payment Terms: Net 45 Days

   Consultant will provide direct services and assessments for students with orthopedic impairments. Consultant will not to exceed 40 hours. Consultant will also be available to other SELPA Districts who will bill BUSD per use.

4. Consultant will provide the following services:
6. The Consultant shall provide an invoice/Authorization for Payment of the time spent in providing the services and preparing the products required by this Agreement. Consultant will be paid at the conclusion of this contract unless otherwise stated in the payment terms above.
7. It is expressly understood and agreed to by both parties hereto that the Consultant, while engaged in carrying out and complying with any of the terms and conditions of this contract, is an independent contractor and is not an officer, agent or employee of the aforesaid District.
8. Consultant agrees to defend, indemnify, save, and hold harmless the District, its governing body, the individual members thereof, and all officers, agents and employees of the District from all loss, cost, and expense arising out of any liability or claim of liability for injury, damage, or loss sustained or claimed to have been sustained arising out of, or occurring as a result of Consultant's performance or failure to perform services under this Agreement.
9. This agreement may be terminated at any time based upon the mutual agreement of the parties hereto. This agreement may also be terminated immediately by the District should Consultant breach this agreement or fail to perform the required services in a satisfactory manner.
10. Consultant agrees to pay all Federal, State and Local taxes, and fees that are owed as a result of payments made to Consultant pursuant to this agreement. Consultant agrees to indemnify and hold harmless the District from any and all costs, loss, or liability whatsoever arising from or caused by any challenge to the payments made to Consultant pursuant to this agreement, including but not limited to any liabilities or penalties assessed or levied by any and all local, state, or federal taxing authorities against the District.
11. Consultant agrees to ensure that they do not exceed the applicable earnings limitation under CALPERS or STRS and agrees to be solely responsible for any actions taken by CALPERS or STRS as a result of exceeding the applicable earnings limitation.

Burbank Unified School District of Los Angeles County
IN WITNESS THEREOF, the parties hereto have set their hands on the day and in the month and year first above written.

Tamara Schiern, Director of Special Education Date Consultant Date

Instructions: Consultant is to sign and return one copy to the sponsoring administrative site. Agreement will be submitted for Board Approval. After Board approval, a Purchase Order will be created. This Purchase Order will need to include the Agreement for Consultant Services, W9, and Board Approved coversheet uploaded on the Purchase Order. Once services are rendered, send paperwork to accounts receivable so they can process payment.

Revised 09/18

Burbank Unified School District
Special Education Department

REPORT TO THE BOARD

TO:	Members of the Board of Education
FROM:	Tamara Schiern, Director, Special Education and Psychological Services
PREPARED BY:	Tamara Schiern, Director, Special Education and Psychological Services
SUBMITTED BY:	Sandra Shearer, Administrative Secretary
DATE:	June 17, 2021
SUBJECT:	Approval of Agreement for Professional Services (Special Education)

Background:

The Board of Education is being asked to approve the agreement for professional services to provide authorized signatures for occupational therapy medical logs. The Burbank Unified School District Special Education participates in the Local Education Agencies (LEA) Medi-Cal Billing Option Program. This program allows our school district to seek reimbursement for certain medically related Special Education Services.

Discussion/Issues:

Under this program, the Special Education Department can seek reimbursement for occupational therapy services documented in a student's Individual Education Plan (IEP). In order to be reimbursed for occupational therapy services, an authorization for the services by a physician is required. District will contract with Dr. Al Melaragno to provide this authorization. This physician will review the service logs submitted by the district's Occupational Therapists and provide signature of his authorization. This will allow the District to then submit the service logs to Medi-Cal for reimbursement. This Agreement will be effective July 1, 2021 through June 30, 2022 for preparing claims to be submitted for the 2021-2022 school year.

Fiscal Impact:

The cost for three authorization reviews is $175 per review, totaling $525.

Recommendation:

Tamara Schiern, Director, Special Education and Psychological Services, recommends that the Board of Education approve the agreement between the Burbank Unified School District and Dr. Al Melaragno to provide authorized signatures for occupational therapy medical logs, as authorized by Education Code Section 17596, effective July 1, 2021 through June 30, 2022, not to exceed $525 (01.0-56400.0-57500-31400-5880-7448000), and that authority to sign the agreement be exercised pursuant to BUSD – AR 3314, as presented.

BURBANK UNIFIED SCHOOL DISTRICT

1900 W. Olive Avenue · Burbank, CA 91506-2460 · (818) 729-4400

AGREEMENT FOR CONSULTANT SERVICES

This Agreement, made and entered into this 2nd day of June 2021 by and between the **Burbank Unified School District**, hereinafter referred to as "District", and Albert J. Melaragno, M.D. hereinafter referred to as "Consultant."

Payee's Name: Albert J. Melaragno, M.D. Daytime Phone Number: 818-885-1062 Email Address: amelaragno65@gmail.com

Mailing Address: 9245 White Oak Ave., Northridge CA 91325

Sponsoring Administrator: Matt Hill Superintendent Special Education
Print Name Title Signature Location

Board Approval: 06/17/2021
Account Code: 01.0-56400.0-57500-31400-5880-744-8000

The assignment ☐ **will or** ▪ **will not** require Consultant to work with pupil(s) unsupervised in a program sponsored by the District during the contract period. If it does, the Consultant will be contacted by HR and provided the DOJ & FBI form to complete as required by AB346 and will be responsible for associated costs. **Consultant shall not begin service until HR receives clearance.**
Retired Employee: Please check if you belong to __calPERS __cal STRS Retirement Date _____

WITNESSETH:

WHEREAS, the District is authorized pursuant to Education Code section 35160 and Government Code Section 53060 to contract for the services of consultants;
WHEREAS, the Consultant is especially trained, experienced and competent to provide such services;
WHEREAS, in consideration of the mutual promises of the parties, hereto, the District hereby retains the Consultant upon the terms and conditions hereinafter set forth, and the Consultant hereby accepts said retention and agrees to perform the services hereinafter mentioned, upon said terms and conditions;
NOW THEREFORE, the parties mutually agree as follows:

1. The Consultant agrees to perform the following services for the District, at a rate of $175 per hour▪/ per day ☐/ per session▪ for a total not to exceed $525 **Amount to include speaking fee, mileage and any additional fees.
2. The term of the Agreement shall be the period commencing on: 07/01/21 and terminating on 06/30/22.
3. Payment Terms: Net 45 Days

   Authorized signatures to offer our students OT services and submit the OT treatment logs for those students receiving individual OT services for Medical Reimbursement.

4. Consultant will provide the following services:
6. The Consultant shall provide an invoice/Authorization for Payment of the time spent in providing the services and preparing the products required by this Agreement. Consultant will be paid at the conclusion of this contract unless otherwise stated in the payment terms above.
7. It is expressly understood and agreed to by both parties hereto that the Consultant, while engaged in carrying out and complying with any of the terms and conditions of this contract, is an independent contractor and is not an officer, agent or employee of the aforesaid District.
8. Consultant agrees to defend, indemnify, save, and hold harmless the District, its governing body, the individual members thereof, and all officers, agents and employees of the District from all loss, cost, and expense arising out of any liability or claim of liability for injury, damage, or loss sustained or claimed to have been sustained arising out of, or occurring as a result of Consultant's performance or failure to perform services under this Agreement.
9. This agreement may be terminated at any time based upon the mutual agreement of the parties hereto. This agreement may also be terminated immediately by the District should Consultant breach this agreement or fail to perform the required services in a satisfactory manner.
10. Consultant agrees to pay all Federal, State and Local taxes, and fees that are owed as a result of payments made to Consultant pursuant to this agreement. Consultant agrees to indemnify and hold harmless the District from any and all costs, loss, or liability whatsoever arising from or caused by any challenge to the payments made to Consultant pursuant to this agreement, including but not limited to any liabilities or penalties assessed or levied by any and all local, state, or federal taxing authorities against the District.
11. Consultant agrees to ensure that they do not exceed the applicable earnings limitation under CALPERS or STRS and agrees to be solely responsible for any actions taken by CALPERS or STRS as a result of exceeding the applicable earnings limitation.

Burbank Unified School District of Los Angeles County
IN WITNESS THEREOF, the parties hereto have set their hands on the day and in the month and year first above written.

Tamara Schiern, Director of Special Education Date Consultant Date

Instructions: Consultant is to sign and return one copy to the sponsoring administrative site. Agreement will be submitted for Board Approval. After Board approval, a Purchase Order will be created. This Purchase Order will need to include the Agreement for Consultant Services, W9, and Board Approved coversheet uploaded on the Purchase Order. Once services are rendered, send paperwork to accounts receivable so they can process payment.

Revised 09/18

Burbank Unified School
District Special Education
Department

REPORT TO THE BOARD

TO:	Members of the Board of Education
FROM:	Tamara Schiern, Director of Special Education
PREPARED BY:	Tamara Schiern, Director of Special Education
SUBMITTED BY:	Sandra Shearer, Administrative Secretary
DATE:	June 17, 2021
SUBJECT:	Approval of Reimbursement to Parent for Transportation (Special Education)

Background:

Special Education Student 960004298 currently attends a Non Public School (NPS) in the local area. Per Student's Individualized Educational Plan (IEP), Student is eligible to receive related services of transportation to and from school. Students' Parent has agreed to transport Student to and from school for the 2021-2022 school year.

Discussion/Issues:

The District is obligated to reimburse Student's Parent for mileage costs. This requirement meets the District's obligation to provide a Free and Appropriate Public Education (FAPE) at no cost to parents.

Fiscal Impact:

Not to exceed $7,815

Recommendation:

Tamara Schiern, Director, Special Education and Psychological Services, recommends that the Board of Education, approve mileage reimbursement to the parents of Special Education Student 960004298 to transport student from home to the Non Public School (NPS), per IEP, not to exceed $7,815, effective July 1, 2021 through June 30, 2022, (01.0-65000.0-50010-36000-5813-7440000), and that authority to sign the agreement be exercised pursuant to BUSD-AR 3314, as presented.

Burbank Unified School District
Special Education Department

REPORT TO THE BOARD

TO:	Members of the Board of Education
FROM:	Tamara Schiern, Director, Special Education and Psychological Services
PREPARED BY:	Tamara Schiern, Director, Special Education and Psychological Services
SUBMITTED BY:	Sandra Shearer, Administrative Secretary
DATE:	June 17, 2021
SUBJECT:	Approval of Agreement for Professional Services (Special Education)

Background:

The Center for Educational Development and Research (CEDR) is a department of the San Joaquin County Office of Education (SJCOE). CEDR is the developer of programs such as ED-JOIN and Special Education Information System (SEIS), among others. Since August 2011 the foothill SELPA and Burbank Unified School District have used SEIS, a web-based data organizational system that allows centralized online access for writing IEPs, the management of Special Education data and facilitates the reporting of data to the California Department of Education. Since August 2011 the District has contracted with SJCOE to provide integration services that facilitate the transfer of demographic information for special education students from Aeries (the District's student information management service) to SEIS.

Discussion/Issues:

Staff is requesting that the District continue to contract with SJCOE to provide integration services for the SEIS data organization and management system, which supports the bidirectional data transfer from Aeries.

Fiscal Impact:

Not to exceed $3,408 for the 2021/2022 school year. The annual maintenance fee for professional services from SJCOE for SEIS integration components and services is $1.50 per student based on the current special education count as of June 1, 2021. This fee may change based on the number of special education students served by the District.

Recommendation:

Tamara Schiern, Director, Special Education and Psychological Services, recommends that the Board of Education approve the agreement between Burbank Unified School District (BUSD) and San Joaquin County Office of Education (SJCOE), to provide professional services, effective July 1, 2021 through June 30, 2022, not to exceed $3,408 (01.0-65000.0-50010-27000-5632-744-1000), and that authority to sign the agreement be exercised pursuant to BUSD- AR 3314, as presented.

BURBANK UNIFIED SCHOOL DISTRICT

1900 W. Olive Avenue · Burbank, CA 91506-2460 · (818) 729-4400

AGREEMENT FOR CONSULTANT SERVICES

This Agreement, made and entered into this 19th day of May 2021 by and between the **Burbank Unified School District**, hereinafter referred to as "District", and San Joaquin County Office of Education (SJOE/CEDR) hereinafter referred to as "Consultant."

Payee's Name San Joaquin County Office of Education (SJOE/CEDR) Phone Number 209-292-2662 Email rachwanden@sjcoe.net

Mailing Address: PO Box 213030 Stockton CA 95213

Sponsoring Administrator: Matt Hill Superintendent Special Education
Print Name Title Signature Location

Board Approval: 06/17/2021

Account Code: 01.065000.0-50010-27000-5632-7441000

The assignment ☐ **will or** ▪ **will not** require Consultant to work with pupil(s) unsupervised in a program sponsored by the District during the contract period. If it does, the Consultant will be contacted by HR and provided the DOJ & FBI form to complete as required by AB346 and will be responsible for associated costs. **Consultant shall not begin service until HR receives clearance.**
Retired Employee: Please check if you belong to __calPERS __cal STRS Retirement Date _____

WITNESSETH:

WHEREAS, the District is authorized pursuant to Education Code section 35160 and Government Code Section 53060 to contract for the services of consultants;
WHEREAS, the Consultant is especially trained, experienced and competent to provide such services;
WHEREAS, in consideration of the mutual promises of the parties, hereto, the District hereby retains the Consultant upon the terms and conditions hereinafter set forth, and the Consultant hereby accepts said retention and agrees to perform the services hereinafter mentioned, upon said terms and conditions;
NOW THEREFORE, the parties mutually agree as follows:

1. The Consultant agrees to perform the following services for the District, at a rate of $ _____ per hour☐/ per day ☐/ per session☐ for a total not to exceed $3,408 **Amount to include speaking fee, mileage and any additional fees.
2. The term of the Agreement shall be the period commencing on: July 1, 2021 and terminating on June 30, 2022.
3. Payment Terms: Net 60 Days

To continue integration services of SEIS to Aeries

4. Consultant will provide the following services:
6. The Consultant shall provide an invoice/Authorization for Payment of the time spent in providing the services and preparing the products required by this Agreement. Consultant will be paid at the conclusion of this contract unless otherwise stated in the payment terms above.
7. It is expressly understood and agreed to by both parties hereto that the Consultant, while engaged in carrying out and complying with any of the terms and conditions of this contract, is an independent contractor and is not an officer, agent or employee of the aforesaid District.
8. Consultant agrees to defend, indemnify, save, and hold harmless the District, its governing body, the individual members thereof, and all officers, agents and employees of the District from all loss, cost, and expense arising out of any liability or claim of liability for injury, damage, or loss sustained or claimed to have been sustained arising out of, or occurring as a result of Consultant's performance or failure to perform services under this Agreement.
9. This agreement may be terminated at any time based upon the mutual agreement of the parties hereto. This agreement may also be terminated immediately by the District should Consultant breach this agreement or fail to perform the required services in a satisfactory manner.
10. Consultant agrees to pay all Federal, State and Local taxes, and fees that are owed as a result of payments made to Consultant pursuant to this agreement. Consultant agrees to indemnify and hold harmless the District from any and all costs, loss, or liability whatsoever arising from or caused by any challenge to the payments made to Consultant pursuant to this agreement, including but not limited to any liabilities or penalties assessed or levied by any and all local, state, or federal taxing authorities against the District.
11. Consultant agrees to ensure that they do not exceed the applicable earnings limitation under CALPERS or STRS and agrees to be solely responsible for any actions taken by CALPERS or STRS as a result of exceeding the applicable earnings limitation.

Burbank Unified School District of Los Angeles County
IN WITNESS THEREOF, the parties hereto have set their hands on the day and in the month and year first above written.

Fiscal Services Administrator Date Consultant Date

Instructions: Consultant is to sign and return one copy to the sponsoring administrative site. Agreement will be submitted for Board Approval. After Board approval, a Purchase Order will be created. This Purchase Order will need to include the Agreement for Consultant Services, W9, and Board Approved coversheet uploaded on the Purchase Order. Once services are rendered, send paperwork to accounts receivable so they can process payment.

Revised 09/18

Burbank Unified School District
Special Education Department

REPORT TO THE BOARD

TO:	Members of the Board of Education
FROM:	Tamara Schiern, Director, Special Education and Psychological Services
PREPARED BY:	Tamara Schiern, Director, Special Education and Psychological Services
SUBMITTED BY:	Sandra Shearer, Administrative Secretary
DATE:	June 3, 2021
SUBJECT:	Approval of Agreement for Professional Services (Special Education)

Background:

The Burbank Unified School District Special Education participates in the Local Education Agencies (LEA) Medi-Cal Billing Option Program. This program allows the District to obtain a Medi-Cal provider number to seek reimbursement for certain Special Education and Health related Services. Paradigm Healthcare will prepare and process claims for the LEA program. This Agreement will be effective for thirty-six (36) consecutive months, commencing on July 1, 2021 through June 30, 2024 to prepare claims for submission on a weekly basis.

Discussion/Issues:

BUSD hires qualified practitioners to provide direct health services to the students. Under this program, the Special Education Department can seek reimbursement for certain services documented in the students' Individual Education Plans (IEPs) or Individual Family Service Plans (IFSPs) through Medi-Cal. BUSD would contract with Paradigm Healthcare for Medi-Cal Local Education Agencies (LEA) Billing services for the 2021-2024 fiscal year(s). Receiving this additional funding through reimbursement pays for non-mandated, supplemental supports for students with IEPs.

Fiscal Impact:

The District agrees to pay Paradigm Healthcare 9% of the total amount received through Medi-Cal LEA billing to the LEA up to $200,000, 12% of the total amount received through Medi-Cal LEA billing to the LEA from $200,000 to $850,000 and 10% of the total amount received through Medi-Cal LEA billing to the LEA above $850,000. In an average year, BUSD typically receives approximately $250,000 Medi-Cal LEA reimbursement. There is an additional fee for preparing the Reimbursement Comparison Schedule report (CRCS) and support the LEA in Medi-Cal billing audits. The fee for CRCS will not exceed $8500. Billing fee schedule is enclosed at the end of this agreement.

Recommendation:

Tamara Schiern, Director, Special Education and Psychological Services, recommends that the Board of Education approve an agreement between Burbank Unified School District and Paradigm Healthcare, to provide Medi-Cal Local Education Agencies (LEA) billing options services for the 2021-2022 fiscal year(s), with the understanding that it will automatically renew for an additional period of twenty-four (24) months unless the District or Paradigm Healthcare provides written notice of cancellation ninety

(90) days prior to the renewal date, not to exceed $60,000 ($16,666.67 Special Ed) 01.0-56400.0-50010-27000-5850-7448000, ($8,333.33 Student Services) 01.0-56400.0-50000-27000-5850-7728000, effective July 1, 2021 through June 30, 2024, and that authority to sign the agreement be exercised pursuant to BUSD – AR 3314, as presented.

DocuSign Envelope ID: 1FD022FB-AB3B-4981-ADF7-12B11EB249AF

paradigm | healthcare

SERVICE AGREEMENT

This Service Agreement (**"Agreement"**) is entered into as of the 1st day of July 2021 between Paradigm Healthcare Services, LLC, a California Limited Liability Company (**"Paradigm"**) and Burbank Unified School Distric, a Local Education Agency (**"Client"**).

RECITALS

Paradigm is engaged in the business of providing Medicaid direct service and administrative claiming services to local education agencies, local governmental agencies, school districts, County offices of education, and local education consortia within the State of California.

Client desires to retain Paradigm, and Paradigm desires to be retained by Client, to provide the services described in greater detail below.

Accordingly, in consideration of the mutual obligations undertaken herein, THE PARTIES AGREE AS FOLLOWS:

TERMS

1. ***Retention.***

Client hereby retains Paradigm and grants it the exclusive right to perform the services described below subject to the terms and conditions set forth in this Agreement.

2. ***Term.***

This Agreement shall commence on the date first set forth above and shall continue in full force and effect through June 30, 2024 ("Initial Term") subject to the termination provisions set forth in Paragraph, "Termination." Unless either party sends written notice to the other party at least 60 days prior to the end of the Initial Term or any subsequent term, this agreement shall automatically renew for an additional year on each July 1 following the Initial Term, subject to termination provisions herein. The phrase "Term of the Agreement" shall refer to the Initial Term and any subsequent renewal period. The phrase "Fiscal Year" as used in this Agreement shall refer to the period July 1 through June 30. The Agreement will govern activities required to be performed by either party to complete obligations undertaken under this Agreement, regardless whether those activities are to be performed during or after the Term of the Agreement.

3. ***Paradigm LEA Billing Services.***

a. **Program Implementation Services.**

(1) Paradigm will assist Client with all start-up documentation required by the California Department of Health Care Services ("DHCS") to enroll Client as a Medi-Cal Provider, and establish Paradigm as the Client agent for purposes of submitting reimbursement requests under this Agreement.

(2) Paradigm will work with Client to assess program potential, establish provider and site databases for effective service tracking, and provide implementation training to Client program coordinator(s). This implementation process will be designed to identify areas of reimbursement and to facilitate an effective partnership between the Client and Paradigm.

b. Training and Materials.

(1) Paradigm will provide training to Client's program coordinator(s) and healthcare providers as part of the initial contract implementation and at least annually thereafter. Training will include the following subject areas: DHCS audit requirements for Client's LEA billing program; all necessary information and procedures for submitting Client billing data to Paradigm; and "best practices" to implement and maintain an optimized, audit-ready program.

(2) Paradigm will provide Client personnel with all necessary training materials including a proprietary "Coordinator's Handbook" containing a detailed review of the rules and regulations governing the LEA billing program. At Client's request Paradigm will also make available its proprietary "provider forms" for use in documenting the delivery of healthcare services (available in paper and electronic versions).

c. Claims Preparation and Submission.

(1) **Eligibility.** Upon the commencement of LEA Billing Services under this Agreement and quarterly thereafter during the Term of the Agreement, Paradigm will use its proprietary algorithms and know-how to determine Medi-Cal eligibility and identify Medi-Cal numbers within limits imposed by the DHCS and county governments. Eligibility match information will be retained by Paradigm and will be used solely to provide services hereunder subject to all the confidentiality provisions provided in the Agreement.

(2) **Claims Submittal.** Paradigm will make reasonable efforts to submit each LEA Medi-Cal billing claim eligible for submission pursuant to California law or regulation within thirty (30) days of receipt from Client of all information necessary for processing that claim. Paradigm will also make reasonable efforts to bill retroactive claims existing at the commencement of this Agreement so as to minimize revenue lost due to Medi-Cal's one (1) year billing limit.

(3) **Review and Resubmittal.** Paradigm will monitor the submittal and payment process, review denials, suspensions, and holds, as reported by DHCS, and make reasonable efforts to resolve any challenged Client reimbursement claim.

d. Management Reports and Program Analysis. Paradigm will provide Client with periodic management reports using provider, procedure, and/or site parameters. The frequency of such reports will be determined by mutual agreement of Paradigm and Client, but in any event shall occur no less frequently than quarterly.

e. Coordination with Client.

(1) **Information Sharing.** Paradigm will provide Client with information regarding program policy, interpretation of policy, and regulatory updates as applicable. Quarterly "Bulletins" will be provided to Client's coordinator(s) to ensure timely communication about program changes and updates to Paradigm's systems and processes.

(2) **Support.** Paradigm will provide a "Client Care Center" available for the use of Client's program coordinator(s) and accessible via toll-free phone and email. A Paradigm Help Desk will be available to Client program coordinator(s) and participants utilizing Paradigm's web-based software, accessible by toll-free phone during regular business hours and by email.

DocuSign Envelope ID: 1FD022FB-AB3B-4981-ADF7-12B11EB249AF

(3) **Audit and Site Visit Support.** Paradigm will provide Client personnel with training on audit requirements and program compliance. In the event of a program audit or review, Paradigm will assist in preparing for and responding to the audit to the extent permitted by DHCS and or any other auditing party.

f. Paradigm Technologies Software. Paradigm will make available its proprietary web-based software to assist Client in effective management of program participation, including at Client's option, the web-based Paradigm Technologies application. Note: Access to any Paradigm Technologies web-based applications requires acceptance of a separate, no-fee online Software License Agreement found at Paradigm's website.

4. ***Client's LEA Billing Service Obligations.***

a. Program Coordinator(s). Client will make available designated personnel to assist with the implementation of Paradigm's services, and coordinate with Client's individual program participants.

b. Provider Logs. Client will maintain complete and accurate provider logs of all healthcare services provided by Client and will return the completed logs to Paradigm at the end of each month.

c. Student Data. Upon commencement of the Agreement and quarterly thereafter (October 1st, December 15th, March 15th, and June 15th), Client will provide Paradigm with a computer file in a format specified by Paradigm of all student data reasonably requested by Paradigm in connection with its performance under this agreement from Client's computer systems or from the computer systems of the individual schools Client comprises.

d. Official RMTS Participant Roster (TSP). On the last day of the first month of the fiscal quarter, Client will submit to Paradigm the official RMTS participant roster (referred to as the TSP in the California State RMTS claiming plan).

5. ***Paradigm CRCS Services.***

Paradigm will prepare the annual Cost and Reimbursement Comparison Schedule ("CRCS") Workbook in accordance with the claim guidelines approved by DHCS, based on information supplied by Client for each fiscal year, in accordance with the terms of the Agreement. Client will have final approval over the CRCS Workbook submission prepared by Paradigm.

6. ***Client's CRCS Obligations.***

Client will submit to Paradigm, in a format specified by Paradigm, all elements needed to complete the CRCS Workbook for each provider for whom reimbursement is sought. Documentation will be submitted to Paradigm no later than sixty (60) days after the end of the Fiscal Year for which the CRCS is to be submitted.

7. ***Additional Client Obligations.***

In addition to the specific obligations set forth above, Client will take such other reasonable actions as Paradigm may request to facilitate Paradigm's provision of services under this Agreement.

8. ***Fees and Payment Terms.***

a. Fees for LEA Billing Services.

(1) **Flat Fee Per Approved Service.** Paradigm fees for Client LEA claims submitted or originating during the Term of the Agreement will consist in a flat fee for each claimed service that DHCS approves for interim reimbursement ("Interim Approved Claim"). The schedule of Paradigm flat fees for Interim Approved Claims is set forth in Appendix A subject to adjustment in accordance with the terms of Sub-paragraphs (2)-(5) following.

(2) **Sliding Scale Reduction of Paradigm Fees.** Paradigm's fees for LEA Billing Services in any Fiscal Year decrease whenever the dollar value of Client's Interim Approved Claims exceeds $500,000 in that Fiscal Year. An additional decrease in Paradigm's fees will apply to Client's Interim Approved Claims in excess of $1,000,000 in the same Fiscal Year. These fee reductions will apply prospectively, i.e., to LEA Billing claims receiving interim approval after an applicable threshold is reached and before the end of the Fiscal Year. The schedule of Paradigm's reduced fees at each threshold is set forth in Appendix A.

(3) **Effect of Increase in Reimbursement Rates.** In the event the Federal Medical Assistance Percentage (FMAP) increases or DHCS increases the reimbursement rates to Client for any LEA service claim during the Term of this Agreement, Paradigm's flat fee for such services will simultaneously and without requirement of prior notice to Client increase by the same percentage as the percentage DHCS increase.

(4) **Cap on Paradigm Fees.** Notwithstanding any other provision of this Paragraph (a) and the fee schedule set forth in Appendix A, the total fees payable to Paradigm based on Interim Approved Claims during any Fiscal Year will not exceed the following:

9% of the dollar value of the first $200,000 of Interim Approved Claims;

12% of dollar value of Interim Approved Claims from $200,001 to $850,000; and

10% of the dollar value of Interim Approved Claims in excess of $850,000.

(5) **Application of Fiscal Year Limits.** For purposes of computing Paradigm's fees, thresholds and fee caps for LEA Billing Services, the date of an Interim Approved Claim will be the warrant date of the Remittance Advice Details ("RAD") issued by DHCS granting interim approval of the claim, regardless of when the claim originates or is submitted by Paradigm to DHCS for payment, and regardless of when or whether Client is reimbursed for the claim by DHCS. Paradigm will invoice Client monthly based on Interim Approved Claims identified in DHCS RADs.

(6) **Approval of Interim Approved Claims After the Termination of the Agreement.** Nothing in this Agreement shall constitute a limitation or waiver of Paradigm's entitlement to receive fees based on Interim Approved Claims submitted pursuant to this Agreement whose date of interim approval is after the termination of this Agreement.

b. Fees for CRCS Services. The fee for each Fiscal Year for which CRCS services are rendered will be equal to the lesser of: (i) $100 per employee or contractor used in the final calculation of "Net Total Personnel Costs" as reported on Worksheets A and B, or (ii) $8,500. Paradigm will invoice Client for CRCS services on an annual basis.

c. Substitution of Alternative Methodology and/or Fee Terms. In the event that any LEA Billing, CRCS, or MAA fee arrangements, or and part thereof are or become inconsistent with applicable federal or state laws or regulations, or court order, or that any time survey methodology other than Worker Log or RMTS is approved by DHCS for use by Client in determining the percentage of allowable costs for MAA reimbursement, Paradigm will on thirty (30) days written notice provide substitute fee arrangements and/or substitute time survey services consistent with applicable law regulation or court order. Any such substitute fee arrangements shall not increase the

DocuSign Envelope ID: 1FD022FB-AB3B-4981-ADF7-12B11EB249AF

total amount Client would otherwise have been required to pay Paradigm for services under this Agreement.

d. Late Fees. Client will incur a late fee of two percent (2%) per month or any part thereof, or the maximum fee allowed by law, whichever is less, on any invoiced amount unpaid after sixty (60) days. The fees specified herein do not include taxes or similar surcharges, which are the sole responsibility of Client (excluding taxes on Paradigm's gross income).

9. *Protection of Confidential Information.*

a. Definitions.

(1) **"Client Confidential Information"** shall mean all information in whatever form that Client provides or authorizes to be provided to Paradigm in connection with the services rendered under this Agreement and that at the time of first receipt: (i) is clearly marked "confidential" or "proprietary;" (ii) constitutes protected health information, personal information, or student or pupil information, as defined by any federal or state laws or regulations, including but not limited to the Family Education Rights Privacy Act (FERPA), 20 U.S.C. §1232g, et al., the Protection of Pupil Rights Amendment (PPRA), 20 U.S.C. §1232h, the Children's Online Privacy Protection Act (COPPA), 15 U.S.C. §§6501-6506, and the California Education Code (including §49073.1); (iii) is governed by the terms of a Data Use Agreement (DUA) between Client and DHCS; (iv) is otherwise disclosed under circumstances of confidence; or (v) reasonably should be understood by the receiving party to be confidential. Without limiting the foregoing, Client Confidential Information shall include all Client student healthcare data and other student information, and all Medi-Cal data files received by Paradigm as Client's designated custodian. Confidential Information shall not include any information that is or becomes publicly known through no fault of Paradigm, is already known by Paradigm at the time of disclosure based on information received from a source other than Client, or is rightfully received or independently developed by Paradigm after disclosure.

(2) **"Paradigm Confidential Information"** shall mean all information in whatever form that Paradigm provides or authorizes to be provided to Client in connection with the services rendered under this Agreement and that, at the time of first receipt: (i) is clearly marked "confidential" or "proprietary;" (ii) is otherwise disclosed under circumstances of confidence; or (iii) reasonably should be understood by the receiving party to be confidential. Without limiting the foregoing, Paradigm's Confidential Information shall include all business, marketing, technical, financial, customer, supplier, or other information, data entry means, processed claiming data, instructions, management reports, data file specifications, instructional materials, algorithms, software, forms, boilerplate plans, technologies, know-how related to making eligibility determinations, and data and results derived from the foregoing, except to the extent such Confidential Information is set forth in this Agreement, which is a public record.

(3) **"Confidential Information"** shall mean Client Confidential Information and Paradigm Confidential Information.

b. Protection of Confidential Information.

(1) Each party shall use reasonable and appropriate measures to safeguard and keep confidential all Confidential Information of the other party and shall not disclose, use, or copy any Confidential Information except as necessary to perform its obligations hereunder. Such reasonable and appropriate measures shall be no less than the measures taken by each to protect its own confidential information of a similar nature, but in any event no less than the measures governing protection, maintenance, disclosure, retention and destruction of Confidential Information subject to

the terms of any DUA between Client and DHCS and any applicable federal or state laws or regulations.

(2) Paradigm represents that all its employees who work with Confidential Information provided by Client under this Agreement: (i) have received regular training in data security procedures and federal and state laws and regulations applicable thereto; (ii) have reviewed Paradigm's written data security policies and procedures; and (iii) have signed an agreement to be bound by the confidentiality terms contained in this Agreement.

(3) Each party may disclose Confidential Information of the other party to its responsible employees and independent contractors to the extent permitted by law and provided that such employees and independent contractors: (i) have a need to access such Confidential Information for purposes of fulfilling the party's obligations hereunder; (ii) have been informed of the confidentiality provisions of this Agreement; and (iii) have agreed in writing to be bound by such provisions to the same extent as the parties. Each party shall be responsible for any breach of the confidentiality provisions of this Agreement by its employees and independent contractors.

(4) Each party will promptly notify the other of any misuse, unauthorized disclosure, or unauthorized access to Confidential Information, and shall reasonably assist the other in responding to such a breach in accordance with all applicable federal and state laws and regulations. Paradigm will designate a Security Coordinator who shall serve as a first point of contact between Client and Paradigm for matters relating to the management and protection of Client Confidential Information.

c. Ownership and Use of Client Confidential Information. Client Confidential Information provided to Paradigm under this Agreement continues to be the property of, and under the control of, Client, and will not be used for any purpose other than the requirements of this Agreement. Without limiting the foregoing, Paradigm will not use personally identifiable student information for commercial or advertising purposes. Nothing in this Agreement shall prohibit Paradigm from using student or other Client Information with all personal identification removed for purposes of training, research, or other activities designed to enhance the services provided to Client and to other Paradigm Clients receiving LEA Billing or MAA services, provided that and to the extent such use is consistent with applicable federal and state laws and regulations.

d. Review and Correction. Client represents that it maintains a procedure by which parents, legal guardians, and eligible students can review student records and correct erroneous information; Paradigm does not interact directly with parents, guardians or students, but will cooperate with Client as necessary to allow for the review and correction of student records.

e. Retention of Confidential Information.

(1) Paradigm certifies that it will only retain Client's Confidential Information for as long a period as is reasonably necessary to fulfill its obligations under this Agreement, including compliance with DHCS audit requirements, and applicable federal and state laws and regulations. At the end of such compliance period, Paradigm in its reasonable discretion will either destroy all Client Confidential Information in a secure manner or return this Information to Client. Paradigm will confirm in writing its disposition of all Client Confidential Information within five business days of such action.

(2) Client represents that it will only retain Paradigm's Confidential Information for as long a period as is reasonably necessary to fulfill its obligations under this Agreement, including compliance with DHCS audit requirements, and applicable federal and state laws and regulations. At the end of such compliance period, Client will return this Information to Paradigm and confirm such disposition of Paradigm Confidential Information within five business days thereafter.

DocuSign Envelope ID: 1FD022FB-AB3B-4981-ADF7-12B11EB249AF

f. Lawful Disclosure. This Paragraph shall not be construed as prohibiting either party from disclosing the other's Confidential Information to the extent required by law, regulation, or court order, provided such party notifies the other party promptly after becoming aware of such obligation and permits the other party to seek a protective order or otherwise to challenge or limit such required disclosure within the time permitted by law.

g. Statutory Compliance. A description of Paradigm's procedures to ensure the security and confidentiality of Client Confidential Information in accordance with the terms of this Agreement and all applicable state and federal laws and regulations is incorporated by reference herein, and is available for inspection by Client upon request at Paradigm's office. The parties acknowledge that, notwithstanding any other provision of this Agreement, Client has taken reasonable and appropriate steps to ensure that Paradigm's current practices with respect to Client Confidential Information comply with FERPA requirements, and Client remains legally responsible for any FERPA violations that may occur in the course of Paradigm's performance of services under this Agreement. The parties also acknowledge that they have made best efforts to ensure that this Agreement complies with the requirements of California Education Code §49073.1.

h. Continuing Obligations. The obligations contained in this Section, "Protection of Confidential Information," shall survive for a period of twenty (20) years after the expiration or termination of this Agreement.

10. ***Accuracy of Information.***

a. Client Efforts. Client will make reasonable efforts to insure that the information supplied to Paradigm hereunder shall be true, complete, and accurate in all respects. Client assumes sole responsibility, and Paradigm shall have no liability, for the truth, completeness, and accuracy of all information supplied to Paradigm.

b. Paradigm Efforts.

(1) Paradigm shall make reasonable efforts to verify the completeness and accuracy of information underlying the claims it submits on Client's behalf. Due to the volume of data being processed from manual data entry forms and the necessity of correlating student records from several databases maintained by Paradigm, it is inevitable that some requests for reimbursement (or categories of requests or patients) will be denied or reduced due to incorrect or incomplete supporting data or healthcare insurance information. Paradigm will make reasonable efforts to minimize such denials or reductions. Client acknowledges that such denials are inherent in the LEA billing process, and will not constitute a breach of Paradigm's obligations under this Agreement. Client's sole and exclusive remedy for any such denial or reduction in reimbursement is to request that Paradigm re-bill such claims. Paradigm will determine in its sole and absolute discretion if such rebilling is reasonable and cost effective. Except as set forth in this paragraph, Paradigm shall not be liable, and Client shall have no remedy, for any denial or reduction in reimbursement to Client for healthcare or administrative services.

(2) Paradigm shall make reasonable efforts to submit all operational plans and claims made thereunder in a timely manner. However, Paradigm shall not be responsible in any way in the event that any operational plan or any claim made thereunder is submitted late or incomplete directly or indirectly because of the failure or delay by Client or its employees, students, agents or independent contractors in making all necessary information available to Paradigm, or any third party's failure or delay in submitting documentation to the DHCS.

(3) Client acknowledges that Paradigm is not providing Client with legal, medical, or healthcare information or services and that any forms, software, and other materials supplied to Client hereunder are not intended to provide legal, medical, or healthcare advice.

11. ***Limitation of Liability.***

In no event shall Paradigm be liable to Client for any incidental, indirect, consequential, special, or punitive damages arising out of or relating to this Agreement, including without limitation damages for lost reimbursements, lost healthcare services, or lost data, regardless of whether Paradigm has been advised of the possibility of such damages, and regardless of whether the claim for damages sounds in contract, tort, or other form of action. In the event Client elects not to utilize Paradigm's services to prepare its annual CRCS Workbook, or fails to make available information necessary to timely complete the Workbook, Paradigm will not be liable in any manner for resulting termination of Client from participation in the LEA Billing Option or for any resulting disallowance of Client claims. In no event shall Paradigm's total liability for damages to Client arising out of or related to this Agreement exceed the net fees paid to Paradigm hereunder during the one (1) year period preceding the date on which the first claim alleged to give rise to damages occurs, regardless of the number of claims, causes of action, or amount of the alleged losses.

12. ***Licenses and Permits.***

Client represents and warrants that: (a) it has all licenses and permits necessary or appropriate to render the medical services it currently provides to its students, and to be eligible for reimbursement from Medi-Cal; (b) Client will maintain such licenses in full force and effect during the Term of this Agreement; and (c) Client has all necessary authority, including approval by the Board of Education if necessary, to enter into this Agreement and to perform all of its obligations hereunder.

13. ***Indemnification.***

a. **Client's Indemnification Obligations.** Client shall indemnify and hold harmless Paradigm, its managing members, employees, and agents against and from any and all liabilities, claims, demands, losses, damages, and expenses, including reasonable attorneys' fees and costs (collectively "**Claims**"), to the extent arising from Client's negligence, gross negligence, or intentional misconduct in the course of Client's discharge of its obligations under this Agreement, including without limitation: (i) breach of any provisions of this Agreement by Client; (ii) failure of Client or its health care providers, to provide any service for which reimbursement is sought; (iii) failure of Client or its health care providers to perform health care or related services in accordance with any professional standards applicable thereto; (iv) failure of the Client to provide accurate Confidential Information; or (v) failure of Client or its health care providers to obtain or maintain in good standing any licenses, permits, or registrations required to render the healthcare and related services for which reimbursement is sought. Notwithstanding the foregoing, Client shall not be required to indemnify Paradigm hereunder to the extent that Paradigm is obligated to indemnify Client pursuant to the following paragraph, "Paradigm's Indemnification Obligations."

b. **Paradigm's Indemnification Obligations.** Paradigm shall indemnify and hold harmless Client, its school board, officers, directors, employees, and agents against and from any and all Claims to the extent such claims arise from Paradigm's negligence, gross negligence, or intentional misconduct in the course of performing services under this Agreement. Notwithstanding the foregoing, Paradigm shall not be required to indemnify Client hereunder to the extent that Client is obligated to indemnify Paradigm pursuant to the preceding paragraph, "Client's Indemnification Obligations."

DocuSign Envelope ID: 1FD022FB-AB3B-4981-ADF7-12B11EB249AF

c. The indemnification rights set forth in this Section, "Indemnification," are conditional on the following: (i) the party seeking indemnification (each an "**Indemnified Party**") shall provide prompt written notice of any Claim as to which indemnification is sought to the party from whom indemnification is sought (the "**Indemnifying Party**"), provided, however, that failure to give such notice shall not relieve the Indemnifying Party of its obligations hereunder except to the extent that it is materially prejudiced thereby; (ii) all Indemnified Parties shall reasonably cooperate with the Indemnifying Party in the defense and settlement of the underlying Claim at no cost to the Indemnified Party; and (iii) the Indemnifying Party shall have full and exclusive authority to defend or settle the underlying Claim, provided that the Indemnifying Party shall not enter into any settlement that includes an admission of liability by the Indemnified Party or injunction against any Indemnified Party without the consent of such Indemnified Party, such consent not to be unreasonably withheld or delayed, and provided further that each Indemnified Party shall have the right to participate in such Claim with counsel of its own selection at its own expense.

14. ***Termination.***

a. **For Cause.** Either party may terminate this Agreement upon written notice to the other party if the other party is in material breach of its obligations under this Agreement and such breach is not cured within thirty (30) days after receipt of written notice of the specific nature of such breach (or, in the case of nonpayment of fees, within fifteen (15) days after receipt of written notice). The non-breaching party shall give its reasonable cooperation and assistance to the breaching party in any efforts made to cure such breach.

b. **Without Cause.**

(1) **Mutual Agreement.** The parties may terminate this Agreement at any time by written agreement of both parties, effective as of the date specified in such agreement.

(2) **CRCS Termination.** Notwithstanding anything to the contrary in this Agreement, Client may terminate Paradigm's CRCS Services by written notice sent no later than sixty (60) days prior to the end of any Fiscal Year for which the CRCS Services would otherwise be provided under this Agreement.

c. **Effect of Termination.** Upon the expiration or termination of this Agreement for any reason:

(1) **Payment for Services Completed.** All fees Client owes to Paradigm for services provided prior to expiration or termination shall immediately become due and payable upon receipt of an invoice from Paradigm.

(2) **Payment for Approved LEA Billing Claim Submittals**. Paradigm will prepare and submit to DHCS for reimbursement all Client LEA Billing claims arising from services provided by Client prior to termination or expiration and shall receive payment pursuant to the terms of this Agreement upon approval of such claims or part thereof by DHCS. Such claims for reimbursement shall be documented and submitted to Paradigm for submittal to DHCS within six (6) months after the earlier of expiration or termination of this Agreement.

(3) **Confidential Information.** Client shall, upon request, return or destroy, at Paradigm's option, all Confidential Information received from Paradigm and shall certify to Paradigm its compliance with this provision.

d. **Survival of Terms.** All provisions of this Agreement which by their express terms extend beyond expiration or termination of this Agreement or which by their nature so extend shall survive expiration or termination, including but not limited to Paragraphs: "Protection of Confidential

Information," "Limitation of Liability," "Indemnification," "Termination," "Paradigm Proprietary Rights," and "Miscellaneous."

15. ***Paradigm Proprietary Rights.***

Client acknowledges and agrees that Paradigm retains all right, title, and interest, including without limitation all intellectual property rights, in and to Paradigm's Confidential Information (as defined above), and all forms, materials, submissions, and software prepared or supplied by Paradigm. Except as and to the extent otherwise provided in this Agreement, neither this Agreement nor Paradigm's performance of services under this Agreement shall give Client any ownership interest in or license to any of Paradigm's intellectual or other property.

16. ***Miscellaneous.***

a. Notice. Any notice required or permitted to be given under this Agreement shall be in writing and may be delivered in person, by overnight courier, or by email if confirmed by first class mail, or sent by certified or registered mail, addressed to the other party at the address set forth on the signature page of this Agreement. Notice will be effective as of the date personally delivered, or if by email, three business days after the date of mailing of by first class mail, certified or registered mail, provided that notice received on holidays, weekends or nights will be effective at 9:00 a.m. on the next business day.

b. Relationship. It is intended that the relationship of Paradigm to Client shall at all times be that of an independent contractor. Nothing contained in this Agreement is intended or to be construed so as to create any partnership, joint venture, employment, agency, franchise or other representative relationship between the parties. No party hereto, or their respective officers, directors, employees, or agents shall have any express or implied right or authority to assume or create any obligations on behalf of or in the name of the other party, or to bind the other party to any contract, agreement, or undertaking with any third party.

c. Governing Law. This Agreement and the rights and obligations of the parties under it shall be subject to, governed by, construed, and enforced pursuant to the laws of the State of California without giving effect to any choice of law principles. Headings are for convenience only.

d. Severability. If any provision of this Agreement is held by a court or arbitrator to be invalid or unenforceable, the remaining portions of this Agreement shall remain in full force and effect, and such court or arbitrator shall be empowered to substitute provisions similar to said provision, or other provisions, so as to provide the parties the benefits intended by said provision, to the fullest extent permitted by applicable law.

e. Arbitration. Any dispute arising in connection with the interpretation or enforcement of this Agreement shall be resolved by compulsory binding arbitration under the auspices of and in accordance with the commercial arbitration rules of JAMS in San Francisco, California before a single arbitrator to be selected by mutual agreement of the parties or, failing such agreement, by JAMS from a list of three arbitrators proposed by each side. The decision of the arbitrator will be final and not appealable. The arbitrator shall interpret and enforce this Agreement in accordance with the laws of the State of California. The arbitrator shall be empowered to award the prevailing party any remedy available in law or equity not specifically precluded by this Agreement, including without limitation injunctive or declaratory relief, and attorneys' fees and costs.

f. Other Remedies. The parties acknowledge and agree that any actual or threatened misappropriation or infringement of intellectual property or breach of the confidentiality provisions of this Agreement will cause irreparable harm for which there is no adequate remedy at law, and accordingly, in addition to any other available remedies, a party may seek to enforce its rights with respect to the protection of confidential information or intellectual property hereunder through injunctive relief in any court of competent jurisdiction. In the event that any party is required to commence an action or arbitration to interpret or enforce any of the terms of this Agreement, the prevailing party shall be entitled to an award of reasonable attorneys' fees and costs.

g. Force Majeure. Neither party shall be liable for any delay or failure to perform its obligations hereunder (except for any obligation to pay fees) resulting from any cause beyond its reasonable control, including but not limited to acts of God, terrorism, weather, fire, explosions, floods, strikes, work stoppages, slowdowns, industrial disputes, accidents, riots, civil disturbances, or acts of government.

h. Entire Agreement; Amendment. This Agreement, the online Software License Agreement, and Paradigm's Website Policies constitute the entire agreement between Client and Paradigm, superseding all prior and contemporaneous proposals, negotiations, communications and agreements, written or oral concerning the subject matter hereof. The provisions of these agreements shall be construed to give effect to all provisions therein to the greatest extent possible. In the event of any conflict between the agreements, they shall take precedence over one another in the following order, with each agreement listed taking precedence over all listed after it: this Agreement; the online Software License Agreement; and the Website Policies. This Agreement may be amended only by an instrument in writing duly approved and signed by both parties.

i. Assignment. Neither party shall assign or transfer this Agreement without the consent of the other party, which shall not be unreasonably withheld or delayed. Any assignment or transfer in violation hereof shall be null and void.

j. Binding Effect. This Agreement shall be binding upon and inure to the benefit of the parties hereto and their successors, assignees, and legal representatives. It creates no rights in any third parties including any individual in connection with which reimbursement is sought by Client.

k. Counterparts. This Agreement may be executed in any number of faxed, scanned, or original counterparts, each of which will be deemed an original, but all of which together will constitute one and the same instrument.

IN WITNESS WHEREOF, the undersigned have caused this Agreement to be executed by duly authorized persons to be effective as set forth herein.

PARADIGM:	**CLIENT:**
PARADIGM HEALTHCARE SERVICES, LLC	BURBANK UNIFIED SCHOOL DISTRICT
By: DocuSigned by: Constance Laflamme E54C9826251A43B...	By: _____
Print Name: Constance Laflamme	Print Name: _____
Title: CEO/Owner	Title: _____
Date: 5/14/2021	Date: _____

DocuSign Envelope ID: 1FD022FB-AB3B-4981-ADF7-12B11EB249AF

500 Sansome Street, Suite 500

San Francisco, California 94111

Phone: (415) 616-0920

Fax: (415) 616-0910

Email: _____

DocuSign Envelope ID: 1FD022FB-AB3B-4981-ADF7-12B11EB249AF

Appendix A - Fees for LEA Billing Services

Service Provider	Svc Category	*Interim $s @ 50% FMAP*	Paradigm's Fees Rate 1	Rate 2	Rate 3
Associate Marriage and Family Therapist	Treatment	*$17.32*	$1.56	$2.08	$1.73
Audiologist	Assessment	*$106.20*	$9.56	$12.74	$10.62
Audiologist	Treatment	*$48.67*	$4.38	$5.84	$4.87
Counselor	Treatment	*$10.75*	$0.97	$1.29	$1.08
Licensed Physical Therapist	Assessment	*$126.14*	$11.35	$15.14	$12.61
Licensed Physical Therapist	Treatment	*$35.04*	$3.15	$4.20	$3.50
Licensed PhysicianAssistant	Assessment	*$10.75*	$0.97	$1.29	$1.08
Licensed PhysicianAssistant	Treatment	*$39.41*	$3.55	$4.73	$3.94
Licensed Respiratory CarePractitioner	Assessment	*$10.75*	$0.97	$1.29	$1.08
Licensed Respiratory CarePractitioner	Treatment	*$10.75*	$0.97	$1.29	$1.08
Licensed Vocational Nurse	Treatment	*$10.75*	$0.97	$1.29	$1.08
RN, Public Health Nurse, Certitied Nurse Practitioner	Treatment	*$10.75*	$0.97	$1.29	$1.08
Occupational Therapist	Assessment	*$122.61*	$11.03	$14.71	$12.26
Occupational Therapist	Treatment	*$40.45*	$3.64	$4.85	$4.04
Occupational Therapist Assistant (licensed)	Treatment	*$17.95*	$1.62	$2.15	$1.79
Orientation and Mobility Specialist	Assessment	*$10.98*	$0.99	$1.32	$1.10
Orientation and Mobility Specialist	Treatment	*$10.98*	$0.99	$1.32	$1.10
Physical Therapist	Assessment	*$126.14*	$11.35	$15.14	$12.61
Physical Therapist	Treatment	*$35.04*	$3.15	$4.20	$3.50
Physical Therapist Assistant(licensed)	Treatment	*$15.11*	$1.36	$1.81	$1.51
Physician (licensed)	Treatment	*$10.75*	$0.97	$1.29	$1.08
Program Specialist	Treatment	*$10.75*	$0.97	$1.29	$1.08
Psychologist, MFT, Social Worker (licensed and credentialed)	Assessment	*$267.94*	$24.11	$32.15	$26.79
Psychologist, MFT, Social Worker (licensed and credentialed)	Treatment	*$40.94*	$3.68	$4.91	$4.09
Registered Associate Clinical Social Worker	Treatment	*$17.32*	$1.56	$2.08	$1.73
Registered Credentialed School Nurse	Assessment	*$72.97*	$6.57	$8.76	$7.30
Registered Credentialed School Nurse	Treatment	*$10.43*	$0.94	$1.25	$1.04
Registered Dietician	Assessment	*$10.75*	$0.97	$1.29	$1.08
Registered Dietician	Treatment	*$10.75*	$0.97	$1.29	$1.08
Speech-Language Pathology Assistant	Treatment	*$15.92*	$1.43	$1.91	$1.59
Speech-Language Therapist (licensed and credentialed)	Assessment	*$58.19*	$5.24	$6.98	$5.82
Speech-Language Therapist (licensed and credentialed)	Treatment	*$36.74*	$3.31	$4.41	$3.67
Trained Health Care Aide	Treatment	*$4.73*	$0.43	$0.57	$0.47
Transportation	Transportation	*$9.27*	$0.83	$1.11	$0.93
The reduced Paradigm fee schedule will apply prospectively to Interim Approved Claims after (and in the same Fiscal Year) a threshold is reached. The thresholds triggering a decrease in Paradigm fees are to the right.			Rate 1 the first $200,000	Rate 2 $200,001 to $850,000	Rate 3 above $850,000

**This is the maximum federal reimbursement rate for the provider type and category of service. Not all services for the provider type are reimbursed at this rate; however, Paradigm always processes each service at its maximum reimbursement rate.*

Burbank Unified School District
Special Education Department

REPORT TO THE BOARD

TO:	Members of the Board of Education
FROM:	Tamara Schiern, Director, Special Education and Psychological Services
PREPARED BY:	Tamara Schiern, Director, Special Education and Psychological Services
SUBMITTED BY:	Sandra Shearer, Administrative Secretary
DATE:	June 17, 2021
SUBJECT:	Ratification of Agreement for Professional Services (Special Education)

Background:

The Board of Education is being asked to ratify the agreement for professional services to provide Licensed Vocational Nurse (LVN) services to special education student 960031340, pursuant to California Education Code (Sections 17604 and 35163), as presented in the Confidential Exhibit.

Discussion/Issues:

The District is currently obligated to provide services for students who are Burbank residents whose IEPs require such services. If the District does not have qualified staff to perform specific services, it is obligated to contract outside the District for such services.

Fiscal Impact:

Not to exceed $63,236.16.

Recommendation:

Tamara Schiern, Director, Special Education and Psychological Services, recommends that the Board of Education ratify an agreement between the Burbank Unified School District and Protocol Agency, Inc., to provide a Licensed Vocational Nurse (LVN), not to exceed $63,236.16 (01.0-65000.0-57602-11900-5850-744000) for Burbank special education student 960031340 June 7, 2021 through May 26, 2022, and that authority to sign the agreement be exercised pursuant to BUSD-AR 3314, as presented.

BURBANK UNIFIED SCHOOL DISTRICT

1900 W. Olive Avenue · Burbank, CA 91506-2460 · (818) 729-4400

RATIFIED AGREEMENT FOR CONSULTANT SERVICES

This Agreement, made and entered into this 2nd day of June 2021 by and between the **Burbank Unified School District,** hereinafter referred to as "District", and Protocol Agency, Inc. hereinafter referred to as "Consultant."

Protocol Agency, Inc.	vdyer@protocolagency.com	818-878-8615
Payee's Name (Person or Company)	Email	Daytime Phone Number

Mailing Address: 27001 Agoura Road, Ste. 210	Calabasas	CA	91301-5121
	City	State	Zip

Sponsoring Administrator: Matt Hill	Superintendent		Special Education
Print Name	Title	Signature	Location

Board Approval Date: 06/17/2021 Account Code: 01.0-65000.0-57602-11900-5850-7440000

The assignment **will** ☐ **will not** ☒ require Consultant to work with pupil(s) unsupervised in a program sponsored by the District during the contract period. If it does, the Consultant will be contacted by HR and provided the DOJ & FBI form to complete as required by AB346 and will be responsible for associated costs. **Consultant shall not begin service until HR receives clearance.**

WITNESSETH:

WHEREAS, the District is authorized pursuant to Education Code section 35160 and Government Code Section 53060 to contract for the services of consultants;
WHEREAS, the Consultant is especially trained, experienced and competent to provide such services;
WHEREAS, in consideration of the mutual promises of the parties, hereto, the District hereby retains the Consultant upon the terms and conditions hereinafter set forth, and the Consultant hereby accepts said retention and agrees to perform the services hereinafter mentioned, upon said terms and conditions;
NOW THEREFORE, the parties mutually agree as follows:

1. The Consultant agrees to perform the following services for the District, at a rate of $ 52 per hour ☐ / per day ☐ / per session ☒ for a total not to exceed $63,236.16.
2. The term of the Agreement shall be the period commencing on 06/07/2021 and terminating on 05/26/2022.
3. Consultant will provide the following services:

   Consultant to provide a LVN for special education student 960031340. Extended School Year June 7, 2021 - July 15, 2021; Monday - Thursday; 5 hours 40 minutes per day. No class on Monday, July 15. Class on Friday, July 9. 24 days x 5.67 hours =136.08 hours. 136.08 hours x $52 per hour = **$7,076.16**
   2021/2022 Regular School Year August 16, 2021 - May 26, 2022; Monday - Friday; 180 days x 6 hours per day = 1,080 hours; 1,080 hours x $52 per hour = **$56,160.**
4. The Consultant shall provide an invoice to the Special Education department of the time spent in providing the services and preparing the products required by this Agreement. Consultant will submit invoices on a monthly basis and will be paid after the invoice has been processed.
5. It is expressly understood and agreed to by both parties hereto that the Consultant, while engaged in carrying out and complying with any of the terms and conditions of this contract, is an independent contractor and is not an officer, agent or employee of the aforesaid District.
6. Consultant agrees to defend, indemnify, save, and hold harmless the District, its governing body, the individual members thereof, and all officers, agents and employees of the District from all loss, cost, and expense arising out of any liability or claim of liability for injury, damage, or loss sustained or claimed to have been sustained arising out of, or occurring as a result of Consultant's performance or failure to perform services under this Agreement.
7. This agreement may be terminated at any time based upon the mutual agreement of the parties hereto. This agreement may also be terminated immediately by the District should Consultant breach this agreement or fail to perform the required services in a satisfactory manner.
8. Consultant agrees to pay all Federal, State and Local taxes, and fees that are owed as a result of payments made to Consultant pursuant to this agreement. Consultant agrees to indemnify and hold harmless the District from any and all costs, loss, or liability whatsoever arising from or caused by any challenge to the payments made to Consultant pursuant to this agreement, including but not limited to any liabilities or penalties assessed or levied by any and all local, state, or federal taxing authorities against the District.
9. Consultant agrees to ensure that they do not exceed the applicable earnings limitation under CALPERS or STRS and agrees to be solely responsible for any actions taken by CALPERS or STRS as a result of exceeding the applicable earnings limitation.

Burbank Unified School District of Los Angeles County
IN WITNESS THEREOF, the parties hereto have set their hands on the day and in the month and year first above written.

Tamara Schiern, Director of Special Education	Date	Consultant	Date
			4 Jun 21

Instructions: Consultant is to sign and return two copies to the sponsoring administrative site. After Board approval, return completed and signed forms to the Assistant Superintendent, Business Services for processing.

Revised 08/10

Burbank Unified School District
Special Education Department

REPORT TO THE BOARD

TO:	Members of the Board of Education
FROM:	Tamara Schiern, Director of Special Education
PREPARED BY:	Tamara Schiern, Director of Special Education
SUBMITTED BY:	Sandra Shearer, Administrative Secretary
DATE:	June 17, 2021
SUBJECT:	Approval of Reimbursement to Parent for Transportation (Special Education)

Background:

Special Education Student 960001537 currently attends a Non Public School (NPS) in the local area. Per Student's Individualized Educational Plan (IEP), Student is eligible to receive related services of transportation to and from school. Students' Parent has agreed to transport Student to and from school for the 2021-2022 school year.

Discussion/Issues:

The District is obligated to reimburse Student's Parent for mileage costs. This requirement meets the District's obligation to provide a Free and Appropriate Public Education (FAPE) at no cost to parents.

Fiscal Impact:

Not to exceed $1,900.

Recommendation:

Tamara Schiern, Director, Special Education and Psychological Services, recommends that the Board of Education, approve mileage reimbursement to the parents of Special Education Student 960001537 to transport student from home to the Non Public School (NPS), per IEP, not to exceed $1,900 (01.0-65000.0-50010-36000-5813-7440000), effective July 1, 2021 through June 30, 2022,, and that authority to sign the agreement be exercised pursuant to BUSD-AR 3314, as presented.

Burbank Unified School District
Special Education Department

REPORT TO THE BOARD

TO:	Members of the Board of Education
FROM:	Tamara Schiern, Director, Special Education and Psychological Services
PREPARED BY:	Tamara Schiern, Director, Special Education and Psychological Services
SUBMITTED BY:	Sandra Shearer, Administrative Secretary
DATE:	June 17, 2021
SUBJECT:	Ratification of Agreement for Professional Services (Special Education)

Background:

The Board of Education is being asked to ratify the agreement for professional services to conduct an Assistive Technology Assessment for the Special Education Student 960002485, pursuant to California Education Code (Sections 17604 and 35163), as presented in the Confidential Exhibit.

Discussion/Issues:

When a parent of a student with a disability does not agree with the results of a special education assessment of their student, as conducted by the school team, they have the right to obtain an Independent Educational Evaluation (IEE), at no cost to the parent (§300.502).

Fiscal Impact:

Not to exceed $3,500.

Recommendation:

Tamara Schiern, Director, Special Education and Psychological Services, recommends that the Board of Education ratify an agreement between the Burbank Unified School District and Deborah E. Neuhoff, to provide an Assistive Technology Assessment and attend an IEP meeting for Special Education Student 960002485, not to exceed $3,500 (01.0-65000.0-57602-11900-5850-7440000), effective February 1, 2021 through December 30, 2021, and that authority to sign the agreement be exercised pursuant to BUSD-AR 3314, as presented.

Note: The original approval date was February 6, 2020. There was an amendment and approval on July 16, 2021. Due to COVID and school closures the assessor was unable to complete the assessment by the original end date of December 30, 2020. Fiscal Services closed the purchase order.

BURBANK UNIFIED SCHOOL DISTRICT

1900 W. Olive Avenue · Burbank, CA 91506-2460 · (818) 729-4400

RATIFIED AGREEMENT FOR CONSULTANT SERVICES

This Agreement, made and entered into this 1st day of June 2021 by and between the **Burbank Unified School District,** hereinafter referred to as "District", and Deborah E. Neuhoff hereinafter referred to as "Consultant."

Deborah E. Neuhoff _____ _____ _____

Payee's Name (Person or Company) Email Daytime Phone Number

Mailing Address: _____ _____ _____

City State Zip

Sponsoring Administrator: Matt Hill Superintendent _____ Special Education

Print Name Title Signature Location

Board Approval Date: 06/17/2021 Account Code: 01.0-65000.0-57602-11900-5850-7440000

The assignment **will** ☐ **will not** ☒ require Consultant to work with pupil(s) unsupervised in a program sponsored by the District during the contract period. If it does, the Consultant will be contacted by HR and provided the DOJ & FBI form to complete as required by AB346 and will be responsible for associated costs. **Consultant shall not begin service until HR receives clearance.**

WITNESSETH:

WHEREAS, the District is authorized pursuant to Education Code section 35160 and Government Code Section 53060 to contract for the services of consultants;
WHEREAS, the Consultant is especially trained, experienced and competent to provide such services;
WHEREAS, in consideration of the mutual promises of the parties, hereto, the District hereby retains the Consultant upon the terms and conditions hereinafter set forth, and the Consultant hereby accepts said retention and agrees to perform the services hereinafter mentioned, upon said terms and conditions;
NOW THEREFORE, the parties mutually agree as follows:

1. The Consultant agrees to perform the following services for the District, at a rate of $_ per hour ☐ / per day ☐ / per session ☒ for a total not to exceed $3,500.
2. The term of the Agreement shall be the period commencing on 02/01/21 and terminating on 12/30/2021.
3. Consultant will provide the following services:

   Provider will conduct assessments related to curriculum access including organization/management, and all areas of academic curriculum; provide written reports containing the results of the assessments; provide consultation services for the purpose of successful implementation of the tools and/or devices recommended for students; attend the students IEP meeting in order to share the assessment results with the parents and school site team. This is assessment is for Student 960002485.

4. The Consultant shall provide an invoice to the Special Education department of the time spent in providing the services and preparing the products required by this Agreement. Consultant will submit invoices on a monthly basis and will be paid after the invoice has been processed.
5. It is expressly understood and agreed to by both parties hereto that the Consultant, while engaged in carrying out and complying with any of the terms and conditions of this contract, is an independent contractor and is not an officer, agent or employee of the aforesaid District.
6. Consultant agrees to defend, indemnify, save, and hold harmless the District, its governing body, the individual members thereof, and all officers, agents and employees of the District from all loss, cost, and expense arising out of any liability or claim of liability for injury, damage, or loss sustained or claimed to have been sustained arising out of, or occurring as a result of Consultant's performance or failure to perform services under this Agreement.
7. This agreement may be terminated at any time based upon the mutual agreement of the parties hereto. This agreement may also be terminated immediately by the District should Consultant breach this agreement or fail to perform the required services in a satisfactory manner.
8. Consultant agrees to pay all Federal, State and Local taxes, and fees that are owed as a result of payments made to Consultant pursuant to this agreement. Consultant agrees to indemnify and hold harmless the District from any and all costs, loss, or liability whatsoever arising from or caused by any challenge to the payments made to Consultant pursuant to this agreement, including but not limited to any liabilities or penalties assessed or levied by any and all local, state, or federal taxing authorities against the District.
9. Consultant agrees to ensure that they do not exceed the applicable earnings limitation under CALPERS or STRS and agrees to be solely responsible for any actions taken by CALPERS or STRS as a result of exceeding the applicable earnings limitation.

Burbank Unified School District of Los Angeles County
IN WITNESS THEREOF, the parties hereto have set their hands on the day and in the month and year first above written.

6-1-21

Tamara Schiern, Director of Special Education Date Consultant Date

Instructions: Consultant is to sign and return two copies to the sponsoring administrative site. After Board approval, return completed and signe forms to the Assistant Superintendent, Business Services for processing.

BURBANK UNIFIED SCHOOL DISTRICT
Office of Human Resources Services

REPORT TO THE BOARD

TO:	Members of the Board of Education
FROM:	Sarah Niemann, Assistant Superintendent, Human Resources Services
PREPARED BY:	Cindy Quiterio, Executive Assistant, Human Resources
SUBMITTED BY:	Cindy Quiterio, Executive Assistant, Human Resources
DATE:	June 17, 2021
SUBJECT:	Approval of Agreement for Professional Services

Background:
Pursuant to Board Policy 3312, the Board of Education's designee, may contract with consultants to provide services that District staff is not able to provide.

Discussion/Issues:
The District has contracted with Vic Pallos to provide assistance with the preparation of the District's Teacher of the Year for the Los Angeles County Teacher of the Year program. With the assistance of Vic Pallos, the District's Teachers of the Year have been selected as County finalists for the past 16 years. Mr. Pallos assists the Teacher of the Year candidate to prepare all documentation, portfolio and presentation of material to the LACOE panel who determines the finalist for the County.

Fiscal Impact:
The amount of the agreement is not to exceed $3,000.

Recommendation:
Sarah Niemann, Assistant Superintendent, Human Resources Services recommends that the Board of Education approve the Agreement between the Burbank Unified School District and Vic Pallos, to provide assistance with the preparation of the District's Teacher of the Year, not to exceed $3,000 (01.0-00000.0-72000-5850-7551000), effective June 18, 2021 through August 31, 2021 and that authority to sign the agreement be exercised pursuant to BUSD – AR 3314, as presented.

BURBANK UNIFIED SCHOOL DISTRICT

1900 W. Olive Avenue • Burbank, CA 91506-2460 • (818) 729-4400

AGREEMENT FOR CONSULTANT SERVICES

This Agreement, made and entered into this 17th day of June, 2021 by and between the **Burbank Unified School District**, hereinafter referred to as "District", and _____ hereinafter referred to as "Consultant."

Vic Pallos

Payee's Name (Person or Company) | Social Security or Federal I.D. # | Daytime Phone Number

Mailing Address: _____

City | State | Zip

Sponsoring Administrator: Anita Schackmann | Assistant Superintendent, HR | _____ | HR

Print Name | Title | Signature | Location

Board Approval Date: 4/18/19 Account Code: 01.0-00000.0-72000-5850-7551000

The assignment **will** ☐ **will not** ☒ require contact with student(s) unsupervised during the contract period stated. If it does, the Consultant will be contacted by HR and provided the DOJ form. **Consultant shall not begin service until HR receives clearance.**

WITNESSETH:

WHEREAS, the District is authorized pursuant to Education Code section 35160 and Government Code Section 53060 to contract for the services of consultants;
WHEREAS, the Consultant is especially trained, experienced and competent to provide such services;
WHEREAS, in consideration of the mutual promises of the parties, hereto, the District hereby retains the Consultant upon the terms and conditions hereinafter set forth, and the Consultant hereby accepts said retention and agrees to perform the services hereinafter mentioned, upon said terms and conditions;
NOW THERFORE, the parties mutually agree as follows:

1. The Consultant agrees to perform the following services for the District, at a rate of $ 50 per hour ☐ / per day ☐ / per session ☐ for a total not to exceed $ 1500.00.
2. The term of the Agreement shall be the period commencing April 1 and terminating August 31, 2017.
3. Consultant will provide the following services:

   To provide support in preparation of the District's Teacher of the Year for the Los Angeles County Teacher of theYear program.
4. The Consultant shall provide an invoice to the Assistant Superintendent, Business Services of the time spent in providing the services and preparing the products required by this Agreement. Consultant will be paid at the conclusion of this contract unless otherwise stated.
5. It is expressly understood and agreed to by both parties hereto that the Consultant, while engaged in carrying out and complying with any of the terms and conditions of this contract, is an independent contractor and is not an officer, agent or employee of the aforesaid District.
6. Consultant agrees to defend, indemnify, save, and hold harmless the District, its governing body, the individual members thereof, and all officers, agents and employees of the District from all loss, cost, and expense arising out of any liability or claim of liability for injury, damage, or loss sustained or claimed to have been sustained arising out of, or occurring as a result of Consultant's performance or failure to perform services under this Agreement.
7. This agreement may be terminated at any time based upon the mutual agreement of the parties hereto. This agreement may also be terminated immediately by the District should Consultant breach this agreement or fail to perform the required services in a satisfactory manner.
8. Consultant agrees to pay all Federal, State and Local taxes, and fees that are owed as a result of payments made to Consultant pursuant to this agreement. Consultant agrees to indemnify and hold harmless the District from any and all costs, loss, or liability whatsoever arising from or caused by any challenge to the payments made to Consultant pursuant to this agreement, including but not limited to any liabilities or penalties assessed or levied by any and all local, state, or federal taxing authorities against the District.

Burbank Unified School District of Los Angeles County
IN WITNESS THEREOF, the parties hereto have set their hands on the day and in the month and year first above written.

_____ _____

Fiscal Services Administrator Date | Consultant Date

Instructions: Consultant is to sign and return two copies to the sponsoring administrative site. After Board approval, return completed and signed forms to the Assistant Superintendent, Business Services for processing.

Revised 8/07

BURBANK UNIFIED SCHOOL DISTRICT
Office of Human Resources Services

REPORT TO THE BOARD

TO:	Members of the Board of Education
FROM :	Sarah Niemann, Ed.D, Assistant Superintendent, Human Resources
PREPARED BY:	Lori Larson, EIIP Technician
SUBMITTED BY:	Cindy Quiterio, Executive Assistant, Human Resources
DATE:	June 17, 2021
SUBJECT:	Approval of Agreement for Professional Services

Background:
Current Board Policy and Administrative Regulations address the compliance obligations of the Americans with Disabilities Act (ADA) and the Fair Employment and Housing Act (FEHA). A cohesive disability management program is critical for all California employers, including the District. Consultants Shaw HR Consulting, Inc. will assist District staff with development and continued implementation of a disability management program that allows the District's continued ability to meet the compliance obligations as outlined in the ADA and FEHA legislation, as well as, Board Policy and Administrative Regulations.

Discussion/Issues:
This cost-effective solution to creating a quality program will continue to mitigate the cost of compliance with FEHA/ADA. It is expected that a portion of the contract's expense will be recovered through savings to the Workers' Compensation program budget by reducing temporary disability payments and indemnity reserves. In addition, a quality disability management program can significantly reduce future liability costs.

Included within the scope of this program are a formal Return-to-Work Program, Essential Function Job Analyses, and an enhanced Interactive Accommodation Process. The Return-to-Work Program is a temporary modified duty program that serves to minimize Workers' Compensation and disability costs and keep trained and experienced workers on the job while reinforcing the District's commitment to employees' welfare. The Essential Function Job Analyses identify the essential functions and physical abilities required to perform them for certificated and classified positions. The analyses are imperative tools for use when the District is faced with the legal obligation or request to accommodate a disabled/injured applicant or employee. The Interactive Accommodation Process will provide for continued engagement through the application process, employment and while former employees are on the 39-month re-employment list.

Fiscal Impact:
The fiscal impact of a professional services agreement with Shaw HR Consulting, Inc. to perform on-going services would be an amount not to exceed $35,000.

Recommendation:

Sarah Niemann, Assistant Superintendent, Human Resources Services, recommends that the Board of Education approve the Agreement between the Burbank Unified School District and Shaw HR Consulting, Inc., to perform services related to the District's disability management program, not to exceed $35,000 (01.0-90335.0-00000-27000-5880-7558000) effective July 1, 2021 through June 30, 2022 and that authority to sign the agreement be exercised pursuant to BUSD – AR 3314, as presented.

INDEPENDENT CONTRACTOR AGREEMENT

This agreement is hereby entered into this 17th day of June in the County of Los Angeles, State of California, by and between the Burbank Unified School District, hereinafter referred to as "DISTRICT" and Shaw HR Consulting, Inc., 107 N. Reino Road, # 414, Newbury Park, California 91320, Tax ID: 45-1449198, hereinafter referred to as "CONTRACTOR." DISTRICT and CONTRACTOR shall be collectively referred to as the Parties.

WHEREAS, DISTRICT is authorized by Section 53060 of the California Government Code to contract with and employ any persons for the furnishing of special services and advice in financial, economic, accounting, engineering, legal or administrative matters, if such persons are specially trained and experienced and competent to perform the special services required; and

WHEREAS, DISTRICT is in need of such special services and advice; and

WHEREAS, CONTRACTOR is specially trained, experienced, and competent to perform the special services required by the DISTRICT, and such services are needed on a limited basis;

NOW, THEREFORE, the Parties, for the consideration stated herein, mutually agree as follows:

1. Agreement Documents. The complete Independent Contractor Agreement (AGREEMENT) includes all of the Agreement documents including, the CONTRACTOR's Certificate Regarding Worker's Compensation Insurance, Insurance Policies or Certificates, this AGREEMENT, and all modifications, addenda, and amendments thereto, by this reference and are incorporated herein. The AGREEMENT documents are complementary and what is called for by any one shall be binding as if called for by all.

2. Scope. DISTRICT hereby engages CONTRACTOR as an Independent Contractor to:
Provide disability interactive process professional services, development of Essential Functions Job Analyses and generalized human resources consulting and training.

3. Term. CONTRACTOR shall commence providing services under this AGREEMENT on July 1, 2021 and diligently perform required services as described through June 30, 2022.

4. Compensation. DISTRICT agrees to pay the CONTRACTOR for services satisfactorily rendered pursuant to this AGREEMENT a total fee not to exceed thirty-five thousand dollars ($35,000.00) for the period of July 1, 2021 – June 30, 2022. DISTRICT shall pay CONTRACTOR according to the following terms and conditions:

    A. Consulting services will be billed as follows:

        1. Rachel Shaw: $350.00 per hour for consulting services and travel time, with mileage billed at the current IRS tax rate per mile. Services are billed by the tenth of the hour for work completed.
        2. All other Staff: $200.00 per hour, with mileage billed at the current IRS tax rate per mile. Services are billed by the tenth of the hour for work completed.

B. Fees for customized trainings and workshops are as follows:

1. Full day session for up to 50 participants is $6,500, plus flight, rental car and hotel fees, if incurred. Fee includes preparation call, customized training materials and word version samples for participants. For each participant over 50, an additional fee of $30 per participant applies.

Payment method shall be made as invoiced upon completion of milestone/assignment or every 30 days, whichever comes first. Payments are due within 60 days from invoice date or a 1.5% late fee will be assessed every 30 days thereafter.

Payment shall be made upon approval of DISTRICT and receipt of an invoice from CONTRACTOR. CONTRACTOR's invoice shall be sent to: Burbank Unified School DISTRICT, 1900 West Olive Avenue, Burbank, California 91506, Attention: Sarah Niemann.

5. Independent Contractor. CONTRACTOR, in the performance of this AGREEMENT, shall be and act as an independent contractor. CONTRACTOR understands and agrees that he/she and all of his/her employees shall not be considered officers, employees or agents of the DISTRICT, and are not entitled to benefits of any kind or nature normally entitled, including but not limited to, State Unemployment Compensation or Workers' Compensation Insurance. CONTRACTOR shall assume full responsibility for payment of all federal, state and local taxes or contributions, including unemployment insurance, social security and income taxes with respect to CONTRACTOR's employees.

6. Originality of Services. CONTRACTOR agrees that all technologies, formulae, procedures, processes, methods, writings, ideas, dialogue, compositions, recordings, and submitted to, the DISTRICT and/or used in connection with this AGREEMENT, shall be wholly original to CONTRACTOR and shall not be copied in whole or in part from any other source, except that submitted to CONTRACTOR by DISTRICT as a basis for such services.

7. Copyright/Trademark/Patent. CONTRACTOR understands and agrees that all materials produced under this AGREEMENT shall become the property of DISTRICT and cannot be used without DISTRICT's express written permission. DISTRICT shall have all right, title and interest in said matters, including the right to secure and maintain copyright, trademark and/or patent of said matter in the name of the DISTRICT.

8. Business Termination. In the event that CONTRACTOR shall cease conducting business in the normal course, become insolvent, make a general assignment for the benefit of creditors, suffer or permit the appointment of a receiver for its business or assets or shall avail itself of, or become subject to, any proceeding under the Federal Bankruptcy Act or any other statute of any state relating to insolvency or the protection of rights of creditors, then at the option of DISTRICT this AGREEMENT shall terminate and be of no further force and effect and any property or rights tangible or intangible, shall forthwith be returned to DISTRICT.

9. Termination. DISTRICT may, at any time, for any reason, terminate this AGREEMENT and compensate CONTRACTOR only for services satisfactorily rendered to the date of termination. Written

notice by DISTRICT shall be deemed given when received by the CONTRACTOR or no later then three days after the day of mailing, whichever is sooner.

DISTRICT may terminate this AGREEMENT upon giving of written notice of intention to terminate for cause. Cause shall include: (a) material violation of this AGREEMENT by the CONTRACTOR; or (b) any act by CONTRACTOR; or (b) any act by CONTRACTOR exposing the DISTRICT to liability to others for personal injury or property damage; or CONTRACTOR is adjudged a bankrupt, CONTRACTOR makes a general assignment for the benefit of creditors or a receiver is appointed on account of CONTRACTOR's insolvency. Written notice by DISTRICT shall contain the reasons for such intention to terminate and unless with five (5) days after service of such notice the condition or violation shall cease, or satisfactory arrangements for the correction thereof be made, this AGREEMENT shall upon the expiration of the five (5) days cease and terminate. In the event of such termination, the DISTRICT may secure the required services from another contractor. If the cost to the DISTRICT exceeds the cost of providing the service pursuant to this AGREEMENT, the excess cost shall be charged to and collected from the CONTRACTOR. The foregoing provisions are in addition to and not a limitation of any other rights or remedies available to DISTRICT. Written notice by DISTRICT shall be deemed given when received by the other party, or no later then three days after the day of mailing, whichever is sooner.

10. Duty to Provide Fit Workers. CONTRACTOR shall at all times enforce appropriate discipline and good order among their employees and shall not employ or work any unfit person or anyone not skilled in providing the services required under this AGREEMENT. It shall be the responsibility of the CONTRACTOR to ensure compliance with this section. Any person in the employ of the CONTRACTOR whom DISTRICT may deem incompetent, unfit, intemperate, troublesome or otherwise undesirable shall be excluded from providing services under this AGREEMENT and shall not again provide services except with written consent of DISTRICT

    The CONTRACTOR shall not permit an employee to come in contact with pupils until the Department of Justice has ascertained that the employee has not been convicted of a violent or serious felony. The CONTRACTOR shall certify in writing to the governing board of the DISTRICT that none of its employees who may come in contact with pupils have been convicted of a violent or serious felony. The CONTRACTOR shall provide a list of the names of its employees who may come in contact with pupils to the governing board of the DISTRICT. (Reference California Education Code Section 45125.1.)

11. Hold Harmless. CONTRACTOR agrees to and does hereby indemnify, hold harmless and defend the DISTRICT and its officers, agents and employees from every claim or demand made and every liability, loss, damage, or expense, of any nature whatsoever, which may be incurred by reason of:
    (a) Liability for damages for: (1) death or bodily injury to person; (2) injury to; loss or theft of property; or (3) any other loss, damage or expense arising out of (1) or (2) above, sustained by the CONTRACTOR or any person, firm or corporation employed by the CONTRACTOR, either directly or by independent contract, upon or in connection with the services called for in this AGREEMENT, however caused, except for liability of damages referred to above which result from the sole negligence or willful misconduct of the DISTRICT or its officers, employees or agents.
    (b) Any injury to or death of any persons, including the DISTRICT or its officers, agents and employees, or damage to or loss of any property caused by any act, neglect, default, or omission of

the CONTRACTOR, either directly or by independent contract, arising or of, or in any way connected with, the services covered by this AGREEMENT, whether said injury or damage occurs either on or off DISTRICT's property, except for liability for damages which result from the sole negligence or willful misconduct of the DISTRICT or its officers, employees or agents.

12. Insurance. CONTRACTOR shall, at CONTRACTOR'S sole cost and expense, take out prior to commencing the work, and maintain in force and effect, from the commencement of services until expiration of this AGREEMENT, and shall require all subcontractors, if any, whether primary or secondary, to take out and maintain a policy or policies of insurance covering CONTRACTOR'S and subcontractor's services and furnish to DISTRICT a certificate of insurance evidencing all

    Coverages and endorsements required hereunder. Said certificate of insurance shall be due upon executions of this AGREEMENT, or such subsequent date as agreed to by the DISTRICT. Such insurance shall be with an insurance company admitted by the Insurance Commissioner of the State of California to transact such insurance in the State of California. Minimum coverages shall be as follows.

    (a) General Liability Insurance for injuries including accidental death, to any one person in an amount not less than $1,000.000 per occurrence.
    (b) Subject to the same limit for each person on account of one accident, in an amount not less than $1,000.000 per occurrence.
    (c) Property Damage Insurance in an amount not less than $1,000,000 per occurrence.
    (d) Comprehensive Automobile Liability Insurance covering the use of all owned, non-owned and hired vehicles with combined bodily injury and property damage in an amount not less then $300,000 per occurrence.
    (e) Statutory Workers' Compensation Insurance in accordance with Sections 3700 and 3800 of the Labor Code of the State of California.
    (f) A thirty (30) day written notice to DISTRICT of cancellation or reduction in coverage.

13. Assignment. The CONTRACTOR shall not assign, transfer, convey, sublet or otherwise dispose of this AGREEMENT or of its rights, title or interest in or to the same of any part thereof.

14. Compliance with Applicable Laws. The services completed herein must meet the approval of the DISTRICT and shall be subject to the DISTRICT'S general right of inspection to secure the satisfactory completion thereof. CONTRACTOR agrees to comply with all federal, state and local laws, rules, regulations and ordinances that are now or may in the future become applicable to CONTRACTOR, CONTRACTOR's business, equipment and personnel engaged in operations covered by this AGREEMENT or accruing out of the performance of such operations.

15. Conflict of Interest. CONTRACTOR affirms that to the best of his/her knowledge, there exists no actual or potential conflict between CONTRACTOR's family, business, or financial interest and the services provided under this AGREEMENT, and in the event of change in either private interests or services under this AGREEMENT, any question regarding possible conflict of interest which may arise as a result of such change will be raised with the DISTRICT. CONTRACTOR shall not be in a reporting relationship to a DISTRICT employee who is near relative, nor shall a near relative be in a decision-making position with respect to the CONTRACTOR.

16. Affirmative Action Employment. In the performance of the terms of this AGREEMENT CONTRACTOR agrees that it will not engage in, nor permit such subcontractor as it may employ to engage in, unlawful discrimination in employment of persons because of the race, religious creed, color, national origin, ancestry, physical handicap, medical condition, marital status, or sex of such persons.

17. Notice. All notices or demands to be given under this AGREEMENT by either party to the other shall be in writing and given either by: (a) personal service or (b) by U.S. Mail, mailed either by registered or certified mail, return receipt requested, with postage prepaid. Service shall be considered given when received if personally served or if mailed on the third day after deposit in any U.S. Post Office. The address to which notices or demands may be given by either party may be changed by written notice given in accordance with the notice provisions of this section.

At the date of this AGREEMENT, the addresses of the parties are as follows:

CONTRACTOR:
Shaw HR Consulting, Inc.
107 N. Reino Road, #414
Newbury Park, CA 91320
Attention: Rachel Shaw,
President

DISTRICT:
Burbank Unified School District
1900 West Olive Avenue
Burbank, CA 91506
Attention: Sarah Niemann, Ed.D.
Asst. Superintendent, HR

18. Non-Waiver. The failure by any one of the Parties to require performance of any provision shall not affect that Party's right to require performance at any time thereafter, nor shall a waiver of any breach or default of this Contract constitute a waiver of any subsequent breach or default or a waiver of the provision itself.

IN WHITNESS WHEREOF, the Parties hereto have executed this Agreement as to the date herein:

CONTRACTOR:
Shaw HR Consulting, Inc.

By: Rachel Shaw
Authorized Signature

Print Name: Rachel Shaw

Title: President

Date: 05/20/2021

Tax ID: 45-1449198

DISTRICT:
Burbank Unified School District

By: _____
Authorized Signature

Print Name: _____

Title: _____

Date: _____

BURBANK UNIFIED SCHOOL DISTRICT
Office of Human Resources Services

REPORT TO THE BOARD

TO:	Members of the Board of Education
FROM:	Sarah Niemann, Assistant Superintendent, Human Resources Services
PREPARED BY:	Lori Larson, EIIP Technician
SUBMITTED BY:	Cindy Quiterio, Executive Assistant, Human Resources
DATE:	June 17, 2021
SUBJECT:	Approval of Agreement for Professional Services

Background:
The purpose of the Agreement for Professional Services of Independent Contractor with Providence Health System – Southern California [DBA Providence Saint Joseph Medical Center (PSJMC)] is to provide post-offer, pre-employment, back screen examinations of certificated and classified employees.

Discussion/Issues:
Providence Saint Joseph Medical Center has provided the District with local occupational health services in the form of pre-employment back screening examinations and other related services. These services are provided in their Pacific Avenue location.

The term of the agreement is as follows:

July 1, 2021 through June 30, 2022

Financial Impact:
The financial impact to the District is dependent upon hiring requirements of the District and specific classification requirements. Incurred charge is $120.00 per examination.

Recommendation:
Sarah Niemann, Assistant Superintendent, Human Resources Services, recommends that the Board of Education approve the Agreement for Professional Services of Independent Contractor between the Burbank Unified School District and Providence Health System – Southern California (DBA Providence Saint Joseph Medical Center) to cover the periods of July 1, 2021 through June 30, 2022 and that authority to sign the Agreement for Professional Services be exercised pursuant to BUSD – AR 3314, as presented.

Burbank Unified School District
AGREEMENT FOR PROFESSIONAL SERVICES OF INDEPENDENT CONTRACTOR

THIS AGREEMENT, made and entered into this 17th day of June, by and between

NAME:	PROVIDENCE HEALTH SYSTEM – SOUTHERN CALIFORNIA
DBA:	PROVIDENCE SAINT JOSEPH MEDICAL CENTER PROVIDENCE SAINT JOSEPH OCCUPATIONAL HEALTH CENTER
STREET ADDRESS:	3413 Pacific Avenue
CITY:	Burbank, California 91502

hereinafter referred to as the Contractor and Burbank Unified School District of Los Angeles County, hereinafter referred to as the District,

W I T N E S S E T H:

WHEREAS the District is authorized by Government Code Section 53060 to contract with an independent contractor specially trained to perform special professional services required; and

WHEREAS the Contractor provides personnel who are specially trained and experienced and competent to perform the special professional services pursuant to this agreement;

The parties hereto contract and agree as follows:

1. PERIOD OF AGREEMENT shall be from July 1, 2021 to June 30, 2022 for a variable number of sessions within that period. The agreement shall be subject to cancellation by either party on thirty (30) days written notice to the other, delivered to the last known address of the other party.
2. SERVICE TITLE of this Contractor shall be provider of Occupational Health Services – Special Examinations: Back Screens.
3. DUTIES OF CONTRACTOR shall be:
    a. Provide job-simulation back screen examinations consistent with State and Federal law.
    b. Advise Superintendent of Schools or designee on medical matters related to such screening(s).
4. PAYMENT BY THE DISTRICT The District shall pay the Contractor at the rate of $120.00 per back screen. Payment to the Contractor shall be as billed monthly. The Contractor shall submit and invoice in duplicate to the District, upon completion of the services, indicating that services required were performed. The Contractor shall assume all expenses, including but not limited to, travel expenses, included by him in performance under this contract.
5. AUTHORIZED DISTRICT REPRESENTATIVE Questions concerning the special services to be performed and the program in general will normally be referred by the Contractor to the Staff Representative authorized by the Superintendent. However, with regard to this contract, the Superintendent of Schools shall serve as the Chief Executive Officer and Representative of the Board of Education in all major matters relating to these contract provisions.

6. LIABILITY The District shall not be liable to the Contractor for personal injury or property damage sustained by the Contractor in the performance of this contract whether caused by the District, its employees, pupils or by any third persons.
7. CONTRACTOR NOT OFFICER, EMPLOYEE OR AGENT OF DISTRICT While engaged in performance of this contract, the Contractor is an independent contractor and is not an officer, employee or agent of the District.
8. THERAPIST PROVIDER Contractor will arrange for the provision of back screen professional services through the Management and Professional Services Agreement for Physical/Occupational Therapy ("PSA") that it has with Therapeutic Associates, Inc. Contractor agrees that under the PSA, Therapist Providers will be required to maintain, on an unrestricted basis: A.) Licensure as a therapist or assistant in the State of California; and B.) Participating provider status with Medicare and Medi-Cal Programs.

WITNESS the parties hereto the day and year first above written.

- Contractor -	- District -
PROVIDENCE HEALTH SYSTEM – SOUTHERN CALIFORNIA DBA: PROVIDENCE SAINT JOSEPH MEDICAL CENTER and PROVIDENCE SAINT JOSEPH OCCUPATIONAL HEALTH CENTER	BOARD OF EDUCATION OF THE BURBANK UNIFIED SCHOOL DISTRICT OF LOS ANGELES COUNTY
By: _____ Charles Orlando, Interim Chief Executive Providence Saint Joseph Medical Center	By: _____ Matt Hill, Superintendent of Schools
By: _____ Glenn Bales, Chief Financial Officer Providence Saint Joseph Medical Center	

Charge to:
01.0-00000.0-00000-72000-5861-7401000
12.0-61050.0-00000-27000-5861-7540000
61.0-53100.0-00000-37000-5861-7490000
11.0-00639.0-00000-27000-5861-5330000
01.0-65000.0-50010-27000-5861-7441000
01.0-00000.0-00000-72000-5862-7401000
01.2-90335.0-00000-27000-5862-7558000
01.0-00000.0-00000-72000-5864-7401000
12.0-60600.0-00000-72000-5861-7540000
12.0-60550.0-00000-27000-5861-7540000
01.0-00000.0-00000-72000-5861-7552000

BURBANK UNIFIED SCHOOL DISTRICT
Administrative Services

REPORT TO THE BOARD

TO:	Members of the Board of Education
FROM:	Debbie Kukta, Assistant Superintendent, Administrative Services
PREPARED BY:	Ruthie DiFonzo, Senior Administrative Assistant
SUBMITTED BY:	Ruthie DiFonzo, Senior Administrative Assistant
DATE:	June 17, 2021
SUBJECT:	Approval of Professional Agreement with Project Wayfinder Inc.

Background:
Project Wayfinder, Inc. provides for social-emotional curriculum for high school students. The curriculum combines social-emotional learning (SEL), project-based learning (PBL), and real-world events to prepare high school students for life. The curriculum addresses five key areas of social emotional learning: self-awareness, self-management, social awareness, relationship skills, and responsible decision-making. Studies have shown that students who complete the Wayfinder program are four times more likely to be hopeful about their future.

Discussion/Issues:
Burbank High School had the opportunity to review Project Wayfinder for its 9th grade students. The response was overwhelmingly positive, and teachers have requested to be involved in the program next year.

Fiscal Impact
$78,500

Recommendation:
Debbie Kukta, Assistant Superintendent, Administrative Services, recommends that the Board of Education approve the agreement between Burbank Unified School District and Project Wayfinder, Inc. for social-emotional curriculum, effective July 1, 2021 through June 30, 2024, not to exceed $78,500 (01.0-74250.0-11100-10000-5840-7429000) COVID Funds and (01.0-00000.0-11100-10000-4210-4311000) General Fund Discretionary, and that authority to sign the agreement be exercised pursuant to BUSD—AR 3314, as presented.

PROJECT WAYFINDER

Project Wayfinder Inc.
PO Box 2876
Berkeley, CA 94702
(650) 575-5199

WAYFINDER PRICE QUOTE

2021-2022 SCHOOL YEAR

DATE
5/7/21

QUOTE NO.
1

BILL TO
Burbank USD

PAY TO
Project Wayfinder Inc.
PO BOX 2876, Berkeley CA 94702
accounting@projectwayfinder.com
(650) 575-5199

ITEM DESCRIPTION	NOTES	QTY	PRICE EA		TOTALS
Schoolwide Training	Year 1	1	8,500.00	$	**8,500.00**
Belonging 3: Belonging to the Wider World (Digital)	Grade 9, Year 1	500	40.00	$	**20,000.00**
Service and Support Package	Year 2	1	5,000.00	$	**5,000.00**
Belonging 3: Belonging to the Wider World (Digital)	Grade 9, Year 2	500	40.00	$	**20,000.00**
Service and Support Package	Year 3	1	5,000.00	$	**5,000.00**
Belonging 3: Belonging to the Wider World (Digital)	Grade 9, Year 3	500	40.00	$	**20,000.00**
				$	-
				$	-
				$	-
				$	-
				$	-
				$	-
				$	-
		SUBTOTAL		$	**78,500.00**
		TRAVEL & LODGING		$	-
		ADDITIONAL EXPENSES*		$	-
		SHIPPING & HANDLING			
		SALES TAX		$	-
		TOTAL PRICE			**$ 78,500.00**

For questions concerning this quote, please contact
Nicole Germanov | 650-575-5199 | Nicole@Projectwayfinder.com
Please make all checks payable to Project Wayfinder Inc
www.projectwayfinder.com

Signature:_____ Date:_____

Printed Name:_____

BURBANK UNIFIED SCHOOL DISTRICT
Administrative Services

REPORT TO THE BOARD

TO:	Members of the Board of Education
FROM :	Debbie Kukta, Assistant Superintendent, Administrative Services
PREPARED BY:	Larry Cross, Director of Facilities
SUBMITTED BY:	Crystal Cozakos, Facilities, Operations and Construction Technician
DATE:	June 17, 2021
SUBJECT:	Approval of Additive Change No.1, H&S Electric Inc., Electrical & Low Voltage, Two-Story Modular Building Project, Walt Disney Elementary School (Bond Fund)

Background:
Burbank Unified School District issued a Notice Inviting Bids for Bid 2021-003, a multi-prime contract for the Two-Story Modular Building Project at Walt Disney Elementary School. There were eight (8) bid packages in total. The District and Lundgren Management, General Construction Manager, received and opened the bids on Thursday, February 18, 2021.
Qualifying Bids for Electrical & Low Voltage, 2021-003-05, received were as follows:

H&S Electric Inc.	$263,805
Reyes & Sons Electric Inc.	$309,500
Reyes Electrical Contractor Inc.	$358,630
Chalmers Construction Services Inc.	$379,000

District-Wide Goals for 2019-2020:
7.1 Continue to provide a clean, safe, and energy-efficient learning environment for all students and employees.

7.4 Continue to ensure that all school safety plans are compliant as per California Department of Education Safety Plan mandates and implement professional development for all employees before school starts.

7.7 Continue construction/modernization projects according to the General Obligation Bond Implementation Plan and develop a long-term maintenance plan.

Discussion/Issues:
On March 4, 2021, the Board of Education approved to award the contracts to the bids that Lundgren Management recommended; H&S Electric Inc. was selected for the electrical and low voltage for the permanent modular classroom building and sitework project at Walt Disney Elementary School.

Financial Impact:
$13,392 Increase for a Revised Total of $277,197 (Bond Fund)

Recommendation:
Debbie Kukta, Assistant Superintendent, Administrative Services, recommends that the Board of Education approve an additive change order to the agreement between Burbank Unified School District and H&S Electric Inc. for Electrical & Low Voltage for the Two-Story Modular Building Project at Walt Disney Elementary School, not to exceed $277,197 (21.3-00000-0-91008-85000-6230-201-0000) Bond Fund, and that authority to sign the agreement be exercised pursuant to BUSD – AR3314, as presented.

Note: The additional amount of $13,392, increases the total not to exceed amount to $277,197, to allow for the removal of the existing power and low voltage lines from the perimeter of the building and install temporary overhead power and low voltage lines to existing buildings that were not included in the initial scope.

Burbank Unified School District
Technology Services

REPORT TO THE BOARD

TO:	Members of the Board of Education
FROM:	Debbie Kukta, Assistant Superintendent, Administrative Services
PREPARED BY:	Rick Vonk, Director of Information Technology and Education Support Services
SUBMITTED BY:	Lourdes Moya, Administrative Secretary
DATE:	June 17, 2021
SUBJECT:	Approval of Renewal of Agreement for Professional Services with CSM Consulting, Inc, E-Rate Consultant (Special Reserve Fund)

Background:
E-Rate funding is available to school districts to offset data communications costs as well as for upgrades to network infrastructure cabling and equipment. These are federal dollars and the application process, receipt and use of funds, and documentation of that use is a complicated process. Additionally, the funds and their use are subject to audit by the School and Libraries Division. Thus, it is imperative the application for funding, receipt of items and use is properly documented at all steps throughout the process and in accordance with all appropriate E-Rate rules and regulations. This is a specialized area and in order to maximize participation in available dollars, special attention and care must be given to the application. On June 20, 2019, the Board of Education approved an agreement with CSM Consulting, Inc. (CSM) for E-Rate consulting services. On June 4, 2020, the Board of Education approved the renewal of the agreement with CSM Consultants to extend their contract for another year.

District Wide Goals for 2019-2020:
8.2 Identify funding resources to implement an ongoing District-wide computer and infrastructure refresh plan

Discussion/Issues:
The Burbank Unified School District has participated in the E-Rate program for many years in terms of receiving rebates and credits for telecommunication services. The district would like to renew the agreement with CSM to continue E-Rate consulting services.

Fiscal Impact:
CSM will provide E-Rate services as shown in the attached proposal in the base amount of $8,500 annually plus an amount not to exceed $25,000 for Category Two applications filed, total amount not to exceed $33,500.

Recommendation:
Debbie Kukta, Assistant Superintendent, Administrative Services, recommends that the Board of Education approve the renewal of agreement between Burbank Unified School District and CSM Consulting, Inc., to provide E-Rate funding consultation services, not to exceed $35,000 (Special Reserve Fund) (40.0-00000.0-00000-81000-5850-7500000), effective July 1, 2021 through June 30, 2022, and that authority to sign the agreement be exercised pursuant to BUSD—AR 3314, as presented.

CONTRACT FOR E-RATE COMPLIANCE SERVICES

This agreement is made and entered by and between **Burbank Unified School District,** a local education agency ("District") and CSM Consulting, Inc., a California Corporation ("Consultant").

RECITALS

A. District desires to have a Consultant to prepare documentation, forms and applications regarding the Federal Communications Commission ("FCC") E-Rate program.

B. District has the authority to enter into an Agreement with a Consultant for purposes of complying with the FCC E-Rate program.

C. Consultant is duly qualified to provide the services called for in this Agreement in consideration for the fee stipulated in this Agreement.

I. CONSULTANT'S RESPONSIBILITIES – SCOPE OF SERVICE

1. Shall provide to District completed forms and processes related to all Category One and Category Two applications of the Federal Communications Commission E-Rate filings with the schools and library division ("SLD") during the term of this Agreement as shown in Section IV., 1. Services provided under this agreement to include the following:

    - Assist and coordinate the preparation and filing of FCC Forms: 470, 471, 486 and 500.
    - Assist and coordinate the preparation and filing of:
        - Item 21 Attachments
        - Form 472 (Billed Entity Applicant Reimbursement Form BEAR) and/or vendor specific discount forms (i.e. Data Gathering Form, Existing Services List, etc.)
        - Implementation Deadline Extension Request (ImDER)
        - Invoice Deadline Extension Request (IDER)
        - Service Provider Identification Number (SPIN) Change Requests
        - Service Substitution Requests
        - Service Certifications
        - Program Integrity Assurance (PIA)
        - Payment Quality Assurance (PQA) requests

2. Act as District's main point of contact with the SLD.

3. Assist District on E-Rate compliance including updates on rule or regulatory changes, as applicable.

II. DISTRICT RESPONSIBILITIES

1. Provide all required information and data for filing all forms with the SLD in a timely manner and all required and requested data for filing the Form 471 at least thirty (30) days prior to USAC's Form 471 filing deadline.
2. Adhere to E-Rate rules, procedures and regulations established by the FCC and other applicable regulatory agencies.
3. Take such official action, such as review of Consultants drafts and promptly sign and return all forms required for filing with a third party in a timely manner so that Consultant can perform its obligations under this Agreement.

4. Promptly pay Consultant its fee for services rendered. All payments are due and payable within 30 days after delivery to the District of the invoice.
5. Sign, date and certify all forms filed by Consultant on District's behalf.

III. COST

1. **Pricing.** The cost for services rendered regarding the E-Rate application process, as referred to in Section I of this agreement, will be invoiced and due to the Consultant as follows:

   Base contract amount ("Base Amount") of **$8,500** plus;

   An amount equal to six percent (6%) of Category Two applications submitted during the Term of this Agreement, not to exceed a total amount of **$25,000** ("C2 Amounts").

   Invoices for the Base Amount will be provided monthly (or quarterly) continuing through June 30 of each respective term of this Agreement.

   Invoice(s) for C2 Amounts will be provided upon completion of the annual E-Rate Form 471 submission process applicable to Category Two submissions during the Term(s) of this Agreement.

   The amounts in this section do not include any costs related to additional Compliance Services offered by Consultant that may be requested by the District as shown in Section IV., 4. and 5 below.

IV. MISCELLANEOUS

1. **Term.** The initial term ("Term") of this agreement shall be one (1) year commencing as of July 1, 2021, or upon execution (whichever is later), through June 30, 2022. Thereafter, the Term of this Agreement shall automatically renew for successive one (1) year Term(s) unless one party provides written notice to the other party at least sixty (60) days in advance of the end of the existing Term that it does not wish to renew the Term of this Agreement.

2. **Modifications.** This Agreement may be modified only by a written amendment to this Agreement, executed by both parties.

3. **Independent Contractor.** While engaged in carrying out and complying with the terms and conditions of the Agreement, Consultant is an independent contractor and not an officer, employee, or agent of the District.

4. **Additional Compliance Services not included in SECTION I CONSULTANT RESPONSIBILITIES – SCOPE OF SERVICE.**
   A. Services and costs in this section are not included in Section I (Consultant Responsibilities – Scope of Service) and Section III (Cost). At the written request of the District, the Consultant may provide the additional Compliance Services listed below, based upon the following hourly rates.

Officer/Principal	$175 per hour
Information Technology Consultant/Director	$150 per hour
Lead Consultant	$120 per hour
Specialist	$80 per hour

   An authorized agent of the District may request the services below via written request to the Consultant. The Consultant will provide the District with an estimate of the number of hours and rates to complete the requested task. Consultant will provide a quote in the form of an email, hard copy quote, electronic copy quote or other means, as appropriate and acceptable

to the District and Consultant. These Compliance Services may include but are not limited to the following:

- Assist in the preparation of RFPs/RFIs/RFQs, etc., including technical specs
- Surveys (alternate discount method)
- Comprehensive Technology Plan Writing
- Coordination of response to Special Compliance Reviews
- Selective Review Information Request (SRIR)
- Preparation of USAC and/or FCC appeals
- Audit support, including Beneficiary Contributor Audit Program
- Preparation of documentation/reports/presentations for Board meetings or other special meetings
- Assess and process issues with prior E-Rate applications not previously contracted by with Consultant (invoiced at ten percent 10% of amount recovered)
- Travel expenses for any on-site meetings including hourly rate, standard mileage reimbursement and actual accommodation/travel expense (including airfare if applicable)
- Other E-Rate related services

Doc-U-Manage

5. **E-Rate Doc-U-Manage Software (Optional Service)**. Consultant will provide an online document management software allowing the District multi-user access to maintain documents in an organized manner to meet the USAC 10-year requirement and provide an efficient document management system for the District. The annual license fee for the software is $999.00

Please check the appropriate box for designation of service ☐ **Yes** ☐ **No**

6. **Conflict of Interest.** No business or personal relationship exists between any school employee and the service provider.

7. **Attorney's Fees and Costs.** In any litigation, arbitration or other proceeding by which one party either seeks to enforce its rights under this Agreement (whether in contract, tort, or both) or seeks a declaration of any rights or obligations under this Agreement, each party shall bear its own attorney fees, together with any costs and expenses to resolve the dispute and to enforce the final judgment.

8. **Severability.** If any term of this Agreement is held by a court of competent jurisdiction to be void or unenforceable, the remainder of this Agreement shall remain in full force and effect and shall not be affected.

9. **Termination.** Except as otherwise provided in this Agreement, either Party may immediately terminate this Agreement, upon written notice to the other Party, if either Party materially breaches the responsibilities set forth in Section I, Consultant's Responsibilities and Section II, District Responsibilities, respectively.

10. **Notices.** All notices that are required to be given by one party to the other under this Agreement shall be in writing and shall be deemed to have been given if delivered personally or enclosed in a properly addressed envelope postage prepaid and deposited with a United States Post Office for delivery by first class and certified mail addressed to the parties at the following addresses, unless such addresses are changed by notice, in writing, to the other party.

Burbank Unified School District
1900 W. Olive Ave.
Burbank, CA 91506

CSM Consulting, Inc.
P.O. Box 4408
El Dorado Hills, CA 95762-0018

11. **Limitation of Liability**. The aggregate liability in connection with any claim arising out of or relating to this agreement whether in contract, tort or otherwise, shall be limited to an amount equivalent to the fee(s) paid by the District to Consultant for services performed pursuant to this Agreement. Consultant shall not in any circumstances be liable to District, whether in contract, tort or otherwise, for any special, indirect, incidental, or consequential damages of any kind whatsoever whether Consultant is made aware in any way due to, resulting from, or arising in connection with the services performed by Consultant pursuant to this Agreement. District's right to monetary damages listed above in that amount shall be in lieu of all other remedies that District may have.

12. **Governing Law.** The validity of this Agreement and each of its terms and provisions, as well as the rights and duties of the parties under this Agreement, shall be construed pursuant to and in accordance with the law of the State of California.

13. **Authority**. The individuals executing this Agreement represent and warrant that they have the legal capacity and authority to execute and contractually bind their respective legal entities.

14. **Entire Agreement.** This Agreement supersedes any and all other agreements, whether oral or in writing, between the parties with respect to the subject of this Agreement. This Agreement contains all of the covenants and agreements between the parties with respect to the subject of this Agreement, and each party acknowledges that no representations, inducements, promises, or agreements have been made by or on behalf of any party except the covenants and agreements embodied in this Agreement. No agreement, statement, or promise not contained in this Agreement shall be valid or binding on the parties with respect to the subject of this Agreement.

Executed in _____, _____ This_____ day of _____, 2021.

_____, **Vice President**
David T. Cichella

_____, Title _____

_____Print Name
Burbank Unified School District

AUTHORITY TO COMMUNICATE – Letter of Agency (LOA)

This ATC/LOA (Agreement) entered into on this _____day of _____, 2021 by and between **CSM Consulting, Inc.***, Consultant Registration Number 16043564*, a California Corporation ("Consultant") and **Burbank Unified School District**, a local education agency ("District"). Consultant's authority to communicate shall remain in effect during the term of the "E-Rate Services" consulting contract.

Consultant and District determines it is necessary to prepare documentation, forms and applications regarding the Federal Communications Commission ("FCC") E-Rate program.

District grants to Consultant the authority to investigate and communicate, in any form, with any telecommunication company, service provider, the FCC or the Schools and Libraries Division with regard to the E-Rate Program on District's behalf. Consultant acknowledges that nothing contained herein shall constitute a principal and agent relationship or be construed to evidence the intention of the District to constitute such. The District represents and warrants that the officer executing this Agreement has been duly authorized.

The term of this assignment is from the date of final execution (above) until all issues with E-Rate Years 2004, 2005, 2006, 2007, 2008 2009, 2010, 2011, 2012, 2013, 2014, 2015, 2016, 2017, 2018, 2019, 2020 and 2021 are resolved or June 30, 2023. When executed, this agreement is authorization for all employees of Consultant to communicate on behalf of the District in performance of the duties outlined herein.

Burbank Unified School District

Name: _____

Print Name: _____

Title: _____

Burbank Unified School District
Technology Services

REPORT TO THE BOARD

TO:	Members of the Board of Education
FROM:	Debbie Kukta, Assistant Superintendent, Administrative Services
PREPARED BY:	Rick Vonk, Director of Information Technology and Education Support Services
SUBMITTED BY:	Lourdes Moya, Administrative Secretary
DATE:	June 17, 2021
SUBJECT:	Approval of Amended Agreement for Professional Services with CSM Consulting, Inc, E-Rate Consultant for Additional Compliance Services (Special Reserve Fund)

Background:
On June 20, 2019, the Board of Education first approved an agreement with CSM Consulting, Inc. (CSM) for E-Rate consulting services to apply and oversee the E-Rate program for funding data communications and upgrades to network infrastructure equipment and cabling. In subsequent years, this agreement was also approved by the Board of Education on June 4, 2020, and request for renewal on June 17, 2021.

On May 11, 2021, the FCC released a new Emergency Connectivity Fund (ECF) program. The ECF program is a $7.17 billion program to help schools close the Homework Gap by providing funding for the reasonable costs for Chromebooks, laptops, and hotspots (Internet Access) for off-campus use by students and school staff in need during the COVID-19 pandemic. Students and staff can bring the equipment to and from school.

District-Wide Goals for 2019-2020:
8.2 Identify funding resources to implement an ongoing District-wide computer and infrastructure refresh plan

Discussion/Issues:
The District has used CSM for several years. They have successfully assisted BUSD with several funding requests and are very knowledgeable about the entire E-Rate process. The FCC is using the same E-Rate process for the ECF program.

The E-Rate process for applying, use of funds, and documentation are very complex. Funds and use are also subject to audit by the School and Libraries Division, and it is imperative the entire process is properly documented at all steps throughout the process and follows all appropriate E-Rate rules and regulations.

Fiscal Impact:
The district would like to amend the contract with CSM to add services and support for the new ECF program to provide additional compliance services as shown in the attached proposal not to exceed $20,000.

Recommendation:
Debbie Kukta, Assistant Superintendent, Administrative Services, recommends that the Board of Education approve the amended agreement between Burbank Unified School District and CSM Consulting, Inc., for additional compliance services, not to exceed $53,500 (Special Reserve Fund) (40.0-00000.0-00000-81000-5850-7500000), effective July 1, 2021, and that authority to sign the agreement be exercised pursuant to BUSD—AR 3314, as presented.

Note: The original contract with CSM is not to exceed $33,500 on the June 17, 2021 Board of Education meeting. This amendment for $20,000 increases the total not to exceed amount to $53,500 for the new ECF program and additional compliance services.

ADDITIONAL COMPLIANCE SERVICES - FCC EMERGENCY CONNECTIVITY FUND PROGRAM - $7.17 BILLION

This request for Additional Compliance Services is pursuant to the existing Contract for E-Rate Compliance Services CSM Consulting, Inc. ("Consultant") and **Burbank Unified School District** ("District").

WHEREAS, the Federal Communications Commission ("FCC") has established the Emergency Connectivity Fund Program ("ECF"), to help schools and libraries by funding connected devices and broadband connections for students, school staff, and library patrons, who would otherwise lack sufficient access to fully engage in remote learning and virtual library services, during the COVID-19 pandemic.

The District desires that the Consultant utilize the established filing and reporting guidelines to assist the District in creating the required forms and applications to be reimbursed for eligible costs as outlined in the FCC Report and Order FCC 21-58 related to the ECF.

The Consultant shall provide to District completed forms and processes related to all ECF applicable applications (excluding applications for non-commercially available broadband service) of the Federal Communications Commission ECF Program. Additional Compliance Services provided to include the following:

Assist and coordinate the preparation and filing of FCC ECF forms.
Assist and coordinate the preparation and filing of:

- Item 21 (or applicable) Attachments
- Invoicing and Reimbursement forms and documentation
- Service Provider Identification Number (SPIN) Change Requests (if applicable)
- Service Substitution Requests
- ECF Program Certifications
- Program Integrity Assurance (if applicable)
- Payment Quality Assurance requests (if applicable)

Act as District's main point of contact with the Universal Service Administrative Company, the FCC, and any other governmental agency or service provider that is necessary to assist the District participate in the ECF.

Assist District on ECF Program compliance including updates on rule or regulatory changes.

The District will provide the Consultant with appropriate supporting documentation in a timely manner in order to ensure that established FCC timelines may be met.

The cost for services rendered regarding the ECF Program application process, as referred to above, will be invoiced and due to the Consultant as follows:

An annual amount equal to **4%** of ECF Program applications submitted during the Term of this Agreement, not to exceed a total amount of **$20,000**.

Invoices for the service will be provided to the District upon notification of funding decision.

If applicable, the parties reaffirm no other terms or conditions of the above-mentioned original contract not hereby otherwise modified or amended shall be negated or changed as a result of these Additional Services.

If the District would like us to proceed with this service, please sign and return this acceptance letter and return to us at your earliest convenience. Please feel free to email a signed copy to our Contracts Department at contracts@csmcentral.com.

Sincerely,



David Cichella

Please sign and date below if the District chooses to engage CSM to provide the additional compliance services listed above:

_____ _____

District Representative Signature Date

Print Name Here: _____

AUTHORITY TO COMMUNICATE – Letter of Agency (LOA)

This ATC/LOA (Agreement) entered into on this _____day of _____, 2021 by and between **CSM Consulting, Inc.**, *Consultant Registration Number 16043564*, a California Corporation ("Consultant") and **Burbank Unified School District**, a local education agency ("District"). Consultant's authority to communicate shall remain in effect through June 30, 2024.

Consultant and District determines it is necessary to prepare documentation, forms and applications regarding the Federal Communications Commission ("FCC") Emergency Connectivity Fund Program ("ECF").

District grants to Consultant the authority to investigate and communicate, in any form, with any telecommunication company, service provider, the FCC or the Schools and Libraries Division with regard to the ECF Program on District's behalf. Consultant acknowledges that nothing contained herein shall constitute a principal and agent relationship or be construed to evidence the intention of the District to constitute such. The District represents and warrants that the officer executing this Agreement has been duly authorized.

When executed, this agreement is authorization for all employees of Consultant to communicate on behalf of the District in performance of the duties outlined herein.

Burbank Unified School District

Name: _____

Print Name: _____

Title: _____

BURBANK UNIFIED SCHOOL DISTRICT
Administrative Services

REPORT TO THE BOARD

TO:	Members of the Board of Education
FROM :	Debbie Kukta, Assistant Superintendent, Administrative Services
PREPARED BY:	Larry Cross, Director of Facilities
SUBMITTED BY:	Crystal Cozakos, Facilities, Operations and Construction Technician
DATE:	June 17, 2021
SUBJECT:	Acceptance of Notice of Completion, Sportsfield Specialties, Installation of Baseball Netting, Burbank and John Burroughs High School (Capital Outlay)

Background:
The safety netting at both Burbank High and John Burroughs High Schools has failed due to age and deterioration. The netting has been repaired several times without success due to the condition of the existing netting. This agreement will replace all of the safety netting around both Baseball diamonds and is required to prevent spectators, staff, students and passing cars from being hit by a stray ball.

District-Wide Goals for 2019-2020:
7.1 Continue to provide a clean, safe, and energy-efficient learning environment for all students and employees.

7.4 Continue to ensure that all school safety plans are compliant as per California Department of Education Safety Plan mandates and implement professional development for all employees before school starts.

7.7 Continue construction/modernization projects according to the General Obligation Bond Implementation Plan and develop a long-term maintenance plan.

Discussion/Issues:
Sportsfield Specialists installed a gauge twisted, knotted black nylon ball safety system net to both high schools; 29,318 square feet for Burbank High and 27,895 square feet for John Burroughs High School. Also included an added upgrade to rewrap the pads. Work was completed in April 2021.

Financial Impact:
$87,792 (Capital Outlay)

Recommendation:
Debbie Kukta, Assistant Superintendent, Administrative Services, recommends that the Board of Education accept the following as completed: Installation of Baseball Netting at Burbank and John Burroughs High Schools, not to exceed $87,792 (40.0-90329-0-00000-85000-6170-431-000 BHS, 40.0-90329-0-00000-85000-6170-432-0000 JBHS) Capital Outlay, and that authority to sign the agreement be exercised pursuant to BUSD – AR3314, as presented.

Burbank Unified School District
Instructional Services

REPORT TO THE BOARD

TO:	Members of the Board of Education
FROM:	Sharon Cuseo, Assistant Superintendent, Instructional Services
PREPARED BY:	Sharon Cuseo, Assistant Superintendent, Instructional Services
SUBMITTED BY:	Jenny Jones, Administrative Secretary II
DATE:	June 17, 2021
SUBJECT:	Approval of Instructional Consultant Services

Background:

The purpose of the Instructional Consultant Services is to enrich student learning. Consultants are selected based on their qualifications regarding specific subject areas. When a consultant is selected, the consultant, company/organization must complete the required paperwork by the District to ensure that District students receive the services they require. All consultant requests must be approved by the Board of Education prior to services being rendered.

Discussion and Issues:

Sites submit the required paperwork to Instructional Services. Work must not begin until the site receives a confirmation of Board approval from Instructional Services. If the Consultant assignment requires unsupervised contact with student(s) during the contract period, the Consultant will be required to provide Department of Justice fingerprint clearance through the District's Human Resources Services.

Fiscal Impact:

There is no fiscal impact.

Recommendation:

Sharon Cuseo, Assistant Superintendent, Instructional Services, recommends that the Board of Education approve the instructional consultant services for the purpose of on-site student learning support and staff development, and that authority to sign the agreements be exercised pursuant to BUSD-AR 3314, as presented.

BURBANK UNIFIED SCHOOL DISTRICT
INSTRUCTIONAL SERVICES
APPROVAL OF INSTRUCTIONAL CONSULTANT SERVICES

Board Meeting Date: June 17, 2021

Site	Name	Purpose	Dates	Cost	Appropriation Number
Washington Elementary School	Brain Power Wellness	Teachers will receive 12 hours of professional development, learn 50+ hands-on brain break activities rooted in neuroscience, mindfulness and SEL, designed to create an engaging and positive classroom atmosphere. The goal of this program is to impact the negative social-emotional indicators in students, such as emotional symptoms, conduct problems, hyperactivity, and peer problems as well as to increase students' recall, information processing and sequential and quantitative reasoning.	8/12/2021 – 3/1/2021	$10,000.00	01.0-90201.0-11100-10000-5810-2168000
Stevenson Elementary School	Garri Dance Studio	Garri Dance Studio will implement and expose TK-5th grade students to dance through the VAPA dance standards.	9/16/2021 – 12/16/2021	$13,500.00	01.0-90201.0-11100-10000-5810-2158700

BURBANK UNIFIED SCHOOL DISTRICT

1900 W. Olive Avenue • Burbank, CA 91506-2460 • (818) 729-4400

AGREEMENT FOR CONSULTANT SERVICES

This Agreement, made and entered into this 1st of June, 20 21 by and between the **Burbank Unified School District,** hereinafter referred to as "District", and Brain Power Wellness hereinafter referred to as "Consultant."

Payee's Name Brain Power Wellness (Dave Beal) Daytime Phone Number (516) 678-4632

Email Address dave@brainpowerwellness.com

Mailing Address 68-60 Austin Street, Suite 702, Forest Hill NY 11375

Sponsoring Administrator Brandi Young, Principal

Board Approval Date June 17, 2021

Account String 010.90201.0-11100-10000-5810-2168000

The assignment ☐ **will** or ☒ **will not** require Consultant to work with pupil(s) unsupervised in a program sponsored by the District during the contract period. If it does, the Consultant will be contacted by HR and provided the DOJ & FBI form to complete as required by AB346 and will be responsible for associated costs. **Consultant shall not begin service until HR receives clearance.**

Retired Employee: Please check if you belong to _____ calPERS _____cal STRS Retirement Date _____

WITNESSETH:

WHEREAS, the District is authorized pursuant to Education Code section 35160 and Government Code Section 53060 to contract for the services of consultants;

WHEREAS, the Consultant is especially trained, experienced and competent to provide such services;

WHEREAS, in consideration of the mutual promises of the parties, hereto, the District hereby retains the Consultant upon the terms and conditions hereinafter set forth, and the Consultant hereby accepts said retention and agrees to perform the services hereinafter mentioned, upon said terms and conditions;

NOW THERFORE, the parties mutually agree as follows:

1. The Consultant agrees to perform the following services for the District, at a rate of $ 0 per hour☐/ per day ☐/ per session☒ for a total not to exceed $ 10,000 **Amount to include speaking fee, mileage and any additional fees.
2. The term of the Agreement shall be the period commencing on 8/16/2021 and terminating on 3/1/2021.
3. Payment Terms: $10,000 after services and PD for teachers.
4. Consultant will provide the following services:

   Teachers will receive 12 hours PD and learn 60+ hands-on brain break activities rooted in neuroscience,mindfulness & SEL, designed to create an engaging, postive and healthy classroom atmosphere. Teachers will receive coach visits.
5. The Consultant shall provide an invoice/Authorization for Payment of the time spent in providing the services and preparing the products required by this Agreement. Consultant will be paid at the conclusion of this contract unless otherwise stated in the payment terms above.
6. It is expressly understood and agreed to by both parties hereto that the Consultant, while engaged in carrying out and complying with any of the terms and conditions of this contract, is an independent contractor and is not an officer, agent or employee of the aforesaid District.
7. Consultant agrees to defend, indemnify, save, and hold harmless the District, its governing body, the individual members thereof, and all officers, agents and employees of the District from all loss, cost, and expense arising out of any liability or claim of liability for injury, damage, or loss sustained or claimed to have been sustained arising out of, or occurring as a result of Consultant's performance or failure to perform services under this Agreement.
8. This agreement may be terminated at any time based upon the mutual agreement of the parties hereto. This agreement may also be terminated immediately by the District should Consultant breach this agreement or fail to perform the required services in a satisfactory manner.
9. Consultant agrees to pay all Federal, State and Local taxes, and fees that are owed as a result of payments made to Consultant pursuant to this agreement. Consultant agrees to indemnify and hold harmless the District from any and all costs, loss, or liability whatsoever arising from or caused by any challenge to the payments made to Consultant pursuant to this agreement, including but not limited to any liabilities or penalties assessed or levied by any and all local, state, or federal taxing authorities against the District.
10. Consultant agrees to ensure that they do not exceed the applicable earnings limitation under CALPERS or STRS and agrees to be solely responsible for any actions taken by CALPERS or STRS as a result of exceeding the applicable earnings limitation.

Burbank Unified School District of Los Angeles County

IN WITNESS THEREOF, the parties hereto have set their hands on the day and in the month and year first above written.

BUSD Authorized Signature/Title Date

Consultant Brain Power Wellness 6/1/2021 Date

Instructions: Consultant is to sign and return one copy to the sponsoring administrative site. Agreement will be submitted for Board Approval. After Board approval, a Purchase Req will be created. This Purchase Req will need to include the Agreement for Consultant Services, W9, and Board Approved coversheet uploaded on the Purchase Req.

Revised 06/19

Brain Power Wellness

FOCUS • CREATIVITY • EMOTIONAL WELLNESS

Promoting Mindfulness and Social Emotional Learning at George Washington Elementary through Brain Power Wellness



May 18, 2021

Proposal to Promote Mindfulness and Social Emotional Learning at George Washington Elementary through Brain Power Wellness

Brain Power Wellness (BPW) applies research-based activities from neuroscience, mindfulness training, and brain-based physical, emotional and cognitive exercises to help every member of the school community improve mental health, social-emotional wellness and overall achievement. Since 2007, BPW instructors have trained more than 25,000 teachers and 500,000 students in 500 schools nationwide.

Programs for Teachers & Students:

- **BPW Online Teacher Course:** In this experiential 12-hour PD (4 hours live online; 8 hours asynchronous) teachers will actively learn 50+ hands-on brain break activities rooted in neuroscience, mindfulness & SEL, designed to create an engaging, positive and healthy classroom atmosphere. This course is suitable and transformational for remote, blended & in-person teaching environments. This introductory PD is designed to help participants feel the positive impact of each activity for themselves personally so as to attend to their own self-care while also connecting the dots to how these exercises encourage empathy, connectivity and trust – essential underpinnings of best classroom management and instructional practices. Teachers also receive access to our vast online resources which include instructional videos, classroom management tips, self-care wellness videos as well as videos and articles on Trauma-informed and Culturally Responsive Teaching strategies. Each participant receives a digital material set (Instructional Binder and Resource Guide; "Brain Power Classroom" e-book; brain break exercise card deck; online videos). After completing this workshop, participants are encouraged to participate in our regular complimentary live online mindfulness sessions for the educators in our international network. In addition to the PD and resources, all teachers will receive three 20-minute **classroom coaching visits** (in-person or live online) to teach a variety of mindfulness,

team building and focusing strategies directly to students. The goal of these visits will be to train students to independently lead regular brain break activities as needed throughout the school day while modeling positive discipline and engaging instruction for staff.

Fee: $10,000 (this price reflects a $1,200 discount)

Sustainability Program for Teachers:

- **BPW Instructor (Leader) Certification**:

In this 5-day in-person retreat participants experience:

- 100 brain break activities (organized around the Brain Power 10 themes)
- Self-development training for their own wellness and leadership
- All activities, lessons and exercises from the BPW Teacher, Mentor & Leader workshops (Advisory Curriculum; Content Link lessons connected to ELA, math, science & social studies)

Upon course completion, teachers will be able to:

- Run a "Brain Power Club" after school
- Push into classrooms to lead BPW class visits
- Oversee school-wide Advisory curriculum implementation.
- Lead PD on integrating movement and mindfulness into the four core content areas.
- Share basic wellness self-care strategies with colleagues.

Note: This course will be offered several times per year at Honor's Haven Resort in Ellenville, NY. We are also planning on offering this course in the Los Angeles area in Spring 2022.

Fee: $2,000 per teacher (does not include accommodations)

Programs for Parents:

- **Parent Workshops:**

We offer engaging and experiential training in mindfulness and holistic wellness for parents in sessions such as "Mindful Parenting 101," "Stress Management for Parents," "Positive Discipline at Home," and "Proactive Communication with

Your Child." These 60-minute live online sessions combine self-care, emotional regulation and stress resiliency exercises while creating a safe space for honest dialogue for parents. Parenting tips rooted in mindfulness and positive discipline are also provided. Workshops are led by bi-lingual trainers (English & Spanish). By combining multiple schools into a virtual cohort, we are able to offer these workshops at a reduced price. For a yearly fee of $4,000, parents from George Washington Elementary can attend 35 weekly parent workshops.

Testimonials

"How are the students doing in their personal lives? How are they doing with their emotions? If you look at this Brain Power program in every aspect…the data results show the students have improved at least 50% in every category. We were privileged to receive the grants and we were able to implement in six schools, but now we need to make an impact in [all our] schools."

– Elisa Alvarez, Superintendent District 7, Bronx NY

"As a principal who has successfully turned a struggling school from a "D" to an "A", I have found Brain Power to be a truly transformational system for my staff and students. BP has facilitated a sense of collaborative teamwork which has improved relationships and promoted the family atmosphere essential to teacher and student success. It is creating a supportive community of caring. With this positive environment, group decision making becomes easier as people are more open to new ideas. We recently celebrated this culture of health, happiness and peace with our school wide "HSP Day" event. We look forward to implementing BP programs at PS 001X as we continue to make great gains in our academic and social progress."

– Jorge Perdomo, Principal, PS 1X

"Brain Power assists me as a leader to create a school environment that is positive and collaborative. The dynamic activities that Brain Power teaches can transform the way leaders, teachers and students interact with each other to build trust and meaningful relationships so that the magic of teaching and learning can happen effectively."

-- Deborah Sanabria Principal, JHS 224X

"Brain Power Wellness has personally given me a new perspective on life, on how to take care of myself and utilize my brain. Therefore, as a teacher it helps me teach students how to take care of their brains to access their highest potential."

– Jean Claude Dorelus, Media Specialist, PS 12K

"I think that Brain Power is a very effective Program. I experienced first-hand what Brain Power can do. I was going through a rough time after my husband [had] surgery and taking the Brain Power 4 day training really helped me focus and redirect my energy in a positive way. I love Brain Power!"

– Carmen Rosario, Parent Coordinator, IS 151K

"Not only did I walk away with tips I could immediately use to personally enrich my days and thought process, but also some much needed, simple-to-apply tips to use with my family to enhance our daily productivity. The de-stress exercises can help us learn how to channel our own inner peace."

– Irene Watson, MS31 Parent

"Brain Power helped me learned to control myself and to stay calm. I was also really shy but being with people doing stuff that was actually pretty fun (especially in the camp) helped me. Now I'm not as scared as I was before to talk to new people and try new things."

– Angelica Soto, MS 29 Student

Brain Power Wellness

FOCUS • CREATIVITY • EMOTIONAL WELLNESS

Brain Power Wellness' Impact on Negative Social-Emotional Indicators

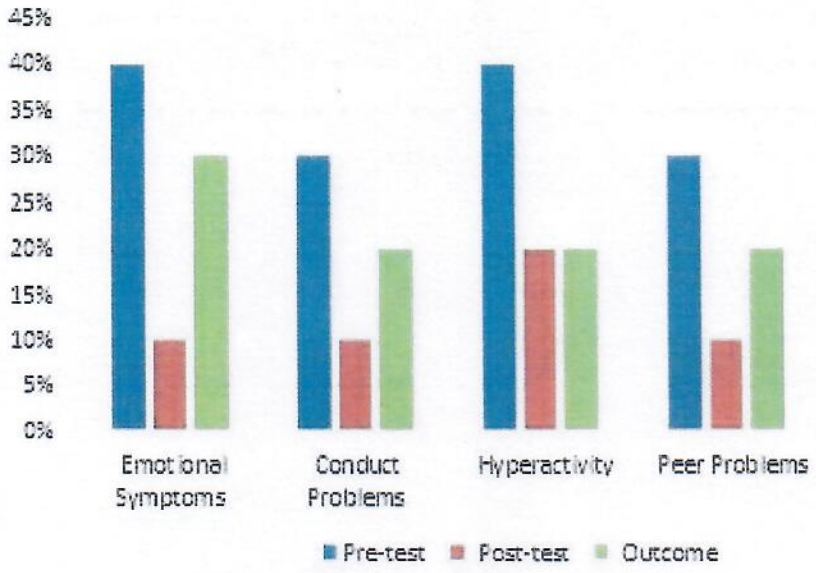

Dec. 2015: 180 at-risk middle school students from District 7 in the Bronx received an 8-week pilot Brain Education project that consisted of weekly 45-minute classes and two full-day Leadership Programs.

Pre-Test Results place the average student on the borderline for the category "clinically significant problems may be present" for all four SDQ* indicators: Emotional Symptoms, Conduct Problems, Hyperactivity and Peer Problems.

Post-Test Results place the average student into the "Normal" category, or "clinically significant problems in this area are unlikely" for all four SDQ* indicators.

Emotional Symptoms – The pre-test results depict an average student score of **40%** on questions such as "I am nervous in new situations" or "I have many fears." Upon project completion, the average student reported a **75% decrease** in this scale, with an average post-test score of **10%**.

Conduct Problems – The pre-test results depict an average student score of **30%** on questions such as "I fight a lot" or "I take things that are not mine." Upon completion of the project, the average student reported a **67% decrease** in this scale, with an average post-test score of **10%**.

Hyperactivity – The pre-test results depict an average student score of **40%** on questions such as "I am easily distracted" or "I am constantly fidgeting". Upon completion of the project, the average student reported a **50% decrease** in this scale, with an average post-test score of **20%**.

Peer Problems – The pre-test results depict an average student score of **30%** on questions such as "Other students my age pick on me" or "I am usually on my own." Upon completion of the project, the average student reported a **67% decrease** in this scale, with an average post-test score of **10%**.

see following page for explanation of SDQ

Brain Power Wellness' Impact on Pro-Social Behaviors

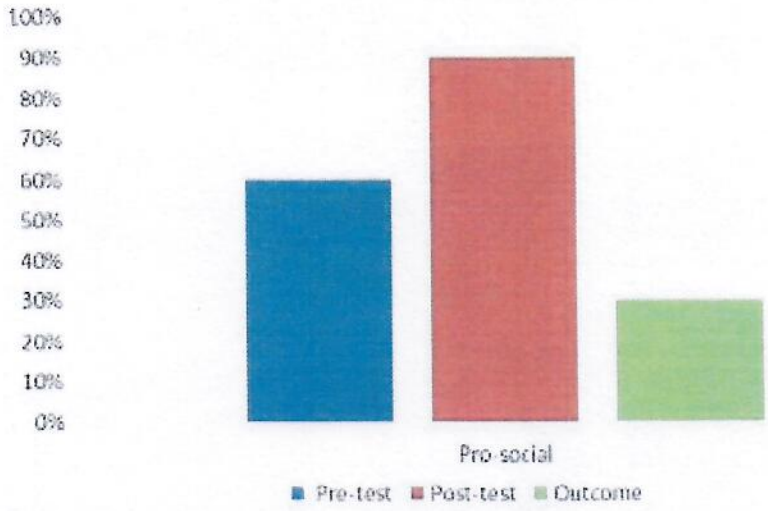

Dec. 2015: 180 at-risk middle school students from District 7 in the Bronx received an 8-week pilot Brain Education project that consisted of weekly 45-minute classes and two full-day Leadership Programs.

Pre-Test Results place the average student on the borderline for the category "clinically significant problems may be present" for pro-social behaviors, as indicated by the Strength and Difficulties Questionnaire (SDQ)*.

Post-Test Result place the average student into the "Normal" category, or "clinically significant problems in this area are unlikely" for pro-social behaviors.

The pre-test results depict an average student score of **60%** on questions such as "I try to be nice to other people" or "I am helpful if someone is hurt." Upon completion of the project, the average student reported

---

a **50% increase** in this scale. This resulted in an average post-test student score of **90%**.

* The Strength and Difficulties Questionnaire (SDQ) is a brief behavioral screening questionnaire that asks about 25 attributes, some positive and others negative. The 25 items are divided between 5 scales of 5 items each, generating scores for conduct problems, hyperactivity, emotional symptoms, peer problems and prosocial behaviors. The reliability and validity of the SDQ make it a useful brief measure of the adjustment and psychopathology of children and adolescents.

Source: Psychometric Properties of the Strengths and Difficulties Questionnaire. GOODMAN, ROBERT. Journal of the American Academy of Child & Adolescent Psychiatry, Volume 40 , Issue 11 , 1337 – 1345

Brain Power Wellness Research
Quantitative Research Study

Recall, Information Processing, Sequential & Quantitative Reasoning

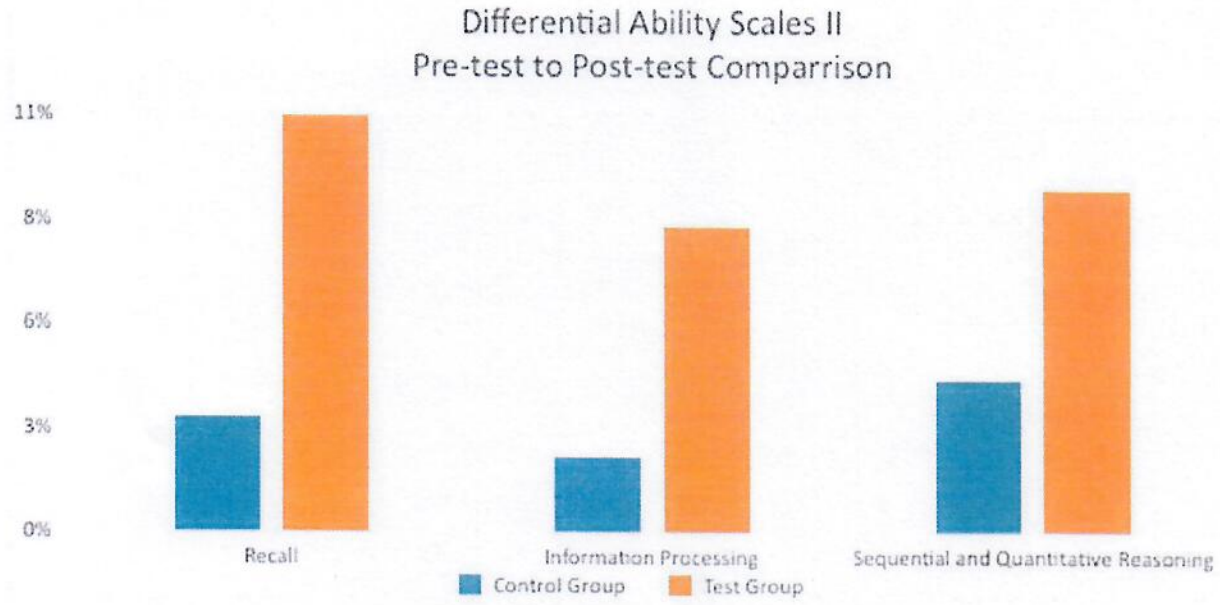

In the spring of 2015, A Brain Education pilot study was conducted at a Charter School in Arizona. The 4th grade class was split into a test group and a control group through random selection. The class was then assessed using the Differential Ability Scales II (DAS II). The test group received 45 minute BE sessions 3 times a week for 6 weeks. The 4th grade class was then re-assessed with the DAS II. Pre-test and post-test results were analyzed and averaged to identify an increase or decrease in three specific measures. While both groups demonstrated an increase, the test group clearly outperformed the control group.

Dave Beal: Brain Power Wellness Executive Director



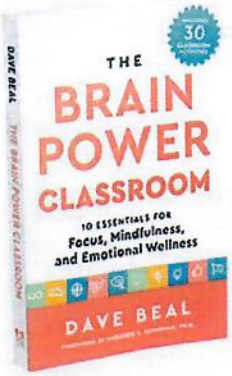

Dave Beal is the Executive Director and Head National Trainer for Brain Power Wellness (BPW) and the author of the book "The Brain Power Classroom".

After several successful years of teaching brain-based strategies as a classroom teacher in Brooklyn and Freeport, NY, Dave has spent the last fourteen years training thousands of administrators, teachers, parents and students. Dave's vision is to help every school in the US become a "Brain Power School" which promotes health, happiness, mindfulness and optimal achievement for each member of the school community. Brain Power Wellness has worked with more than 500 schools, training 25,000 teachers and 500,000 students in SEL, mindfulness and neuroplasticity techniques. The NYC Department of Education (DOE) Chancellor has endorsed BPW for their success in promoting social-emotional wellness and BPW is working with the NYC DOE to bring Brain Power to all two thousand schools in NYC over the next several years.

Dave has led experiential sessions and lectures at the United Nations Headquarters, Nike Corporate Headquarters, the University of Brain Education in South Korea and presented to the Congress of New Mexico. He has personally coached more than one hundred principals and superintendents through his executive leadership retreats and workshops. Dave holds his BA from the University of North Carolina-Chapel Hill and his Masters in Education from PACE University (both with honors). He is currently working on his second book that will focus on utilizing mindfulness, brain training and self-care as the foundation for effective executive leadership.

BURBANK UNIFIED SCHOOL DISTRICT

1900 W. Olive Avenue • Burbank, CA 91506-2460 • (818) 729-4400

AGREEMENT FOR CONSULTANT SERVICES

This Agreement, made and entered into this 17th of June, 2021 by and between the **Burbank Unified School District**, hereinafter referred to as "District", and MB Dance, Inc. hereinafter referred to as "Consultant."

Payee's Name MB Dance, Inc. Daytime Phone Number 818-636-5014

Email Address megan.baade@gmail.com

Mailing Address 3715 W Magnolia Blvd

Sponsoring Administrator Jill Johnson

Board Approval Date June 17th, 2021

Account String 010-90201-0-11100-10000-5810-215-8700

The assignment ☐ **will** or ☒ **will not** require Consultant to work with pupil(s) unsupervised in a program sponsored by the District during the contract period. If it does, the Consultant will be contacted by HR and provided the DOJ & FBI form to complete as required by AB346 and will be responsible for associated costs. **Consultant shall not begin service until HR receives clearance.**

Retired Employee: Please check if you belong to _____ calPERS _____cal STRS Retirement Date _____

WITNESSETH:

WHEREAS, the District is authorized pursuant to Education Code section 35160 and Government Code Section 53060 to contract for the services of consultants;

WHEREAS, the Consultant is especially trained, experienced and competent to provide such services;

WHEREAS, in consideration of the mutual promises of the parties, hereto, the District hereby retains the Consultant upon the terms and conditions hereinafter set forth, and the Consultant hereby accepts said retention and agrees to perform the services hereinafter mentioned, upon said terms and conditions;

NOW THERFORE, the parties mutually agree as follows:

1. The Consultant agrees to perform the following services for the District, at a rate of $ 375.00 per hour☐/ per day ☒/ per session☐ for a total not to exceed $ 13,500.00 **Amount to include speaking fee, mileage and any additional fees.
2. The term of the Agreement shall be the period commencing on September 6th, 2021 and terminating on December 15th, 2021.
3. Payment Terms: Payment upon completion of service
4. Consultant will provide the following services:

   Dance Instruction for TK-5th grades for 12 weeks

5. The Consultant shall provide an invoice/Authorization for Payment of the time spent in providing the services and preparing the products required by this Agreement. Consultant will be paid at the conclusion of this contract unless otherwise stated in the payment terms above.
6. It is expressly understood and agreed to by both parties hereto that the Consultant, while engaged in carrying out and complying with any of the terms and conditions of this contract, is an independent contractor and is not an officer, agent or employee of the aforesaid District.
7. Consultant agrees to defend, indemnify, save, and hold harmless the District, its governing body, the individual members thereof, and all officers, agents and employees of the District from all loss, cost, and expense arising out of any liability or claim of liability for injury, damage, or loss sustained or claimed to have been sustained arising out of, or occurring as a result of Consultant's performance or failure to perform services under this Agreement.
8. This agreement may be terminated at any time based upon the mutual agreement of the parties hereto. This agreement may also be terminated immediately by the District should Consultant breach this agreement or fail to perform the required services in a satisfactory manner.
9. Consultant agrees to pay all Federal, State and Local taxes, and fees that are owed as a result of payments made to Consultant pursuant to this agreement. Consultant agrees to indemnify and hold harmless the District from any and all costs, loss, or liability whatsoever arising from or caused by any challenge to the payments made to Consultant pursuant to this agreement, including but not limited to any liabilities or penalties assessed or levied by any and all local, state, or federal taxing authorities against the District.
10. Consultant agrees to ensure that they do not exceed the applicable earnings limitation under CALPERS or STRS and agrees to be solely responsible for any actions taken by CALPERS or STRS as a result of exceeding the applicable earnings limitation.

Burbank Unified School District of Los Angeles County

IN WITNESS THEREOF, the parties hereto have set their hands on the day and in the month and year first above written.

_____		Megan Baade		6/2/21
BUSD Authorized Signature/Title	Date	Consultant	MB Dance, Inc.	Date

Instructions: Consultant is to sign and return one copy to the sponsoring administrative site. Agreement will be submitted for Board Approval. After Board approval, a Purchase Req will be created. This Purchase Req will need to include the Agreement for Consultant Services, W9, and Board Approved coversheet uploaded on the Purchase Req.

Revised 06/19

Garri Dance Studio - Bio

Garri Dance Studio, located in Burbank, was founded in 1958 by Peg Garri. Peg was a talented, well-rounded dancer who worked as an MGM Stock Dancer alongside popular entertainers such as Shirley Temple and Donald O'Connor. Now in their seventh decade, Garri Dance Studio has provided opportunities for students of all ages to participate in quality performing arts classes. GDS has earned the Burbank's "Best Dance Studio" Award continuously since 2007 according to the Burbank Leader Reader's Choice Poll.

GDS is an enrollment studio, running on an academic calendar with a year end, fully costumed stage performance every June. Dance, music and musical theatre lessons are offered for all ages and levels, toddler through adult, beginners to advanced students. Dance classes include ballet, tap, jazz, hip hop, musical theatre, hip hop, contemporary & mommy and me. Piano, voice and guitar lessons are also offered. Teaching staff is made up of a diverse group of choreographers and dance educators with a wide range of experience from professional dance company members to industry professionals.

In 2002, under the artistic direction of Megan Baade (also voted "Best Dance Teacher" by the Burbank Leader Reader's Choice Poll), curriculum was expanded to incorporate the Visual & Performing Arts Standards for off-site dance programs. For over a decade, Garri Dance Studio has partnered with many Burbank Unified Schools offering customized After School Programs, Artist in Residencies and Professional Development Workshops. Through its BUSD partnerships, Garri Dance Studio has continually sponsored Burbank Unified Students each year, currently almost $7,000 per year, and growing.

Garri Dance Studio is conveniently located in the heart of the beautiful Magnolia Park District in Burbank. Thoughtfully designed and renovated to better suit the needs of its growing student base, the studio offers three dance rooms with sprung wood dance floors, exposed brick, natural light, high beam ceilings, ballet barres and mirrors.

To learn more about Garri Dance Studio or schedule a free trial lesson, please visit the studio website at www.BurbankDance.com For additional information or references, contact Artistic Director, Megan Baade directly. Email Megan.Baade@gmail.com