CITY OF CHARLES TOWN
HISTORIC LANDMARKS COMMISSION
AGENDA • APRIL 8, 2024

Commission/Board Meeting **CITY HALL** **7:00 PM**

101 E Washington Street, Charles Town, WV 25414

1. CALL TO ORDER

2. APPROVAL OF MINUTES

2.1 : DRAFT March 11, 2024 minutes
3.11.24 HLC MINUTES_DRAFT.docx

3. UNFINISHED BUSINESS

4. NEW BUSINESS

4.1 : **Public Hearing**: *COA2024-06*: 406 E. Liberty - Roof replacement
1. Staff Report.pdf
2. Application.pdf
3. Design.pdf
4. Product.pdf

4.2 : **Public Hearing**: *COA2024-07*: 201 N. Lawrence St. - Chimney demolition request
1. Staff report.pdf
2. Application.pdf
3. Narrative.pdf
4. Engineer Report.pdf
5. Design Options.pdf

4.3 : **Public Hearing**: *COA2024-08*: 121 N. Church St. - Exterior remodeling
1. Staff Report.pdf
2. Application.pdf
3. Proposal.pdf
4. Pictures.pdf

5. ADJOURNMENT

6. NOTICE: The Public May View the Meeting Live by Clicking on the Event Link at:

https://www.charlestownwv.us/government/agendas-and-minutes/

Historic Landmarks Commission
101 East Washington Street
Charles Town, WV 25414

Meeting: 04/08/24
Department: Historic Landmarks Commission
Category: Report
Initiator:

SCHEDULED

AGENDA ITEM (ID #)

DRAFT March 11, 2024 minutes

ATTACHMENTS:

- 3.11.24 HLC MINUTES_DRAFT.docx

CITY OF CHARLES TOWN

HISTORIC LANDMARKS COMMISSION
MINUTES • MARCH 11, 2024

Committee Meeting | CITY HALL | 7:00 PM
101 E Washington Street, Charles Town, WV 25414

1. CALL TO ORDER

Present:

Amanda Updike – Acting Chair
Randy Hilton – Present at 7:06
Diane Drake – Present at 7:12

Nick Zaglifa- Absent
Anthony Troxel - Absent

James Newman, Zoning Administrator
Kimberly Crosson, Permit Technician – attended virtually

2. APPROVAL OF MINUTES

2:1 Approval of Minutes – Draft Minutes of February 12, 2024

RESULT:	Approved
MOVER:	Drake
SECONDER:	Hilton
AYES:	Updike, Drake, Hilton

3. UNFINISHED BUSINESS

4. NEW BUSINESS

4:1 COA2024-04 – 503 S. George St – deck replacement

Staff Presentation

Motion to open public hearing

RESULT:	Approved
MOVER:	Hilton
SECONDER:	Drake
AYES:	Updike, Drake, Hilton

No Comments.

Hilton – Asked clarifying question regarding the edging and the finishing piece to ensure it will not look unfinished.

DRAFT

Motion to close public hearing

RESULT:	Approved
MOVER:	Drake
SECONDER:	Hilton
AYES:	Updike, Drake, Hilton

Commission – Did they specify whether there would be band/trim boarding or not?

Staff – No.

Commission – Is it matching the existing decking that is currently there?

Staff – It is my understanding that they are ripping up the entire deck and replacing it with the vinyl boards.

Commission – Expresses preference of wood but acknowledges that the vinyl is not disallowed.

Staff reviewed the design reviews standards with Commission.

Motion to approve COA2024-01 – 503 S. George St – deck replacement subject to the following condition: 1. That a band board/trim board be installed on the three sides of the deck

RESULT:	Approved
MOVER:	Hilton
SECONDER:	Drake
AYES:	Updike, Drake, Hilton

4:2 COA2024-05 – 115 W Washington St – wall sign

Request withdrawn by applicant

4:3 Commission Review – Potential amendments to Design Standards

Discussion Key Points –

- Be more exact in what we allow and what is disallowed
- Use more exact terminology as in “we require” instead of “we prefer”
- Screened in porches are disallowed though historically they are accurate for certain time period and should be reconsidered
- Allowing storm windows can help maintain and protect original windows
- Highlight and provide easier access to grants and other funding opportunities
- In-kind replacements to be further defined
- Look into the development of a flow chart to aide in overview of the process
- How to deal with demolition by neglect
- Review design standards of new construction

DRAFT

5. ADJOURNMENT

Motion to adjourn.

RESULT:	Approved
MOVER:	Drake
SECONDER:	Hilton
AYES:	Updike, Drake, Hilton

Adjourned at 7:45.

DRAFT

Historic Landmarks Commission
101 East Washington Street
Charles Town, WV 25414

Meeting: 04/08/24
Department: Historic Landmarks Commission
Category: Report
Initiator:

SCHEDULED

AGENDA ITEM (ID #)

Public Hearing: *COA2024-06*: 406 E. Liberty - Roof replacement

ATTACHMENTS:

- 1. Staff Report.pdf
- 2. Application.pdf
- 3. Design.pdf
- 4. Product.pdf

Public Hearing – Certificate of Appropriateness
COA-2024-06

Date: For the April 8, 2024 Historic Landmarks Commission meeting
Applicant: Modern Renovations LLC
Property Owner: Melody Massimo
Report by: James Newman, City Planner, Zoning/Subdivision Administrator
Proposal: Certificate of Appropriateness for a roof replacement
Property Location: 406 E. Liberty St.
Current Zoning: Old Town Residential (OTR) and Historic Overlay District (HOD)

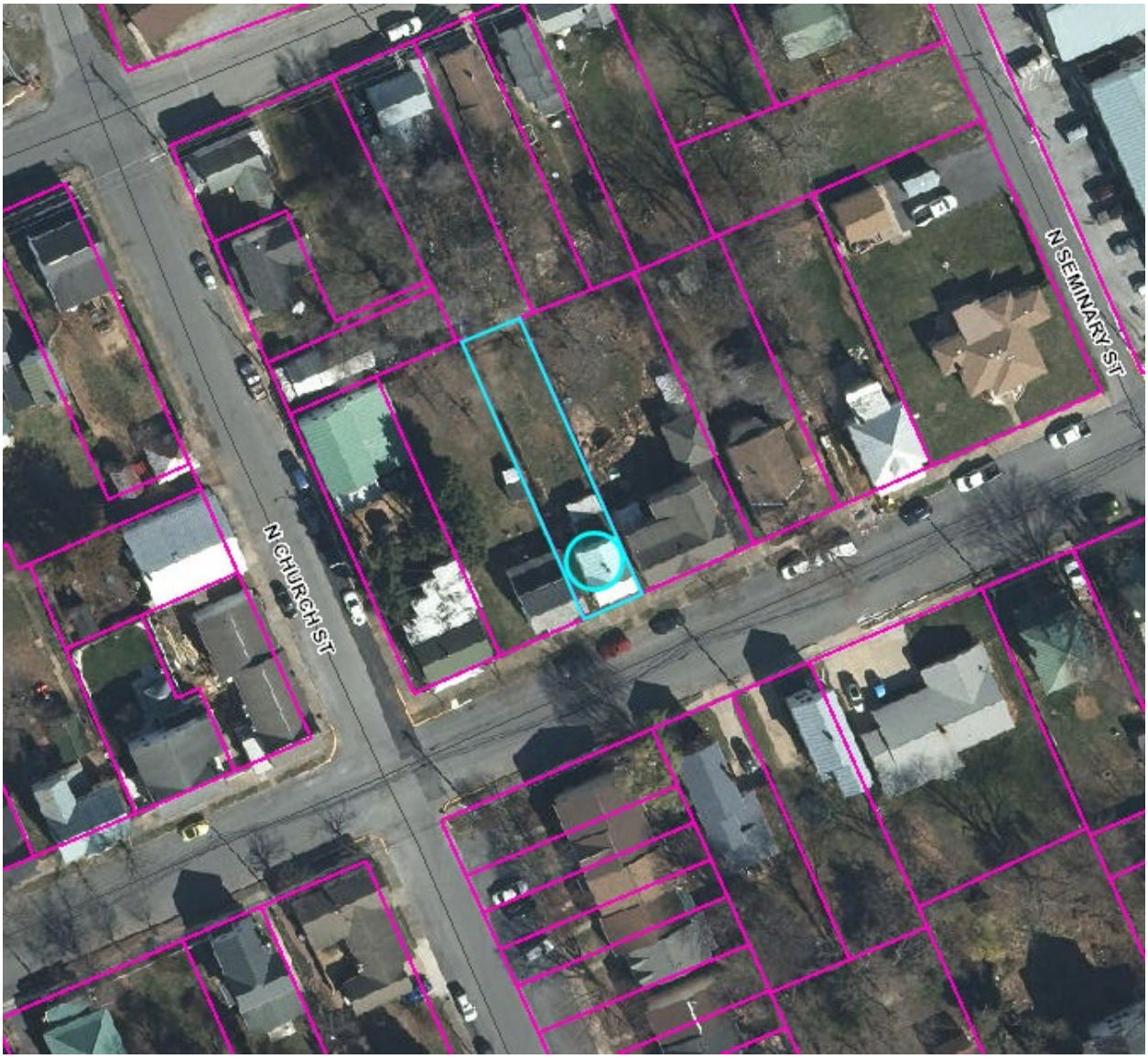

HISTORIC SURVEY BUILDING INFORMATION: Downtown Historic District.
Late 19th century, 1890-1900. Two story, two bay frame house. **Contributing.**

PROPOSAL

A request for a Certificate of Appropriateness to replace a metal roof with shingles.

STRUCTURE VIEW

Picture from Google Earth, July 2021



AREAS

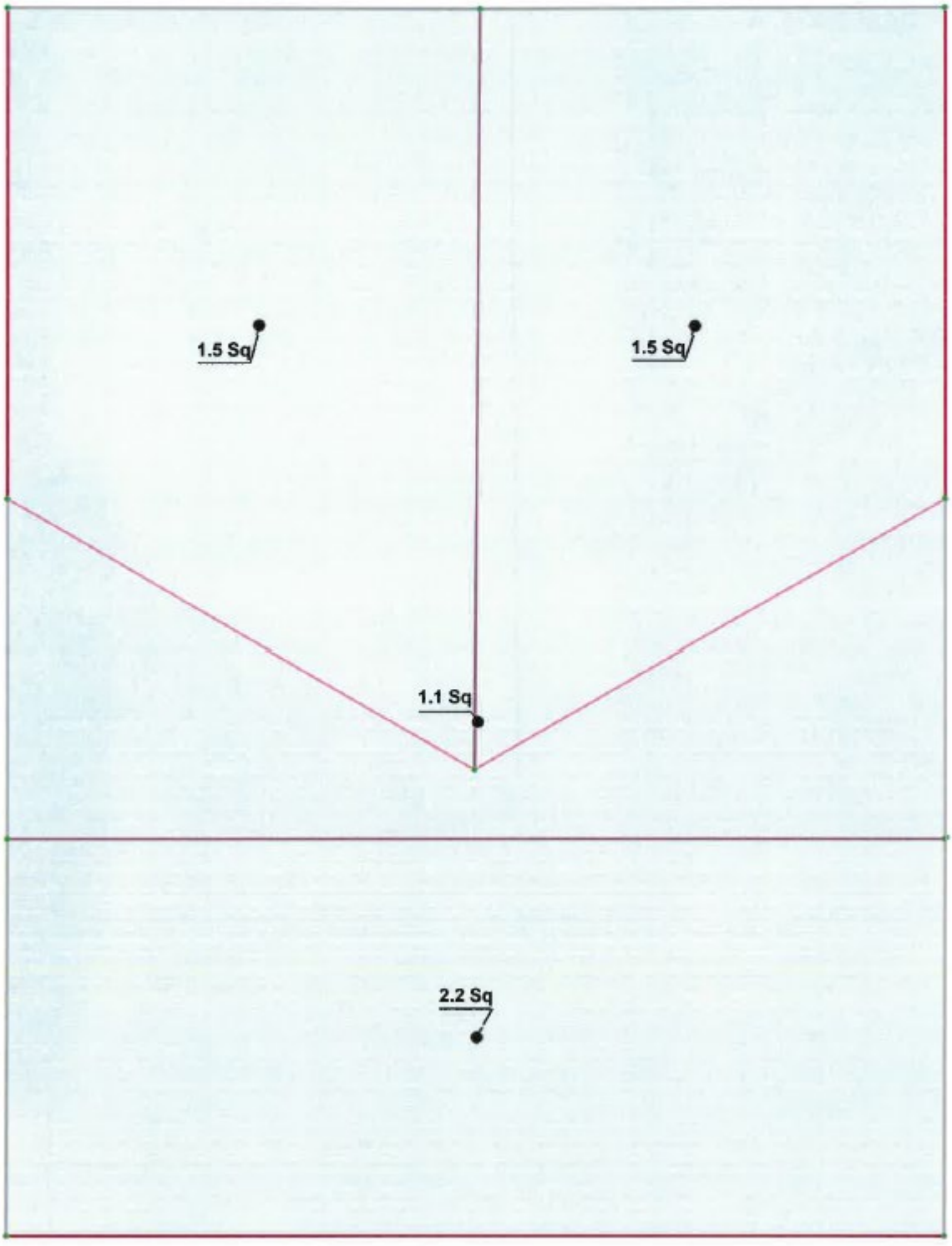

EDGE LABELS

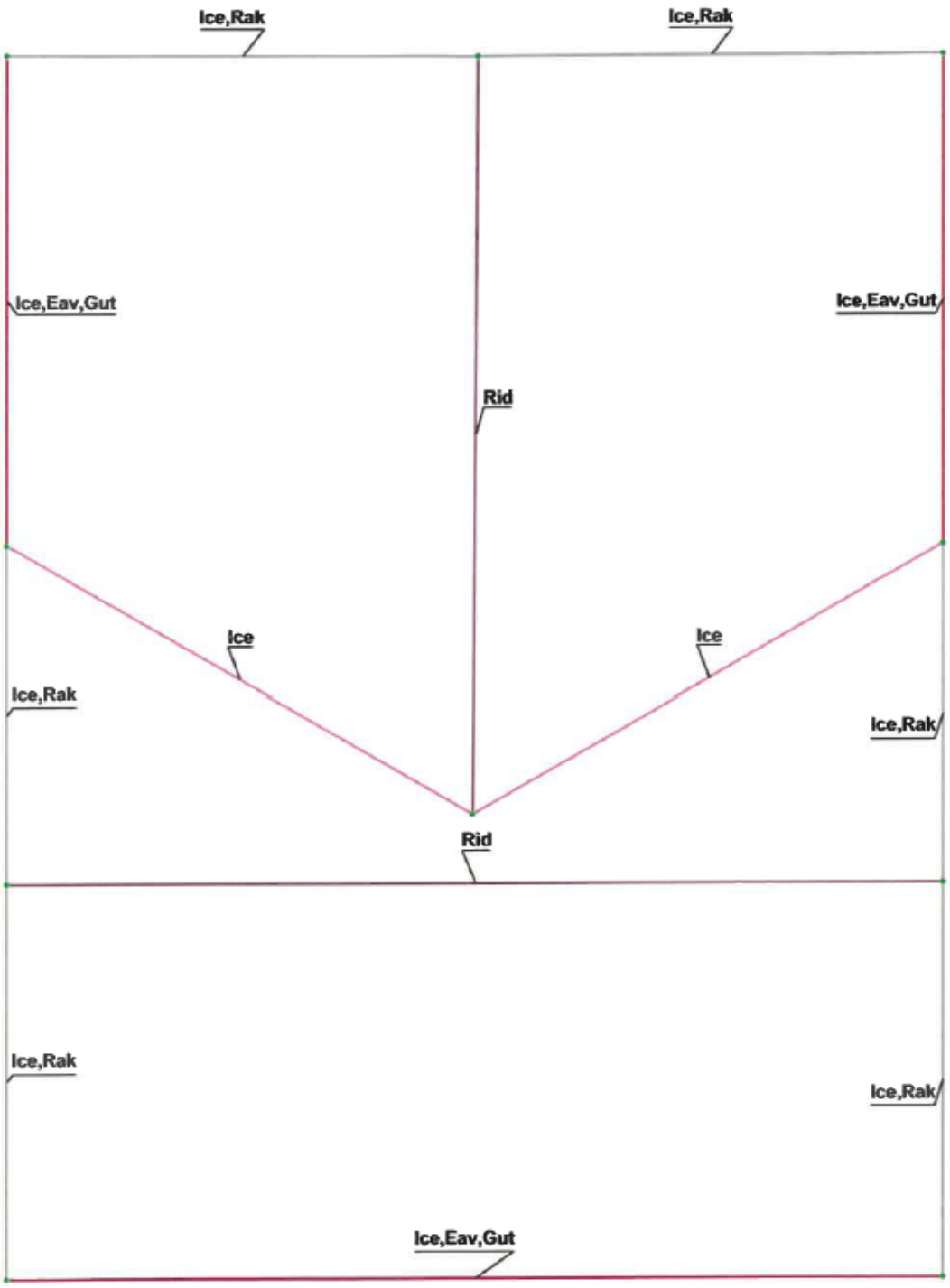
Ice,Rak
Ice,Rak
Ice,Eav,Gut
Ice,Eav,Gut
Rid
Ice
Ice
Ice,Rak
Ice,Rak
Rid
Ice,Rak
Ice,Rak
Ice,Eav,Gut

MATERIALS
Replacement of standing seam metal roof with asphalt shingles.

ORDINANCE REQUIREMENTS
None.

HISTORIC DISTRICT REQUIREMENTS
Changes in roofing material do not require a COA, but any change in the roof shape/profile will require a COA. Additions of skylights and new dormers which are visible from the primary street and the side facades for corner lots require a COA. Changes in roofing materials and colors do not require a COA.

Roofs are an important characteristic in defining the overall historic character of a building. Roof shape, decorative features and materials all determine the character. They are highly visible from the public ways and are instrumental in determining the historic period and shape of a building.

It is recommended that property owners make every attempt to maintain existing period roofs or return to authentic roofing materials. In particular, due to the iconic nature, mansard roofs, standing seam metal roofs and slate roofs should be maintained in authentic roofing material. If it is necessary for a property owner to replace an existing slate or standing seam metal roof with materials other than slate or standing seam metal, simulated materials should be used that match in color and character to the original material.

RECOMMENDATION
Because the applicant is merely changing the roofing material as opposed to pitch and shape, recommendation, per the Design Standards, is for **Approval**.

COA Application No._____

RECEIVED
FOR DEPOSIT ONLY
THE CITY OF CHARLES TOWN
FEB 26 2024
BY: VR

CERTIFICATE OF APPROPRIATENESS APPLICATION

ZONING ORDINANCE SECTION 1322.13, HISTORIC OVERLAY DISTRICT
AND
ARTICLE 141 OF THE CHARLES TOWN CODIFIED ORDINANCE
AND
DESIGN REVIEW STANDARDS

All proposed activity must be approved by the Historic Landmarks Commission (HLC) via issuance of a Certificate of Appropriateness (COA).

Many of the activities for which a COA is required also requires building permit, which is a separate process from obtaining a COA.

If applying for the Façade Improvement Program, the "Addendum – Façade Improvement Program" will be required in addition to this application.

1. DATE February 20, 20 24

2. APPLICANT'S NAME* Modern Renovations LLC

Address: 808 N Queen St, Martinsburg, WV 25404

Telephone Number: (304) 596-1339 Fax Number (___)

Email Address: modernrenovations81@gmail.com

Relationship to Owner: ___Lessee _X_Contractor ___Architect ___Consultant ____Other: (explain)_____

3. PROPERTY OWNER'S NAME Melody Massimino

Address: 406 E Liberty St, Charles Town, WV, 25414

Telephone Number: (304) 240-1068 Fax Number (___)

Email Address: melodyanna90@gmail.com

*Applicants include: Property owner(s), Engineer(s), Surveyor(s), or Consultant(s)

4. LEGAL DESCRIPTION OF THE SUBJECT PROPERTY (List all parcels that apply)

Property Address: **1 LT E LIBERTY ST**

Tax Map # and Parcel(s): **Tax Map: 2 Parcels: 224**

Deed Book and Page #: **Deed Book: 1208 Page: 460**

Zoning District: **3 - Charles Town Corp**

5. DESCRIPTION OF FORMER USE(S) OF THE PROPERTY

Residential

6. DESCRIBE THE CURRENT OR PROPOSED USE OF THE SUBJECT PROPERTY

Residential

7. TYPE OF WORK:

A. __X__ Exterior alteration or repairs.

B. _____ New Construction: 1)____Primary Structure; 2)____Garage;
3)____New Addition; 4)____Other;

C. _____Demolition: 1)____Whole Structure; 2)____Part of Structure;

D. _____Relocation of Structure

8. EXTERIOR ALTERATION OR REPAIR

A. Check all that apply for which approval of the proposed activity is requested:

____Architectural feature (decorative ornamentation)	____Metal trim	____Iron fences
____Material changes (wood, brick, metal, etc.)	____Windows - replacement, removal, elimination or new opening	____New construction
__x__Roof – Change in shape/profile	____Shutters	____Additions or alterations
____Skylights or dormers	____Door and transoms	____Signs
____Masonry - cleaning, tuckpointing, removal of masonry or other changes to the masonry	____Cut stone steps	____Solar panels
____Removal of historic markings and paintings	____Security Features	____Mothballing
____Wood cornices and concealed box gutters	____Porch or deck	____Demolition
____Wood trim	____Awnings and canopies	

B. List and describe in detail all work to be done for each item checked. Include the following materials when appropriate:

1) Sketches, photographs, specifications, manufacturer's illustrations or other description of proposed changes to the building's exterior. Detailed drawings are required for major changes in architectural features.
2) If material changes are proposed, please provide a description of them. The architect's specifications or brochures may suffice; however, the Commission may request samples of new materials.

C. SIGNS:

1) See page 6 of this application for more information.
2) Signage activities are regulated under Article 1324 (Signs) and Section 1322.13 (Historic Overlay District) of the City of Charles Town's Zoning Ordinance and by extension the Design Review Standards. **All permitted sign sizes, location of placement and additional sign standards are regulated by Article 1324 and shall meet those standards.** The HLC role is to review the sign for appropriateness within the Historic Overlay District.

D. NEW CONSTRUCTION: Describe the nature of the proposed project. Include the following materials when appropriate:

1) Site plan with measured distances.
2) Elevation drawings of each façade and specifications which clearly show the exterior appearance of the project.
3) Samples or other description of materials to be used.
4) Drawings or other description of site improvements such as fences, sidewalks, lighting, pavement, decks, etc.

E. DEMOLITION OF STRUCTURE

1) Describe the structure's condition and reason for demolition.
2) Additional criteria is found in the Design Review Standards, including the need to prove economic hardship.
3) Describe the proposed reuse of the site, including drawings of any proposed new structure or landscaping.

F. RELOCATION OF STRUCTURE

1) Explain what will be moved, why, and proposed changes.
2) If a building will be moved into a district from outside, include photographs.
3) Include a site plan of the proposed location in the district and describe any site features which will be altered or may be disturbed, including foundations, walls, vegetation, etc.

G. MOTHBALLING OF STRUCTURE

1) Describe how the structure will be secured from unwanted entry.
2) Describe measures to be taken to keep the weather and pest out.
3) If the property owner will not be in the state of West Virginia, designate a local contact.
4) If any door(s) or window(s) are to be boarded up, they must be painted to look like a door or window or decals that look like door and window must be adhered to the boards on the window or door.
5) Additional criteria is found in the Design Review Standards, including the need to prove economic hardship.
6) Describe how the property will be maintained so as to not become a code violation, such yard maintenance.

DESCRIPTION OF THE PROPOSED ACTIVITY:

Roof Replacement (Metal to Shingle) 7 squares

APPLICANT CERTIFICATION

I certify that, to the best of my knowledge, the submitted information and statements are true and correct. I also certify that I have read the relevant provisions of the Charles Town Design Review Standards pertaining to this application, Section 1322.13, of the Zoning Ordinance and for a sign request, Article 1324 of the Zoning Ordinance.

Signature of Applicant

Shawn Wolford _____ Date 2/20/2024

Signature of Property Owner(s) (If different than Applicant)

_____ Date _____

Please submit an original completed petition to the following:

Zoning Administrator
City of Charles Town
101 E. Washington Street
Charles Town, WV 25414

Signs – Additional Information

ESTIMATED COST OF SIGN(S) (Excluding Labor & Installation):

_____

SIGN CONTRACTOR:

_____

Contractor License #: WV & City of Charles Town:

_____

TYPE OF SIGN

Type of Sign	Check One	Type of Sign	Check One
Free Standing		Suspended	
Building Mounted		Awning	
Window Lettering		Other (List)	

Where on the property or building will the sign(s) be located?

_____

SIGN MATERIAL:

_____

SIGN DIMENSIONS:

Height	Width	Depth

WILL SIGN(S) BE LIGHTED? If yes, list the type of lighting to be used:

_____

PLEASE PROVIDE PROOF OF INSURANCE (In case of sign damage) Insurance Company:

_____

PROVIDE AN ILLUSTRATION OR PHOTOGRAPH OF THE PROPOSED SIGN(S)

FOR CITY USE ONLY

Application Number:_____ Date Application Received:_____

Zoning District: _____

Fee: $_____ Paid: $_____ Check No._____

Receipt No._____

Zoning Administrator Approval:_____ Date:_____

Historic Landmarks Commission Approval:_____Date:_____

Comments:_____

_____

_____

_____

_____

_____

PROPERTY CARD - JEFFERSON COUNTY WV 2023

GEOGRAPHIC LOCATION: DISTRICT 3 TOWN NAME CHARLES TOWN CORP MAP 2 PARCEL 224

OWNER: MASSIMINO MELODY
406 E LIBERTY ST
CHARLES TOWN, WV 25414

PROPERTY: 406 E LIBERTY ST STREET VALIDITY 1
DESCRIPTION: 1 LT E LIBERTY ST

TOTAL VALUE	$139,600	DEED BOOK/PAGE	1208/460
LAND VALUE	$60,500	ACCOUNT	
BUILDING VALUE	$79,100	LAND SQ.FT.	28X134
ASSESSED VALUE	$139,667	ACREAGE	0.08613
MAP FILE	03-002--	LAND USE	101
SALE PRICE		NEIGHBORHOOD	104
SALE DATE	6/8/18	TAX CLASS	
RECENT		VACANT	
SALE CODE		ABSENT	

YEAR BUILT	1900	AIR	
BUILDING AREA	1040	FIREPLACE	
STORIES	2	BUILDING STYLE	CONV
BASEMENT	CRAWL	CONDITION	AVERGE
ROOMS	5	SPECIAL ID	0000
BEDROOMS	2	SELLER	WALCH JAMES V ET AL
BATHS	1	SALE PRICE 1	43000
EXTERIOR WALLS	AL-VNL	SALES DATE 1	2012-01-09
HEAT TYPE	ELEC	SALES PRICE 2	
FUEL TYPE	ELEC	SALE DATE 2	0000-00-00

SKETCH: A0CU25R18D25L18A1U25R4CU10R14D10L14A2R12CR5X3A3U35R4CU10X14

	TRI H SAND ICE WTR PRT S/A 2SQ AP600916 2SQ ROLL 600RL/TL TRI-BUILT 30RL/PALLET ItemNumber:556270	RL	2
	OCF PRO ARMOR 42"X286' ROLL PROA UNDERLAY 9.29SQ COVERAGE 67RLS/PLT 27PLT/TL 1809RL/TL FORM. 49RL/PLT 35PL/TL 1715RL/T ItemNumber:464717	RL	1
	OCF STARTER STRIP PLUS 7-3/4 537097 7-3/4" X 39-3/8" 105LFT NOMINAL 15-1/2" X 39-3/8" 16SHINLGES/BDL = 32PCS/BDL 36/PALLET 24PALLET/TL 864PC/TL ItemNumber:378490	BDL	2
	OCF VS4N VENTSURE 4' WITH NAILS VS4N 4' RIDGE VENT WITH NAILS & BAFFLE 10PCS/CTN 120PCS/PALLET ItemNumber:371411	PC	9
	TRI ODE DRIP EDGE 2" WHITE 10' ALUMINUM PREMIUM PLUS 30DEG ItemNumber:641239	PC	11

ORDER SUMMARY*
Order SubTotal*
Other Charges*
Tax*
Order Total*

Order Details

Order Placed Date 02/06/2024
Pro+ Order: No
Order#: PC94989
Cust PO: #3802 M. MASSIMINO
Job Name: SHOP
Order Status Processing
Processed By: WINCHESTER BRANCH(514)

Your Original Order:
Below are details about the item(s) in your order.

Store Address:

406 E LIBERTY STREET
CHARLES TOWN,WV,25414

Delivery Tracking: Requested

PRODUCT	DETAILS	UNIT PRICE	SHIPPED QTY	SUBTOTAL
	OCF KE DUR TRUDEF AR STORM CLOU KEARNY TRUDEFINITION 3BDL/SQ DESIGNER COLOR ItemNumber:406994	BDL	21	
	OCF MD H&R PROEDGE AR STM CLOUD STOCKED BV, KE, MD, MN, & ST STORM CLOUD GRAY 33LF/BDL ItemNumber:413823	BDL	2	
	TRI COIL ROOFING NAIL 1-1/4" TRI-BUILT CRN 7200 1-1/4" X 0.0120 60 COILS/BOX 120 NAILS/COIL ItemNumber:599130	CTN	1	
STEEL & WIRE	STE BULLS EYE 5/16 STAPLE 5M/BX #99115 ItemNumber:451237	BX	2	

9



Project: Melody Massimino 3802
Date: 1/4/2024, 10:11am
Creator: Nathaniel Adkisson

5



Project: Melody Massimino 3802
Date: 1/4/2024, 10:10am
Creator: Nathaniel Adkisson

6



Project: Melody Massimino 3802
Date: 1/4/2024, 10:10am
Creator: Nathaniel Adkisson

7



Project: Melody Massimino 3802
Date: 1/4/2024, 10:10am
Creator: Nathaniel Adkisson

8



Project: Melody Massimino 3802
Date: 1/4/2024, 10:11am
Creator: Nathaniel Adkisson

1



Project: Melody Massimino 3802
Date: 1/4/2024, 10:09am
Creator: Nathaniel Adkisson

2



Project: Melody Massimino 3802
Date: 1/4/2024, 10:09am
Creator: Nathaniel Adkisson

3



Project: Melody Massimino 3802
Date: 1/4/2024, 10:09am
Creator: Nathaniel Adkisson

4



Project: Melody Massimino 3802
Date: 1/4/2024, 10:09am
Creator: Nathaniel Adkisson

Shawn Wolford

Modern Renovations LLC

2/20/2024 | 9 Photos

Melody Massimino* 406 Liberty St, Charles Town, WV 25414



AREAS

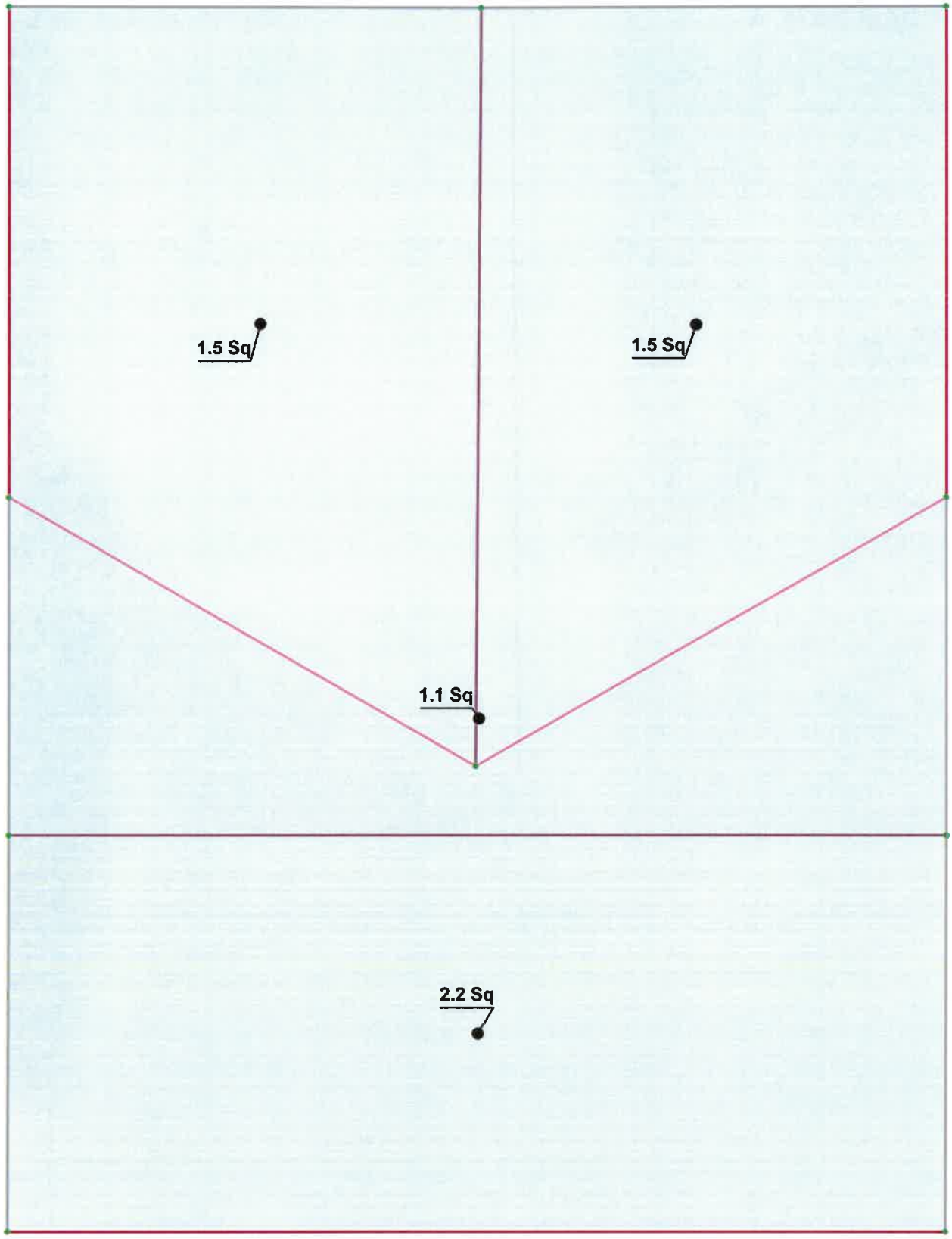

EDGE LABELS

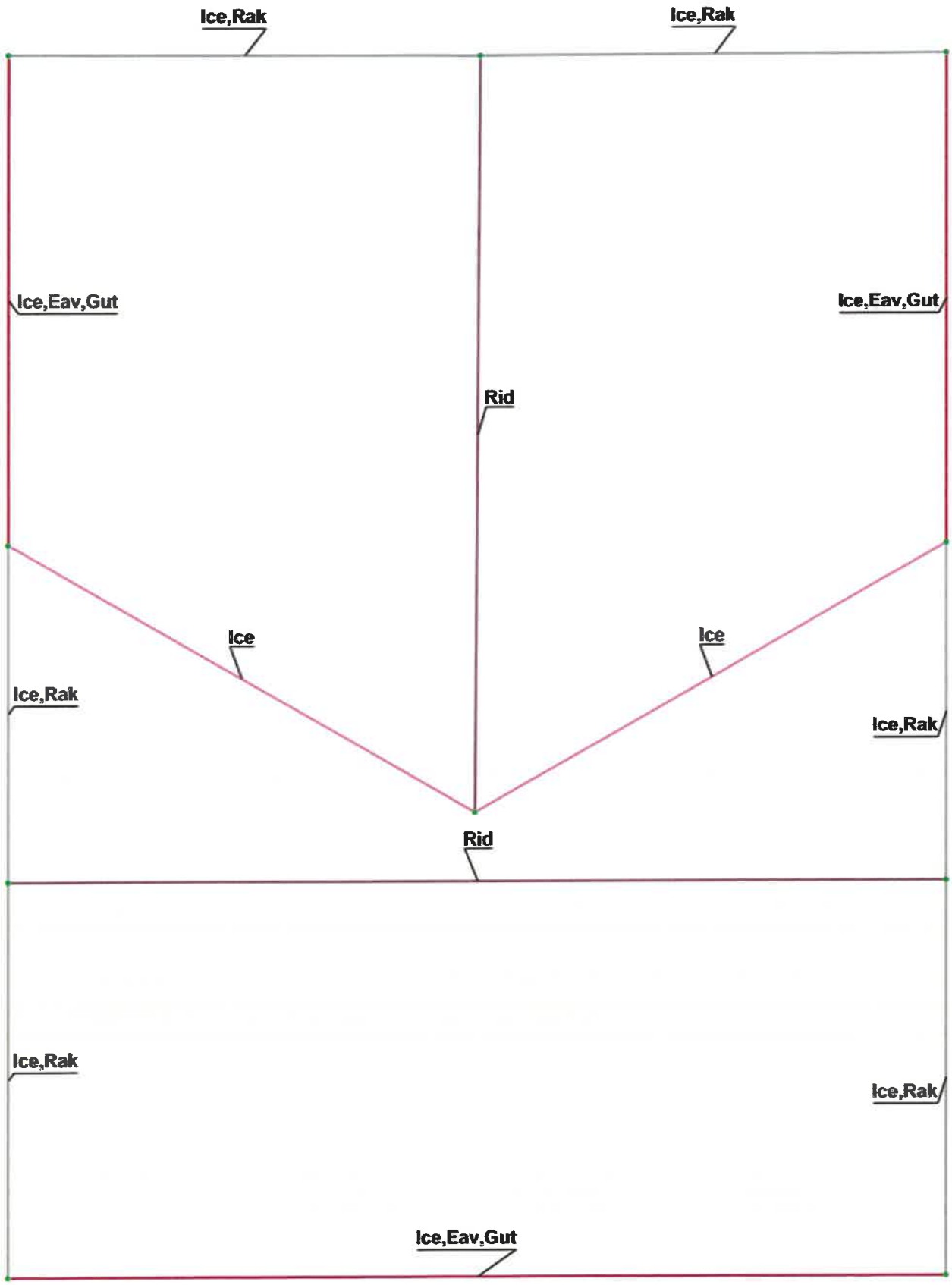
Ice,Rak
Ice,Rak
Ice,Eav,Gut
Ice,Eav,Gut
Rid
Ice
Ice
Ice,Rak
Ice,Rak
Rid
Ice,Rak
Ice,Rak
Ice,Eav,Gut

PITCH MEASUREMENTS

10/12 Pitch:	3.37 Sq.
6/12 Pitch:	2.98 Sq.

CATEGORY MEASUREMENTS

Ice & Water Shield:	129 Ft.
Ridge Vent:	36 Ft.
Rake Edge:	63 Ft.
Eave Edge:	41 Ft.
Step Flashing:	0 Ft.
Apron Flashing:	0 Ft.
Gutters::	41 Ft.
Gutter Toppers:	0 Ft.
Down Spouts:	0 Ft.

MEASUREMENTS

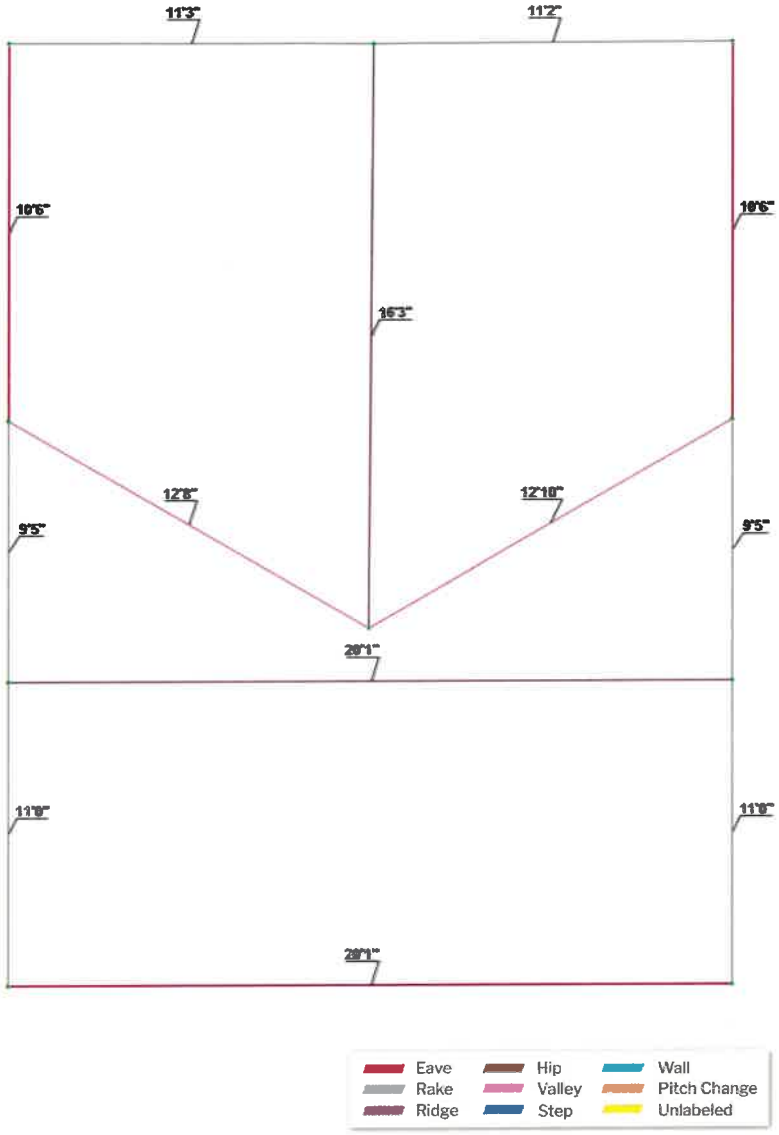

SQUARES

Actual Squares:	6.35 Sqs.
Total Squares (Inc. Waste at 15%) :	7.35 Sqs.

LINE MEASUREMENTS

Eaves:	41 Ft.
Rakes:	63 Ft.
Ridges:	36 Ft.
Hips:	0 Ft.
Valleys:	25 Ft.
Step:	0 Ft.
Wall:	0 Ft.
Pitch Change:	0 Ft.

PITCH

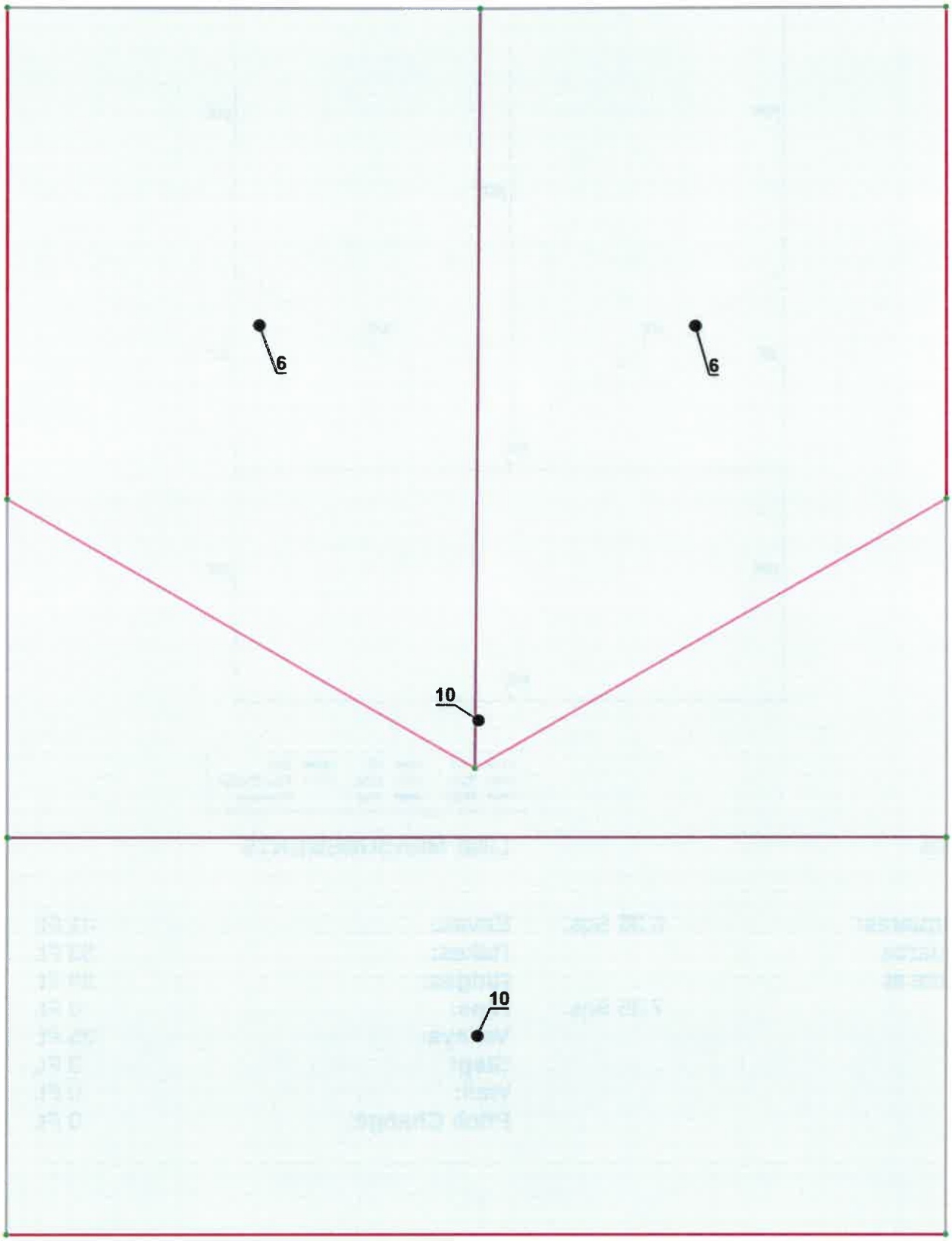

SKETCH REPORT

Project Name: melody massimino
Customer Name:
Customer Address: 406 liberty street charles town, wv
Customer Phone #:

Date: 02/02/2024

808 N.Queen Street
Phone # -
Contact - Shawn Wolford
Email - modernrenovations81@gmail.com

OVERVIEW



MAP 2
PARCEL 224

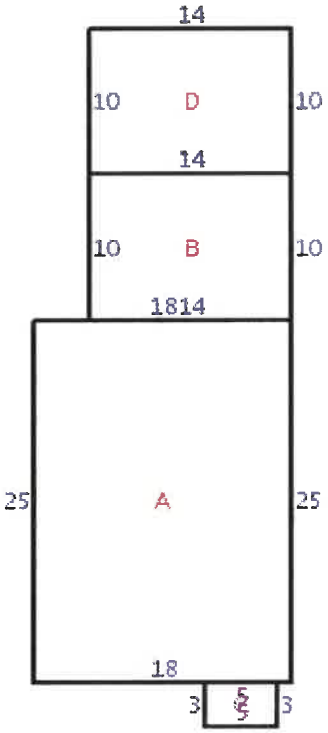

406 E LIBERTY ST

TruDefinition®

DURATION® DESIGNER COLORS COLLECTION

Shingles with Patented SureNail® Technology

Tejas con tecnología patentada SureNail®



STREAKGUARD ALGAE PROTECTION



MORE THAN JUST A ROOF®
IT'S PROTECTION FOR YOUR HOME.

Your home is the center of your world—where your memories are made. And we see it as our job to make the world a better place. So, Owens Corning is relentless about reimagining and creating materials that help protect your biggest investment, your home.

When you choose Owens Corning roofing products, you get products and systems that deliver a material difference—a difference that can be seen in the curb appeal of your roof and experienced through premium performance, protecting your home and family.

Our commitment to quality offers you peace of mind that your new roof will stand the test of time. At Owens Corning, we know that your roof does more than just cover your house, it helps protect your future memories.

PROUD TO BE CALLED THE BEST

For a decade, the Women's Choice Award has identified the best brands and companies, empowering women (and men!) to choose objectively evaluated products and services for themselves and their families. Owens Corning Roofing is proud to be named the Women's Choice Award as America's Most Recommended Roofing.

WINNER
AMERICA'S MOST RECOMMENDED
WOMEN'S CHOICE AWARD
2018-2024







ES MUCHO MÁS QUE UN TECHO™
ES PROTECCIÓN PARA SU HOGAR.

Su hogar es el centro de su mundo, el sitio donde nacen sus recuerdos. Nuestra tarea es hacer del mundo un lugar mejor. En Owens Corning no nos damos tregua cuando se trata de redefinir y crear materiales que ayuden a proteger su inversión más importante: su hogar.

Al escoger productos para techos de Owens Corning usted recibe productos y sistemas que le ofrecen una diferencia sustancial, una diferencia que se ve en el aspecto espectacular del techo y que se siente mediante un desempeño superior
que protege a su hogar y a su familia.

Nuestro compromiso para con la calidad le da la tranquilidad de que su nuevo techo resistirá las pruebas del tiempo. En Owens Corning sabemos que su techo no solo cubre su casa, sino que también ayuda a resguardar sus recuerdos para el futuro.

ORGULLOSOS DE QUE NOS LLAMEN LOS MEJORES

Durante una década, el Women's Choice Award ha identificado a las mejores marcas y compañías para que las mujeres (¡y los hombres!) puedan escoger para sí mismas y para sus familias productos y servicios que fueron evaluados concienzudamente. Owens Corning Roofing se enorgullece de haber recibido el Women's Choice Award como el Techo Más Recomendad de Estados Unidos.

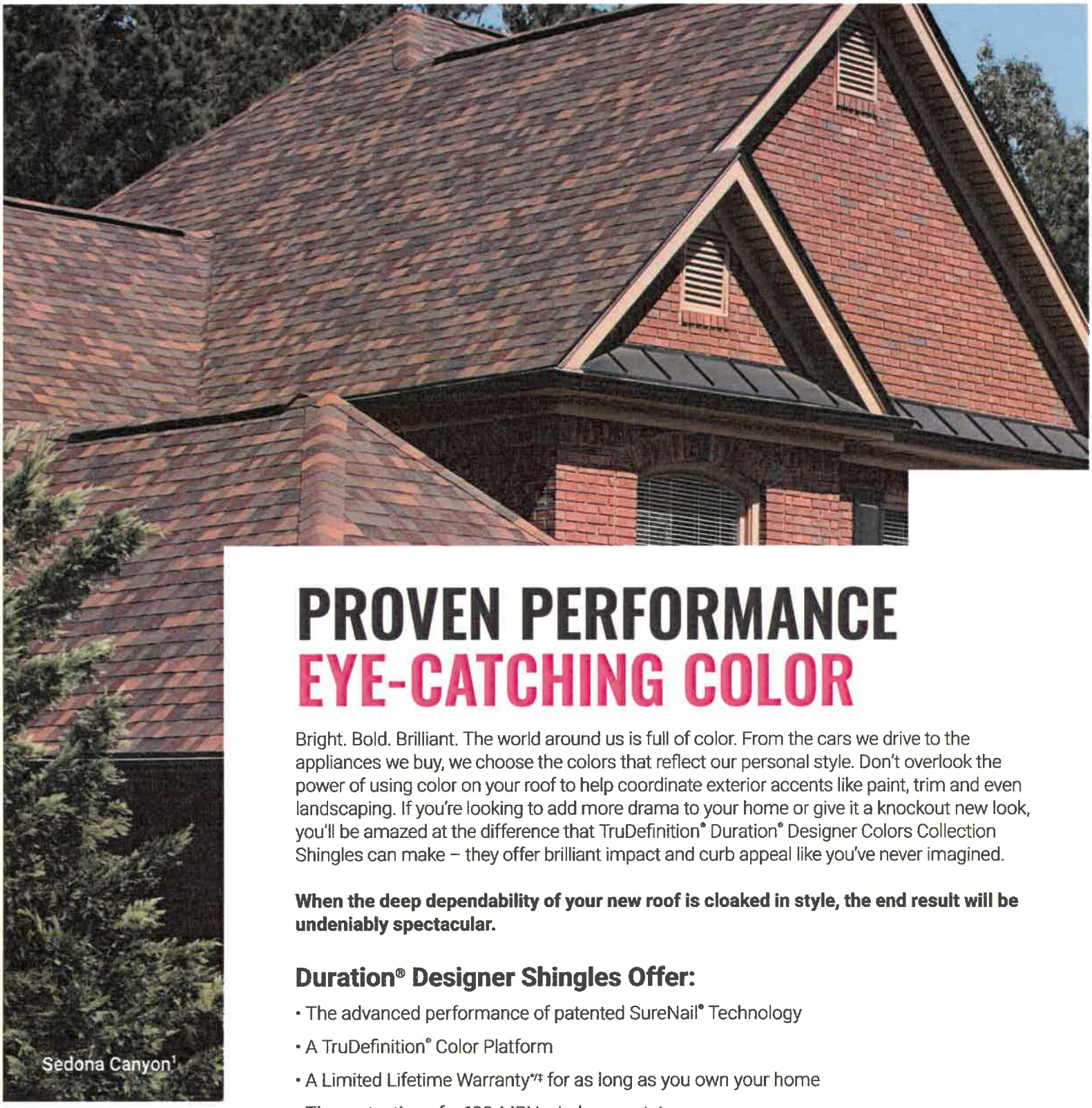

Sedona Canyon[1]

PROVEN PERFORMANCE
EYE-CATCHING COLOR

Bright. Bold. Brilliant. The world around us is full of color. From the cars we drive to the appliances we buy, we choose the colors that reflect our personal style. Don't overlook the power of using color on your roof to help coordinate exterior accents like paint, trim and even landscaping. If you're looking to add more drama to your home or give it a knockout new look, you'll be amazed at the difference that TruDefinition® Duration® Designer Colors Collection Shingles can make – they offer brilliant impact and curb appeal like you've never imagined.

When the deep dependability of your new roof is cloaked in style, the end result will be undeniably spectacular.

Duration® Designer Shingles Offer:

- The advanced performance of patented SureNail® Technology
- A TruDefinition® Color Platform
- A Limited Lifetime Warranty*/‡ for as long as you own your home
- The protection of a 130-MPH wind warranty*
- StreakGuard® Protection with a 25-year Algae Resistance Limited Warranty[3/§]
- Rated Class 3 for Impact Resistance[6] and may qualify for a homeowner insurance discount[7]

STREAKGUARD® ALGAE PROTECTION

Don't let black streaks lower the value or curb appeal of your home.
Owens Corning blends specialized copper-lined granules, developed by 3M, a leading producer of roofing granules, into our colorful shingles. This helps resist blue-green algae growth.



COLOR LLAMATIVO DE RENDIMIENTO PROBADO

Resplandeciente. Atrevido. Brillante. El mundo que nos rodea está lleno de color. Desde los autos que conducimos hasta los electrodomésticos que compramos, elegimos los colores que reflejan nuestro estilo personal. No pase por alto el poder de usar el color en su techo para ayudar a coordinar detalles exteriores como pintura, molduras e incluso paisajismo. Si busca añadir más drama a su hogar o darle un aspecto nuevo, se sorprenderá de la diferencia que pueden marcar las tejas de la colección Colors de TruDefinition® Duration® Designer, que ofrecen un impacto brillante y un atractivo exterior como nunca había imaginado.

Cuando la profunda fiabilidad de su nuevo techo está encubierta con estilo, el resultado final será indudablemente espectacular.

Oferta de tejas Duration® Designer:

- El rendimiento avanzado de la tecnología patentada SureNail®
- Una plataforma de color TruDefinition®
- Limitada de por vida*/‡durante el tiempo que sea propietario de su vivienda
- La protección de una garantía contra el viento 130-MPH *
- Protección StreakGuard® con una garantía limitada de resistencia a las algas de 25 años[3/§]
- Clasificación nominal 3 para resistencia a los impactos[6] y puede ser aplicable a descuento por seguro del propietario[7]

TruDefinition®

DURATION® DESIGNER COLORS COLLECTION

Shingles with Patented SureNail® Technology | Tejas con tecnología patentada SureNail®



Aged Copper[1]



Black Sable[1/4]



Bourbon[1/5]



Merlot[1]



Pacific Wave[1]



Sand Dune[1]



Sedona Canyon[1]



Storm Cloud[1]



Summer Harvest[1]

COLOR DISCLAIMER

As color experts, we know getting the shingle color right is a big part of any roofing purchase. Due to printing color variations, in addition to viewing shingle literature, we suggest you request an actual shingle sample to see how it will appear on your home and with your home's exterior elements in various natural lighting conditions. Lastly, we recommend you verify your color choice by seeing it installed on an actual home; your roofing contractor or supplier can provide a sample and may be able to direct you to a local installation.



THE FINISHING TOUCH

OWENS CORNING® HIP & RIDGE SHINGLES

Owens Corning® Hip & Ridge Shingles are uniquely color matched to Duration® Designer Colors Collection Shingles. The multiple color blends are only available from Owens Corning roofing and offer a finished look for the roof.

Traditional
Tradicional



Blended
Mezclado



EL TOQUE FINAL

TEJAS OWENS CORNING® PARA LIMATESA Y CUMBRERA

Las tejas para limatesa y cumbrera Owens Corning® tienen un color único que combina con las tejas de la colección Duration® Designer Colors. Las mezclas de varios colores solo están disponibles en Owens Corning roofing y ofrecen un aspecto acabado para el techo.

EXENCIÓN DE RESPONSABILIDAD DE COLOR

Como expertos en color, sabemos que lograr el color de teja correcto es una gran parte de cualquier compra de techos. Debido a las variaciones de color de impresión, además de ver la documentación sobre las tejas, le sugerimos que solicite una muestra de una teja real para ver cómo quedaría en su vivienda y con los elementos exteriores de su vivienda en diversas condiciones de luz natural. Por último, le recomendamos que verifique su elección de color al verla instalada en una vivienda real; su contratista o proveedor de techos puede proporcionarle una muestra y puede dirigirlo a una instalación local.

STORM CLOUD

Deep charcoal and light gray meet hints of green and mahogany to bring drama to your roof. Duration® Designer Shingles in Storm Cloud provide a bold, multi-faceted look and offer a cool contrast to a warm exterior. Forecast for your home? 100% chance of being envied.

Carbón intenso y gris claro se combinan con toques de verde y caoba para aportar dramatismo a su techo. Las tejas Duration® Designer en Storm Cloud proporcionan un aspecto atrevido y polifacético y ofrecen un contraste fresco con un exterior cálido. ¿Pronóstico para su hogar? Probabilidad del 100 % de ser envidiado.





Use our style boards as a starting point to create your perfect look.

Utilice nuestros tableros de estilo como punto de partida para crear su look perfecto.





STORM CLOUD | SERIOUS STYLE
STORM CLOUD | ESTILO SERIO

Before ▲
Antes ▲

After ▶
Después ▶



DESIGNING WITH STORM CLOUD

You will take notice of the color Storm Cloud. It's a serious color that makes a statement and helps ground other accent colors, like the Aloe green door shown here, allowing them to shine.



Explore our inspirational style boards at **roofingfashioncolors.com**.

Explore nuestros inspiradores tableros de estilo en **roofingfashioncolors.com.**



ULTIMATE PROTECTION

DURATION® SERIES SHINGLES

with SureNail® Technology
with Triple Layer Protection®

THE PROOF IS IN THE PERFORMANCE

Proven performance is what truly sets Owens Corning architectural shingles above the rest. We brought our Duration® Series Shingles into the lab to test their performance against wide, single-layer nail zone shingles in three major strength tests. And in each test, the Triple Layer Protection® of SureNail® Technology outperformed the competition where it matters most—in the nailing zone.

Duration® Series Shingles vs. top two competitors†



NAIL PULL-THROUGH RESISTANCE

Up to **2.5X BETTER**



NAIL BLOW-THROUGH RESISTANCE

Up to **9X BETTER**



DELAMINATION RESISTANCE

Up to **2X BETTER**



PROTECCIÓN DEFINITIVA

DURATION® TEJAS DE LA SERIE

con tecnología SureNail®
con Triple Layer Protection®

LA PRUEBA ESTÁ EN EL DESEMPEÑO

El rendimiento probado es lo que realmente sitúa a las tejas arquitectónicas Owens Corning® por encima del resto. Llevamos nuestras tejas de la serie Duration® al laboratorio para probar su rendimiento frente a las tejas anchas de una sola capa en la zona de enclavado en tres pruebas de resistencia principales. Y en cada prueba, la Triple Layer Protection® de la tecnología SureNail® superó a la competencia donde más importa: en la zona de enclavado.

Tejas de la serie Duration® frente a los dos principales competidores†

RESISTENCIA AL DESPRENDIMIENTO DE LOS CLAVOS

Hasta **2.5X** **MEJOR**

RESISTENCIA AL DESPRENDIMIENTO DE LOS CLAVOS

Hasta **9X** **MEJOR**

RESISTENCIA A LA DELAMINACIÓN

Hasta **2X** **MEJOR**

THERE'S A LINE BETWEEN A GOOD SHINGLE AND A GREAT SHINGLE.®

SureNail® Technology

It's the nailing line on your shingles. The difference between a good shingle and a great shingle is having Patented SureNail® Technology, only from Owens Corning.

HAY UNA GRAN DIFERENCIA ENTRE UNA BUENA TEJA Y UNA TEJA EXCELENTE™

Es la línea de clavado en su tejas. La diferencia entre una buena teja y una teja excelente es la tecnología patentada SureNail,® una exclusividad de Owens Corning.

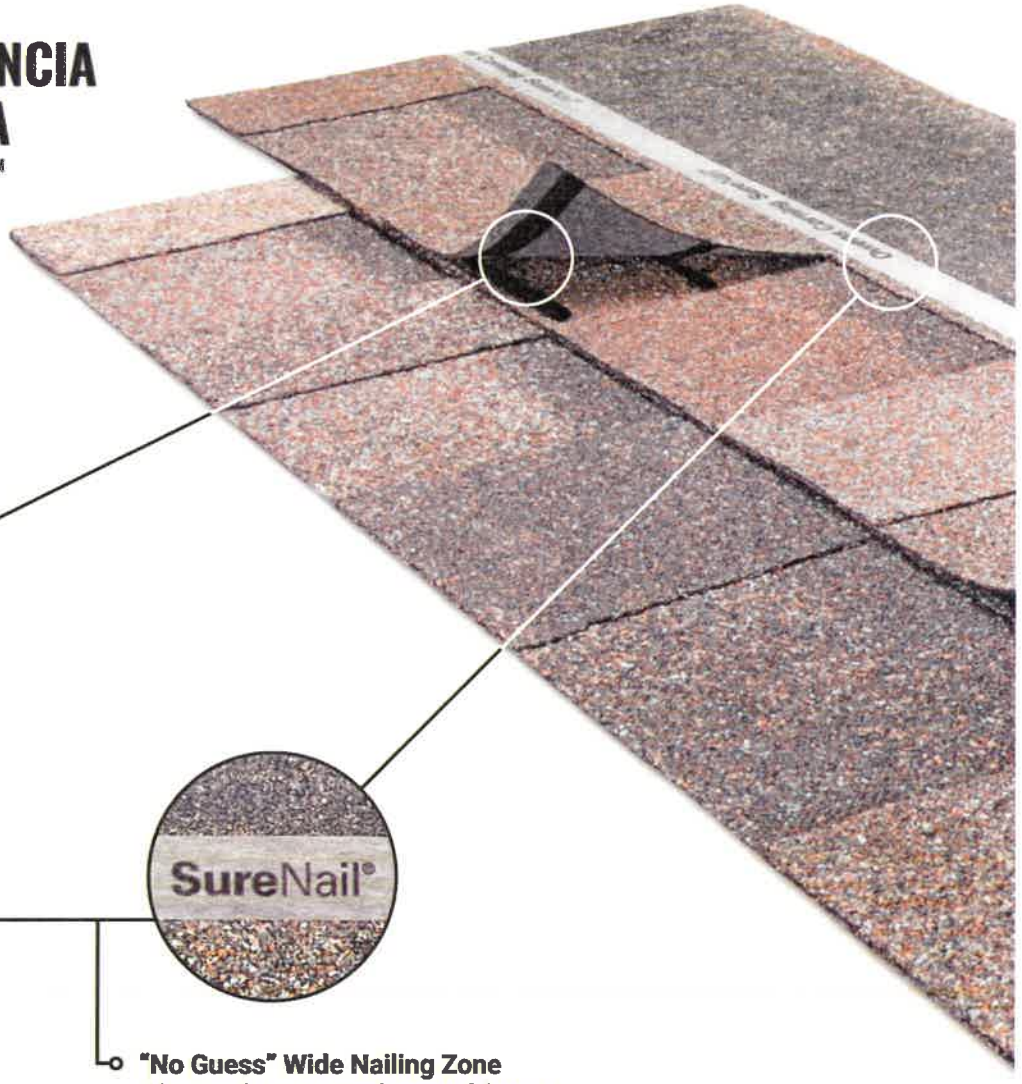

Excellent Adhesive Power
Helps keep the shingle layers laminated.

Excelente poder adhesivo
Ayuda a conservar el laminado de las capas de las tejas.

Breakthrough Design
Patented SureNail® Technology is the first and only reinforced nailing zone on the face of the shingle.

Diseño innovador
La tecnología patentada SureNail® es la primera y la única que provee un área de clavado reforzada en la cara de la teja.

"No Guess" Wide Nailing Zone
This tough, engineered woven-fabric strip is embedded in the shingle to create an easy-to-see, strong, durable fastener zone.

Área de clavado ancha, sin cálculos "a ojo"
Esta banda resistente de tela mecánica tejida está incrustada en la teja para proveer un área de sujeción resistente, duradera y fácil de detectar.

Outstanding Grip
The SureNail® strip enhances the already amazing grip of our proprietary Tru-Bond®** sealant for exceptional wind resistance of a 130-MPH wind warranty.

Agarre excepcional
La banda SureNail® mejora el excelente agarre de nuestro sellador patentado Tru-Bond®** con una garantía de resistencia al viento excepcional de 210 km/h (130 mph).

Triple Layer Protection®+
A unique "triple layer" of reinforcement occurs when the fabric overlays the two shingle layers, providing increased protection against "nail pull" from the wind.

Triple Layer Protection®+
Cuando la tela cubre las dos capas de la teja, se forma una "triple capa" de refuerzo excepcional que ofrece una mayor protección ante el "arranque de clavos" debido al viento.

Double the Common Bond
SureNail® features up to a 200% wider bond between the shingle layers in the nailing zone over standard shingles.

Duplica la adherencia común
En comparación con las tejas comunes, SureNail® ofrece un área de unión hasta un 200 % más ancha entre las capas de la teja en el área de clavado.





For more information and to watch our videos on SureNail® Technology, go to www.owenscorning.com/surenail.

Para obtener más información y mirar videos sobre la tecnología SureNail®, visite www.owenscorning.com/surenail.



REGISTER YOUR WARRANTY

Registering your Owens Corning® warranty ensures it's easily referenced should you ever need to access it. The process is easy—just have your installation date, shingle type, shingle color and number of squares ready. Then go online to www.owenscorning.com/roofingstandardwarranty or call 1-800-ROOFING (1-800-766-3464) to finish the process.

SCAN TO REGISTER YOUR WARRANTY

Escanee para registrar su garantía



REGISTRE SU GARANTÍA

Al registrar su garantía de Owens Corning® la podrá consultar rápidamente si fuera necesario acceder a ella.
El proceso es simple: tenga a mano la fecha de instalación, el tipo y color de tejas y la cantidad de cuadrados. Luego, visite owenscorning.com/roofingstandardwarranty o llame al 1-800-ROOFING (1-800-766-3464) para completar el proceso.

TOTAL PROTECTION SIMPLIFIED®

It takes more than just shingles to protect a home. It takes an integrated system of components and layers designed to perform in three critical areas. The Owens Corning® Total Protection Roofing System®^ gives you the assurance that all of your Owens Corning® roofing components are working together to help increase the performance of your roof.

PROTECCIÓN TOTAL SIMPLIFICADA®

Se necesita más que simplemente tejas para proteger su vivienda. Se necesita un sistema integral de componentes y capas diseñadas para desempeñarse en tres áreas críticas. El Total Protection Roofing System® de Owens Corning® le garantiza que todos sus componentes para cubiertas de Owens Corning® funcionan en conjunto para mejorar el desempeño de su techo.

SEAL.
SELLA.

Helps create a waterproof barrier
Ayuda a crear una barrera impermeable

DEFEND.
DEFENDER.

Helps protect against nature's elements
Protege contra los elementos climáticos

BREATHE.
RESPIRAR.

For balanced attic ventilation
Para una ventilación equilibrada del ático



Hip & Ridge shingles
Tejas de limatesa y cumbrera

Laminate shingles
Tejas laminadas

Starter shingles
Tejas de arranque

Exhaust vents
Salidas de aire

Intake vents
Entradas de aire

Self-adhered ice & water barrier
Barrera autoadhesiva contra el hielo y el agua

Synthetic underlayment
Membrana impermeabilizante sintética

+ COMFORT. CONFORT.

Add comfort and energy performance
Más confort y desempeño energético

PINK® Fiberglas™ blown-in attic insulation
Aislamiento para áticos PINK® Fiberglas™ aplicado por impulsión

Product Attributes



Warranty Length*

Limited Lifetime
(for as long as you own your home)

Wind Resistance Limited Warranty*

130-MPH

Algae Resistance Limited Warranty*,3

25 Years

Tru PROtection® Non-Prorated Limited Warranty* Period

10 Years

STREAKGUARD

Algae resistance available in areas shown in white.

TruDefinition® Duration® Shingles Product Specifications

Size	13¼" x 39⅜"
Application Exposure	5⅝"
Shingles per Bundle	Not less than 20
Average Shingle Count per 3 Bundles	64
Average Coverage per 3 Bundles	98.4 sq. ft.

Applicable Standards and Codes

- ASTM D3462
- ASTM D228
- ASTM D3018 (Type 1)
- ICC-ES AC438#
- ASTM D3161 (Class F)
- ASTM D7158 (Class H)
- ASTM E108/UL 790 (Class A)
- UL 2218 (Class 3 Impact Resistance)6
- FM 4473 (Class 3 Impact Resistance)6
- PRI ER 1378E01
- Florida Product Approval
- Miami-Dade County Product Approval2

* See actual warranty for complete details, limitations and requirements.

‡ 40-Year Limited Warranty on commercial projects.

† Owens Corning testing when following the manufacturer's installation instructions and nailed through the middle of the allowable nail zone.

** Tru-Bond is a proprietary premium weathering-grade asphalt sealant that is blended by Owens Corning Roofing* and Asphalt, LLC.

+ The amount of Triple Layer Protection* may vary on shingle-to-shingle basis.

International Code Council Evaluation Services Acceptance Criteria for Alternative Asphalt Shingles.

^ Excludes non-Owens Corning* roofing products such as flashing, fasteners, pipe boots and wood decking.

1 See Color Disclaimer information on page 6 for additional details.

2 Applies for all areas that recognize a Miami-Dade Notice of Acceptance (NOA).

3 Shingles are algae resistant to control the growth of algae and discoloration.

§ Installation must include use of an approved Owens Corning® Hip & Ridge Shingle product. See actual warranty for details.

StreakGuard® Algae Resistance Technology is not available in the Denver service area.

4 Owens Corning® Black Sable shingle includes a patented design.

5 Owens Corning® Bourbon and Midnight Plum shingles include a patent pending design.

6 Qualifying Owens Corning Hip & Ridge Shingles may be required to complete a UL 2218 and/or FM 4473 Class 3 Impact-Resistant Roof System. Due to the variability in real storm conditions, a Class Rating on any product does not guarantee that it will withstand damage from hailstorms or other acts of God. Owens Corning shingles are not covered under a warranty for hail damage.

7 Homeowners should check with their insurance company to see if they qualify.

SureNail® Technology is not a guarantee of performance in all weather conditions.

For patent information, please visit owenscorning.com/patents.

OWENS CORNING ROOFING AND ASPHALT, LLC
ONE OWENS CORNING PARKWAY
TOLEDO, OH 43659 USA

1-800-GET-PINK® | 1-800-438-7465
www.owenscorning.com

Pub. No. 10013983-N. Printed in U.S.A. November 2023.
THE PINK PANTHER™ & © 1964–2023 Metro-Goldwyn-Mayer Studios Inc.
All Rights Reserved. The color PINK is a registered trademark of Owens Corning.
© 2023 Owens Corning. All Rights Reserved.

Atributos del producto



Duración de la garantía*

Limitada de por vida
(durante el tiempo que sea propietario de su vivienda)

Garantía limitada de resistencia al viento*

130 mph (209 km/h)

Garantía limitada de resistencia a algas*,3

25 años

Periodo de garantía limitada* no prorrateada Tru PROtection®

10 años

STREAKGUARD

Resistencia a las algas disponible en las áreas que se muestran en blanco.

Especificaciones del producto de tejas TruDefinition® Duration®

Tamaño	13¼" x 39⅜"
Exposición de la aplicación	5⅝"
Tejas por paquete	No menos de 20
Recuento medio de tejas por 3 paquetes	64
Cobertura promedio por 3 paquetes de	98.4 pies cuadrados

Normas y códigos aplicables

- ASTM D3462
- ASTM D228
- ASTM D3018 (tipo 1)
- ICC-ES AC438#
- ASTM D3161 (Clase F)
- ASTM D7158 (Clase H)
- ASTM E108/UL 790 (Clase A)
- UL 2218 (Resistencia a impactos de clase 3)6
- FM 4473 (Resistencia a impactos de clase 3)6
- PRI ER 1378E01
- Aprobación de productos de Florida
- Aprobación de productos del condado de Miami-Dade2

* Consulte la garantía real para conocer todos los detalles, las limitaciones y los requisitos.

‡ Garantía limitada de 40 años para proyectos comerciales.

† Pruebas de Owens Corning al seguir las instrucciones de instalación del fabricante y enclavadas a través del centro de la zona de clavos permitida.

** Tru-Bond es un sellador de asfalto patentado de calidad superior resistente a la intemperie mezclado por Owens Corning Roofing * y Asphalt, LLC.

+ La cantidad de Triple Layer Protection* puede variar según la teja.

Criterios de aceptación de los servicios de evaluación del Consejo de Código Internacional para tejas de asfalto alternativo.

^ No incluye productos de techado que no sean de Owens Corning*, como tapajuntas, sujetadores, fundas de tuberías y terrazas de madera.

1 Consulte la información de exención de responsabilidad de color en la página 6 para obtener más detalles.

2 Se aplica a todas las áreas que reconocen un aviso de aceptación (NOA) de Miami-Dade.

3 Las tejas son resistentes a las algas para controlar el crecimiento de las algas y la decoloración.

§ La instalación debe incluir el uso de un producto de tejas de limatesa y cumbrera aprobado por Owens Corning®. Consulte la garantía real para obtener más detalles.

La tecnología StreakGuard® Algae Resistance no está disponible en el área de servicio de Denver.

4 La teja Black Sable de Owens Corning® incluye un diseño patentado

5 La teja Owens Corning® Bourbon y Midnight Plum incluye un diseño con patente pendiente.

6 Es posible que se requiera el uso de tejas aptas para limatesa y cumbrera de Owens Corning para completar un sistema de techo resistente a impactos UL 2218 y/o FM 4473 Clase 3. Debido a la variación de las condiciones de tormenta real, una calificación de clase en cualquier producto no garantiza que soportará daños por tormentas de granizo u otros casos fortuitos. Las tejas de Owens Corning no están cubiertas por una garantía por daños de granizo.

7 Los propietarios deben verificar con su aseguradora para saber si califican.

La tecnología SureNail® no garantiza el rendimiento en todas las condiciones meteorológicas.

Para obtener información sobre patentes, visite owenscorning.com/patents.

OWENS CORNING ROOFING AND ASPHALT, LLC
ONE OWENS CORNING PARKWAY
TOLEDO, OHIO, EE.UU. 43659

1-800-GET-PINK® | 1-800-438-7465
www.owenscorning.com

Publicación. No. 10013983-N. Impreso en los EE.UU. Noviembre de 2023.
THE PINK PANTHER™ & © 1964–2023 Metro-Goldwyn-Mayer Studios Inc.
Todos los derechos reservados. El color ROSA es una marca comercial registrada de Owens Corning. © 2023 Owens Corning. Todos los derechos reservados.

Historic Landmarks Commission
101 East Washington Street
Charles Town, WV 25414

Meeting: 04/08/24
Department: Historic Landmarks Commission
Category: Report
Initiator:

SCHEDULED

AGENDA ITEM (ID #)

Public Hearing: *COA2024-07*: 201 N. Lawrence St. - Chimney demolition request

ATTACHMENTS:

- 1. Staff report.pdf
- 2. Application.pdf
- 3. Narrative.pdf
- 4. Engineer Report.pdf
- 5. Design Options.pdf

Public Hearing – Certificate of Appropriateness
COA-2024-07

Date: For the April 8, 2024 Historic Landmarks Commission meeting
Applicant: Benjamin DuBois and Emily Schafer
Property Owner: Benjamin DuBois and Emily Schafer
Report by: James Newman, City Planner, Zoning/Subdivision Administrator
Proposal: Certificate of Appropriateness for a chimney demolition
Property Location: 201 N. Lawrence St.
Current Zoning: Old Town Mixed-Use Commercial (OT-MUC) and Historic Overlay District (HOD)



HISTORIC SURVEY BUILDING INFORMATION: Downtown Historic District.
Gothic Revival, c. 1833-1839. Gable fronted, three bay stone lecture room for the Episcopal Church. **Contributing.**

PROPOSAL

A request for a Certificate of Appropriateness to demolish a brick chimney.

EXTERIOR VIEWS

Staff Photographs from March 4, 2024

1. *View of the side of the house from W. Liberty St.*



2. *View of the front of the house from N. Lawrence St.*



3. View of the side of the house from N. Lawrence St.



INTERIOR VIEWS

Staff Photographs from March 4, 2024

1. *Fireplace on ground floor*



2. *Crack running along chimney sidewall. Ground floor.*



3. *Crack running along chimney sidewall. 2nd floor.*



4. *Chimney separation from wall, 2nd floor.*



5. *Chimney crumbling in basement.*



DEMOLITION: Applicant desires to demolish the brick chimney located at the front of the structure. The stone chimney in the rear will remain.

ORDINANCE REQUIREMENTS

None.

NARRATIVE

The applicant has provided a detailed narrative (see attachments). To summarize: the building is from the early 1800s. It was originally used as a lecture hall and Sunday school for the Episcopal Church, before being turned into a private residence.

The structure was abandoned for the past twenty years and has serious structural issues (see attached engineers report). The brick chimney is not original to the building, and it's construction has blocked one of the original entrance points. The chimney base is crumbling and it is becoming detached from the rest of the structure, necessitating demolition. Per the applicant, after chimney is removed, the area to be repaired will be temporarily covered with plywood and plastic to prevent water infiltration until the roof gets fixed.

HISTORIC DISTRICT REQUIREMENTS

From page 55 of the Design Review Standards:

> *Demolition is forever. Once a building is gone it takes away another piece of the City's character. Demolition of a historic building or resource that has most of its original design and features should be an action of last resort.*
>
> …
>
> *An application for a Certificate of Appropriateness must be submitted, reviewed and evaluated for approval or disapproval by the CTHLC before a demolition permit, whether for full demolition, partial or constructive removal, will be granted. The list below includes, but is not limited to, factors which will be considered in evaluating a request for a demolition:*

Review Criteria

1. *Whether or not the structure is of such old or distinctive design, texture, or scarce materials that it could not be reproduced or could be reproduced only with great difficulty and expense and, whether or not the structure is one of only a few remaining of that style or is particularly unique in its character.*

   The applicant is requesting demolition only of a chimney which is not original to the building. There is a stone chimney which matches the stone exterior of the structure, and that chimney will stay. The brick chimney is incongruous with the stone exterior, and poses a danger to the structure as a whole.

2. *Whether or not the proposed demolition may adversely affect other historic buildings or the character of the historic district.*

   The proposed demolition will enhance the historical accuracy of the structure by removing an ahistorical brick chimney and restoring an original doorway.

3. *The reason for demolishing the structure and whether or not alternatives exist.*

   Per the engineer's report, the chimney poses a structural danger; it is crumbling and pulling away from the wall. The chimney is between 20-30 tons and f it fails could cause the entire house to collapse.

4. *Whether or not there has been a professional economic and structural feasibility study for rehabilitating or reusing the structure and if so, whether or not its findings support the proposed demolition.*

   The applicant intends to use the structure as a residence. An engineer has reviewed the issues with the house, including the chimney, and recommends it be removed for safety.

5. *Whether or not the structure is so significantly altered, so as to have irretrievably "lost" it's architectural and historical integrity. The fact that two significant historical styles may exist within a structure will not, in itself, constitute loss of architectural and historical integrity for the purposes of this paragraph.*

    Removal of the chimney will restore the original character and design of the structure.

STAFF RECOMMENDATION

Approval.

The Commission may approve, approve with conditions, table, or deny the request.

COA Application No._____

RECEIVED
FEB 28 2024
BY: VB

CERTIFICATE OF APPROPRIATENESS APPLICATION

ZONING ORDINANCE SECTION 1322.13, HISTORIC OVERLAY DISTRICT
AND
ARTICLE 141 OF THE CHARLES TOWN CODIFIED ORDINANCE
AND
DESIGN REVIEW STANDARDS

All proposed activity must be approved by the Historic Landmarks Commission (HLC) via issuance of a Certificate of Appropriateness (COA).

Many of the activities for which a COA is required also requires building permit, which is a separate process from obtaining a COA.

If applying for the Façade Improvement Program, the "Addendum – Façade Improvement Program" will be required in addition to this application.

1. DATE 02/28/2024

2. APPLICANT'S NAME* Mr Benjamin Dubois and Mrs Emily Schaefer
   Address: 36997 Charles Town Pike, 20132 Hillsboro, VA
   Telephone Number: (804) 618-2005 ~~Fax Number (___)~~
   Email Address: adianahomes@gmail.com; bdubois.ffes@gmail.com
   ~~Relationship to Owner: ___Lessee ___Contractor ___Architect ___Consultant ___Other: (explain)~~

3. PROPERTY OWNER'S NAME Mr Benjamin Dubois and Mrs Emily Schaefer
   Address: 36997 Charles Town Pike, 20132 Hillsboro, VA
   Telephone Number: (804) 618-2005 ~~Fax Number (___)~~
   Email Address: adianahomes@gmail.com; bdubois.ffes@gmail.com

*Applicants include: Property owner(s), Engineer(s), Surveyor(s), or Consultant(s)

4. LEGAL DESCRIPTION OF THE SUBJECT PROPERTY (List all parcels that apply)

Property Address: 201 N. LAWRENCE ST., 25414 CHARLES TOWN, WV

Tax Map # and Parcel(s): PARCEL ID: 03 2002 10000000

Deed Book and Page #: 4291 / 475

Zoning District: HISTORIC DISTRICT - DOWNTOWN CHARLESTOWN HISTORIC DISTRICT.

5. DESCRIPTION OF FORMER USE(S) OF THE PROPERTY

ORIGINAL (2 1833-1839) lecture Hall for the EPISCOPAL CHURCH - CONVERTED INTO RESIDENTIAL USE later (date unknown)

6. DESCRIBE THE CURRENT OR PROPOSED USE OF THE SUBJECT PROPERTY

- CURRENTLY UNUSED - IN SERIOUS NEED OF RENOVATION/ RESTORATION
- PROPOSED USE : RESIDENTIAL -

7. TYPE OF WORK:

A. ✓ Exterior alteration or repairs.

B. _____ New Construction: 1)____Primary Structure; 2)____Garage; 3)____New Addition; 4)____Other;

C. ✓ Demolition: 1)____Whole Structure; 2)✓ Part of Structure;

D. _____Relocation of Structure

8. EXTERIOR ALTERATION OR REPAIR

A. Check all that apply for which approval of the proposed activity is requested:

____Architectural feature (decorative ornamentation)	____Metal trim	____Iron fences
____Material changes (wood, brick, metal, etc.)	___✓Windows - replacement, removal, elimination or new opening	____New construction
____Roof – Change in shape/profile	____Shutters	____Additions or alterations
____Skylights or dormers	____Door and transoms	____Signs
___✓Masonry - cleaning, tuckpointing, removal of masonry or other changes to the masonry	____Cut stone steps	____Solar panels
____Removal of historic markings and paintings	____Security Features	____Mothballing
____Wood cornices and concealed box gutters	____Porch or deck	___✓Demolition
____Wood trim	____Awnings and canopies	

B. List and describe in detail all work to be done for each item checked. Include the following materials when appropriate:

1) Sketches, photographs, specifications, manufacturer's illustrations or other description of proposed changes to the building's exterior. Detailed drawings are required for major changes in architectural features.
2) If material changes are proposed, please provide a description of them. The architect's specifications or brochures may suffice; however, the Commission may request samples of new materials.

C. SIGNS:

1) See page 6 of this application for more information.
2) Signage activities are regulated under Article 1324 (Signs) and Section 1322.13 (Historic Overlay District) of the City of Charles Town's Zoning Ordinance and by extension the Design Review Standards. **All permitted sign sizes, location of placement and additional sign standards are regulated by Article 1324 and shall meet those standards.** The HLC role is to review the sign for appropriateness within the Historic Overlay District.

D. NEW CONSTRUCTION: Describe the nature of the proposed project. Include the following materials when appropriate:

1) Site plan with measured distances.
2) Elevation drawings of each façade and specifications which clearly show the exterior appearance of the project.
3) Samples or other description of materials to be used.
4) Drawings or other description of site improvements such as fences, sidewalks, lighting, pavement, decks, etc.

E. DEMOLITION OF STRUCTURE

1) Describe the structure's condition and reason for demolition.
2) Additional criteria is found in the Design Review Standards, including the need to prove economic hardship.
3) Describe the proposed reuse of the site, including drawings of any proposed new structure or landscaping.

F. RELOCATION OF STRUCTURE

1) Explain what will be moved, why, and proposed changes.
2) If a building will be moved into a district from outside, include photographs.
3) Include a site plan of the proposed location in the district and describe any site features which will be altered or may be disturbed, including foundations, walls, vegetation, etc.

G. MOTHBALLING OF STRUCTURE

1) Describe how the structure will be secured from unwanted entry.
2) Describe measures to be taken to keep the weather and pest out.
3) If the property owner will not be in the state of West Virginia, designate a local contact.
4) If any door(s) or window(s) are to be boarded up, they must be painted to look like a door or window or decals that look like door and window must be adhered to the boards on the window or door.
5) Additional criteria is found in the Design Review Standards, including the need to prove economic hardship.
6) Describe how the property will be maintained so as to not become a code violation, such yard maintenance.

DESCRIPTION OF THE PROPOSED ACTIVITY:

* URGENT REMOVAL OF THE FAILING BRICK CHIMNEY ON LAWRENCE ST. FAÇADE (NOT ORIGINAL, ADD-ON WHEN THE LECTURE HALL WAS CONVERTED INTO RESIDENTIAL - (SEE ENGINEER REPORT + CHIMNEY CONTRACTOR)
* ROOF REPAIR (METAL) respecting the green Color and material to fill the void left by chimney Removal.
* REINFORCE THE WINDOWS AS DETAILED IN THE ENGINEER REPORT.
* TIE THE EAST AND WEST STONE WALLS USING A DYDIDAG SYSTEM TO PREVENT COLLAPSE OF THE STRUCTURE.

APPLICANT CERTIFICATION

I certify that, to the best of my knowledge, the submitted information and statements are true and correct. I also certify that I have read the relevant provisions of the Charles Town Design Review Standards pertaining to this application, Section 1322.13, of the Zoning Ordinance and for a sign request, Article 1324 of the Zoning Ordinance.

Signature of Applicant

_____ Date 02-29-2024

Signature of Property Owner(s) (If different than Applicant)

_____ Date 02.29-2024

Please submit an original completed petition to the following:

Zoning Administrator
City of Charles Town
101 E. Washington Street
Charles Town, WV 25414

Signs – Additional Information

ESTIMATED COST OF SIGN(S) (Excluding Labor & Installation):

SIGN CONTRACTOR:

Contractor License #: WV & City of Charles Town:

TYPE OF SIGN

Type of Sign	Check One	Type of Sign	Check One
Free Standing		Suspended	
Building Mounted		Awning	
Window Lettering		Other (List)	

Where on the property or building will the sign(s) be located?

SIGN MATERIAL:

SIGN DIMENSIONS:

Height	Width	Depth

WILL SIGN(S) BE LIGHTED? If yes, list the type of lighting to be used:

PLEASE PROVIDE PROOF OF INSURANCE (In case of sign damage) Insurance Company:

PROVIDE AN ILLUSTRATION OR PHOTOGRAPH OF THE PROPOSED SIGN(S)

FOR CITY USE ONLY

Application Number:_____ Date Application Received:_____

Zoning District: _____

Fee: $_____ Paid: $_____ Check No._____

Receipt No._____

Zoning Administrator Approval:_____ Date:_____

Historic Landmarks Commission Approval:_____Date:_____

Comments:_____

_____

_____

_____

_____

_____

To: Zoning Administrator, City of Charles Town and Historic Landmarks Commission

From: Benjamin Dubois and Emily Schaefer

Date: February 23, 2024

Subject: Certificate of Appropriateness Application

Lecture Hall of the Episcopal Church - 201 N. Lawrence St., Charles Town, WV 25414

Urgent structural repair including a brick chimney removal.

Dear Zoning Administrator and Historic Landmarks Commission:

We are the proud owners of the old Lecture Hall of the Episcopal Church located at the northeast corner of Lawrence and Liberty Streets. It is a contributing structure of the National Register of Historic Places (see below).

NPS Form 10-900-a
(8-86)

OMB Approval No. 1024-0018

United States Department of the Interior
National Park Service

National Register of Historic Places
Continuation Sheet

Downtown Charles Town Historic District
Name of Property

Section number 7 Page 13

Jefferson County, West Virginia
County and State

Foursquare with Queen Anne influence in its semi-hexagonal projecting bay. Contributing.

99. 219 W. Liberty Street. Sheetz Florist.
Georgian influenced, c. 1797? This is among the oldest standing buildings in Charles Town. Contributing.

100. 201 N. Lawrence Street.
Gothic Revival, c. 1833-1839. Gable fronted, three bay stone lecture room for the Episcopal Church. Contributing.

The stone building was built in the early 1800s and was originally used as a lecture hall and Sunday school for the Episcopal Church. John Wilkes Booth gave dramatic readings from William Shakespeare in the hall during the John Brown trials in 1859. The building was eventually no longer used by the Episcopal Church and converted into a private residence. According to government records, the property was acquired in September 1946 by Mr. and Mrs. Mitchell G. Barr and has remained in the Barr's family until we acquired it October 2022 (see below - from the Tax Assessor Office).

ASSESSMENT DISTRICT: CHARLESTOWN CORP. 1

LEGAL DESCRIPTION: W. Liberty & N. Lawrence St. Lt.

MAP NO.	PLOT NO.	LOT SIZE	ACREAGE
2	21	57.2 x 133.4 Irreg.	

	OWNER'S NAME	ADDRESS	DATE ACQUIRED	FED. TAX STAMPS	DEED BOOK	PAGE NO.
1	Barr, Mitchell G.	N. Lawrence St. Charles Town	9-23-46	6.05	166	291 336
2	Barr, Mitchell G. & Anne V.		10-30-80	EXEMPT	477	233
3	Barr, William L & Sharon L.		4/2/85		537	541
4	Dubois, Benjamin B + Emily A. Schaefer		10/24/2002	126.00	1291	475
5						
6						
7						
8						
9						
10						
11						
12						

We do not know exactly when the Lecture Hall was completely converted into a private residence. It is also possible that the building was already in partial residential use before 1946.


Jefferson County


Jefferson County


Jefferson County Museum



These pictures (organized from the oldest to the newest - extracted from the Jefferson County Museum archives) were obtained after the Hall was converted into a residential property. We do not have documentation of the exterior appearance of the Hall during its original, non-residential, use.

Unfortunately, the building has been abandoned and neglected over the last two decades. In the most recent Structural Engineer Inspection, performed by Mr. Jim Golden, some serious structural issues requiring immediate attention were highlighted, including prompt removal of the added brick chimney built along the inside of the stone wall facing Lawrence Street (circled in Red in the picture below).

This brick chimney was not built as part of the original building and was added within the lecture hall during its conversion into a residence, condemning one of the original Hall front entrances (Shutters closed and sealed - circled in Green). It has been most recently used to service an old water boiler located in the basement.



Modern View from the SW corner of Lawrence and Liberty Streets.





Original entrance condemned by the brick chimney.





View of the chimney built in front of the original entrance on the first floor.

As stated in Mr. Golden's report, the base of this chimney has disintegrated, which has resulted in the failing of the entire chimney such that it is falling and leaning inward, off of the stone wall. Because the base and the change of position is beyond repair, it needs to be removed in its entirety before it destroys the rest of the structure (see pictures below, further pictures in the structural report).



Disintegration of the chimney base in the basement



Leaning Chimney Crown



First Floor - Chimney pulling off the wall (white arrows) of the first floor



Second Floor - Chimney pulling off the wall (white arrows) and covering the previous Hall entrance (Red arrow)



Second Floor - Chimney pulling off the wall (white arrows)

We are asking the Historic Landmarks Commission for permission to remove, in it's entirety, the aforementioned brick chimney and repair the green metal roof accordingly thereafter. The removal of the chimney will also allow the reopening of one of the original doors of the Lecture Hall, which is currently condemned.

As defined in our Certificate of Appropriateness Application, we also would like to tie the East wall to the West wall together as using the DYDIDAG system and reinforcing the window frames as defined by Mr. Jim Golden.

The historical value of the old stone Episcopal Lecture Hall of Charles Town is undeniable. With your help, this city landmark can be saved, preserved and revitalized.

We will be looking forward to your positive response.

Thank you for your time and consideration.

Sincerely,

Benjamin Dubois

Emily Schaefer

To: Benjamin Dubois

From: Jim Golden, P.E.
WV P.E. License 15,477
WV C.O.A. C03303

Date: January 10, 2023

Subject: Structural Status of property located at
201 North Lawrence Street
Charles Town, WV 25414

Dear Benjamin,

On January 5, 2023, I visited the above-mentioned property to inspect the structure of the house. There was some concern about cracking and movement.

We started looking at the rear right corner of the house (as viewed from the front). There is rather severe cracking visible.





This appears to be "Differential Settlement" cracking. Looking closer, it can be seen that the down spout dumps into a pipe that goes under the sidewalk and out to the street where the water can run to the City's Storm Sewer system. Hover, the pipe is clogged. This condition has probably existed for a long time. As a result, the water dumps onto the ground right at the corner of the house. There is a depression there that is visible. The water soaks into the ground right against the house, goes down to the footing, and softens it in that area.

As a result, this corner of the house settled more than the rest of the two walls' sections that are away from the corner. The cracking is the stone joints is a result of the corner going down more than the center of the walls.

Looking at the basement, a couple areas were noted where water intrusion has occurred.



This first picture is of the inside of the corner mentioned above. Benjamin told me that when it rains, this corner gets wet. This confirms what we observed above.

Second picture is along that back wall. Surface runoff is getting into the basement.

Third picture shows the yard where the surface runoff is coming from. I recommend grading the yard to run all water away from the house. The downspout should be repaired, and an extension added to get the water over to the low spot in the far edge of the yard (shown in the third picture in the set before this one) and for it to run out to the street. As well, build up a "wedge" along the entire back wall, and maybe even add a ditch for now to divert surface water away from the house.

It is very important to stop the water issues as soon as possible. This is what has caused the corner to settle differentially. As a portion of the foundation sinks, but the majority of it does not, something has to give. As the wall moves, we see the cracks in the mortar joints between the stones form. After fixing the drainage issue, and effecting other structural repairs (such as the threaded rods that run through the length of the house from front to back), a mason should be brought in and everything repointed.

Upstairs (we will have more pictures later in this report), it looks like the walls are pulling slightly outward. As the corner settles, it would tend to lean outward. This will need to be addressed, probably by threaded rod spanning the depth of the house and nuts and plates to pull it all back together. While this will not look historic, it is necessary to prevent the structure from collapsing.

Going into the basement, overall, the structure looks very well preserved. Most of the window headers, however, have significant bowing in them.






In all of these cases, rather than trying to replace the headers, I would brick up on either side (use solid bricks) and put a steel beam of some type in. Make the beam flush to the low point of the existing header, and make it level and supported by the bricks on either side. Then, insert shims between the top of the beam and any gaps in the bowing headers. This will reinforce it without destroying the stone by trying to replace them.



At some point, someone installed plumbing and notched the bottoms of many of the floor joists. This weakens the joists and should not be done. I recommend making wooden blocks and gluing them into the notches (after removing the pipes). Then either screw a 2" x 24" x ¼" steel plate across the bottom, or gluing/screwing a 24" section of joist across the side over each notch.

This leads us to the next issue, which is one of the more severe ones: The brick chimney. The chimney looks like it is failing.









These four pictures show the degradation of the chimney. The bottom of it is literally dissolving, and it is pulling away from the wall. As you go to the first and second floors, it pulls out more as you go up.

The third picture here is from the second floor looking up toward the underside of the roof. The bricks have literally moved and blown out to the left side. Looking at the chimney from outside (fourth picture), it is visibly leaning down at the left side and bricks are being displaced.

This is a large chimney, and probably weighs 20-30 tons. If it collapses, it might take the front wall of the house down, which could destroy the entire structure. I recommend this chimney be removed. It will be a tedious job, but starting at the top, remove brick by brick all the way down.





These three pictures are of the chimney from the first floor (it is plastered in). It can be seen where it is pulling off the wall.

I don't have any pictures of the second floor showing this, but the cracks get larger as you go higher. It's definitely pulling away from the wall.

If it is mandated for historical purposes to keep "the look," a faux chimney could be added. To build a new one in its place, from the basement up, would be very expensive. Probably $30K or more.

At any rate, this one needs to be taken down soon.




These two pictures show the room below the front porch. It is getting water off the sidewalk into it. I recommend adding some diagonal bracing to help shore up the far end of the wall (as seen in the first picture) where the brick column is sitting. The wall is leaning inward.

Then, a concrete wedge or similar needs to be formed on top of the sidewalk (like a curb) to keep surface runoff water coming off the sidewalk that is sloped the wrong way (the sidewalk is pitched toward the house) to keep further water damage from occurring. The second picture shows where it gets wet every time it rains, from the surface runoff off the sidewalk.



This is a build-out off the back of the house that needs repaired. The foundation doesn't go all the way down, however. To repair this, it will require temporary shoring and most likely underpinning, to extend the footings down deeper and make them continuous.

With underpinning, a roughly 24" section is dug out, then leave 24", then dig out 24", working your way down the length of the footing. Concrete is poured into here with rebar sticking into the dirt on both sides and tied to rebar in the open area. Once every other "hole" is poured solid and supporting the house above, the remaining "every other" dirt area between the concrete is dug out, and the rebars from both sides sticking into the holes are spliced together, and then they are all poured solid. The end result is a new continuous footing that is lower than the original.

Once the new footings are in place, all the other repairs can be made.

Moving upstairs, there are some areas on the second floor that look like the walls might be pulling away from the house.









These pictures show cracking and leaning. The top three show walls along the back of the house, near the corner that we looked at outside that has the differential settlement cracking. It's hard to see exactly what is going on with the plaster here.

I recommend the wall and ceiling plaster all be removed so that we can better see what is going on. However, my guess is that the outside wall is pulling away at the top as a result of the foundation settling. If this is the case, it will need repair soon to prevent collapse of the building. I think something like steel angle or I-beams vertically up the side of the house on front and back will need to be connected across the width of the house.

The picture with the level in it shows the yellow wall leaning in toward the camera. It looks like that wall may be sitting on a single floor joist, which bowed, cracking the wall up. We need to pull up some flooring and remove some wall covering to see better what is going on here.

I have seen repairs performed similar to this using "DYWIDAG bars." These are high strength threaded rods that would go just inside the wall and span from the front to the back of the house. I'd probably put one every 3' or so up the height of the house. Later, an inside framed wall could be built to conceal them. These bars would serve to lock the front and back of the structure together.

The old National Fruit factory in Martinsburg, has had a similar repair done with steel I-Beams on the outside bolted to the steel skeleton inside the factory to pull the failing brick outside walls back into position. That building is on the Historical Register. Yes, it altered the appearance slightly. However, it was necessary to prevent the building from collapsing. I believe this is the same situation here.

Summary:

Overall, this structure is in decent condition, considering its age. However, it does have some serious structural issues that need corrected quickly before it gets worse. I recommend:

1. Fix the drainage so that no more settlement occurs.
2. Remove the brick chimney.
3. Reinforce the windows in the basement.
4. Brace the room under the front porch and correct the sidewalk drainage.
5. Remove the wall and ceiling coverings so we can better see what is going on upstairs.
6. Use the DYDIDAG system or similar to tie the front and back walls together.
7. Underpin and repair the buildout room out back.
8. Correct the notched joists.

I believe this building can be preserved, but there are certain items that need repaired very soon.

If you have any further questions or concerns, please feel free to contact me.

Sincerely,

Jim Golden, P.E.
304-261-4931
jimgoldenpe@hotmail.com



2/11/2024

PROPOSAL

MONOCACY CHIMNEY CARE, INC

MHIC#131211 - PA157813 – WV060478

11223 Pleasant Walk Road
Myersville, Maryland 21773
P: (301)-508-7004
F: (301)-508-7018
CustomerService@MonocacyChimney.com
www.MonocacyChimneyCare.com

PREPARED FOR:
Emily Schaefer
201 N Lawrence St
Charles Town, Wv 25414
717-329-2132

PROPOSAL # 44995
DATE 12/21/2022

Line	DESCRIPTION OF WORK	QTY	RATE	AMOUNT
1	OPTION 1 Homeowner is to contact the power company to protect the power lines, or disconnect prior to our arrival. Erect scaffolding to access the top of the rear chimney. Demo the chimney down to the attic floor. Rebuild the chimney to its original height and size using modern brick. Install a flue tile extension and lay a crown wash using portland cement with repel H2O. Repel H2O is an additive to provide a permanent full matrix protection from water penetration. Supply and install a stainless steel rain cover with bird screen. All repairs to the stucco exterior of the chimney is to be completed by the homeowners contractor. $6,230	1	6,230.00	6,230.00
2	OPTION 2 Erect scaffolding off of the porch roof to gain access to the brick chimney. Demo the chimney down below the roof deck and hand clean the original brick. Cut the metal roof directly above the stone gable to construct a fake chimney bearing on the stone gable using the original salvaged brick. The false chimney will be approximately 40" wide by 16" deep and 8 courses of brick above the peak. Lay a crown wash using portland cement with repel H2O sealing off the top of the chimney completely. Repel H2O is an additive to provide a permanent full matrix protection from water penetration. $6,982	1	6,982.00	6,982.00
	**Note: All roof repairs and chimney flashings are to be installed by the homeowners roofer.			
3	**After evaluating the original brick chimney that services the boiler we found the base of the chimney is heavily deteriorated. This chimney is not repairable in its condition and should be torn down to the basement floor. To maintain the original appearance of the historic home I suggest we construct a false chimney above the stone gable. This will create a slightly smaller chimney without loosing the charm of having a chimney at every gable of the home.			
4	********** *Clean up work site and remove all related debris.	1	0.00	0.00
5	*One year warranty on labor.	1	0.00	0.00
6	Repel H2O is backed by a 5 year manufacturer warranty (Product Only).	1	0.00	0.00
7	Payment Terms: A deposit payment of one-third is due at the time of contract	1	0.00	0.00

PROPOSAL

	time of service. *If a custom order product or hearth appliance is included on this proposal, separate contract terms apply for those items. Please see our Terms and Conditions for additional details.			
8	Tentative Start Date: All projects are currently being scheduled 12-14 weeks from date of proposal acceptance. Your proposal acceptance date is the date we receive your signed acceptance along with any down payment indicated in your payment terms. See contract terms and conditions for additional details.	1	0.00	0.00

PROPOSAL TOTAL $13,212.00

(Please see reverse side for Terms & Conditions)

Historic Landmarks Commission
101 East Washington Street
Charles Town, WV 25414

Meeting: 04/08/24
Department: Historic Landmarks Commission
Category: Report
Initiator:

SCHEDULED

AGENDA ITEM (ID #)

Public Hearing: *COA2024-08*: 121 N. Church St. - Exterior remodeling

ATTACHMENTS:

- 1. Staff Report.pdf
- 2. Application.pdf
- 3. Proposal.pdf
- 4. Pictures.pdf

Public Hearing – Certificate of Appropriateness
COA-2024-08

Date: For the April 8, 2024 Historic Landmarks Commission meeting
Applicant: Rooftop Designs LLC
Property Owner: Carolyn Butler
Report by: James Newman, City Planner, Zoning/Subdivision Administrator
Proposal: Certificate of Appropriateness for exterior changes
Property Location: 121 N. Church St.
Current Zoning: Old Town Residential (OTR) and Historic Overlay District (HOD)

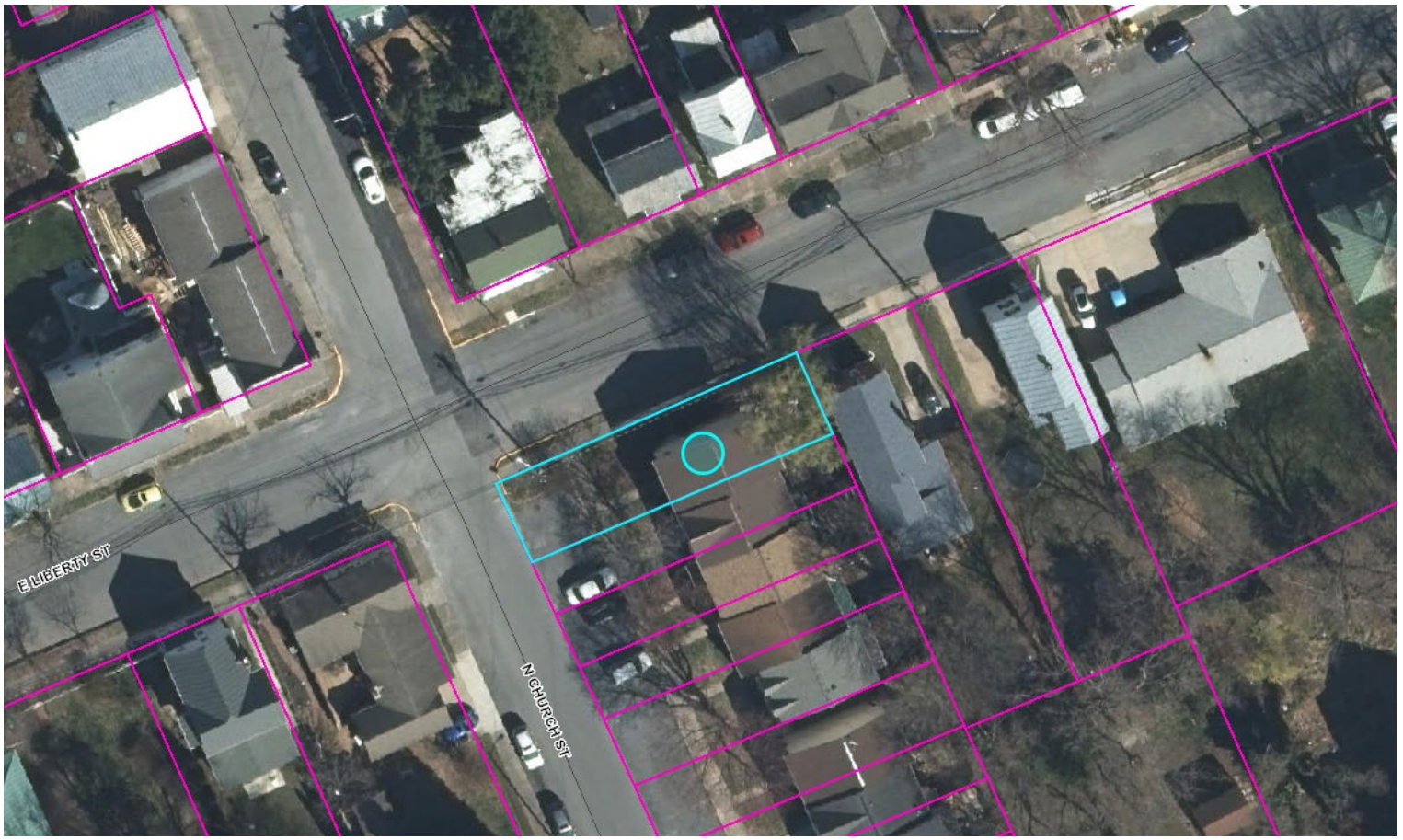

HISTORIC SURVEY BUILDING INFORMATION: Downtown Historic District.
E/S N. Church Street. Various, c. 1990. **Non-contributing.**

PROPOSAL
A request for a Certificate of Appropriateness to replace the roof, windows, siding, door, and gutters.

STRUCTURE VIEW

Undated pictures provided by applicant:

1. *Front of house, view from N. Church St.*



2. *View of side of the house from E. Liberty St.*



3. *View of the rear of the house.*



4. *Staff photograph taken March 28, 2024*



DETAILS

Roof: Re-shingle with 'Landmark Shingles – Weathered wood color'.

Gutters: New aluminum gutters to be 5 inches wide, bronze colored.

Fascia/Soffit: Wrap fascia and frieze. Install vented soffit. Color to be hearthstone or equivalent.

Siding: New vinyl siding, "Charter oak siding in flagship brown".

Windows: 7 replacement windows to be installed. Existing windows are wood or metal framed, six of the new windows to be vinyl framed and double-hung, with the other replacement being a picture window..

Doors: New steel front door, sliding glass rear door.

ORDINANCE REQUIREMENTS

None.

HISTORIC DISTRICT REQUIREMENTS

"***Retention of exterior structure surfaces is an important part of preservation*** *in the Charles Town Historic Overlay District(s).* ***The CTHLC is unlikely to approve*** *installation of any simulated* ***materials*** *on the front or side (for corner lots) of the public façade of any structure in any Charles Town Historic Overlay District(s), including stucco, aluminum or vinyl siding, stone, brick veneer, or any other surface material that was* ***unavailable or unlikely to be used at the time of construction.***" Design Review Standards, pg. 23. (emphasis added).

Roof: Changes in roofing materials and colors do not require a COA. Changes in roof shape/profile do require a COA. No proposed changes in shape/profile.

Gutters: Removal of wood cornices and concealed box gutters requires a COA. No specific requirements listed. Proposal is for new 5inch wide aluminum gutters colored bronze.

Fascia/Soffit: No specific requirements listed.

Siding: No specific requirements listed. While the HLC generally decline vinyl, this structure is a recent build and non-contributing. The proposed changes will improve the structure.

Windows: Replacement of windows visible from the primary street and/or side street shall require a COA. Deteriorated sashes and glazing should be repaired when possible; replacement shall be in kind, replicating materials and pane configuration.

Doors: Replacement door should match the original as closely as possible in panel configuration, trim profile, and any other ornamentation.

STAFF RECOMMENDATION

The structure is not contributing to the historic character of the area, and is a relatively young building, dating from the 1980s/1990s. The proposed changes will enhance the value of the house, aid in upkeep and general maintenance, and improve energy efficiency and heat retention.

Recommendation is for **Approval**.

The Commission may approve, approve with conditions, table, or deny the request.

COA Application No._____

RECEIVED
MAR 8 2024
BY:_____

CERTIFICATE OF APPROPRIATENESS APPLICATION

ZONING ORDINANCE SECTION 1322.13, HISTORIC OVERLAY DISTRICT
AND
ARTICLE 141 OF THE CHARLES TOWN CODIFIED ORDINANCE
AND
DESIGN REVIEW STANDARDS

All proposed activity must be approved by the Historic Landmarks Commission (HLC) via issuance of a Certificate of Appropriateness (COA).

Many of the activities for which a COA is required also requires building permit, which is a separate process from obtaining a COA.

If applying for the Façade Improvement Program, the "Addendum – Façade Improvement Program" will be required in addition to this application.

1. DATE March 7, 2024

2. APPLICANT'S NAME* Rooftop Designs LLC
   Address: 11601 Edmonston Rd, Bethsville, MD 20705
   Telephone Number: 301) 535 7380 Fax Number (___)
   Email Address: Jbeavan@rooftopdesigns.net
   Relationship to Owner: ___Lessee X Contractor ___Architect ___Consultant ___Other: (explain)_____

3. PROPERTY OWNER'S NAME Carolyn Butler
   Address: 127 N. Church St, Charles Town, WV 25414
   Telephone Number: (703) 307 5384 Fax Number (___)
   Email Address: lebutler16@hotmail.com

*Applicants include: Property owner(s), Engineer(s), Surveyor(s), or Consultant(s)

4. LEGAL DESCRIPTION OF THE SUBJECT PROPERTY (List all parcels that apply)

Property Address: 121 N. Church St. Charles Town, WV 25414

Tax Map # and Parcel(s): 19G3002A0026 000

Deed Book and Page #: _____

Zoning District: _____

5. DESCRIPTION OF FORMER USE(S) OF THE PROPERTY

Dwelling

6. DESCRIBE THE CURRENT OR PROPOSED USE OF THE SUBJECT PROPERTY

Dwelling

7. TYPE OF WORK:

A. X Exterior alteration or repairs.

B. _____ New Construction: 1)____Primary Structure; 2)____Garage; 3)____New Addition; 4)____Other;

C. _____Demolition: 1)____Whole Structure; 2)____Part of Structure;

D. _____Relocation of Structure

8. EXTERIOR ALTERATION OR REPAIR

A. Check all that apply for which approval of the proposed activity is requested:

Replacement Roof, Windows, Siding & Doors & Gutters

____Architectural feature (decorative ornamentation)	____Metal trim	____Iron fences
____Material changes (wood, brick, metal, etc.)	X Windows - replacement, removal, elimination or new opening	____New construction
____Roof – Change in shape/profile	____Shutters	____Additions or alterations
____Skylights or dormers	____Door and transoms	____Signs
____Masonry - cleaning, tuckpointing, removal of masonry or other changes to the masonry	____Cut stone steps	____Solar panels
____Removal of historic markings and paintings	____Security Features	____Mothballing
____Wood cornices and concealed box gutters	____Porch or deck	____Demolition
____Wood trim	____Awnings and canopies	

B. List and describe in detail all work to be done for each item checked. Include the following materials when appropriate:

1) Sketches, photographs, specifications, manufacturer's illustrations or other description of proposed changes to the building's exterior. Detailed drawings are required for major changes in architectural features.
2) If material changes are proposed, please provide a description of them. The architect's specifications or brochures may suffice; however, the Commission may request samples of new materials.

C. SIGNS:

1) See page 6 of this application for more information.
2) Signage activities are regulated under Article 1324 (Signs) and Section 1322.13 (Historic Overlay District) of the City of Charles Town's Zoning Ordinance and by extension the Design Review Standards. **All permitted sign sizes, location of placement and additional sign standards are regulated by Article 1324 and shall meet those standards.** The HLC role is to review the sign for appropriateness within the Historic Overlay District.

D. NEW CONSTRUCTION: Describe the nature of the proposed project. Include the following materials when appropriate:

1) Site plan with measured distances.
2) Elevation drawings of each façade and specifications which clearly show the exterior appearance of the project.
3) Samples or other description of materials to be used.
4) Drawings or other description of site improvements such as fences, sidewalks, lighting, pavement, decks, etc.

E. DEMOLITION OF STRUCTURE

1) Describe the structure's condition and reason for demolition.
2) Additional criteria is found in the Design Review Standards, including the need to prove economic hardship.
3) Describe the proposed reuse of the site, including drawings of any proposed new structure or landscaping.

F. RELOCATION OF STRUCTURE

1) Explain what will be moved, why, and proposed changes.
2) If a building will be moved into a district from outside, include photographs.
3) Include a site plan of the proposed location in the district and describe any site features which will be altered or may be disturbed, including foundations, walls, vegetation, etc.

G. MOTHBALLING OF STRUCTURE

1) Describe how the structure will be secured from unwanted entry.
2) Describe measures to be taken to keep the weather and pest out.
3) If the property owner will not be in the state of West Virginia, designate a local contact.
4) If any door(s) or window(s) are to be boarded up, they must be painted to look like a door or window or decals that look like door and window must be adhered to the boards on the window or door.
5) Additional criteria is found in the Design Review Standards, including the need to prove economic hardship.
6) Describe how the property will be maintained so as to not become a code violation, such yard maintenance.

DESCRIPTION OF THE PROPOSED ACTIVITY:

Re-Shingle Roof with Landmark Shingle - Weathered Wood color
New Gutters - 5inch in Bronze
Wrap fascia / New Soffit in Heartstone
New Charter Oak siding in Flagship Brown
& Replacement Windows in Heartstone
New Legacy Steel front Door
New Rear Sliding Glass Door

APPLICANT CERTIFICATION

I certify that, to the best of my knowledge, the submitted information and statements are true and correct. I also certify that I have read the relevant provisions of the Charles Town Design Review Standards pertaining to this application, Section 1322.13, of the Zoning Ordinance and for a sign request, Article 1324 of the Zoning Ordinance.

Signature of Applicant

James B Beavan III Date 3-7-24

Signature of Property Owner(s) (If different than Applicant)

Barbara Butler Date 3-7-24

Please submit an original completed petition to the following:

Zoning Administrator
City of Charles Town
101 E. Washington Street
Charles Town, WV 25414

Signs – Additional Information

ESTIMATED COST OF SIGN(S) (Excluding Labor & Installation):

SIGN CONTRACTOR:

Contractor License #: WV & City of Charles Town:

TYPE OF SIGN

Type of Sign	Check One	Type of Sign	Check One
Free Standing		Suspended	
Building Mounted		Awning	
Window Lettering		Other (List)	

Where on the property or building will the sign(s) be located?

SIGN MATERIAL:

SIGN DIMENSIONS:

Height	Width	Depth

WILL SIGN(S) BE LIGHTED? If yes, list the type of lighting to be used:

PLEASE PROVIDE PROOF OF INSURANCE (In case of sign damage) Insurance Company:

PROVIDE AN ILLUSTRATION OR PHOTOGRAPH OF THE PROPOSED SIGN(S)

FOR CITY USE ONLY

Application Number:_____ Date Application Received:_____

Zoning District: _____

Fee: $_____ Paid: $_____ Check No._____

Receipt No._____

Zoning Administrator Approval:_____ Date:_____

Historic Landmarks Commission Approval:_____Date:_____

Comments:_____

_____

_____

_____

_____

_____

ROOFTOPDESIGNS

Maryland License # 135715
DC License # 420110000184
VA License # 2705168571
WestVA License # 061483
Location: 11601 Edmonston Road
Beltsville, MD 20705
Website: www.rooftopdesigns.net
Email: info@rooftopdesigns.net
Phone: 1 (866) 245-9030

HOME REMODELING SALE & INSTALLATION AGREEMENT

BUYER #1 NAME			DATE OF AGREEMENT
Carolyn Butler			12/30/23
BUYER #1 HOME PHONE	BUYER #1 CELL PHONE	BUYER #1 EMAIL ADDRESS	
703 768 8339	703-307-5384 primary	lebutler16@hotmail.com	
INSTALLATION STREET ADDRESS	CITY, STATE AND ZIP CODE		
121 N Church St	Charles Town, WV 25414		
BUYER #2 NAME	BUYER #2 CELL PHONE	BUYER #2 EMAIL ADDRESS	

The Buyer(s) listed above hereby jointly and severally agree to purchase the goods and/or services listed below and on the accompanying addendum, in accordance with the prices and terms described on the front and reverse of this Agreement, and Buyer(s) have requested that such goods or services be installed or provided at Buyer's address listed above. Roof Top Designs, LLC ("Contractor"), hereby agrees to install or cause to be installed the products or services listed in this Agreement at the Buyer(s) address written above. Buyer(s) agree to sign a completion certificate upon completion of the installation of goods. Detailed descriptions for all products are contained in the accompanying addendum to this Agreement.

Total Purchase Price	$ 27690
Deposit with Order	$ 0
Amount Due on Start of Work	$ 0
Amount Due on Substantial Completion	$ 0
Amount Financed	$ 27690

Method of Payment:
☐ Cash ☐ Check ☐ Credit Card
Credit Card # _____
CV2 # _____ Exp Date _____

Estimated Starting Date 8-10 wks Estimated Completion Date 8-10 wks

Do not sign this agreement if blank. You are entitled to a copy of this agreement at the time you sign it.

It is agreed and understood by and between the parties that this Agreement, front and back and any addendum, constitute the entire understanding between the parties, and there are no verbal understandings, changing or modifying any of the terms of this Agreement. Buyer(s) hereby acknowledge that Buyer(s) has read the front and the reverse of this Agreement and has received a completed, signed and dated copy of this Agreement, including the two attached Notice of Cancellation forms, on the date first written above. Buyer(s) acknowledge that they were orally informed of their right to cancel this transaction, and if this transaction occurred in Virginia, that Buyers(s) has received a completed Virginia Statement of Protections.

Roof Top Designs, LLC
By: _____
Signature
William Strohl
Print Name (Address listed on top of Agreement)

113366
Product Specialist's Lic. Number (if applicable)

Buyer(s)
By: _____
Signature
Carolyn S. Butler
Print Name

_____
Signature
_____
Print Name

You, the buyer, may cancel this transaction at any time prior to midnight of the third business day after the date of this transaction (or if a Maryland resident, prior to midnight of the fifth business day after the date of this transaction, or midnight of the seventh business day after the date of this transaction if you are a Maryland resident who is at least 65 years old). See the attached notice of cancellation form for an explanation of this right.

(Maryland Sales Only): I Carolyn Butler (Print Name) have been provided oral notices that I have the right to cancel this transaction, without any penalty or obligation, within five(5) business days within the date of the transaction specified on the notice of cancelation or if I am at least 65 years old within seven (7) business days from the date of transaction specified on the notice of cancelation. ☑Check if Buyer is at least 65 years old **Buyer Signature:** _____

NOTICE OF CANCELLATION Date of Transaction 12/30/23 You may CANCEL this transaction, without any Penalty or Obligation, within THREE BUSINESS DAYS from the above date (or if a resident of Maryland, within five business days from the above date or within seven business days if you are a Maryland resident who is at least 65 years old). If you cancel, any property traded in, any payments made by you under the contract or sale, and any negotiable instrument executed by you will be returned within TEN BUSINESS DAYS following receipt by the seller of your cancellation notice, and any security interest arising out of the transaction will be canceled. If you cancel, you must make available to the seller at your residence, in substantially as good condition as when received, any goods delivered to you under this contract or sale or you may, if you wish, comply with the instructions of the seller regarding the return shipment of the goods at the seller's expense and risk. If you do make the goods available to the seller and the seller does not pick them up within 20 days of the date of your notice of cancellation, you may retain or dispose of the goods without any further obligation. If you fail to make the goods available to the seller, or if you agree to return the goods to the seller and fail to do so, then you remain liable for performance of all obligations under the contract. To cancel this transaction, mail or deliver a signed and dated copy of this cancellation notice or any other written notice, or send a telegram, to Roof Top Designs, LLC, at 11601 Edmonston Road Beltsville, MD 20705, NOT LATER THAN MIDNIGHT OF 1/4/24 (DATE)

_____ Date _____
Client Signature

NOTICE OF CANCELLATION Date of Transaction 12/30/23 You may CANCEL this transaction, without any Penalty or Obligation, within THREE BUSINESS DAYS from the above date (or if a resident of Maryland, within five business days from the above date or within seven business days if you are a Maryland resident who is at least 65 years old). If you cancel, any property traded in, any payments made by you under the contract or sale, and any negotiable instrument executed by you will be returned within TEN BUSINESS DAYS following receipt by the seller of your cancellation notice, and any security interest arising out of the transaction will be canceled. If you cancel, you must make available to the seller at your residence, in substantially as good condition as when received, any goods delivered to you under this contract or sale or you may, if you wish, comply with the instructions of the seller regarding the return shipment of the goods at the seller's expense and risk. If you do make the goods available to the seller and the seller does not pick them up within 20 days of the date of your notice of cancellation, you may retain or dispose of the goods without any further obligation. If you fail to make the goods available to the seller, or if you agree to return the goods to the seller and fail to do so, then you remain liable for performance of all obligations under the contract. To cancel this transaction, mail or deliver a signed and dated copy of this cancellation notice or any other written notice, or send a telegram, to Roof Top Designs, LLC, at 11601 Edmonston Road Beltsville, MD 20705, NOT LATER THAN MIDNIGHT OF 1/4/24 (DATE)

_____ Date _____
Client Signature

ROOF TOP DESIGNS

Maryland License # 135735
DC License # 420118000186
VA License # 2705168571
WestVA License # 061683
Location: 11601 Edmonston Road
Beltsville MD 20705
Website: www.rooftopdesigns.net
Email: Info@rooftopdesigns.net
Phone: 1 (866) 245-9040

Accessory Addendum

BUYER #1 NAME			DATE OF AGREEMENT
Carolyn Butler			12/30/23
BUYER #1 HOME PHONE	BUYER #1 CELL PHONE	BUYER #1 EMAIL ADDRESS	
703 768 8334	703 307 5389	lcbutler16@hotmail.com	
INSTALLATION STREET ADDRESS	CITY, STATE AND ZIP CODE		
121 N Church St	Charlestown, WV 25414		
BUYER #2 NAME	BUYER #2 CELL PHONE	BUYER #2 EMAIL ADDRESS	

The Buyer(s) listed above hereby jointly and severally agree to purchase the goods and/or services listed below, in accordance with the prices and terms described on this Addendum and the front and reverse of the accompanying Home Remodeling Sale and Installation Agreement, of which this Addendum is a part.

Roof Top Designs, LLC (herein called "Seller") proposes to furnish, deliver and install for the above Buyer(s) (whether one or more herein called "Buyer") all materials necessary to improve the premises located at the above address ("Property") according to the following specifications:

- ☑ 1) Obtain all necessary insurance
- ☑ 2) Arrange for Pre-Installation Inspection if necessary
- ☑ 3) Clean up and dispose of job-related debris
- ☑ 4) Roof Top Designs is not responsible for any electrical work.

VENTILATION ☒ N/A
SmartVent ☐ Yes ☒ No Linear ft. _____

GUTTERS ☐ NO GUTTER WORK TO BE DONE
☒ 5" Gutters 2" x 3" downs 80 FT Color bronze Gutter Cover ☐ Yes ☒ No FT
☐ 6" Gutters 3" x 4" downs FT Color
Rain Diverters ☐ Yes ☒ No (If yes) QTY _____

TRIM ☐ NO TRIM WORK TO BE DONE

Replace Fascia	☐ Yes ☒ No	FT	Size	
Replace Rake	☐ Yes ☒ No	FT	Size 2"	
Replace Frieze	☐ Yes ☒ No	FT	Size	
Wrap Fascia	☒ Yes ☐ No	FT	Size 7"	Color heritage/equinox
Wrap Rake	☒ Yes ☐ No	FT	Size 7"	Color heritage/equinox
Wrap Frieze	☒ Yes ☐ No	FT	Size 10"	Color heritage/equinox
Install Vented Soffit	☒ Yes ☐ No	FT	Size 18" 24"	Color heritage/equinox
Porch Ceiling Soffit	☐ Yes ☐ No	Squares		Color

INSULATION ☒ NO INSULATION TO BE DONE
Remove Existing ☐ Yes ☐ No ☐ 7.5 inch ☐ 12 inch ☐ 15 inch ☐ 18.5 inch

EXISTING GUTTER AND GUARD SYSTEMS: ROOF TOP DESIGN, LLC IS NOT LIABLE FOR ANY GUTTERS/GUARD SYSTEMS INSTALLED BY ANOTHER COMPANY AND NOT TAKEN DOWN PRIOR TO INSTALLATION OF THE NEW ROOF.
Initial _____

Additional Information or Remarks:

Total Purchase Price	$ 27690
Deposit with Order	$ 0
Amount Due on Start of Work	$ 0
Amt. Due on Substantial Completion	$ 0
Amount Financed	$ 27690

The estimated date of commencement of the work is 3-10-24 and the estimated completion date is 3-10-24. The project is contingent upon obtaining ☒ approved financing ☐ permits ☐ HOA approval ☐ _____ within _____ days.

Roof Top Designs, LLC
By: _____
Signature
William Strohl 113366
Printed Name Lic. Number

Buyer(s)
Carolyn S. Butler
Printed Name
Carolyn S. Butler
Signature

Maryland License # 135735
DC License # 420218000186
VA License # 2705168571
Location: 11601 Edmonston Road
Beltsville, MD 20705
Website: www.rooftopdesigns.net
Email: Info@rooftopdesigns.net
Phone: 410-790-6153

ROOFTOPDESIGNS

Window Addendum

BUYER #1 NAME			DATE OF AGREEMENT
Carolyn Butler			12/30/23
BUYER #1 HOME PHONE	BUYER #1 CELL PHONE	BUYER #1 EMAIL ADDRESS	
703-768-8334	703-307-5384 primary	lebutler16@hotmail.com	
INSTALLATION STREET ADDRESS	CITY, STATE AND ZIP CODE		
121 N Church St	Charlestown, WV 25414		
BUYER #2 NAME	BUYER #2 CELL PHONE	BUYER #2 EMAIL ADDRESS	

The Buyer(s) listed above hereby jointly and severally agree to purchase the goods and/or services listed below, in accordance with the prices and terms described on this Addendum and the front and the reverse of the accompanying Home Remodeling Sale and Installation Agreement, of which this Addendum is a part.

Roof Top Designs (herein called "Seller") proposes to furnish, deliver and install for the above Buyer(s) (whether one or more, herein called "Buyer") all materials necessary to improve the premises located at the above address (the "Property") according to the following specifications:

- ☑ 1) Obtain all necessary insurance.
- ☑ 2) Arrange for Pre-Installation inspection.
- ☑ 3) Prep individual work areas. (Homeowner is responsible to remove blinds, drapes, furniture, security systems and any special items.)
- ☑ 4) Carefully extract existing windows and prepare opening for new vinyl windows.
- ☑ 5) Install new vinyl window(s) into existing opening.
- ☑ 6) Square up/adjust new vinyl window(s).
- ☑ 7) Insulate perimeter of window(s) with fiberglass, if necessary.
- ☑ 8) Custom wrap wood exterior with PVC coated aluminum coil stock.
- ☑ 9) Caulk interior and exterior of window(s) with latex caulking (1 year warranty) OR ☐ Caulk with OSI maintenance free lifetime caulk. OSI can produce a strong odor that can last for up to 10 days.
- ☐ 10) Clean up and remove old window(s) and debris and dispose.

Brand of windows: Aspect Qty: 1 pic; Qty: 6 DH; Qty: 1 SGD
Total # of windows: 8
(specialty windows count as 1 unit)
Color: ☑ White ☐ Tan ☐ Brown ☐ Bronze ☐ White inside painted outside
(windows available on color throughout)
Grids: ☐ Yes or ☑ No Qty
Grid Style: ☐ Standard ☐ Contoured ☐ Diamond
Exterior Trim Color: ☐ White ☐ Musket Brown ☑ Custom hearthstone/eggshell
(Double Hung) Screens: ☐ Full or ☐ Half
Bay/Bow Windows Flankers: ☐ Dbl Hung or ☐ Casements

Obscured Glass:
☐ Top ☐ Bottom ☐ Both ☐ Location
Tempered Glass:
☐ Top ☐ Bottom ☐ Both ☐ Location
Special Carpentry Work:
Number of Mullion Removals
Number of Sill Repairs
Recase Interior Moldings
Finger Joint or Mitered
Recase Exterior Moldings
Complete Reframe: Qty
R&R or around Burglar bars
Qty: ☐ Welded ☐ Screwed
Air Conditioner(s):
☐ Removed ☐ R&R ☐ Owner Remove
(RTD not responsible for units that won't fit new window): Qty
SGD Handle ☑ Truth SGD Handle Finish: ☐ BB ☐ AB ☐ SN ☑ White (Truth ONLY) SGD Locks: ☐ Hook ☐ Foot

Window	Room	Brand	Type	# of panes D or T	United Inches	Existing Window Metal Vinyl Wood	Color W T B	Grid Pattern	Glass Pack
1	LR	Aspect	DH	D	72	W	W	Ø	DLA
2	LR	Aspect	DH	D	72	W	W	Ø	DLA
3	LR	Aspect	Pic	D	93	W	W	Ø	DLA
4	BR1	Aspect	DH	D	84	W	W	Ø	DLA
5	BR1	Aspect	DH	D	84	W	W	Ø	DLA
6	BR2	Aspect	DH	D	84	W	W	Ø	DLA
7	BR3	Aspect	DH	D	84	W	W	Ø	DLA
8	Kitchen	Aspect	SGD	D	6'	M	W	Ø	DLA
9									
10									
11									
12									
13									
14									

Additional Information of Remarks:	Total Contract Price	27690
Rooftop Designs is also installing Legacy steel door, 008 style as specified in entry link #11018519	Deposit with Order	Ø
	Due on Day of Substantial Completion	Ø
	And/or Balance Financed	27690

The estimate date of commencement of the work is 8-10wks and the estimated completion date is 8-10wks. This projection is contingent upon obtaining ☑ approved financing ☐ permits ☐ HOA approval ☐ _____ within _____ days.

Buyer agrees to pay for the goods, services and installation referred to above in accordance with the terms of this Agreement.

It is agreed and understood by and between the parties that this Addendum, along with the Home Remodeling Sale and Installation Agreement, constitutes the entire understanding between the parties, and there are no verbal understanding changing or modifying any of the terms. This agreement may not be changed or its terms modified or varied in any way unless such changes are in writing and signed by both the Buyer(s) and the Contractor. Buyer(s) hereby acknowledge that Buyer(s) has read this Addendum.

Roof Top Designs, LLC
By: _____
Signature
William Strohl
Printed Name
113366
Lic. Number

Buyer(s)
By: _____
Print Name Carolyn S. Butler
Signature _____

ROOFING BREAKDOWN

Client: Carolyn Butler Date Sold: 12/30/23 Sales/Self $ 207

Volume Split: _____ Commission $ 425 Job#: _____ Sales Rep: Will Strohl

ROOFING	PER	QTY	PRICE	TOTAL LIST PRICE	
ADMIN FEE/PASS THROUGH(Discountable)	SALE	1	$1,350.00 If under 14 SQ $1,100.00 If 14 SQ and over	1350	INCLUDES PERMIT/ UP TO 4 SHEETS DAMAGED ROOF SHEATHING
Belmont	Square		$1,425.00		
Landmark Pro	Square		$1035.00		
Landmark	Square	9	$1005.00	9045	
IKO Dynasty - no discount 2% commission	Square		$460.00		
Landmark ClimaFlex(chicago only)	Square		$1045.00		
Metal valley	Lin ft		$35		
FLAT					
Flat Roof/GTA Flintastic/Sloped ISO (Tear Off)	Square		$2,085.00		
Flat Roof/ Torch (No Tear Off, Layover)	Square		$1,340.00		
Wall Capping (For Tear Off Only)	Lin ft.		$24.00		
ADD ONS					
Edgevent ,Smart Vent, Drip Edge Vent	Lin ft.		$35.00		
Skylights-fixed	Per Unit		$1,955.00		
Skylight Flashing Kit (When not replacing actual skylight)	Per Unit		$500.00		
Midwest Dump Fee	**Square**		**$60.00**		manual skylight add $1450 solar skylight add $3970 solar blinds add $1350
3'x3' Chimney Flashing (If larger double)	Per Unit		$450.00		
Per Additional Layer / Cedar or Slate removal	Square		$60.00 / $150.00		
No Walkable (7/12- 9/12)	Square		$60.00		
Mansard (10/12, 11/12, 12/12) Pitch	Square		$120.00		
Winterguard (2/12-3/12)	2 sq roll		$245.00		
Solar or Replace Electric Attic Fan	Per Unit		$1,600.00		
GUTTER, SOFFIT, FASCIA FRIEZE (TRIM) MINIMUM $1000 RETAIL					
5" Gutters and 2" x 3" Downspouts	Lin Ft.		$18.00		
6" Gutters and 3" x 4" Downspouts	Lin Ft.		$21.00		
LeafAway 5.5" Gutter	Lin Ft.		$32.00		
Rino Guard 5"/6"	Lin Ft.		$21.00		
Vinyl Soffit (Solid or Vented) 0"-12"	Lin Ft.		$18.00		
Vinyl Soffit (Solid or Vented) 13"-24"	Lin Ft.		$27.00		
WRAP- Fascia, Rake, Frieze (0"-7")	Lin Ft.		$18.00		
WRAP- Fascia, Rake, Frieze (8"-18")	Lin Ft.		$27.00		
WRAP- Return Box	Each		$37.00		
WOOD					
Replace Fascia, Rake, Frieze 0"-7"	Lin Ft.		$18.00		
Replace Fascia, Rake, Frieze 8"-18"	Lin Ft.		$27.00		
Truss Repair	Lin Ft.		$27.00		
Decking 1/2 CDX (4'-8' Sheet, 3 Sheets Per Sq)	Sheet		$165.00		
MISC.					
3" circle vents (wood soffit only)	each		$15.00 every 2 ft		
Fake Metal Chimney replaced	each		$1400		
ADJUSTMENTS					
Total List Price				10395	
Contract Price				5198	
Percentage (Contract price divided by list price)					
Commision % times above line					
Sales Gen 4%, Self Gen 10%, Commisions(Only 1 applies)					

Commission	Off
20%	30%
16%	35%
12%	40%
8%	45%
4%	50%
$100	55%

Alside

* Proposal *

ProVia THE PROFESSIONAL WAY

Quote# 11018519

Status **Unsubmitted Order**

PO Number

Job Name #5820 BUTLER REN WV

Submit Order

SHIP-TO - 200340 | Change | Attn
ALSIDE SUPPLY #167
8729 RITCHIE DR
CAPITOL HEIGHTS, MD 20743

301-499-6500
301-499-6508 FAX
http://www.alside.com

CUSTOMER:
Rooftop Design
ssmith@rooftopdesigns.net

User 1: William Strohl
Enter Date: 12/30/2023
Order Type: Quote
Ship Via: TRUCK

See the Order Fulfillment Prediction Model for order fulfillment expectations for new orders.
When this order is submitted and processed, a predicted fulfillment timeframe will be applied and revised throughout the life of the order.

	Line	Product and Price Details	Qty	Sell Price
 Due to variances in color and manufacturing process, image shown may vary from final product. Refer to color samples when making color selection.	1	**VINYL PRIME WINDOW** - 509 - Picture Window Base Price - Perimeter Insulation Wrap - Triple Strength Glass **- Product Options -** - Aspect Window - AP500 Series - 509 - Picture Window - White - Exact Size: 39 3/4" x 53 1/4" - Polyfoam Wrap (Four-sided) - Head Expander and Sill Extender - ComforTech DLA - Triple Strength Glass - 3/4" IG Thickness TAG # LR	1	



Due to variances in color and manufacturing process, image shown may vary from final product. Refer to color samples when making color selection.

4 **VINYL PRIME WINDOW**

- 501 - Double Hung Base Price
- Perimeter Insulation Wrap
- **Product Options -**
- Aspect Window - AP500 Series
- 501 - Double Hung
- White
- Exact Size: 31 3/4" x 53 1/4"
- Constant Force Roller Tilt Balance System
- Snap-In Frame Sash Stops
- Double Profile SA Locks
- White Hardware
- INNERGY Thermal Sash Reinforcement
- Roll Form Bottom Screen (White) with BetterVue Screen Mesh
- Polyfoam Wrap (Four-sided)
- Head Expander and Sill Extender
- ComforTech DLA
- Single Strength Glass
- 3/4" IG Thickness

TAG # BR3

1 [redacted]



Outside Looking In
Due to variances in color and manufacturing process, image shown may vary from final product. Refer to color samples when making color selection.

5 **VINYL PATIO DOOR**

- 5412 Aspect 2-Lite Patio Door Base Price
- **Product Options -**
- Aspect 5412 Aspect 2-Lite Patio Door
- Standard Size: 72" x 80"
- Unit Size: 70 7/8" x 79 1/2"
- Left Hand Operable - Left Door Active (OSLI)
- White Inside/Outside
- Aspect White Multi-Point Handleset
- Top Hung Screen with BetterVue Screen Mesh
- Fully Assembled Unit
- Footlock
- Glass for Entire Unit:
- ComforTech DLA
- Double Strength Glass (Tempered)

TAG # BACK

1 [redacted]

ProVia's Terms & Conditions:
Prices are valid for 30 days.
Terms and Conditions of Sale - www.provia.com/terms






121
121