



**AGENDA  
CITY OF ALLEN  
CITY COUNCIL REGULAR MEETING  
TUESDAY, FEBRUARY 14, 2023 – 7:00 PM  
CITY COUNCIL CHAMBERS  
ALLEN CITY HALL  
305 CENTURY PARKWAY  
ALLEN, TEXAS 75013**

**1. Call to Order and Announce a Quorum is Present.**

**2. Pledge of Allegiance.**

**3. Public Recognition.**

**4. Citizens' Comments.**

*[The City Council invites citizens to speak to the Council on any topic, not on the agenda or not already scheduled for Public Hearing. Prior to the meeting, please complete a "Public Meeting Appearance Card" and present it to the City Secretary. The time limit is three minutes per speaker, not to exceed a total of fifteen minutes for all speakers.]*

**5. Consent Agenda.**

*[Routine Council business. Consent Agenda is approved by a single majority vote. Items may be removed for open discussion by a request from a Councilmember or member of staff.]*

5.1 Approve Minutes of the January 24, 2023, Regular City Council Meeting and the January 28, 2023, City Council Called Meeting for Strategic Planning.

5.2 Adopt a Resolution ordering the May 6, 2023, Joint General Election and authorize the City Manager to enter into a Joint General Election Services Contract with the Elections Administrator of Collin County.

5.3 Adopt a Resolution establishing application fees relating to development of property in the Downtown District pursuant to Allen Land Development Code section 4.08.19, as amended.

5.4 Adopt a Resolution supporting legislation to authorize the City of Allen, Texas to receive certain tax revenues from a qualified hotel project.

5.5 Authorize the City Manager to purchase Motorola Portable Radios for the Allen Fire Department from Motorola Solutions for \$800,000.

5.6 Authorize the City Manager to execute a contract with Interior Resources Group, for the purchase of furniture at the Stephen G. Terrell Recreation Center for \$575,533.

5.7 Receive the Quarterly Investment Report for period ending December 31, 2022.

5.8 Receive the Quarterly Financial Report for period ending December 31, 2022.

5.9 Motion to cancel the March 28, 2023, Regular City Council meeting.

**6. Regular Agenda.**

6.1 Conduct a Public Hearing and adopt an Ordinance to amend the development regulations of Planned Development No. 54 with a base zoning of Community Facilities and adopt a Concept Plan, Building Elevations, and Landscape Plan for a Property generally located southwest of Exchange Parkway and Junction Drive. [Medical Offices - NTMWD]

**7. Other Business.**

*[Council announcements regarding local civic and charitable events, meetings, fundraisers, and awards.]*

7.1 Calendar.

7.2 Items of Interest.

**8. Executive Session (As needed).**

*Legal, Section 551.071.*

*As authorized by Section 551.071(2) of the Texas Government Code, the Workshop Meeting and/or the Regular Agenda may be Convened into Closed Executive Session for the Purpose of Seeking Confidential Legal Advice from the City Attorney on any Agenda Item Listed Herein. (Closed to Public as Provided in the Texas Government Code.)*

8.1 Texas Government Code Section 551.074 Personnel Deliberation:

- Discussion of appointments to the Planning and Zoning Commission, Board of Adjustment, and Allen Community Development Corporation or other Quasi-Judicial Boards as may be necessary.

8.2 Reconvene and consider action on items resulting from Executive Session.

**9. Adjournment.**

*This notice was posted at Allen City Hall, 305 Century Parkway, Allen, Texas, at a place convenient and readily accessible to the public at all times. Said notice was posted on Friday, February 10, 2023, at 5:00 p.m.*

---

*Shelley B. George, City Secretary*

*Allen City Hall is wheelchair accessible. Access to the building and special parking are available at the entrance facing Century Parkway. Requests for sign interpreters or special services must be received forty-eight (48) hours prior to the meeting time by calling the City Secretary at 214.509.4105.*

**CITY COUNCIL REGULAR MEETING AGENDA COMMUNICATION**

**AGENDA DATE:** February 14, 2023

**AGENDA CAPTION:** Approve Minutes of the January 24, 2023, Regular City Council Meeting and the January 28, 2023, City Council Called Meeting for Strategic Planning.

**STAFF RESOURCE:** Shelley B. George, City Secretary

**STRATEGIC PLANNING GOAL:** Financially Sound and Transparent City Government.

**ATTACHMENT(S)**

[Minutes](#)  
[Minutes](#)

**ALLEN CITY COUNCIL**

**REGULAR MEETING**

**JANUARY 24, 2023**

**Present:**

**Allen City Council:**

Kenneth M. Fulk, Mayor  
Chris Schulmeister, Mayor Pro Tem  
Daren Meis  
Carl Clemencich  
Dave Cornette  
Dave Shafer  
Ben Trahan

**City Staff:**

Eric Ellwanger, City Manager  
Eric Strong, Deputy City Manager  
Tim Dentler, Assistant City Manager  
Rebecca Vice, Assistant City Manager  
Shelley B. George, City Secretary  
Teresa Warren, Director, Public and Media Relations  
Rocio Gonzalez, Deputy City Secretary (absent)  
Pete Smith, City Attorney

**Workshop Session**

---

**1. Call to Order and Announce a Quorum is Present**

With a quorum of the Allen City Council present, the Workshop of the Allen City Council was called to order by Mayor Fulk at 6:00 p.m. on Tuesday, January 24, 2023, in the Basement Meeting Rooms of Allen City Hall, 305 Century Parkway, Allen, Texas.

**2. Discussion Items**

**2.1 Analysis of Neighborhood Stabilization and Decline.**

**2.2 Residential Sidewalk Program.**

**2.3 Committee updates from City Council Liaisons.**

**2.4 Questions on the current Agenda.**

**3. Adjourn to Regular Meeting**

With no further discussion, Mayor Fulk adjourned the Workshop of the Allen City Council at 6:50 p.m. on Tuesday, January 24, 2023, in the Basement Meeting Rooms of Allen City Hall, 305 Century Parkway, Allen, Texas.

**Regular Meeting**

---

**1. Call to Order and Announce a Quorum is Present**

With a quorum of the Allen City Council present, the Regular Meeting of the Allen City Council was called to order by Mayor Fulk at 7:00 p.m. on Tuesday, January 24, 2023, in the City Council Chambers of Allen City Hall, 305 Century Parkway, Allen, Texas.

**2. Pledge of Allegiance**

**3. Public Recognition**

**3.1 Presentation of Proclamations by the Office of the Mayor.**

- **Live Fit Allen Month**

**4. Citizens' Comments**

Mayor Fulk recognized Boy Scouts from Troop 79 in attendance for the Citizenship in the Community merit badge.

**5. Consent Agenda**

**MOTION:** Upon a motion made by Councilmember Clemencich and a second by Councilmember Meis, the Council voted seven (7) for and none (0) opposed to approve all items on the Consent Agenda as follows:

**5.1 Approve Minutes of the January 10, 2023, Regular City Council Meeting.**

**5.2 Adopt a Resolution changing the name of Don Rodenbaugh Natatorium to Don Rodenbaugh Aquatics Center.**

**RESOLUTION NO. 3978-1-23(R):** A RESOLUTION OF THE CITY COUNCIL OF THE CITY OF ALLEN, COLLIN COUNTY, TEXAS, RENAMING THE “DON RODENBAUGH NATATORIUM” THE “DON RODENBAUGH AQUATICS CENTER”; AND PROVIDING AN EFFECTIVE DATE.

**5.3 Adopt a Resolution renaming Jupiter Park as the Bark Yard.**

**RESOLUTION NO. 3979-1-23(R):** A RESOLUTION OF THE CITY COUNCIL OF THE CITY OF ALLEN, COLLIN COUNTY, TEXAS, RENAMING AND REPURPOSING “JUPITER PARK” TO THE “BARK YARD”; AND PROVIDING AN EFFECTIVE DATE.

**5.4 Adopt a Resolution authorizing the City Manager to negotiate and execute a Water Easement and Temporary Construction Easement Agreement with the City of Plano across the Courses at Watters Creek.**

**RESOLUTION NO. 3980-1-23(R):** A RESOLUTION OF THE CITY COUNCIL OF THE CITY OF ALLEN, COLLIN COUNTY, TEXAS, AUTHORIZING THE CITY MANAGER

TO NEGOTIATE AND EXECUTE A WATER EASEMENT AND TEMPORARY CONSTRUCTION EASEMENT AGREEMENT WITH THE CITY OF PLANO ACROSS THE COURSES AT WATTERS CREEK; AND PROVIDING AN EFFECTIVE DATE.

- 5.5 Award Bid and authorize the City Manager to execute an agreement with Sweeping Corporation of America, LLC, for annual street sweeping services for \$150,000 with an option for two (2) one-year renewals.
- 5.6 Award bid and authorize the City Manager to execute an agreement with Alderink Enterprises, Inc., dba CI Pavement for the 2023 Street and Alley Rehabilitation Project for \$1,994,991.
- 5.7 Award Bid and authorize the City Manager to execute an agreement with Criterion Contractors, Inc., for the construction of the Allen City Media Production Center for \$1,067,360.
- 5.8 Authorize the City Manager to execute an agreement with Direct Access to prepare the Parks and Recreation Americans with Disabilities Act Transition Plan for \$136,000.
- 5.9 Accept resignation of Tommy Baril and declare a vacancy in Place No. 6 on the Allen Community Development Corporation Board.
- 5.10 Accept resignation of Todd Price and declare a vacancy in Place No. 4 on the Planning and Zoning Commission.

The motion carried.

6. **Regular Agenda**

7. **Other Business**

7.1 **Calendar.**

- January 28, 2023 - City Council Strategic Planning Session, 9 a.m., Hilton Garden Inn

7.2 **Items of Interest.**

- Council wished happy birthday to Councilmember Cornette.
- Mayor Pro Tem Schulmeister encouraged the community to attend the Police vs. Fire Charity Hockey Game benefitting the Allen Public Safety Fund on February 18.
- Mayor Fulk announced that the Allen Parks Foundation and Public Safety Fund would have information booths at the February 18 hockey game.
- Mayor Fulk announced All Community Outreach as his Charity of the Month.

Mayor Fulk recessed the Regular Agenda at 7:12 p.m. and announced the Executive Session.

8. **Executive Session**

In accordance with the Texas Government Code, the Allen City Council convened into Executive Session at 7:21 p.m. on Tuesday, January 24, 2023, in the Council Conference Room of the Allen City Hall, 305 Century Parkway, Allen, Texas, in order to discuss matters pertaining to:

**8.1 Personnel Pursuant to Section 551.074 of the Texas Government Code.**

- Annual Performance Evaluation of the City Manager.

The Executive Session adjourned at 8:39 p.m. on Tuesday, January 24, 2023.

**8.2 Reconvene and Consider Action on Items Resulting from Executive Session.**

The Allen City Council reconvened into the Regular Meeting at 8:41 p.m. on Tuesday, January 24, 2023, in the City Council Chambers of Allen City Hall, 305 Century Parkway, Allen, Texas. The following action was taken on items discussed during Executive Session.

**MOTION:** Upon a motion made by Councilmember Clemencich and a second by Councilmember Cornette, the Council voted seven (7) for and none (0) opposed authorizing Mayor Fulk to negotiate and execute an amendment to the City Manager's employment agreement to increase the City Manager's base salary and the amount of City match for his deferred compensation plan consistent with discussion held in the Executive Session. The motion carried.

**Adjournment**

Mayor Fulk adjourned the Regular Meeting of the Allen City Council at 8:43 p.m. on Tuesday, January 24, 2023.

These minutes were approved on the 14<sup>th</sup> day of February 2023.

**APPROVED:**

---

**Kenneth M. Fulk, MAYOR**

**ATTEST:**

---

**Shelley B. George, TRMC, CITY SECRETARY**

**ALLEN CITY COUNCIL**  
**SPECIAL CALLED WORKSHOP**  
**JANUARY 28, 2023**

**Present:**

Kenneth M. Fulk, Mayor

**Councilmembers:**

Chris Schulmeister, Mayor Pro Tem  
Daren Meis  
Carl Clemencich  
Dave Cornette  
Dave Shafer  
Ben Trahan

**City Staff:**

Eric Ellwanger, City Manager  
Eric Strong, Deputy City Manager  
Tim Dentler, Assistant City Manager  
Rebecca Vice, Assistant City Manager  
Shelley B. George, City Secretary  
Pete Smith, City Attorney  
Pete Phillis, Chief Financial Officer  
Mark Davies, Assistant Chief Financial Officer  
Marc Kurbansade, Community Development  
Director  
Karen Cromwell, Convention and Visitors Bureau  
Director  
Chris Flanigan, Engineering Director  
Joseph Cotton, Engineering Assistant Director

Dan Bowman, Economic Development Executive  
Director  
Jon Boyd, Fire Chief  
Monika Kretschmer, Human Resources Director  
Eric Matthews, Information Technology Director  
Jeff Timbs, Library Director  
Kate Meacham, Parks and Recreation Director  
Brian Harvey, Police Chief  
Teresa Warren, Public and Media Relations Office  
Director

**Facilitator:**

Dr. Scott Willingham, SGR

**Call to Order and Announce a Quorum is Present**

With a quorum of the Allen City Council present, the Special Called Workshop of the Allen City Council was called to order by Mayor Fulk at 9:00 a.m. on Saturday, January 28, 2023, in the Allen Ballrooms 1, 2, and 3 at the Hilton Garden Inn, 705 Central Expressway South, Allen, Texas 75013.

**1. Introduction and Workshop Overview.**

Mayor Fulk and Mr. Ellwanger welcomed everyone and provided an introduction for the planned discussion for the Workshop with Council.

**2. Refresh of the Five Strategic Goals.**

Dr. Willingham facilitated a discussion on the Strategic Goals set by the Council in 2022.

**Goal 1 – Financially sound and transparent City government.**

- Goal 2 – Safe and livable community for all.
- Goal 3 – Vibrant community with lively destinations and successful commercial centers.
- Goal 4 – High-performing team providing resident-focused services.
- Goal 5 – Engaged and connected Allen community.

**3. General Discussion Regarding City Council’s 2023 Strategic Priorities.**

Council discussed specific topics to be addressed in future briefings and/or added to Strategic Plan 2023. These included:

- Homestead Exemptions
- Future Community Development Corporation Direction
- Future Bond Program

**4. Recap Workshop Discussions.**

**Executive Session.**

The Executive Session was not held.

**Adjournment.**

Mayor Fulk adjourned the Special Called Workshop of the Allen City Council at 3:07 p.m. on Saturday, January 28, 2023. The motion carried.

These minutes approved on the 14<sup>th</sup> day of February 2023.

**APPROVED:**

---

**Kenneth M. Fulk, MAYOR**

**ATTEST:**

---

**Shelley B. George, TRMC, CITY SECRETARY**

**CITY COUNCIL REGULAR MEETING AGENDA COMMUNICATION**

**AGENDA DATE:** February 14, 2023

**AGENDA CAPTION:** Adopt a Resolution ordering the May 6, 2023, Joint General Election and authorize the City Manager to enter into a Joint General Election Services Contract with the Elections Administrator of Collin County.

**STAFF RESOURCE:** Shelley B. George, City Secretary

**STRATEGIC PLANNING GOAL:** Financially Sound and Transparent City Government.

**BACKGROUND**

In accordance with Texas Election Law, the Allen City Council is responsible for ordering the General Election to be held on the first Saturday in May for the purpose of electing the Mayor and Councilmember for Place No. 2.

The order of the Joint General Election is shown in the form of the attached Resolution. The Resolution also authorizes the City Manager to enter into a Joint Election Services Contract with the Elections Administrator of Collin County to provide joint election services for the May 6, 2023, General Election. Also included are the Election Services Contract Exhibits: Exhibit A - Early Voting Locations; Exhibit B - Election Day Vote Centers; Exhibits C - Estimated Election Costs. A copy of the City of Allen Election Calendar is provided for your information.

**BUDGETARY IMPACT**

The Collin County Elections Administrator has estimated the City of Allen's portion of the joint election to be \$50,982.58. There are 38 entities participating in this year's joint election. A copy of the breakdown of shared costs is included as part of the Election Contract.

**STAFF RECOMMENDATION**

Staff recommends that City Council adopt a Resolution ordering the May 6, 2023, Joint General Election and authorize the City Manager to enter into a contract with the Elections Administrator of Collin County to provide joint election services.

**MOTION**

*I make a motion to adopt Resolution No. \_\_\_\_\_ ordering the May 6, 2023, Joint General Election and authorizing the City Manager to enter into a Joint General Election Services Contract with the Elections Administrator of Collin County.*

**ATTACHMENT(S)**

[Resolution](#)

Contract with Costs  
May 6 Early Voting Locations - Countywide (tentative)  
May 6 Election Day Vote Centers (tentative)  
2023 Election Calendar

**RESOLUTION NO. \_\_\_\_\_**

**A RESOLUTION OF THE CITY COUNCIL OF THE CITY OF ALLEN, COLLIN COUNTY, TEXAS, ORDERING A JOINT GENERAL ELECTION TO BE HELD ON MAY 6, 2023, FOR THE PURPOSE OF ELECTING THE MAYOR AND CITY COUNCILMEMBER FOR PLACE NO. 2; DESIGNATING THE LOCATION OF POLLING PLACES; ORDERING NOTICE OF ELECTION TO BE GIVEN AS PRESCRIBED BY LAW IN CONNECTION WITH SUCH ELECTION; AUTHORIZING EXECUTION OF JOINT ELECTION AGREEMENT; AND PROVIDING FOR AN EFFECTIVE DATE.**

**NOW, THEREFORE, BE IT RESOLVED BY THE CITY COUNCIL OF THE CITY OF ALLEN, COLLIN COUNTY, TEXAS, THAT:**

**SECTION 1.** Municipal officer’s election is hereby ordered for May 6, 2023, to be held jointly with the Collin County Elections Administrator for the purpose of electing the Allen Mayor and City Councilmember for Place No. 2, each such term being for a period of three (3) years. Polling locations for the election will be determined in the Election Services Contract to be entered into with Collin County. The polling locations shall be open between the hours of 7:00 a.m. and 7:00 p.m. on the date of the election. The election will be conducted in accordance with the Texas Election Code and the Election Services Contract by and between the City, the County of Collin, and other units of government as described in the contract. The first day to file an application for a place on the ballot with the City Secretary is January 18, 2023, at 8:00 a.m., with the last day for filing to be February 17, 2023, at 5:00 p.m., in accordance with the Election Code Sections 143.006 and 143.007.

**SECTION 2.** Pursuant to the Election Services Contract, the Elections Administrator of Collin County shall serve as Elections Administrator for the election. Presiding Election Judges and Alternate Presiding Election Judges appointed to serve the authorized polling places and the early voting clerk and deputy early voting clerks shall be those election officials furnished by the Elections Administrator from the list of proposed election judges as required in the Elections Services Contract. The City Manager is hereby authorized to execute an Elections Services Contract with the Collin County Elections Department for the General Election on May 6, 2023, and any amendments thereto. The ExpressVote Universal Voting System, EVS 6.0.2.0 consisting of Electionware election management software, ExpressVote ballot marking device, ExpressTough curbside voting device, DS200 precinct tabulator/scanner, DS450 high speed central scanner, and DS850 high speed central scanner, which meets the standards and requirements of the Texas Election Code, as amended, is hereby adopted and approved for early voting by personal appearance and by mail, election day voting, and provisional ballots.

**SECTION 3.** The City Secretary is hereby directed to cause notice of said election to be posted on the bulletin board used to post notice of the City Council meetings, the City’s website, and be published in a newspaper of general circulation in the City. That said notice must be published at least once, not earlier than the 30th day nor later than the 10th day, before Election Day as provided in Section 4.003(a)(1) of the Texas Election Code. A copy of the published notice that contains the name of the newspaper and the date of publication shall be retained as a record of such notice, and the person posting the notice shall make a record of the time of posting, starting date, and the place of posting and the person posting the notice shall make a record at the time of posting stating the date and place of posting in accordance with Texas Election Code Section 4.005.

**SECTION 4.** The entire City shall constitute one election precinct for this election and the Municipal Court | Parks and Recreation Building, 301 Century Parkway, Allen, Texas, and Allen ISD Municipal Service Center, 1451 N. Watters Road, Allen, Texas, are hereby designated as polling places. The election officers and a maximum number of clerks for a said polling place shall be determined and appointed in accordance with the provisions of the Election Services Contract.

On Election Day, the polls shall be open from 7:00 A.M. to 7:00 P.M.

The Collin County Elections Office, 2010 Redbud Boulevard, Suite 102, McKinney, Texas 75069, is hereby designated the main early voting place. Early voting by personal appearance shall also be conducted at the Municipal Court | Parks and Recreation Building, 301 Century Parkway, Allen, Texas, and Allen ISD Municipal Service Center, 1451 N. Watters Road, Allen, Texas.

City of Allen voters may vote at any of the additional Election Day or Early Voting locations open under full contract services with the Collin County Elections Administration. If the Collin County Elections Administrator revises the polling places listed previously in the Elections Services Contract, the City will utilize the polling places designated in said Election Services Contract, as the same may be amended from time to time.

Applications for ballots by mail shall be mailed to Collin County Elections Administrator Bruce Sherbet, 2010 Redbud Boulevard, Suite 102, McKinney, Texas 75069, telephone number 1-800-687-8546, and email [absenteemailballoting@collincountytx.gov](mailto:absenteemailballoting@collincountytx.gov). Applications for Ballots by Mail (ABBM)s and Federal Post Card Applications (FPCAs) must be received no later than the close of business on Tuesday, April 25, 2023.

Early voting for the Joint General Election shall begin on Monday, April 24, 2023, and end Tuesday, May 2, 2023, and the dates and hours designated for early voting by personal appearance at the early voting locations shall be as set forth below:

Dates	Hours
Monday, April 24, 2023, through Saturday, April 29, 2023	8:00 A.M. to 5:00 P.M.
Monday, May 1, 2023, through Tuesday, May 2, 2023	7:00 A.M. to 7:00 P.M.

For purposes of processing ballots cast in early voting, the election officers for the early voting ballot board for this election shall be appointed and designated in accordance with the provisions of the Contract.

**SECTION 5.** The City Secretary shall present the Joint General Election returns to the City Council at a Council meeting for the canvassing of said election in accordance with the Texas Election Code. The candidate for Mayor and Councilmember for Place No. 2 that receive a majority of valid votes by qualified voters at the election shall be declared elected. In the event no candidate receives a majority of all the votes cast for all the candidates for an office, a runoff election shall be conducted on June 10, 2023, as set forth in the Election Services Contract or other date ordered by the City Council in accordance with the Allen City Charter and State law.

**SECTION 6.** This Resolution shall take effect immediately upon its passage.

**DULY PASSED AND APPROVED BY THE CITY COUNCIL OF THE CITY OF ALLEN, COLLIN COUNTY, TEXAS, ON THIS THE 14<sup>TH</sup> DAY OF FEBRUARY 2023.**

**APPROVED:**

\_\_\_\_\_  
**Kenneth M. Fulk, MAYOR**

**ATTEST:**

\_\_\_\_\_  
**Shelley B. George, TRMC, CITY SECRETARY**

JOINT ELECTION SERVICES CONTRACT  
("Election Services Contract")

ELECTION SERVICES AGREEMENT

BETWEEN

THE COLLIN COUNTY ELECTIONS ADMINISTRATOR  
("Contracting Election Officer")

AND THE POLITICAL SUBDIVISIONS LISTED BELOW  
("Participating Political Subdivisions")

CITY OF ALLEN  
CITY OF ANNA  
CITY OF BLUE RIDGE  
CITY OF CARROLLTON  
CITY OF CELINA  
CITY OF DALLAS  
TOWN OF FAIRVIEW  
CITY OF FARMERSVILLE  
CITY OF FRISCO  
CITY OF LUCAS  
CITY OF MCKINNEY  
CITY OF MURPHY  
TOWN OF NEW HOPE  
CITY OF PARKER  
CITY OF PLANO  
TOWN OF PROSPER  
CITY OF RICHARDSON  
CITY OF SACHSE  
TOWN OF ST. PAUL  
CITY OF WYLIE  
COLLIN COLLEGE

ALLEN INDEPENDENT SCHOOL DISTRICT  
ANNA INDEPENDENT SCHOOL DISTRICT  
CELINA INDEPENDENT SCHOOL DISTRICT  
COMMUNITY INDEPENDENT SCHOOL DISTRICT  
FARMERSVILLE INDEPENDENT SCHOOL DISTRICT  
FRISCO INDEPENDENT SCHOOL DISTRICT  
LOVEJOY INDEPENDENT SCHOOL DISTRICT  
MCKINNEY INDEPENDENT SCHOOL DISTRICT  
MELISSA INDEPENDENT SCHOOL DISTRICT  
PLANO INDEPENDENT SCHOOL DISTRICT  
PRINCETON INDEPENDENT SCHOOL DISTRICT  
PROSPER INDEPENDENT SCHOOL DISTRICT  
NORTH PARKWAY MUNICIPAL MANAGEMENT DISTRICT NO. 1  
BEAR CREEK SPECIAL UTILITY DISTRICT

COPEVILLE SPECIAL UTILITY DISTRICT  
SEIS LAGOS SPECIAL UTILITY DISTRICT  
WESTMINISTER SPECIAL UTILITY DISTRICT

FOR THE CONDUCT OF A JOINT ELECTION

TO BE HELD ON SATURDAY, MAY 6, 2023

TO BE ADMINISTERED BY THE COLLIN COUNTY ELECTIONS ADMINISTRATOR

1. ADMINISTRATION AND STATUTORY AUTHORITY

- a. Bruce Sherbet (“Bruce Sherbet”) is the duly appointed County Elections Administrator (“Elections Administrator”) of Collin County, Texas and the Department Head of the Collin County Elections Department. As such, Mr. Sherbet is the Election Administrator of Collin County, Texas and authorized by Subchapter D of Chapter 31 of Title 3 of the Texas Election Code to enter into this Election Services Contract with the contracting authority of the Participating Political Subdivisions.
- b. The contracting authorities of the Participating Political Subdivisions listed on the cover pages of this Election Services Contract is hereby participating in the Joint Election to be held in Collin County, Texas on Saturday, May 6, 2023, and is hereby contracting with the Elections Administrator of Collin County, Texas to perform the election services set forth in this Election Services Contract under Subchapter D of Chapter 31 of Title 3 of the Texas Election Code.

2. DUTIES AND SERVICES OF THE CONTRACTING ELECTION OFFICER

- a. The Contracting Election Officer shall be responsible for performing the following duties and shall furnish the following services and equipment:
  - i. The Contracting Election Officer will prepare and publish the required Notice of Election and post the required orders and resolutions to the Collin County Elections Department website.
  - ii. The Contracting Election Officer shall arrange for appointment, notification (including writ of election), training and compensation of all presiding judges, alternate judges, the judge of the Central Count Station and judge of the Early Voting Ballot Board.
  - iii. The Contracting Election Officer shall be responsible for notification of each Election Day and Early Voting presiding judge and alternate judge of his or her appointment. The presiding election judge of each Vote Center will use his/her discretion to determine when additional workers are needed, during peak voting hours.
  - iv. The Contracting Election Officer will determine the number of clerks to work in the Central Count Station and the number of clerks to work on the Ballot Board.
    - 1. Election judges shall attend the Contracting Election Officer’s school of instruction (Election Law Class). A training event calendar will be provided.
    - 2. Election judges and alternate judges shall be responsible for picking up and returning election supplies to the county election warehouse located at 2010 Redbud Blvd., Suite 102, McKinney. Compensation for this pickup and delivery of supplies will be \$25.00.
  - v. The Contracting Election Officer shall compensate each election judge and worker. Each judge shall receive \$15.00 per hour, each alternate judge shall receive \$14.00 per hour for, and each clerk shall receive \$13.00 per hour for services rendered. Overtime will be paid to each person working over 40 hours per week.
- b. The Contracting Election Officer shall procure, prepare, and distribute voting machines, election kits and election supplies.
  - i. The Contracting Election Officer shall secure election kits, which include the legal documentation required to hold an election and all supplies.
  - ii. The Contracting Election Officer shall secure the tables, chairs, and legal documentation required to run the Central Count Station.
  - iii. The Contracting Election Officer shall provide all lists of registered voters required for use on Election Day and for the Early Voting period required by law.

- iv. The Contracting Election Officer shall procure and arrange for the distribution of all election equipment and supplies required to hold an election.
  - 1. Equipment includes the rental of ES&S ExpressVote Universal voting machines (EVS 6.1.1.0), ES&S ExpressTouch curbside voting machines (EVS 6.1.1.0), ES&S DS200 ballot counters (EVS 6.1.1.0), ES&S Model DS450 and DS850 High-Speed Scanners/Tabulators (EVS 6.1.1.0), ADA compliant headphones and keypads, voting signs and election supply cabinets.
  - 2. Supplies include paper ballot cards, Early Voting and Election Day supply kits, provisional ballot kits, security seals, pens, tape, markers, etc.
- c. The Contracting Election Officer, Bruce Sherbet, shall be appointed the Early Voting Clerk.
  - i. The Contracting Election Officer shall supervise and conduct Early Voting by mail and in person and shall secure personnel to serve as Early Voting Deputies.
  - ii. The Contracting Election Officer shall select the Early Voting Polling Locations and arrange for the use of each.
  - iii. Early Voting by personal appearance for the Participating Political Subdivisions shall be conducted during the early voting dates and times and at the locations listed in Exhibit "A" attached and incorporated by reference into this Election Services Contract.
  - iv. All applications for an Early Voting mail ballot shall be received and processed by the Collin County Elections Administration Office located at 2010 Redbud Blvd., Suite 102, McKinney, Texas 75069.
    - 1. Applications for mail ballots erroneously mailed to the Participating Political Subdivisions shall immediately be faxed to the Contracting Officer for timely processing. The original application shall then be forwarded to the Contracting Election Officer for proper retention.
    - 2. All Federal Post Card Applications (FPCA) will be sent a mail ballot. No postage is required.
  - v. All Early Voting ballots (those cast by mail and those cast by personal appearance) shall be prepared for counting by the Early Voting Ballot Board in accordance with Section 87.000 of the Texas Election Code. The Contracting Officer shall appoint the presiding judge of this Board.
- d. The Contracting Election Officer shall select the Election Day Vote Centers and arrange for the use of each.
  - i. The Participating Political Subdivisions shall assume the responsibility of remitting their portion of cost of all employee services required to provide access, provide security or provide custodial services for the Vote Centers.
  - ii. The Election Day Vote Centers are listed in Exhibit "B", attached and incorporated by reference into this Election Services Contract.
- e. The Contracting Election Officer shall be responsible for establishing and operating the Central Count Station to receive and tabulate the voted ballots in accordance with Section 127.001 of the Election Code and of this agreement. The Central Count Station Manager shall be Bruce Sherbet. The Central Count Station Judge shall be Kathi-Ann Rivard. The Tabulation Supervisor shall be Brian Greisbach.
  - i. The Tabulation Supervisor shall prepare, test and run the County's tabulation system in accordance with statutory requirements and county policies, under the auspices of the Contracting Election Officer.
  - ii. The Public Logic and Accuracy Test of the electronic voting system shall be conducted in accordance with Election Law. The Contracting Election Officer will post the required Notice of Logic and Accuracy testing.

- iii. Election night reports will be available to the Participating Political Subdivisions at the Central Counting Station on election night. Provisional ballots will be tabulated after election night in accordance with state law.
- iv. The Contracting Election Officer shall prepare the unofficial canvass report after all precincts have been counted, and will provide canvassing documents to the Participating Political Subdivisions as soon as possible after all returns have been tallied.
- v. The Contracting Election Officer shall be appointed as the custodian of the voted ballots and shall retain all election materials for a period of 22 months.
  - 1. Pending no litigation and as prescribed by law, the voted ballots shall be shredded 22 months after the election.
- f. The Contracting Election Officer shall conduct a partial manual count as prescribed by Section 127.201 of the Texas Election Code and submit a written report to the Participating Political Subdivisions in a timely manner. If applicable, a written report shall be submitted to the Secretary of State as required by Section 127.201 of the aforementioned code.

### 3. DUTIES AND SERVICES OF THE PARTICIPATING POLITICAL SUBDIVISIONS

- a. The Participating Political Subdivisions shall assume the following duties:
  - i. The Participating Political Subdivisions will prepare, adopt, and publish all legally required election orders, resolutions, and other documents required by, or of, their governing bodies. The Participating Political Subdivisions are required to send Collin County Elections Department a copy of any election order or resolution related to this Joint Election within three business days of publishing, adopting or ordering it.
  - ii. The Participating Political Subdivisions shall provide the Contracting Election Officer with an updated map and street index of their jurisdiction in an electronic (shape file preferred) or printed format as soon as possible but no later than Monday, February 27, 2023.
  - iii. The Participating Political Subdivisions shall procure and provide the Contracting Election Officer with the ballot layout and Spanish interpretation in an electronic format.
    - 1. The Participating Political Subdivisions shall deliver to the Contracting Election Officer as soon as possible, but no later than 5:00 p.m. Monday, February 27, 2023, the official wording for the Participating Political Subdivisions' May 6, 2023 Joint Election.
    - 2. The Participating Political Subdivisions shall approve the ballot proofs format within 24 hours of receiving the ballot proof and prior to the final printing.
      - a. If the Participating Political Subdivisions fail to approve the ballot proofs within 24 hours of receiving the proofs, the Contracting Election Officer will presume that the ballot proofs have been approved by the Participating Political Subdivisions. Any costs incurred by making any changes to the ballot (designing, printing, programming, etc.) from this point forward will be the responsibility of the Participating Political Subdivisions.
  - iv. The Participating Political Subdivisions shall compensate the Contracting Election Officer for all associated costs including any additional verified cost incurred in the process of running this election or for a manual count, this election may require, consistent with charges and hourly rates shown on Exhibit "C" for required services.
- b. The Participating Political Subdivisions shall pay the Contracting Election Officer 90% of the estimated cost to run the said election prior to Friday, March 31, 2023. The Contracting Election Officer shall place the funds in a "contract fund" as prescribed by Section 31.100 of the Texas Election Code. The deposit should be made payable to the "Collin County Treasury" with a note "for election services" included with the check documentation and delivered to the Collin County Treasury, 2300 Bloomdale Rd., #3138, McKinney, Texas 75071.

- c. The Participating Political Subdivisions shall pay the cost of conducting said election, less partial payment, including the 10% administrative fee, pursuant to the Texas Election Code, Section 31.100, within 30 days from the date of final billing. Additionally, all payments in excess of the final cost to perform the election will be refunded to the participating Political Subdivisions.

4. COST OF SERVICES.

- a. See Exhibit "C".

5. GENERAL PROVISIONS

- a. Nothing contained in this Election Services Contract shall authorize or permit a change in the officer with whom or the place at which any document or record relating to the Participating Political Subdivisions' May 6, 2023 Joint Election are to be filed, or the place at which any function is to be carried out, or any nontransferable functions specified under Section 31.096 of the Texas Election Code.
- b. Upon request, the Contracting Election Officer will provide copies of all invoices and other charges received in the process of running said election for the Participating Political Subdivisions.
- c. If the Participating Political Subdivisions cancel their elections pursuant to Section 2.053 of the Texas Election Code shall pay the Contracting Officer a contract preparation fee of \$75.00 and will not be liable for any further costs incurred by the Contracting Officer.
- d. The Contracting Officer shall file copies of this contract with the County Judge and the County Auditor of Collin County, Texas.

WITNESS BY MY HAND THIS \_\_\_\_ DAY OF \_\_\_\_\_ 2023.

\_\_\_\_\_  
Bruce Sherbet, Elections Administrator  
Collin County, Texas

WITNESS BY MY HAND THIS \_\_\_\_ DAY OF \_\_\_\_\_ 2023

By: \_\_\_\_\_  
Eric Ellwanger, City Manager  
City of Allen

Attest: \_\_\_\_\_  
Shelley B. George, City Secretary  
City of Allen

Collin County Election Services  
 May 6, 2023 Joint Election

City of Allen

Registered Voters 68,949  
 Percentage 3.5712750%

Category	Cost Per Unit	Estimated Election Expenses	Estimated Entity Expenses
<b>Early Voting by Mail</b>			
Kits - Mail Ballots	\$ 1.15	\$ 4,830.00	\$ 172.49
Postage	\$ 0.88	\$ 3,696.00	\$ 131.99
Paper Ballot Printing Services	\$ 0.31	\$ -	\$ -
Paper Ballot Shipping (per box)	\$ 30.00	\$ -	\$ -
Ballot Stock - BOD	\$ 0.10	\$ 420.00	\$ 15.00
Category Subtotal		\$ 8,946.00	\$ 319.49
<b>General Election Expenses</b>			
Mileage	Per Election	\$ 500.00	\$ 17.86
Van / Car Rental	Per Election	\$ 28,800.00	\$ 1,028.53
Election Night Receiving Cover	Per Election	\$ 3,037.51	\$ 108.48
Polling Place Rental	Per Election	\$ 8,050.00	\$ 287.49
Notice of Election	Per Election	\$ 9,700.00	\$ 346.41
Security - EV	Per Election	\$ 1,700.00	\$ 60.71
Security - ED	Per Election	\$ 5,000.00	\$ 178.56
Early Voting Ballot Board	Per Election	\$ 12,383.00	\$ 442.23
FICA - Election Workers	Per Election	\$ 53,195.35	\$ 1,899.75
County Employee/IT Overtime - EV	Per Election	\$ 20,800.00	\$ 742.83
Process Pollworker Checks - EV	\$ 1.50	\$ 735.00	\$ 26.25
Process Pollworker Checks - ED	\$ 1.50	\$ 885.00	\$ 31.61
Drayage Per Location - ED	\$ 180.00	\$ 21,240.00	\$ 758.54
Drayage Per Location - EV	\$ 180.00	\$ 17,640.00	\$ 629.97
Category Subtotal		\$ 183,665.86	\$ 6,559.21
<b>Programming</b>			
Coding Servies	25 Days	\$ 41,250.00	\$ 1,473.15
Balotar Programming	Per Election	\$ 1,200.00	\$ 42.86
Category Subtotal		\$ 42,450.00	\$ 1,516.01
<b>Early Voting by Personal Appearance</b>			
Election Judge OT - EV	\$ 22.50	\$ 33,075.00	\$ 1,181.20
Alternate Judge OT - EV	\$ 21.00	\$ 30,870.00	\$ 1,102.45
Clerk OT - EV (5 per location)	\$ 19.50	\$ 171,990.00	\$ 6,142.24
ES&S Support Staff / Field Techs - EV	40 Days	\$ 110,160.00	\$ 3,934.12
Equipment Assembly - EV	\$ 50.00	\$ 2,450.00	\$ 87.50
Category Subtotal		\$ 348,545.00	\$ 12,447.50
<b>Election Day and Tabulation</b>			
Election Day/Post Election Vendor Support	15 Days	\$ 43,200.00	\$ 1,542.79
Notice of Inspection/Tabulation Test	Per Election	\$ 1,500.00	\$ 53.57
Category Subtotal		\$ 44,700.00	\$ 1,596.36

**City of Allen**

Registered Voters  
Percentage

68,949  
3.5712750%

Category	Cost Per Unit	Estimated Election Expenses	Estimated Entity Expenses
<b>Supply Cost</b>			
Ballots - Card Stock ExpressVote - EV	\$ 0.32	\$ 25,600.00	\$ 914.25
Ballots - Card Stock ExpressVote - ED	\$ 0.32	\$ 12,800.00	\$ 457.12
Test Ballots	\$ 0.29	\$ 1,102.00	\$ 39.36
Kits - ED	\$ 51.00	\$ 2,499.00	\$ 89.25
Kits - EV	\$ 19.00	\$ 1,121.00	\$ 40.03
Kits - Provisional EV	\$ 38.10	\$ 1,866.90	\$ 66.67
Kits - Provisional ED	\$ 38.10	\$ 2,247.90	\$ 80.28
Polling Place Maps - EV	\$ 25.00	\$ 1,225.00	\$ 43.75
Polling Place Maps - ED	\$ 25.00	\$ 1,475.00	\$ 52.68
Signs Metal (5 per location)	\$ 5.00	\$ 2,700.00	\$ 96.42
Signs Wood	\$ 2.00	\$ 216.00	\$ 7.71
Ballot Card Stock - Provisional - EV (50 PL)	\$ 0.14	\$ 514.50	\$ 18.37
Ballot Card Stock - Provisional - ED (50 PL)	\$ 0.14	\$ 619.50	\$ 22.12
Ballots - Sample - EV (1 per location)	\$ 0.29	\$ 21.32	\$ 0.76
Ballots - Sample - ED (1 per location)	\$ 0.29	\$ 25.67	\$ 0.92
Ballots - Sample All Race - EV (50 per location)	\$ 0.87	\$ 3,197.25	\$ 114.18
Ballots - Sample All Race - ED (50 per location)	\$ 0.87	\$ 3,849.75	\$ 137.49
Printer Labels - EV (1 roll per location)	\$ 5.00	\$ 245.00	\$ 8.75
Printer Labels - ED (1 roll per location)	\$ 5.00	\$ 295.00	\$ 10.54
Category Subtotal		\$ 61,620.78	\$ 2,200.65
<b>Equipment</b>			
Cabinet Security - EV	\$ 200.00	\$ 9,800.00	\$ 349.98
Cabinet Security - ED	\$ 200.00	\$ 11,800.00	\$ 421.41
Computer Cabinet - EV	\$ 50.00	\$ 2,450.00	\$ 87.50
DS200 Ballot Counter - EV	\$ 350.00	\$ 18,200.00	\$ 649.97
DS200 Ballot Counter - ED	\$ 350.00	\$ 26,950.00	\$ 962.46
ExpressVote - EV (9 per location)	\$ 200.00	\$ 88,200.00	\$ 3,149.86
Express Vote - ED (9 per location)	\$ 200.00	\$ 106,200.00	\$ 3,792.69
ExpressTouch - EV	\$ 200.00	\$ 9,800.00	\$ 349.98
ExpressTouch - ED	\$ 200.00	\$ 11,800.00	\$ 421.41
Category Subtotal		\$ 285,200.00	\$ 10,185.28
<b>Personnel</b>			
Election Judge - EV	\$ 15.00	\$ 60,270.00	\$ 2,152.41
Election Judge - ED	\$ 15.00	\$ 2,400.00	\$ 85.71
Alternate Election Judge - EV	\$ 14.00	\$ 56,252.00	\$ 2,008.91
Alternate Election Judge - ED	\$ 14.00	\$ 2,240.00	\$ 80.00
Clerk - EV (3 per location)	\$ 13.00	\$ 313,404.00	\$ 11,192.52
Clerk - ED (3 per location)	\$ 13.00	\$ 12,480.00	\$ 445.70
Judge Delivery - EV	\$ 50.00	\$ 2,450.00	\$ 87.50
Judge Delivery - ED	\$ 50.00	\$ 2,950.00	\$ 105.35
Category Subtotal		\$ 452,446.00	\$ 16,158.09
<b>Election Expense</b>			<b>\$ 50,982.58</b>
Cost (minimum)		\$ 1,427,573.64	\$ 50,982.58
10% Administrative Fee			\$ 5,098.26
Total Cost			\$ 56,080.84
<u>90% deposit due Friday, March 31, 2023</u>			\$ 50,472.76
Less Deposit			
Less Payment			
Final Amount Due			

**May 6, 2023 Joint General and Special Election - Early Voting Locations, Dates and Hours**  
 (6 de mayo de 2023 Elección general y especial conjunta - Lugares de Votación Temprana, Fechas y Horas)

**Important Note: Eligible Collin County registered voters (with an effective date of registration on or before May 6, 2023) may vote at any early voting location.**

*(Nota importante: Los votantes registrados elegibles del Condado de Collin (con una fecha efectiva de registro en o antes del 6 de mayo de 2023 pueden votar en cualquier lugar de votación anticipada.)*

Sunday (Domingo)	Monday (Lunes)	Tuesday (Martes)	Wednesday (Miércoles)	Thursday (Jueves)	Friday (Viernes)	Saturday (Sábado)
<b>April 23 No Voting</b> (23 de abril) (Sin votar)	<b>April 24 Early Voting</b> (24 de abril) (Votación adelantada)  8am - 5pm	<b>April 25 Early Voting</b> (25 de abril) (Votación adelantada)  8am - 5pm	<b>April 26 Early Voting</b> (26 de abril) (Votación adelantada)  8am - 5pm	<b>April 27 Early Voting</b> (27 de abril) (Votación adelantada)  8am - 5pm	<b>April 28 Early Voting</b> (28 de abril) (Votación adelantada)  8am - 5pm	<b>April 29 Early Voting</b> (29 de abril) (Votación adelantada)  8am - 5pm
<b>April 30 No Voting</b> (30 de abril) (Sin votar)	<b>May 1 Early Voting</b> (1 de mayo) (Votación adelantada)  7am - 7pm	<b>May 2 Early Voting</b> (2 de mayo) (Votación adelantada)  7am - 7pm	<b>May 3 No Voting</b> (3 de mayo) (Sin votar)	<b>May 4 No Voting</b> (4 de mayo) (Sin votar)	<b>May 5 No Voting</b> (5 de mayo) (Sin votar)	<b>May 6 Election Day</b> (6 de mayo) (Día de elección)  7am - 7pm

Polling Location (Lugar de Votación)	Room Name (Nombre de la habitación)	Address (Dirección)	City (Ciudad)	Zip Code (Código postal)
Collin County Elections (Main Early Voting Location)	Voting Room	2010 Redbud Blvd., Suite 102	McKinney	75069
Allen ISD Service Center	Main Lobby	1451 N. Watters Rd.	Allen	75002
Allen Municipal Courts Facility	Community Room	301 Century Pkwy.	Allen	75013
Anna Municipal Complex	Lobby	120 W. 7th St.	Anna	75409
Blue Ridge ISD Administration Building	Board of Trustees Board Room	318 School St.	Blue Ridge	75424
Carpenter Park Recreation Center	South Lobby	6701 Coit Rd.	Plano	75024
Children’s Health StarCenter	Activity Room	6993 Stars Ave.	McKinney	75070
Christopher A. Parr Library	Programs Room	6200 Windhaven Pkwy.	Plano	75093
Collin College Celina Campus	Atrium	2505 Kinship Pkwy.	Celina	75009
Collin College Farmersville Campus	Atrium	501 S. Collin Pkwy.	Farmersville	75442
Collin College Frisco Campus	Building J, Room 113	9700 Wade Blvd.	Frisco	75035

Collin College Higher Education Center	Atrium	3452 Spur 399	McKinney	75069
Collin College McKinney Campus	Atrium, Hallway D	2200 University Dr.	McKinney	75071
Collin College Plano Campus	Atrium D Square	2800 Spring Creek Pkwy.	Plano	75074
Collin College Wylie Campus	Lobby	391 Country Club Rd.	Wylie	75098
Copeville Special Utility District	Conference Room	16120 FM 1778	Nevada	75173
Dowell Middle School	Library (D100)	301 S. Ridge Rd.	McKinney	75072
Evans Middle School	Library (A114)	6998 W. Eldorado Pkwy.	McKinney	75072
Farmersville City Hall	Council Chambers	205 S. Main St.	Farmersville	75442
Frisco Fire Station #5	Training Room	14300 Eldorado Pkwy.	Frisco	75035
Frisco Fire Station #8	Training Room	14700 Rolater Rd.	Frisco	75034
Haggard Library	Programs Room	2501 Coit Rd.	Plano	75075
Harrington Library	Thelma Rice Sproles Program Room	1501 18th St.	Plano	75074
John & Judy Gay Library	Meeting Room	6861 W. Eldorado Pkwy.	McKinney	75070
Lavon City Hall	Gymnasium	120 School Rd.	Lavon	75166
Lovejoy ISD Administration Building	Portable #1 Training Room	259 Country Club Rd.	Allen	75002
Lucas Community Center	Community Room	665 Country Club Rd.	Lucas	75002
Maribelle M. Davis Library	Programs Room	7501 Independence Pkwy. A	Plano	75025
McKinney Fire Station #5	Community Room	6600 Virginia Pkwy.	McKinney	75071
McKinney Fire Station #7	Community Room	861 Independence Pkwy.	McKinney	75072
McKinney Fire Station #9	Community Room	4900 Summit View Dr.	McKinney	75071
McKinney Fire Station #10	Community Room	1150 Olympic Crossing	McKinney	75071
McKinney High School	PAC Lobby	1400 E. Wilson Creek Pkwy.	McKinney	75069
McKinney North High School	Auditorium Lobby	2550 Wilmeth Rd.	McKinney	75071
Melissa City Hall	Municipal Court Room, 1st Floor	3411 Barker Ave.	Melissa	75454
Michael J. Felix Community Center	Rooms A and B	3815 E. Sachse Rd.	Sachse	74048

Murphy Community Center	Homer and Marie Adams Rooms	205 N. Murphy Rd.	Murphy	75094
New Hope Town Hall	Council Chambers	121 Rockcrest Rd.	McKinney	75071
Old Settler's Recreation Center	North Multi-Purpose Room	1201 E. Louisiana St.	McKinney	75069
Parker City Hall	Council Chambers	5700 E. Parker Rd.	Parker	75002
Plano ISD Administration Center	Lobby	2700 W. 15th St.	Plano	75075
Princeton Community Center	Community Room	416 N. 4th St.	Princeton	75407
Prosper Town Hall	Community Room	250 W. First St.	Prosper	75078
Renner Frankford Branch Library	Programs Room	6400 Frankford Rd.	Dallas	75252
Richardson Public Library	Story Time Room	900 Civic Center Dr.	Richardson	75080
Roy & Helen Hall Memorial Library	Lobby	101 E. Hunt St.	McKinney	75069
Terry Pope Administration Building	Community ISD Board Room	611 N. FM 1138	Nevada	75173
The Grove at Frisco Commons	Community Room	8300 McKinney Rd.	Frisco	75034
Wylie Senior Recreation Center	Dining Room	800 Thomas St.	Wylie	75098

**\*Polling locations are subject to change. For the most current list of locations, please visit the Elections webpage at [www.collincountytx.gov/elections](http://www.collincountytx.gov/elections).**

*(\*Los lugares de votación están sujetos a cambios. Para obtener la lista más actualizada de ubicaciones, visite la página web de Elecciones en [www.collincountytx.gov/elections](http://www.collincountytx.gov/elections).)*

**Applications for ballot by mail may be mailed and must be received no later than the close of business on April 25, 2023, to:**

*(Las solicitudes de boleta por correo pueden enviarse por correo y deben recibirse a más tardar el 25 de abril de 2023 para:)*

**Bruce Sherbet, Early Voting Clerk**

2010 Redbud Blvd. Suite 102

McKinney, Texas 75069

972-547-1900

[www.collincountytx.gov](http://www.collincountytx.gov)

**Applications for ballot by mail may also be faxed or emailed and must be received no later than the close of business on April 25, 2023. For an application for ballot by mail submitted by telephonic facsimile machine or electronic transmission to be effective, the hard copy of the application must also be submitted by mail and be received by the early voting clerk not later than the fourth business day after the transmission by telephonic facsimile machine or electronic transmission is received. (Texas Election Code 84.007)**

*(Las solicitudes de boleta por correo también pueden enviarse por fax o correo electrónico y deben recibirse antes del cierre de operaciones el 25 de abril de 2023. Para que una solicitud de boleta por correo enviada por máquina de fax o transmisión electrónica sea efectiva, la copia impresa de la solicitud también debe presentarse por correo y ser recibida por el secretario de votación anticipada a más tardar el cuarto día hábil posterior a la recepción de la transmisión por fax o máquina electrónica de fax. (Código Electoral de Texas 84.007,).)*

Fax – 972-547-1996, Email - [absenteemailballoting@collincountytx.gov](mailto:absenteemailballoting@collincountytx.gov)

POLLING LOCATIONS SUBJECT TO CHANGE

**Election Day Vote Centers for the May 6, 2023 Joint General and Special Election – 7 am - 7 pm\***  
*(Centros de votación del día de las elecciones para las Elecciones Generales y Especiales Conjuntas del 6 de mayo de 2023 – 7 am – 7pm\*)*

**Important Note: Eligible Collin County registered voters (with an effective date of registration on or before May 6, 2023) may vote at any early voting location.**

*(Nota importante: Los votantes registrados elegibles del Condado de Collin (con una fecha efectiva de registro en o antes del 6 de mayo de 2023 pueden votar en cualquier lugar de votación anticipada.)*

<b>Polling Location</b> <i>(Lugar de Votación)</i>	<b>Room Name</b> <i>(Nombre de la habitación)</i>	<b>Address</b> <i>(Dirección)</i>	<b>City</b> <i>(Ciudad)</i>	<b>Zip Code</b> <i>(Código postal)</i>
Aldridge Elementary School	Gym	720 Pleasant Valley Ln.	Richardson	75080
Allen ISD Service Center	Main Lobby	1451 N. Watters Rd.	Allen	75002
Allen Municipal Courts Facility	Community Room	301 Century Pkwy.	Allen	75013
Anna Municipal Complex	Lobby	120 W. 7th St.	Anna	75409
Armstrong Middle School	Small Gym	3805 Timberline Dr.	Plano	75074
Bethany Elementary School	Gym	2418 Micarta Dr.	Plano	75025
Blue Ridge ISD Administration Building	Board of Trustees Board Room	318 School St.	Blue Ridge	75424
Bowman Middle School	Cafeteria Foyer in Corridor H	2501 Jupiter Rd.	Plano	75074
Carpenter Middle School	Small Gym	3905 Rainier Rd.	Plano	75023
Children’s Health StarCenter	Activity Room	6993 Stars Ave.	McKinney	75070
Christopher A. Parr Library	Programs Room	6200 Windhaven Pkwy.	Plano	75093
Collin College Celina Campus	Atrium	2505 Kinship Pkwy.	Celina	75009
Collin College Farmersville Campus	Atrium	501 S. Collin Pkwy.	Farmersville	75442
Collin College Frisco Campus	Building J, Room 113	9700 Wade Blvd.	Frisco	75035
Collin College Higher Education Center	Atrium	3452 Spur 399	McKinney	75069
Collin College McKinney Campus	Atrium, Hallway D	2200 University Dr.	McKinney	75071
Collin College Plano Campus	Atrium D Square	2800 Spring Creek Pkwy.	Plano	75074
Collin College Wylie Campus	Lobby	391 Country Club Rd.	Wylie	75098
Collin County Elections	Voting Room	2010 Redbud Blvd., Suite 102	McKinney	75069
Copeville Special Utility District	Conference Room	16120 FM 1778	Nevada	75173

Dowell Middle School	Library (D100)	301 S. Ridge Rd.	McKinney	75072
Evans Middle School	Library (A114)	6998 W. Eldorado Pkwy.	McKinney	75072
Fairview Town Hall	Council Chambers	372 Town Pl.	Fairview	75069
Farmersville City Hall	Council Chambers	205 S. Main St.	Farmersville	75442
Frisco Fire Station #5	Training Room	14300 Eldorado Pkwy.	Frisco	75035
Frisco Fire Station #8	Training Room	14700 Rolater Rd.	Frisco	75034
Haggard Middle School	Main Entry Vestibule	2832 Parkhaven Dr.	Plano	75075
Hendrick Middle School	Front Foyer	7400 Red River Dr.	Plano	75025
Huffman Elementary School		5510 Channel Isle Dr.	Plano	75093
John & Judy Gay Library	Meeting Room	6861 W. Eldorado Pkwy.	McKinney	75070
Lavon City Hall	Gymnasium	120 School Rd.	Lavon	75166
Lovejoy ISD Administration Building	Portable #1 Training Room	259 Country Club Rd.	Allen	75002
Lucas Community Center	Community Room	665 Country Club Rd.	Lucas	75002
McKinney Fire Station #5	Community Room	6600 Virginia Pkwy.	McKinney	75071
McKinney Fire Station #7	Community Room	861 Independence Pkwy.	McKinney	75072
McKinney Fire Station #9	Community Room	4900 Summit View Dr.	McKinney	75071
McKinney Fire Station #10	Community Room	1150 Olympic Crossing	McKinney	75071
McKinney High School	PAC Lobby	1400 E. Wilson Creek Pkwy.	McKinney	75069
McKinney North High School	Auditorium Lobby	2550 Wilmeth Rd.	McKinney	75071
Melissa City Hall	Municipal Court Room, 1st Floor	3411 Barker Ave.	Melissa	75454
Michael J. Felix Community Center	Rooms A and B	3815 E. Sachse Rd.	Sachse	74048
Miller Elementary School	Gym	5651 Coventry Dr.	Richardson	75082
Murphy Community Center	Homer and Marie Adams Rooms	205 N. Murphy Rd.	Murphy	75094
New Hope Town Hall	Council Chambers	121 Rockcrest Rd.	McKinney	75071
Old Settler's Recreation Center	North Multi-Purpose Room	1201 E. Louisiana St.	McKinney	75069
Parker City Hall	Council Chambers	5700 E. Parker Rd.	Parker	75002

Princeton Community Center	Community Room	416 N. 4th St.	Princeton	75407
Prosper Town Hall	Community Room	250 W. First St.	Prosper	75078
Renner Frankford Branch Library	Programs Room	6400 Frankford Rd.	Dallas	75252
Richardson Public Library	Story Time Room	900 Civic Center Dr.	Richardson	75080
Robinson Middle School	Gym	6701 Preston Meadow Dr.	Plano	75024
Rose Haggard Elementary School	Gym	17820 Campbell Rd.	Dallas	75252
Schimelpfenig Middle School	Front Foyer	2400 Maumelle Dr.	Plano	75023
Senior Recreation Center	Meeting Room	1400 S. College St.	McKinney	75069
Terry Pope Administration Building	Community ISD Board Room	611 N. FM 1138	Nevada	75173
The Grove at Frisco Commons	Community Room	8300 McKinney Rd.	Frisco	75034
Tom Muehlenbeck Recreation Center	Meeting Room A	5801 W. Parker Rd.	Plano	75093
Wilson Middle School	F113	1001 Custer Rd.	Plano	75075
Wylie Senior Recreation Center	Dining Room	800 Thomas St.	Wylie	75098

**\*Polling locations are subject to change. For the most current list of locations, please visit the Elections webpage at [www.collincountytx.gov/elections](http://www.collincountytx.gov/elections).**

*(\*Los lugares de votación están sujetos a cambios. Para obtener la lista más actualizada de ubicaciones, visite la página web de Elecciones en [www.collincountytx.gov/elections](http://www.collincountytx.gov/elections).)*

**Applications for ballot by mail may be mailed and must be received no later than the close of business on April 25, 2023, to:**  
*(Las solicitudes de boleta por correo pueden enviarse por correo y deben recibirse a más tardar el 25 de abril de 2023 para:)*

**Bruce Sherbet, Early Voting Clerk**

2010 Redbud Blvd. Suite 102

McKinney, Texas 75069

972-547-1900

[www.collincountytx.gov](http://www.collincountytx.gov)

**Applications for ballot by mail may also be faxed or emailed and must be received no later than the close of business on April 25, 2023. For an application for ballot by mail submitted by telephonic facsimile machine or electronic transmission to be effective, the hard copy of the application must also be submitted by mail and be received by the early voting clerk not later than the fourth business day after the transmission by telephonic facsimile machine or electronic transmission is received. (Texas Election Code 84.007)**

*(Las solicitudes de boleta por correo también pueden enviarse por fax o correo electrónico y deben recibirse antes del cierre de operaciones el 25 de abril de 2023. Para que una solicitud de boleta por correo enviada por máquina de fax o transmisión electrónica sea efectiva, la copia impresa de la solicitud también debe presentarse por correo y ser recibida por el secretario de votación anticipada a más tardar el cuarto día hábil posterior a la recepción de la transmisión por fax o máquina electrónica de fax. (Código Electoral de Texas 84.007,).)*

**Fax – 972-547-1996, Email - [absenteemailballoting@collincountytx.gov](mailto:absenteemailballoting@collincountytx.gov)**



## **2023 GENERAL ELECTION CALENDAR**

<b><u>DATE</u></b>	<b><u>ACTION</u></b>
January 18	First day candidates may file an application for a place on ballot
February 17	Last day candidates may file an application for place on ballot (by 5:00 p.m.) Last day for the City Council to order the election
February 20	City Secretary conducts drawing for order of names on ballot (5:15 p.m.)
February 21	Last day for Write-In Candidates to file (by 5:00 p.m.)
February 24	Last Day for a candidate to withdraw their application for a place on ballot (by 5:00 p.m.)
April 6	Last Day to register to vote Filing due date for 30-day pre-election report of campaign contributions and expenditures by opposed candidates and specific-purpose committees (by 5:00 p.m.)
April 24	First day to vote early in person
April 25	Last day for the Collin County Elections Office to receive an application for a ballot by mail (Ballot by Mail Applications should be mailed to Bruce Sherbet, Early Voting Clerk, 2010 Redbud Blvd., Suite 102, McKinney, TX 75069, or faxed to 972-547-1996 or emailed to <a href="mailto:absenteemailballoting@collincountytx.gov">absenteemailballoting@collincountytx.gov</a> . (If faxed or emailed, the original application must be mailed and received within 4 business days.
April 28	Filing deadline for 8-day pre-election report of campaign contributions and expenditures by opposed candidates and specific-purpose committees (by 5:00 p.m.)
May 2	Last day to vote early in person
<b>May 6</b>	<b>ELECTION DAY</b>
May 15	Official canvass of election returns by a quorum of the City Council
May 23	Oaths-of-Office administered to newly elected officials (tentative date pending no runoff election is required)
July 17	Last day to timely file final or semi-annual report of contributions and expenditures (by 5:00 p.m.)

**CITY COUNCIL REGULAR MEETING AGENDA COMMUNICATION**

**AGENDA DATE:** February 14, 2023

**AGENDA CAPTION:** Adopt a Resolution establishing application fees relating to development of property in the Downtown District pursuant to Allen Land Development Code section 4.08.19, as amended.

**STAFF RESOURCE:** Marc Kurbansade, Director of Community Development

**STRATEGIC PLANNING GOAL:** Financially Sound and Transparent City Government.

**BACKGROUND**

On January 10, 2023, City Council adopted an amendment to the Allen Land Development Code (ALDC), which created the Downtown District. The ALDC amendment was coupled with a zoning change that established the Downtown District on the property formerly known as the Central Business District. A component of the aforementioned ALDC Amendment included City Council delegating zoning approval authority to either City Staff or the newly formed Downtown District Advisory Board. This fee schedule update is intended to establish fees associated with the review of zoning requests outlined in the ALDC. The applications are listed below grouped by approval body:

City Staff

- Minor Modification

Downtown District Advisory Board

- Culturally Significant Structure Determination
- Architectural Review in Cultural Core Overlay
- Minor Modification
- Major Modification
- Density Bonus (up to 38 dwelling units per acre)

City Council

- Density Bonus (up to 45 dwelling units per acre)
- Appeal of Decision of Downtown Design Review Board

**STAFF RECOMMENDATION**

Staff recommends that the City Council adopt a resolution establishing application fees relating to development of property in the Downtown District.

**MOTION**

*I make a motion to adopt Resolution No. \_\_\_\_\_ establishing application fees relating to development of property in the Downtown District.*

**ATTACHMENT(S)**

## Resolution

**RESOLUTION NO. \_\_\_\_\_**

**A RESOLUTION OF THE CITY COUNCIL OF THE CITY OF ALLEN, COLLIN COUNTY, TEXAS, ESTABLISHING APPLICATION FEES RELATING TO THE DEVELOPMENT OF PROPERTY IN THE DOWNTOWN DISTRICT IN ACCORDANCE WITH ALLEN LAND DEVELOPMENT CODE SECTION 4.08.19, AS AMENDED; PROVIDING A REPEALING CLAUSE; AND PROVIDING FOR AN EFFECTIVE DATE.**

**WHEREAS**, Section 4.08.19 of the Allen Land Development Code, as amended effective March 1, 2023, provides for the submission of applications for review and consideration for various purposes relating to the development of property located within the Downtown District; and,

**WHEREAS**, in accordance with Section 1.09 of the Allen Land Development Code, the City Council finds it to be in the public interest to amend the City’s fee schedule by establishing application fees relating to the above described applications.

**NOW, THEREFORE, BE IT RESOLVED BY THE CITY COUNCIL OF THE CITY OF ALLEN, COLLIN COUNTY, TEXAS, THAT:**

**SECTION 1.** The City’s fee schedule is amended to include the following fees to be paid in association with the described applications relating to the development of property within the Downtown District as described in Section 4.08.19 of the Allen Land Development Code as amended effective March 1, 2023:

Application for Culturally Significant Structure Determination in Downtown District	\$150.00
Application for Architectural Review in Cultural Core Overlay in Downtown District	\$250.00
Application for Minor Modification or Major Modification of Downtown District regulations	\$250.00
Application for Density Bonus in Cottonwood Creek Overlay District (up to 38 dwelling units per acre)	\$250.00
Application for Density Bonus Cottonwood Creek Overlay District (up to 45 dwelling units per acre)	\$350.00
Application for Appeal to City Council of a Decision of the Downtown Design Review Board	\$150.00

**SECTION 2.** The Resolutions of the City of Allen, Collin County, Texas, in conflict with the provisions of this Resolution are hereby, repealed; provided, however, that all other provisions of said Resolutions not in conflict with the provisions of this Resolution shall remain in full force and effect.

**SECTION 3.** This Resolution shall take effect immediately from and after its passage; provided, however, the amendments to the City’s fee schedule approved in Section 1 of this Resolution shall not be effective until March 1, 2023.

**DULY PASSED AND APPROVED BY THE CITY COUNCIL OF THE CITY OF ALLEN, COLLIN COUNTY, TEXAS, ON THIS THE 14<sup>TH</sup> DAY OF FEBRUARY 2023.**

**APPROVED:**

---

**Kenneth M. Fulk, Mayor**

**ATTEST:**

---

**Shelley B. George, TRMC, City Secretary**

**CITY COUNCIL REGULAR MEETING AGENDA COMMUNICATION**

**AGENDA DATE:** February 14, 2023

**AGENDA CAPTION:** Adopt a Resolution supporting legislation to authorize the City of Allen, Texas to receive certain tax revenues from a qualified hotel project.

**STAFF RESOURCE:** Dan Bowman, Executive Director/CEO of Economic Development

**STRATEGIC PLANNING GOAL:** Vibrant Community with Lively Destinations and Successful Commercial Centers.

**BACKGROUND**

Section 351.152 of the Texas Tax Code entitles certain Texas municipalities to receive from a qualified hotel project the funds that the owner of a qualified hotel project receives under Section 151.429(h) of the Texas Tax Code, which are State sales and use taxes and state hotel occupancy taxes paid or collected by a hotel or a business at the hotel project.

Allen EDC has been working with state officials to get legislation passed that would add the City of Allen to this list of Texas cities that can access State funding to finance a qualified convention center.

State legislators have provided support for the project by filing bills in the Senate (Senate Bill 720) and the State House (House Bill 1962) to amend Texas Tax Code sec. 351.152 to add the City of Allen to the category of municipalities that can access the State incentive program. These bills are likely to be added to the larger Omnibus bill that combines all cities in Texas seeking to be added to this qualified hotel incentive program.

**BUDGETARY IMPACT**

This program utilizes State funds to finance a qualified convention center. Hence, it does not utilize local tax funds and has minimal impact on the City of Allen budget.

**STAFF RECOMMENDATION**

Staff recommends that the City Council adopt a Resolution Supporting Legislation to Authorize the City of Allen, Texas to Receive Certain Tax Revenues From a Qualified Hotel Project.

**MOTION**

*I make a motion to adopt Resolution No. \_\_\_\_\_ in support of legislation to authorize the City of Allen, Texas, to receive certain tax revenues from a qualified hotel project.*

**ATTACHMENT(S)**

[Resolution](#)



**RESOLUTION NO. \_\_\_\_\_**

**A RESOLUTION OF THE CITY COUNCIL OF THE CITY OF ALLEN, COLLIN COUNTY, TEXAS, SUPPORTING LEGISLATION WHICH WOULD AMEND TEXAS TAX CODE SECTION 351.152 TO AUTHORIZE THE CITY OF ALLEN, TEXAS, TO RECEIVE CERTAIN TAX REVENUES GENERATED, PAID AND COLLECTED BY A QUALIFIED HOTEL PROJECT TO BE USED FOR PURPOSES REQUIRED BY CHAPTER 351, SUBCHAPTER C OF THE TEXAS TAX CODE; AND PROVIDING AN EFFECTIVE DATE.**

**WHEREAS**, Subchapter C to Chapter 351 of the Texas Tax Code was enacted by the 86<sup>th</sup> Texas Legislature effective September 1, 2019 (“Subchapter C”); and,

**WHEREAS**, Texas Tax Code sec. 351.156 authorizes certain municipalities to receive for a period of 10 years certain state sales and use taxes, state hotel occupancy taxes, and certain other revenues generated, paid, and collected by certain qualified convention center facility and qualified hotel projects and related restaurants, bars, and retail establishments provided such city has pledged or committed a portion of the city’s local hotel occupancy tax revenues derived by Chapter 351 of the Texas Tax Code and collected by the qualified hotel for the payment of bonds, other obligations, or contractual obligations issued or incurred for the qualified project; and,

**WHEREAS**, as enacted, the City of Allen does not presently fall within the definition of a municipality to which Subchapter C applies; and,

**WHEREAS**, House Bill 1962 and Senate Bill 720 have been introduced for consideration by the regular session of the 88<sup>th</sup> Texas Legislature for the purpose of amending Texas Tax Code sec. 351.152 to add a category of cities to which Subchapter C would apply, which category would include the City of Allen; and,

**WHEREAS**, the City Council of the City of Allen, Texas, finds it would be in the public interest that Texas Tax Code sec. 351.152 be amended as proposed by House Bill 1962 and Senate Bill 720.

**NOW, THEREFORE, BE IT RESOLVED BY THE CITY COUNCIL OF THE CITY OF ALLEN, COLLIN COUNTY, TEXAS, THAT:**

**SECTION 1.** The City Council of the City of Allen, Texas, strongly supports House Bill 1962, Senate Bill 720, and any other legislation amending Section 351.152 of the Texas Tax Code in a manner that makes Subchapter C of Chapter 351 of the Texas Tax Code applicable to the City of Allen, Texas, and authorize use of the funds obtained through the application of Subchapter C to the City of Allen, Texas, for the financing of qualified convention center facility and qualified hotel projects as defined in Subchapter C.

**SECTION 2.** The City Council of the City of Allen, Texas, finds and determines that support for House Bill 1962, Senate Bill 720, and any other legislation that would amend Section 351.152 of the Texas Tax Code in a manner that makes Subchapter C of Chapter 351 of the Texas Tax Code applicable to the City of Allen, Texas, be communicated to members of the Texas Legislature and the Texas Governor’s office.

**SECTION 3.** This Resolution shall become effective from and after its passage.

**DULY PASSED AND APPROVED BY THE CITY COUNCIL OF THE CITY OF ALLEN, COLLIN COUNTY, TEXAS, ON THIS THE 14<sup>TH</sup> DAY OF FEBRUARY 2023.**

**APPROVED:**

---

**Kenneth M. Fulk, MAYOR**

**ATTEST:**

---

**Shelley B. George, TRMC, CITY SECRETARY**  
(kbl:2-7-23:133419)

**CITY COUNCIL REGULAR MEETING AGENDA COMMUNICATION**

**AGENDA DATE:** February 14, 2023

**AGENDA CAPTION:** Authorize the City Manager to purchase Motorola Portable Radios for the Allen Fire Department from Motorola Solutions for \$800,000.

**STAFF RESOURCE:** Jonathan Boyd, Fire Chief  
Richard Vaughn, Assistant Fire Chief

**STRATEGIC PLANNING GOAL:** Safe and Livable Community for All.

**BACKGROUND**

The Purchase of APX Next XN Single Band portable radios is through Motorola Solutions. This radio quote is from DIR contract (DIR-TSO-4101). We expect that these portable radios will be able to satisfy operational requirements for the next 10 years. The portable radios that the Fire Department currently uses have been made obsolete by the manufacturer and will no longer be supported for parts or repair as of December 31, 2023. The Fire Department has been aware of this planned obsolescence for five years and has been planning for it. The funds for this replacement were approved by City Council as part of the FY 2023 budget.

**BUDGETARY IMPACT**

The radio purchase will be funded through ARPA funds of \$350,000, reserve funds of \$393,000, and ASPP funds of \$57,000.

**STAFF RECOMMENDATION**

Staff recommends that the City Council authorize the City Manager to execute the purchase of Motorola APX Next XN Single Band portable radios from Motorola Solutions for \$800,000.

**MOTION**

*I make a motion to authorize the City Manager to execute the purchase of Motorola APX Next XN Single Band portable radios from Motorola Solutions for \$800,000.*

STATE OF TEXAS           §  
  §       **AGREEMENT FOR FURNITURE**  
  §       **FOR STEPEHEN G. RECREATION CENTER**  
COUNTY OF COLLIN    §

This Agreement (“Agreement”) is made by and between the City of Allen, Texas (“City”) and Texas Interior Resources, LLC, a Texas Limited Liability Company (LLC) (“Contractor”) (each a “Party” and collectively the “Parties”), acting by and through their authorized representatives

**RECITALS:**

**WHEREAS**, City solicited competitive bids or proposals pursuant to Request for Proposals No. 2023-10-10 (hereinafter defined as the “RFP”); and

**WHERAS**, Contractor submitted a response to the RFP (hereinafter defined as the “Response”), and

**WHEREAS**, City desires to engage the services of Contractor as an independent contractor, and not as an employee, to provide the goods and/or services described in the Contract Documents (hereinafter defined) on the terms and conditions set forth in this Agreement; and

**WHEREAS**, Contractor desires to provide goods and services to City as set forth herein in accordance with the terms and conditions set forth in this Agreement;

**NOW THEREFORE**, in exchange for the mutual covenants set forth herein and other valuable consideration, the sufficiency and receipt of which are hereby acknowledged, the Parties agree as follows:

**Article I**  
**Term**

1.1 The term of this Agreement shall begin on the last date of execution hereof (the “Effective Date”) and shall continue until completion of the services by the Contractor, unless sooner terminated as provided herein. In the event of termination of this Agreement the Contractor shall be entitled to compensation for any services completed to the reasonable satisfaction of the City in accordance with this Agreement prior to such termination.

1.2 Termination. This Agreement shall terminate upon any one or more of the following:

- (a) Upon the mutual written agreement of the Parties;
- (b) On the date set forth in a written notice by either Party, if the other Party defaults or breaches any of the terms or conditions of this Agreement and such breach is not cured within thirty (30) days after receipt of written notice thereof;

- (c) On the date set forth in a written notice by City, if Contractor suffers an event of “Bankruptcy or Insolvency” (for purposes of this Agreement, “Bankruptcy or Insolvency” shall mean the dissolution or termination of Contractor’s existence as a going business, insolvency, appointment of a receiver for any part of Contractor’s property where such appointment is not terminated within ninety (90) days after such appointment is initially made, any general assignment for the benefit of creditors, or the commencement of any proceeding under any bankruptcy or insolvency laws by or against Contractor where such proceeding is not dismissed within ninety (90) days after the filing thereof; and
- (d) On the date set forth in a written notice by City, if City fails to budget and appropriate funds for payment of the obligations hereunder for the then ensuing City fiscal year.

**Article II**  
**Contract Documents**

2.1 Contractor agrees to provide the goods and services in accordance with the Contract Documents, which are incorporated herein for all purposes, copies of which are on file in the office of the City Purchasing Manager. Any conflict between or among any of the Contract Documents shall be resolved in favor of the document with higher precedence. These documents shall be referred to collectively as “Contract Documents”. The Contract Documents consist of:

- (a) This Agreement;
- (b) City Request for Proposal No. 2023-10-10, incorporated herein by reference and which is on file in City Purchasing Division (the “RFP”); and
- (c) Contractor’s response to the RFP dated December 20, 2022, incorporated herein by reference and which is on file in City Purchasing Division (the “Response”).

In the event of an inconsistency or conflict in any of the provisions of the Agreement the inconsistency or conflict shall be resolved by giving precedence first to this Agreement, then to the Contract Documents in the order in which they are listed above.

2.2 For purposes of this Agreement “Force Majeure” shall mean an occurrence of any contingency or cause beyond the reasonable control of a Party including, without limitation, acts of God or the public enemy, war, riot, terrorism, civil commotion, insurrection, government or de facto governmental action, restrictions or interferences (unless caused by the intentional acts or omissions of the Party), fires, explosions, floods or other inclement weather, strikes, slowdowns or work stoppages, incidence of disease or other illness that reaches outbreak, epidemic, or pandemic proportions or similar causes affecting the area in which the Project is located that results in a reduction of labor force or work stoppage in order to comply with local, state, or national disaster orders, construction delays, shortages or unavailability of supplies, materials or labor, necessary condemnation proceedings, or any other circumstances which are reasonably beyond the control of the Party obligated or permitted under the terms of this Contract to do or perform the same, regardless of whether any such circumstances are similar to any of those enumerated or

not, in which case the Party so obligated or permitted shall be excused from doing or performing the same during such period of delay, so that the time period applicable to such obligation or performance shall be extended for a period of time equal to the period such Party was delayed, provided the Party whose performance is delayed provides written notice to the other Party not later than fifteen (15) business days after the last day of the month of the occurrence of the event(s) or condition(s) causing the delay or the date the Party whose performance has been delayed becomes aware or should have reasonably known of the event, describing such event(s) and/or condition(s) and the date on which such event(s) and/or condition(s) occurred.

### **Article III Schedule of Work**

3.1 General. Contractor shall provide the goods or required services in accordance with the Contract Documents. Contractor shall perform the “Work” required, implied or reasonably inferable from the Contract Documents. The term “Work” shall mean whatever is done by the Contractor or required of the Contractor to perform and complete its duties under this Agreement including, but not limited to, the delivery and installation of the furniture, furnishing of labor, supervision, goods, services materials, transportation, equipment, licenses and permits required by the Contract Documents unless otherwise specified herein.

3.2 Force Majeure. Any delays in or failure of performance by Contractor or City, other than the payment of money, shall not constitute default hereunder to the extent caused by events of Force Majeure.

3.3 Notice to Proceed. Contractor shall not commence the Work until receipt of a written notice to proceed from the City, unless otherwise provided in the Contract Documents. Contractor shall commence the Work required under the Contract Documents within ten (10) calendar days after receipt of the City written notice to proceed. Any Work performed or expenses incurred by Contractor prior to Contractor receipt of the written notice to proceed shall be at the sole risk and cost of the Contractor and shall not be eligible for payment by City under the Contract Documents.

### **Article IV Compensation and Method of Payment**

4.1 Contract Price. Contractor shall be compensated for the goods and services, including all labor, materials, equipment, and supplies for the items delivered, installed and accepted by City in accordance with the price list set forth in the Contract Documents. The total compensation to be paid by City to Contractor shall not exceed Five Hundred Seventy-Five Thousand Five Hundred Thirty-Two and 87/100 Dollars (\$575,532.87) (the “Contract Price”). City shall pay Contractor a deposit of Twenty-Five percent (25%) of the Contract Price in the amount of One Hundred Forty-Three Thousand Eight Hundred Eighty-Three and 22/100 Dollars (\$143,883.22) within fifteen (15) business days after City issuance of the Notice to Proceed following the Effective Date. The Contract Price shall be paid monthly within thirty (30) days after receipt of a monthly written invoice for the goods delivered, installed, and accepted by City during the previous monthly period, in a form reasonably acceptable to the City. City shall pay such

monthly statements within thirty (30) days after receipt and verification of the goods delivered, installed, and accepted by City.

4.2 Rates, charges and fees set forth in the Contract Documents shall remain in effect during the term of this Agreement, except as otherwise provided in the Contract Documents.

## **Article V Miscellaneous**

5.1 Entire Agreement. This Agreement constitutes the sole and only agreement between the Parties and supersedes any prior understandings written or oral agreements between the Parties with respect to this subject matter.

5.2 Assignment. Contractor may not assign this Agreement in whole or in part without the prior written consent of City. In the event of an assignment by Contractor to which City has consented, the assignee shall agree in writing with City to personally assume, perform, and be bound by all the covenants, and obligations contained in this Agreement.

5.3 Successors and Assigns. Subject to the provisions regarding assignment, this Agreement shall be binding on and inure to the benefit of the Parties to it and their respective heirs, executors, administrators, legal representatives, successors and permitted assigns.

5.4 Governing Law. The laws of the State of Texas shall govern this Agreement without regard to any choice of law rules; and exclusive venue for any action concerning this Agreement shall be in state District Court of Collin County, Texas. The Parties agree to submit to the personal and subject matter jurisdiction of said Court.

5.5 Amendments. This Agreement may be amended by the mutual written agreement of the Parties.

5.6 Severability. In the event any one or more of the provisions contained in this Agreement shall for any reason be held to be invalid, illegal, or unenforceable in any respect, such invalidity, illegality or unenforceability shall not affect any other provisions, and the Agreement shall be construed as if such invalid, illegal, or unenforceable provision had never been contained in it.

5.7 Independent Contractor. It is understood and agreed by and between the Parties that Contractor, in satisfying the conditions of this Agreement, is acting independently, and that City assumes no responsibility or liabilities to any third party in connection with these actions. All services to be performed by Contractor pursuant to this Agreement shall be in the capacity of an independent Contractor, and not as an agent or employee of City. Contractor shall supervise the performance of its services and shall be entitled to control the manner and means by which its services are to be performed, subject to the terms of this Agreement.

5.8 Notice. Any notice required or permitted to be delivered hereunder shall be deemed received: (i) three (3) days after deposit into the United States Mail, postage prepaid, certified mail, addressed to the Party at the address set forth below, or (ii) on the day received if sent by courier or otherwise hand delivered:

If intended for City, to:

Attn: City Manager  
City of Allen, Texas  
3<sup>rd</sup> Floor, Allen City Hall  
305 Century Parkway  
Allen, Texas 75013

With copy to:

Attn: Peter G. Smith  
City Attorney  
Nichols, Jackson, Dillard, Hager  
& Smith, L.L.P.  
1800 Ross Tower  
500 N. Akard Street  
Dallas, Texas 75201

If intended for Contractor, to:

Texas Interior Resources, LLC  
Attn: Jeff Blue  
President  
1444 Oak Lawn Ave.  
Suite 301  
Dallas, TX 75207

5.9 Counterparts. This Agreement may be executed by the Parties hereto in separate counterparts, each of which when so executed and delivered shall be an original, but all such counterparts shall together constitute one and the same instrument. Each counterpart may consist of any number of copies hereof each signed by less than all, but together signed by all of the Parties hereto.

5.10 Exhibits and Recitals. The exhibits attached hereto, and the Recitals are incorporated herein and made a part hereof for all purposes.

5.11 Insurance.

- (a) Contractor shall during the term of this Agreement obtain and maintain in full force and effect the insurance as set forth in the schedules below and subject to the terms and conditions set forth in this Section.
- (b) All insurance shall be endorsed to provide the following provisions: (1) name City, its officers, and employees (collectively the “City”) as additional insureds as to all applicable coverage with the exception of Workers Compensation Insurance and Professional Liability; (2) provide for a waiver of subrogation against City for injuries, including death, property damage, or any other loss to the extent the same is covered by the proceeds of insurance, except for Professional Liability Insurance. A specific endorsement needs to be added to all policies, with a copy of the endorsement provided to City that indicates the insurance company will provide to City at least a thirty (30) day prior written notice for cancellation, non-renewal, and/or material changes of the policy. In the event the companies providing the required insurance are prohibited by law to provide any such specific endorsements, the Contractor shall provide at least thirty (30) days prior written notice to City of

any cancellation, non-renewal and/or material changes to any of the policies of insurance.

- (c) All insurance companies providing the required insurance shall be authorized to transact business in Texas and rated at least “A” by AM Best or other equivalent rating service. All policies must be written on a primary basis, non-contributory with any other insurance coverage and/or self-insurance maintained by City.
- (d) A certificate of insurance and copies of policy endorsements evidencing the required insurance shall be submitted to City prior to commencement of services. On every date of renewal of the required insurance policies, the Contractor shall cause a certificate of insurance and policy endorsements to be issued evidencing the required insurance herein and delivered to City. In addition, the Contractor shall, within ten (10) business days after written request, provide City with certificates of insurance and policy endorsements for the insurance required herein. The delivery of the certificates of insurance and policy endorsements to City is a condition precedent to the payment of any amounts due to Contractor by City.

**Insurance Schedule**

**Contracts in the Amount of \$0-\$100,000**

<b>Type of Insurance</b>	<b>Amount of Insurance</b>	<b>Provisions</b>
1. Commercial General (Public) Liability to include coverage for: a) Premises/Operations b) Products/Completed Operations c) Independent Contractors d) Personal Liability e) Contractual Liability	\$500,000 each occurrence, \$1,000,000 general aggregate;  -or-  \$1,000,000 combined single limits	City to be listed as additional insured and provided 30-day notice of cancellation or material change in coverage.  City prefers that insurer be rated A or higher by A.M. Best or equivalent. Waiver of Subrogation to apply.
2. Business Auto Liability	\$500,000 combined single limit	Owned, non-owned, and hired vehicles
3. Workers’ Comp & Employers’ Liability	Statutory Limits \$1,000,000 each accident	Waiver of subrogation
4. a) Professional Liability b) E & O coverage	1,000,000 per occurrence	If Applicable

**Contracts in the Amount of \$100,000-\$1,000,000**

<b>Type of Insurance</b>	<b>Amount of Insurance</b>	<b>Provisions</b>
1. Commercial General (Public) Liability to include coverage for: f) Premises/Operations	\$1,000,000 each occurrence  \$2,000,000 general aggregate	City to be listed as additional insured and provided 30-day notice of cancellation or material change in coverage.

g) Products/Completed Operations h) Independent Contractors i) Personal Liability j) Contractual Liability	\$2,000,000 Umbrella/ Excess Liability	City requires that insurer be rated A or higher by A.M. Best or equivalent. Waiver of subrogation
2. Business Auto Liability	<ul style="list-style-type: none"> <li>• \$1,000,000 per occurrence</li> <li>• \$1,000,000 aggregate or;</li> <li>• \$1,000,000 combined single limits</li> </ul>	City to be named as a additional insured
3. Workers' Comp & Employers' Liability	Statutory Limits \$1,000,000 each accident	Waiver of subrogation
4. Builders Risk Policy	100% of construction total	If Applicable
5. a) Professional Liability b) E & O coverage	1,000,000 per occurrence	If Applicable

**Contracts in the Amount of \$1,000,000-\$8,000,000**

<b>Type of Insurance</b>	<b>Amount of Insurance</b>	<b>Provisions</b>
1. Broad Form Commercial General Liability to include coverage for: k) Premises/Operations l) Products/Completed Operations m) Independent Contractors n) Personal Liability o) Contractual Liability	\$2,000,000 each occurrence, \$4,000,000 general aggregate; \$4,000,000 umbrella	City to be listed as additional insured and provided 30-day notice of cancellation or material change in coverage.  City requires that insurer be rated A or higher by A.M. Best or equivalent. Waiver of Subrogation
2. Business Auto Liability	<ul style="list-style-type: none"> <li>• \$1,000,000 per occurrence</li> <li>• \$2,000,000 aggregate or;</li> <li>• \$2,000,000 combined single limits</li> </ul>	City to be named as additional insured
3. Workers' Comp & Employers' Liability	Statutory Limits \$1,000,000 each accident	City to be provided a waiver of subrogation
4. Builders Risk Policy	100% of construction total	If Applicable
5. a) Professional Liability b) E & O coverage	1,000,000 per occurrence	If Applicable

5.12 Indemnification. CONTRACTOR DOES HEREBY COVENANT AND CONTRACT TO WAIVE ANY AND ALL CLAIMS, RELEASE, DEFEND, INDEMNIFY, AND HOLD HARMLESS THE CITY, ITS CITY COUNCIL, OFFICERS, EMPLOYEES, AND AGENTS (COLLECTIVELY THE CITY), FROM AND AGAINST ALL LIABILITY, CAUSES OF ACTION, CITATIONS, CLAIMS, COSTS, DAMAGES, DEMANDS, EXPENSES, FINES, JUDGMENTS, LOSSES, PENALTIES OR SUITS, TO THE EXTENT CAUSED BY OR RESULTING FROM CONTRACTOR'S PERFORMANCE OF THIS AGREEMENT, THE NEGLIGENCE, INTENTIONAL TORT, INTELLECTUAL PROPERTY INFRINGEMENT, OR FAILURE TO PAY A SUBCONTRACTOR OR SUPPLIER COMMITTED BY THE CONTRACTOR, ITS AGENT, ITS CONSULTANT UNDER CONTRACT, OR ANY OTHER ENTITY OVER WHICH THE CONTRACTOR EXERCISES CONTROL. INDEMNIFIED ITEMS SHALL INCLUDE REASONABLE ATTORNEYS' FEES AND COSTS, COURT COSTS, AND SETTLEMENT COSTS IN PROPORTION TO CONTRACTOR'S LIABILITY. CONTRACTOR'S OBLIGATIONS UNDER THIS SECTION SHALL NOT BE LIMITED TO THE LIMITS OF COVERAGE OF INSURANCE MAINTAINED OR REQUIRED TO BE MAINTAINED BY CONTRACTOR UNDER THIS AGREEMENT. THIS PROVISION SHALL SURVIVE THE TERMINATION OF THIS AGREEMENT.

5.13 Audits and Records. Contractor shall keep, and cause each sub-contractor to keep, a complete and accurate record to document the Contractor's performance of this Agreement and to expedite any audit that might be conducted by City. Contractor shall maintain, and cause each subcontractor to maintain all books, documents, papers, accounting records and other documentation relating to costs incurred under this Contract for the Work; and Contractor shall make such materials available to City for review and inspection during the term of this Agreement and for a period of two (2) years from the date of termination of this Agreement, or until any pending litigation or claims are resolved, whichever is later.

5.14 Conflicts of Interests. Contractor represents that no official or employee of City has any direct or indirect pecuniary interest in this Agreement.

5.15 Boycott Israel; Boycott Energy Companies; and Prohibition of Discrimination against Firearm Entities and Firearm Trade Associations.

- (a) Contractor verifies that it does not Boycott Israel and agrees that during the term of the Agreement will not Boycott Israel as that term is defined in Texas Government Code Section 808.001, as amended.
- (b) Contractor verifies that it does not Boycott Energy Companies and agrees that during the term of this Agreement will not Boycott Energy Companies as that term is defined in Texas Government Code Section 809.001, as amended.
- (c) Contractor verifies that it (i) does not have a practice, policy, guidance, or directive that discriminates against a firearm entity or firearm trade association as those terms are defined in Texas Government Code Section 2274.001, as amended; and (ii) will

not discriminate during the term of this Agreement against a firearm entity or firearm trade association.

- (d) This section does not apply if Contractor is a sole proprietor, a non-profit entity, or a governmental entity; and only applies if: (i) Contractor has ten (10) or more fulltime employees and (ii) this Agreement has a value of \$100,000.00 or more to be paid under the terms of this Agreement.

5.16 Under the Authority of the Clean Water Act, the Environmental Protection Agency (EPA), City has endeavored to reduce / improve storm water quality per direction of the Texas Commission of Environmental Quality (TCEQ). City has developed standard operating procedures (SOP's) for City Storm Water Management Program (SWMP). By signing this Agreement Contractor agrees to follow City SOP's of City SWMP. Follow the link for City SOP's <http://www.cityofallen.org/933/Storm-Water-Management>.

5.17 Warranty. Contractor warrants to City that all labor furnished to perform the work under this Agreement will be competent to perform the tasks undertaken, that the product of such labor will yield only first-class results, that the work will be performed in a good and workmanlike manner and at least in accordance with industry standards, and that the work will be of good quality, free from faults and defects and in strict conformance with this contract. All work not conforming to these requirements may be considered defective.

5.18 Warning Devices and Barricades. Contractor shall furnish and maintain such warning devices, barricades, lights, signs, and other devices as may be necessary or appropriate or required by City to protect persons or property in, near or adjacent to the jobsite. Contractor shall comply with all applicable Federal, State, and Local Laws regarding occupational safety and health, as well as providing protection of the environment. This shall include, but not be limited to, compliance with U.S. Department of Labor-Occupational Safety and Health Administration (OSHA), and U.S. Environmental Protection Agency (EPA) guidelines and regulations. No separate compensation shall be paid to Contractor for such measures.

*(Signature page to follow)*

**EXECUTED** this \_\_\_\_\_ day of \_\_\_\_\_, 2023.

**CITY OF ALLEN, TEXAS**

By: \_\_\_\_\_  
Eric Ellwanger, City Manager

**ATTEST**

\_\_\_\_\_  
Shelley B. George, City Secretary

**EXECUTED** this 7th day of February, 2023.

**TEXAS INTERIOR RESOURCES, LLC**

By:  \_\_\_\_\_  
(Signature of Authorized Officer)

Name: Jeff Blue  
(Print Name)

Title: President



**Bid Tab-RFP #2023-10-10 Furniture for Stephen Terrell Recreation Center**

Vendor Name: Business Interiors

Vendor Name: Indoff DBA The Source Commercial

Vendor Name: Interior Resources Group

ITEM NO.	ROOM #	ROOM DESCRIPTION	FURN ID	ITEM	MANUFACTURER	PRODUCT	QTY	UOM	UNIT PRICE	EXTENDED	LEAD TIME	NOTES	QTY	UOM	UNIT PRICE	EXTENDED	LEAD TIME	NOTES	QTY	UOM	UNIT PRICE	EXTENDED	LEAD TIME	NOTES
1	1000	Rec Lobby	L-1.1	Lounge - guest chair	Stylox	Nestle, metal leg	2	EACH	\$1,369.34	\$2,738.68	105 Days		2	EACH	\$1,170.72	\$2,341.44	15-16 weeks		2	EACH	\$1,571.64	\$3,143.28	15-16 weeks	
2	1000	Rec Lobby	L-2.0	Lounge - Chair 1	Bernhardt	Remix (fabric needs grading in, G8)	2	EACH	\$1,811.48	\$3,622.96	70		2	EACH	\$1,998.70	\$3,997.40	9-10 weeks		2	EACH	\$1,776.50	\$3,553.00	9-10 weeks	
3	1000	Rec Lobby	L-3.0	Lounge - Chair 2	Bernhardt	Lily, swivel base, G7 (option G4)	2	EACH	\$2,082.67	\$4,165.34	70		2	EACH	\$1,745.59	\$3,491.18	9-10 weeks		2	EACH	\$2,127.48	\$4,254.96	9-10 weeks	COM requires testing
4	1000	Rec Lobby	L-6.0	Lounge - bench	Encore	Hado, 60"	2	EACH	\$998.77	\$1,997.54	63	Price increase - 2/1/2023	2	EACH	\$1,025.11	\$2,050.22	9-11 weeks		2	EACH	\$870.24	\$1,740.48	9 weeks	
5	1000	Rec Lobby	L-7.1	Lounge - Modular	Stylox	Share, GE, (option no dual color waterline)	1	EACH	\$12,294.77	\$12,294.77	105		1	EACH	\$12,526.34	\$12,526.34	15-16 weeks		1	EACH	\$10,791.36	\$10,791.36	15-16 weeks	
6	1000	Rec Lobby	L-7.2	Lounge-Modular	Stylox	Share, GE, (option no dual color waterline)	1	EACH	\$12,495.20	\$12,495.20	105		1	EACH	\$12,730.46	\$12,730.46	15-16 weeks		1	EACH	\$10,951.86	\$10,951.86	15-16 weeks	
7	1000	Rec Lobby	L-7.3	Lounge-Modular	Stylox	Share, GE, (option no dual color waterline)	1	EACH	\$13,697.34	\$13,697.34	105		1	EACH	\$13,955.25	\$13,955.25	15-16 weeks		1	EACH	\$11,914.86	\$11,914.86	15-16 weeks	
8	1000	Rec Lobby	T-2.1	Table - café	Leland	M3, 30dia, laminate top	1	EACH	\$1,284.15	\$1,284.15	70		1	EACH	\$1,858.58	\$1,858.58	8-10 weeks		1	EACH	\$1,196.12	\$1,196.12	8-10 weeks	
9	1000	Rec Lobby	T-4.0	Table - occasional large	Stylox	Adorn, 36dia, solid surface top	2	EACH	\$2,186.46	\$4,372.92	105		2	EACH	\$2,227.63	\$4,455.26	15-16 weeks		2	EACH	\$1,930.06	\$3,860.12	15-16 weeks	
10	1000	Rec Lobby	T-6.0	Table - occasional medium	Stylox	Adorn, 20dia/24h, metal top	2	EACH	\$455.65	\$911.30	105		2	EACH	\$464.22	\$928.44	15-16 weeks		2	EACH	\$543.56	\$1,087.12	15-16 weeks	
11	1000	Rec Lobby	T-7.0	Table - occasional small	Stylox	Adorn, 17dia/20h, metal top	3	EACH	\$409.45	\$1,228.35	105		3	EACH	\$416.88	\$1,250.64	15-16 weeks		3	EACH	\$506.56	\$1,519.68	15-16 weeks	
12	1002	Control Desk	CH-1.1	Chair - guest	Leland	Rapson 48, wood, wood base	2	EACH	\$624.50	\$1,249.00	70		2	EACH	\$903.85	\$1,807.70	6-8 weeks		2	EACH	\$562.12	\$1,124.24	6-8 weeks	
13	1002	Control Desk	CH-14.1	Chair - task	Kimball	JOYA task chair	1	EACH	\$622.74	\$622.74	42		1	EACH	\$289.71	\$289.71	4-6 weeks		1	EACH	\$534.80	\$534.80	4-5 weeks	
14	1002	Control Desk	CH-14.2	Chair - task stool	Kimball	JOYA task stool	1	EACH	\$801.56	\$801.56	42		1	EACH	\$369.47	\$369.47	4-6 weeks		1	EACH	\$680.40	\$680.40	4-5 weeks	
15	1003	Rec Lobby	CH-1.1	Chair - guest	Leland	Rapson 48, wood seat, wood base	2	EACH	\$624.50	\$1,249.00	70		2	EACH	\$903.85	\$1,807.70	6-8 weeks		2	EACH	\$562.12	\$1,124.24	6-8 weeks	
16	1003	Rec Lobby	CH-3.2	Chair - stool	Leland	Rapson 48, wood seat, legs	3	EACH	\$1,085.54	\$3,256.62	70		3	EACH	\$1,571.15	\$4,713.45	6-8 weeks		3	EACH	\$955.62	\$2,866.86	6-8 weeks	
17	1005	Party Room	CH-7.0	Chair - stacked	KI	Strive, standard sled base, high density stack	24	EACH	\$116.54	\$2,796.96	56		24	EACH	\$172.79	\$4,146.96	6-8 weeks		24	EACH	\$147.33	\$3,535.92	5-7 weeks	
18	1005	Party Room	T-14.0	Table - folding	Southern Alum	30 x 60 folding table	5	EACH	\$633.03	\$3,165.15	56		5	EACH	\$667.60	\$3,338.00	6 weeks		5	EACH	\$587.08	\$2,935.40	8 weeks	
19	1005B	Party Room Storage	S-4.0	Chair-cart	KI	Strive Chair cart	1	EACH	\$160.90	\$160.90	56		1	EACH	\$249.60	\$249.60	6-8 weeks		1	EACH	\$319.22	\$319.22	2-4 weeks	
20	1028	Unisex RR / Mom Rm	CH-12.0	Chair - lounge	OFS	Saven Rocker	1	EACH	\$1,241.85	\$1,241.85	84		1	EACH	\$1,307.80	\$1,307.80	6-8 weeks		1	EACH	\$1,067.21	\$1,067.21	8 weeks	
21	1028	Unisex RR / Mom Rm	T-7.0	Table - occasional	Stylox	Adorn, 17dia/20h, metal top	1	EACH	\$409.45	\$409.45	105		1	EACH	\$416.88	\$416.88	15-16 weeks		1	EACH	\$506.56	\$506.56	15-16 weeks	
22	1041	Concession Seating	CH-2.1	Chair - guest	Leland	Rapson 48, wood shell & seat, 4 leg - metal	16	EACH	\$376.70	\$6,027.20	70		16	EACH	\$545.20	\$8,723.20	6-8 weeks		16	EACH	\$350.62	\$5,609.92	6-8 weeks	
23	1041	Concession Seating	CH-2.2	Chair - guest	Leland	Rapson 48, wood shell & seat, metal leg	6	EACH	\$376.70	\$2,260.20	70		6	EACH	\$545.20	\$3,271.20	6-8 weeks		6	EACH	\$350.62	\$2,103.72	6-8 weeks	
24	1041	Concession Seating	CH-4.2	Chair - stool	Leland	Rapson 48, wood shell & seat, metal leg	12	EACH	\$537.21	\$6,446.52	70		12	EACH	\$777.52	\$9,330.24	6-8 weeks		12	EACH	\$487.62	\$5,851.44	6-8 weeks	
25	1041	Concession Seating	CH-5.1	Outdoor - Chair - guest	Davis	Ariel, steel	8	EACH	\$652.00	\$5,216.00	77		8	EACH	\$740.02	\$5,920.16	11-13 weeks		8	EACH	\$719.03	\$5,752.24	11-12 weeks	
26	1041	Concession Seating	CH-6.3	Outdoor - Chair - stool	Davis	Ariel, steel	8	EACH	\$757.39	\$6,059.12	77		8	EACH	\$845.16	\$6,761.28	11-13 weeks		8	EACH	\$818.63	\$6,549.04	11-12 weeks	
27	1041	Concession Seating	L-8.0	Lounge - modular	Stylox	Share banquette, 84"	2	EACH	\$5,030.15	\$10,060.30	105		2	EACH	\$5,124.88	\$10,249.76	15-16 weeks		2	EACH	\$4,208.06	\$8,416.12	15-16 weeks	
28	1041	Concession Seating	T-1.1	Table - café	Leland	M3, 30x30, square base, laminate top	8	EACH	\$1,284.15	\$10,273.20	70		8	EACH	\$1,858.58	\$14,868.64	8-10 weeks		8	EACH	\$1,196.12	\$9,568.96	8-10 weeks	
29	1041	Concession Seating	T-10.1	Outdoor - Table - café	Davis	Ginkgo Wire, 30" D/29H	2	EACH	\$1,085.11	\$2,170.22	77		2	EACH	\$1,170.08	\$2,340.16	11-13 weeks		2	EACH	\$1,197.43	\$2,394.86	11-12 weeks	
30	1041	Concession Seating	T-10.3	Outdoor - Table -	Davis	Ginkgo Wire, 30"/42"H	2	EACH	\$1,129.97	\$2,259.94	77		2	EACH	\$1,170.08	\$2,340.16	11-13 weeks		2	EACH	\$1,268.43	\$2,536.86	11-12 weeks	
31	1041	Concession Seating	T-11.1	Table - communal	Arcadia	Delen, 36x84, laminate top & edge; power + usb	2	EACH	\$4,654.64	\$9,309.28	63	Price increase - 2/1/2023	2	EACH	\$4,819.14	\$9,638.28	8-10 weeks		2	EACH	\$3,882.60	\$7,765.20	8-9 weeks	
32	1042	Flex Hall	CH-2.2	Chair - guest	Leland	Rapson 48, wood shell & seat, 4 leg - metal	2	EACH	\$376.70	\$753.40	70		2	EACH	\$545.20	\$1,090.40	6-8 weeks		2	EACH	\$350.62	\$701.24	6-8 weeks	
33	1042	Flex Hall	CH-4.1	Chair - stool	Leland	Rapson 48, wood shell & seat, 4 leg - metal	3	EACH	\$537.21	\$1,611.63	70		3	EACH	\$777.52	\$2,332.56	6-8 weeks		3	EACH	\$487.62	\$1,462.86	6-8 weeks	
34	1042	Flex Hall	L-5.3	Lounge - chair	Encore	Fling Lounge, 2 fabrics	3	EACH	\$1,082.17	\$3,246.51	63	Price increase - 2/1/2023	3	EACH	\$1,110.71	\$3,332.13	9-11 weeks		3	EACH	\$922.49	\$2,767.47	9 weeks	
35	1042	Flex Hall	T-6.0	Table - occasional medium	Stylox	Adorn, 20dia/24h, metal top	1	EACH	\$455.65	\$455.65	105		1	EACH	\$464.22	\$464.22	15-16 weeks		1	EACH	\$543.56	\$543.56	15-16 weeks	
36	1042	Flex Hall	T-7.0	Table - occasional small	Stylox	Adorn, 17dia/20h, solid surface top (option for metal top)	2	EACH	\$409.45	\$818.90	105		2	EACH	\$416.88	\$833.76	15-16 weeks		2	EACH	\$506.56	\$1,013.12	15-16 weeks	
37	1043	Flex Space	CH-5.0	Chair - stacked	Leland	Ease wood stack chair	60	EACH	\$357.94	\$21,476.40	70		60	EACH	\$518.07	\$31,084.20	6-8 weeks		60	EACH	\$325.62	\$19,537.20	6-8 weeks	
38	1043	Flex Space	S-3.0	Chair - cart	Leland	transport dolly (capacity - 25 high density)	3	EACH	\$618.06	\$1,854.18	70		3	EACH	\$894.53	\$2,683.59	6-8 weeks		3	EACH	\$550.62	\$1,651.86	6-8 weeks	
39	1043	Flex Space	T-15.0	Table - training	KI	Pirouette, fixed height 29", nesting, collaborative T base, 30x72	15	EACH	\$978.30	\$14,674.50	35		15	EACH	\$832.98	\$12,494.70	4-6 weeks		15	EACH	\$908.00	\$13,620.00	3-5 weeks	
40	1043	Flex Space	S-3.0	Table-cart	Leland	Ease transport dolly	2	EACH	\$618.06	\$1,236.12	70		2	EACH	\$894.53	\$1,789.06	6-8 weeks		2	EACH	\$550.62	\$1,101.24	6-8 weeks	
41	1206	Rec Gym Lounge	CH-3.1	Chair - stool	Leland	Rapson 48, wood shell & seat, 4 leg - metal	3	EACH	\$1,085.56	\$3,256.68	70		3	EACH	\$1,571.15	\$4,713.45	6-8 weeks		3	EACH	\$955.62	\$2,866.86	6-8 weeks	
42	1207	Rec Gym Lounge	L-1.2	Chair - guest	Stylox	Nestle, wood leg, Grade 3 (option - metal leg)	2	EACH	\$1,610.96	\$3,221.92	105		2	EACH	\$1,641.31	\$3,282.62	15-16 weeks		2	EACH	\$1,446.06	\$2,892.12	15-16 weeks	
43	1207	Rec Gym Lounge	L-5.1	Lounge - Chair	Encore	Fling Lounge, 2 fabrics	3	EACH	\$1,082.17	\$3,246.51	63	Price increase - 2/1/2023	3	EACH	\$1,110.71	\$3,332.13	9-11 weeks		3	EACH	\$922.49	\$2,767.47	9 weeks	
44	1206	Rec Gym Lounge	T-2.1	Table - café	Leland	M3, 30" dia., 29H, laminate top	1	EACH	\$1,284.15	\$1,284.15	70		1	EACH	\$1,858.58	\$1,858.58	8-10 weeks		1	EACH	\$1,196.12	\$1,196.12	8-10 weeks	
45	1206	Rec Gym Lounge	T-3.0	Table - café	Leland	M3, table 42H, 30 dia, laminate top	1	EACH	\$1,364.40	\$1,364.40	70		1	EACH	\$1,974.74	\$1,974.74	8-10 weeks		1	EACH	\$1,264.62	\$1,264.62	8-10 weeks	
46	1207	Rec Gym Lounge	T-5.1	Table - occasional large	Stylox	Adorn, 36dia, painted metal top	1	EACH	\$606.07	\$606.07	105		1	EACH	\$617.48	\$617.48	15-16 weeks		1	EACH	\$664.06	\$664.06	15-16 weeks	
47	1207	Rec Gym Lounge	T-6.0	Table - occasional med	Stylox	Adorn, 20 dia/24h, painted metal top	1	EACH	\$455.65	\$455.65	105		1	EACH	\$464.22	\$464.22	15-16 weeks		1	EACH	\$543.56	\$543.56	15-16 weeks	
48	1207	Rec Gym Lounge	T-7.0	Table - occasional small	Stylox	Adorn, 17dia/20h, painted metal top	2	EACH	\$409.45	\$818.90	105													

ITEM NO.	ROOM #	ROOM DESCRIPTION	FURN ID	ITEM	MANUFACTURER	PRODUCT	QTY	UOM	UNIT PRICE	EXTENDED	LEAD TIME	NOTES	QTY	UOM	UNIT PRICE	EXTENDED	LEAD TIME	NOTES	QTY	UOM	UNIT PRICE	EXTENDED	LEAD TIME	NOTES
84	1230	Count	D-1.0*	Workstation	NATIONAL	NAVIYD "L"-SHAPED DESK; WAVEWORKS B/B/F/LF STORAGE (MODIFY SIZE)	1	EACH	\$2,247.92	\$2,247.92	42	Price increase - 3/1/2023	1	EACH	\$1,649.36	\$1,649.36	4-6 weeks		1	EACH	\$2,962.39	\$2,962.39	5-6 weeks	
85	1231	Huddle	L-5.1	Chair - lounge	Encore	Fling Lounge, 2 fabrics	2	EACH	\$410.84	\$821.68	63	Price increase - 2/1/2023	2	EACH	\$1,110.71	\$2,221.42	9-11 weeks		2	EACH	\$922.49	\$1,844.98	9 weeks	
86	1231	Huddle	T-6.0	Table - occasional - small	Stylex	Adorn, side table, 20" dia, metal base & top	1	EACH	\$455.65	\$455.65	105		1	EACH	\$464.22	\$464.22	15-16 weeks		1	EACH	\$543.56	\$543.56	15-16 weeks	
87	1231	Huddle	T-7.0	Table - occasional - small	Stylex	Adorn, side table, 17" dia, metal base & top	1	EACH	\$409.45	\$409.45	105		1	EACH	\$416.88	\$416.88	15-16 weeks		1	EACH	\$506.56	\$506.56	15-16 weeks	
88	1234	Break Rm	CH-8.0	Chair - guest	KI	Strive, 4 leg w/ casters, poly seat & back	5	EACH	\$116.95	\$584.75	56	No Casters	5	EACH	\$185.95	\$929.75	6-8 weeks		5	EACH	\$159.11	\$795.55	5-7 weeks	
89	1234	Break Rm	T-2.2	Table - cafe	Leland	M3, table height, 42" D, round base, laminate top	1	EACH	\$1,718.25	\$1,718.25	70		1	EACH	\$2,486.93	\$2,486.93	8-10 weeks		1	EACH	\$1,566.62	\$1,566.62	8-10 weeks	
90	1235	Work Room	CH-14.1	Work Room	Kimball	Joya task	2	EACH	\$622.74	\$1,245.48	42		2	EACH	\$289.71	\$579.42	4-6 weeks		2	EACH	\$534.80	\$1,069.60	4-5 weeks	
91	1240	Locker Room Hall	L-6.0	Lounge - bench	Encore	Hado, 60"	2	EACH	\$998.77	\$1,997.54	63	Price increase - 2/1/2023	2	EACH	\$1,025.11	\$2,050.22	8-10 weeks		2	EACH	\$870.24	\$1,740.48	9 weeks	
92	1400	Maintenance	CH-10.2	Chair - stool	KI	strive counter height stool	2	EACH	\$177.43	\$354.86	56		2	EACH	\$272.12	\$544.24	6-8 weeks		2	EACH	\$228.56	\$457.12	4-6 weeks	
93	1424	Group Fitness C	CH-14.2	Chair - task stool	Kimball	JOYA task stool	1	EACH	\$801.56	\$801.56	42		1	EACH	\$369.47	\$369.47	4-6 Weeks		1	EACH	\$680.40	\$680.40	4-5 weeks	
94	1400	Maintenance	T-16.0	Table - work top	Smith Systems	adjustable eight 30x60 table on casters	2	EACH	\$1,877.74	\$3,755.48	70		2	EACH	\$2,084.48	\$4,168.96	4-6 weeks		2	EACH	\$1,876.61	\$3,753.22	2-3 weeks	
95	1406	Maintenance Office	CH-14.1	Chair - task	Kimball	Joya task	1	EACH	\$622.74	\$622.74	42		1	EACH	\$289.71	\$289.71	4-6 weeks		1	EACH	\$534.80	\$534.80	4-5 weeks	
96	1406	Maintenance Office	CH-8.0	Chair - guest	KI	Strive, 4 leg	1	EACH	\$116.95	\$116.95	56		1	EACH	\$185.95	\$185.95	4-6 weeks		1	EACH	\$159.11	\$159.11	4-6 weeks	
97	1406	Maintenance Office	D-1.0	Workstation	NATIONAL	NAVIYD "L"-SHAPED DESK; WAVEWORKS B/B/F/LF STORAGE	1	EACH	\$2,247.92	\$2,247.92	42	Price increase - 3/1/2023	1	EACH	\$1,649.36	\$1,649.36	4-6 weeks		1	EACH	\$3,022.43	\$3,022.43	5-6 weeks	
98	1420	Fitness Lounge	L-6.0	Lounge - bench	Encore	Hado, 60"	2	EACH	\$998.77	\$1,997.54	63	Price increase - 2/1/2023	2	EACH	\$1,025.11	\$2,050.22	9-11 weeks		2	EACH	\$870.24	\$1,740.48	9 weeks	
99	1440	Child Watch	CH-11.1	Chair - child	Smith System	Flavors Stack chair	6	EACH	\$72.50	\$435.00	70		6	EACH	\$97.00	\$582.00	6 weeks		6	EACH	\$83.72	\$502.32	2-3 weeks	
100	1440	Child Watch	CH-11.2	Chair - child	Smith System	Flavors Stack chair	6	EACH	\$75.49	\$452.94	70		6	EACH	\$97.00	\$582.00	6 weeks		6	EACH	\$96.50	\$579.00	2-3 weeks	
101	1440	Child Watch	CH-12.1	Rocker	OFS/Carolina	Saven Rocker	1	EACH	\$1,241.85	\$1,241.85	84		1	EACH	\$1,307.80	\$1,307.80	6-8 weeks		1	EACH	\$1,044.21	\$1,044.21	8 weeks	
102	1440	Child Watch	CH-14.2	Chair - task stool	Kimball	JOYA task stool	1	EACH	\$801.56	\$801.56	42		1	EACH	\$369.47	\$369.47	4-6 weeks		1	EACH	\$680.40	\$680.40	4-5 weeks	
103	1440	Child Watch	CH-8.0	Chair - guest	KI	Strive, 4 leg w/ casters, poly seat & back	2	EACH	\$116.95	\$233.90	56	No Casters	2	EACH	\$185.95	\$371.90	6-8 weeks		2	EACH	\$159.11	\$318.22	4-6 weeks	
104	1440	Child Watch	S-10.0	Lounge - floor cushions	Gressco	Robust Block Cushions	4	EACH	\$304.54	\$1,218.16	84		4	EACH	\$3,500.94	\$14,003.76	6-7 weeks		4	EACH	\$1,018.28	\$4,073.12	12-14 weeks	
105	1440	Child Watch	S-9.0	Storage/divider cabinets	Gressco	storage cabinets	4	EACH	\$873.05	\$3,492.20	84		4	EACH	\$5,343.92	\$21,375.68	6-7 weeks		4	EACH	\$963.06	\$3,852.24	12-14 weeks	
106	1440	Child Watch	T-12.0	Table - child	Smith System	6-star 60" D adjustable laminate table	2	EACH	\$705.79	\$1,411.58	70		2	EACH	\$494.86	\$989.72	6 weeks		2	EACH	\$712.94	\$1,425.88	2-3 weeks	
107	1460	Game Area	CH-1.2	Chair - guest	Leland	Rapson 48, wood shell & seat, wood leg	2	EACH	\$624.50	\$1,249.00	70		2	EACH	\$903.85	\$1,807.70	6-8 weeks		2	EACH	\$562.12	\$1,124.24	6-8 weeks	
108	1460	Game Area	CH-3.1	Chair - stool	Leland	Rapson 48, wood shell & seat, wood leg	3	EACH	\$1,085.56	\$3,256.68	70		3	EACH	\$1,571.15	\$4,713.45	6-8 weeks		3	EACH	\$946.62	\$2,839.86	6-8 weeks	
109	1460	Game Area	L-4.1	Lounge - Chair	Bernhardt	Mitt, 5720L - handle	2	EACH	\$1,768.70	\$3,537.40	70		2	EACH	\$1,673.74	\$3,347.48	9-10 weeks		2	EACH	\$1,774.01	\$3,548.02	9-10 weeks	
110	1460	Game Area	L-4.2	Lounge - Chair	Bernhardt	Mitt, 5720L - handle	2	EACH	\$1,768.70	\$3,537.40	70		2	EACH	\$1,673.74	\$3,347.48	9-10 weeks		2	EACH	\$1,774.01	\$3,548.02	9-10 weeks	
111	1460	Game Area	L-5.3	Lounge - Chair	Encore	Fling Lounge, 2 fabrics	3	EACH	\$1,082.17	\$3,246.51	63	Price increase - 2/1/2023	3	EACH	\$1,110.71	\$3,332.13	9-11 weeks		3	EACH	\$922.49	\$2,767.47	9 weeks	
112	1460	Game Area	L-9.0	Lounge - modular	Stylex	Yoom - boxed, grade 3	1	EACH	\$10,856.10	\$10,856.10	105		1	EACH	\$11,060.54	\$11,060.54	15-16 weeks		1	EACH	\$9,937.98	\$9,937.98	15-16 weeks	
113	1460	Game Area	S-6.0	Table - ping pong	OFS	Riff table tennis 108x60	1	EACH	\$8,257.62	\$8,257.62	84		1	EACH	\$10,283.86	\$10,283.86	16 weeks		1	EACH	\$6,930.88	\$6,930.88	10 weeks	
114	1460	Game Area	S-7.0	Table - foosball	Pottery Barn	Midcentury foosball table	1	EACH	\$1,938.57	\$1,938.57	28		1	EACH	\$1,538.39	\$1,538.39	2-3 weeks		1	EACH	\$1,823.56	\$1,823.56	As of 12/12/2022 in stock	
115	1460	Game Area	T-2.1	Table - cafe	Leland	30" D 29"H, laminate top	1	EACH	\$1,284.15	\$1,284.15	70		1	EACH	\$1,858.58	\$1,858.58	8-10 weeks		1	EACH	\$1,196.12	\$1,196.12	8-10 weeks	
116	1460	Game Area	T-3.0	Table - cafe	Leland	30" D 42"H, laminate top	1	EACH	\$1,364.40	\$1,364.40	70		1	EACH	\$1,974.74	\$1,974.74	8-10 weeks		1	EACH	\$1,264.62	\$1,264.62	8-10 weeks	
117	1460	Game Area	T-5.2	Table - occasional large	Stylex	36"D, painted metal top and leg	1	EACH	\$606.07	\$606.07	105		1	EACH	\$617.48	\$617.48	15-16 weeks		1	EACH	\$664.06	\$664.06	15-16 weeks	
118	1460	Game Area	T-8.0	Lounge - ottoman/table	Stylex	Nesting tables group 6, metal, laminate top	1	EACH	\$1,687.12	\$1,687.12	105		1	EACH	\$901.74	\$901.74	15-16 weeks		1	EACH	\$1,544.06	\$1,544.06	15-16 weeks	Top to match base
119	1600	Community Hall	L-1.3	Chair - guest	Stylex	Nestle, wood legs	3	EACH	\$1,610.96	\$4,832.88	105		3	EACH	\$1,641.31	\$4,923.93	15-16 weeks		3	EACH	\$1,446.06	\$4,338.18	15-16 weeks	
120	1600	Community Hall	L-10.1	Lounge - Modular	Stylex	YOON Boxed w/corner unit	1	EACH	\$6,921.99	\$6,921.99	105		1	EACH	\$7,052.34	\$7,052.34	15-16 weeks		1	EACH	\$6,296.80	\$6,296.80	15-16 weeks	
121	1600	Community Hall	L-10.2	Lounge-Modular	Stylex	YOON Boxed w/corner unit	1	EACH	\$6,921.99	\$6,921.99	105		1	EACH	\$7,052.34	\$7,052.34	15-16 weeks		1	EACH	\$6,296.80	\$6,296.80	15-16 weeks	
122	1600	Community Hall	L-5.2	Lounge - Chair	Encore	Fling w/metal legs	3	EACH	\$1,082.17	\$3,246.51	63	Price increase - 2/1/2023	3	EACH	\$1,110.71	\$3,332.13	9-11 weeks		3	EACH	\$922.49	\$2,767.47	9 weeks	
123	1600	Community Hall	L-6.0	Lounge - Bench	Encore	Hado, 60"	3	EACH	\$998.77	\$2,996.31	63	Price increase - 2/1/2023	3	EACH	\$1,025.11	\$3,075.33	9-11 weeks		3	EACH	\$870.24	\$2,610.72	9 weeks	
124	1600	Community Hall	T-2.1	Table - cafe	Leland	30" D 29"H, laminate top	1	EACH	\$1,284.15	\$1,284.15	70		1	EACH	\$1,858.58	\$1,858.58	8-10 weeks		1	EACH	\$1,196.12	\$1,196.12	8-10 weeks	
125	1600	Community Hall	T-9.0	Table - occasional - large	Stylex	Trim, painted metal table	2	EACH	\$801.42	\$1,602.84	105		2	EACH	\$816.52	\$1,633.04	15-16 weeks		2	EACH	\$820.56	\$1,641.12	15-16 weeks	
126	1601	Classroom A	CH-5.0	Chair - stacked	Leland	Ease, wood seat, wood back	100	EACH	\$357.94	\$35,794.00	70		100	EACH	\$518.07	\$51,807.00	6-8 weeks		100	EACH	\$325.62	\$32,562.00	6-8 weeks	
127	1601	Outdoor Classroom A	CH-6.2	Outdoor chair	Davis	Ariel steel chair	12	EACH	\$652.00	\$7,824.00	77		12	EACH	\$740.02	\$8,880.24	11-13 weeks		12	EACH	\$719.03	\$8,628.36	11-12 weeks	
128	1601	Outdoor Classroom A	L-11.0	Outdoor - lounge sofa	Loll	Nisswa sofa	2	EACH	\$2,883.93	\$5,767.86	70		2	EACH	\$3,059.65	\$6,119.30	8 weeks		2	EACH	\$2,491.72	\$4,983.44	8 weeks	
129	1601	Outdoor Classroom A	L-12.0	Outdoor - lounge chair	Loll	Nisswa lounge chair	2	EACH	\$1,548.62	\$3,097.24	70		2	EACH	\$1,657.88	\$3,315.76	8 weeks		2	EACH	\$1,349.84	\$2,699.68	8 weeks	
130	1601	Outdoor Classroom A	T-10.2	Outdoor - cafe table	Davis	Ginkgo Wire, 30"D/29H	3	EACH	\$1,085.11	\$3,255.33	77		3	EACH	\$1,170.08	\$3,510.24	11-13 weeks		3	EACH	\$1,197.43	\$3,592.29	11-12 weeks	
131	1601	Classroom A	T-13.0	Table - folding round	Southern Alum.	60"D folding tables, swirl aluminum	12	EACH	\$953.63	\$11,443.56	56		12	EACH	\$1,001.47	\$12,017.64	6-8 weeks		12	EACH	\$848.19	\$10,178.28	8 weeks	
132	1601	Outdoor Classroom A	T-17.0	Outdoor - occasional table	Loll	Lollygagger End Table	2	EACH	\$312.95	\$625.90	70		2	EACH	\$386.26	\$772.52	8 weeks		2	EACH	\$415.06	\$830.12	8 weeks	
133	1601	Outdoor Classroom																						

---

# PROJECT BUDGET

• Architectural Design	\$3,960,177
• Other Consulting, Testing	\$1,550,000
• Construction	\$42,250,000*
• Contingency 5%	\$2,200,000
• FF&E, Playground, A/V, etc.	\$5,200,000

**Total Appropriations – \$55,160,177**

\*Includes \$1,843,500 Contingency in addition to \$2,200,000 contingency listed above for a total contingency of \$4,043,500 for cost escalation or market contingency.



**CITY COUNCIL REGULAR MEETING AGENDA COMMUNICATION**

**AGENDA DATE:** February 14, 2023

**AGENDA CAPTION:** Receive the Quarterly Investment Report for period ending December 31, 2022.

**STAFF RESOURCE:** Pete Phillis, Chief Financial Officer  
Tru Nguyen, Chief Accountant

**STRATEGIC PLANNING GOAL:** Financially Sound and Transparent City Government.

**BACKGROUND**

Under the Public Funds Investment Act (the Act), the investment officer of an entity must prepare and submit to the governing body a written report of investment for all funds covered by this chapter for the preceding reporting period. The report must be submitted quarterly. The attached report for the period ended December 31, 2022, meets that requirement of the Act. The Act requires the following information be presented in the report: beginning market value, ending market value, beginning book value, ending book value, the accrued interest, and the maturity date. The Act also requires that the report be prepared and signed by all authorized investment officers verifying that the information presented is accurate.

**STAFF RECOMMENDATION**

Staff recommends that the City Council receive the Quarterly Investment Report for period ending December 31, 2022.

**MOTION**

*I make a motion to receive the Quarterly Investment Report for period ending December 31, 2022.*

**ATTACHMENT(S)**

[Quarterly Investment Report](#)



## QUARTERLY INVESTMENT REPORT

October 1, 2022 to December 31, 2022

### City of Allen | Compliance

This quarterly report is in full compliance with the investment policy and strategy as established for the City of Allen, Texas and the Public Funds Investment Act (Chapter 2256, Texas Government Code).

02/09/2023

PETE PHILLIS, CFO

DATE

02/09/2023

TRU NGUYEN, CHIEF ACCOUNTANT

DATE

02/09/2023

JENNIFER SWENSON, SENIOR ACCOUNTANT

DATE

QUARTERLY INVESTMENT REPORT

December 31, 2022

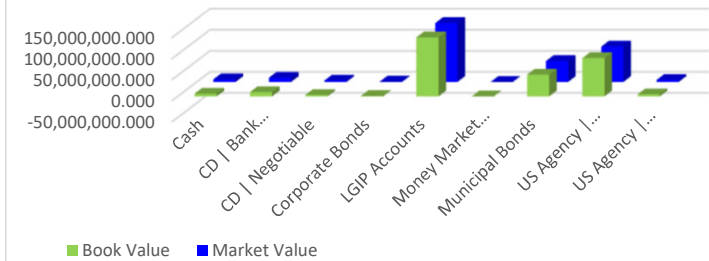
Performance	9/30/2022	12/31/2022
YTM@Cost	2.189	2.900
Weighted Average Yield to Maturity		
6 Month   Treasury	3.71	4.71
1 Year   Treasury	3.89	4.68



Asset Category   Diversification	% of Portfolio	YTM @Cost	Days to Maturity	Book Value	Market Value	Accrued Interest
Cash	2.04%	1.230	1	6,274,965.310	6,274,965.31	-
CD   Bank Compounding	3.25%	2.379	195	9,991,365.030	9,991,365.03	20,344.28
CD   Negotiable	1.10%	2.442	481	3,385,000.000	3,278,559.39	14,230.16
Corporate Bonds	0.32%	1.145	732	1,015,719.080	932,100.00	9,750.00
LGIP Accounts	45.50%	4.274	1	140,070,448.630	140,070,448.63	-
Money Market   MF	0.00%	-3.750	1	-9,212.750	(9,212.75)	-
Municipal Bonds	16.62%	1.973	465	51,611,596.760	49,700,102.32	417,950.03
US Agency   Callable	29.55%	1.558	1,009	90,948,855.850	84,050,739.00	318,247.09
US Agency   Non-Callable	1.62%	2.137	457	4,937,548.13	4,758,210.00	2,064.58
	<b>100.00%</b>	<b>2.900</b>	<b>397</b>	<b>308,226,286.04</b>	<b>299,047,276.93</b>	<b>782,586.14</b>

12/31/2022

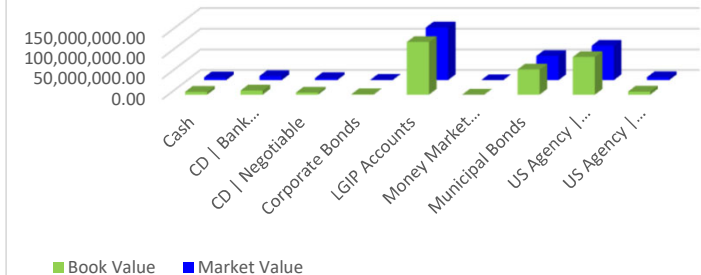
Book Value | Market Value Comparison



Asset Category   Diversification	% of Portfolio	YTM @Cost	Days to Maturity	Book Value	Market Value	Accrued Interest
Cash	2.19%	1.040	1	6,755,799.15	6,755,799.15	-
CD   Bank Compounding	3.22%	2.378	287	9,932,212.61	9,932,212.61	19,748.02
CD   Negotiable	1.65%	2.346	392	5,100,000.00	4,989,051.45	15,484.20
Corporate Bonds	0.32%	1.145	824	1,017,697.41	924,350.00	4,820.82
LGIP Accounts	41.25%	2.783	1	127,426,173.29	127,426,173.29	-
Money Market   MF	0.00%	2.750	1	6,266.55	6,266.55	-
Municipal Bonds	19.51%	1.985	480	60,799,838.81	58,657,202.53	399,293.06
US Agency   Callable	29.44%	1.558	1,101	90,948,286.87	83,451,495.50	299,108.06
US Agency   Non-Callable	2.43%	2.215	390	7,415,231.81	7,219,715.00	22,883.67
	<b>100.01%</b>	<b>2.189</b>	<b>446</b>	<b>309,401,506.50</b>	<b>299,362,266.08</b>	<b>761,337.83</b>

9/30/2022

Book Value | Market Value Comparison



QUARTERLY INVESTMENT REPORT

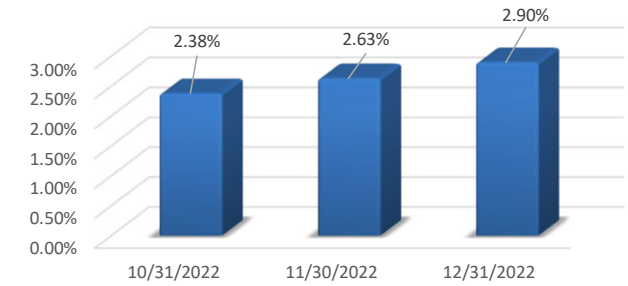
December 31, 2022



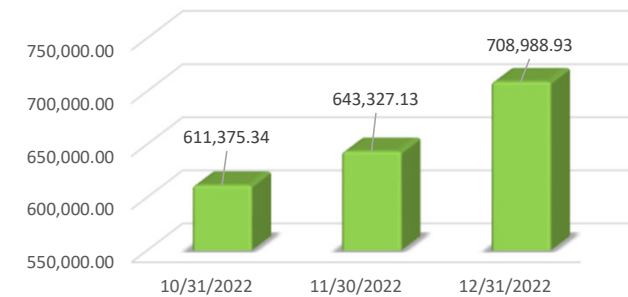
Performance	9/30/2022	12/31/2022
YTM@Cost	2.629	2.900
Weighted Average Yield to Maturity		
6 Month   Treasury	3.71	4.71
1 Year   Treasury	3.89	4.68

Asset Category   Performance	10/31/2022		11/30/2022		12/31/2022	
	YTM @Cost	Investment Income	YTM @Cost	Investment Income	YTM @Cost	Investment Income
Cash	0.76%	3,591.08	0.76%	3,951.65	1.23%	9,680.67
CD   Bank Compounding	2.38%	20,092.68	2.38%	19,484.71	2.38%	20,171.29
CD   Negotiable	2.47%	9,303.50	2.47%	7,850.33	2.44%	7,506.62
Corporate Bonds	1.15%	1,012.57	1.15%	925.71	1.15%	1,012.57
LGIP Accounts	3.81%	352,748.07	3.81%	406,722.69	4.27%	466,054.94
Money Market   MF	3.60%	8.22	3.60%	13.72	0.00%	28.04
Municipal Bonds	2.00%	101,766.07	2.00%	88,885.24	1.97%	85,289.96
US Agency   Callable	1.56%	108,829.08	1.56%	102,123.16	1.56%	108,829.10
US Agency   Non-Callable	2.21%	14,024.07	2.21%	13,369.92	2.12%	10,415.74
	<b>2.38%</b>	<b>611,375.34</b>	<b>2.63%</b>	<b>643,327.13</b>	<b>2.90%</b>	<b>708,988.93</b>

Performance | YTM @ Cost



Performance | Investment Income



Performance | Yield to Maturity @ Cost

The yield to maturity (YTM) is the percentage rate of return for a bond assuming that the investor holds the asset until its maturity date. It is the sum of all of its remaining coupon payments.

Performance | Investment Income

The combination of coupon interest, accrued interest, and discount and premium amortization. Interest Earned is computed as follows: (Coupon interest + ending accrued interest + sell accrued interest + amortized discount) – (beginning accrued interest + buy accrued interest + amortized premium) + realized gains – realized losses.

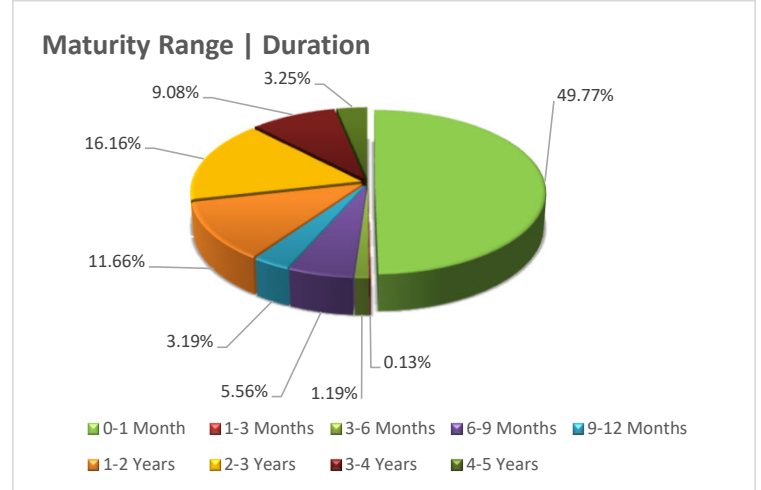
QUARTERLY INVESTMENT REPORT

December 31, 2022



Maturity Range	% of Portfolio	YTM @Cost	Days to Maturity	Duration to Maturity	Book Value	Market Value
0-1 Month	49.77%	4.069	1	0.00	153,217,675.62	153,217,364.47
1-3 Months	0.13%	1.954	45	0.12	385,075.42	383,753.25
3-6 Months	1.19%	2.799	135	0.37	3,677,244.46	3,652,884.70
6-9 Months	5.56%	1.811	213	0.58	17,143,920.90	16,869,244.22
9-12 Months	3.19%	2.596	302	0.82	9,758,737.07	9,584,771.16
1-2 Years	11.66%	1.703	554	1.49	36,218,420.85	34,618,272.36
2-3 Years	16.16%	1.608	919	2.47	49,875,211.72	46,248,457.77
3-4 Years	9.08%	0.936	1199	3.23	27,950,000.00	24,981,679.00
4-5 Years	3.25%	3.454	1,587	4.05	10,000,000.00	9,490,850.00
	<b>99.99%</b>	<b>2.900</b>	<b>397</b>	<b>1.06</b>	<b>308,226,286.04</b>	<b>299,047,276.93</b>

12/31/2022





Description	CUSIP/Ticker	Security Sector	Settlement Date	Maturity Date	Face Amount/Shares	Principal	Price	Interest/Dividends	Total
<b>Called</b>									
Mukwonago WI 3.875 12/1/2022-20	625064QM5	Municipal	11/7/2022	12/1/2022	955,000.00	955,000.00	0	16,036.04	971,036.04
Brick Township NJ 4 11/15/2023-22	107889SH1	Municipal	11/15/2022	11/15/2023	63,000.00	63,000.00	0	0.00	63,000.00
Brick Township NJ 4 11/15/2023-22	107889SH1	Municipal	11/15/2022	11/15/2023	8,100.00	8,100.00	0	0.00	8,100.00
Brick Township NJ 4 11/15/2023-22	107889SH1	Municipal	11/15/2022	11/15/2023	6,300.00	6,300.00	0	0.00	6,300.00
Brick Township NJ 4 11/15/2023-22	107889SH1	Municipal	11/15/2022	11/15/2023	12,600.00	12,600.00	0	0.00	12,600.00
Vermont Municipal Bank 5.204 12/1/2023-23	924214FT1	Municipal	12/1/2022	12/1/2023	72,794.13	72,794.13	0	0.00	72,794.13
Vermont Municipal Bank 5.204 12/1/2023-23	924214FT1	Municipal	12/1/2022	12/1/2023	72,794.11	72,794.11	0	0.00	72,794.11
Vermont Municipal Bank 5.204 12/1/2023-23	924214FT1	Municipal	12/1/2022	12/1/2023	19,411.76	19,411.76	0	0.00	19,411.76
<b>Sub Total / Average Called</b>					<b>1,210,000.00</b>	<b>1,210,000.00</b>		<b>16,036.04</b>	<b>1,226,036.04</b>
<b>Matured</b>									
Allentown PA 2.99 10/1/2022	018340SG5	Municipal	10/1/2022	10/1/2022	540,000.00	540,000.00	0	0.00	540,000.00
City of Trussville AL 0.401 10/1/2022	898242NA6	Municipal	10/1/2022	10/1/2022	515,000.00	515,000.00	0	0.00	515,000.00
City of Trussville AL 0.401 10/1/2022	898242NS7	Municipal	10/1/2022	10/1/2022	1,080,000.00	1,080,000.00	0	0.00	1,080,000.00
Pleasant SD OH 2.25 10/1/2022	728500FE4	Municipal	10/1/2022	10/1/2022	75,000.00	75,000.00	0	0.00	75,000.00
Pleasant SD OH 2.25 10/1/2022	728500FE4	Municipal	10/1/2022	10/1/2022	137,500.00	137,500.00	0	0.00	137,500.00
Pleasant SD OH 2.25 10/1/2022	728500FE4	Municipal	10/1/2022	10/1/2022	287,500.00	287,500.00	0	0.00	287,500.00
Mountain American FCU 2.3 10/12/2022	FNC-62384RAB2	Certificate Of Deposit	10/12/2022	10/12/2022	245,000.00	245,000.00	0	0.00	245,000.00
Morgan Stanley Bank 0 10/14/2022	FNC-61765QDT3	Certificate Of Deposit	10/14/2022	10/14/2022	245,000.00	245,000.00	0	0.00	245,000.00
Jersey City NJ 1.065 10/15/2022	476623CN1	Municipal	10/15/2022	10/15/2022	440,000.00	440,000.00	0	0.00	440,000.00
UBS Bank UT 3.25 10/17/2022	FNC-90348JEG1	Certificate Of Deposit	10/17/2022	10/17/2022	245,000.00	245,000.00	0	0.00	245,000.00
Wilmington Savings 2.15 10/18/2022	FNC-08173QBX3	Certificate Of Deposit	10/18/2022	10/18/2022	245,000.00	245,000.00	0	0.00	245,000.00
Business Bank MO 2.15 10/26/2022	FNC-12325EHX3	Certificate Of Deposit	10/26/2022	10/26/2022	245,000.00	245,000.00	0	0.00	245,000.00
Riverside Public Funding CA 2.92 11/1/2022-22	76926CAU8	Municipal	11/1/2022	11/1/2022	635,000.00	635,000.00	0	0.00	635,000.00
Corpus Christi TX 2.079 12/1/2022	220228BH2	Municipal	12/1/2022	12/1/2022	890,000.00	890,000.00	0	0.00	890,000.00
Willoughby Eastlake OH 0 12/1/2022	971039RL8	Municipal	12/1/2022	12/1/2022	100,000.00	100,000.00	0	0.00	100,000.00
King County WA 4.83 12/1/2022	49474E3W1	Municipal	12/1/2022	12/1/2022	2,190,000.00	2,190,000.00	0	0.00	2,190,000.00
Los Angeles County CA 3.25 12/1/2022-22	54531FAV3	Municipal	12/1/2022	12/1/2022	150,000.00	150,000.00	0	0.00	150,000.00
Los Angeles County CA 3.25 12/1/2022-22	54531FAV3	Municipal	12/1/2022	12/1/2022	275,000.00	275,000.00	0	0.00	275,000.00
Los Angeles County CA 3.25 12/1/2022-22	54531FAV3	Municipal	12/1/2022	12/1/2022	575,000.00	575,000.00	0	0.00	575,000.00
American Express NY 3.4 12/5/2022	FNC-02589AAZ5	Certificate Of Deposit	12/5/2022	12/5/2022	245,000.00	245,000.00	0	0.00	245,000.00
FHLB 1.875 12/9/2022	313381BR5	US Agency	12/9/2022	12/9/2022	2,500,000.00	2,500,000.00	0	0.00	2,500,000.00
Wells Fargo National Bank NV 1.85 12/30/2022	FNC-949495AF2	Certificate Of Deposit	12/30/2022	12/30/2022	245,000.00	245,000.00	0	0.00	245,000.00
<b>Sub Total / Average Matured</b>					<b>12,105,000.00</b>	<b>12,105,000.00</b>		<b>0.00</b>	<b>12,105,000.00</b>

Description	CUSIP/Ticker	Security Sector	Settlement Date	Maturity Date	9/30/22 BV	9/30/22 MV	12/31/22 BV	12/31/22 MV	YTM @ Cost
Alabama Incentives Financing Authority 2.387 9/1/2	01030LDF9	Municipal	9/25/2019	9/1/2023	55,000.00	54,109.00	55,000.00	54,248.15	2.387
Alabama Incentives Financing Authority 2.387 9/1/2	01030LDF9	Municipal	9/25/2019	9/1/2023	19,800.00	19,479.24	19,800.00	19,529.33	2.387
Alabama Incentives Financing Authority 2.387 9/1/2	01030LDF9	Municipal	9/25/2019	9/1/2023	380,000.00	373,844.00	380,000.00	374,805.40	2.387
Alabama Incentives Financing Authority 2.387 9/1/2	01030LDF9	Municipal	9/25/2019	9/1/2023	106,200.00	104,479.56	106,200.00	104,748.25	2.387
Alabama Incentives Financing Authority 2.387 9/1/2	01030LDF9	Municipal	9/25/2019	9/1/2023	99,000.00	97,396.20	99,000.00	97,646.67	2.387
Alabama Incentives Financing Authority 2.437 9/1/2	01030LDG7	Municipal	9/25/2019	9/1/2024	388,125.00	373,329.68	388,125.00	374,823.96	2.437
Alabama Incentives Financing Authority 2.437 9/1/2	01030LDG7	Municipal	9/25/2019	9/1/2024	185,625.00	178,548.98	185,625.00	179,263.63	2.437
Alabama Incentives Financing Authority 2.437 9/1/2	01030LDG7	Municipal	9/25/2019	9/1/2024	101,250.00	97,390.35	101,250.00	97,780.16	2.437
Alameda County CA 3.095 6/1/2023-23	010831DQ5	Municipal	6/1/2018	6/1/2023	336,000.00	333,560.64	336,000.00	333,611.04	3.095
Alameda County CA 3.095 6/1/2023-23	010831DQ5	Municipal	6/1/2018	6/1/2023	43,200.00	42,886.37	43,200.00	42,892.85	3.095
Alameda County CA 3.095 6/1/2023-23	010831DQ5	Municipal	6/1/2018	6/1/2023	33,600.00	33,356.06	33,600.00	33,361.10	3.095
Alameda County CA 3.095 6/1/2023-23	010831DQ5	Municipal	6/1/2018	6/1/2023	67,200.00	66,712.13	67,200.00	66,722.21	3.095
Allentown PA 2.99 10/1/2022	018340SG5	Municipal	5/7/2019	10/1/2022	540,000.00	540,000.00	0.00	0.00	
American Express NY 3.4 12/5/2022	FNC-02589AAZ5	Certificate Of Deposit	12/4/2018	12/5/2022	245,000.00	245,112.70	0.00	0.00	
American National Bank of Texas 1.75 1/9/2023	CD9625880	Certificate Of Deposit	1/9/2020	1/9/2023	3,308,884.09	3,308,884.09	3,323,479.44	3,323,479.44	1.750
Austin Telco FCU TX 1.8 2/28/2025	FNC-052392AA5	Certificate Of Deposit	2/28/2020	2/28/2025	245,000.00	230,126.05	245,000.00	230,233.85	1.800
Bainbridge GA 2.35 9/1/2024	056869BW9	Municipal	12/19/2019	9/1/2024	48,928.72	46,983.65	48,938.06	47,113.01	2.431
Bainbridge GA 2.35 9/1/2024	056869BW9	Municipal	12/19/2019	9/1/2024	6,290.83	6,040.76	6,292.04	6,057.39	2.431
Bainbridge GA 2.35 9/1/2024	056869BW9	Municipal	12/19/2019	9/1/2024	4,892.87	4,698.36	4,893.81	4,711.30	2.431
Bainbridge GA 2.35 9/1/2024	056869BW9	Municipal	12/19/2019	9/1/2024	9,785.74	9,396.73	9,787.61	9,422.60	2.431
Bloomfield Township NJ 0.773 9/1/2023	094226DB0	Municipal	9/10/2020	9/1/2023	116,875.00	113,267.07	116,875.00	113,988.19	0.773
Bloomfield Township NJ 0.773 9/1/2023	094226DB0	Municipal	9/10/2020	9/1/2023	63,750.00	61,782.04	63,750.00	62,175.38	0.773
Bloomfield Township NJ 0.773 9/1/2023	094226DB0	Municipal	9/10/2020	9/1/2023	244,375.00	236,831.14	244,375.00	238,338.94	0.773
Bloomfield Township NJ 0.939 9/1/2024	094226DC8	Municipal	9/10/2020	9/1/2024	45,397.23	42,393.75	45,397.23	42,674.76	0.939
Bloomfield Township NJ 0.939 9/1/2024	094226DC8	Municipal	9/10/2020	9/1/2024	15,900.00	14,848.06	15,900.00	14,946.48	0.939
Bloomfield Township NJ 0.939 9/1/2024	094226DC8	Municipal	9/10/2020	9/1/2024	300,000.00	280,152.00	300,000.00	282,009.00	0.939
Bloomfield Township NJ 0.939 9/1/2024	094226DC8	Municipal	9/10/2020	9/1/2024	89,202.77	83,301.11	89,202.77	83,853.28	0.939
Bloomfield Township NJ 0.939 9/1/2024	094226DC8	Municipal	9/10/2020	9/1/2024	79,500.00	74,240.28	79,500.00	74,732.38	0.939
Bloomfield Township NJ 1.089 9/1/2025	094226DD6	Municipal	9/10/2020	9/1/2025	69,870.00	63,022.04	69,870.00	63,401.44	1.089
Bloomfield Township NJ 1.089 9/1/2025	094226DD6	Municipal	9/10/2020	9/1/2025	196,350.00	177,105.74	196,350.00	178,171.92	1.089
Bloomfield Township NJ 1.089 9/1/2025	094226DD6	Municipal	9/10/2020	9/1/2025	68,340.00	61,642.00	68,340.00	62,013.08	1.089
Bloomfield Township NJ 1.089 9/1/2025	094226DD6	Municipal	9/10/2020	9/1/2025	43,350.00	39,101.27	43,350.00	39,336.66	1.089
Bloomfield Township NJ 1.089 9/1/2025	094226DD6	Municipal	9/10/2020	9/1/2025	23,970.00	21,620.70	23,970.00	21,750.86	1.089
Bloomfield Township NJ 1.089 9/1/2025	094226DD6	Municipal	9/10/2020	9/1/2025	26,520.00	23,920.77	26,520.00	24,064.78	1.089
Bloomfield Township NJ 1.089 9/1/2025	094226DD6	Municipal	9/10/2020	9/1/2025	45,390.00	40,941.33	45,390.00	41,187.79	1.089
Bloomfield Township NJ 1.089 9/1/2025	094226DD6	Municipal	9/10/2020	9/1/2025	36,210.00	32,661.06	36,210.00	32,857.68	1.089
BNY DREYFUS MM	BNY-MM8660	Money Market	12/2/2022	N/A	0.00	0.00	-17,500.00	-17,500.00	0.010
Brazos Education TX 1.931 4/1/2024-24	10623ABA0	Municipal	3/2/2021	4/1/2024	116,493.15	110,128.60	116,242.93	110,586.30	1.050
Brazos Education TX 1.931 4/1/2024-24	10623ABA0	Municipal	3/2/2021	4/1/2024	30,389.15	28,729.20	30,323.82	28,848.60	1.050
Brazos Education TX 1.931 4/1/2024-24	10623ABA0	Municipal	3/2/2021	4/1/2024	486,232.27	459,667.20	485,187.88	461,577.60	1.050
Brazos Education TX 1.931 4/1/2024-24	10623ABA0	Municipal	3/2/2021	4/1/2024	227,921.38	215,469.00	227,431.82	216,364.50	1.050
Brazos Education TX 1.931 4/1/2024-24	10623ABA0	Municipal	3/2/2021	4/1/2024	151,945.77	143,646.00	151,619.10	144,243.00	1.050
Brick Township NJ 4 11/15/2023-22	107889SH1	Municipal	8/23/2019	11/15/2023	135,826.64	132,846.99	71,572.22	69,904.62	2.498
Brick Township NJ 4 11/15/2023-22	107889SH1	Municipal	8/23/2019	11/15/2023	17,463.43	17,080.33	9,202.14	8,987.74	2.498
Brick Township NJ 4 11/15/2023-22	107889SH1	Municipal	8/23/2019	11/15/2023	13,582.66	13,284.70	7,157.22	6,990.46	2.498
Brick Township NJ 4 11/15/2023-22	107889SH1	Municipal	8/23/2019	11/15/2023	27,165.33	26,569.40	14,314.44	13,980.92	2.498
Business Bank MO 2.15 10/26/2022	FNC-12325EHX3	Certificate Of Deposit	10/26/2017	10/26/2022	245,000.00	244,865.25	0.00	0.00	
Capital One Bank VA 2.1 8/14/2024	FNC-14042TBT3	Certificate Of Deposit	8/14/2019	8/14/2024	245,000.00	235,437.65	245,000.00	235,442.55	2.100
Cedar Rapids IA 3.05 6/1/2023	150528YP6	Municipal	6/14/2018	6/1/2023	213,500.00	211,881.67	213,500.00	212,227.54	3.050
Cedar Rapids IA 3.05 6/1/2023	150528YP6	Municipal	6/14/2018	6/1/2023	27,450.00	27,241.93	27,450.00	27,286.40	3.050
Cedar Rapids IA 3.05 6/1/2023	150528YP6	Municipal	6/14/2018	6/1/2023	21,350.00	21,188.17	21,350.00	21,222.75	3.050
Cedar Rapids IA 3.05 6/1/2023	150528YP6	Municipal	6/14/2018	6/1/2023	42,700.00	42,376.33	42,700.00	42,445.51	3.050
Cedar Springs PS MI 2.05 5/1/2024	150609HV0	Municipal	10/2/2019	5/1/2024	1,455,871.15	1,403,143.80	1,455,732.73	1,407,188.70	2.010
Centerville Ohio City SD 0.549 12/1/2023	152239JV2	Municipal	9/17/2020	12/1/2023	70,000.00	67,164.30	70,000.00	67,580.80	0.549
Centerville Ohio City SD 0.549 12/1/2023	152239JV2	Municipal	9/17/2020	12/1/2023	9,000.00	8,635.41	9,000.00	8,688.96	0.549
Centerville Ohio City SD 0.549 12/1/2023	152239JV2	Municipal	9/17/2020	12/1/2023	7,000.00	6,716.43	7,000.00	6,758.08	0.549
Centerville Ohio City SD 0.549 12/1/2023	152239JV2	Municipal	9/17/2020	12/1/2023	14,000.00	13,432.86	14,000.00	13,516.16	0.549

Centerville Ohio City SD 0.709 12/1/2024	152239JW0	Municipal	9/17/2020	12/1/2024	500,000.00	461,485.00	500,000.00	464,500.00	0.709
Citadel FCU PA 1.85 1/29/2025	FNC-17286TAF2	Certificate Of Deposit	1/29/2020	1/29/2025	245,000.00	231,608.30	245,000.00	231,649.95	1.850
City of Bainbridge GA 2.25 9/1/2023-23	056869BV1	Municipal	12/19/2019	9/1/2023	40,221.66	39,513.83	40,229.44	39,623.31	2.331
City of Bainbridge GA 2.25 9/1/2023-23	056869BV1	Municipal	12/19/2019	9/1/2023	19,236.44	18,897.92	19,240.17	18,950.28	2.331
City of Bainbridge GA 2.25 9/1/2023-23	056869BV1	Municipal	12/19/2019	9/1/2023	10,492.61	10,307.96	10,494.64	10,336.52	2.331
City of Las Vegas NV 3.25 6/1/2023	5176968J2	Municipal	6/7/2018	6/1/2023	150,045.85	149,074.50	150,028.56	149,196.00	3.200
City of Las Vegas NV 3.25 6/1/2023	5176968J2	Municipal	6/7/2018	6/1/2023	111,652.92	110,930.11	111,640.05	111,020.52	3.200
City of Las Vegas NV 3.25 6/1/2023	5176968J2	Municipal	6/7/2018	6/1/2023	50,015.28	49,691.50	50,009.52	49,732.00	3.200
City of Las Vegas NV 3.25 6/1/2023	5176968J2	Municipal	6/7/2018	6/1/2023	398,502.97	395,923.19	398,457.06	396,245.88	3.200
City of Spartanburg SC 2.19 4/1/2023	847219AD4	Municipal	9/26/2019	4/1/2023	210,000.00	207,843.30	210,000.00	208,740.00	2.190
City of Spartanburg SC 2.19 4/1/2023	847219AD4	Municipal	9/26/2019	4/1/2023	27,000.00	26,722.71	27,000.00	26,838.00	2.190
City of Spartanburg SC 2.19 4/1/2023	847219AD4	Municipal	9/26/2019	4/1/2023	21,000.00	20,784.33	21,000.00	20,874.00	2.190
City of Spartanburg SC 2.19 4/1/2023	847219AD4	Municipal	9/26/2019	4/1/2023	42,000.00	41,568.66	42,000.00	41,748.00	2.190
City of Trussville AL 0.401 10/1/2022	898242NA6	Municipal	8/25/2020	10/1/2022	515,000.00	515,000.00	0.00	0.00	
City of Trussville AL 0.401 10/1/2022	898242NS7	Municipal	8/25/2020	10/1/2022	1,080,000.00	1,080,000.00	0.00	0.00	
City of Trussville AL 0.526 10/1/2023	898242NB4	Municipal	8/25/2020	10/1/2023	42,000.00	40,534.20	42,000.00	40,803.42	0.526
City of Trussville AL 0.526 10/1/2023	898242NB4	Municipal	8/25/2020	10/1/2023	15,600.00	15,055.56	15,600.00	15,155.56	0.526
City of Trussville AL 0.526 10/1/2023	898242NB4	Municipal	8/25/2020	10/1/2023	300,000.00	289,530.00	300,000.00	291,453.00	0.526
City of Trussville AL 0.526 10/1/2023	898242NB4	Municipal	8/25/2020	10/1/2023	84,400.00	81,454.44	84,400.00	81,995.44	0.526
City of Trussville AL 0.526 10/1/2023	898242NB4	Municipal	8/25/2020	10/1/2023	78,000.00	75,277.80	78,000.00	75,777.78	0.526
Comenity Bank DE 2.8 5/31/2024	FNC-PER200LZ0	Certificate Of Deposit	5/31/2019	5/31/2024	200,000.00	194,858.60	200,000.00	195,327.20	2.800
Commonwealth Finance Authority PA 3.075 6/1/2023-2	20281PGL0	Municipal	7/15/2019	6/1/2023	511,437.21	504,274.77	510,467.15	505,414.65	2.280
Commonwealth Finance Authority PA 3.075 6/1/2023-2	20281PGL0	Municipal	7/15/2019	6/1/2023	244,600.40	241,174.89	244,136.46	241,720.05	2.280
Commonwealth Finance Authority PA 3.075 6/1/2023-2	20281PGL0	Municipal	7/15/2019	6/1/2023	133,418.40	131,549.94	133,165.34	131,847.30	2.280
Connecticut State 0 3/15/2025	20772KFJ3	Municipal	3/16/2020	3/15/2025	336,826.74	310,289.00	338,179.35	314,555.50	1.602
Connecticut State 0 3/15/2025	20772KFJ3	Municipal	3/16/2020	3/15/2025	43,306.29	39,894.30	43,480.20	40,442.85	1.602
Connecticut State 0 3/15/2025	20772KFJ3	Municipal	3/16/2020	3/15/2025	33,682.67	31,028.90	33,817.93	31,455.55	1.602
Connecticut State 0 3/15/2025	20772KFJ3	Municipal	3/16/2020	3/15/2025	67,365.35	62,057.80	67,635.87	62,911.10	1.602
Connecticut State 5.73 3/15/2024-24	20772GE61	Municipal	3/13/2019	3/15/2024	118,885.55	116,997.55	118,213.61	116,403.00	3.200
Connecticut State 5.73 3/15/2024-24	20772GE61	Municipal	3/13/2019	3/15/2024	31,012.27	30,521.10	30,836.89	30,366.00	3.200
Connecticut State 5.73 3/15/2024-24	20772GE61	Municipal	3/13/2019	3/15/2024	496,217.94	488,337.60	493,413.34	485,856.00	3.200
Connecticut State 5.73 3/15/2024-24	20772GE61	Municipal	3/13/2019	3/15/2024	232,602.16	228,908.25	231,287.50	227,745.00	3.200
Connecticut State 5.73 3/15/2024-24	20772GE61	Municipal	3/13/2019	3/15/2024	155,061.35	152,605.50	154,184.43	151,830.00	3.200
Corpus Christi TX 2.079 12/1/2022	220228BH2	Municipal	1/15/2019	12/1/2022	890,114.59	887,899.60	0.00	0.00	
Credit Union of Texas FCU 3.3 7/22/2025	22551KAB8	Certificate Of Deposit	7/22/2022	7/22/2025	245,000.00	238,265.95	245,000.00	237,694.39	3.300
Duncanville ISD TX 4 2/15/2024-23	265138HS9	Municipal	5/20/2019	2/15/2024	116,854.58	114,987.35	116,515.37	114,896.50	2.741
Duncanville ISD TX 4 2/15/2024-23	265138HS9	Municipal	5/20/2019	2/15/2024	150,840.87	149,983.50	150,280.29	149,865.00	2.741
Duncanville ISD TX 4 2/15/2024-23	265138HS9	Municipal	5/20/2019	2/15/2024	487,740.86	479,947.20	486,325.03	479,568.00	2.741
Duncanville ISD TX 4 2/15/2024-23	265138HS9	Municipal	5/20/2019	2/15/2024	228,628.53	224,975.25	227,964.86	224,797.50	2.741
Duncanville ISD TX 4 2/15/2024-23	265138HS9	Municipal	5/20/2019	2/15/2024	30,168.17	29,996.70	30,056.06	29,973.00	2.741
Evansville-Vanderburgh ISD 5.5 7/15/2023	299620ET7	Municipal	11/13/2018	7/15/2023	32,546.69	32,346.30	32,476.17	32,747.46	4.529
Evansville-Vanderburgh ISD 5.5 7/15/2023	299620ET7	Municipal	11/13/2018	7/15/2023	109,589.41	108,914.64	109,351.95	110,265.42	4.529
Evansville-Vanderburgh ISD 5.5 7/15/2023	299620ET7	Municipal	11/13/2018	7/15/2023	75,512.19	75,047.25	75,348.58	75,978.00	4.529
Evansville-Vanderburgh ISD 5.5 7/15/2023	299620ET7	Municipal	11/13/2018	7/15/2023	185,083.40	183,943.81	184,682.37	186,225.12	4.529
FHLB 0.6 11/29/2024-21	3130ALRM8	US Agency	3/29/2021	11/29/2024	2,000,000.00	1,837,980.00	2,000,000.00	1,848,300.00	0.600
FHLB 0.6 2/12/2026-21	3130AKXQ4	US Agency	2/12/2021	2/12/2026	3,000,000.00	2,634,870.00	3,000,000.00	2,664,690.00	0.600
FHLB 0.6 8/27/2025-20	3130AJZ36	US Agency	9/2/2020	8/27/2025	30,000.00	26,932.80	30,000.00	27,067.80	0.600
FHLB 0.6 8/27/2025-20	3130AJZ36	US Agency	9/2/2020	8/27/2025	520,000.00	466,835.20	520,000.00	469,175.20	0.600
FHLB 0.6 8/27/2025-20	3130AJZ36	US Agency	9/2/2020	8/27/2025	300,000.00	269,328.00	300,000.00	270,678.00	0.600
FHLB 0.6 8/27/2025-20	3130AJZ36	US Agency	9/2/2020	8/27/2025	150,000.00	134,664.00	150,000.00	135,339.00	0.600
FHLB 0.625 1/28/2026-22	3130AKQZ2	US Agency	1/28/2021	1/28/2026	411,000.00	361,799.19	411,000.00	365,851.65	0.625
FHLB 0.625 1/28/2026-22	3130AKQZ2	US Agency	1/28/2021	1/28/2026	1,155,000.00	1,016,734.95	1,155,000.00	1,028,123.25	0.625
FHLB 0.625 1/28/2026-22	3130AKQZ2	US Agency	1/28/2021	1/28/2026	402,000.00	353,876.58	402,000.00	357,840.30	0.625
FHLB 0.625 1/28/2026-22	3130AKQZ2	US Agency	1/28/2021	1/28/2026	255,000.00	224,473.95	255,000.00	226,988.25	0.625
FHLB 0.625 1/28/2026-22	3130AKQZ2	US Agency	1/28/2021	1/28/2026	141,000.00	124,120.89	141,000.00	125,511.15	0.625
FHLB 0.625 1/28/2026-22	3130AKQZ2	US Agency	1/28/2021	1/28/2026	156,000.00	137,325.24	156,000.00	138,863.40	0.625
FHLB 0.625 1/28/2026-22	3130AKQZ2	US Agency	1/28/2021	1/28/2026	267,000.00	235,037.43	267,000.00	237,670.05	0.625
FHLB 0.625 1/28/2026-22	3130AKQZ2	US Agency	1/28/2021	1/28/2026	213,000.00	187,501.77	213,000.00	189,601.95	0.625

FHLB 0.65 2/24/2026-21	3130AL5X8	US Agency	2/24/2021	2/24/2026	3,000,000.00	2,636,400.00	3,000,000.00	2,665,830.00	0.650
FHLB 0.75 3/16/2026-21	3130ALF33	US Agency	3/16/2021	3/16/2026	3,000,000.00	2,640,990.00	3,000,000.00	2,669,760.00	0.750
FHLB 0.75 4/28/2025-21	3130AM4D1	US Agency	4/28/2021	4/28/2025	90,000.00	81,732.60	90,000.00	82,305.00	0.750
FHLB 0.75 4/28/2025-21	3130AM4D1	US Agency	4/28/2021	4/28/2025	1,600,000.00	1,453,024.00	1,600,000.00	1,463,200.00	0.750
FHLB 0.75 4/28/2025-21	3130AM4D1	US Agency	4/28/2021	4/28/2025	860,000.00	781,000.40	860,000.00	786,470.00	0.750
FHLB 0.75 4/28/2025-21	3130AM4D1	US Agency	4/28/2021	4/28/2025	450,000.00	408,663.00	450,000.00	411,525.00	0.750
FHLB 0.75 6/30/2025-21	3130ALU93	US Agency	3/30/2021	6/30/2025	3,000,000.00	2,707,110.00	3,000,000.00	2,728,620.00	0.750
FHLB 0.875 3/23/2026-21	3130ALGC2	US Agency	3/23/2021	3/23/2026	2,000,000.00	1,767,420.00	2,000,000.00	1,786,140.00	0.875
FHLB 1 3/23/2026-21	3130ALGJ7	US Agency	3/23/2021	3/23/2026	1,365,000.00	1,214,426.85	1,365,000.00	1,223,613.30	1.000
FHLB 1 3/23/2026-21	3130ALGJ7	US Agency	3/23/2021	3/23/2026	175,500.00	156,140.60	175,500.00	157,321.71	1.000
FHLB 1 3/23/2026-21	3130ALGJ7	US Agency	3/23/2021	3/23/2026	136,500.00	121,442.68	136,500.00	122,361.33	1.000
FHLB 1 3/23/2026-21	3130ALGJ7	US Agency	3/23/2021	3/23/2026	273,000.00	242,885.37	273,000.00	244,722.66	1.000
FHLB 1.05 4/15/2026-21	3130ALU51	US Agency	4/15/2021	4/15/2026	2,000,000.00	1,775,060.00	2,000,000.00	1,792,940.00	1.050
FHLB 1.1 12/10/2024	3130APXC4	US Agency	12/10/2021	12/10/2024	2,000,000.00	1,856,460.00	2,000,000.00	1,864,740.00	1.100
FHLB 1.875 12/9/2022	313381BR5	US Agency	7/7/2022	12/9/2022	2,497,633.58	2,491,925.00	0.00	0.00	
FHLB 2.37 7/5/2023-23	3130ASD48	US Agency	7/6/2022	7/5/2023	998,286.87	986,200.00	998,855.85	986,000.00	2.600
FHLB 3 4/21/2027-22	3130ARGE5	US Agency	4/21/2022	4/21/2027	150,000.00	139,890.00	150,000.00	140,590.50	3.000
FHLB 3 4/21/2027-22	3130ARGE5	US Agency	4/21/2022	4/21/2027	3,174,594.60	2,960,626.92	3,174,594.60	2,975,452.28	3.000
FHLB 3 4/21/2027-22	3130ARGE5	US Agency	4/21/2022	4/21/2027	925,405.40	863,033.08	925,405.40	867,354.72	3.000
FHLB 3 4/21/2027-22	3130ARGE5	US Agency	4/21/2022	4/21/2027	750,000.00	699,450.00	750,000.00	702,952.50	3.000
FHLB 3.125 7/26/2023-23	3130ASLV9	US Agency	7/26/2022	7/26/2023	2,000,000.00	1,976,880.00	2,000,000.00	1,979,020.00	3.125
FHLB 3.175 4/19/2027-22	3130ARHJ3	US Agency	4/20/2022	4/19/2027	2,000,000.00	1,876,000.00	2,000,000.00	1,902,780.00	3.175
FHLB 4 7/11/2025-22	3130ASG45	US Agency	7/11/2022	7/11/2025	1,000,000.00	977,140.00	1,000,000.00	977,090.00	4.000
FHLB 4.25 7/14/2025-22	3130ASGL7	US Agency	7/14/2022	7/14/2025	1,000,000.00	988,840.00	1,000,000.00	986,650.00	4.250
FHLB 5 9/14/2027-22	3130AT3P0	US Agency	9/28/2022	9/14/2027	50,000.00	50,063.00	50,000.00	49,611.00	5.000
FHLB 5 9/14/2027-22	3130AT3P0	US Agency	9/28/2022	9/14/2027	750,000.00	750,945.00	750,000.00	744,165.00	5.000
FHLB 5 9/14/2027-22	3130AT3P0	US Agency	9/28/2022	9/14/2027	200,000.00	200,252.00	200,000.00	198,444.00	5.000
FHLB Step 11/24/2026-22	3130APV51	US Agency	11/24/2021	11/24/2026	1,375,000.00	1,234,461.25	1,375,000.00	1,247,702.50	1.965
FHLB Step 11/24/2026-22	3130APV51	US Agency	11/24/2021	11/24/2026	750,000.00	673,342.50	750,000.00	680,565.00	1.965
FHLB Step 11/24/2026-22	3130APV51	US Agency	11/24/2021	11/24/2026	2,875,000.00	2,581,146.25	2,875,000.00	2,608,832.50	1.965
FHLB Step 4/14/2025-23	3130ARHA2	US Agency	4/14/2022	4/14/2025	1,725,000.00	1,661,589.00	1,725,000.00	1,663,227.75	2.980
FHLB Step 4/14/2025-23	3130ARHA2	US Agency	4/14/2022	4/14/2025	825,000.00	794,673.00	825,000.00	795,456.75	2.980
FHLB Step 4/14/2025-23	3130ARHA2	US Agency	4/14/2022	4/14/2025	450,000.00	433,458.00	450,000.00	433,885.50	2.980
FHLB Step 4/26/2027-22	3130ARN98	US Agency	4/26/2022	4/26/2027	2,000,000.00	1,900,920.00	2,000,000.00	1,909,500.00	4.096
FHLB Step 4/28/2025-22	3130ARKE0	US Agency	4/28/2022	4/28/2025	2,000,000.00	1,951,700.00	2,000,000.00	1,956,380.00	4.576
FHLMC 0.125 10/16/2023	3137EAEY1	US Agency	7/7/2022	10/16/2023	2,917,598.23	2,871,330.00	2,937,548.13	2,893,470.00	2.828
FHLMC 0.25 8/16/2023-21	3134GXBE3	US Agency	11/17/2020	8/16/2023	862,500.00	831,036.00	862,500.00	838,626.00	0.250
FHLMC 0.25 8/16/2023-21	3134GXBE3	US Agency	11/17/2020	8/16/2023	2,500,000.00	2,408,800.00	2,500,000.00	2,430,800.00	0.250
FHLMC 0.25 8/16/2023-21	3134GXBE3	US Agency	11/17/2020	8/16/2023	1,000,000.00	963,520.00	1,000,000.00	972,320.00	0.250
FHLMC 0.25 8/16/2023-21	3134GXBE3	US Agency	11/17/2020	8/16/2023	412,500.00	397,452.00	412,500.00	401,082.00	0.250
FHLMC 0.25 8/16/2023-21	3134GXBE3	US Agency	11/17/2020	8/16/2023	225,000.00	216,792.00	225,000.00	218,772.00	0.250
FHLMC 0.4 5/24/2024-21	3134GWNS1	US Agency	8/24/2020	5/24/2024	575,000.00	538,671.50	575,000.00	540,655.25	0.400
FHLMC 0.4 5/24/2024-21	3134GWNS1	US Agency	8/24/2020	5/24/2024	275,000.00	257,625.50	275,000.00	258,574.25	0.400
FHLMC 0.4 5/24/2024-21	3134GWNS1	US Agency	8/24/2020	5/24/2024	150,000.00	140,523.00	150,000.00	141,040.50	0.400
FHLMC 0.55 2/26/2025-21	3134GWSE7	US Agency	9/2/2020	2/26/2025	1,000,000.00	909,920.00	1,000,000.00	917,600.00	0.550
FHLMC 0.7 12/30/2025-21	3134GXHL1	US Agency	12/30/2020	12/30/2025	685,000.00	607,211.40	685,000.00	613,739.45	0.700
FHLMC 0.7 12/30/2025-21	3134GXHL1	US Agency	12/30/2020	12/30/2025	1,925,000.00	1,706,397.00	1,925,000.00	1,724,742.25	0.700
FHLMC 0.7 12/30/2025-21	3134GXHL1	US Agency	12/30/2020	12/30/2025	670,000.00	593,914.80	670,000.00	600,299.90	0.700
FHLMC 0.7 12/30/2025-21	3134GXHL1	US Agency	12/30/2020	12/30/2025	425,000.00	376,737.00	425,000.00	380,787.25	0.700
FHLMC 0.7 12/30/2025-21	3134GXHL1	US Agency	12/30/2020	12/30/2025	235,000.00	208,313.40	235,000.00	210,552.95	0.700
FHLMC 0.7 12/30/2025-21	3134GXHL1	US Agency	12/30/2020	12/30/2025	260,000.00	230,474.40	260,000.00	232,952.20	0.700
FHLMC 0.7 12/30/2025-21	3134GXHL1	US Agency	12/30/2020	12/30/2025	445,000.00	394,465.80	445,000.00	398,706.65	0.700
FHLMC 0.7 12/30/2025-21	3134GXHL1	US Agency	12/30/2020	12/30/2025	355,000.00	314,686.20	355,000.00	318,069.35	0.700
FHLMC 2.35 3/28/2025-22	3134GXPS7	US Agency	3/28/2022	3/28/2025	5,000,000.00	4,743,200.00	5,000,000.00	4,754,200.00	2.350
FHLMC 2.35 3/28/2025-22	3134GXPS7	US Agency	3/28/2022	3/28/2025	2,875,000.00	2,727,340.00	2,875,000.00	2,733,665.00	2.350
FHLMC 2.35 3/28/2025-22	3134GXPS7	US Agency	3/28/2022	3/28/2025	1,375,000.00	1,304,380.00	1,375,000.00	1,307,405.00	2.350
FHLMC 2.35 3/28/2025-22	3134GXPS7	US Agency	3/28/2022	3/28/2025	750,000.00	711,480.00	750,000.00	713,130.00	2.350
FHLMC 4 1/13/2025-22	3134GXZL1	US Agency	7/13/2022	1/13/2025	1,000,000.00	990,650.00	1,000,000.00	988,430.00	4.000

FNC   Dreyfus MM	FNC-MM2941	Money Market	7/31/2022	N/A	6,266.55	6,266.55	8,287.25	8,287.25	4.190
FNMA 0.5 11/26/2024-21	3136G4Q22	US Agency	8/26/2020	11/26/2024	1,000,000.00	921,020.00	1,000,000.00	925,970.00	0.500
FNMA 0.53 1/22/2026-21	3135GAC58	US Agency	1/22/2021	1/22/2026	5,000,000.00	4,396,800.00	5,000,000.00	4,446,750.00	0.530
FNMA 0.56 11/17/2025-22	3135GA2Z3	US Agency	11/17/2020	11/17/2025	1,600,000.00	1,417,552.00	1,600,000.00	1,432,544.00	0.560
FNMA 0.56 11/17/2025-22	3135GA2Z3	US Agency	11/17/2020	11/17/2025	1,275,000.00	1,129,611.75	1,275,000.00	1,141,558.50	0.560
FNMA 0.56 11/17/2025-22	3135GA2Z3	US Agency	11/17/2020	11/17/2025	1,375,000.00	1,218,208.75	1,375,000.00	1,231,092.50	0.560
FNMA 0.56 11/17/2025-22	3135GA2Z3	US Agency	11/17/2020	11/17/2025	750,000.00	664,477.50	750,000.00	671,505.00	0.560
FNMA 0.6 11/25/2025-22	3135GA3Z2	US Agency	11/25/2020	11/25/2025	150,000.00	132,955.50	150,000.00	134,370.00	0.600
FNMA 0.6 11/25/2025-22	3135GA3Z2	US Agency	11/25/2020	11/25/2025	2,260,000.00	2,003,196.20	2,260,000.00	2,024,508.00	0.600
FNMA 0.6 11/25/2025-22	3135GA3Z2	US Agency	11/25/2020	11/25/2025	1,840,000.00	1,630,920.80	1,840,000.00	1,648,272.00	0.600
FNMA 0.6 11/25/2025-22	3135GA3Z2	US Agency	11/25/2020	11/25/2025	750,000.00	664,777.50	750,000.00	671,850.00	0.600
Fullerton California 0.882 9/1/2023	35981VAX8	Municipal	9/1/2020	9/1/2023	135,125.00	130,594.26	135,125.00	131,467.17	0.882
Fullerton California 0.882 9/1/2023	35981VAX8	Municipal	9/1/2020	9/1/2023	64,625.00	62,458.12	64,625.00	62,875.60	0.882
Fullerton California 0.882 9/1/2023	35981VAX8	Municipal	9/1/2020	9/1/2023	35,250.00	34,068.07	35,250.00	34,295.78	0.882
Fullerton California 1.081 9/1/2024	35981VAY6	Municipal	9/1/2020	9/1/2024	650,000.00	607,899.50	650,000.00	610,304.50	1.081
Georgia State GA 3.5 2/1/2023-23	373384L38	Municipal	8/1/2018	2/1/2023	115,172.08	114,912.60	115,043.37	114,916.05	3.021
Georgia State GA 3.5 2/1/2023-23	373384L38	Municipal	8/1/2018	2/1/2023	55,082.30	54,958.20	55,020.74	54,959.85	3.021
Georgia State GA 3.5 2/1/2023-23	373384L38	Municipal	8/1/2018	2/1/2023	30,044.89	29,977.20	30,011.31	29,978.10	3.021
Greenville City SD OH 2.067 1/1/2023	CAB-396352HB5	Municipal	11/26/2019	1/1/2023	109,664.65	109,157.89	110,285.00	110,285.00	4.482
Greenville City SD OH 2.067 1/1/2023	CAB-396352HB5	Municipal	11/26/2019	1/1/2023	308,181.69	306,757.57	309,925.00	309,925.00	4.482
Greenville City SD OH 2.067 1/1/2023	CAB-396352HB5	Municipal	11/26/2019	1/1/2023	107,263.24	106,767.57	107,870.00	107,870.00	4.482
Greenville City SD OH 2.067 1/1/2023	CAB-396352HB5	Municipal	11/26/2019	1/1/2023	68,040.11	67,725.70	68,425.00	68,425.00	4.482
Greenville City SD OH 2.067 1/1/2023	CAB-396352HB5	Municipal	11/26/2019	1/1/2023	37,622.18	37,448.33	37,835.00	37,835.00	4.482
Greenville City SD OH 2.067 1/1/2023	CAB-396352HB5	Municipal	11/26/2019	1/1/2023	41,624.54	41,432.19	41,860.00	41,860.00	4.482
Greenville City SD OH 2.067 1/1/2023	CAB-396352HB5	Municipal	11/26/2019	1/1/2023	71,242.00	70,912.79	71,645.00	71,645.00	4.482
Greenville City SD OH 2.067 1/1/2023	CAB-396352HB5	Municipal	11/26/2019	1/1/2023	56,833.51	56,570.88	57,155.00	57,155.00	4.482
Greenville City SD OH 2.377 1/1/2024	CAB-396352HC3	Municipal	11/26/2019	1/1/2024	214,284.15	208,992.10	215,535.48	210,725.24	4.889
Greenville City SD OH 2.377 1/1/2024	CAB-396352HC3	Municipal	11/26/2019	1/1/2024	27,550.82	26,870.41	27,711.70	27,093.24	4.889
Greenville City SD OH 2.377 1/1/2024	CAB-396352HC3	Municipal	11/26/2019	1/1/2024	21,428.41	20,899.21	21,553.55	21,072.52	4.889
Greenville City SD OH 2.377 1/1/2024	CAB-396352HC3	Municipal	11/26/2019	1/1/2024	42,856.83	41,798.42	43,107.10	42,145.05	4.889
Hartford CT 3.81 7/1/2023-23	416415HH3	Municipal	7/20/2018	7/1/2023	98,135.69	97,680.52	98,089.97	97,639.36	3.606
Hartford CT 3.81 7/1/2023-23	416415HH3	Municipal	7/20/2018	7/1/2023	12,617.45	12,558.92	12,611.57	12,553.63	3.606
Hartford CT 3.81 7/1/2023-23	416415HH3	Municipal	7/20/2018	7/1/2023	9,813.57	9,768.05	9,809.00	9,763.94	3.606
Hartford CT 3.81 7/1/2023-23	416415HH3	Municipal	7/20/2018	7/1/2023	19,627.14	19,536.10	19,617.99	19,527.87	3.606
Houston Texas 1.95 3/1/2024-24	4423315T7	Municipal	9/10/2019	3/1/2024	296,343.03	286,296.30	296,307.51	286,722.75	1.900
Houston Texas 1.95 3/1/2024-24	4423315T7	Municipal	9/10/2019	3/1/2024	1,705,007.45	1,647,203.70	1,704,803.11	1,649,657.25	1.900
Hudson County NJ 6.64 2/1/2024-24	443730FT8	Municipal	2/22/2019	2/1/2024	101,776.74	101,089.01	101,314.53	100,417.58	4.556
Hudson County NJ 6.64 2/1/2024-24	443730FT8	Municipal	2/22/2019	2/1/2024	286,014.93	284,082.26	284,716.01	282,195.38	4.556
Hudson County NJ 6.64 2/1/2024-24	443730FT8	Municipal	2/22/2019	2/1/2024	99,548.05	98,875.38	99,095.96	98,218.65	4.556
Hudson County NJ 6.64 2/1/2024-24	443730FT8	Municipal	2/22/2019	2/1/2024	63,146.15	62,719.46	62,859.38	62,302.88	4.556
Hudson County NJ 6.64 2/1/2024-24	443730FT8	Municipal	2/22/2019	2/1/2024	34,916.11	34,680.17	34,757.54	34,449.82	4.556
Hudson County NJ 6.64 2/1/2024-24	443730FT8	Municipal	2/22/2019	2/1/2024	38,630.59	38,369.55	38,455.15	38,114.70	4.556
Hudson County NJ 6.64 2/1/2024-24	443730FT8	Municipal	2/22/2019	2/1/2024	66,117.74	65,670.96	65,817.47	65,234.78	4.556
Hudson County NJ 6.64 2/1/2024-24	443730FT8	Municipal	2/22/2019	2/1/2024	52,745.61	52,389.20	52,506.07	52,041.22	4.556
Imperial California 2.75 12/1/2023	452674AH7	Municipal	5/29/2019	12/1/2023	230,326.80	225,094.10	230,256.22	225,365.50	2.620
Imperial California 2.75 12/1/2023	452674AH7	Municipal	5/29/2019	12/1/2023	110,156.29	107,653.70	110,122.54	107,783.50	2.620
Imperial California 2.75 12/1/2023	452674AH7	Municipal	5/29/2019	12/1/2023	60,085.25	58,720.20	60,066.84	58,791.00	2.620
Industrial and Commercial Bank 3.3 6/30/2023	FNC-45581EAX9	Certificate Of Deposit	8/30/2018	6/30/2023	24,500.00	24,384.36	24,500.00	24,381.18	3.300
Industrial and Commercial Bank 3.3 6/30/2023	FNC-45581EAX9	Certificate Of Deposit	8/30/2018	6/30/2023	160,000.00	159,244.80	160,000.00	159,224.00	3.300
Industrial and Commercial Bank 3.3 6/30/2023	FNC-45581EAX9	Certificate Of Deposit	8/30/2018	6/30/2023	60,500.00	60,214.44	60,500.00	60,206.58	3.300
Jersey City NJ 1.065 10/15/2022	476623CN1	Municipal	7/16/2020	10/15/2022	440,000.00	439,568.80	0.00	0.00	
Jersey City NJ 1.194 10/15/2023	476623CP6	Municipal	7/16/2020	10/15/2023	33,000.00	31,987.23	33,000.00	32,141.34	1.194
Jersey City NJ 1.194 10/15/2023	476623CP6	Municipal	7/16/2020	10/15/2023	12,150.00	11,777.12	12,150.00	11,833.86	1.194
Jersey City NJ 1.194 10/15/2023	476623CP6	Municipal	7/16/2020	10/15/2023	230,000.00	222,941.30	230,000.00	224,015.40	1.194
Jersey City NJ 1.194 10/15/2023	476623CP6	Municipal	7/16/2020	10/15/2023	69,100.00	66,979.32	69,100.00	67,302.02	1.194
Jersey City NJ 1.194 10/15/2023	476623CP6	Municipal	7/16/2020	10/15/2023	60,750.00	58,885.58	60,750.00	59,169.28	1.194
JPMorgan Chase MM	CHASE-MM0757	Money Market	7/31/2022	N/A	6,755,799.15	6,755,799.15	6,274,965.31	6,274,965.31	1.230
King County WA 4.83 12/1/2022	49474E3W1	Municipal	8/20/2019	12/1/2022	2,199,870.94	2,194,774.20	0.00	0.00	

Los Angeles County CA 2.794 5/15/2023-23	544445BC2	Municipal	7/17/2018	5/15/2023	19,975.05	19,813.20	19,985.16	19,882.40	3.011
Los Angeles County CA 2.794 5/15/2023-23	544445BC2	Municipal	7/17/2018	5/15/2023	7,490.68	7,429.95	7,494.47	7,455.90	3.011
Los Angeles County CA 2.794 5/15/2023-23	544445BC2	Municipal	7/17/2018	5/15/2023	141,809.31	140,660.31	141,881.10	141,151.58	3.011
Los Angeles County CA 2.794 5/15/2023-23	544445BC2	Municipal	7/17/2018	5/15/2023	42,959.87	42,611.79	42,981.62	42,760.62	3.011
Los Angeles County CA 2.794 5/15/2023-23	544445BC2	Municipal	7/17/2018	5/15/2023	37,453.39	37,149.75	37,472.37	37,279.50	3.011
Los Angeles County CA 3.25 12/1/2022-22	54531FAV3	Municipal	8/15/2018	12/1/2022	150,046.45	149,907.00	0.00	0.00	
Los Angeles County CA 3.25 12/1/2022-22	54531FAV3	Municipal	8/15/2018	12/1/2022	275,085.16	274,829.50	0.00	0.00	
Los Angeles County CA 3.25 12/1/2022-22	54531FAV3	Municipal	8/15/2018	12/1/2022	575,178.06	574,643.50	0.00	0.00	
Los Angeles County CA 3.587 12/1/2023-22	54473ERV8	Municipal	3/11/2019	12/1/2023	503,911.28	496,265.00	503,068.57	494,665.00	2.866
Los Angeles County CA 3.587 12/1/2023-22	54473ERV8	Municipal	3/11/2019	12/1/2023	226,760.08	223,319.25	226,380.86	222,599.25	2.866
Los Angeles County CA 3.587 12/1/2023-22	54473ERV8	Municipal	3/11/2019	12/1/2023	277,151.20	272,945.75	276,687.71	272,065.75	2.866
Lynn Haven FL 2 8/1/2024	551537AD5	Municipal	8/23/2019	8/1/2024	30,965.43	30,022.88	30,970.17	30,118.98	2.064
Lynn Haven FL 2 8/1/2024	551537AD5	Municipal	8/23/2019	8/1/2024	11,387.30	11,040.67	11,389.04	11,076.01	2.064
Lynn Haven FL 2 8/1/2024	551537AD5	Municipal	8/23/2019	8/1/2024	200,710.71	194,601.34	200,741.44	195,224.23	2.064
Lynn Haven FL 2 8/1/2024	551537AD5	Municipal	8/23/2019	8/1/2024	79,576.35	77,154.15	79,588.53	77,401.12	2.064
Lynn Haven FL 2 8/1/2024	551537AD5	Municipal	8/23/2019	8/1/2024	56,936.49	55,203.36	56,945.21	55,380.06	2.064
Lynwood SD CA 1.271 8/1/2024	551800JC0	Municipal	3/17/2020	8/1/2024	350,000.00	327,554.50	350,000.00	331,506.00	1.271
Lynwood SD CA 1.271 8/1/2024	551800JC0	Municipal	3/17/2020	8/1/2024	45,000.00	42,114.15	45,000.00	42,622.20	1.271
Lynwood SD CA 1.271 8/1/2024	551800JC0	Municipal	3/17/2020	8/1/2024	35,000.00	32,755.45	35,000.00	33,150.60	1.271
Lynwood SD CA 1.271 8/1/2024	551800JC0	Municipal	3/17/2020	8/1/2024	70,000.00	65,510.90	70,000.00	66,301.20	1.271
Maplewood SD MO 0.8 3/1/2023	565607PV4	Municipal	9/2/2020	3/1/2023	50,875.00	50,179.03	50,875.00	50,572.29	0.800
Maplewood SD MO 0.8 3/1/2023	565607PV4	Municipal	9/2/2020	3/1/2023	27,750.00	27,370.38	27,750.00	27,584.89	0.800
Maplewood SD MO 0.8 3/1/2023	565607PV4	Municipal	9/2/2020	3/1/2023	106,375.00	104,919.79	106,375.00	105,742.07	0.800
Massachusetts State 3.817 7/1/2024-24	57584XCR0	Municipal	10/22/2019	7/1/2024	280,967.67	269,131.02	279,964.50	269,155.68	2.276
Massachusetts State 3.817 7/1/2024-24	57584XCR0	Municipal	10/22/2019	7/1/2024	789,580.67	756,317.10	786,761.54	756,386.40	2.276
Massachusetts State 3.817 7/1/2024-24	57584XCR0	Municipal	10/22/2019	7/1/2024	274,815.09	263,237.64	273,833.89	263,261.76	2.276
Massachusetts State 3.817 7/1/2024-24	57584XCR0	Municipal	10/22/2019	7/1/2024	174,323.00	166,979.10	173,700.60	166,994.40	2.276
Massachusetts State 3.817 7/1/2024-24	57584XCR0	Municipal	10/22/2019	7/1/2024	96,390.37	92,329.62	96,046.21	92,338.08	2.276
Massachusetts State 3.817 7/1/2024-24	57584XCR0	Municipal	10/22/2019	7/1/2024	106,644.66	102,151.92	106,263.90	102,161.28	2.276
Massachusetts State 3.817 7/1/2024-24	57584XCR0	Municipal	10/22/2019	7/1/2024	182,526.44	174,836.94	181,874.75	174,852.96	2.276
Massachusetts State 3.817 7/1/2024-24	57584XCR0	Municipal	10/22/2019	7/1/2024	145,610.98	139,476.66	145,091.09	139,489.44	2.276
Metropolitan Water District 0.54 7/1/2023-23	592657CP3	Municipal	7/15/2020	7/1/2023	1,955,000.00	1,901,569.85	1,955,000.00	1,919,399.45	0.540
Michigan State Housing 2.463 4/1/2023-23	59465MV51	Municipal	3/15/2019	4/1/2023	74,856.90	74,304.00	74,928.84	74,570.25	2.869
Michigan State Housing 2.463 4/1/2023-23	59465MV51	Municipal	3/15/2019	4/1/2023	92,118.90	91,438.50	92,207.43	91,766.15	2.869
Michigan State Housing 2.463 4/1/2023-23	59465MV51	Municipal	3/15/2019	4/1/2023	24,952.30	24,768.00	24,976.28	24,856.75	2.869
Michigan State Housing 2.463 4/1/2023-23	59465MV51	Municipal	3/15/2019	4/1/2023	307,117.90	304,849.50	307,413.05	305,941.85	2.869
Montgomery County VA 2.632 6/1/2024-24	613741GM3	Municipal	10/31/2019	6/1/2024	1,008,731.18	968,670.00	1,007,412.19	970,510.00	2.080
Morgan Stanley Bank 0 10/14/2022	FNC-61765QDT3	Certificate Of Deposit	10/13/2017	10/14/2022	245,000.00	242,880.75	0.00	0.00	
Morgan Stanley Private Bank 3.55 11/8/2023	FNC-61760ARS0	Certificate Of Deposit	11/8/2018	11/8/2023	24,500.00	24,319.19	24,500.00	24,272.88	3.550
Morgan Stanley Private Bank 3.55 11/8/2023	FNC-61760ARS0	Certificate Of Deposit	11/8/2018	11/8/2023	160,000.00	158,819.20	160,000.00	158,516.80	3.550
Morgan Stanley Private Bank 3.55 11/8/2023	FNC-61760ARS0	Certificate Of Deposit	11/8/2018	11/8/2023	60,500.00	60,053.51	60,500.00	59,939.16	3.550
Mountain American FCU 2.3 10/12/2022	FNC-62384RAB2	Certificate Of Deposit	10/12/2017	10/12/2022	245,000.00	244,948.55	0.00	0.00	
Mukwonago WI 3.875 12/1/2022-20	625064QM5	Municipal	12/18/2019	12/1/2022	956,053.78	954,799.45	0.00	0.00	
Naugatuck Pension CT 5.81 6/1/2024-24	639064RP1	Municipal	7/19/2022	6/1/2024	331,205.94	309,107.08	327,178.16	307,697.25	0.517
Naugatuck Pension CT 5.81 6/1/2024-24	639064RP1	Municipal	7/19/2022	6/1/2024	42,583.62	39,742.34	42,065.76	39,561.08	0.517
Naugatuck Pension CT 5.81 6/1/2024-24	639064RP1	Municipal	7/19/2022	6/1/2024	33,120.59	30,910.71	32,717.82	30,769.72	0.517
Naugatuck Pension CT 5.81 6/1/2024-24	639064RP1	Municipal	7/19/2022	6/1/2024	66,241.19	61,821.42	65,435.63	61,539.45	0.517
New Jersey State NJ 3.118 9/1/2024-24	6460662E9	Municipal	1/28/2021	9/1/2024	232,374.30	214,051.71	231,094.79	215,541.07	0.800
New Jersey State NJ 3.118 9/1/2024-24	6460662E9	Municipal	1/28/2021	9/1/2024	653,022.65	601,532.18	649,426.95	605,717.61	0.800
New Jersey State NJ 3.118 9/1/2024-24	6460662E9	Municipal	1/28/2021	9/1/2024	227,285.81	209,364.45	226,034.32	210,821.20	0.800
New Jersey State NJ 3.118 9/1/2024-24	6460662E9	Municipal	1/28/2021	9/1/2024	144,173.83	132,805.81	143,379.98	133,729.86	0.800
New Jersey State NJ 3.118 9/1/2024-24	6460662E9	Municipal	1/28/2021	9/1/2024	79,719.65	73,433.80	79,280.69	73,944.75	0.800
New Jersey State NJ 3.118 9/1/2024-24	6460662E9	Municipal	1/28/2021	9/1/2024	88,200.46	81,245.90	87,714.81	81,811.21	0.800
New Jersey State NJ 3.118 9/1/2024-24	6460662E9	Municipal	1/28/2021	9/1/2024	150,958.48	139,055.49	150,127.27	140,023.03	0.800
New Jersey State NJ 3.118 9/1/2024-24	6460662E9	Municipal	1/28/2021	9/1/2024	120,427.55	110,931.91	119,764.45	111,703.77	0.800
New Jersey State NJ 3.236 9/1/2025-25	6460662F6	Municipal	1/28/2021	9/1/2025	2,127,322.12	1,886,400.00	2,116,333.72	1,901,540.00	1.000
New Jersey State NJ 3.522 11/1/2023-23	646108PX2	Municipal	5/17/2019	11/1/2023	84,307.49	82,753.52	84,136.16	82,486.93	2.653
New Jersey State NJ 3.522 11/1/2023-23	646108PX2	Municipal	5/17/2019	11/1/2023	236,922.52	232,555.52	236,441.02	231,806.34	2.653

New Jersey State NJ 3.522 11/1/2023-23	646108PX2	Municipal	5/17/2019	11/1/2023	82,461.35	80,941.40	82,293.76	80,680.65	2.653
New Jersey State NJ 3.522 11/1/2023-23	646108PX2	Municipal	5/17/2019	11/1/2023	52,307.57	51,343.43	52,201.27	51,178.02	2.653
New Jersey State NJ 3.522 11/1/2023-23	646108PX2	Municipal	5/17/2019	11/1/2023	28,923.01	28,389.89	28,864.23	28,298.44	2.653
New Jersey State NJ 3.522 11/1/2023-23	646108PX2	Municipal	5/17/2019	11/1/2023	31,999.92	31,410.10	31,934.89	31,308.91	2.653
New Jersey State NJ 3.522 11/1/2023-23	646108PX2	Municipal	5/17/2019	11/1/2023	54,769.10	53,759.59	54,657.80	53,586.40	2.653
New Jersey State NJ 3.522 11/1/2023-23	646108PX2	Municipal	5/17/2019	11/1/2023	43,692.21	42,886.86	43,603.41	42,748.70	2.653
New York City NY2.61 2/1/2025-25	64971WVF0	Municipal	2/3/2020	2/1/2025	1,016,405.79	953,480.00	1,014,638.42	953,980.00	1.872
New York City NY 3.01 8/1/2024-24	64971WVC1	Municipal	8/1/2019	8/1/2024	573,106.15	550,816.68	572,181.87	550,425.88	2.320
New York City NY 3.01 8/1/2024-24	64971WVC1	Municipal	8/1/2019	8/1/2024	274,094.24	263,434.06	273,652.20	263,247.16	2.320
New York City NY 3.01 8/1/2024-24	64971WVC1	Municipal	8/1/2019	8/1/2024	149,505.95	143,691.31	149,264.83	143,589.36	2.320
New York City NY 3.11 7/15/2023-23	64972HN81	Municipal	8/13/2018	7/15/2023	1,000,068.71	991,470.00	1,000,046.69	991,250.00	3.100
Norristown SD PA 2.47 10/1/2023	656491PY7	Municipal	9/4/2019	10/1/2023	40,000.00	39,306.80	40,000.00	39,377.20	2.470
Norristown SD PA 2.47 10/1/2023	656491PY7	Municipal	9/4/2019	10/1/2023	14,550.00	14,297.85	14,550.00	14,323.46	2.470
Norristown SD PA 2.47 10/1/2023	656491PY7	Municipal	9/4/2019	10/1/2023	280,000.00	275,147.60	280,000.00	275,640.40	2.470
Norristown SD PA 2.47 10/1/2023	656491PY7	Municipal	9/4/2019	10/1/2023	77,700.00	76,353.46	77,700.00	76,490.21	2.470
Norristown SD PA 2.47 10/1/2023	656491PY7	Municipal	9/4/2019	10/1/2023	72,750.00	71,489.24	72,750.00	71,617.28	2.470
Numerica WA FCU 3.55 11/28/2023	FNC-67054NAN3	Certificate Of Deposit	11/28/2018	11/28/2023	245,000.00	243,270.30	245,000.00	242,687.20	3.550
Oklahoma State 1.053 7/1/2025	679075BX8	Municipal	12/29/2020	7/1/2025	579,596.63	521,962.00	579,175.42	523,445.50	0.757
Oklahoma State 1.053 7/1/2025	679075BX8	Municipal	12/29/2020	7/1/2025	277,198.39	249,634.00	276,996.94	250,343.50	0.757
Oklahoma State 1.053 7/1/2025	679075BX8	Municipal	12/29/2020	7/1/2025	151,199.12	136,164.00	151,089.24	136,551.00	0.757
Oregon State 0.899 4/1/2025-25	68607V2P9	Municipal	4/29/2021	4/1/2025	692,643.94	630,977.40	692,377.52	634,848.30	0.743
Oregon State 0.899 4/1/2025-25	68607V2P9	Municipal	4/29/2021	4/1/2025	331,264.49	301,771.80	331,137.07	303,623.10	0.743
Oregon State 0.899 4/1/2025-25	68607V2P9	Municipal	4/29/2021	4/1/2025	180,689.72	164,602.80	180,620.22	165,612.60	0.743
Pleasant SD OH 2.25 10/1/2022	728500FE4	Municipal	7/18/2019	10/1/2022	287,500.00	287,500.00	0.00	0.00	
Pleasant SD OH 2.25 10/1/2022	728500FE4	Municipal	7/18/2019	10/1/2022	75,000.00	75,000.00	0.00	0.00	
Pleasant SD OH 2.25 10/1/2022	728500FE4	Municipal	7/18/2019	10/1/2022	137,500.00	137,500.00	0.00	0.00	
Pleasant SD OH 4 10/1/2023	728500FF1	Municipal	7/18/2019	10/1/2023	142,253.73	139,629.00	141,685.66	139,361.60	2.299
Pleasant SD OH 4 10/1/2023	728500FF1	Municipal	7/18/2019	10/1/2023	18,289.76	17,952.30	18,216.73	17,917.92	2.299
Pleasant SD OH 4 10/1/2023	728500FF1	Municipal	7/18/2019	10/1/2023	14,225.37	13,962.90	14,168.57	13,936.16	2.299
Pleasant SD OH 4 10/1/2023	728500FF1	Municipal	7/18/2019	10/1/2023	28,450.75	27,925.80	28,337.13	27,872.32	2.299
Port Morrow OR 3.221 9/1/2024-24	73474TAB6	Municipal	9/12/2019	9/1/2024	21,639.39	20,673.70	21,575.16	20,667.15	1.950
Port Morrow OR 3.221 9/1/2024-24	73474TAB6	Municipal	9/12/2019	9/1/2024	322,669.61	308,263.99	321,712.44	308,166.22	1.950
Port Morrow OR 3.221 9/1/2024-24	73474TAB6	Municipal	9/12/2019	9/1/2024	268,818.64	256,817.20	268,021.22	256,735.75	1.950
Port Morrow OR 3.221 9/1/2024-24	73474TAB6	Municipal	9/12/2019	9/1/2024	108,196.93	103,368.51	107,875.79	103,335.73	1.950
Prosperity Bank 1.8 1/12/2024	CD60050009770	Certificate Of Deposit	1/14/2020	1/12/2024	1,049,117.52	1,049,117.52	1,053,832.66	1,053,832.66	1.800
Prosperity Bank 1.85 1/14/2025	CD60050009771	Certificate Of Deposit	1/14/2020	1/14/2025	1,050,514.70	1,050,514.70	1,055,367.47	1,055,367.47	1.850
Prosperity Bank 2.5 1/19/2023	CD60050002651	Certificate Of Deposit	1/19/2018	1/19/2023	1,123,582.73	1,123,582.73	1,130,600.44	1,130,600.44	2.500
Prosperity Bank 3.18 1/13/2023	CD60050007572	Certificate Of Deposit	1/14/2019	1/13/2023	1,123,463.92	1,123,463.92	1,132,394.55	1,132,394.55	3.180
Prosperity Bank 3.31 1/12/2024	CD60050007573	Certificate Of Deposit	1/14/2019	1/12/2024	1,128,816.03	1,128,816.03	1,138,157.04	1,138,157.04	3.310
Prosperity Bank 3.38 8/22/2023	CD60050005699	Certificate Of Deposit	8/22/2018	8/22/2023	1,147,833.62	1,147,833.62	1,157,533.43	1,157,533.43	3.380
River City Parking Authority0.7 6/1/2024	76804AEA9	Municipal	5/19/2021	6/1/2024	148,121.30	139,214.72	148,103.00	140,119.00	0.650
River City Parking Authority0.7 6/1/2024	76804AEA9	Municipal	5/19/2021	6/1/2024	46,688.21	43,880.86	46,682.43	44,165.89	0.650
River City Parking Authority0.7 6/1/2024	76804AEA9	Municipal	5/19/2021	6/1/2024	812,025.15	763,197.84	811,924.86	768,155.25	0.650
River City Parking Authority0.7 6/1/2024	76804AEA9	Municipal	5/19/2021	6/1/2024	315,998.59	296,997.50	315,959.56	298,926.67	0.650
River City Parking Authority0.7 6/1/2024	76804AEA9	Municipal	5/19/2021	6/1/2024	233,441.02	219,404.28	233,412.16	220,829.44	0.650
Riverside Public Funding CA 2.92 11/1/2022-22	76926CAU8	Municipal	5/29/2019	11/1/2022	635,163.65	634,301.50	0.00	0.00	
Riverside Public Funding CA 3 11/1/2023-23	76926CAV6	Municipal	5/9/2019	11/1/2023	190,037.61	185,607.76	189,970.96	186,884.78	2.850
Riverside Public Funding CA 3 11/1/2023-23	76926CAV6	Municipal	5/9/2019	11/1/2023	275,416.83	268,996.75	275,320.23	270,847.50	2.850
Riverside Public Funding CA 3 11/1/2023-23	76926CAV6	Municipal	5/9/2019	11/1/2023	295,697.52	288,804.69	295,593.81	290,791.72	2.850
Roanoke Tex Economic 3.5 8/15/2023	770047AR9	Municipal	11/15/2018	8/15/2023	45,210.00	44,941.00	45,210.00	44,917.94	3.500
Roanoke Tex Economic 3.5 8/15/2023	770047AR9	Municipal	11/15/2018	8/15/2023	127,050.00	126,294.05	127,050.00	126,229.26	3.500
Roanoke Tex Economic 3.5 8/15/2023	770047AR9	Municipal	11/15/2018	8/15/2023	44,220.00	43,956.89	44,220.00	43,934.34	3.500
Roanoke Tex Economic 3.5 8/15/2023	770047AR9	Municipal	11/15/2018	8/15/2023	28,050.00	27,883.10	28,050.00	27,868.80	3.500
Roanoke Tex Economic 3.5 8/15/2023	770047AR9	Municipal	11/15/2018	8/15/2023	15,510.00	15,417.72	15,510.00	15,409.81	3.500
Roanoke Tex Economic 3.5 8/15/2023	770047AR9	Municipal	11/15/2018	8/15/2023	17,160.00	17,057.90	17,160.00	17,049.15	3.500
Roanoke Tex Economic 3.5 8/15/2023	770047AR9	Municipal	11/15/2018	8/15/2023	29,370.00	29,195.25	29,370.00	29,180.27	3.500
Roanoke Tex Economic 3.5 8/15/2023	770047AR9	Municipal	11/15/2018	8/15/2023	23,430.00	23,290.59	23,430.00	23,278.64	3.500
Round Rock TX 2.228 8/15/2023	77924PAB1	Municipal	8/22/2019	8/15/2023	65,075.00	64,020.78	65,075.00	64,178.92	2.228

Round Rock TX 2.228 8/15/2023	77924PAB1	Municipal	8/22/2019	8/15/2023	182,875.00	179,912.42	182,875.00	180,356.81	2.228
Round Rock TX 2.228 8/15/2023	77924PAB1	Municipal	8/22/2019	8/15/2023	63,650.00	62,618.87	63,650.00	62,773.54	2.228
Round Rock TX 2.228 8/15/2023	77924PAB1	Municipal	8/22/2019	8/15/2023	40,375.00	39,720.92	40,375.00	39,819.04	2.228
Round Rock TX 2.228 8/15/2023	77924PAB1	Municipal	8/22/2019	8/15/2023	22,325.00	21,963.34	22,325.00	22,017.58	2.228
Round Rock TX 2.228 8/15/2023	77924PAB1	Municipal	8/22/2019	8/15/2023	24,700.00	24,299.86	24,700.00	24,359.88	2.228
Round Rock TX 2.228 8/15/2023	77924PAB1	Municipal	8/22/2019	8/15/2023	42,275.00	41,590.14	42,275.00	41,692.87	2.228
Round Rock TX 2.228 8/15/2023	77924PAB1	Municipal	8/22/2019	8/15/2023	33,725.00	33,178.66	33,725.00	33,260.61	2.228
Sallie Mae Bank UT 2.6 1/17/2023	FNC-795450J30	Certificate Of Deposit	1/17/2018	1/17/2023	245,000.00	244,380.15	245,000.00	244,821.15	2.600
San Bernardino County CA 6.02 8/1/2023-23	796839BP2	Municipal	2/22/2019	8/1/2023	393,610.73	392,582.28	391,912.75	390,021.48	4.104
San Bernardino County CA 6.02 8/1/2023-23	796839BP2	Municipal	2/22/2019	8/1/2023	149,125.71	148,736.07	148,482.40	147,765.87	4.104
San Diego County CA 0.85 10/1/2024-24	7973913L1	Municipal	11/19/2020	10/1/2024	29,787.86	27,631.99	29,776.80	27,803.95	0.700
San Diego County CA 0.85 10/1/2024-24	7973913L1	Municipal	11/19/2020	10/1/2024	446,682.97	414,353.89	446,517.28	416,932.55	0.700
San Diego County CA 0.85 10/1/2024-24	7973913L1	Municipal	11/19/2020	10/1/2024	367,520.07	340,920.48	367,383.74	343,042.14	0.700
San Diego County CA 0.85 10/1/2024-24	7973913L1	Municipal	11/19/2020	10/1/2024	148,939.29	138,159.94	148,884.01	139,019.76	0.700
Scotts Valley CA 2.361 10/1/2023-23	810227AR9	Municipal	7/25/2019	10/1/2023	45,000.00	44,027.55	45,000.00	44,228.70	2.361
Scotts Valley CA 2.361 10/1/2023-23	810227AR9	Municipal	7/25/2019	10/1/2023	16,800.00	16,436.95	16,800.00	16,512.05	2.361
Scotts Valley CA 2.361 10/1/2023-23	810227AR9	Municipal	7/25/2019	10/1/2023	320,000.00	313,084.80	320,000.00	314,515.20	2.361
Scotts Valley CA 2.361 10/1/2023-23	810227AR9	Municipal	7/25/2019	10/1/2023	94,200.00	92,164.34	94,200.00	92,585.41	2.361
Scotts Valley CA 2.361 10/1/2023-23	810227AR9	Municipal	7/25/2019	10/1/2023	84,000.00	82,184.76	84,000.00	82,560.24	2.361
Sioux Falls ISD SD 4.8 7/1/2024-24	829596NX9	Municipal	8/27/2019	7/1/2024	858,103.33	825,387.40	852,617.40	822,681.40	2.000
South Carolina State 2.388 12/1/2023	837151WM7	Municipal	12/10/2018	12/1/2023	66,371.86	65,917.00	66,588.50	66,051.76	3.800
South Carolina State 2.388 12/1/2023	837151WM7	Municipal	12/10/2018	12/1/2023	138,777.53	137,826.46	139,230.50	138,108.22	3.800
South Carolina State 2.388 12/1/2023	837151WM7	Municipal	12/10/2018	12/1/2023	36,202.83	35,954.73	36,321.00	36,028.23	3.800
Southern New Hampshire 1.95 1/1/2025-24	84352JAA4	Corporate	1/4/2021	1/1/2025	139,424.55	126,635.95	139,153.51	127,697.70	1.145
Southern New Hampshire 1.95 1/1/2025-24	84352JAA4	Corporate	1/4/2021	1/1/2025	391,813.50	355,874.75	391,051.84	358,858.50	1.145
Southern New Hampshire 1.95 1/1/2025-24	84352JAA4	Corporate	1/4/2021	1/1/2025	136,371.45	123,862.90	136,106.36	124,901.40	1.145
Southern New Hampshire 1.95 1/1/2025-24	84352JAA4	Corporate	1/4/2021	1/1/2025	86,504.28	78,569.75	86,336.12	79,228.50	1.145
Southern New Hampshire 1.95 1/1/2025-24	84352JAA4	Corporate	1/4/2021	1/1/2025	47,831.78	43,444.45	47,738.80	43,808.70	1.145
Southern New Hampshire 1.95 1/1/2025-24	84352JAA4	Corporate	1/4/2021	1/1/2025	52,920.26	48,066.20	52,817.39	48,469.20	1.145
Southern New Hampshire 1.95 1/1/2025-24	84352JAA4	Corporate	1/4/2021	1/1/2025	90,575.07	82,267.15	90,399.00	82,956.90	1.145
Southern New Hampshire 1.95 1/1/2025-24	84352JAA4	Corporate	1/4/2021	1/1/2025	72,256.52	65,628.85	72,116.06	66,179.10	1.145
Spartanburg SC 2.25 4/1/2024	847219AE2	Municipal	9/26/2019	4/1/2024	213,500.00	206,676.54	213,500.00	207,208.16	2.250
Spartanburg SC 2.25 4/1/2024	847219AE2	Municipal	9/26/2019	4/1/2024	27,450.00	26,572.70	27,450.00	26,641.05	2.250
Spartanburg SC 2.25 4/1/2024	847219AE2	Municipal	9/26/2019	4/1/2024	21,350.00	20,667.65	21,350.00	20,720.82	2.250
Spartanburg SC 2.25 4/1/2024	847219AE2	Municipal	9/26/2019	4/1/2024	42,700.00	41,335.31	42,700.00	41,441.63	2.250
Stratford Connecticut 4.637 8/15/2023	8628113Y0	Municipal	1/27/2020	8/15/2023	511,288.07	500,835.00	508,032.58	500,695.00	1.950
Synchrony Bank 2.55 1/12/2023	FNC-87165HUB4	Certificate Of Deposit	1/12/2018	1/12/2023	245,000.00	244,394.85	245,000.00	244,867.70	2.550
Tarrant County TX 1.386 9/1/2025-25	87638QQW2	Municipal	1/6/2021	9/1/2025	290,245.28	260,351.38	290,008.35	261,648.00	1.050
Tarrant County TX 1.386 9/1/2025-25	87638QQW2	Municipal	1/6/2021	9/1/2025	138,812.96	124,515.88	138,699.65	125,136.00	1.050
Tarrant County TX 1.386 9/1/2025-25	87638QQW2	Municipal	1/6/2021	9/1/2025	75,716.16	67,917.75	75,654.35	68,256.00	1.050
Texas CLASS   General Fund LGIP	TXCLASS0001-100	Local Government Investme	9/30/2022	N/A	90,000.00	90,000.00	92,775.98	92,775.98	4.317
Texas CLASS   General Fund LGIP	TXCLASS0001-100	Local Government Investme	9/30/2022	N/A	531,213.00	531,213.00	540,270.98	540,270.98	4.317
Texas CLASS   General Fund LGIP	TXCLASS0001-100	Local Government Investme	9/30/2022	N/A	861,372.08	861,372.08	916,278.45	916,278.45	4.317
Texas CLASS   General Fund LGIP	TXCLASS0001-100	Local Government Investme	9/30/2022	N/A	1,619,754.03	1,619,754.03	1,624,381.34	1,624,381.34	4.317
Texas CLASS   General Fund LGIP	TXCLASS0001-100	Local Government Investme	9/30/2022	N/A	8,757,406.29	8,757,406.29	13,434,255.67	13,434,255.67	4.317
Texas CLASS   General Fund LGIP	TXCLASS0001-100	Local Government Investme	9/30/2022	N/A	63,182.18	63,182.18	63,362.68	63,362.68	4.317
Texas CLASS   General Fund LGIP	TXCLASS0001-100	Local Government Investme	9/30/2022	N/A	28,088.22	28,088.22	28,168.46	28,168.46	4.317
Texas CLASS   General Fund LGIP	TXCLASS0001-100	Local Government Investme	9/30/2022	N/A	177,892.06	177,892.06	188,507.57	188,507.57	4.317
Texas CLASS   General Fund LGIP	TXCLASS0001-100	Local Government Investme	9/30/2022	N/A	280,882.20	280,882.20	281,684.62	281,684.62	4.317
Texas CLASS   General Fund LGIP	TXCLASS0001-100	Local Government Investme	9/30/2022	N/A	112,352.88	112,352.88	119,057.41	119,057.41	4.317
Texas CLASS   General Fund LGIP	TXCLASS0001-100	Local Government Investme	9/30/2022	N/A	2,886,517.91	2,886,517.91	3,082,310.25	3,082,310.25	4.317
Texas CLASS   General Fund LGIP	TXCLASS0001-100	Local Government Investme	9/30/2022	N/A	434,066.32	434,066.32	472,447.09	472,447.09	4.317
Texas CLASS   General Fund LGIP	TXCLASS0001-100	Local Government Investme	9/30/2022	N/A	1,520,390.26	1,520,390.26	2,220,026.53	2,220,026.53	4.317
Texas CLASS   General Fund LGIP	TXCLASS0001-100	Local Government Investme	9/30/2022	N/A	22,536,693.60	22,536,693.60	24,693,787.27	24,693,787.27	4.317
Texas CLASS   General Fund LGIP	TXCLASS0001-100	Local Government Investme	9/30/2022	N/A	466,719.38	466,719.38	883,512.35	883,512.35	4.317
Texas CLASS   General Fund LGIP	TXCLASS0001-100	Local Government Investme	9/30/2022	N/A	1,582,303.07	1,582,303.07	1,586,823.39	1,586,823.39	4.317
Texas CLASS   General Fund LGIP	TXCLASS0001-100	Local Government Investme	9/30/2022	N/A	808,093.39	808,093.39	834,181.20	834,181.20	4.317
Texas CLASS   General Fund LGIP	TXCLASS0001-100	Local Government Investme	9/30/2022	N/A	206,213.00	206,213.00	207,941.96	207,941.96	4.317

Texas CLASS   General Fund LGIP	TXCLASS0001-100	Local Government Investme	9/30/2022	N/A	374,509.60	374,509.60	375,579.50	375,579.50	4.317
Texas CLASS   General Fund LGIP	TXCLASS0001-100	Local Government Investme	9/30/2022	N/A	468,137.00	468,137.00	469,474.37	469,474.37	4.317
Texas CLASS   General Fund LGIP	TXCLASS0001-100	Local Government Investme	9/30/2022	N/A	47,672.57	47,672.57	48,117.52	48,117.52	4.317
Texas CLASS   General Fund LGIP	TXCLASS0001-100	Local Government Investme	9/30/2022	N/A	992,450.44	992,450.44	995,285.67	995,285.67	4.317
Texas CLASS   General Fund LGIP	TXCLASS0001-100	Local Government Investme	9/30/2022	N/A	702,205.50	702,205.50	744,108.84	744,108.84	4.317
Texas CLASS   General Fund LGIP	TXCLASS0001-100	Local Government Investme	9/30/2022	N/A	1,048,626.88	1,048,626.88	1,111,954.82	1,111,954.82	4.317
Texas CLASS   General Fund LGIP	TXCLASS0001-100	Local Government Investme	9/30/2022	N/A	2,574,753.51	2,574,753.51	2,745,923.77	2,745,923.77	4.317
Texas CLASS   General Fund LGIP	TXCLASS0001-100	Local Government Investme	9/30/2022	N/A	468,137.00	468,137.00	469,474.37	469,474.37	4.317
Texas CLASS   General Fund LGIP	TXCLASS0001-100	Local Government Investme	9/30/2022	N/A	543,038.92	543,038.92	652,578.90	652,578.90	4.317
Texas CLASS   General Fund LGIP	TXCLASS0001-100	Local Government Investme	9/30/2022	N/A	497,516.32	497,516.32	536,994.86	536,994.86	4.317
Texas CLASS   General Fund LGIP	TXCLASS0001-100	Local Government Investme	9/30/2022	N/A	56,176.44	56,176.44	59,528.70	59,528.70	4.317
Texas CLASS   General Fund LGIP	TXCLASS0001-100	Local Government Investme	9/30/2022	N/A	730,293.72	730,293.72	732,380.02	732,380.02	4.317
Texas CLASS   General Fund LGIP	TXCLASS0001-100	Local Government Investme	9/30/2022	N/A	215,343.02	215,343.02	215,958.21	215,958.21	4.317
Texas CLASS   General Fund LGIP	TXCLASS0001-100	Local Government Investme	9/30/2022	N/A	28,719,289.24	28,719,289.24	28,447,069.18	28,447,069.18	4.317
Texas CLASS   General Fund LGIP	TXCLASS0001-100	Local Government Investme	9/30/2022	N/A	5,086,818.32	5,086,818.32	5,401,700.88	5,401,700.88	4.317
Texas CLASS   General Fund LGIP	TXCLASS0001-100	Local Government Investme	9/30/2022	N/A	1,039,264.14	1,039,264.14	1,042,233.11	1,042,233.11	4.317
Texas CLASS   General Fund LGIP	TXCLASS0001-100	Local Government Investme	9/30/2022	N/A	3,838,073.90	3,838,073.90	4,073,896.82	4,073,896.82	4.317
Texas CLASS   General Fund LGIP	TXCLASS0001-100	Local Government Investme	9/30/2022	N/A	28,088.22	28,088.22	28,168.46	28,168.46	4.317
Texas CLASS   General Fund LGIP	TXCLASS0001-100	Local Government Investme	9/30/2022	N/A	842,646.60	842,646.60	845,053.87	845,053.87	4.317
Texas CLASS   General Fund LGIP	TXCLASS0001-100	Local Government Investme	9/30/2022	N/A	1,586,023.59	1,586,023.59	1,936,315.10	1,936,315.10	4.317
Texas CLASS   General Fund LGIP	TXCLASS0001-100	Local Government Investme	9/30/2022	N/A	805,195.64	805,195.64	807,495.92	807,495.92	4.317
Texas CLASS LGIP	TXCLASS0002-701	Local Government Investme	7/31/2022	N/A	10,070,596.97	10,070,596.97	9,554,351.82	9,554,351.82	4.317
Texas CLASS LGIP	TXCLASS0003-390	Local Government Investme	7/31/2022	N/A	208,161.82	208,161.82	210,164.70	210,164.70	4.317
Texas CLASS LGIP	TXCLASS0005-550	Local Government Investme	7/31/2022	N/A	142,660.86	142,660.86	0.00	0.00	
Texas CLASS LGIP	TXCLASS0007-801	Local Government Investme	7/31/2022	N/A	442,442.50	442,442.50	446,699.59	446,699.59	4.317
Texas CLASS LGIP	TXCLASS0008-550	Local Government Investme	7/31/2022	N/A	9,558,539.92	9,558,539.92	8,850,236.52	8,850,236.52	4.317
Texas Exchange Bank 0.5 12/11/2024-20	FNC-88241TJG6	Certificate Of Deposit	9/11/2020	12/11/2024	245,000.00	225,466.15	245,000.00	226,291.80	0.500
TexPool   General Fund LGIP	TEXPOOL0013-100	Local Government Investme	9/30/2022	N/A	48,940.66	48,940.66	0.00	0.00	
TexPool   General Fund LGIP	TEXPOOL0013-100	Local Government Investme	9/30/2022	N/A	318,646.27	318,646.27	0.00	0.00	
TexPool   General Fund LGIP	TEXPOOL0013-100	Local Government Investme	9/30/2022	N/A	10,107.31	10,107.31	0.00	0.00	
TexPool   General Fund LGIP	TEXPOOL0013-100	Local Government Investme	9/30/2022	N/A	6,383.56	6,383.56	0.00	0.00	
TexPool   General Fund LGIP	TEXPOOL0013-100	Local Government Investme	9/30/2022	N/A	178,207.85	178,207.85	0.00	0.00	
TexPool   General Fund LGIP	TEXPOOL0013-100	Local Government Investme	9/30/2022	N/A	36,173.53	36,173.53	0.00	0.00	
TexPool   General Fund LGIP	TEXPOOL0013-100	Local Government Investme	9/30/2022	N/A	662,294.83	662,294.83	0.00	0.00	
TexPool   General Fund LGIP	TEXPOOL0013-100	Local Government Investme	9/30/2022	N/A	1,219,886.04	1,219,886.04	1,258,429.58	1,258,429.58	3.980
TexPool   General Fund LGIP	TEXPOOL0013-100	Local Government Investme	9/30/2022	N/A	7,098.36	7,098.36	0.00	0.00	
TexPool   General Fund LGIP	TEXPOOL0013-100	Local Government Investme	9/30/2022	N/A	39,897.28	39,897.28	0.00	0.00	
TexPool   General Fund LGIP	TEXPOOL0013-100	Local Government Investme	9/30/2022	N/A	59,579.94	59,579.94	0.00	0.00	
TexPool   General Fund LGIP	TEXPOOL0013-100	Local Government Investme	9/30/2022	N/A	146,290.02	146,290.02	0.00	0.00	
TexPool   General Fund LGIP	TEXPOOL0013-100	Local Government Investme	9/30/2022	N/A	107,988.63	107,988.63	0.00	0.00	
TexPool   General Fund LGIP	TEXPOOL0013-100	Local Government Investme	9/30/2022	N/A	36,173.53	36,173.53	0.00	0.00	
TexPool   General Fund LGIP	TEXPOOL0013-100	Local Government Investme	9/30/2022	N/A	3,191.78	3,191.78	0.00	0.00	
TexPool   General Fund LGIP	TEXPOOL0013-100	Local Government Investme	9/30/2022	N/A	1,631,256.65	1,631,256.65	0.00	0.00	
TexPool   General Fund LGIP	TEXPOOL0013-100	Local Government Investme	9/30/2022	N/A	289,920.23	289,920.23	0.00	0.00	
TexPool   General Fund LGIP	TEXPOOL0013-100	Local Government Investme	9/30/2022	N/A	219,169.05	219,169.05	0.00	0.00	
TexPool   General Fund LGIP	TEXPOOL0013-100	Local Government Investme	9/30/2022	N/A	298,431.65	298,431.65	0.00	0.00	
TexPool LGIP	TEXPOOL0005-700	Local Government Investme	7/31/2022	N/A	2,034,419.38	2,034,419.38	2,052,455.52	2,052,455.52	3.980
TexPool LGIP	TEXPOOL0018-400	Local Government Investme	7/31/2022	N/A	920,379.01	920,379.01	7,761,437.39	7,761,437.39	3.980
TexPool LGIP	TEXPOOL0044-700	Local Government Investme	7/31/2022	N/A	1,108,264.01	1,108,264.01	2,610,709.68	2,610,709.68	3.980
TexPool LGIP	TEXPOOL0046-804	Local Government Investme	7/31/2022	N/A	513,259.83	513,259.83	2,521,888.85	2,521,888.85	3.980
TexPool LGIP	TEXPOOL0047-801	Local Government Investme	7/31/2022	N/A	289,384.31	289,384.31	1,795,008.89	1,795,008.89	3.980
TexSTAR   General Fund LGIP	TEXSTAR1110-100	Local Government Investme	9/30/2022	N/A	29,357.45	29,357.45	0.00	0.00	
TexSTAR   General Fund LGIP	TEXSTAR1110-100	Local Government Investme	9/30/2022	N/A	191,142.52	191,142.52	0.00	0.00	
TexSTAR   General Fund LGIP	TEXSTAR1110-100	Local Government Investme	9/30/2022	N/A	6,062.95	6,062.95	0.00	0.00	
TexSTAR   General Fund LGIP	TEXSTAR1110-100	Local Government Investme	9/30/2022	N/A	3,829.23	3,829.23	0.00	0.00	
TexSTAR   General Fund LGIP	TEXSTAR1110-100	Local Government Investme	9/30/2022	N/A	106,899.41	106,899.41	0.00	0.00	
TexSTAR   General Fund LGIP	TEXSTAR1110-100	Local Government Investme	9/30/2022	N/A	21,698.98	21,698.98	0.00	0.00	
TexSTAR   General Fund LGIP	TEXSTAR1110-100	Local Government Investme	9/30/2022	N/A	397,282.87	397,282.87	0.00	0.00	

TexSTAR   General Fund LGIP	TEXSTAR1110-100	Local Government Investme	9/30/2022	N/A	731,758.43	731,758.43	0.00	0.00	
TexSTAR   General Fund LGIP	TEXSTAR1110-100	Local Government Investme	9/30/2022	N/A	4,258.01	4,258.01	0.00	0.00	
TexSTAR   General Fund LGIP	TEXSTAR1110-100	Local Government Investme	9/30/2022	N/A	23,932.70	23,932.70	0.00	0.00	
TexSTAR   General Fund LGIP	TEXSTAR1110-100	Local Government Investme	9/30/2022	N/A	35,739.50	35,739.50	0.00	0.00	
TexSTAR   General Fund LGIP	TEXSTAR1110-100	Local Government Investme	9/30/2022	N/A	87,753.24	87,753.24	0.00	0.00	
TexSTAR   General Fund LGIP	TEXSTAR1110-100	Local Government Investme	9/30/2022	N/A	64,777.85	64,777.85	0.00	0.00	
TexSTAR   General Fund LGIP	TEXSTAR1110-100	Local Government Investme	9/30/2022	N/A	21,698.98	21,698.98	0.00	0.00	
TexSTAR   General Fund LGIP	TEXSTAR1110-100	Local Government Investme	9/30/2022	N/A	1,914.62	1,914.62	0.00	0.00	
TexSTAR   General Fund LGIP	TEXSTAR1110-100	Local Government Investme	9/30/2022	N/A	978,522.41	978,522.41	0.00	0.00	
TexSTAR   General Fund LGIP	TEXSTAR1110-100	Local Government Investme	9/30/2022	N/A	173,910.98	173,910.98	0.00	0.00	
TexSTAR   General Fund LGIP	TEXSTAR1110-100	Local Government Investme	9/30/2022	N/A	131,470.32	131,470.32	0.00	0.00	
TexSTAR   General Fund LGIP	TEXSTAR1110-100	Local Government Investme	9/30/2022	N/A	179,016.62	179,016.62	0.00	0.00	
Thornapple Kellogg Schools MI 2.061 5/1/2024-24	885205NF7	Municipal	11/19/2019	5/1/2024	880,000.00	848,592.80	880,000.00	851,206.40	2.061
Toms River SD NJ 3.122 7/15/2024	890125WX1	Municipal	8/8/2019	7/15/2024	2,407,451.87	2,327,211.60	2,403,584.23	2,327,806.60	2.433
Town of Estes Park CO 2.462 11/1/2024-24	29747TAX1	Municipal	11/14/2019	11/1/2024	483,000.00	462,008.82	483,000.00	463,143.87	2.462
Town of Estes Park CO 2.462 11/1/2024-24	29747TAX1	Municipal	11/14/2019	11/1/2024	62,100.00	59,401.13	62,100.00	59,547.07	2.462
Town of Estes Park CO 2.462 11/1/2024-24	29747TAX1	Municipal	11/14/2019	11/1/2024	48,300.00	46,200.88	48,300.00	46,314.39	2.462
Town of Estes Park CO 2.462 11/1/2024-24	29747TAX1	Municipal	11/14/2019	11/1/2024	96,600.00	92,401.76	96,600.00	92,628.77	2.462
Trussville AL 0.526 10/1/2023	898242NT5	Municipal	8/25/2020	10/1/2023	143,750.00	138,733.12	143,750.00	139,654.56	0.526
Trussville AL 0.526 10/1/2023	898242NT5	Municipal	8/25/2020	10/1/2023	68,750.00	66,350.62	68,750.00	66,791.31	0.526
Trussville AL 0.526 10/1/2023	898242NT5	Municipal	8/25/2020	10/1/2023	37,500.00	36,191.25	37,500.00	36,431.62	0.526
Trussville AL 0.722 10/1/2024	898242NC2	Municipal	8/25/2020	10/1/2024	281,750.00	261,559.80	281,750.00	263,616.57	0.722
Trussville AL 0.722 10/1/2024	898242NC2	Municipal	8/25/2020	10/1/2024	134,750.00	125,093.82	134,750.00	126,077.49	0.722
Trussville AL 0.722 10/1/2024	898242NC2	Municipal	8/25/2020	10/1/2024	73,500.00	68,232.99	73,500.00	68,769.54	0.722
UBS Bank UT 3.25 10/17/2022	FNC-90348JEG1	Certificate Of Deposit	10/17/2018	10/17/2022	245,000.00	245,039.20	0.00	0.00	
University of Iowa FCU 3 4/28/2023	FNC-91435LAB3	Certificate Of Deposit	4/30/2018	4/28/2023	245,000.00	243,728.45	245,000.00	244,073.90	3.000
US Alliance FCU NY 0.5 9/29/2025-20	FNC-90352RBF1	Certificate Of Deposit	9/29/2020	9/29/2025	245,000.00	218,608.60	245,000.00	219,328.90	0.500
Utah State 2.512 7/1/2023-23	91756TAL5	Municipal	10/1/2019	7/1/2023	80,253.79	78,905.60	80,168.57	79,047.20	2.070
Utah State 2.512 7/1/2023-23	91756TAL5	Municipal	10/1/2019	7/1/2023	30,094.89	29,589.60	30,062.91	29,642.70	2.070
Utah State 2.512 7/1/2023-23	91756TAL5	Municipal	10/1/2019	7/1/2023	568,801.71	559,246.40	568,197.77	560,249.99	2.070
Utah State 2.512 7/1/2023-23	91756TAL5	Municipal	10/1/2019	7/1/2023	173,545.80	170,630.40	173,361.53	170,936.61	2.070
Utah State 2.512 7/1/2023-23	91756TAL5	Municipal	10/1/2019	7/1/2023	150,474.46	147,948.00	150,314.57	148,213.50	2.070
Vermont Municipal Bank 5.204 12/1/2023-23	924214FT1	Municipal	6/7/2019	12/1/2023	153,693.63	150,705.00	78,697.39	77,409.69	2.940
Vermont Municipal Bank 5.204 12/1/2023-23	924214FT1	Municipal	6/7/2019	12/1/2023	153,693.63	150,705.00	78,697.41	77,409.71	2.940
Vermont Municipal Bank 5.204 12/1/2023-23	924214FT1	Municipal	6/7/2019	12/1/2023	40,984.97	40,188.00	20,985.98	20,642.59	2.940
Wells Fargo Bank NV 2.85 4/10/2024	FNC-949763ZA7	Certificate Of Deposit	4/10/2019	4/10/2024	245,000.00	240,009.35	245,000.00	239,600.20	2.850
Wells Fargo National Bank NV 1.85 12/30/2022	FNC-949495AF2	Certificate Of Deposit	12/30/2019	12/30/2022	245,000.00	244,113.10	0.00	0.00	
Williamson County TX 2.37 2/15/2024-23	969887H50	Municipal	10/15/2019	2/15/2024	65,630.01	63,692.48	65,560.50	63,424.30	1.927
Williamson County TX 2.37 2/15/2024-23	969887H50	Municipal	10/15/2019	2/15/2024	119,889.20	116,769.55	119,724.97	116,277.89	1.927
Williamson County TX 2.37 2/15/2024-23	969887H50	Municipal	10/15/2019	2/15/2024	250,677.42	244,154.52	250,334.02	243,126.50	1.927
Willoughby Eastlake OH 0 12/1/2022	971039RL8	Municipal	3/12/2020	12/1/2022	99,681.06	99,400.00	0.00	0.00	
Willoughby Eastlake SD OH 0 12/1/2023	CAB-971039RM6	Municipal	3/12/2020	12/1/2023	112,436.71	109,124.65	112,988.99	110,078.00	1.987
Willoughby Eastlake SD OH 0 12/1/2023	CAB-971039RM6	Municipal	3/12/2020	12/1/2023	53,776.05	52,190.05	54,040.38	52,646.00	1.987
Willoughby Eastlake SD OH 0 12/1/2023	CAB-971039RM6	Municipal	3/12/2020	12/1/2023	29,332.39	28,467.30	29,476.57	28,716.00	1.987
Wilmington Savings2.15 10/18/2022	FNC-08173QBX3	Certificate Of Deposit	10/18/2017	10/18/2022	245,000.00	244,902.00	0.00	0.00	
Total / Average					309,401,506.50	299,362,266.08	308,226,286.04	299,047,276.93	2.896

**CITY COUNCIL REGULAR MEETING AGENDA COMMUNICATION**

**AGENDA DATE:** February 14, 2023

**AGENDA CAPTION:** Receive the Quarterly Financial Report for period ending December 31, 2022.

**STAFF RESOURCE:** Peter Phillis, Chief Financial Officer  
Tru Nguyen, Chief Accountant

**STRATEGIC PLANNING GOAL:** Financially Sound and Transparent City Government.

**BACKGROUND**

Financial reports are prepared each quarter for the General Fund, Water and Sewer Fund and other funds. Attached are copies of the unaudited reports for the period ending December 31, 2022. Total revenues through quarter one were \$62,985,175 or 22.0% of the budgeted amount and total expenditures were \$68,784,681 or 23.2% of the budgeted amount. This report is for the fiscal year 2023 and prior fiscal year 2022 actual amounts for comparison purposes.

**STAFF RECOMMENDATION**

Staff recommends that the City Council accept the Quarterly Financial Report for period ending December 31, 2022.

**MOTION**

*I make a motion to accept the Quarterly Financial Report for period ending December 31, 2022.*

**ATTACHMENT(S)**

[Memo  
Financial Report](#)

# MEMO

To: The Honorable Mayor Kenneth Fulk, Members of City Council and City Manager

From: Peter Phillis, Chief Financial Officer

Date: February 14, 2023

Re: Fiscal Year 2023 – First Quarter Financial Report

---

This report is for the financial activity, specifically Revenue and Expenditures, for the period between October 1, and December 31, of this year and for the fiscal year ending September 30, 2023.

## GENERAL FUND

Overall Revenue collections for the quarter and the fiscal year was \$22,421,852. Revenue collections are meeting expectations for this fiscal year and in line with revenue estimates for the fiscal year.

- Property tax revenue is in-line with expectations. Most of the property tax revenue is collected within the first four months of the fiscal year as property tax is due on January 1 of the calendar year. The City has collected \$24,952,345 in property taxes this fiscal year. The TIF payments are transferred from the City's General Fund to the TIF fund quarterly.
- Sales tax revenue includes only one month of collections. The economy is working its way through geopolitical uncertainty, inflation, higher gas prices, wage increases, and rising interest rates all of which can hinder the growth of the economy. Uncertainty will continue to abound for the next several months.
- Franchise fee revenue is trending the same as last year. The majority of Franchise Fees are normally collected within 60 days of quarter-end.
- Building permit activity for first quarter FY2023 is trending behind prior periods as expected due to current market conditions. Commercial and single-family unit permits totaled 86 for the first quarter compared to 138 for first quarter last fiscal year. Revenue is trending below expectations due to the slowdown in new home sales and increase in supply.
- Charges for Services is consistent compared to last year at this time. Credit Union of Texas Event Center is no longer a part of General Fund.
- No intergovernmental revenue was received in first quarter FY2023. Grants for child safety and traffic signal maintenance are expected.



#### DEBT SERVICE FUND

- A portion of the property tax collected is recognized in the City's Debt Service Fund to pay for the City's annual debt payments. These payments are made in February and August of each year. This year's debt payments total \$16,315,275. The majority of debt payments are made in August of each year.

#### HOTEL OCCUPANCY FUND

- The Allen market continues to rebound due to our strong convention and event bookings at the Marriott Watters Creek Convention Center. The foundation, however, is the larger groups who book in Allen. Hotel occupancy rates for the period averaged 62%, which is six percent better than this time last year. The average daily rate is up over last year as well - \$109 compared to \$101 per night. Much of the Hotel Occupancy Tax Grants are for performance guarantees to secure events at the Event Center.

#### ASSET FORFEITURE FUND

- The use of these funds is restricted by state statute. Revenues are recognized through awards that stem from Federal and State forfeitures.

#### TAX INCREMENT FINANCING (TIF) FUND

- The City has three TIFs. TIF one is commonly referred to as Watters Creek TIF formerly known as Montgomery Farms. It was established to create the development and pay for the public improvements that exist within the Watters Creek Development today. TIF two is the Central Business District TIF which was established for the purpose of improving the City's Central Business District which includes the City of Allen's downtown. TIF three is called The Farm and was established to pay for public improvements in the development that is bordered by Alma, State Highway 121 and Ridgeview.
- Revenues are generally recognized in the TIF fund in the third quarter of the fiscal year. There are certain economic thresholds for each TIF that must be met before payments can be made for the infrastructure improvements within the TIFs.

#### SPECIAL REVENUE FUND

- Public, Educational and Governmental (PEG) Fees are collected on a quarterly basis. These funds are used for production of content by ACTV.

- Other revenue in this fund is restricted to its use as defined by State Statute. These revenues are generated by the police department from citations and collected by the City's municipal court. Revenue is ahead of this time last year as the City continues to emerge from the pandemic.

#### GRANT FUND

- This fund accounts for most of the grant activity in the City. Grant revenue is recognized when the applicable eligibility requirements have been met by the Governmental Accounting Standards Board. The City has received considerable grant revenue over the past two years because of the pandemic. Revenue and expenditures are trending ahead of expectations with the largest portion of revenue coming from the Community Development Block Grant aside from the ARPA funds and the SBA grant.

#### REPLACEMENT FUND

- Contributions are made quarterly to cover required amounts needed for asset replacements in future years for the respective funds and departments. Expenditures for vehicle purchases are typically recognized later in the fiscal year to allow for the lead time required to fulfill orders. Larger vehicles like fire engines are purchased in installment payments made over a couple of years because of the build time for these vehicles. The City has committed to replace one fire truck in FY2023 and continue to make installment payments to the two purchased last fiscal year. Police and Fire have been approved to replace 18 and 11 vehicles, respectively.

#### FACILITY MAINTENANCE FUND

- The City maintains its facilities through this fund. Operating transfers in is budgeted for \$481,097. To date the City has spent \$27,824 in maintenance costs.

#### RISK MANAGEMENT FUND

- Expenses related to Property & Liability Insurance and Worker's Comp premiums are paid at the beginning of each fiscal year, and the policies cover the duration of each fiscal year.
- Expenses related to Workers Compensation are dependent upon the number of claims that are paid by the Risk Fund and fluctuate from year to year.

## WATER & SEWER FUND

- Revenues from Water sales and Sewer Charges are meeting expectations. Weather has a significant impact on revenues and expenses of the system. Most of the system expense is related to North Texas Municipal Water District and these costs are passed through to the user – residents and businesses of the City of Allen. The predictability of the revenue can be relatively certain; however, in an unseasonably dry or rainy year revenue can vary from expectations. Water and Sewer operating revenues through the quarter are \$9,866,269 and operating expenses are \$10,321,645. The majority of the financial activity in the Water and Sewer fund occurs during the summer months.

## SOLID WASTE FUND

- The City has contracted with CWD to dispose of its trash, North Texas Municipal Water District for composting services, and the City of Plano for household hazardous waste. The activity is performing as expected with revenues in line with estimates and expenses meeting expectations.

## DRAINAGE FUND

- The City has a stormwater management fee that it collects to maintain the stormwater drainage system. Most of the expense activity occurs during the summer months meaning there is an expectation that expenses will increase in the latter half of the year.

## GOLF COURSE FUND

- The Courses at Watters Creek recognized revenue of \$935,813 and expenses of \$850,007 for the first quarter of FY2023. Revenues and expenses are performing as expected for the fiscal year. The fund is expected to generate a return.

## Credit Union of Texas Event Center

- The Credit Union of Texas Event Center was moved to its own fund as of October 1, 2022. Revenues total \$2,016,863 for first quarter FY2023, representing 32.3% of budget. Expenses total \$1,988,451 for first quarter FY2023, representing 24.1% of budget.

## ECONOMIC DEVELOPMENT CORPORATION

- The Allen Economic Development Corporation's major revenue source is sales tax. Currently, revenue reflects only one month of sales tax collections totaling \$1,088,260. Total operating expenses for the

first quarter FY2023 are \$18,493,570 which include the purchase of the Wines property for \$18,010,383.

#### COMMUNITY DEVELOPMENT CORPORATION

- The Allen Community Development Corporation's major revenue source is sales tax. Currently, sales tax reflects only one month of revenue totaling \$1,088,260. Expenses for the first quarter are \$2,022,543.

#### NON-BOND CAPITAL PROJECTS

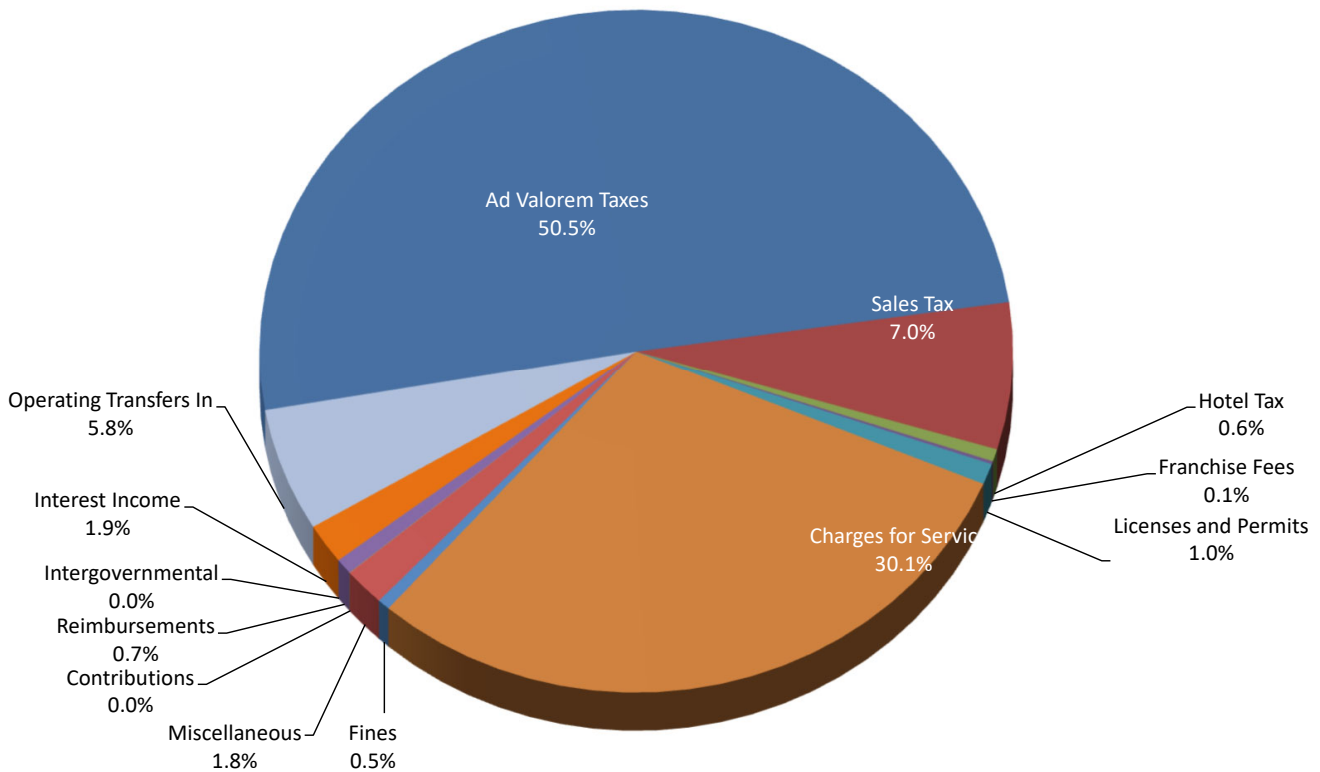
- The Non-Bond Capital Projects Fund was created for the purposes of making long-term capital improvements to the City and its facilities. These improvements are lesser in scale and scope than an improvement that generally would require use of borrowed funds to pay for the improvement. For the first quarter FY2023, the City has spent \$619,614 on improvements within the City. The most notable expenditures for the first quarter were for the Stephen G. Terrell Recreation Center and Lithania Lighting.

**CITY OF ALLEN  
FINANCIAL REPORT  
For the Quarter Ended  
December 31, 2022  
(Unaudited)**

**City of Allen**  
**FY2023 Quarterly Statement of Actual Revenues & Expenditures**  
**For Fiscal Year 2022-2023**  
**1st Quarter Financial Report**

	General Fund	Debt Service	TIF Fund	Enterprise Funds				
				Water & Sewer	Solid Waste	Drainage Utility	Golf Course	Event Center
<b>REVENUES</b>								
Ad Valorem Taxes	24,952,345	6,825,942	-	-	-	-	-	-
Sales Tax	2,220,667	-	-	-	-	-	-	-
Hotel Tax	-	-	-	-	-	-	-	-
Franchise Fees	91,693	-	-	-	-	-	-	-
Licenses and Permits	618,165	-	-	-	-	-	-	-
Charges for Services	1,069,990	-	-	9,794,196	1,169,265	355,153	896,662	1,703,238
Fines	310,397	-	-	-	-	-	-	-
Miscellaneous	658,595	-	-	34,780	(0)	-	39,151	280,562
Contributions	7,243	-	-	-	-	-	-	-
Reimbursements	147,313	-	-	37,292	-	4,200	-	201,603
Intergovernmental	-	-	-	-	-	-	-	-
Interest Income	326,877	19,794	68,420	76,614	12,613	7,567	-	-
Operating Transfers In	1,797,389	-	-	763,201	-	-	-	337,081
<b>TOTAL REVENUES</b>	<b>32,200,674</b>	<b>6,845,736</b>	<b>68,420</b>	<b>10,706,084</b>	<b>1,181,878</b>	<b>366,920</b>	<b>935,813</b>	<b>2,522,485</b>
<b>EXPENDITURES</b>								
Salaries	11,880,498	-	-	896,623	125,374	84,413	276,470	414,223
Benefits	4,840,725	-	-	440,592	55,892	47,958	129,136	170,315
Operating Costs	2,970,685	-	-	8,252,436	921,052	70,696	113,452	520,655
Supplies	296,493	-	-	18,939	4,454	7,216	77,441	29,227
Maintenance	586,112	-	-	65,500	463	25,890	34,417	91,295
Professional Services	1,340,638	-	7,500	137,373	566,658	26,941	219,091	762,736
Debt Service	-	-	-	510,183	-	-	-	-
Capital	-	-	-	-	-	-	-	-
Other Financing Uses	506,701	-	-	4,260,194	158,276	110,439	-	-
Depreciation	-	-	-	-	-	-	-	-
<b>TOTAL EXPENDITURES</b>	<b>22,421,852</b>	<b>-</b>	<b>7,500</b>	<b>14,581,840</b>	<b>1,832,169</b>	<b>373,555</b>	<b>850,007</b>	<b>1,988,451</b>

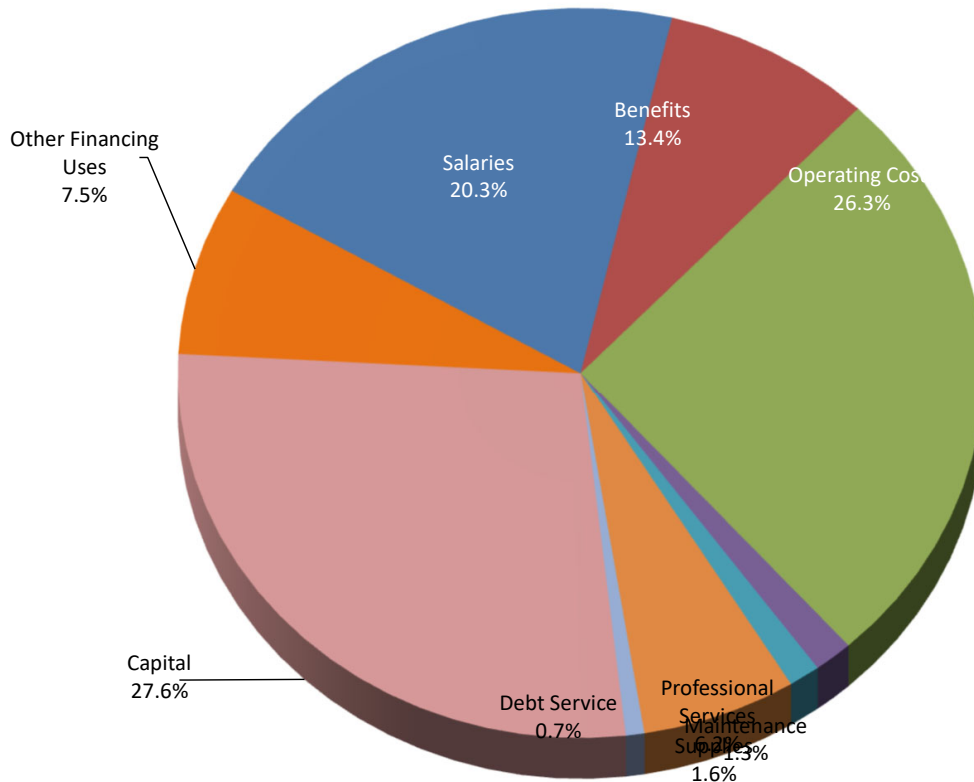
**Breakdown of YTD Revenue Actuals by Character - All Funds**



**City of Allen**  
**FY2023 Quarterly Statement of Actual Revenues & Expenditures**  
**For Fiscal Year 2022-2023**  
**1st Quarter Financial Report**

Special Revenue				Internal Service Funds			Component Units		YTD FY2023 Actual	Total FY2023 Budget	Percent of Budget
Hotel Occup. Tax	Asset Forfeiture	Special Revenue	Grant Fund	Replacement Fund	Facility Maintenance	Risk Management	Economic Development	Community Development			
-	-	-	-	-	-	-	-	-	31,778,287	76,880,204	41.3%
366,707	-	-	-	-	-	-	1,088,260	1,088,260	4,397,187	59,556,057	7.4%
-	-	-	-	-	-	-	-	-	366,707	2,118,156	17.3%
-	-	-	-	-	-	-	-	-	91,693	6,950,986	1.3%
-	-	-	-	-	-	-	-	-	618,165	2,989,565	20.7%
-	-	-	-	706,277	-	3,233,808	-	-	18,928,590	103,785,266	18.2%
-	-	26,555	-	-	-	-	-	-	336,952	1,479,417	22.8%
-	6,739	-	93,354	-	-	-	15,547	-	1,128,727	7,589,922	14.9%
-	-	-	-	-	-	-	-	-	7,243	2,557,664	0.3%
-	-	-	-	-	-	77,461	-	-	467,869	3,444,506	13.6%
-	-	-	-	-	-	-	-	-	-	1,184,486	0.0%
14,298	1,917	12,002	89,425	98,969	7,567	54,813	240,861	157,835	1,189,570	4,068,341	29.2%
-	-	-	-	500,000	120,274	156,240	-	-	3,674,185	14,175,401	25.9%
<b>381,004</b>	<b>8,655</b>	<b>38,557</b>	<b>182,779</b>	<b>1,305,246</b>	<b>127,841</b>	<b>3,522,322</b>	<b>1,344,668</b>	<b>1,246,094</b>	<b>62,985,175</b>	<b>286,779,971</b>	<b>22.0%</b>
74,101	-	-	-	-	-	69,796	157,195	-	13,978,695	71,328,444	19.6%
29,991	-	-	-	-	-	33,418	58,689	-	5,806,717	27,434,014	21.2%
50,386	-	13,649	137	-	-	4,009,329	1,138,506	44,435	18,105,416	86,732,182	20.9%
843	-	8,143	1,364	629,112	-	-	1,672	-	1,074,904	8,832,973	12.2%
-	-	-	-	-	27,824	-	-	37,988	869,488	7,563,477	11.5%
56,324	1,657	540	52,514	-	-	30,216	91,161	980,979	4,274,329	24,310,978	17.6%
-	-	-	-	-	-	-	-	-	510,183	23,015,295	2.2%
-	-	-	40,815	5,698	-	-	18,010,383	959,141	19,016,038	28,066,086	67.8%
88,506	-	24,795	-	-	-	-	-	-	5,148,912	18,600,147	27.7%
-	-	-	-	-	-	-	-	-	-	160,000	0.0%
<b>300,152</b>	<b>1,657</b>	<b>47,126</b>	<b>94,829</b>	<b>634,810</b>	<b>27,824</b>	<b>4,142,759</b>	<b>19,457,607</b>	<b>2,022,543</b>	<b>68,784,681</b>	<b>296,043,596</b>	<b>23.2%</b>

**Breakdown of YTD Expenditure Actuals by Character - All Funds**



**CITY OF ALLEN**  
**General Fund**  
**FY2023 Quarterly Statement of Revenues & Expenditures Compared to Budget**  
*With Comparative Information from Prior Fiscal Year*

<b>REVENUE</b>	Original FY2023 Budget	Revised FY2023 Budget	1st Quarter FY2023 Actual	YTD Actual as of 12/31/22	Percent of Original Budget	Original FY2022 Budget	1st Quarter FY2022 YTD Actual	Percent of Original Budget
Property Taxes	\$ 58,288,131	\$ 58,288,131	\$ 24,952,345	\$ 24,952,345	42.8%	\$ 56,885,649	\$ 30,707,774	54.0%
Sales Tax*	29,742,582	29,742,582	2,220,667	2,220,667	7.5%	28,156,146	2,096,696	7.4%
Franchise Fees	6,812,426	6,812,426	91,693	91,693	1.3%	6,744,698	75,754	1.1%
Licenses & Permits	2,989,565	2,989,565	618,165	618,165	20.7%	3,151,600	712,366	22.6%
Charges for Services	5,626,046	5,626,046	1,069,990	1,069,990	19.0%	9,471,212	1,773,847	18.7%
Fines	1,349,588	1,349,588	310,397	310,397	23.0%	1,204,869	302,538	25.1%
Miscellaneous	360,606	360,606	41,265	41,265	11.4%	699,290	127,617	18.2%
Interest Income	1,157,956	1,157,956	326,877	326,877	28.2%	872,811	174,436	20.0%
Contributions	2,515,596	2,515,596	624,573	624,573	24.8%	2,496,997	618,700	24.8%
Reimbursements	1,904,356	1,904,356	147,313	147,313	7.7%	2,409,421	902,838	37.5%
Intergovernmental	111,826	111,826	-	-		2,832,264	561,828	19.8%
Transfers In	7,189,554	7,189,554	1,797,389	1,797,389	25.0%	6,095,044	1,513,431	24.8%
<b>TOTAL Revenue</b>	<b>\$ 118,048,232</b>	<b>\$ 118,048,232</b>	<b>\$ 32,200,674</b>	<b>\$ 32,200,674</b>	<b>50.0%</b>	<b>\$ 121,020,001</b>	<b>\$ 39,567,825</b>	<b>32.7%</b>

<b>EXPENDITURES</b>	Original FY2023 Budget	Revised FY2023 Budget	1st Quarter FY2023 Actual	YTD Actual as of 12/31/22	Percent of Original Budget	Original FY2022 Budget	1st Quarter FY2022 YTD Actual	Percent of Original Budget
<i>Function - Department</i>								
<i>General Government</i>								
City Administration	\$ 1,303,647	\$ 1,303,647	\$ 284,413	\$ 284,413	21.8%	\$ 1,227,584	\$ 253,705	20.7%
City Secretary	1,031,674	1,031,674	259,825	259,825	25.2%	1,056,106	286,902	27.2%
Public & Media Relations	1,602,973	1,602,973	331,001	331,001	20.6%	1,522,476	307,741	20.2%
Information Technology	6,316,113	6,316,113	1,368,656	1,368,656	21.7%	5,891,903	1,278,541	21.7%
Human Resources	1,274,593	1,274,593	318,441	318,441	25.0%	1,141,205	274,695	24.1%
Internal Services	8,357,544	8,357,544	923,372	923,372	11.0%	7,929,025	677,669	8.5%
Finance	4,086,829	4,086,829	721,407	721,407	17.7%	4,005,257	811,529	20.3%
Municipal Court	1,053,132	1,053,132	251,237	251,237	23.9%	1,023,627	210,206	20.5%
Building Maintenance	1,431,647	1,431,647	276,803	276,803	19.3%	1,357,149	246,111	18.1%
Service Center	173,739	173,739	39,116	39,116	22.5%	173,728	17,200	9.9%
<i>Public Safety</i>								
Fire	\$ 23,233,861	\$ 23,233,861	\$ 4,881,053	\$ 4,881,053	21.0%	22,601,180	\$ 4,457,570	19.7%
Police	32,835,809	32,835,809	6,850,518	6,850,518	20.9%	30,627,842	7,024,223	22.9%
<i>Public Works</i>								
Community Services Admin	\$ 763,928	\$ 763,928	\$ 159,456	\$ 159,456	20.9%	850,590	\$ 183,404	21.6%
Streets	2,964,873	2,964,873	436,627	436,627	14.7%	2,537,851	330,971	13.0%
Engineering	3,894,696	3,894,696	583,196	583,196	15.0%	3,825,802	722,878	18.9%
<i>Culture &amp; Recreation</i>								
Library	\$ 3,878,983	\$ 3,878,983	\$ 728,338	\$ 728,338	18.8%	3,655,978	\$ 741,305	20.3%
Parks & Recreation	19,245,586	19,245,586	3,178,154	3,178,154	16.5%	17,080,934	3,191,452	18.7%
Event Center	-	-	-	-		8,663,509	1,716,211	19.8%
<i>Community Development</i>								
Community Development	\$ 4,598,605	\$ 4,598,605	\$ 830,239	\$ 830,239	18.1%	4,306,008	\$ 835,681	19.4%
<b>TOTAL Expenditures</b>	<b>\$ 118,048,232</b>	<b>\$ 118,048,232</b>	<b>\$ 22,421,852</b>	<b>\$ 22,421,852</b>	<b>19.0%</b>	<b>\$ 119,477,755</b>	<b>\$ 23,567,995</b>	<b>19.7%</b>

\*Actual Represents 1 Month of Sales Tax Collections

**CITY OF ALLEN**  
**Debt Service Fund**  
**FY2023 Quarterly Statement of Revenues & Expenditures Compared to Budget**  
*With Comparative Information from Prior Fiscal Year*

<b>REVENUE</b>	Original FY2023 Budget	Revised FY2023 Budget	1st Quarter FY2023 Actual	YTD Actual as of 12/31/22	Percent of Original Budget	Original FY2022 Budget	1st Quarter FY2022 YTD Actual	Percent of Original Budget
Revenue Source								
Property Taxes	\$ 16,171,085	\$ 16,171,085	\$ 6,825,942	\$ 6,825,942	42.2%	15,632,416	\$ 8,428,850	53.9%
Interest Earnings	21,282	21,282	19,794	19,794	93.0%	16,469	1,400	8.5%
Bond Refunding Proceeds	-	-	-	-		-	-	
<b>TOTAL Revenues</b>	<b>\$ 16,192,367</b>	<b>\$ 16,192,367</b>	<b>\$ 6,845,736</b>	<b>\$ 6,845,736</b>	<b>42.3%</b>	<b>15,648,885</b>	<b>\$ 8,430,250</b>	<b>53.9%</b>

<b>EXPENDITURES</b>	Original FY2023 Budget	Revised FY2023 Budget	1st Quarter FY2023 Actual	YTD Actual as of 12/31/22	Percent of Original Budget	Original FY2022 Budget	1st Quarter FY2022 YTD Actual	Percent of Original Budget
Principal	\$ 11,165,000	\$ 11,165,000	\$ -	\$ -		12,041,975	\$ 20,584	0.2%
Interest	5,150,275	5,150,275	-	-		4,367,378	922	0.0%
Fees & Refunding Exp	11,250	11,250	-	-		11,250	-	
<b>TOTAL Expenditures</b>	<b>\$ 16,326,525</b>	<b>\$ 16,326,525</b>	<b>\$ -</b>	<b>\$ -</b>		<b>\$ 16,420,603</b>	<b>\$ 21,506</b>	<b>0.1%</b>

**CITY OF ALLEN**  
**Hotel Occupancy Fund**  
**FY2023 Quarterly Statement of Revenues & Expenditures Compared to Budget**  
**With Comparative Information from Prior Fiscal Year**

<b>REVENUE</b>	Original FY2023 Budget	Revised FY2023 Budget	1st Quarter FY2023 Actual	YTD Actual as of 12/31/22	Percent of Original Budget	Original FY2022 Budget	1st Quarter FY2022 YTD Actual	Percent of Original Budget
Hotel Occupancy Tax	\$ 2,118,156	\$ 2,118,156	\$ 366,707	\$ 366,707	17.3%	1,768,930	\$ 283,237	16.0%
Interest on Investments	29,879	29,879	14,298	14,298	47.9%	26,855	4,547	16.9%
<b>TOTAL Revenues</b>	<b>\$ 2,148,035</b>	<b>\$ 2,148,035</b>	<b>\$ 381,004</b>	<b>\$ 381,004</b>	<b>17.7%</b>	<b>1,795,785</b>	<b>\$ 287,785</b>	<b>16.0%</b>

<b>EXPENDITURES</b>	Original FY2023 Budget	Revised FY2023 Budget	1st Quarter FY2023 Actual	YTD Actual as of 12/31/22	Percent of Original Budget	Original FY2022 Budget	1st Quarter FY2022 YTD Actual	Percent of Original Budget
<i>Org - Character</i>								
<i>Hotel Tax Admin</i>								
Hotel Tax Grants*	\$ 359,500	\$ 359,500	\$ -	\$ -		\$ 305,100	\$ 12,500	4.1%
Economic Grants	750,000	750,000	-	-		750,000	-	
Professional Services	34,000	34,000	8,158	8,158	24.0%	2,000	-	
<i>Convention/Visitor Bureau</i>								
Personnel	\$ 670,177	\$ 670,177	\$ 104,093	\$ 104,093	15.5%	\$ 531,254	\$ 82,462	15.5%
Operating Costs	348,117	348,117	50,386	50,386	14.5%	341,729	57,418	16.8%
Supplies	5,000	5,000	843	843	16.9%	5,000	197	3.9%
Maintenance	137	137	-	-		137	310	226.1%
Professional Services	248,941	248,941	48,166	48,166	19.3%	248,477	51,625	20.8%
Operating Transfer Out	354,025	354,025	88,506	88,506	25.0%	2,705	676	25.0%
<b>TOTAL Expenditures</b>	<b>\$ 2,769,897</b>	<b>\$ 2,769,897</b>	<b>\$ 300,152</b>	<b>\$ 300,152</b>	<b>10.8%</b>	<b>2,186,402</b>	<b>205,187</b>	<b>9.4%</b>

<b>HOTEL TAX GRANTS*</b>	Original FY2023 Budget	Revised FY2023 Budget	1st Quarter FY2023 Actual	YTD Actual as of 12/31/22	Percent of Original Budget	Original FY2022 Budget	1st Quarter FY2022 YTD Actual	Percent of Original Budget
<i>Grant Organizations</i>								
Allen-Fairview Chamber	\$ 1,000	\$ 1,000	\$ -	\$ -		\$ 1,600	\$ -	
Allen Arts Alliance			-	-			-	
Allen Civic Ballet	10,000	10,000	-	-		10,000	-	
Allen Community Band	5,000	5,000	-	-		5,000	-	
Allen Heritage Guild	2,500	2,500	-	-		2,500	-	
Allen Philharmonic Symphony	30,000	30,000	-	-		30,000	-	
Allen's Community Theatre	3,000	3,000	-	-		3,000	-	
City of Allen - Parks & Recreation	60,000	60,000	-	-		60,000	-	
CUTXEC	235,000	235,000	-	-		235,000	-	
Connemara Conservancy	3,000	3,000	-	-		3,000	-	
Friends of the Library	10,000	10,000	-	-		10,000	-	
<b>TOTAL Grant Amounts</b>	<b>\$ 359,500</b>	<b>\$ 359,500</b>	<b>\$ -</b>	<b>\$ -</b>		<b>\$ 360,100</b>	<b>\$ -</b>	

**CITY OF ALLEN**  
**Asset Forfeiture Fund**  
**FY2023 Quarterly Statement of Revenues & Expenditures Compared to Budget**  
*With Comparative Information from Prior Fiscal Year*

<b>REVENUE</b>	Original FY2023 Budget	Revised FY2023 Budget	1st Quarter FY2023 Actual	YTD Actual as of 12/31/22	Percent of Original Budget	Original FY2022 Budget	1st Quarter FY2022 YTD Actual	Percent of Original Budget
State Forfeiture	\$ 35,000	\$ 35,000	\$ 6,739	\$ 6,739	19.3%	\$ 35,000	\$ 4,415	12.6%
Federal Forfeiture	150,000	150,000	-	-		150,000	-	
Auction Revenue	5,000	5,000	-	-		5,000	1,203	24.1%
Interest on Investments	2,685	2,685	1,917	1,917	71.4%	2,200	313	14.2%
<b>TOTAL Revenues</b>	<b>\$ 192,685</b>	<b>\$ 192,685</b>	<b>\$ 8,655</b>	<b>\$ 8,655</b>	<b>4.5%</b>	<b>\$ 192,200</b>	<b>\$ 5,930</b>	<b>3.1%</b>

<b>EXPENDITURES</b>	Original FY2023 Budget	Revised FY2023 Budget	1st Quarter FY2023 Actual	YTD Actual as of 12/31/22	Percent of Original Budget	Original FY2022 Budget	1st Quarter FY2022 YTD Actual	Percent of Original Budget
Supplies	\$ -	\$ -	\$ -	\$ -		\$ 86,782	\$ -	
Professional Services	32,687	32,687	1,657	1,657	5.1%	33,009	1,273	3.9%
Capital	-	-	-	-		20,149	-	
<b>TOTAL Expenditures</b>	<b>\$ 32,687</b>	<b>\$ 32,687</b>	<b>\$ 1,657</b>	<b>\$ 1,657</b>	<b>5.1%</b>	<b>\$ 139,940</b>	<b>\$ 1,273</b>	<b>0.9%</b>

**CITY OF ALLEN**  
**Tax Increment Financing (TIF) Fund**  
**FY2023 Quarterly Statement of Revenues & Expenditures Compared to Budget**  
**With Comparative Information from Prior Fiscal Year**

<b>REVENUE</b>	Original FY2023 Budget	Revised FY2023 Budget	1st Quarter FY2023 Actual	YTD Actual as of 12/31/22	Percent of Original Budget	Original FY2022 Budget	1st Quarter FY2022 YTD Actual	Percent of Original Budget
<i>Org - Object</i>								
<i>TIF#1 - Montgomery Farms</i>								
Property Taxes	\$ 584,223	\$ 584,223	\$ -	\$ -		\$ 442,992	\$ -	
Sales Tax*	-	-	-	-		-	-	
Intergovernmental	190,660	190,660	-	-		157,185	-	
<i>TIF#2 - Central Business District</i>								
Property Taxes	\$ 1,836,765	\$ 1,836,765	\$ -	\$ -		\$ 1,582,816	\$ -	
Sales Tax*	213,085	213,085	-	-		207,157	-	
<i>Non-Operating Revenues</i>								
Interest on Investments	\$ 138,959	\$ 138,959	\$ 68,420	\$ 68,420	49.2%	\$ 119,807	\$ 17,835	14.9%
<b>TOTAL Revenues</b>	<b>\$ 2,963,692</b>	<b>\$ 2,963,692</b>	<b>\$ 68,420</b>	<b>\$ 68,420</b>	<b>2.3%</b>	<b>\$ 2,509,957</b>	<b>\$ 17,835</b>	<b>0.7%</b>

<b>EXPENDITURES</b>	Original FY2023 Budget	Revised FY2023 Budget	1st Quarter FY2023 Actual	YTD Actual as of 12/31/22	Percent of Original Budget	Original FY2022 Budget	1st Quarter FY2022 YTD Actual	Percent of Original Budget
<i>Org - Object</i>								
<i>TIF#1 - Montgomery Farms</i>								
Economic Grant Expenses	\$ 758,931	\$ 758,931	\$ -	\$ -		\$ 586,849	\$ -	
Professional Services	17,000	17,000	3,750	3,750	22.1%	17,000	3,750	22.1%
<i>TIF#2 - Central Business District</i>								
Professional Services	\$ 26,966	\$ 26,966	\$ 3,750	\$ 3,750	13.9%	\$ 17,000	\$ 3,750	22.1%
<b>TOTAL Expenditures</b>	<b>\$ 802,897</b>	<b>\$ 802,897</b>	<b>\$ 7,500</b>	<b>\$ 7,500</b>	<b>0.9%</b>	<b>\$ 620,849</b>	<b>\$ 7,500</b>	<b>1.2%</b>

\*Actual Represents 1 Month of Sales Tax Collections.

**CITY OF ALLEN**  
**Special Revenue Fund**  
**FY2023 Quarterly Statement of Revenues & Expenditures Compared to Budget**  
*With Comparative Information from Prior Fiscal Year*

<b>REVENUE</b>	Original FY2023 Budget	Revised FY2023 Budget	1st Quarter FY2023 Actual	YTD Actual as of 12/31/22	Percent of Original Budget	Original FY2022 Budget	1st Quarter FY2022 YTD Actual	Percent of Original Budget
<i>Operating Revenues</i>								
PEG Fees	\$ 138,560	\$ 138,560	\$ -	\$ -		\$ 144,405	\$ 1,071	0.7%
Juvenile Case Management	39,701	39,701	9,647	9,647	24.3%	39,043	10,378	26.6%
Court Security	59,478	59,478	9,259	9,259	15.6%	47,157	9,780	20.7%
Court Technology	30,650	30,650	7,650	7,650	25.0%	30,221	8,117	26.9%
<i>Non-Operating Revenues</i>								
Interest	\$ 30,468	\$ 30,468	\$ 12,002	\$ 12,002	39.4%	\$ 26,137	\$ 4,003	15.3%
Operating Transfer In	-	-	-	-		-	-	
<b>TOTAL Revenues</b>	<b>\$ 298,857</b>	<b>\$ 298,857</b>	<b>\$ 38,557</b>	<b>\$ 38,557</b>	<b>12.9%</b>	<b>\$ 286,963</b>	<b>\$ 33,349</b>	<b>11.6%</b>

<b>EXPENDITURES</b>	Original FY2023 Budget	Revised FY2023 Budget	1st Quarter FY2023 Actual	YTD Actual as of 12/31/22	Percent of Original Budget	Original FY2022 Budget	1st Quarter FY2022 YTD Actual	Percent of Original Budget
<i>Restricted Expenditures</i>								
PEG Expenses	\$ 716,520	\$ 716,520	\$ 22,331	\$ 22,331	3.1%	\$ 393,370	\$ 20,832	5.3%
Juvenile Case Management	39,701	39,701	9,925	9,925	25.0%	45,948	8,435	18.4%
Court Security	59,478	59,478	14,870	14,870	25.0%	46,165	4,263	9.2%
Court Technology	-	-	-	-		63,000	-	
<b>TOTAL Expenditures</b>	<b>\$ 815,699</b>	<b>\$ 815,699</b>	<b>\$ 47,126</b>	<b>\$ 47,126</b>	<b>5.8%</b>	<b>\$ 548,483</b>	<b>\$ 33,530</b>	<b>6.1%</b>

**CITY OF ALLEN**  
**Grant Fund**  
**FY2023 Quarterly Statement of Revenues & Expenditures Compared to Budget**  
*With Comparative Information from Prior Fiscal Year*

<b>REVENUE</b>	Original FY2023 Budget	Revised FY2023 Budget	1st Quarter FY2023 Actual	YTD Actual as of 12/31/22	Percent of Original Budget	Original FY2022 Budget	1st Quarter FY2022 YTD Actual	Percent of Original Budget
<i>Org - Object</i>								
<i>Grant Revenue</i>								
Grant Administration	\$ -	\$ -	\$ -	\$ -		\$ -	\$ -	
CDBG	487,500	487,500	49,128	49,128	10.1%	2,971,412	409,749	13.8%
Police	18,179	18,179	37,084	37,084	204.0%	5,830	-	
Library	28,870	28,870	3,213	3,213	11.1%	31,789	-	
Fire	795	795	3,930	3,930	494.3%	3,931	-	
ARPA	5,079,934	5,079,934	-	-		5,079,935	-	
Subtotal	\$ 5,615,278	\$ 5,615,278	\$ 93,354	\$ 93,354	1.7%	\$ 8,092,897	\$ 409,749	5.1%
<i>Non-Operating Revenues</i>								
Interest	\$ -	\$ -	\$ 89,425	\$ 89,425		\$ -	\$ 712	
Reimbursements	-	-	-	-		-	-	
Contributions	-	-	-	-		-	-	
Operating Transfers	4,500	4,500	-	-		4,532	-	
Subtotal	\$ 4,500	\$ 4,500	\$ 89,425	\$ 89,425	1987.2%	\$ 4,532	712	15.7%
<b>TOTAL Revenues</b>	<b>\$ 5,619,778</b>	<b>\$ 5,619,778</b>	<b>\$ 182,779</b>	<b>\$ 182,779</b>	<b>3.3%</b>	<b>\$ 8,097,429</b>	<b>410,461</b>	<b>5.1%</b>

<b>EXPENDITURES</b>	Original FY2023 Budget	Revised FY2023 Budget	1st Quarter FY2023 Actual	YTD Actual as of 12/31/22	Percent of Original Budget	Original FY2022 Budget	1st Quarter FY2022 YTD Actual	Percent of Original Budget
<i>Org - Object</i>								
<i>Fire Department</i>								
Operating Costs	\$ 795	\$ 795	\$ -	\$ -		\$ 3,931	\$ -	
<i>Police Department</i>								
Operating Costs	\$ 17,679	\$ 17,679	\$ -	\$ -		\$ 46,149	\$ -	
Supplies	5,000	5,000	-	-		-	-	
<i>Library</i>								
Supplies	\$ -	\$ -	\$ -	\$ -		\$ 2,919	\$ -	
Professional Services	28,870	28,870	-	-		28,870	-	
<i>Planning</i>								
Professional Services	\$ -	\$ -	\$ -	\$ -		\$ 276,780	\$ 48,900	17.7%
<i>CDBG Grants</i>								
Operating Costs	\$ 10,000	\$ 10,000	\$ 137	\$ 137	1.4%	\$ 8,781	\$ 3,977	45.3%
Professional Services	477,500	477,500	43,850	43,850	9.2%	2,685,721	350,472	13.0%
<i>Grant Administration</i>								
Operating Costs						\$ 2,500	\$ -	
Supplies	\$ -	\$ -	\$ 1,364	\$ 1,364		\$ 2,500	\$ -	
<i>ARPA</i>								
Public Infrastructure	\$ 1,079,934	\$ 1,079,934	\$ -	\$ -		\$ 524,935	\$ -	
Professional Services	\$ 2,000,000	\$ 2,000,000	\$ 8,664	\$ 8,664	0.4%	\$ 755,000	\$ -	
Capital	\$ 2,000,000	\$ 2,000,000	\$ 40,815	\$ 40,815	2.0%	\$ 3,800,000	\$ -	
<b>TOTAL Expenditures</b>	<b>\$ 5,619,778</b>	<b>\$ 5,619,778</b>	<b>\$ 94,829</b>	<b>\$ 94,829</b>	<b>1.7%</b>	<b>\$ 8,138,086</b>	<b>\$ 403,349</b>	<b>5.0%</b>

**CITY OF ALLEN**  
**Replacement Fund**  
**FY2023 Quarterly Statement of Revenues & Expenditures Compared to Budget**  
*With Comparative Information from Prior Fiscal Year*

<b>REVENUE</b>	<b>Original FY2023 Budget</b>	<b>Revised FY2023 Budget</b>	<b>1st Quarter FY2023 Actual</b>	<b>YTD Actual as of 12/31/22</b>	<b>Percent of Original Budget</b>	<b>Original FY2022 Budget</b>	<b>1st Quarter FY2022 YTD Actual</b>	<b>Percent of Original Budget</b>
<i>Charges for Services</i>								
General Fund	\$ 2,144,057	\$ 2,144,057	\$ 536,014	\$ 536,014	25.0%	\$ 2,902,388	\$ 725,597	25.0%
Risk Fund	15,000	15,000	3,750	3,750	25.0%	20,812	5,203	25.0%
Water & Sewer Fund	450,460	450,460	112,615	112,615	25.0%	461,720	115,430	25.0%
Solid Waste Fund	40,230	40,230	10,058	10,058	25.0%	25,496	6,374	25.0%
Drainage Fund	174,045	174,045	43,511	43,511	25.0%	148,815	37,204	25.0%
Hotel Fund	1,317	1,317	329	329	25.0%	1,317	329	25.0%
Subtotal	\$ 2,825,109	\$ 2,825,109	\$ 706,277	\$ 706,277	25.0%	\$ 3,560,548	\$ 890,137	25.0%
<i>Non-Operating Revenues</i>								
Interest	\$ 300,776	\$ 300,776	\$ 98,969	\$ 98,969	32.9%	\$ 262,163	\$ 41,091	15.7%
Auction Revenue	587,951	587,951	-	-		182,500	125,924	69.0%
Reimbursements	100,000	100,000	-	-		136,071	17,223	12.7%
Operating Transfer In	500,000	500,000	500,000	500,000	100.0%	-	-	
Subtotal	\$ 1,488,727	\$ 1,488,727	\$ 598,969	\$ 598,969	40.2%	\$ 580,734	\$ 184,238	31.7%
<b>TOTAL Revenues</b>	<b>\$ 4,313,836</b>	<b>\$ 4,313,836</b>	<b>\$ 1,305,246</b>	<b>\$ 1,305,246</b>	<b>30.3%</b>	<b>\$ 4,141,282</b>	<b>\$ 1,074,375</b>	<b>25.9%</b>

<b>EXPENDITURES</b>	<b>Original FY2023 Budget</b>	<b>Revised FY2023 Budget</b>	<b>1st Quarter FY2023 Actual</b>	<b>YTD Actual as of 12/31/22</b>	<b>Percent of Original Budget</b>	<b>Original FY2022 Budget</b>	<b>1st Quarter FY2022 YTD Actual</b>	<b>Percent of Original Budget</b>
<i>By Department</i>								
IT Master Plan	\$ -	\$ -	\$ -	\$ -		\$ -	\$ -	
Information Technology	670,000	670,000	125,216	125,216	18.7%	120,000	-	
Event Center	187,230	187,230	-	-		-	-	
Fire	2,653,755	2,653,755	-	-		3,400,747	910,415	26.8%
Police	1,304,325	1,304,325	5,230	5,230	0.4%	403,845	14,984	3.7%
Parks & Recreation	311,014	311,014	468	468	0.2%	254,920	-	
Community Development	35,000	35,000	-	-		-	-	
Community Services	71,840	71,840	-	-		30,050	-	
Engineering	-	-	-	-		72,634	-	
Risk Fund	-	-	-	-		36,071	-	
Water & Sewer	1,198,340	1,198,340	503,897	503,897	42.0%	139,455	-	
Drainage	-	-	-	-		60,405	-	
<b>TOTAL Expenditures</b>	<b>\$ 6,431,504</b>	<b>\$ 6,431,504</b>	<b>\$ 634,810</b>	<b>\$ 634,810</b>	<b>9.9%</b>	<b>\$ 4,518,127</b>	<b>\$ 925,399</b>	<b>20.5%</b>

**CITY OF ALLEN**  
**Facility Maintenance Fund**  
**FY2023 Quarterly Statement of Revenues & Expenditures Compared to Budget**  
*With Comparative Information from Prior Fiscal Year*

<b>REVENUE</b>	Original FY2023 Budget	Revised FY2023 Budget	1st Quarter FY2023 Actual	YTD Actual as of 12/31/22	Percent of Original Budget	Original FY2022 Budget	1st Quarter FY2022 YTD Actual	Percent of Original Budget
Interest Earnings	\$ 18,000	\$ 18,000	\$ 7,567	\$ 7,567	42.0%	\$ 15,000	\$ 2,823	18.8%
Intergovernmental	-	-	-	-		-	-	
Transfer In	481,097	481,097	120,274	120,274	25.0%	1,400,000	250,000	17.9%
<b>TOTAL Revenues</b>	<b>\$ 499,097</b>	<b>\$ 499,097</b>	<b>\$ 127,841</b>	<b>\$ 127,841</b>	<b>25.6%</b>	<b>\$ 1,415,000</b>	<b>\$ 252,823</b>	<b>17.9%</b>

<b>EXPENDITURES</b>	Original FY2023 Budget	Revised FY2023 Budget	1st Quarter FY2023 Actual	YTD Actual as of 12/31/22	Percent of Original Budget	Original FY2022 Budget	1st Quarter FY2022 YTD Actual	Percent of Original Budget
Maintenance	\$ 94,686	\$ 94,686	\$ 27,824	\$ 27,824	29.4%	\$ 1,550,867	\$ 177,190	11.4%
Transfer Out	-	-	-	-		-	-	
<b>TOTAL Expenditures</b>	<b>\$ 94,686</b>	<b>\$ 94,686</b>	<b>\$ 27,824</b>	<b>\$ 27,824</b>	<b>29.4%</b>	<b>\$ 1,550,867</b>	<b>\$ 177,190</b>	<b>11.4%</b>

**CITY OF ALLEN**  
**Risk Management Fund**  
**FY2023 Quarterly Statement of Revenues & Expenditures Compared to Budget**  
*With Comparative Information from Prior Fiscal Year*

<b>REVENUE</b>	Original FY2023 Budget	Revised FY2023 Budget	1st Quarter FY2023 Actual	YTD Actual as of 12/31/22	Percent of Original Budget	Original FY2022 Budget	1st Quarter FY2022 YTD Actual	Percent of Original Budget
<i>Operating Revenues:</i>								
Charges for:								
Medical & Dental	\$ 12,196,697	\$ 12,196,697	\$ 2,759,143	\$ 2,759,143	22.6%	\$ 11,597,821	\$ 2,746,557	23.7%
Workers Comp.	881,073	881,073	177,131	177,131	20.1%	881,073	396,919	45.0%
Property/Liability	1,190,136	1,190,136	297,534	297,534	25.0%	1,269,581	317,395	25.0%
Subtotal	\$ 14,267,906	\$ 14,267,906	\$ 3,233,808	\$ 3,233,808	22.7%	\$ 13,748,475	\$ 3,460,871	25.2%
<i>Non-Operating Revenues</i>								
Interest	\$ 140,000	\$ 140,000	\$ 54,813	\$ 54,813	39.2%	\$ 125,000	\$ 22,156	17.7%
Reimbursements	501,000	501,000	77,461	77,461	15.5%	490,500	64,449	13.1%
Operating Transfer In	624,959	624,959	156,240	156,240	25.0%	414,758	103,690	25.0%
Subtotal	\$ 1,265,959	\$ 1,265,959	\$ 288,514	\$ 288,514	22.8%	\$ 1,030,258	\$ 190,294	18.5%
<b>TOTAL Revenues</b>	<b>\$ 15,533,865</b>	<b>\$ 15,533,865</b>	<b>\$ 3,522,322</b>	<b>\$ 3,522,322</b>	<b>22.7%</b>	<b>\$ 14,778,733</b>	<b>\$ 3,651,165</b>	<b>24.7%</b>

<b>EXPENDITURES</b>	Original FY2023 Budget	Revised FY2023 Budget	1st Quarter FY2023 Actual	YTD Actual as of 12/31/22	Percent of Original Budget	Original FY2022 Budget	1st Quarter FY2022 YTD Actual	Percent of Original Budget
Administration	\$ 813,860	\$ 813,860	\$ 114,946	\$ 114,946	14.1%	\$ 735,479	\$ 127,508	17.3%
Health & Dental Insurance	11,750,952	11,750,952	2,596,370	2,596,370	22.1%	10,886,039	2,768,443	25.4%
Workers Comp Insurance	710,000	710,000	392,232	392,232	55.2%	660,000	364,513	55.2%
Post Employment Expenses	300,000	300,000	78,088	78,088	26.0%	300,000	14,111	4.7%
Property & Liability Insurance	1,439,000	1,439,000	961,122	961,122	66.8%	1,382,929	855,256	61.8%
<b>TOTAL Expenditures</b>	<b>\$ 15,013,812</b>	<b>\$ 15,013,812</b>	<b>\$ 4,142,759</b>	<b>\$ 4,142,759</b>	<b>27.6%</b>	<b>\$ 13,964,447</b>	<b>\$ 4,129,832</b>	<b>29.6%</b>

**CITY OF ALLEN**  
**Water & Sewer Fund**  
**FY2023 Quarterly Statement of Revenues & Expenditures Compared to Budget**  
*With Comparative Information from Prior Fiscal Year*

	Original FY2023 Budget	Revised FY2023 Budget	1st Quarter FY2023 Actual	YTD Actual as of 12/31/22	Percent of Original Budget	Original FY2022 Budget	1st Quarter FY2022 YTD Actual	Percent of Original Budget
<b>Operating Revenues</b>								
Water Sales*	\$ 34,122,628	\$ 34,122,628	\$ 5,595,503	\$ 5,595,503	16.4%	\$ 32,674,931	\$ 4,912,444	15.0%
Sewer Charges*	26,121,909	26,121,909	4,056,581	4,056,581	15.5%	22,753,118	3,622,320	15.9%
Connections	150,000	150,000	6,158	6,158	4.1%	125,000	21,884	17.5%
Service Charges	626,900	626,900	135,954	135,954	21.7%	626,900	200,909	32.0%
Miscellaneous	305,000	305,000	72,072	72,072	23.6%	507,544	65,901	13.0%
<b>Subtotal</b>	<b>\$ 61,326,437</b>	<b>\$ 61,326,437</b>	<b>\$ 9,866,269</b>	<b>\$ 9,866,269</b>	<b>16.1%</b>	<b>\$ 56,687,493</b>	<b>\$ 8,823,458</b>	<b>15.6%</b>
<b>Non-Operating Revenues</b>								
Interest	\$ 111,660	\$ 111,660	\$ 76,614	\$ 76,614	68.6%	\$ 102,145	\$ 23,623	23.1%
Operating Transfer In	3,052,804	3,052,804	763,201	763,201	25.0%	1,415,928	353,982	25.0%
<b>Subtotal</b>	<b>\$ 3,164,464</b>	<b>\$ 3,164,464</b>	<b>\$ 839,815</b>	<b>\$ 839,815</b>	<b>26.5%</b>	<b>\$ 1,518,073</b>	<b>\$ 377,605</b>	<b>24.9%</b>
<b>TOTAL REVENUES</b>	<b>\$ 64,490,901</b>	<b>\$ 64,490,901</b>	<b>\$ 10,706,084</b>	<b>\$ 10,706,084</b>	<b>16.6%</b>	<b>\$ 58,205,566</b>	<b>\$ 9,201,063</b>	<b>15.8%</b>
<b>Operating Expenditures</b>								
<b>W&amp;S Debt Service</b>								
Debt Service	\$ 2,601,866	\$ 2,601,866	\$ 510,183	\$ 510,183	19.6%	\$ 2,603,236	\$ 506,325	19.4%
<b>W&amp;S Operations</b>								
Personnel	\$ 6,521,466	\$ 6,521,466	\$ 1,193,694	\$ 1,193,694	18.3%	\$ 6,048,157	\$ 1,192,586	19.7%
Operating Costs	1,840,374	1,840,374	483,839	483,839	26.3%	1,920,806	453,335	23.6%
NTMWD - Water/Pre-Treatment	34,117,281	34,117,281	7,743,402	7,743,402	22.7%	29,494,761	7,408,862	25.1%
Supplies	579,080	579,080	12,190	12,190	2.1%	529,080	6,960	1.3%
Maintenance	610,920	610,920	65,500	65,500	10.7%	574,320	53,488	9.3%
Professional Services	448,866	448,866	74,041	74,041	16.5%	649,096	50,865	7.8%
<b>Utility Billing/Collections</b>								
Personnel	\$ 697,844	\$ 697,844	\$ 143,521	\$ 143,521	20.6%	\$ 670,567	\$ 120,678	18.0%
Operating Costs	142,166	142,166	25,195	25,195	17.7%	96,213	13,093	13.6%
Supplies	4,345	4,345	6,749	6,749	155.3%	7,345	1,381	18.8%
Professional Services	670,465	670,465	63,333	63,333	9.4%	640,965	85,989	13.4%
<b>Subtotal</b>	<b>\$ 48,234,673</b>	<b>\$ 48,234,673</b>	<b>\$ 10,321,645</b>	<b>\$ 10,321,645</b>	<b>21.4%</b>	<b>\$ 43,234,546</b>	<b>\$ 9,893,562</b>	<b>22.9%</b>
<b>Non-Operating Expenditures</b>								
Other Financing Uses	\$ 15,040,777	\$ 15,040,777	\$ 4,260,194	\$ 4,260,194	28.3%	\$ 12,572,622	\$ 2,705,656	21.5%
Capital	645,980	645,980	-	-		507,723	52,094	10.3%
<b>Subtotal</b>	<b>\$ 15,686,757</b>	<b>\$ 15,686,757</b>	<b>\$ 4,260,194</b>	<b>\$ 4,260,194</b>	<b>27.2%</b>	<b>\$ 13,080,345</b>	<b>\$ 2,757,750</b>	<b>21.1%</b>
<b>TOTAL EXPENSES</b>	<b>\$ 63,921,430</b>	<b>\$ 63,921,430</b>	<b>\$ 14,581,840</b>	<b>\$ 14,581,840</b>	<b>22.8%</b>	<b>\$ 56,314,891</b>	<b>\$ 12,651,312</b>	<b>22.5%</b>

\*Revenue represents 2 months of collections.

**CITY OF ALLEN**  
**Solid Waste Fund**  
**FY2023 Quarterly Statement of Revenues & Expenditures Compared to Budget**  
*With Comparative Information from Prior Fiscal Year*

	Original FY2023 Budget	Revised FY2023 Budget	1st Quarter FY2023 Actual	YTD Actual as of 12/31/22	Percent of Revised Budget	Revised FY2022 Budget	1st Quarter FY2022 YTD Actual	Percent of Revised Budget
<b>Operating Revenues</b>								
Garbage Fees	\$ 6,160,816	\$ 6,160,816	\$ 1,017,279	\$ 1,017,279	16.5%	\$ 5,559,733	\$ 875,088	15.7%
Commercial Garbage*	1,224,000	1,224,000	108,838	108,838	8.9%	1,345,320	84,865	6.3%
Household Haz Waste	225,760	225,760	34,123	34,123	15.1%	201,760	31,627	15.7%
Recycling Revenues	92,966	92,966	5,448	5,448	5.9%	88,369	4,604	5.2%
Composting Revenue*	100,000	100,000	3,576	3,576	3.6%	100,000	3,853	3.9%
Miscellaneous	36,500	36,500	-	-		136,500	-	
<b>Subtotal</b>	<b>\$ 7,840,042</b>	<b>\$ 7,840,042</b>	<b>\$ 1,169,265</b>	<b>\$ 1,169,265</b>	<b>14.9%</b>	<b>\$ 7,431,682</b>	<b>\$ 1,000,037</b>	<b>13.5%</b>
<b>Non-Operating Revenues</b>								
Interest	\$ 35,935	\$ 35,935	\$ 12,613	\$ 12,613	35.1%	\$ 21,256	\$ 4,675	22.0%
Intergovernmental	-	-	-	-		-	-	
<b>Subtotal</b>	<b>\$ 35,935</b>	<b>\$ 35,935</b>	<b>\$ 12,613</b>	<b>\$ 12,613</b>	<b>35.1%</b>	<b>\$ 21,256</b>	<b>\$ 4,675</b>	<b>22.0%</b>
<b>TOTAL REVENUES</b>	<b>\$ 7,875,977</b>	<b>\$ 7,875,977</b>	<b>\$ 1,181,878</b>	<b>\$ 1,181,878</b>	<b>15.0%</b>	<b>\$ 7,452,938</b>	<b>\$ 1,004,712</b>	<b>13.5%</b>
<b>Operating Expenditures</b>								
Personnel	\$ 827,718	\$ 827,718	\$ 181,266	\$ 181,266	21.9%	\$ 786,133	\$ 178,717	22.7%
Operating Costs	111,747	111,747	36,624	36,624	32.8%	119,175	39,213	32.9%
<b>Solid Waste Services</b>	<b>2,653,571</b>	<b>2,653,571</b>	<b>884,428</b>	<b>884,428</b>	<b>33.3%</b>	<b>2,644,687</b>	<b>881,559</b>	<b>33.3%</b>
Supplies	44,780	44,780	4,454	4,454	9.9%	43,080	5,064	11.8%
Maintenance	8,050	8,050	463	463	5.8%	6,800	688	10.1%
Professional Services	4,220,350	4,220,350	566,658	566,658	13.4%	3,903,522	560,247	14.4%
<b>Subtotal</b>	<b>\$ 7,866,216</b>	<b>\$ 7,866,216</b>	<b>\$ 1,673,893</b>	<b>\$ 1,673,893</b>	<b>21.3%</b>	<b>\$ 7,503,397</b>	<b>\$ 1,665,489</b>	<b>22.2%</b>
<b>Non-Operating Expenditures</b>								
Other Financing Uses**	\$ 633,105	\$ 633,105	\$ 158,276	\$ 158,276	25.0%	\$ 895,119	\$ 673,780	75.3%
Capital	-	-	-	-		-	-	
<b>Subtotal</b>	<b>\$ 633,105</b>	<b>\$ 633,105</b>	<b>\$ 158,276</b>	<b>\$ 158,276</b>	<b>25.0%</b>	<b>\$ 895,119</b>	<b>\$ 673,780</b>	<b>75.3%</b>
<b>TOTAL EXPENSES</b>	<b>\$ 8,499,321</b>	<b>\$ 8,499,321</b>	<b>\$ 1,832,169</b>	<b>\$ 1,832,169</b>	<b>21.6%</b>	<b>\$ 8,398,516</b>	<b>\$ 2,339,269</b>	<b>27.9%</b>

\*Commercial Garbage and Composting Revenues represent 1 month of revenue collected.

\*\*Other Financing Uses includes \$333,105 in Operational Transfers and \$300,000 in Capital Projects Transfers for the Streets and Alleys Repair Project.

**CITY OF ALLEN**  
**Drainage Fund**  
**FY2023 Quarterly Statement of Revenues & Expenditures Compared to Budget**  
*With Comparative Information from Prior Fiscal Year*

	Original FY2023 Budget	Revised FY2023 Budget	1st Quarter FY2023 Actual	YTD Actual as of 12/31/22	Percent of Original Budget	Original FY2022 Budget	1st Quarter FY2022 YTD Actual	Percent of Original Budget
<i>Operating Revenues</i>								
Drainage Fees	\$ 2,221,269	\$ 2,221,269	\$ 354,723	\$ 354,723	16.0%	\$ 1,851,269	\$ 283,447	15.3%
Inspection Fees	70,000	70,000	430	430	0.6%	140,000	109,360	78.1%
<b>Subtotal</b>	<b>\$ 2,291,269</b>	<b>\$ 2,291,269</b>	<b>\$ 355,153</b>	<b>\$ 355,153</b>	<b>15.5%</b>	<b>\$ 1,991,269</b>	<b>\$ 392,807</b>	<b>19.7%</b>
<i>Non-Operating Revenues</i>								
Interest	\$ 14,056	\$ 14,056	\$ 7,567	\$ 7,567	53.8%	\$ 11,755	\$ 1,819	15.5%
Auction Revenue	-	-	-	-		-	-	
Miscellaneous	5,000	5,000	4,200	4,200	84.0%	22,000	10,087	45.9%
<b>Subtotal</b>	<b>\$ 19,056</b>	<b>\$ 19,056</b>	<b>\$ 11,767</b>	<b>\$ 11,767</b>	<b>61.7%</b>	<b>\$ 33,755</b>	<b>\$ 11,907</b>	<b>35.3%</b>
<b>TOTAL REVENUES</b>	<b>\$ 2,310,325</b>	<b>\$ 2,310,325</b>	<b>\$ 366,920</b>	<b>\$ 366,920</b>	<b>15.9%</b>	<b>\$ 2,025,024</b>	<b>\$ 404,714</b>	<b>20.0%</b>
<i>Operating Expenditures</i>								
Personnel	\$ 756,259	\$ 756,259	\$ 132,372	\$ 132,372	17.5%	\$ 688,072	\$ 154,552	22.5%
Operating Costs	244,809	244,809	70,696	70,696	28.9%	241,624	63,906	26.4%
Supplies	57,000	57,000	7,216	7,216	12.7%	56,100	16,173	28.8%
Maintenance	418,963	418,963	25,890	25,890	6.2%	265,380	22,963	8.7%
Professional Services	382,513	382,513	26,941	26,941	7.0%	377,513	39,642	10.5%
<b>Subtotal</b>	<b>\$ 1,859,544</b>	<b>\$ 1,859,544</b>	<b>\$ 263,115</b>	<b>\$ 263,115</b>	<b>14.1%</b>	<b>\$ 1,628,689</b>	<b>\$ 297,235</b>	<b>18.2%</b>
<i>Non-Operating Expenditures</i>								
Other Financing Uses	\$ 441,757	\$ 441,757	\$ 110,439	\$ 110,439	25.0%	\$ 425,047	\$ 106,262	25.0%
Capital	91,770	91,770	-	-		95,100	22,049	23.2%
<b>Subtotal</b>	<b>\$ 533,527</b>	<b>\$ 533,527</b>	<b>\$ 110,439</b>	<b>\$ 110,439</b>	<b>20.7%</b>	<b>\$ 520,147</b>	<b>\$ 128,311</b>	<b>24.7%</b>
<b>TOTAL EXPENSES</b>	<b>\$ 2,393,071</b>	<b>\$ 2,393,071</b>	<b>\$ 373,555</b>	<b>\$ 373,555</b>	<b>15.6%</b>	<b>\$ 2,148,836</b>	<b>\$ 425,546</b>	<b>19.8%</b>

**CITY OF ALLEN**  
**Golf Course Fund**  
**FY2023 Quarterly Statement of Revenues & Expenditures Compared to Budget**  
**With Comparative Information from Prior Fiscal Year**

	Original FY2023 Budget	Revised FY2023 Budget	1st Quarter FY2023 Actual	YTD Actual as of 12/31/22	Percent of Original Budget	Original FY2022 Budget	1st Quarter FY2022 YTD Actual	Percent of Original Budget
<i>Operating Revenues</i>								
Green Fees	\$ 2,580,500	\$ 2,580,500	\$ 560,467	\$ 560,467	21.7%	\$ 2,531,200	\$ 648,552	25.6%
Driving Range	693,480	693,480	161,302	161,302	23.3%	687,480	172,229	25.1%
Lesson Fees	395,000	395,000	61,216	61,216	15.5%	390,000	90,238	23.1%
Concession Sales	232,358	232,358	66,059	66,059	28.4%	224,151	69,093	30.8%
Alcohol Sales	228,650	228,650	46,722	46,722	20.4%	220,883	55,749	25.2%
Retail Pro Shop	171,488	171,488	32,897	32,897	19.2%	166,643	38,434	23.1%
Facility Rental	10,000	10,000	650	650	6.5%	10,000	550	5.5%
Sponsorships	50,000	50,000	6,500	6,500	13.0%	50,000	5,000	10.0%
<b>Subtotal</b>	<b>\$ 4,361,476</b>	<b>\$ 4,361,476</b>	<b>\$ 935,813</b>	<b>\$ 935,813</b>	<b>21.5%</b>	<b>\$ 4,280,357</b>	<b>\$ 1,079,844</b>	<b>25.2%</b>
<i>Non-Operating Revenues</i>								
Other Reimbursements	\$ -	\$ -	\$ -	\$ -		\$ -	\$ 428	
Operating Transfer In	-	-	-	-		-	-	
<b>Subtotal</b>	<b>\$ -</b>	<b>\$ -</b>	<b>\$ -</b>	<b>\$ -</b>		<b>\$ -</b>	<b>\$ 428</b>	
<b>TOTAL REVENUES</b>	<b>\$ 4,361,476</b>	<b>\$ 4,361,476</b>	<b>\$ 935,813</b>	<b>\$ 935,813</b>	<b>21.5%</b>	<b>\$ 4,280,357</b>	<b>\$ 1,080,272</b>	<b>25.2%</b>
<i>Operating Expenses</i>								
Personnel	\$ 2,100,991	\$ 2,100,991	\$ 405,606	\$ 405,606	19.3%	\$ 1,929,697	\$ 402,914	20.9%
Operating Costs	584,499	584,499	113,452	113,452	19.4%	572,491	99,712	17.4%
Supplies	222,348	222,348	77,441	77,441	34.8%	235,444	23,260	9.9%
Maintenance	107,841	107,841	34,417	34,417	31.9%	174,826	18,320	10.5%
Professional Service	894,183	894,183	219,091	219,091	24.5%	1,107,240	223,809	20.2%
<b>Subtotal</b>	<b>\$ 3,909,862</b>	<b>\$ 3,909,862</b>	<b>\$ 850,007</b>	<b>\$ 850,007</b>	<b>21.7%</b>	<b>\$ 4,019,698</b>	<b>\$ 768,014</b>	<b>19.1%</b>
<i>Non-Operating Expenses</i>								
Depreciation	\$ 160,000	\$ 160,000	\$ -	\$ -		\$ 160,000	\$ -	
<b>Subtotal</b>	<b>\$ 160,000</b>	<b>\$ 160,000</b>	<b>\$ -</b>	<b>\$ -</b>		<b>\$ 160,000</b>	<b>\$ -</b>	
<b>TOTAL EXPENSES</b>	<b>\$ 4,069,862</b>	<b>\$ 4,069,862</b>	<b>\$ 850,007</b>	<b>\$ 850,007</b>	<b>20.9%</b>	<b>\$ 4,179,698</b>	<b>\$ 768,014</b>	<b>18.4%</b>

**CITY OF ALLEN**  
**Allen Event Center Fund**  
**FY2023 Quarterly Statement of Revenues & Expenditures Compared to Budget**  
**With Comparative Information from Prior Fiscal Year**

	Original FY2023 Budget	Revised FY2023 Budget	1st Quarter FY2023 Actual	YTD Actual as of 12/31/22	Percent of Original Budget	Original FY2022 Budget	1st Quarter FY2022 YTD Actual	Percent of Original Budget
<i>Operating Revenues</i>								
Ice Rink:								
Facility/Activities Rentals	\$ 807,664	\$ 807,664	\$ 250,076	\$ 250,076	31.0%	\$ -	\$ -	
Membership/Admission	351,963	351,963	166,885	166,885	47.4%	-	-	
Retail Pro Shop	42,395	42,395	18,273	18,273	43.1%	-	-	
Sponsorships	36,000	36,000	4,920	4,920	13.7%	-	-	
<b>Subtotal</b>	<b>\$ 1,238,022</b>	<b>\$ 1,238,022</b>	<b>\$ 440,154</b>	<b>\$ 440,154</b>	<b>35.6%</b>	<b>\$ -</b>	<b>\$ -</b>	
Box Office:								
Ticket Sales	\$ 400,000	\$ 400,000	\$ 147,736	\$ 147,736	36.9%	\$ -	\$ -	
Facility Ticket Fees	351,075	351,075	129,233	129,233	36.8%	-	-	
Administrative Fees	77,500	77,500	24,190	24,190	31.2%	-	-	
<b>Subtotal</b>	<b>\$ 828,575</b>	<b>\$ 828,575</b>	<b>\$ 301,159</b>	<b>\$ 301,159</b>	<b>36.3%</b>	<b>\$ -</b>	<b>\$ -</b>	
Food & Beverage:								
Concessions	\$ 1,161,000	\$ 1,161,000	\$ 503,349	\$ 503,349	43.4%	\$ -	\$ -	
Alcohol	777,700	777,700	205,210	205,210	26.4%	-	-	
Retail Pro Shop	15,000	15,000	-	-		-	-	
<b>Subtotal</b>	<b>\$ 1,953,700</b>	<b>\$ 1,953,700</b>	<b>\$ 708,558</b>	<b>\$ 708,558</b>	<b>36.3%</b>	<b>\$ -</b>	<b>\$ -</b>	
Operations:								
Facility Rentals	\$ 1,305,567	\$ 1,305,567	\$ 300,750	\$ 300,750	23.0%	\$ -	\$ -	
Sponsorships	327,104	327,104	62,485	62,485	19.1%	-	-	
Reimbursements	589,150	589,150	203,757	203,757	34.6%	-	-	
<b>Subtotal</b>	<b>\$ 2,221,821</b>	<b>\$ 2,221,821</b>	<b>\$ 566,991</b>	<b>\$ 566,991</b>	<b>25.5%</b>	<b>\$ -</b>	<b>\$ -</b>	
<i>Non-Operating Revenues</i>								
Operating Transfer In*	2,022,487	2,022,487	505,622	505,622	25.0%	-	-	
<b>Subtotal</b>	<b>\$ 2,022,487</b>	<b>\$ 2,022,487</b>	<b>\$ 505,622</b>	<b>\$ 505,622</b>	<b>25.0%</b>	<b>\$ -</b>	<b>\$ -</b>	
<b>TOTAL REVENUES</b>	<b>\$ 8,264,605</b>	<b>\$ 8,264,605</b>	<b>\$ 2,522,485</b>	<b>\$ 2,522,485</b>	<b>30.5%</b>	<b>\$ -</b>	<b>\$ -</b>	
<i>Operating Expenses</i>								
Personnel	\$ 3,267,147	\$ 3,267,147	\$ 584,539	\$ 584,539	17.9%	\$ -	\$ -	
Operating Costs	2,441,739	2,441,739	569,445	569,445	23.3%	-	-	
Supplies	56,348	56,348	15,497	15,497	27.5%	-	-	
Maintenance	276,270	276,270	91,295	91,295	33.0%	-	-	
Professional Service	2,223,101	2,223,101	727,676	727,676	32.7%	-	-	
<b>TOTAL EXPENSES</b>	<b>\$ 8,264,605</b>	<b>\$ 8,264,605</b>	<b>\$ 1,988,451</b>	<b>\$ 1,988,451</b>	<b>24.1%</b>	<b>\$ -</b>	<b>\$ -</b>	

**CITY OF ALLEN**  
**Economic Development Corporation**  
**FY2023 Quarterly Statement of Revenues & Expenditures Compared to Budget**  
**With Comparative Information from Prior Fiscal Year**

<b>REVENUE</b>	Original FY2023 Budget	Revised FY2023 Budget	1st Quarter FY2023 Actual	YTD Actual as of 12/31/22	Percent of Original Budget	Original FY2022 Budget	1st Quarter FY2022 YTD Actual	Percent of Original Budget
Revenue Source								
Sales Tax*	\$ 14,800,195	\$ 14,800,195	\$ 1,088,260	\$ 1,088,260	7.4%	\$ 13,946,576	\$ 1,027,541	7.4%
Interest on Investments	146,467	146,467	240,861	240,861	164.4%	125,590	27,789	22.1%
Reimbursements	-	-	-	-	-	52,961	-	-
Miscellaneous	20,100	20,100	5,030	5,030	25.0%	21,776	6,225	28.6%
Contributions	42,068	42,068	10,517	10,517	25.0%	42,068	-	-
Sale of Land	-	-	-	-	-	11,572,631	-	-
Other Financing Sources^	-	-	-	-	-	-	-	-
<b>TOTAL Revenues</b>	<b>\$ 15,008,830</b>	<b>\$ 15,008,830</b>	<b>\$ 1,344,668</b>	<b>\$ 1,344,668</b>	<b>9.0%</b>	<b>\$ 25,761,602</b>	<b>\$ 1,061,555</b>	<b>4.1%</b>

<b>EXPENDITURES</b>	Original FY2023 Budget	Revised FY2023 Budget	1st Quarter FY2023 Actual	YTD Actual as of 12/31/22	Percent of Original Budget	Original FY2022 Budget	1st Quarter FY2022 YTD Actual	Percent of Original Budget
<i>Org - Character</i>								
<u>Operating Expenditures</u>								
Personnel	\$ 1,044,924	\$ 1,044,924	\$ 215,884	\$ 215,884	20.7%	\$ 944,112	\$ 182,215	19.3%
Operating Costs	461,076	461,076	103,811	103,811	22.5%	\$ 341,847	105,004	30.7%
Marketing/BRE	370,000	370,000	70,657	70,657	19.1%	337,500	40,390	12.0%
Supplies	9,000	9,000	1,672	1,672	18.6%	9,000	704	7.8%
Professional Services	161,108	161,108	63,589	63,589	39.5%	373,954	57,977	15.5%
Operational Support	110,289	110,289	27,572	27,572	25.0%	-	-	-
Capital	18,050,000	18,050,000	18,010,383	18,010,383	99.8%	758,000	-	-
Debt Service^	1,684,443	1,684,443	-	-	-	2,358,247	-	-
<b>TOTAL OPERATING</b>	<b>\$ 21,890,840</b>	<b>\$ 21,890,840</b>	<b>\$ 18,493,568</b>	<b>\$ 18,493,568</b>	<b>84.5%</b>	<b>\$ 5,122,660</b>	<b>\$ 386,291</b>	<b>7.5%</b>
<u>Non-Operating Expenditures</u>								
Economic Grant Expense	\$ 9,342,664	\$ 9,342,664	\$ 920,000	\$ 920,000	9.8%	4,462,731	\$ 2,319,367	52.0%
Revenue Supported Econ Inc.	300,000	300,000	44,037	44,037	14.7%	300,000	-	-
<b>TOTAL NON-OPERATING</b>	<b>\$ 9,642,664</b>	<b>\$ 9,642,664</b>	<b>\$ 964,037</b>	<b>\$ 964,037</b>	<b>10.0%</b>	<b>4,762,731</b>	<b>\$ 2,319,367</b>	<b>48.7%</b>
<b>TOTAL Expenditures</b>	<b>\$ 31,533,504</b>	<b>\$ 31,533,504</b>	<b>\$ 19,457,605</b>	<b>\$ 19,457,605</b>	<b>61.7%</b>	<b>\$ 9,885,391</b>	<b>\$ 2,705,658</b>	<b>27.4%</b>

\*Actual Represents 1 Month of Sales Tax Collections

~Contribution from General Fund for operational support

^Revenue and Expenditures correspond with the Advance Refunding and Defeasance of Revenue Bonds.

**CITY OF ALLEN**  
**Community Development Corporation**  
**FY2023 Quarterly Statement of Revenues & Expenditures Compared to Budget**  
**With Comparative Information from Prior Fiscal Year**

<b>REVENUE</b>	Original FY2023 Budget	Revised FY2023 Budget	1st Quarter FY2023 Actual	YTD Actual as of 12/31/22	Percent of Original Budget	Original FY2022 Budget	1st Quarter FY2022 YTD Actual	Percent of Original Budget
Revenue Source								
Sales Tax*	\$ 14,800,195	\$ 14,800,195	\$ 1,088,260	\$ 1,088,260	7.4%	\$ 13,946,576	\$ 1,027,541	7.4%
Interest on Investments	373,935	373,935	157,835	157,835	42.2%	323,087	49,780	15.4%
Auction Revenue	-	-	-	-		5,319	5,319	100.0%
Reimbursements	-	-	-	-		-	-	
Contributions	-	-	-	-		10,699	-	
Other Financing Uses	-	-	-	-		-	-	
<b>TOTAL Revenues</b>	<b>\$ 15,174,130</b>	<b>\$ 15,174,130</b>	<b>\$ 1,246,094</b>	<b>\$ 1,246,094</b>	<b>8.2%</b>	<b>\$ 14,285,681</b>	<b>\$ 1,082,640</b>	<b>7.6%</b>

<b>EXPENDITURES</b>	Original FY2023 Budget	Revised FY2023 Budget	1st Quarter FY2023 Actual	YTD Actual as of 12/31/22	Percent of Original Budget	Original FY2022 Budget	1st Quarter FY2022 YTD Actual	Percent of Original Budget
<i>Org - Character</i>								
<i>CDC Administration</i>								
Operating Costs	\$ 18,117	\$ 18,117	\$ 398	\$ 398	2.2%	\$ 52,949	\$ 6,053	11.4%
Maintenance	200,000	200,000	37,988	37,988	19.0%	512,923	-	
Professional Services	677,435	677,435	50,617	50,617	7.5%	2,744,157	704,174	25.7%
Economic Incentives	400,000	400,000	44,037	44,037	11.0%	2,400,000	-	
Capital	851,832	851,832	23,803	23,803	2.8%	485,877	-	
<i>CDC - Capital Improvement Fund</i>								
Construction in Progress	\$ 17,285,747	\$ 17,285,747	\$ 1,107,155	\$ 1,107,155	6.4%	\$ 4,867,166	\$ 85,448	1.8%
<i>CDC - Debt Service</i>								
Debt Service	\$ 2,417,211	\$ 2,417,211	\$ -	\$ -		\$ 2,412,236	\$ -	
<i>CDC - Contribution</i>								
Operational Support^	\$ 3,033,194	\$ 3,033,194	\$ 758,299	\$ 758,299	25.0%		\$ -	
<b>TOTAL Expenditures</b>	<b>\$ 24,883,536</b>	<b>\$ 24,883,536</b>	<b>\$ 2,022,296</b>	<b>\$ 2,022,296</b>	<b>8.1%</b>	<b>\$ 13,475,308</b>	<b>\$ 795,675</b>	<b>5.9%</b>

\*Actual Represents 1 Month of Sales Tax Collections

**CITY OF ALLEN**  
**Non-Bond Capital Projects**  
**Statement of Activities**  
**For the Quarter Ended**  
**December 31, 2022**  
(Unaudited)

**CITY OF ALLEN**  
**Non-Bond Capital Projects**  
**Statement of Activities**  
**As of December 31, 2022**

<b>REVENUE</b>	Quarter 1	YTD	Life to Date	Life to Date	LTD as %
Revenue Source	Actual	Actual	Actual	Budgeted	of Budget
Sweep	\$ -	\$ -	\$ 2,350,000	\$ 2,350,000	100.00%
Streets & Alleys Repairs	-	-	600,000	600,000	100.00%
Project Savings	-	-	-	-	
Interest Revenue	125,270	125,270	556,916	556,916	100.00%
Reimburse	335,415	335,415	733,617	733,617	100.00%
CARES Reimbursement	-	-	-	-	
<b>TOTAL Revenues</b>	<b>\$ 460,685</b>	<b>\$ 460,685</b>	<b>\$ 4,240,533</b>	<b>\$ 4,240,533</b>	<b>100.00%</b>

<b>EXPENDITURES</b>	FY2023	FY2023	Life to Date	Life to Date	LTD as %
Projects	Actual	Actual	Actual	Budgeted	of Budget
Steam Locomotive & Caboose	\$ -	\$ -	\$ 10,380	\$ 15,000	69.20%
The Farm Economic Development	-	-	2,797,903	3,562,980	78.53%
CBD Street Rehabilitation	-	-	-	310,000	
Fire Station #6	-	-	51,556	2,517,382	2.05%
AEC Audio/Visual/Lighting Systems	-	-	2,589,431	2,589,431	100.00%
Cityworks Software - Engineering	-	-	-	44,680	
City Hall Reception Desk & CE Cubes	-	-	-	19,000	
Technology Replacement	-	-	-	230,079	
City Hall & APD BDA Enhancement	-	-	70,298	116,751	60.21%
SGTRC Grant will be reimbursed	335,415	335,415	378,900	410,077	92.40%
2021 Street & Alley Allocations	-	-	269,164	273,002	98.59%
PD Headquarter Parking Lot Improvements	68,734	68,734	572,920	765,110	74.88%
Neighborhood Revitalization	50,389	50,389	110,000	110,000	100.00%
Emergency Allocation	-	-	-	250,000	
AEC Audio/Visual/Lighting Change Order	-	-	49,999	49,999	100.00%
Lithania Lighting	135,278	135,278	135,278	373,208	36.25%
Neighborhood Entryway Improvements	29,798	29,798	42,155	900,000	4.68%
Radio Shack HVAC Replacement	-	-	29,436	30,000	98.12%
Molsen Farm will be reimbursed	-	-	-	500,000	
Molsen Farm	-	-	-	500,000	
<b>TOTAL Expenditures</b>	<b>\$ 619,614</b>	<b>\$ 619,614</b>	<b>\$ 7,107,418</b>	<b>\$ 13,566,698</b>	<b>52.39%</b>

<b>NET CHANGE</b>	(158,929)	(158,929)	(2,866,885)	(9,326,165)	
<b>BALANCE, BEGINNING</b>	21,000,588	21,000,588	23,708,544	23,708,544	
<b>BALANCE, ENDING</b>	<b>\$ 20,841,659</b>	<b>\$ 20,841,659</b>	<b>\$ 20,841,659</b>	<b>\$ 14,382,379</b>	

**CITY COUNCIL REGULAR MEETING AGENDA COMMUNICATION**

<b>AGENDA DATE:</b>	February 14, 2023
<b>AGENDA CAPTION:</b>	Conduct a Public Hearing and adopt an Ordinance to amend the development regulations of Planned Development No. 54 with a base zoning of Community Facilities and adopt a Concept Plan, Building Elevations, and Landscape Plan for a Property generally located southwest of Exchange Parkway and Junction Drive. [Medical Offices - NTMWD]
<b>STAFF RESOURCE:</b>	Hayley Angel, Planning Manager
<b>BOARD/COMMISSION ACTION:</b>	<p>At the October 4, 2022, Regular Meeting, the Planning and Zoning Commission recommended approval of this item.</p> <p>At the October 25, 2022, Regular Meeting, the City Council continued the public hearing.</p> <p>At the November 8, 2022, Regular Meeting, the City Council remanded the application back to the Planning and Zoning Commission.</p> <p>At the January 17, 2023, Regular Meeting, the Planning and Zoning Commission recommended approval of this item.</p>
<b>PREVIOUS COUNCIL ACTION:</b>	<p>May 6, 1993 - Planned Development Approved - Ordinance No. 1172-5-93</p> <p>July 25, 2017 - Planned Development Approved - Ordinance No. 3500-7-17</p>
<b>STRATEGIC PLANNING GOAL:</b>	Vibrant Community with Lively Destinations and Successful Commercial Centers.

**BACKGROUND**

The subject property is generally located southeast of Exchange Parkway and Junction Drive. The surrounding properties are zoned as follows:

- North (across Exchange Parkway): Planned Development No. 108 with a base zoning of Mixed Use
- East (across Junction Drive) and West: Planned Development No. 54 (PD-54) with a base zoning of Industrial Technology
- South: PD-54 with a base zoning of Community Facilities (CF)

The subject property retains a zoning designation of PD-54 with a base zoning of CF. In July 2017, City

Council adopted a Planned Development Amendment to allow the development of ground storage tanks. The subject property was a portion of this zoning request and showed a conceptual building and parking on this lot. The applicant is requesting to amend the development regulations to allow the development of medical or dental office and office uses.

This application for a Planned Development Amendment was taken to the October 4, 2022 Planning and Zoning Commission meeting; the October 25, 2022 City Council meeting; and the November 8, 2022 City Council meeting. Through detailed engineering design, the applicant had concerns with potential conflicts between the proposed site improvements and existing utilities. At the second City Council meeting, the applicant requested an opportunity to review the plan and return to the Planning and Zoning Commission with any alterations to the site. The City Council remanded the item back to the Planning and Zoning Commission.

The changes from the previous Concept Plan are as follows:

- The North Texas Municipal Water District easements along Exchange Parkway and Junction Drive have increased from 20-foot-wide to 30-foot-wide.
- The building, parking, and western property line for Lot 2R-2, the eastern lot, have shifted to the west by approximately 50 feet.
- The parking and fire lane on Lot 2R-2 have been moved or reallocated to accommodate the utilities in the northeastern corner of the lot.
- The size of the building on Lot 2R-1, the western lot, has been reduced from approximately 6,898 square feet to 3,914 square feet.
- The required and provided parking on Lot 2R-1 has been reduced to match the new building size.

The Concept Plan shows the approximately 2.017-acre property subdivided into two lots. Lot 2R-1, the western lot, shows a 3,914-square-foot building with a combination of medical or dental office and office uses. Lot 2R-2, the eastern lot, shows a 6,712-square-foot building with a mezzanine for a medical or dental office use.

There are a large number of easements that encumber the property, including easements along Exchange Parkway, along Junction Drive, and in the northeastern corner of the site. As a result of these encumbrances, the applicant is requesting to deviate from standard landscape requirements. This primarily impacts the placement of trees along Exchange Parkway and Junction Drive, and the applicant has provided a Landscape Plan to reallocate those trees across the site. The Landscape Plan has been modified to represent the new site layout. There are no significant impacts as a result of the increased easement widths or changes to the improvements.

There are a total of four points of access into the site--one on Junction Drive, an existing access point on Exchange Parkway, and two through internal access drives.

The building elevations show the building proposed on Lot 2R-2, which has primary building materials of brick and stucco. Though the building materials cannot be regulated, they have been provided for illustrative purposes. It has a building height of approximately 28 feet. The building constructed on Lot 2R-1 will be in general conformance with the architectural style of these building elevations.

The development regulations include the Concept Plan, Landscape Plan, and Building Elevations. Additionally, a medical or dental office is permitted by Specific Use Permit in the Community Facilities zoning district. The development regulations propose to allow this use by right as indicated on the Concept Plan.

At the January 17, 2023 meeting, the Planning and Zoning Commission recommended approval of the request.

**STAFF RECOMMENDATION**

Staff recommends approval.

**MOTION**

*I make a motion to adopt Ordinance No. \_\_\_\_\_ to amend the development regulations of PD-54 with a base zoning of Community Facilities, as presented.*

**ATTACHMENT(S)**

[Ordinance](#)

[Minutes of the January 17, 2023 Planning and Zoning Commission Meeting](#)

[Property Notification Map](#)

ORDINANCE NO. \_\_\_\_\_

**AN ORDINANCE OF THE CITY COUNCIL OF THE CITY OF ALLEN, COLLIN COUNTY, TEXAS, AMENDING THE ALLEN LAND DEVELOPMENT CODE ZONING REGULATIONS AND ZONING MAP, AS PREVIOUSLY AMENDED, BY AMENDING THE REGULATIONS RELATING TO THE USE AND DEVELOPMENT OF LOT 2, BLOCK A, NORTH SYSTEM EXCHANGE PARKWAY GROUND STORAGE ADDITION LOCATED IN PLANNED DEVELOPMENT “PD” NO. 54 WITH A BASE ZONING OF COMMUNITY FACILITIES “CF” AND ADOPTING A CONCEPT PLAN, LANDSCAPE PLAN, AND BUILDING ELEVATIONS; PROVIDING FOR A CONFLICTS RESOLUTION CLAUSE; PROVIDING FOR A SEVERABILITY CLAUSE; PROVIDING FOR A SAVINGS CLAUSE; PROVIDING FOR A PENALTY OF FINE NOT TO EXCEED THE SUM OF TWO THOUSAND DOLLARS (\$2,000) FOR EACH OFFENSE; AND PROVIDING FOR AN EFFECTIVE DATE.**

**WHEREAS**, the Planning and Zoning Commission and the governing body of the City of Allen, Texas, in compliance with the laws of the State of Texas and the Ordinances of the City of Allen, Texas, have given the requisite notices by publication and otherwise, and after holding due hearings and affording a full and fair hearing to all the property owners generally and to all persons interested and situated in the affected area, and in the vicinity thereof, and in the exercise of its legislative discretion, the City Council has concluded that the Allen Land Development Code Zoning Regulations and Zoning Map of the City of Allen, Texas, as previously amended, should be further amended as follows.

**NOW, THEREFORE, BE IT ORDAINED BY THE CITY COUNCIL OF THE CITY OF ALLEN, COLLIN COUNTY, TEXAS, THAT:**

**SECTION 1.** The Allen Land Development Code Zoning Regulations and Zoning Map of the City of Allen, Texas, as amended, be further amended by amending as set forth in Section 2 of this Ordinance the regulations relating to the use and development of Lot 2, Block A, North System Exchange Parkway Ground Storage Addition, an addition to City of Allen, Collin County, Texas, according to the plat thereof recorded in Volume 2019, Page 261, Plat Records, Collin County, Texas (“the Property”), being a portion of Planned Development “PD” No. 54 with a base zoning of Community Facilities “CF.”

**SECTION 2.** The Property shall be developed and used only in accordance with the applicable provisions of the Allen Land Development Code, as amended (“ALDC”) and the development and use regulations of Planned Development “PD” No. 54 applicable to the Property as adopted in Ordinance No. 3500-7-17, except to the extent modified by the Development Regulations set forth below:

- A. PERMITTED USES:** In addition to the uses permitted within the Community Facilities “CF” zoning district, the Property may be developed and used for a Medical or Dental Office use without the requirement of prior approval of a specific use permit.
- B. CONCEPT PLAN:** The Property shall be developed in general conformance with the Concept Plan attached hereto as Exhibit “A” and incorporated herein by reference (the “Concept Plan”).
- C. LANDSCAPE PLAN:** The Property shall be developed in general conformance with the Landscape Plan attached hereto as Exhibit “B” and incorporated herein by reference (the “Landscape Plan”).
- D. BUILDING ELEVATIONS:** The Property shall be developed in general conformance with the architectural style set forth on the Building Elevations attached hereto as Exhibit “C” and incorporated herein by reference (the “Building Elevations”).

**SECTION 3.** To the extent of any irreconcilable conflict with the provisions of this Ordinance and other ordinances of the City of Allen governing the use and development of the Property and which are not expressly amended by this Ordinance, the provisions of this Ordinance shall be controlling.

**SECTION 4.** Should any word, sentence, paragraph, subdivision, clause, phrase, or section of this Ordinance, or the Allen Land Development Code, as amended hereby, be adjudged or held to be void or unconstitutional, the same shall not affect the validity of the remaining portions of said Ordinance or the Allen Land Development Code, as amended hereby, which shall remain in full force and effect.

**SECTION 5.** An offense committed before the effective date of this Ordinance is governed by prior law and the provisions of the Allen Land Development Code Zoning Regulations, as amended, in effect when the offense was committed, and the former law is continued in effect for this purpose.

**SECTION 6.** Any person, firm, or corporation violating any of the provisions or terms of this Ordinance shall be subject to the same penalty as provided for in Allen Land Development Code Zoning Regulations as previously amended, and upon conviction shall be punished by a fine not to exceed the sum of Two Thousand Dollars (\$2,000) for each offense.

**SECTION 7.** This Ordinance shall take effect immediately from and after its passage and publication of the caption in accordance with the provisions of the Charter of the City of Allen, and it is accordingly so ordained.

**DULY PASSED AND APPROVED BY THE CITY COUNCIL OF THE CITY OF ALLEN, COLLIN COUNTY, TEXAS, ON THIS THE 14<sup>TH</sup> DAY OF FEBRUARY 2023.**

**APPROVED:**

\_\_\_\_\_  
**Kenneth M. Fulk, MAYOR**

**APPROVED AS TO FORM:**

**ATTEST:**

\_\_\_\_\_  
**Peter G. Smith, CITY ATTORNEY**  
(kbl:9/21/2022:13)

\_\_\_\_\_  
**Shelley B. George, CITY SECRETARY**

BOUNDARY LINE DATA		
LINE NO.	BEARING	DISTANCE
L1	S 74°16'53" E	35.45'
L2	S 29°26'20" E	65.00'
L3	S 43°28'30" E	51.54'
L4	S 29°26'20" E	16.74'
L5	S 89°59'23" W	79.44'
L6	S 72°41'33" W	197.03'
L7	N 17°51'11" W	204.59'
L8	N 74°14'06" E	26.48'
L9	S 17°51'11" E	204.59'
L10	S 72°41'33" W	193.70'
L11	N 0°14'10" E	152.49'
L12	N 11°10'54" W	65.17'

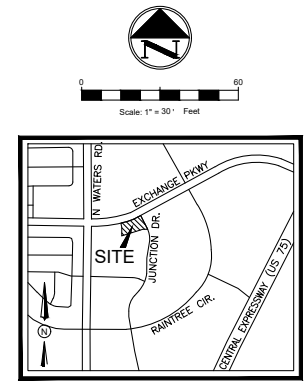
EASEMENT/SETBACK LEGEND	
BUILDING SETBACK	B.S.
LANDSCAPE SETBACK	L.S.
FIRE LANE, ACCESS & UTILITY EASEMENT	F.A.U.E.
FIRE LANE, ACCESS & DRAINAGE EASEMENT	F.A.D.E.
ACCESS EASEMENT	A.E.
SIDEWALK EASEMENT	S.S.E.
SANITARY SEWER EASEMENT	S.S.E.
WATER EASEMENT	W.E.
PEDESTIAN ACCESS EASEMENT	P.A.E.
UTILITY EASEMENT	U.E.
DRAINAGE & DETENTION EASEMENT	D.D.E.
BARRIER FREE RAMP	B.F.R.

BOUNDARY CURVE DATA					
CURVE NO.	RADIUS	LENGTH	DELTA	CHORD BEARING	CHORD DISTANCE
C1	425.00'	103.55'	13°57'34"	S 22°27'18" E	103.29'
C2	1059.98'	197.25'	10°39'43"	N 66°48'58" E	196.96'
C3	1059.98'	112.52'	06°04'56"	N 75°11'17" E	112.47'

EXISTING LEGEND		
1/2" IR FOUND	IRIGATION VALVE	NO PARKING
1/2" R SET	WATER VALVE	CONCRETE
3/8" IR FOUND	FIRE HYDRANT	GRAVEL
3/4" IR FOUND	R. VALVE	BRICK
60-D.NAL FOUND	UTILITY POLE	STONE
PK NAL SET	WATER METER	WOOD DECK
1/2" IP FOUND	GAS METER	BUILDING WALL
X-SET	A.C. PAD	TRAIL
1" IR FOUND	TRANS. BOX	BUILDING LINE
1" IP FOUND	GAS MARKER	EASEMENT
POINT FOR CORNER	OVERHEAD UTILITY LINE	BOUNDARY
CON. MONUMENT	GUY WIRE ANCHOR	HIGHBANK LINE
3/4" IP FOUND	BARBED WIRE FENCE	PARKING STRIPE
TELE. BOX	IRON FENCE	HANDICAP SPACE
CABLE BOX	CHAINLINK FENCE	STORM DRAIN
ELECTRIC BOX	WOOD FENCE	SANITARY SEWER
BRICK COLLAR	PIPE RAIL FENCE	
STONE COLLAR	COVERED AREA	
STORM DRAIN MH	ASPHALT	
SAN. SEW. CO.	FIRE LANE STRIPE	
BOLLARD POST	BRICK RET. WALL	
LIGHT POLE	STONE RET. WALL	
SAN. SEW. MH	CON. RET. WALL	

SITE LEGEND	
CONCRETE CURB	---
SAW-CUT LINE	---
FENCE	x - x
FIRE LANE	---
STRIPING	---
FIRE LANE ACCESS	---
EXISTING FIRE LANE	---
NON PLANTED STEP-OUT STRIPS	---
SIDE WALK	---
PARKING SPACES	---
HANDICAP LOGO	---
RAMP	---
DUMPSTER	---

- SITE GENERAL NOTES**
- ALL CONSTRUCTION SHALL BE IN STRICT ACCORDANCE WITH THE CITY OR LOCAL JURISDICTION STANDARDS.
  - THE LOCATION OF UNDERGROUND UTILITIES INDICATED ON THE PLANS IS TAKEN FROM AS-BUILTS, UTILITY PLANS OR SURVEY. IT IS THE CONTRACTOR'S RESPONSIBILITY TO MAKE ARRANGEMENTS WITH THE OWNERS OF SUCH UNDERGROUND UTILITIES PRIOR TO WORKING IN THE AREA TO CONFIRM THEIR EXACT LOCATION AND TO DETERMINE WHETHER ANY ADDITIONAL UTILITIES OTHER THAN THOSE SHOWN ON THE PLANS MAY BE PRESENT. THE CONTRACTOR SHALL PRESERVE AND PROTECT ALL UNDERGROUND UTILITIES. IF EXISTING UNDERGROUND UTILITIES ARE DAMAGED, THE CONTRACTOR WILL BE RESPONSIBLE FOR THE COST OF REPAIRING THE UTILITY.
  - WHERE EXISTING UTILITIES OR SERVICE LINES ARE CUT, BROKEN OR DAMAGED, THE CONTRACTOR SHALL REPLACE OR REPAIR THE UTILITIES OR SERVICE LINES WITH THE SAME TYPE OF ORIGINAL MATERIAL AND CONSTRUCTION, OR BETTER, UNLESS OTHERWISE SHOWN OR NOTED ON THE PLANS. AT HIS OWN COST AND EXPENSE, THE CONTRACTOR SHALL IMMEDIATELY NOTIFY THE ENGINEER AT ONCE OF ANY CONFLICTS WITH UTILITIES.
  - ALL EXCAVATIONS, TRENCHING AND SHORING OPERATIONS SHALL COMPLY WITH THE REQUIREMENTS OF THE U.S. DEPARTMENT OF LABOR, OSHA, CONSTRUCTION SAFETY AND HEALTH REGULATIONS AND ANY AMENDMENTS THERETO.
  - THE CONTRACTOR SHALL RESTORE ALL AREAS DISTURBED BY CONSTRUCTION TO ORIGINAL CONDITION OR BETTER, RESTORED AREAS INCLUDE, BUT ARE NOT LIMITED TO TRENCH BACKFILL, SIDE SLOPES, FENCES, DRAINAGE DITCHES, DRIVEWAYS, PRIVATE YARDS AND ROADWAYS.
  - ANY CHANGES NEEDED AFTER CONSTRUCTION PLANS HAVE BEEN RELEASED, SHALL BE APPROVED BY THE CITY ENGINEER. THESE CHANGES MUST BE RECEIVED IN WRITING.
  - THE CONTRACTOR SHALL PROVIDE "RED LINED" MARKED PRINTS TO THE ENGINEER PRIOR TO FINAL INSPECTION INDICATING ALL CONSTRUCTION WHICH DEVIATED FROM THE PLANS OR WAS CONSTRUCTED IN ADDITION TO THAT INDICATED ON THE PLANS.
  - ALL CURB RADIUS TO BE 10' OR 2' UNLESS OTHERWISE NOTED ON THE SITE PLAN.



LOT 2R-1, BLOCK A SITE DATA SUMMARY TABLE	
EXISTING ZONING	"PD-54 CF"
PROPOSED ZONING	"PD-54 CF"
PROPOSED USE	MEDICAL / DENTAL & OFFICE
LOT AREA S.F. (ACRES)	33,482 S.F. (0.7687 ACRES)
MAXIMUM BUILDING HEIGHT	1 STORY (29'-11 5/16")
FLOOR AREA (S.F.)	3,914 S.F.
LOT COVERAGE	11.69%
FLOOR AREA RATIO (FAR)	0.117
PARKING REQUIREMENTS FOR MEDICAL OR DENTAL	1 SPACE PER 250 S.F. FLOOR AREA
PARKING REQUIREMENTS FOR OFFICE	1 SPACE FOR 300 S.F. FLOOR AREA
PARKING REQUIRED FOR MEDICAL OR DENTAL (1,957 S.F.)	8 SPACES
PARKING REQUIRED FOR OFFICE (1,957 S.F.)	7 SPACES
TOTAL PARKING REQUIRED	15 SPACES
REGULAR PARKING PROVIDED	26 SPACES
HANDICAP PARKING PROVIDED	2 SPACES
TOTAL PARKING PROVIDED	28 SPACES
LANDSCAPE AREA REQUIRED	10% OF TOTAL SITE (MIN.) 3,348 S.F.
LANDSCAPE AREA PROVIDED	6,641 S.F. OR 20%

LOT 2R-2, BLOCK A SITE DATA SUMMARY TABLE	
EXISTING ZONING	"PD-54 CF"
PROPOSED ZONING	"PD-54 CF"
PROPOSED USE	MEDICAL / DENTAL & OFFICE
LOT AREA S.F. (ACRES)	54,399 S.F. (1.249 ACRES)
MAXIMUM BUILDING HEIGHT	2 STORY (36'-0")
FIRST FLOOR AREA (S.F.)	5,971 S.F.
MEZZANINE FLOOR AREA (S.F.)	741 S.F.
TOTAL FLOOR AREA (S.F.)	6,712 S.F.
LOT COVERAGE	12.34%
FLOOR AREA RATIO (FAR)	0.123
PARKING REQUIREMENTS FOR MEDICAL OR DENTAL	1 SPACE PER 250 S.F. FLOOR AREA
PARKING REQUIREMENTS FOR OFFICE	1 SPACE PER 300 S.F. FLOOR AREA
PARKING REQUIRED FOR MEDICAL OR DENTAL (3,356 S.F.)	14 SPACES
PARKING REQUIRED FOR OFFICE (3,356 S.F.)	12 SPACES
TOTAL PARKING REQUIRED	26 SPACES
REGULAR PARKING PROVIDED	34 SPACES
HANDICAP PARKING PROVIDED	2 SPACES
TOTAL PARKING PROVIDED	36 SPACES
LANDSCAPE AREA REQUIRED	10% OF TOTAL SITE (MIN.) 5,440 S.F.
LANDSCAPE AREA PROVIDED	22,224 S.F. OR 41%


"NO PROTECTED TREES ON SITE"

PROJECT CONTACT LIST	
<b>OWNER</b>	
NORTH TEXAS MUNICIPAL WATER DISTRICT 505 W BROWN STREET WYLIE, TEXAS 75098 CONTACT: GARRETT MURPHEE PHONE: 972-442-5408 EMAIL: garret_murphee@yahoo.com	
<b>DEVELOPER</b>	
SKIN SPECIALISTS OF ALLEN & ADDISON CONTACT: TANYA RODGERS, MD, FAAD PHONE: 847-736-0880 EMAIL: drodgers@skinspecialistsoa.com	
<b>ENGINEER</b>	
TRIANGLE ENGINEERING LLC 1782 W. McDERMOTT DRIVE ALLEN, TEXAS 75013 CONTACT: KARTAVYA PATEL, P.E. PHONE: 469-331-8566 EMAIL: kpatel@triangle-engr.com	
<b>SURVEYOR</b>	
TRAVERSE LAND SURVEYING LLC 14200 MIDWAY ROAD, SUITE 130, DALLAS, TX, 75224. CONTACT: MARK ALLAN NANCE, R.P.L.S. PHONE: 469-784-9321 EMAIL: marknaco@traverselandsurveying.com	

- NOTES**
- "APPLICANT SHALL COMPLY WITH CITY ORDINANCE, CHAPTER 6, HEALTH AND ENVIRONMENT, ARTICLE III, SOLID WASTE, SECTION 6-51 TO 6-80."
  - "APPLICANT SHALL COMPLY WITH ALL IRRIGATION REGULATIONS IN V.T.C.A. ADMINISTRATIVE CODE TITLE 30, CHAPTER 344 RULES ESTABLISHED BY THE STATE OF TEXAS, AND REQUIREMENTS FOR IRRIGATION DESIGN AND WATER CONSERVATION SET IN THE ALLEN LAND DEVELOPMENT CODE SECTION 7.05.6, AND THE CITY OF ALLEN WATER CONSERVATION AND DROUGHT CONTINGENCY AND EMERGENCY RESPONSE PLAN."

PD/PD AMENDMENT CONCEPTUAL EXHIBIT  
PROFESSIONAL OFFICE, MEDICAL OFFICE  
2.017 ACRES (87,881 S.F.)  
LOT 2, BLOCK A  
NORTH SYSTEM EXCHANGE PARKWAY GROUND  
STORAGE ADDITION  
CITY OF ALLEN, COLLIN COUNTY, TEXAS-75013

NO.	DATE	DESCRIPTION	BY
1	5/16/22	1st CITY SUBMITTAL	KP
2	7/29/22	2nd CITY SUBMITTAL	KP
3	08/25/22	3rd CITY SUBMITTAL	KP
4	09/15/22	4th CITY SUBMITTAL	KP
5	12/20/22	5th CITY SUBMITTAL	KP



**EXHIBIT - B**  
**PROFESSIONAL & MEDICAL OFFICE**  
2.017 ACRES (87,882 S.F.)  
EXCHANGE PKWY & JUNCTION DR  
CITY OF ALLEN  
COLLIN COUNTY, TEXAS 75013  
LOT 2, BLOCK A NORTH SYSTEM EXCHANGE PKWY ADDL.

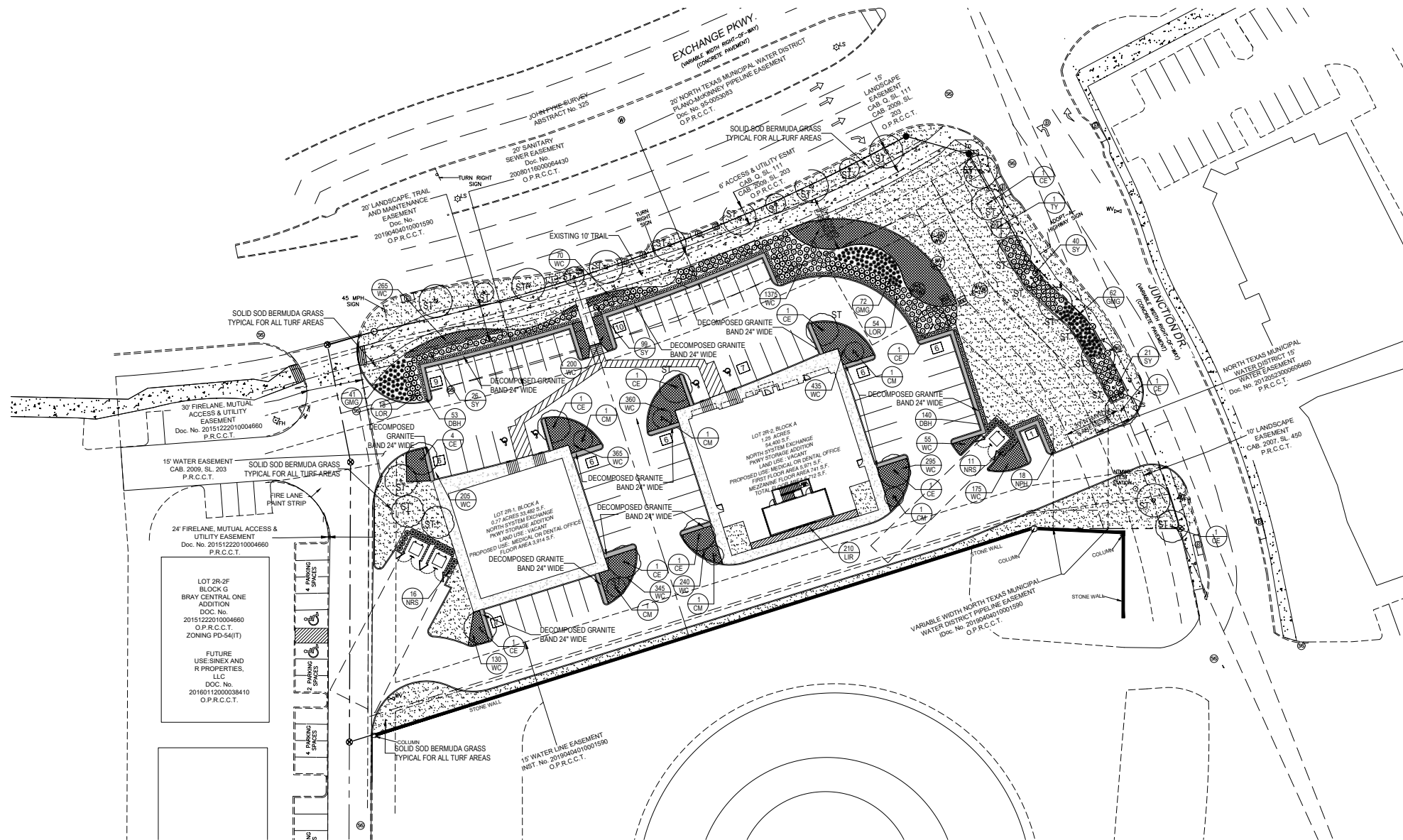
**TRIANGLE ENGINEERING LLC**  
T: 469.331.8566 | F: 469.213.7145 | E: info@triangle-engr.com  
W: triangle-engr.com | 1011782 W. McDermott Drive, Allen, TX 75013

Planning | Civil Engineering | Construction Management

P.E.	DES.	DATE	SCALE	PROJECT NO.	SHEET NO.
KP	MK	05/16/22	SEE SCALE BAR	TR-38-2022	EX-B

TX. P.E. FIRM #11525

LANDSCAPE ARCHITECT  
STUDIO GREEN SPOT, INC.  
1784 W. McDERMOTT DR.  
SUITE 110  
ALLEN, TEXAS 75013  
(469) 369-4448  
CHRIS@STUDIOGREENSPOT.COM



**LANDSCAPE NOTES**

- CONTRACTOR SHALL VERIFY ALL EXISTING AND PROPOSED SITE ELEMENTS AND NOTIFY ARCHITECT OF ANY DISCREPANCIES. SURVEY DATA OF EXISTING CONDITIONS WAS SUPPLIED BY OTHERS.
- CONTRACTOR SHALL LOCATE ALL EXISTING UNDERGROUND UTILITIES AND NOTIFY ARCHITECT OF ANY CONFLICTS. CONTRACTOR SHALL EXERCISE CAUTION WHEN WORKING IN THE VICINITY OF UNDERGROUND UTILITIES.
- CONTRACTOR IS RESPONSIBLE FOR OBTAINING ALL REQUIRED LANDSCAPE AND IRRIGATION PERMITS.
- CONTRACTOR TO PROVIDE A MINIMUM 2% SLOPE AWAY FROM ALL STRUCTURES.
- ALL PLANTING BEDS AND LAWN AREAS TO BE SEPARATED BY STEEL EDGING. NO STEEL TO BE INSTALLED ADJACENT TO SIDEWALKS OR CURBS.
- ALL LANDSCAPE AREAS TO BE 100% IRRIGATED WITH AN UNDERGROUND AUTOMATIC IRRIGATION SYSTEM AND SHALL INCLUDE RAIN AND FREEZE SENSORS.
- ALL LAWN AREAS TO BE SOLID SOD BERMUDAGRASS, UNLESS OTHERWISE NOTED ON THE DRAWINGS.

**GENERAL LAWN NOTES**

- FINE GRADE AREAS TO ACHIEVE FINAL CONTOURS INDICATED ON CIVIL PLANS.
- ADJUST CONTOURS TO ACHIEVE POSITIVE DRAINAGE AWAY FROM BUILDINGS. PROVIDE UNIFORM ROUNDING AT TOP AND BOTTOM OF SLOPES AND OTHER BREAKS IN GRADE. CORRECT IRREGULARITIES AND AREAS WHERE WATER MAY STAND.
- ALL LAWN AREAS TO RECEIVE SOLID SOD SHALL BE LEFT IN A MAXIMUM OF 1" BELOW FINAL FINISH GRADE. CONTRACTOR TO COORDINATE OPERATIONS WITH ON-SITE CONSTRUCTION MANAGER.
- IMPORTED TOPSOIL SHALL BE NATURAL, FRAGILE SOIL FROM THE REGION, KNOWN AS BOTTOM AND SOIL, FREE FROM LIMPS, CLAY, TOXIC SUBSTANCES, ROOTS, DEBRIS, VEGETATION, STONES, CONTAINING NO SALT AND BLACK TO BROWN IN COLOR.
- ALL LAWN AREAS TO BE FINE GRADED. IRRIGATION TRENCHES COMPLETELY SETTLED, AND FINISH GRADE APPROVED BY THE OWNER'S CONSTRUCTION MANAGER OR ARCHITECT PRIOR TO INSTALLATION.
- ALL ROCKS 3/4" DIAMETER AND LARGER, DIRT CLOUDS, STICKS, CONCRETE SPOILS, ETC. SHALL BE REMOVED PRIOR TO PLACING TOPSOIL AND ANY LAWN INSTALLATION.
- CONTRACTOR SHALL PROVIDE (1") ONE INCH OF IMPORTED TOPSOIL ON ALL AREAS TO RECEIVE LAWN.

**SOLID SOD NOTES**

- FINE GRADE AREAS TO ACHIEVE FINAL CONTOURS INDICATED. LEAVE AREAS TO RECEIVE TOPSOIL 3" BELOW FINAL DESIRED GRADE IN PLANTING AREAS AND 1" BELOW FINAL GRADE IN TURF AREAS.
- ADJUST CONTOURS TO ACHIEVE POSITIVE DRAINAGE AWAY FROM BUILDINGS. PROVIDE UNIFORM ROUNDING AT TOP AND BOTTOM OF SLOPES AND OTHER BREAKS IN GRADE. CORRECT IRREGULARITIES AND AREAS WHERE WATER MAY STAND.
- ALL LAWN AREAS TO RECEIVE SOLID SOD SHALL BE LEFT IN A MAXIMUM OF 1" BELOW FINAL FINISH GRADE. CONTRACTOR TO COORDINATE OPERATIONS WITH ON-SITE CONSTRUCTION MANAGER.
- CONTRACTOR TO COORDINATE WITH ON-SITE CONSTRUCTION MANAGER FOR AVAILABILITY OF EXISTING TOPSOIL.
- PLANT SOD BY HAND TO COVER INDICATED AREA COMPLETELY. INSURE EDGES OF SOD ARE TOUCHING. TOP DRESS JOINTS BY HAND WITH TOPSOIL TO FILL VOIDS.
- ROLL GRASS AREAS TO ACHIEVE A SMOOTH, EVEN SURFACE, FREE FROM UNNATURAL UNDULATIONS.
- WATER SOD THOROUGHLY AS SOD OPERATION PROGRESSES.
- CONTRACTOR SHALL MAINTAIN ALL LAWN AREAS UNTIL FINAL ACCEPTANCE. THIS SHALL INCLUDE, BUT NOT LIMITED TO: MOWING, WATERING, WEEDING, CULTIVATING, CLEANING AND REPLACING DEAD OR BARE AREAS TO KEEP PLANTS IN A VIGOROUS, HEALTHY CONDITION.
- CONTRACTOR SHALL GUARANTEE ESTABLISHMENT OF AN ACCEPTABLE TURF AREA AND SHALL PROVIDE REPLACEMENT FROM LOCAL SUPPLY IF NECESSARY.
- SOD INSTALLED DURING DORMANT PERIOD SHALL NOT ME OVER-SEED WITH RYE GRASS PER CITY OF ALLEN STANDARDS.

**LANDSCAPE TABULATIONS (LOT 2R-1):**

TOTAL SITE AREA (33,482 s.f.)

Requirements: 10% of total site area to be landscaped

Required 3,348.2 s.f. (10%)      Provided 6,641 s.f. (20%)

**STREET FRONTAGE - Exchange Parkway (140 l.f.)**

Requirements: For lots greater than 100 feet of street frontage, one (1) shade tree per 30 l.f. of street frontage and one (1) ornamental tree for every two (2) shade trees is also required. Landscape buffer can not be more than 50% turf.

Required (5) trees      Provided (3) shade trees + (2) existing trees

(3) ornamental trees      (1) ornamental tree + (2) existing ornamental trees

1,050 s.f.- 50% max. turf      645 s.f.- 31% turf proposed

**PARKING LOT (28 spaces)**

Requirements: One (1) shade tree and one (1) ornamental tree for every 30 parking spaces. No parking space shall be more than 50 feet from any tree. A headlight screen shall be provided by means of shrubs or berm.

Required (1) trees, 3" cal.      Provided (4) trees, 3" cal.

(1) ornamental trees      (2) ornamental trees

24" ht. evergreen screen      24" ht. evergreen screen

**PLANT MATERIAL SCHEDULE (LOT 2R-1):**

TREES	TYPE	QTY	COMMON NAME	BOTANICAL NAME	SIZE	REMARKS
	CE	7	Cedar Elm	<i>Ulmus crassifolia</i>	4" cal.	container, 13" ht., 5' spread, 6' clear straight trunk
	CM	2	Crepe Myrtle	<i>Lagerstromia indica</i>	3" cal.	container, 8' ht., 3-5 trunks, tree form
SHRUBS	TYPE	QTY	COMMON NAME	BOTANICAL NAME	SIZE	REMARKS
	GMG	41	Gulf Muhly Grass	<i>Muhlenbergia capillaris</i>	3 gal.	container full, well rooted
	LOR	18	Loropetalum	<i>Loropetalum chinensis 'Ruby'</i>	3 gal.	container, 20" ht., 20" spread
	DBH	53	Dwarf Burford Holly	<i>Ilex cornuta 'Burfordii nana'</i>	5 gal.	container, 24" ht., 24" spread
	SY	26	Scotleaf Yucca	<i>Yucca recurvifolia</i>	5 gal.	container, 24" ht., 24" spread
	NRS	16	Nellie R. Stevens	<i>Ilex x 'Nellie R. Stevens'</i>	7 gal.	container, 36" ht., 24" spread
GROUNDCOVERS	TYPE	QTY	COMMON NAME	BOTANICAL NAME	SIZE	REMARKS
	WC	1,385	Purple Wintercreeper	<i>Euonymus fortunei 'Coloratus'</i>	4" pots	3-5 runners min., 12" o.c. solid sod refer to notes
			'419' Bermudagrass	<i>Cynodon dactylon '419'</i>		

NOTE: Plant list is an aid to bidders only. Contractor shall verify all quantities on plan. All heights and spreads are minimums. All plant material shall meet or exceed remarks as indicated. All trees to have straight trunks and be matching within varieties.

**LEGEND**  
DECOMPOSED GRANITE BAND

**LANDSCAPE TABULATIONS (LOT 2R-2):**

TOTAL SITE AREA (54,400 s.f.)

Requirements: 10% of total site area to be landscaped

Required 5,440.0 s.f. (10%)      Provided 22,062 s.f. (41%)

**STREET FRONTAGE - Exchange Parkway (197 l.f.)**

Requirements: For lots greater than 100 feet of street frontage, one (1) shade tree per 30 l.f. of street frontage and one (1) ornamental tree for every two (2) shade trees is also required. Landscape buffer can not be more than 50% turf.

Required (7) trees      Provided (2) shade trees + (5) existing trees

(3) ornamental trees      (3) existing ornamental trees

1,477.5 s.f.- 50% max. turf      1,249 s.f.- 42% turf proposed

**STREET FRONTAGE - Junction Drive (237 l.f.)**

Requirements: For lots greater than 100 feet of street frontage, one (1) shade tree per 30 l.f. of street frontage and one (1) ornamental tree for every two (2) shade trees is also required. Landscape buffer can not be more than 50% turf.

Required (8) trees      Provided (3) shade trees + (5) existing trees

(4) ornamental trees      (1) ornamental tree + (3) existing ornamental trees

1,742 s.f.- 50% max. turf      1,482 s.f.- 43% turf proposed

**PARKING LOT (36 spaces)**

Requirements: One (1) shade tree and one (1) ornamental tree for every 30 parking spaces. No parking space shall be more than 50 feet from any tree. A headlight screen shall be provided by means of shrubs or berm.

Required (2) trees, 3" cal.      Provided (3) trees, 3" cal.

(2) ornamental trees      (3) ornamental trees

24" ht. evergreen screen      24" ht. evergreen screen

**PLANT MATERIAL SCHEDULE (LOT 2R-2):**

TREES	TYPE	QTY	COMMON NAME	BOTANICAL NAME	SIZE	REMARKS
	CE	8	Cedar Elm	<i>Ulmus crassifolia</i>	4" cal.	container, 13" ht., 5' spread, 6' clear straight trunk
	CM	4	Crepe Myrtle	<i>Lagerstromia indica</i>	3" cal.	container, 8' ht., 3-5 trunks, tree form
	TY	1	Tree Yaupon	<i>Ilex vomitoria</i>	3" cal.	B&B, 8' ht., 3-5 trunks, 4" spread, tree form
SHRUBS	TYPE	QTY	COMMON NAME	BOTANICAL NAME	SIZE	REMARKS
	GMG	134	Gulf Muhly Grass	<i>Muhlenbergia capillaris</i>	3 gal.	container full, well rooted
	LOR	54	Loropetalum	<i>Loropetalum chinensis 'Ruby'</i>	3 gal.	container, 20" ht., 20" spread
	DBH	158	Dwarf Burford Holly	<i>Ilex cornuta 'Burfordii nana'</i>	5 gal.	container, 24" ht., 24" spread
	SY	160	Scotleaf Yucca	<i>Yucca recurvifolia</i>	5 gal.	container, 24" ht., 24" spread
	NRS	11	Nellie R. Stevens	<i>Ilex x 'Nellie R. Stevens'</i>	7 gal.	container, 36" ht., 24" spread
GROUNDCOVERS	TYPE	QTY	COMMON NAME	BOTANICAL NAME	SIZE	REMARKS
	LIR	210	Liriope 'Super Blue'	<i>Liriope muscari 'Super Blue'</i>	4" pots	container full, well rooted
	WC	3,135	Purple Wintercreeper	<i>Euonymus fortunei 'Coloratus'</i>	4" pots	3-5 runners min., 12" o.c. solid sod refer to notes
			'419' Bermudagrass	<i>Cynodon dactylon '419'</i>		

NOTE: Plant list is an aid to bidders only. Contractor shall verify all quantities on plan. All heights and spreads are minimums. All plant material shall meet or exceed remarks as indicated. All trees to have straight trunks and be matching within varieties.



**PROFESSIONAL MEDICAL OFFICE**  
EXCHANGE PARKWAY  
CITY OF ALLEN, COLLIN COUNTY, TEXAS

**ISSUE:**  
FOR APPROVAL 05.24.2022  
CITY COMMENT 07.28.2022  
CITY COMMENT 08.29.2022  
CITY COMMENT 09.14.2022  
NTMWD COMMENT 12.20.2022  
CITY COMMENT 12.22.2022

**DATE:**

12.22.2022

**SHEET NAME:**

LANDSCAPE PLAN

**SHEET NUMBER:**

L.2

MATERIAL LEGEND			
DESCRIPTION	HATCH	MANUFACTURER	COLOR
STONE		CORONADO STONE	6" WHITE LIMESTONE WHITE "NO COLOR" <a href="https://coronado.com/6insplitlimestone/">https://coronado.com/6insplitlimestone/</a>
FACE BRICK		BLACKSON BRICK HEBRON OPUS	HEBRON OPUS MODULAR SMOOTH <a href="https://www.blacksonbrick.com/brick_and_stone/opus/">https://www.blacksonbrick.com/brick_and_stone/opus/</a>
ALUMINUM PRINTED PANELS WOOD		DIZAL PANELS	JATOBA VARIEGRATED DARK 104-02 <a href="https://www.dizal.com/albums">https://www.dizal.com/albums</a>
STUCCO		STO	POWER WALL SYNTHETIC STUCCO WHITE
COMPOSITION SHINGLES		TAMKO	STORM FIGHTER IR COLOR: RUSTIC BLACK
STANDING SEAM ROOF AWINGS		FIRESTONE UNA-CLAD GYSCAPE	NON MATTE SEMI-METALLIC CHARCOIL GREY
DOORS		KELLY MOORE	KM4883 BLACK CAT
VINYL WINDOWS		AMERITEX VINYL	KM489 BLACK OAK
AWNINGS		AVEDEK	CHARCOIL GREY

- GENERAL NOTES: EXTERIOR ELEVATIONS**
- THE FACADE PLAN/ EXTERIOR ELEVATION IS FOR CONCEPTUAL PURPOSES ONLY. ALL BUILDING PLANS REQUIRE REVIEW AND APPROVAL BY DEVELOPMENTS SERVICES.
  - ATTIC ACCESS WILL BE PROVIDED WITHIN THE INTERIOR OF THE SHELL CONSTRUCTION
  - ALL MECHANICAL UNITS SHALL BE SCREENED FROM THE PUBLIC VIEW AS REQUIRED PER THE ZONING ORDINANCE.
  - ALL UTILITIES BOXES AND CONDUIT TO BE PAINTED TO MATCH THE BUILDING.
  - ALL SIGNAGE SUBJECT TO THE DEVELOPMENT SERVICES APPROVAL.
  - APPROVAL EXTERIOR ELEVATION/ FACADE PLAN SHALL BE POSTED ONSITE AT ALL TIMES.
  - PROJECT MOCKUP OF THE BUILDING MATERIALS TO BE USED ON THE STRUCTURE SHALL BE INSTALLED & REVIEWED BY THE PLANNING DIVISION. MATERIAL SHALL NOT BE PLACED ON THE STRUCTURE UNTIL APPROVED AND GREEN TAG IS RECEIVE BY THE PLANNING DIVISION.
  - ALL DOWNSPOUTS AND GLITTERS TO MATCH ADJACENT SURFACE, FULLY PAINTED.
  - CONNECT ALL DOWNSPOUTS TO UNDERGROUND DRAINAGE WITH PVC DRAINAGE BOOT. NO EXCEPTIONS
  - REFERENCE SITE PLAN FOR LOCATION OF HVAC UNITS ON GROUND SCREENED PER CODE
  - REFERENCE CIVIL DRAWING FOR LOCATION OF DUMPSTER.

**SOUTH ELEVATION- MATERIAL CALCULATIONS**

WALL AREA	GLAZING AREA	WOOD PROVIDED	BRICK PROVIDED	STUCCO PROVIDED
1100.2151 SQ. FT.	150.625 SQ. FT.	148 10 SQ. FT.	08 259.3506 SQ. FT.	1248 690.2395 SQ. FT.

**ACTION**

APPROVED	DENIED
STAFF _____ DATE _____ INITIALS _____	STAFF _____ DATE _____ INITIALS _____
PAZ _____ DATE _____ INITIALS _____	PAZ _____ DATE _____ INITIALS _____
NEIGHBORHOOD _____	NEIGHBORHOOD _____

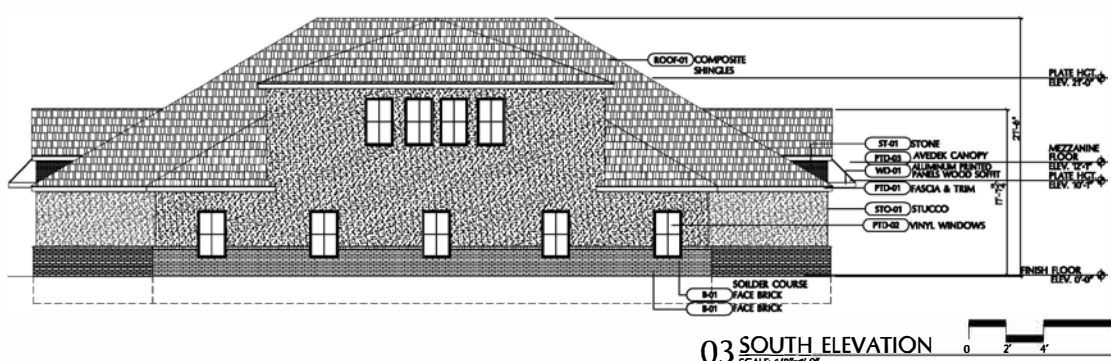
SEE THE STATE APPROVAL LETTER OR PAZ RESULT REGARD FOR ANY CONDITIONS ASSOCIATED WITH THE APPROVAL OF THE PROJECT.



**Design + Solutions**  
4131 N. CENTRAL EXPRESSWAY, SUITE 900  
DALLAS, TEXAS 75204  
T. 214.587.9180  
F. 214.587.9181

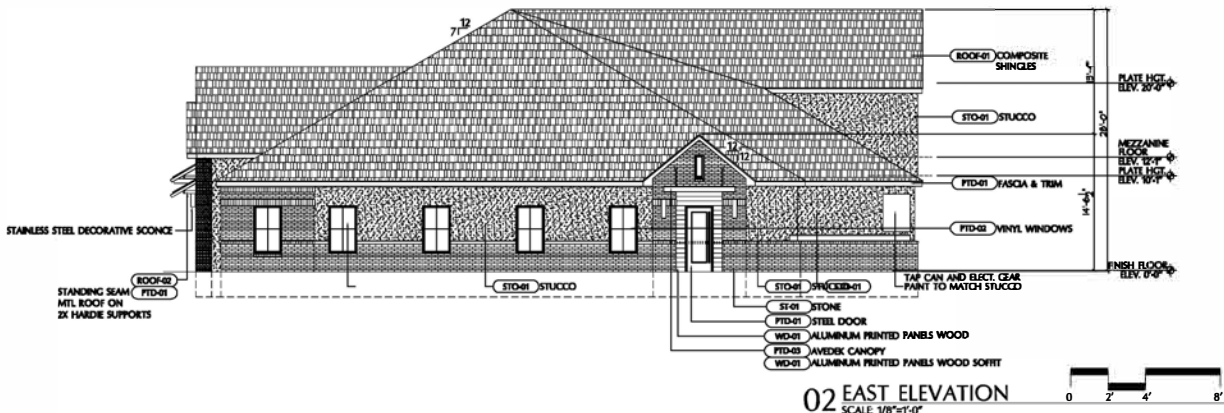
OWNER:  
SKIN SPECIALIST  
7101 RAIN TREE CIRCLE  
TWIN CREEK MEDICAL  
ALLEN TEXAS 75013

PROJECT NAME:  
**SKIN SPECIALIST  
TRIANGLE SUBDIVISION  
LOT 1 BLOCK A  
EXCHANGE PARKWAY & N. WATTERS ROAD  
CITY OF ALLEN  
COLLIN COUNTY, TEXAS 75013**



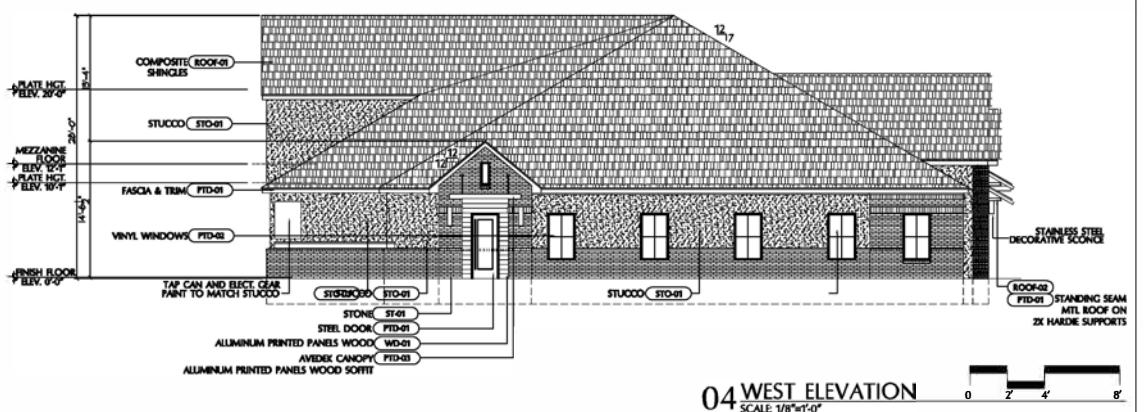
**EAST ELEVATION- MATERIAL CALCULATIONS**

WALL AREA	GLAZING AREA	WOOD PROVIDED	BRICK PROVIDED	STUCCO PROVIDED
918.60 SQ. FT.	150 SQ. FT.	168 140.2251 SQ. FT.	48 348.73 SQ. FT.	388 372.2019 SQ. FT.



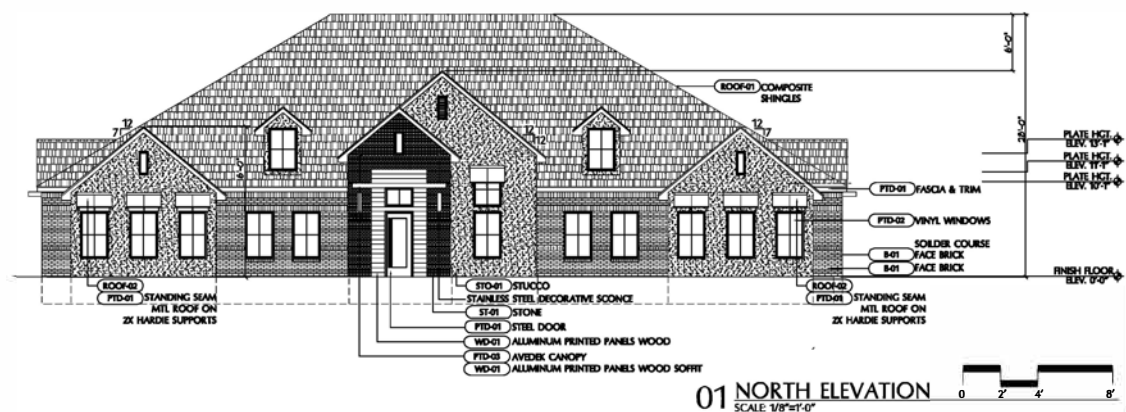
**WEST ELEVATION- MATERIAL CALCULATIONS**

WALL AREA	GLAZING AREA	WOOD PROVIDED	BRICK PROVIDED	STUCCO PROVIDED
918.60 SQ. FT.	150 SQ. FT.	168 140.2251 SQ. FT.	48 348.73 SQ. FT.	388 372.2019 SQ. FT.



**NORTH ELEVATION- MATERIAL CALCULATIONS**

WALL AREA	GLAZING AREA	WOOD PROVIDED	BRICK PROVIDED	STUCCO PROVIDED
1345.28 SQ. FT.	241.77 SQ. FT.	218 80.4502 SQ. FT.	78 434.5273 SQ. FT.	388 388.5152 SQ. FT.



ISSUE DATE	ISSUE TYPE
08/29/2022	EXTERIOR ELEVATION REVIEW

Contractor shall verify all conditions and dimensions at the job site and notify the designer of any dimensional errors, omissions or discrepancies before beginning of fabricating or constructing any work.  
DO NOT SCALE OFF DRAWINGS

PROJECT NO: 004-15  
PROJECT MCR: 01  
DATE: 07/29/2022

EXTERIOR ELEVATIONS  
**A4.00**

**January 17, 2023 Planning and Zoning Commission Meeting Minutes**

Conduct a Public Hearing and consider a request to amend the development regulations of Planned Development No. 54 with a base zoning of Community Facilities and adopt a Concept Plan, Building Elevations, and Landscape Plan for Lot 2, Block A, North System Exchange Parkway Ground Storage Addition, generally located southwest of Exchange Parkway and Junction Drive. (ZN-052722-0009) [Medical Offices - NTMWD]

Ms. Angel, Planning Manager, presented the item to the Commission.

Ms. Angel noted that staff is in support of the agenda item.

Chair Metevier opened the public hearing,

With no one speaking, Chair Metevier closed the public hearing.


**Motion:** Upon a motion by Commissioner Shaikh and a second by 1<sup>st</sup> Vice-Chair Smiddy, the Commission voted 7 IN FAVOR and 0 OPPOSED to recommend approval of the request to amend the development regulations of PD-54 with a base zoning of Community Facilities, as presented. The motion carried

**ATTENDANCE:**

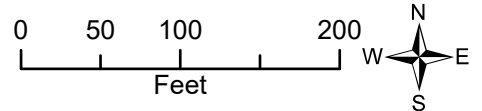
**Commissioners Present:**

Dan Metevier, Chair  
Michael Smiddy, 1<sup>st</sup> Vice-Chair  
Kenneth Cook, 2<sup>nd</sup> Vice-Chair  
Todd Price  
Elias Shaikh  
Gary Stocker  
Jason Wright

**Absent:**



Medical Office (NTMWD)  
955 W. Exchange Pkwy.



**Legend**

- Collin CAD Parcels
- Subject Property
- 200' Buffer

Note: This map is for illustrative purposes only please contact Community Development for more details. 214-509-4160 **105**