City Council Regular Meeting Agenda
Tuesday, September 15, 2026 7:00 PM
Kyle City Hall, Council Chambers,
100 W. Center Street, Kyle, TX 78640

I. Call Meeting to Order, Roll Call, and Excuse Absences

II. Approval of Minutes

1. Consider approval of City Council meeting minutes:
   A. August 27, 2026 Special
   B. September 1, 2026 Special
   C. September 1, 2026 Regular
   (Item Presenter: Jennifer Kirkland, TRMC, City Secretary)
   Exhibit 1 - 2026 0827 Draft Special
   Exhibit 2 - 2026 0901 Draft Special
   Exhibit 3 - 2026 0901 Draft Regular

III. Citizen Comment Period with City Council

The City Council welcomes comments from Citizens early in the agenda of City Council meetings. Those wishing to speak are encouraged to sign in before the meeting begins. Speakers will be provided with an opportunity to speak during this time period on any agenda item or any other matter concerning city business, and we ask they observe the three-minute time limit.

IV. Agenda Order

2. Agenda Order per Rules of Council Sec. B1.
   (Item Presenter: Yvonne Flores-Cale, Mayor)

V. Recognitions

3. Special Recognition of the Kyle Police Department Forensic Investigators as part of National Forensic Science Week, September 14-20, 2026.
   (Item Presenter: Jeff Barnett, Chief of Police)

VI. Consent Agenda

4. Consider approval of a Resolution of the City Council of the City of Kyle, Texas reappointing Patricia Palacios to Seat 4 and appointing Amanda Villarreal Salvo to Seat 2 of the Board of Adjustment, each for two-year terms expiring September 2028; and declaring an effective date.
   (Item Presenter: Jason Lutz, Interim Director of Planning)
   Exhibit 1 - Staff Memo
   Exhibit 2 - Presentation
   Exhibit 3 - Resolution

5. Consider approval of a Resolution to record the annual review of the City's Investment Policy as required under the Public Funds Investment Act (PFIA) and to document findings that no significant changes to the policy or to the investment strategies are necessary in the 2026 review.
(Item Presenter: Perwez A. Moheet, CPA, Interim City Manager & Director of Finance)
Exhibit 1 - Staff Memo
Exhibit 2 - Presentation
Exhibit 3 - Resolution
Exhibit 4 - Investment Policy 9-15-2026

VII. Items Pulled from Consent Agenda

VIII. Consider and Possible Action

6. Consider approval of a Resolution regarding a request by Denecia Clark for exceptions from Chapter 41 (Subdivisions) of the City's Code of Ordinances related to minimum width at the front property line (Chapter 41, Article V, Sec. 136 (a)(2)), access requirements (Chapter 41, Article V, Sec. 136 (a)(3)), and lot depth to average width ratio (Chapter 41, Article V, Sec. 136 (c)), for the proposed final plat of a property located at approximately 1776 Satterwhite Road in the City of Kyle Extraterritorial Jurisdiction. (VR-25-0011)
The Planning & Zoning Commission voted 4-0 to recommend approval on 8/25/2026.
   - Public Hearing

(Item Presenter: Anjali Naini, Senior Planner)
Exhibit 1 - Staff Memo
Exhibit 2 - Presentation
Exhibit 3 - Resolution
Exhibit 4 - Variance Letter
Exhibit 5 - Plat

7. Consider approval of a Resolution regarding a request by Albino and Olga Lopez for an exception from Chapter 41 (Subdivisions) of the City's Code of Ordinances related to minimum lot size for lots served by on-site septic (Chapter 41, Sec. 41-136(a)(1)), for the proposed replat of a property located at 706 Green Pastures Drive in the City of Kyle Extraterritorial Jurisdiction. (VR-26-0016)
The Planning & Zoning Commission voted 4-0 to recommend approval on 8/25/2026.
   - Public Hearing

(Item Presenter: Anjali Naini, Senior Planner)
Exhibit 1 - Staff Memo
Exhibit 2 - Presentation
Exhibit 3 - Resolution
Exhibit 4 - Variance Request Letter
Exhibit 5 - Engineer Summary Letter
Exhibit 6 - Plat

8. Consider approval of a Resolution authorizing Amendment No. 2 to the Blanco River Ranch (Phase One Residential Area) De-annexation and Development Agreement with HM BRR Development, Inc. and HM 6 Creeks Development, Inc.
(Item Presenter: Aimee Alcorn-Reed, City Attorney)
Exhibit 1 - Staff Memo

Exhibit 2 - Presentation
Exhibit 3 - Resolution
Exhibit 4 - Amendment

9. Consider approval of a Resolution: (1) accepting the Settlement Points and Term Sheet as negotiated by the Interim City Manager with Messrs. Larry Gawlik and Victor Aellen, the two named petitioners and residents of the 6 Creeks development in the rate appeal proceeding before the Texas Public Utility Commission Docket No. 58988, (2) to resolve and secure withdrawal of their appeal challenging the City's application of outside-City water and wastewater service rates, and (3) directing the City Attorney to prepare and bring forward for the City Council's consideration and approval at its September 24, 2026 meeting, an Agreement to memorialize and codify the terms and provisions set forth in the agreed upon Settlement Points & Term Sheet as attached to this agenda item.
(Item Presenter: Perwez A. Moheet, CPA, Interim City Manager & Director of Finance)
Exhibit 1 - Staff Memo
Exhibit 2 - Presentation
Exhibit 3 - Settlement Points & Term Sheet for Withdrawal of Rate Appeal Petition 8-28-2026

10. Conduct a public hearing to obtain comments on the City of Kyle's Proposed Budget for Fiscal Year 2026-27 totaling $437,639,029, as amended by the City Council in the total amount of $2,942,349 in increased operating and capital expenditures. The amended proposed budget includes a proposed property tax rate of $0.5600 per $100/taxable valuation, a reduction of $0.0357 per $100 or 5.99%, no increase for water service rates, no increase for wastewater service rates, no increase for storm drainage fees, a 2.5% increase for solid waste services (trash collection), all other fees and charges for various city services as provided for in the fee schedule, capital improvement plan expenditures, and the deletion of eleven (11.0) full-time equivalent positions for a net total of 460.0 proposed positions.
(RELATED AGENDA ITEM 1 OF 5)
(Item Presenter: Perwez A. Moheet, CPA, Interim City Manager & Director of Finance)
Exhibit 1 - Staff Memo
Exhibit 2 - Presentation
Exhibit 3 - Amendments to Proposed Budget for FY 2026-27 Approved by City Council on 9-5-2026
Exhibit 4 - Amendments to Proposed Budget for FY 2026-27 Approved by City Council on 8-27-2026
Exhibit 5 - Interim City Manager's Budget Transmittal 7-28-2026
Exhibit 6 - Budget Presentation for FY 2026-27 8-1-2026
Exhibit 7 - Interim City Manager's Proposed Budget for FY 2026-27 8-1-2026 2
Exhibit 8 - Notice of Meeting to Vote on Tax Rate 9-2-2026
Exhibit 9 - Notice About 2026 Tax Rates 8-26-2026
Exhibit 10 - Notice of City Council Meetings to Consider Adoption of Budget & Tax Rates for FY 2026-27 8-5-2026
Exhibit 11 - 2026 Taxpayer Impact Statement
Exhibit 12 - List of Encumbrances Rollover From FY 2026 to FY 2027

11. Conduct a public hearing to obtain comments on the proposal to adopt the City of Kyle's ad valorem tax rate (property tax rate) at $0.5600 per $100 of taxable assessed valuation for Tax Year 2026 and Fiscal Year 2026-27. This is a $0.0357 per $100 of taxable assessed valuation or 5.99% reduction from the current adopted tax rate of $0.5957 per $100 of taxable assessed valuation.
(RELATED AGENDA ITEM 2 OF 5)
(Item Presenter: Perwez A. Moheet, CPA, Interim City Manager & Director of Finance)
Exhibit 1 - Staff Memo
Exhibit 2 - Presentation
Exhibit 3 - 2026 Certified Property Tax Rate Calculation Worksheet 8-12-2026
Exhibit 4 - Notice on Meeting to Vote on Tax Rate 9-2-2026
Exhibit 5 - Notice About 2026 Tax Rates 8-26-2026
Exhibit 6 - Notice of Council Meetings on Adoption of Budget & Tax Rates for FY 2026-27 8-5-2026
Exhibit 7 - 2026 Taxpayer Impact Statement

12. *(Second Reading)* Consider approval of an Ordinance adopting the annual budget totaling $437,639,029, as amended by the City Council, for the ensuing fiscal year beginning October 1, 2026 and ending September 30, 2027; appropriating revenue and expenditure amounts thereof for city funds, authorizing no rate increase for water service rates, no rate increase for wastewater service rates, no increase in storm drainage fees, a 2.5% increase in solid waste service charges, all other fees and charges for various city services as provided for in the fee schedule, capital improvement plan expenditures, elimination of eleven (11) full-time positions for a net total of 460.0 positions, and authorizing for the carryover of encumbrances, all associated schedules and documents; and repealing all Ordinances in conflict herewith; and providing for an effective date.
(RELATED AGENDA ITEM 3 OF 5 & ROLL CALL VOTE IS REQUESTED)
The City Council voted 7-0 to approve on first reading on 9/5/2026.
(Item Presenter: Perwez A. Moheet, CPA, Interim City Manager & Director of Finance)
Exhibit 1 - Presentation
Exhibit 2 - Amendments to Proposed Budget for FY 2026-27 Approved by City Council on 9-5-2026
Exhibit 3 - Amendments to Proposed Budget for FY 2026-27 Approved by City Council on 8-27-2026
Exhibit 4 - Information Requested by CM Zapata for Consideration of Budget Amendment to Pay A One-Time $1,800 Rest & Recognition Payment to All Civilian City Employees in FY 2026-27
Exhibit 5 - Information Requested by CM Harris for Consideration of Budget Amendment to Pay A 3.0% General Wage Increase to All Civilian Non-Management City Employees in FY 2026-27
Exhibit 6 - Interim City Manager's Budget Transmittal to City Council 7-28-2026
Exhibit 7 - Budget Presentation FY 2026-27 8-1-2026
Exhibit 8 - Interim City Manager's Proposed Budget for FY 2026-27 7-28-2026
Exhibit 9 - Ordinance
Exhibit 10 - Notice of Meeting to Vote on Tax Rate 9-2-2026
Exhibit 11 - Notice About 2026 Tax Rates 8-26-2026
Exhibit 12 - Notice of City Council Meetings on Adoption of Budget & Property Tax

Rates for FY 2026-27 8-5-2026
Exhibit 13 - 2026 Taxpayer Impact Statement
Exhibit 14 - List of Encumbrances Rollover From FY 2026 to FY 2027

13. *(Second Reading)* Consider approval of an Ordinance of the City of Kyle adopting the ad valorem tax rate (property tax rate) of $0.5600 per $100 of taxable assessed valuation for Tax Year 2026 or Fiscal Year 2026-27, which consists of a maintenance and operations (M&O) tax rate of $0.3687 per $100 of taxable assessed valuation and an interest and sinking (I&S) tax rate of $0.1913 per $100 of taxable assessed valuation, each of which is separately approved; providing for the levy of ad valorem taxes for use and support of the municipal government of the City of Kyle for the Fiscal Year 2026-27 beginning October 1, 2026 and ending September 30, 2026; providing for apportioning each tax levy for specific purposes; providing when ad valorem taxes shall become due and when same shall become delinquent if not paid.
(RELATED AGENDA ITEM 4 OF 5 & ROLL CALL VOTE IS REQUESTED)
The City Council voted 6-1 to approve on first reading on 9/5/2026.
(Item Presenter: Perwez A. Moheet, CPA, Interim City Manager & Director of Finance)
Exhibit 2 - Staff Memo to City Council on Property Tax Rates for FY 2026-27 8-27-2026
Exhibit 3 - Presentation on Property Tax Rate Information Provided to City Council on 8-27-2026
Exhibit 4 - Staff Memo to City Council on Property Tax Rates for FY 2026-27 8-13-2026
Exhibit 5 - Presentation on Property Tax Rate Information Provided to City Council on 8-13-2026
Exhibit 6 - Ordinance
Exhibit 7 - 2026 Certified Property Tax Rate Calculation Worksheet 8-12-2026
Exhibit 8 - Notice on Meeting to Vote on Tax Rate 9-2-2026
Exhibit 9 - Notice About 2026 Tax Rates 8-26-2026
Exhibit 10 - Notice of City Council Meetings on Adoption of Budget & Tax Rates for FY 2026-27 8-5-2026
Exhibit 11 - 2026 Taxpayer Impact Statement

14. *(Second Reading)* Consider approval of an Ordinance ratifying the ad valorem tax revenues (property taxes) reflected in the budget for Fiscal Year 2026-27 which will raise slightly more revenue from ad valorem taxes (property taxes) than in the prior Fiscal Year 2025-26.
(RELATED AGENDA ITEM 5 OF 5 & ROLL CALL VOTE IS REQUESTED)
The City Council voted 6-1 to approve on first reading on 9/5/2026.
(Item Presenter: Perwez A. Moheet, CPA, Interim City Manager & Director of Finance)
Exhibit 1 - Staff Memo
Exhibit 2 - Presentation
Exhibit 3 - Ordinance
Exhibit 4 - 2026 Certified Property Tax Rate Calculation Worksheet 8-12-2026
Exhibit 5 - 2026 Taxpayer Impact Statement

15. *(First Reading)* Consider approval of an ordinance (Budget Amendment #5) amending the City's approved budget for FY 2025-2026 by increasing total appropriations in an amount not to exceed $52,000 from the City's General Fund balance for services related to investigation action into the City's road bond program, pursuant to the City Council's September 1, 2026 approval of an amendment to the engagement letter with TXLAW, P.C., dba PNT Law Firm.
(Item Presenter: Holly Holt-Torres, Assistant Director of Finance)
Exhibit 1 - Staff Memo
Exhibit 2 - Ordinance
Exhibit 3 - September 1, 2026 Council Agenda

16. *(First Reading)* Consider approval of an Ordinance (Budget Amendment #6) amending the City's approved budget for FY 2025-2026 by increasing total appropriations in an amount not to exceed $100,000 from the City's Water Utility Fund balance and the City's Wastewater Utilities Fund balance for legal services related to PUC Docket No. 58988, pursuant to the City Council's September 1, 2026 approval of an amendment to the engagement letter with Lloyd Gosselink Rochelle & Townsend, P.C, for a total contract amount not to exceed $300,000.00.
(Item Presenter: Holly Holt-Torres, Assistant Director of Finance)
Exhibit 1 - Staff Memo
Exhibit 2 - Ordinance
Exhibit 3 - September 1, 2026 Council Agenda

IX. City Council Items

17. Consider and possible action to direct the Interim City Manager to bring forward the appropriate resolution and/or ordinance necessary to amend the City of Kyle's outside-city water rates, establishing such rates at no more than thirty percent (30%) above the corresponding inside-city water rates.
(Item Presenter: Courtney Goza, Council Member)

X. Executive Session

18. Pursuant to Chapter 551, Texas Government Code, the City Council reserves the right to convene into Executive Session(s) from time to time as deemed necessary during this meeting. The City Council may convene into Executive Session pursuant to any lawful exception contained in Chapter 551 of the Texas Government Code including any or all of the following topics.
    a. **Executive session pursuant to Texas Government Code §551.071,** and Texas Disciplinary Rules 1.05 **and pursuant to Texas Government Code §551.072** to:
        i. Consult with the City Attorney and the City's outside property acquisition attorney (Kent A. Sick) concerning legal issues related to the acquisition of property for transportation improvements and related infrastructure, including, but not limited to the City's road bond projects and water and wastewater utility infrastructure; and
        ii. Discuss the possible purchase, exchange, lease, or value of real estate related to same.

19. Take action on items discussed in Executive Session.

XI. Adjourn

One or more members of the board may participate in the meeting by videoconference pursuant to Section 551.127, Texas Government Code, provided that a quorum of the board will be present at Kyle City Hall.
Posted this 9th day of September, 2026, prior to 6:45 p.m.

At any time during the City Council meeting, the City Council may elect to go into an Executive Session to discuss any item on the agenda for which state law authorizes an Executive Session to be held. If the City Council elects to go into an Executive Session regarding an agenda item, the presiding officer will first announce the section of the law authorizing a closed meeting. The description of an item in Executive Sessions constitutes the written interpretation by the City Attorney of Chapter 551 of the Texas Government Code and the legal opinion of the City Attorney that said item may be discussed in a closed meeting.

Under the Americans with Disabilities Act, an individual with a disability must have equal opportunity for effective communication and participation in public meetings. Kyle City Hall is wheelchair accessible. Individuals who require auxiliary aids, interpretive services, and/or other services for this meeting should submit a request at https://forms.cityofkyle.gov/Public-Meetings-ADA-Accommodation-Request-Form or call (512) 262-1010, 48 hours in advance of the meeting.

The City Council of the City of Kyle, Texas met in Special Session on August 27, 2026 at Kyle City Hall with the following persons present:

Mayor Yvonne Flores-Cale
Mayor Pro Tem Michael Tobias
Council Member Courtney Goza
Council Member Melisa Medina
Council Member Claudia Zapata
Council Member Lauralee Harris
Council Member Marc McKinney*
Perwez Moheet, Interim City Manager & Director of Finance
Amber Schmeits, Deputy City Manager
Jesse Elizondo, Assistant City Manager
Aimee Alcorn-Reed, City Attorney
Jennifer Kirkland, City Secretary
Julie Beggs, Director, Human Resources & Civil Service
Amy Caswell, Payroll Administrator
Alison Kelly, Public Information Officer
Jason Lutz, Interim Director of Planning
Kelly Stilwell, Building & Code Official
Victoria Vargas, Director of Economic Development
Andy Alejandro, Interim Deputy Finance Director
Holly Holt-Torres, Asst. Dir. of Finance
Dillon Saunderson, Budget Manager
Zachary Boytos, Senior Budget Analyst, CIP
Angel Avila, Budget Analyst
Marco Forti, Director of IT
Chris Myles, IT Network Administrator
Leslie Scott, Director of Library Svcs.
Will Atkinson, Parks Planning & Proj. Mgr.
James Jones, Police Commander
Timothy Griffith Police Commander
Daniel Gooding, Police Commander
Juan Bazaldua, Police Officer
Mike Murphy, Director of Water Utilities
Tim Samford, Asst. Dir. of Water Utilities
Blake Neffendorf, Asst. Dir. of Water Utilities
Leon Barba, City Engineer
Chris Arnold, Deputy Dir. of Trans. & Pub. Works
Lu Zhang, Asst. Dir. of CIP & Planning
Rick Klatt, H.W. Lochner, City's 2022 Road Bond Program Manager
Ruby Bueno-Garcia, K Friese & Associates

Citizen Comments:

Emily Sorensen
David Kirtley
Josh Keller
Leah Kaufman
Anne Duhon
Lila Knight
Timothy A. Kay
Evangelina Chapa
Kenneth Rocha
Jennell Rayos
Betty Conley

I. Call Meeting to Order and Roll Call

Mayor Flores-Cale called the meeting to order at 6:00 p.m. Mayor Flores-Cale asked the city secretary to call roll.

Present were: Mayor Flores-Cale, Mayor Pro Tem Tobias, Council Member Goza, Council Member Medina, Council Member Zapata, Council Member Harris, and Council Member McKinney. A quorum was present. The Pledge of Allegiance was recited.

II. Citizen Comment Period with City Council

Mayor Flores-Cale opened citizen comments at 6:01 p.m.

*One or more members of the governing body may participate in the meeting by videoconference pursuant to Section 551.127, Texas Government Code, provided that a quorum of the governing body will be present at Kyle City Hall.

DRAFT

Emily Sorensen was called to speak as registered in favor of the Vybe Trail. She urges Kyle City Council to preserve the planned Center Street segment of the Vybe Trail, arguing it is essential to downtown connectivity, pedestrian activity, local business success, and the city's long-term vision. She cautions that replacing it with a standard sidewalk would undermine residents' investment and trust in the city's commitments.

David Kirtley was called to speak as registered in favor of the Vybe Trail. He strongly supported the Vybe Trail, arguing that the Center Street segment must remain 12 feet wide for safe pedestrian and bicycle use and is essential to connecting East and West Kyle. He contends that replacing or rerouting it would undermine downtown revitalization, sacrifice economic and safety benefits, and create additional long-term costs despite appearing to offer short-term budget savings.

Josh Keller was called to speak as registered in favor of the Vybe Trail. He was the former Trails Committee Chairperson. He urges the Council to preserve the planned 12-foot Vybe Trail, emphasizing its importance as the center of Kyle's trail network and a complement to the City's dirt and other trail systems. He proposed forming a Vybe Committee to work with affected residents and property owners to solve concerns about parking and private land rather than reducing the trail to six feet.

Leah Kaufman was called to speak as registered in favor keeping Item No. 1 as is. She urged the Council to preserve the Center Street project and planned Vybe Trail, emphasizing that the 12-foot shared-use path is essential to Kyle's east-west connectivity and is not equivalent to a six-foot sidewalk. She argued that voters approved funding with these improvements in mind and that completing the project now could avoid greater costs, disruption, and retrofitting expenses later.

Anne Duhon was called to speak as registered, on behalf of the Kyle Trail Coalition. She supported preserving the Vybe Trail along Center Street while acknowledging the need to control project costs. She urged Council to explore alternatives—such as retaining overhead utilities, using easements, adjusting roadway designs, or evaluating the true cost of rerouting the trail—before eliminating the connection, emphasizing its long-term value to Kyle's connectivity.

Lila Knight was called to speak as registered regarding Item No. 1. She asked Council to consider the historic character of Center Street before expanding sidewalks or building the planned Vybe Trail. She argued that a wider concrete trail and buffers could remove mature trees and landscaping and fundamentally alter the historic neighborhood, urging Council to preserve Kyle's history and character.

Timothy A. Kay was called to speak as registered. He stated that he represents himself, his wife and his daughter, Cecily. They own a home on Center Street. He opposed the planned 12-foot Vybe Trail and supports a six-foot path, citing concerns about safety, liability, congestion, and large groups of cyclists. His primary concern is protecting a century-old heritage oak and other mature landscaping on his property, which he believes could be severely damaged by the wider trail, road expansion, and underground utilities.

Evangelina Chapa requested to speak. She lives on Center Street and has lived there for 52 years. She raised concerns about how the sidewalk/trail project could affect property owners, particularly their ongoing maintenance responsibilities and potential liability. She says residents in the historic

DRAFT

Old Town area have not been adequately informed about the project's impacts and asks the City to protect homeowners from potential legal and property-related consequences.

Kenneth Rocha was called to speak as registered. He asked Council to review the Vybe Trail ordinance and pursue consistency across the Center Street corridor, noting that many existing Vybe segments are 10 feet wide despite the ordinance calling for 10–12 feet and the Center Street design calling for 12 feet. He urged fiscal discipline, supporting cost savings and reduced debt while cautioning against treating proposed budget surpluses as excess funds.

Jennell Rayos was called to speak as registered in favor of the Vybe. She argued that the Vybe Trail is fundamentally about connectivity, equity, and community, particularly for low-income residents who may rely on walking, biking, and safe public paths to access stores and neighborhoods. She urged Council to preserve a wide, accessible trail that connects East and West Kyle and serves all residents rather than primarily benefiting wealthier communities.

Betty Conley requested to speak. She asked Council to ensure the Vybe Trail accommodates vulnerable and mobility-limited residents, including children, seniors, and people with disabilities. She raised concerns about sharing a 12-foot path with bicycles and golf carts and emphasizes the need for safe pedestrian space and accessible parking.

With no one else wishing to speak, Mayor Flores-Cale closed citizen comments at 6:40 p.m.

III. Consider and Possible Action

1. Receive a report, hold a discussion, and provide staff feedback regarding the scope re-evaluations for Center Street on-system and off-system projects as part of the 2022 Road Bond program including but not limited to the following discussion points:
    - Original and current project budget, including expenditures incurred to date, encumbrances and obligations, and remaining available project budget
    - General project improvements including road, pedestrian facilities, illumination, signage, intersection improvements, utility relocations, etc.
    - Status of easement and right-of-way acquisition
    - Impacts on properties, public parking spaces, drainage, and others from the construction of the 12-foot Vybe Trail and the construction of the 6-foot sidewalk

    (Item Presenter: Leon Barba, P.E., City Engineer)

Mr. Barba introduced Rick Klatt with H.W. Lochner who presented the item. Mr. Klatt provided that some of the costs as published in the agenda packet are incorrect. Mr. Lutz provided information on the right-of-way requirements. Ms. Schmeits also provided information. Mr. Moheet steered the conversation back to Center Street and the associated portion of the Vybe Trail, with clarification that a full Vybe Trail presentation will be coming at the September 10, 2026 Council Meeting. Mr. Barba provided information about the municipal maintenance agreement in effect with TxDOT and the City of Kyle related to sidewalks. No action was taken.

Council Member Goza moved to approve Option 3: pause until the following three things: 1) Staff provides the answers from the Historical Commission review; 2) Staff brings back answers on the

DRAFT

Vybe Trail ordinances; and 3) the September 10th presentation on the whole 110 miles of Vybe Trail and how Council plans to fund it with direction to staff. Mayor Flores-Cale seconded the motion.

Mayor Flores-Cale requested a roll call vote. Council Member Goza voted aye; Mayor Flores-Cale voted aye; Council Member McKinney voted aye; Council Member Zapata voted aye; Council Member Medina voted aye; Council Member Harris voted aye; and Mayor Pro Tem Tobias voted aye. Motion passed 7-0.

Mayor Flores-Cale called a recess at 8:48 p.m. Mayor Flores-Cale called the meeting back to order at 9:05 p.m.

2. Consider and take possible action regarding budget amendments proposed by City Council member(s) to the Interim City Manager's recommended Operating and Capital Budget and to provide direction regarding which property tax rates option will be considered for Fiscal Year 2026-27.
   (ROLL CALL VOTE IS REQUESTED FOR EACH BUDGET AMENDMENT)
   (Item Presenter: Perwez A. Moheet, CPA, Interim City Manager & Director of Finance)

Mr. Moheet presented the item to include Background & Purpose of Meeting, Next Steps – Budget & Tax Rate Adoption Process, and Property Valuations & Tax Rates Information for Fiscal Year 2026-27. After presenting the tax rate options, he stated that he would come back at the end for a vote on the rates so that council could first consider any budget amendments. He then turned over the presentation to Ms. Holt-Torres who presented approved and proposed budget amendments for FY2025-26 and how those affect fund balance.

Mayor Flores-Cale moved to approve the TXLAW / PNT Law — Road Bond Vendor/Contract Investigation budget amendments in the amount of $52,000 and the Lloyd Gosselink — Continued PUC Rate Appeal Legal Services amendment in the amount of $100,000. Council Member Medina seconded the motion. Motion passed 7-0.

Mayor Pro Tem Tobias moved to amend the City's proposed CIP Budget for Fiscal Year 2026-27 as follows: 1) Add a new capital improvement project in the City's 5-Year CIP Spending Plan to be identified and titled as Kyle Vista Park Improvements; 2) Add $1,886,545.60 as the expenditure budget amount in the Fiscal Year 2026-27 proposed budget for the new CIP project titled Kyle Vista Park Improvements; and 3) Add $1,886,545.60 as developer contributions revenue from the 6 Creeks Development to offset the expenditure budget in the same amount. Mayor Flores-Cale seconded the motion.

Mayor Flores-Cale requested a roll call vote. Mayor Pro Tem Tobias voted aye; Council Member Medina voted aye; Council Member Harris voted aye; Council Member McKinney voted aye; Mayor Flores-Cale voted aye; Council Member Zapata voted aye; and Council Member Goza voted aye. Motion passed 7-0.

Council Member Zapata moved to amend the proposed FY26-27 budget to restore two part-time circulation assistant positions for the Kyle Public Library at a cost of $57,058 from general fund fund balance. Mayor Flores-Cale seconded the motion.

DRAFT

Mayor Flores-Cale requested a roll call vote. Council Member McKinney voted aye; Council Member Zapata voted aye; Mayor Pro Tem Tobias voted aye; Council Member Goza voted nay; Council Member Harris voted aye; Mayor Flores-Cale voted aye; and Council Member Medina voted nay. Motion passed 5-2.

Council Member Zapata moved to amend the Storm Drainage CIP to appropriate $600,000 for Moreno Street Drainage and FY 26-27 using previously available project funding and reduce the later Moreno changes by the same $600,000 so the current five-year project total is not increased. Mayor Pro Tem Tobias seconded the motion.

Mayor Flores-Cale requested a roll call vote. Council Member Harris voted aye; Mayor Pro Tem Tobias voted aye; Mayor Flores-Cale voted aye; Council Member Medina voted aye; Council Member Zapata voted aye; Council Member Goza voted aye; and Council Member McKinney voted aye. Motion passed 7-0.

Council Member Harris moved to include in the new budget to include a 3% raise to non-sworn employees. Mayor Pro Tem Tobias seconded the motion.

Council Member Harris moved to table her motion to direct staff to bring back a comparison between a one-time rest and recognition payment in the amount of $1800.00 for all non-sworn employees and a 3% raise for employees below upper management status. Council Member Zapata seconded the motion.

Mayor Flores-Cale requested a roll call vote. Council Member Medina voted aye; Mayor Flores-Cale voted aye; Council Member Zapata voted aye; Council Member Goza voted aye; Mayor Pro Tem Tobias voted aye; Council Member McKinney voted aye; and Council Member Harris voted aye. Motion passed 7-0.

Council Member Zapata moved to add the necessary amount to reach $500,000 in FY27-28, using the $306,204.59 unspent and unencumbered existing funds for the CR158 deceleration lane improvements Mayor Flores-Cale seconded the motion.

Mayor Flores-Cale requested a roll call vote. Council Member McKinney voted aye; Council Member Goza voted nay; Council Member Harris voted aye; Mayor Flores- Cale voted aye; Council Member Medina voted nay; Council Member Zapata voted aye; and Mayor Pro Tem Tobias voted aye. Motion passed 5 - 2.

Council Member Zapata moved to amend the FY 26-27 General Fund Budget to reduce appropriations associated with the City's Flock contracts by the amount of $432,000 and take the necessary accompanying action to terminate those contracts effective FY 27. Motion failed for lack of a second.

Council Member McKinney moved to increase the allocation for officer training to $150,000 coming out of general fund reserve. Mayor Flores-Cale seconded the motion.

Commander Griffith provided information regarding the training budget reduction.

Council Member McKinney withdrew his motion.

DRAFT

Council Member Zapata moved to approve the proposed property tax rate, Option No. 1, at a rate of $0.5600 Council Member Harris seconded the motion.

Mayor Flores-Cale requested a roll call vote. Council Member Zapata voted aye; Council Member Medina voted nay; Council Member Goza voted nay; Council Member McKinney voted aye; Council Member Harris voted aye; Mayor Pro Tem Tobias voted aye; and Mayor Flores-Cale voted aye. Motion passed 5 - 2.

IV. Adjourn

With no further business to discuss, the City Council adjourned at 11:11 p.m.

_____
Yvonne Flores-Cale, Mayor

ATTEST:

_____
Jennifer Kirkland, City Secretary

DRAFT

The City Council of the City of Kyle, Texas met in Special Session on September 1, 2026 at Kyle City Hall with the following persons present:

Mayor Yvonne Flores-Cale
Mayor Pro Tem Michael Tobias
Council Member Courtney Goza
Council Member Melisa Medina
Council Member Claudia Zapata
Council Member Lauralee Harris
Council Member Marc McKinney
Perwez Moheet, Interim City Manager & Director of Finance
Amber Schmeits, Deputy City Manager
Jesse Elizondo, Assistant City Manager
Aimee Alcorn-Reed, City Attorney
Jennifer Kirkland, City Secretary
Marco Forti, Director of IT
Felina Ortiz, Senior IT Systems Technician
Leslie Scott, Director of Library Svcs.
Daniel Gooding, Police Commander
Dago Pates, Police Officer
Arturo Cardona, Police Officer
Lowell Denton, Denton Navarro Rodriguez Bernal Santee & Zech, P.C., City's Special Counsel

I. Call Meeting to Order and Roll Call

Mayor Flores-Cale called the meeting to order at 6:01 p.m. Mayor Flores-Cale asked the city secretary to call roll.

Present were: Mayor Flores-Cale, Mayor Pro Tem Tobias, Council Member Goza, Council Member Medina, Council Member Zapata, Council Member Harris, and Council Member McKinney. A quorum was present.

The Pledge of Allegiance was recited.

II. Citizen Comment Period with City Council

Mayor Flores-Cale opened citizen comments at 6:02 p.m. With no one wishing to speak, Mayor Flores-Cale closed citizen comments at 6:02 p.m.

III. Executive Session

1. Pursuant to Chapter 551, Texas Government Code, the City Council reserves the right to convene into Executive Session(s) from time to time as deemed necessary during this meeting. The City Council may convene into Executive Session pursuant to any lawful exception contained in Chapter 551 of the Texas Government Code including any or all of the following topics.
   a. **Executive session pursuant to Texas Government Code 551.071,** and Texas Disciplinary Rules 1.05 to:

DRAFT

i. Consult with attorneys concerning legal issues related to pending litigation and/or a settlement agreement regarding Cause No. 19-1492; *1200 S. Old Stagecoach Road, LLC v. City of Kyle, Texas.*

b. **Executive session pursuant to Texas Government Code 551.071,** and Texas Disciplinary Rules 1.05 to:

i. Consult with attorneys concerning legal issues related to pending litigation and/or a settlement agreement regarding Cause No. 20-2048; *Lila Knight, Timothy A. Kay, Helen Brown-Kay, and Save Our Springs Alliance, Inc. v. City of Kyle, Texas, et al; in the 453rd District Court of Hays County, Texas.*

Mayor Flores-Cale read into the record, "The City Council will now go into executive session to discuss items 1 (a)-(b) pursuant to Texas Government Code Sections 551.071." The City Council convened into executive session at 6:02 p.m. Mayor Flores-Cale recused herself from Item No. 1.a.i. She joined executive session at 6:31 p.m. for Item No. 1.b.i.

2. Take action on items discussed in Executive Session.

Mayor Flores-Cale called the meeting back to order at 7:00 p.m. Mayor Flores-Cale announced that no action took place in Executive Session and no action would be taken now.

IV. Adjourn

With no further business to discuss, the City Council adjourned at 7:00 p.m.

_____
Yvonne Flores-Cale, Mayor

ATTEST:

_____
Jennifer Kirkland, City Secretary

DRAFT

The City Council of the City of Kyle, Texas met in Regular Session on September 1, 2026 at Kyle City Hall with the following persons present:

Mayor Yvonne Flores-Cale
Mayor Pro Tem Michael Tobias
Council Member Courtney Goza
Council Member Melisa Medina
Council Member Claudia Zapata
Council Member Lauralee Harris
Council Member Marc McKinney
Perwez Moheet, Interim City Manager & Director of Finance
Amber Schmeits, Deputy City Manager
Jesse Elizondo, Assistant City Manager
Aimee Alcorn-Reed, City Attorney
Jennifer Kirkland, City Secretary
Alison Kelly, Public Information Officer
Jason Lutz, Director of Planning
Andy Alejandro, Interim Deputy Finance Director
Holly Holt-Torres, Asst. Dir. of Finance
Marco Forti, Director of IT
Felina Ortiz, Senior IT Systems Technician
Leslie Scott, Director of Library Svcs.
Will Atkinson, Parks Planning & Proj. Mgr.
Dago Pates, Police Officer
Arturo Cardona, Police Officer
Mike Murphy, Director of Water Utilities
Tim Samford, Asst. Dir. of Water Utilities
Blake Neffendorf, Asst. Dir. of Water Utilities
Leon Barba, City Engineer
Chris Arnold, Director of Trans. & Pub. Works
Lu Zhang, Asst. Dir. of CIP & Planning
Rick Klatt, H.W. Lochner, City's 2022 Road Bond Program Manager
Ruby Bueno-Garcia, K Friese & Associates

Citizen Comments

Paul Hill
Neil Stegall
Thomas Shinnick
Laura Hall
Angela DeLeon
Tia Horton
Dr. Anita Perez
Andrew Lenze
Bridget Griffin
Tracy Scheel
Ellen Ermis
Miguel Zuniga
Kenneth Rocha
Evangelina Chapa
Rebecca Chapa
Diane Gonzalez
Lila Knight
Betty Conley

I. Call Meeting to Order, Roll Call, and Excuse Absences

Mayor Flores-Cale called the meeting to order at 7:00 p.m. Mayor Flores-Cale asked the city secretary to call roll.

Present were: Mayor Flores-Cale, Mayor Pro Tem Tobias, Council Member Goza, Council Member Medina, Council Member Zapata, Council Member Harris, and Council Member McKinney. A quorum was present.

The Pledge of Allegiance was recited.

II. Approval of Minutes

1. Consider approval of City Council meeting minutes:
   A. August 13, 2026 Special
   B. August 18, 2026 Regular

   (Item Presenter: Jennifer Kirkland, TRMC, City Secretary)

DRAFT

Mayor Pro Tem Tobias moved to approve the City Council meeting minutes on August 13, 2026 Special and August 18, 2026 Regular. Council Member Medina seconded the motion. Motion passed 7 - 0.

III. Citizen Comment Period with City Council

Mayor Flores-Cale opened citizen comments at 7:02 p.m.

Paul Hill was called to speak as registered. Michael Walsh, Charlie Wisard, Lucas Wisard, William Wisard, and Katy Armstrong yielded their time to Paul Hill. He stated that he attended the meeting reluctantly but felt compelled to challenge what he believes is unfair public-comment rules, particularly the practice of pooling speaking time. He criticized the City's handling of its budget, staffing cuts, and leadership structure, arguing that the reported $14.2 million deficit has been used unfairly to blame the previous administration and that eliminating checks and balances could harm the City. He expressed strong frustration with Kyle's road conditions, especially in Post Oak and Precinct 2, and argued that projects such as Langley Road and the Vybe Trail should receive greater attention. He also criticized the Council for abandoning the animal shelter and for prioritizing certain issues over what they consider essential community needs. He described Kyle's political environment as toxic, acknowledging his own role in online disputes while condemning harassment, doxxing, threats, and politically motivated behavior by others. He further criticized perceived partisanship on the Council, raising concerns about LGBTQ+ rights, Confederate symbolism, data-center policy, alleged conflicts of interest, and water-rate decisions. Despite the criticism, he emphasized that he loves Kyle and considers it his home, urging residents and council members—including himself—to reduce hostility and focus on building a better future for the city.

Neil Stegall, Vice Chair of the Planning and Zoning Commission, was called to speak as registered. He asked for reappointment and expressed concern about state laws limiting Kyle's ability to control local land use and development. He urged unity between the commission and City Council to address these challenges and better align the Unified Development Code with the city's master plan.

Thomas Shinnick was called to speak as registered, on behalf of Hometown Kyle HOA and members, in favor of Item No. 25. He asked the City Council to support Agenda Item 25, which would add a masonry wall at Center Street and Old Stagecoach Road to address increased traffic, safety, and noise concerns. He argued that rapid development has made the existing wooden fence inadequate and that the proposed wall is necessary to protect nearby homeowners.

Laura Hall was called to speak as registered, on behalf of Hometown Kyle, regarding Item No. 25. She supported Agenda Item 25 and Tom Shinnick's request for a masonry wall at the intersection. She urged the council to approve it, emphasizing that the wall would improve safety for both nearby residents and drivers despite current fiscal concerns.

Angela DeLeon was called to speak as registered. She described a two-year problem with repetitive, high-pitched electronic noise from a neighbor that has affected her family's ability to enjoy their home. Although the noise is below the City's decibel limit, she asked the council to consider factors such as frequency, duration, repetition, and pitch when addressing persistent noise complaints and to provide guidance on possible next steps.

DRAFT

Tia Horton was called to speak as registered. She asked the City Council to address the safety and quality-of-life impacts of the Center Street and Old Stagecoach Road roundabout, which she says will move traffic closer to her home and increase noise, lighting, and safety risks. She urged the City to fund protective measures such as barriers, fencing, landscaping, lighting mitigation, and sound reduction to protect families directly affected by major infrastructure projects.

Dr. Anita Perez was called to speak as registered in opposition of Item No. 27. She asked the Council to consider using the Krug Building as a community performing arts and cultural center for concerts, dance, art exhibits, and historical events while continuing to allow private family gatherings. She emphasized preserving the building's historic character and requests that Agenda Item 27 be moved up for discussion.

Andrew Lenze was called to speak as registered regarding Item No. 13 and other. He praised the City Council for eliminating the inherited budget deficit but argued that the City needs stronger accounting practices, claiming the often-cited $14.2 million deficit resulted from double-counting and was actually closer to $9.5 million. He also raised concerns about a proposed Hays County hospital district and its potential property-tax rate of up to 75 cents per $100 of taxable value, encouraging residents to vote in the Hays County May election.

Bridget Griffin was called to speak as registered. Ms. Griffin did not speak.

Tracy Scheel was called to speak as registered. She asked the community to pause and remember the victims, first responders, and military members affected by the September 11 attacks on its 25th anniversary. She thanked local organizations for hosting a memorial ceremony at Heroes Memorial and encouraged those unable to attend to observe the day in their own way.

Ellen Ermis was called to speak as registered in opposition of Item No. 27. She stated that she has been chair or co-chair for the Parks and Recreation Board. She praised recent staff changes and criticized the former administration for financial problems and its handling of the Krug Building. She asked the council to prioritize Agenda Item 27, consider the building's acoustics and alternative meeting spaces, and clarified concerns about the Vybe Trail's promised east-west connectivity and scope under the 2022 bond.

Miguel Zuniga was called to speak as registered. He stated that Tracy Scheel and Paul Hill gave him their time. He argued that misinformation has distorted public understanding of Kyle's road bonds, taxes, and budget, emphasizing that infrastructure investments and related tax increases developed over several years rather than arising solely in 2025. He urged the city to avoid cutting essential staff, phase in road projects, and focus on interconnected issues of housing, retail, traffic, and taxes as part of a broader growth and affordability strategy.

Kenneth Rocha was called to speak as registered. He stated that he lives in District 4. He stated that Old Stagecoach Road has long posed serious safety risks, noting that three vehicles have already entered his backyard and urged stronger vehicle-containment measures as traffic increases. He also criticized the City's communication and road bond cost estimates, citing utility-related amendments as evidence that underground utility costs were not properly anticipated.

Evangelina Chapa was called to speak as registered. She stated that she lives in Kyle on Center Street. She criticized changes to Kyle's historic neighborhood, arguing that dividing the area into business

DRAFT

and between council districts 2 and 4 has created divisions among residents and weakened protections for the historic community. She also stated that downtown revitalization plans from 2009 and 2019 have been largely ignored and urged the City to better preserve and prioritize the historic neighborhood.

Rebecca Chapa was called to speak as registered. She stated that she is neither for nor against the Vybe but believes important issues remain unresolved, particularly the potential east-west connection involving Union Pacific and the downtown area. She urged the City to reconsider the Center Street bond segment and questioned the need for a 10–12-foot trail, emphasizing pedestrian, bicycle, and accessibility use rather than utility vehicles or golf carts.

Diane Gonzalez was called to speak as registered. She stated that she worked with Pedernales Electric Cooperative (PEC). She provided updates on the cooperative's new CEO and upcoming community engagement opportunities. She highlighted teacher grants, student leadership awards, nonprofit community grants, and PEC's Power of Change program, which funds these initiatives through voluntary utility-bill roundups.

Lila Knight was called to speak as registered. She thanked the City Council for its difficult budget decisions and for valuing Kyle's history. She announced the new informal Kyle Area History Group, which will hold its first meeting on September 9 at 6:30 p.m. at the Depot and welcomes anyone interested in local history.

Betty Conley was called to speak as registered. She urged the City to preserve the Krug building's historic character and use its ballroom for music, arts, and community events rather than office space. She also defended the Council's handling of the animal shelter and budget issues, praised their efforts, and encouraged patience and mutual respect while the City addresses its financial and infrastructure challenges. She stated that Council has done a hell of a job and wished Mayor Pro Tem a happy birthday.

With no one else wishing to speak, Mayor Flores-Cale closed citizen comments at 8:10 p.m.

IV. Agenda Order

2. Agenda Order per Rules of Council Sec. B1.
   (Item Presenter: Yvonne Flores-Cale, Mayor)

Council Member Medina spoke about the animal shelter stating that the bond has not been filled. She stated that Langley Rd is on the 2027 budget and is on the table for reconstruction.

Mayor Flores-Cale stated that Item No. 27 was requested to be moved up. Council Member McKinney stated that it was requested that Item No. 25 be moved up. Mayor Flores-Cale stated that Item Nos. 25 & 27 would be brought up after Consent Agenda. No action was taken.

V. Consent Agenda

Staff requested Item Nos. 6 & 8 be pulled. Item No. 6 was requested to be amended, and Item No. 8 will come back on September 15, 2026. Mayor Pro Tem Tobias pulled Item No. 13. Mayor Flores-Cale brought forward Item Nos. 3, 4, 5, 7, 9, 10, 11, 12, 14, 15, 16, 17, 18, 19, 20, and 21 for consideration.

DRAFT

3. Consider approval of a Resolution to reappoint Julian Hernandez to Seat 4 and Henry Siller to Seat 6 of the Economic Development and Tourism Board, each for two-year terms expiring September 2028.
(Item Presenter: Victoria Vargas, Director of Economic Development)

4. Consider approval of a Resolution to reappoint Julia Fishback to Seat 2, Chanel Walker to Seat 4, and Susan Segalo to Seat 6 of the Parks and Recreation Board, each for two-year terms expiring September 2028.
(Item Presenter: Jesse Elizondo, Assistant City Manager)

5. Consider approval of a Resolution to reappoint Betty Conley to Seat 2, Pamela Gibson to Seat 4, and Timothy Labadie to Seat 6 of the Board on Aging, each for two-year terms expiring September 2028.
(Item Presenter: Jesse Elizondo, Assistant City Manager)

7. Consider approval of a Resolution to reappoint Jessica Robinson to Seat 1 and Mary Landrum to Seat 7 of the Library Board, each for two-year terms, ending September 2028.
(Item Presenter: Leslie Scott, Director of Library Services)

9. Consider approval of a Resolution to reappoint Jake Webb to Seat 2 and Neil Stegall to Seat 4 of the Planning and Zoning Commission, each for two-year terms expiring September 2028.
(Item Presenter: Jason Lutz, Interim Director of Planning)

10. Consider approval of a Resolution to reappoint Morgan Harrell to Seat 2 and to appoint Ramone Param to Seat 4 and Margarita (Isabella) Crosby to Seat 6 of the Train Depot Board, each for two-year terms expiring September 2028.
(Item Presenter: Jason Lutz, Interim Director of Planning)

11. Consider the appointment of Rose Burke for Seat 1 of the City of Kyle Ethics Commission.
(Item Presenter: Courtney Goza, Council Member)

12. Consider the appointment of Joshua Ronson for Seat 7 of the City of Kyle Ethics Commission.
(Item Presenter: Yvonne Flores-Cale, Mayor)

14. Consider approval of a Resolution for authorizing a Change Order in the amount of $19,600.12 increasing construction contingency, totaling $790,062.96, to Capital Excavation Inc. for the Marketplace Avenue Extension project of the 2022 Road Bond Program, increasing the total construction contract amount to $8,494,691.36.
(Item Presenter: Leon Barba, P.E., City Engineer)

15. Consider approval a Resolution authorizing the Interim City Manager to execute all documents necessary to purchase a 1,062 SF (0.0244 AC) grading easement from Norman J. Long and Ericka Long, for the purpose of improvements to the 2022 Road Bond eastern segment of the Bebee Road project in an amount of $8,312.00, plus an estimated $1,500.00 for reasonable closing costs.
(Item Presenter: Leon Barba, P.E., City Engineer)

16. Consider approval of Amendment No. 4 to Task Order No. 8 with Pape-Dawson Consulting Engineers, LLC. for alignment revisions for the Old Stagecoach Road North project as part of

DRAFT

the 2022 Road Bond program in the amount of $412,195.00 for a total contract value of $2,082,976.20.
(Item Presenter: Leon Barba, P.E., City Engineer)

17. Consider approval of Amendment No. 2 to Task Order No. 12 with WGI, Inc. for additional tank rehabilitation design, construction phase services, and closeout phase services for the Lehman Pump Station Improvements project in the amount of $454,501.00 for a total contract value of $1,906,648.00.
(Item Presenter: Mike Murphy, Director of Water Utilities)

18. Consider approval of a Resolution authorizing a one-time cash payment of $673,270.86 to the Guadalupe-Blanco River Authority (GBRA) for the City's proportional share of the Raw Water Delivery System Improvements Project. The final project cost is lower than originally anticipated, allowing the City's proportional share of the project to be cash funded rather than financed through the previously authorized debt service payment schedule. Upon approval, a budget amendment will be necessary for Fiscal Year 2025-2026 to provide the funding necessary for the cash payment.
(Item Presenter: Mike Murphy, Director of Water Utilities)

19. Consider approval of a Resolution authorizing a settlement agreement for Lila Knight, Timothy A. Kay and Helen Brown-Kay, and Save Our Springs Alliance, Inc. v. City of Kyle et al., currently pending in the 453rd District Court, which settlement does not require the payment of any funds by the City.
(Item Presenter: Aimee Alcorn-Reed, City Attorney)

20. (Second Reading) Consider approval of an Ordinance amending Chapter 50, Art III, Div II Water Use Management Policies, of the City of Kyle Code of Ordinances to selected sections 50-88 adopting the City's updated Drought Contingency Plan, 50-89 Enforcement of Drought Contingency Plan, and repealing sections 50-91 through 50-98, and setting an effective date. City Council voted 7-0 to approve with amendments on first reading on August 18, 2026.
(Item Presenter: Mike Murphy, Director of Water Utilities)

21. Consider approval of an Assessment and Collection Agreement with Hays County for assessment collection services for the Savannah Ranch Public Improvement District.
(Item Presenter: Aimee Alcorn-Reed, City Attorney)

Mayor Flores-Cale moved to approve Consent Agenda Item Nos. 3, 4, 5, 7, 9, 10, 11, 12, 14, 15, 16, 17, 18, 19, 20, and 21. Council Member McKinney seconded the motion. Motion passed 7 - 0.

VI. Items Pulled from Consent Agenda

6. Consider approval of a Resolution to reappoint Jackson Bennett to Seat 2, Raechel Moose to Seat 4, and Andrea Macrae to Seat 6 of the Arts and Cultural Board, each for two-year terms expiring September 2028.
(Item Presenter: Jesse Elizondo, Assistant City Manager)

Council Member McKinney moved to amend the resolution to reappoint Jackson Bennett to Seat 2 and Raechel Moose to Seat 4 and to remove Andrea Macrae from the appointment resolution. Council Member Harris seconded the motion. Motion passed 7 - 0.

DRAFT

8. Consider approval of a Resolution to reappoint Patricia Palacios to Seat 4 of the Board of Adjustment, for a two-year term expiring September 2028.
(Item Presenter: Jason Lutz, Interim Director of Planning)

No action was taken.

13. Consider approval of a Resolution authorizing the Interim City Manager to execute an amendment reducing the contract amount awarded to TMT Solutions Inc. for RFP 2025-RFP-010, SCADA Remote Site Monitoring project for a total reduction of ($2,563,104.56) for a total contract value of $2,685,446.97 which includes a twenty percent contingency for post implementation services and other related project cost.
(Item Presenter: Mike Murphy, Director of Water Utilities)

Mayor Pro Tem Tobias requested Mr. Murphy present the item. Mr. Moheet presented information about the item. Ms. Holt-Torres provided information about the City's new procurement manager. Mr. Samford provided information about the amount not to exceed.

Mayor Flores-Cale moved to approve a Resolution authorizing the Interim City Manager to execute an amendment reducing the contract amount awarded to TMT Solutions Inc. for RFP 2025-RFP-010, SCADA Remote Site Monitoring project for a total reduction of ($ 2,563,104.56) for a total contract value of $2,685,446.97 which includes a twenty percent contingency for post implementation services and other related project cost. Council Member McKinney seconded the motion. Motion passed 7 - 0.

VII. Consider and Possible Action

25. Consider approval of a Resolution authorizing the construction of a 6 or 8-foot masonry fence as part of the 2022 Road Bond program Center Street (Off-System) project, at the intersection of Center Street and Old Stagecoach Road in an amount not to exceed $106,880.00, and direct staff to bring back a License Agreement with the Hometown Kyle Homeowners Association, Inc. and the affected property owners for the construction and maintenance of the masonry fence.
(Item Presenter: Leon Barba, P.E., City Engineer)

Mayor Flores-Cale brought forward Item No. 25 out of order, after Item No. 13. Mr. Barba presented the item.

Council Member Zapata moved to approve a Resolution authorizing the construction of an 8-foot masonry fence as part of the 2022 Road Bond program Center Street (Off-System) project, at the intersection of Center Street and Old Stagecoach Road in an amount not to exceed $106,880.00, and direct staff to bring back a License Agreement with the Hometown Kyle Homeowners Association, Inc. and the affected property owners for the construction and maintenance of the masonry fence. Mayor Flores-Cale seconded the motion. Motion passed 7 - 0.

27. *(Tabled 8/18/2026)* Consider directing the Interim City Manager to undertake the necessary evaluation and planning to repurpose the Krug Activity Center for use as an administrative office facility and an annex to City Hall, including evaluating the feasibility of relocating, to the extent feasible, all remaining administrative personnel, (excluding Police Department personnel), from the Public Safety Center to the Krug Activity Center, and to take such further

DRAFT

administrative actions as may be necessary or appropriate to facilitate such repurposing and relocation of City staff.
(Item Presenter: Yvonne Flores-Cale, Mayor)

Mayor Flores-Cale brought forward Item No. 27 out of order, after Item No. 25. No action was taken.

22. Consider approval of a Resolution authorizing an amendment to the engagement letter with TXLAW, P.C., dba PNT Law Firm to increase the approved expenditures by $52,000.00 for a total amount not to exceed $150,000.00. This item will require a budget amendment.
(Item Presenter: Aimee Alcorn-Reed, City Attorney)

Mayor Flores-Cale brought forward Item No. 22 after Item No. 25. Ms. Alcorn-Reed presented the item.

Council Member Harris moved to approve Item No. 22 to enhance the contract up to $150,000 and to not exceed $150,000. Mayor Flores-Cale seconded the motion.

Council Member Harris moved to amend the motion to include a final report and a public presentation. Council Member Zapata seconded the motion. Motion passed 7 - 0.

Mayor Flores-Cale called for a vote on the original motion. Motion passed 7 - 0.

23. Consider approval of a Resolution authorizing an amendment to the engagement letter with Lloyd Gosselink Rochelle & Townsend, P.C. for legal services related to PUC Docket No. 58988 to increase approved expenditures by $100,000.00 for a total amount not to exceed $300,000.00. This item will require a budget amendment.
(Item Presenter: Aimee Alcorn-Reed, City Attorney)

Mayor Flores-Cale moved to approve a Resolution authorizing an amendment to the engagement letter with Lloyd Gosselink Rochelle & Townsend, P.C. for legal services related to PUC Docket No. 58988 to increase approved expenditures by $100,000.00 for a total amount not to exceed $300,000.00. Council Member Medina seconded the motion. Motion passed 7 - 0.

24. Consider approval of a Resolution directing the Interim City Manager to proceed with developing a proposed Bond 2028 capital improvement program and establishing the timeline and process to be followed.
(Item Presenter: Aimee Alcorn-Reed, City Attorney)

Mayor Flores-Cale moved to approve to form a bond committee. Council Member McKinney seconded the motion. Motion passed 7 - 0.

Mayor Flores-Cale moved to approve a quantity of ten members to the bond committee. Council Member Zapata seconded the motion. Motion passed 7 - 0.

Mayor Flores -Cale moved to approve a Resolution directing the Interim City Manager to proceed with developing a proposed Bond 2028 capital improvement program and establishing the timeline and process to be followed, as amended. Council Member Zapata seconded the motion. Motion passed 7 - 0.

DRAFT

VIII. City Council Items

26. *(Tabled 8/18/2026)* Direct staff to investigate options for regulation of short term rentals and suggestion for ordinance changes.
(Item Presenters: Lauralee Harris and Marc McKinney, Council Members)

Mr. Lutz provided information. Ms. Schmeits provided a recommendation that Council direct staff to bring back a presentation. Ms. Alcorn-Reed also spoke about developing case law in Texas for short-term rentals.

Council Member Harris moved to direct staff to bring back a presentation on regulating short term rentals and options. Council Member McKinney seconded the motion. Motion passed 6 - 1 with Council Member Goza dissenting.

IX. Executive Session

28. Pursuant to Chapter 551, Texas Government Code, the City Council reserves the right to convene into Executive Session(s) from time to time as deemed necessary during this meeting. The City Council may convene into Executive Session pursuant to any lawful exception contained in Chapter 551 of the Texas Government Code including any or all of the following topics.
    a. **Executive session pursuant to Texas Government Code 551.071**, and Texas Disciplinary Rules 1.05 to:
        i. Consult with attorneys concerning legal issues related to pending litigation and/or a settlement agreement regarding Cause No. 19-1492; 1200 *S. Old Stagecoach Road, LLC v. City of Kyle, Texas.*
    b. **Executive session pursuant to Texas Government Code 551.071**, and Texas Disciplinary Rules 1.05 to:
        i. Consult with attorneys concerning legal issues related to pending litigation and/or a settlement agreement regarding Cause No. 20-2048; *Lila Knight, Timothy A. Kay, Helen Brown-Kay, and Save Our Springs Alliance, Inc. v. City of Kyle, Texas, et al*; in the 453rd District Court of Hays County, Texas.

There was no executive session.

29. Take action on items discussed in Executive Session.

X. Adjourn

With no further business to discuss, the City Council adjourned at 9:56 p.m.

_____
Yvonne Flores-Cale, Mayor

ATTEST:

_____
Jennifer Kirkland, City Secretary

DRAFT

Council Contact Information

Mayor Yvonne Flores-Cale	YCale@cityofkyle.com
Mayor Pro Tem Michael Tobias	MTobias@cityofkyle.com
Council Member Courtney Goza	CGoza@cityofkyle.com
Council Member Melisa Medina	MMedina@cityofkyle.com
Council Member Claudia Zapata	CZapata@cityofkyle.com
Council Member Dr. Lauralee Harris	LHarris@cityofkyle.com
Council Member Marc McKinney	MMcKinney@cityofkyle.com

City Council Regular Meeting

DEPARTMENT: Development Services

FROM: Jason Lutz, Interim Director of Planning

MEETING: September 15, 2026

SUBJECT:

Consider approval of a Resolution reappointing Patricia Palacios to Seat 4, appointing Amanda Villarreal Salvo to Seat 2 to the Board of Adjustment for a two-year term, beginning on October 1, 2026, and expiring September 2028.

SUMMARY:

The Board of Adjustment hears appeals of administrative decisions, considers special exceptions and variances to zoning regulations, conducts hearings regarding unsafe buildings, and serves as the City's Sign Control Board. The Board meets on an as-needed basis.

For this term, Patricia Palacios is eligible for reappointment to the Board of Adjustment. Reappointment of members with expiring terms is subject to confirmation by the City Council.

For this term Amanda Villarreal Salvo (Seat 2) has been unanimously selected to be appointed to the Board of Adjustment, effective October 1, 2026. New appointment of members is subject to confirmation by the City Council.

OPTIONS:

1) Approve the resolution as presented
2) Deny the resolution

RECOMMENDATION:

Recommend approval of the resolution as presented

PRIOR ACTION/INPUT (Council, Boards, Citizens):

N/A

FISCAL IMPACT:

1. City Department:	Development Services	
2. Project Name:	Board of Adjustment	
3. Budget/Accounting Code(s):		
4. Funding Type:		
5. Funding Source:		
6. Current Appropriation:	$	-
7. Unencumbered Available Balance:	$	-
8. Amount of This Action:	$	-
9. Unencumbered Balance Remaining:	$	-

10. Special Note/Comment:

This item is to consider approval of a Resolution reappointing Patricia Palacios to Seat 4 on the Board of Adjustment for a two-year term expiring September 2028. There is no fiscal impact at this time.

11. Prepared & Verified By:	Angel Avila, Senior Budget Analyst	8/25/2026
12. Reviewed & Approved By:	Dillon Saunderson, Budget Manager	8/25/2026

STAFF CONTACT:

Name: Jason Lutz
Title: Interim Director of Planning
Email: jlutz@cityofkyle.com
Phone: 512-612-5450 Ext. 1359

Board of Adjustment Reappointment

Summary

- Consider approval of a Resolution reappointing Patricia Palacios to Seat 4 and appointing Amanda Villarreal Salvo to Seat 2 to the Board of Adjustment for a two-year term, beginning on October 1, 2026, and expiring September 2028.

Overview

- The Board of Adjustment hears appeals of administrative decisions, considers special exceptions and variances to zoning regulations, conducts hearings regarding unsafe buildings, and serves as the City's Sign Control Board.
- The Board meets on an as-needed basis.
- For this term, Patricia Palacios is eligible for reappointment to the Board of Adjustment. Reappointment of members with expiring terms is subject to confirmation by the City Council.
- For this term Amanda Villarreal Salvo (Seat 2) has been unanimously selected to be appointed to the Board of Adjustment. New appointment of members is subject to confirmation by the City Council.

Options and Recommendation

- Option 1: Approve the resolution as presented.
- Option 2: Deny the resolution.

Staff Recommendation

- Staff recommends, Option 1, approve the resolution as presented.

Questions?

RESOLUTION NO. _____

A RESOLUTION OF THE CITY COUNCIL OF THE CITY OF KYLE, TEXAS REAPPOINTING PATRICIA PALACIOS TO SEAT 4 AND APPOINTING AMANDA VILLARREAL SALVO TO SEAT 2 OF THE BOARD OF ADJUSTMENT, EACH FOR TWO-YEAR TERMS EXPIRING SEPTEMBER 2028; AND DECLARING AN EFFECTIVE DATE

WHEREAS, Section 211.008 of the Local Government Code authorizes the City of Kyle to adopt an ordinance to allow for the appointment of a Board of Adjustment; and

WHEREAS, the Board of Adjustment is comprised of five members and two alternate members that reside in Kyle City Limits; and

WHEREAS, the Board of Adjustment, pursuant to Chapter 211.009 of the Local Government Code and the City's Code of Ordinances: hears and decides appeals that alleges error in an order, requirement, decision, or determination; hears and decides special exceptions to the terms of zoning ordinances; authorizes in specific cases a variance from the terms of zoning ordinances; conducts hearings regarding unsafe buildings; and acts as the Sign Control Board; and

WHEREAS, the Board of Adjustment meets as needed; and

WHEREAS, each case before the board of adjustment must be heard by at least 75 percent of the members; and

WHEREAS, Patricia Palacios is eligible for re-appointment to the Board of Adjustment; and

WHEREAS, reappointments of members with expiring terms are subject to confirmation by the council; and

WHEREAS, the Board of Adjustment Appointment Panel has made a recommendation to appoint Amanda Villarreal Salvo to Seat 2.

NOW, THEREFORE BE IT RESOLVED BY THE CITY COUNCIL OF THE CITY OF KYLE, TEXAS, THAT:

Section 1. Findings. The recitals herein are found to be true and correct and are hereby adopted by the City Council and made a part hereof for all purposes as findings of fact.

Section 2. Reappointment. The City Council hereby reappoints Patricia Palacios to Seat 4 of the Board of Adjustment, for a two-year term expiring September 2028.

Section 3. Appointment. The City Council hereby appoints Amanda Villarreal Salvo to Seat 2 beginning October 1, 2026 for a two-year term expiring September 2028.

Section 4. Open Meetings. That it is hereby officially found and determined that the meeting at which this resolution is passed is open to the public and that public notice of the time, place, and purpose of said meeting was given as required by law.

Section 5. Effective Date. This Resolution will become effective immediately upon its passage by the Kyle City Council.

PASSED AND ADOPTED this _____ day of _____, 2026.

THE CITY OF KYLE, TEXAS

_____
Yvonne Flores-Cale, Mayor

ATTEST:

_____
Jennifer Kirkland, City Secretary

Council Contact Information

Mayor Yvonne Flores-Cale	YCale@cityofkyle.com
Mayor Pro Tem Michael Tobias	MTobias@cityofkyle.com
Council Member Courtney Goza	CGoza@cityofkyle.com
Council Member Melisa Medina	MMedina@cityofkyle.com
Council Member Claudia Zapata	CZapata@cityofkyle.com
Council Member Dr. Lauralee Harris	LHarris@cityofkyle.com
Council Member Marc McKinney	MMcKinney@cityofkyle.com

City Council Regular Meeting

DEPARTMENT: Office of the City Manager

FROM: Perwez A. Moheet, CPA, Interim City Manager & Director of Finance

MEETING: September 15, 2026

SUBJECT:

Approve a Resolution to record the annual review of the City's Investment Policy as required under the Public Funds Investment Act (PFIA) and to document findings that no significant changes to the policy or to the investment strategies are necessary in the 2026 review

SUMMARY:

The Public Funds Investment Act (PFIA) under Section 2256.005(e) requires the governing body of an investment entity to review its investment policy and investment strategies not less than annually.

Section 2256.005(e) of the PFIA further requires that the governing body shall adopt a written instrument by rule, order, ordinance, or resolution stating that it has reviewed the investment policy and investment strategies and that the written instrument so adopted shall record any changes to the investment policy or to the investment strategies.

No significant changes to the City's investment policy or to the investment strategies are being recommended by City staff in the 2026 annual review.

The following documents are attached to this City Council meeting agenda:

1. Staff Memorandum
2. Presentation
3. Resolution - 2026 Investment Policy Annual Review
4. 2026 Investment Policy

OPTIONS FOR CITY COUNCIL:

Option 1: Approve the Resolution.

Option 2: Approve the Resolution with modifications.

Option 3: Deny Approval of Resolution.

INTERIM CITY MANAGER'S RECOMMENDATION:

Staff recommends approval of the Resolution.

STAFF CONTACT:

Name: Perwez A. Moheet, CPA
Title: Interim City Manager & Director of Finance
Email: pmoheet@cityofkyle.com
Phone: (512) 262-1010

Annual Review of City's Investment Policy For Fiscal Year 2026-27

City Council Meeting: September 15, 2026

Presented By: Perwez A. Moheet, CPA, Interim City Manager & Director of Finance

Annual Review of City's Investment Policy For Fiscal Year 2026-27

- The Public Funds Investment Act (PFIA) requires:

  1. An annual review of the City's Investment Policy to determine if any changes to the policy or to the investment strategies should be considered.

  2. The governing body to adopt a written instrument by Order, Ordinance, or Resolution stating that it has reviewed the investment policy and investment strategies and to record any changes to the investment policy or to the investment strategies.

Annual Review of City's Investment Policy For Fiscal Year 2026-27

- Each year, City staff reviews the City's Investment Policy and if necessary, will make recommendations to City Council to consider and approve changes to the policy and or to the investment strategies.
- A detailed staff memorandum and the Investment Policy are attached to this agenda item.

Annual Review of City's Investment Policy For Fiscal Year 2026-27

- 2026 Review Based Assessment:
  - ❑ No significant changes to the Investment Policy or to the investment strategies are being recommended by City staff in the 2026 annual review.

Annual Review of City's Investment Policy For Fiscal Year 2026-27

- Options for City Council:
  1. Approve the Resolution.
  2. Approve the Resolution With Modifications.
  3. Deny Approval of the Resolution.

Annual Review of City's Investment Policy For Fiscal Year 2026-27

- Staff Recommendation:
  - ❑ Staff recommends approval of the Resolution and the 2026 annual review of the City's Investment Policy.

Questions & Comments

RESOLUTION NO. _____

A RESOLUTION OF THE CITY COUNCIL OF THE CITY OF KYLE, TEXAS, ADOPTING AN INVESTMENT POLICY; MAKING FINDINGS OF FACT; AND PROVIDING FOR RELATED MATTERS.

WHEREAS, the Texas Public Funds Investment Act, Section 2256.005 requires that the governing body of an investment entity shall adopt by rule, order, resolution, ordinance, or as appropriate, a written Investment Policy regarding the investment of its funds and funds under its control, and,

WHEREAS, the Texas Public Funds Investment Act requires that the Investment Policy, including a list of authorized investments and investment strategies, must be reviewed and approved annually, and,

WHEREAS, the Investment Policy attached as Exhibit A to this Resolution complies with the provisions of the Texas Public Funds Investment Act.

NOW, THEREFORE, BE IT RESOLVED BY THE CITY COUNCIL OF THE CITY OF KYLE, HAYS COUNTY, TEXAS, THAT:

Section 1. Findings.

The City Council of the City of Kyle finds that:

A. As required by the Texas Public Funds Investment Act, the City Council has reviewed the Investment Policy and related investment strategies and that the Investment Policy made part of this City Council Resolution records any changes made to the City's Investment Policy and or investment strategies.

B. No changes to the investment policy or to the investment strategies were found to be necessary. Accordingly, no changes were made to the investment policy or to the investment strategies in this annual review and update.

C. The following recitals are hereby found to be true and correct and are hereby adopted by the City Council and made a part hereof for all purposes as findings of fact.

Section 2. Authorization.

The Investment Policy of the City of Kyle is hereby adopted in compliance with the requirements set forth in the Texas Public Funds Investment Act.

Section 3. Effective Date.

This City Council Resolution of the City of Kyle, Texas shall take effect from and after the date of its passage as authorized by the Charter of the City of Kyle.

Section 4. Open Meetings.

It is hereby officially found and determined that the meeting at which this Resolution is passed was open to the public as required and that public notice of the time, place, and purpose of the said meeting was given as required by the Open Meetings Act, Chapter 551, Texas Local Government Code.

FINALLY PASSED AND APPROVED ON THIS 15TH DAY OF SEPTEMBER 2026.

THE CITY OF KYLE, TEXAS

_____
Yvonne Flores-Cale, Mayor

ATTEST:

_____
Jennifer Kirkland, City Secretary

EXHIBIT A

City of Kyle, Texas
2026 Investment Policy

EXHIBIT A

CITY OF KYLE, TEXAS

INVESTMENT POLICY

Reviewed:
September 15, 2026

INVESTMENT POLICY

TABLE OF CONTENTS

Page

I. PURPOSE 3

II. INVESTMENT OBJECTIVES 3

III. RESPONSIBILITY AND STANDARD OF CARE 4

IV. INVESTMENT ADVISORS AND BROKER / DEALERS 5

V. AUTHORIZED INVESTMENTS 7

VI. SAFEKEEPING AND COLLATERALIZATION 10

VII. REPORTING 12

VIII. INVESTMENT OFFICER TRAINING 13

IX. INVESTMENT STRATEGIES 13

GLOSSARY OF TERMS 13

I. PURPOSE

It is the policy of City of Kyle, Texas that, giving due regard to the safety and risk of investment, all available funds shall be invested in conformance with State and Federal Regulations, applicable Bond Ordinance requirements, formal Investment Policy and informal investment strategy.

Effective cash management is recognized as essential to good fiscal management. Cash management and effective investment strategy development will be pursued to take advantage of interest earnings as viable and material revenue to all City funds. The City's portfolio shall be designed and managed in a manner responsive to the public's trust and consistent with this Policy.

A. Formal Adoption

This Investment Policy is authorized by the City of Kyle City Council in accordance with Chapter 2256, Texas Government Code, the Public Funds Investment Act, as amended, which requires the adoption of a formal written Investment Policy

B. Scope

This Investment Policy applies to all of the investment activities of the City of Kyle, including but not limited to investment of general funds, reserve funds, interest and sinking funds and bond funds. Retirement funds are not governed by this policy. This Policy establishes guidelines for who can invest City funds, how City funds will be invested, and when and how a periodic review of investments will be made. In addition to the guidelines of this Policy, bond funds (as defined by the Internal Revenue Service) shall be managed in accordance with their governing resolution and all applicable State and Federal Law.

C. Review and Amendment

This written investment policy and related fund strategies shall be reviewed annually by the City Council. Amendments must be approved and adopted by the City Council. The City Council shall adopt a written resolution stating that it has reviewed the investment policy and investment strategies.

II. INVESTMENT OBJECTIVES

A. Safety of Principal

The primary objective of all investment activity is the preservation of capital and the safety of principal in the overall portfolio. Each investment transaction shall seek to ensure first that capital losses are avoided, whether from security defaults or erosion of market value.

The City shall seek to control the risk of loss due to the failure of a security issuer or grantor. Such risk shall be controlled by investing only in the safest types of securities as defined in the Policy; by collateralization as required by law; and through portfolio diversification by maturity and type.

B. Maintenance of Adequate Liquidity

The investment portfolio will remain sufficiently liquid to meet the cash flow requirements that might be reasonably anticipated. Liquidity shall be achieved by matching investment maturities with forecasted cash flow requirements; investing in securities with active secondary markets; maintaining

appropriate portfolio diversification; and by investing in eligible money market mutual funds and local government investment pools.

A security may be liquidated to meet unanticipated cash requirements, to redeploy cash into other investments expected to outperform current holdings, or otherwise to adjust the portfolio.

C. Return on Investments

The City shall invest local funds in investments that yield a competitive market rate of return while providing necessary principal protection consistent with stated objectives. For bond proceeds to which arbitrage restrictions apply, the primary objectives shall be to obtain a fair market rate and to minimize the costs associated with the investment of such funds within the constraints of the investment policy and applicable bond covenants.

III. RESPONSIBILITY AND STANDARD OF CARE

A. Delegation of Authority

The Director of Finance shall be the "Investment Officer" of the City. The Investment Officer is authorized by the City Council to cause the investment of all available funds consistent with this policy. In the absence of the Director of Finance, the City Manager shall serve as the Interim Investment Officer. The City Council may also appoint additional Investment Officer(s) by resolution. Because of the various duties and responsibilities related to managing the investment portfolio, the Director of Finance may delegate specific duties and responsibilities to other finance department employees; however, no person shall engage in an investment transaction except as provided under the terms of this policy.

B. Standard of Care

The standard of care used by the City shall be the "prudent investor rule" as set forth in Tex. Gov't Code Ann. Sec. 2256.006 and shall be applied in the context of managing the overall portfolio within the applicable legal constraints. The Prudent Investor Rule states that:

> "Investments shall be made with judgment and care, under circumstances then prevailing, that a person of prudence, discretion and intelligence would exercise in the management of the person's own affairs, not for speculation, but for investment, considering the probable safety of capital and the probable income to be derived."

Investment of funds shall be governed by the following investment objectives, in order of priority:

1) preservation and safety of principal,
2) liquidity, and
3) yield

The designated Investment Officers shall perform their duties in accordance with the adopted Investment Policy and internal procedures. In determining whether an Investment Officer has exercised prudence with respect to an investment decision, the investment of all funds over which the Investment Officer had responsibility, rather that the prudence of a single investment shall be considered. Investment Officers acting in good faith and in accordance with these policies and

procedures shall be relieved of personal liability. The designated Investment Officers shall adhere to the City of Kyle Investment Policy and Ethic Ordinance.

C. Conflict of Interest

The designated Investment Officers shall act as custodians of the public trust avoiding any transaction which might involve a conflict of interest, the appearance of a conflict of interest, or any activity which might otherwise discourage public confidence. Investment Officers shall refrain from personal business activity that could conflict with proper execution of the investment program, or which could impair their ability to make impartial investment decisions. Additionally, all Investment Officers shall file with the Texas Ethics Commission and the City a statement disclosing any personal business relationship with any business or individual seeking to sell investments to the City, or any relationship within the second degree by affinity or consanguinity to an individual seeking to sell investments to the City. For purposes of this subsection, an Investment Officer has a personal business relationship with a business organization if:

1) The Investment Officer owns 10 percent or more of the voting stock or shares of the business organization or owns $5,000 or more of the fair market value of the business organization;

2) Funds received by the Investment Officer from the business organization exceed 10 percent of the Investment Officer's gross income for the previous year; or

3) The Investment Officer has acquired from the business organization during the previous year investments with a book value of $2,500 or more for the personal account of the Investment Officer.

D. Establishment of Internal Controls

The Director of Finance shall establish written administrative procedures for the operation of the investment program consistent with this Policy. The controls shall be designed to prevent, identify and control losses of public funds arising from deviation from this policy, fraud, employee error, misrepresentation by third parties, or imprudent actions by employees and officers of the City.

Duties related to investment activities will be delegated so that segregation of duties will be maintained with respect to purchasing, recording, authorizing and reconciling investment accounts. All investment transactions must be authorized by the Director of Finance.

IV. INVESTMENT ADVISORS AND BROKER / DEALERS

A. Investment Advisors

The Finance Director may select an Investment Advisor to advise the City in the investment of City funds and other responsibilities including but not limited to broker compliance, security selection, competitive bidding, security reporting and documentation. The Investment Advisor must be registered with the Securities and Exchange Commission (SEC) under the Investment Advisor's Act of 1940 as well as with the Texas State Securities Board.

Investment Advisors shall agree that investment advice shall at all times be given with the judgment and care, under circumstances then prevailing, which persons paid for their special prudence, discretion

and intelligence, in such matters exercise in the management of their client's affairs, not for speculation by the client or production of fee income by the advisor or broker but for investment by the client with emphasis on the probable safety of the capital while considering the probable income to be derived.

An appointed Investment Advisor shall act solely in an advisory and administrative capacity, within the guidelines of this Investment Policy and without any discretionary authority to transact business on behalf of the City.

The term of any Investment Advisor contract may not exceed two years. Any renewal or extension of the Investment Advisor contract must be made by the City Council by resolution.

Investment Advisors shall additionally prepare, at least on a quarterly basis, a comprehensive portfolio report that includes, at a minimum, the following information:

- Current portfolio status,
- Transactions and activity for the period,
- Investment maturity schedule,
- Security-type allocation,
- Income earned,
- Yield analysis (including benchmarks), and
- Book value versus market value comparison.

B. **Broker / Dealer Selection and Due Diligence**

The City shall establish a list of approved broker/dealers, which qualify under SEC rule 15C3-1 (uniform net capital rule) from which it will conduct security transactions. Each prospective business organization must provide current financial statements, resumes of key sales personnel and a completed broker/dealer questionnaire. The Financial condition of each qualified firm shall be reviewed annually.

In addition, business organizations eligible to transact investment business with the City shall be presented with a written copy of this Investment Policy. Additionally, the qualified representative of the business organization offering to engage in an investment transaction with the City shall execute a written instrument in a form acceptable to the City and the business organization substantially to the effect that the business organization has:

1) Received and reviewed the investment policy of the City; and

2) Acknowledged that the business organization has implemented reasonable procedures and controls in an effort to preclude investment transactions conducted between the City and the organization that are not authorized by the City's investment policy, except to the extent that this authorization is dependent on an analysis of the makeup of the City's entire portfolio or requires an interpretation of subjective investment standards.

The City shall not enter into an investment transaction with a business organization prior to receiving the written instrument described above.

The City Council shall, at least annually, review, revise, and adopt a list of qualified Investment Providers that are authorized to engage in investment transactions with the City.

If the City has contracted with an Investment Advisor, the advisor shall be responsible for performing financial due diligence on the City's behalf. The advisor will annually provide the City with a list of authorized Broker/Dealers as well as the written acknowledgement above.

V. AUTHORIZED INVESTMENTS

A. Eligible Investments

City funds governed by this Policy may be invested in:

1) Obligations of the United States or its agencies and instrumentalities, excluding mortgaged backed securities, collateralized mortgage obligations, and real estate mortgage investment conduits.

2) Direct obligations of the State of Texas or its agencies and instrumentalities;

3) Other obligations, the principal and interest on which are unconditionally guaranteed or insured by, or backed by the full faith and credit of, the State of Texas or the United States or their respective agencies and instrumentalities including obligations that are fully guaranteed or insured by the Federal Deposit Insurance Corporation (FDIC) or by the explicit full faith and credit of the United States;

4) Obligations of states, agencies, counties, cities, and other political subdivisions of any State having been rated as to investment quality by a nationally recognized investment rating firm and having received a rating of not less than "A" or its equivalent;

5) Fully collateralized repurchase agreement having a defined termination date; placed through a primary government securities dealer, as defined by the Federal Reserve, or a financial institution doing business in Texas; and secured by obligations described by a combination of cash and securities listed in 1- 4 above and pledged with a third-party selected or approved by the City; and having a market value of not less than the principal amount of the funds disbursed. The term repurchase agreement includes reverse repurchase agreements. Repurchase agreements must also be secured in accordance with State law. Each counter party to a repurchase agreement is required to sign a copy of the Security Industry and Financial Markets Association (SIFMA) Master Repurchase Agreement as approved by the City. An executed copy of this Agreement must be on file before the City will enter into any transaction with a counter party.

6) Certificates of deposit must be issued by a depository institution that has its main office or a branch office in the state of Texas that are:

   - Guaranteed or insured by the FDIC or its successors; or

   - Secured by obligations that are described by 1-4 above, which are intended to include all direct Federal agency or instrumentality issued mortgage backed securities, but excluding those mortgage-backed securities that have a market value of not less than the principal amount of the certificates; or

   - Secured in any other manner provided by law for deposits of the City; or

- Governed by a Depository Agreement that complies with Federal and State regulation to properly secure a pledged security interest.

7) Money market mutual funds regulated by the Securities & Exchange Commission, with a dollar weighted average portfolio maturity of 60 days or less that fully invest dollar-for-dollar all City's funds without sales commissions or loads and, whose investment objectives include seeking to maintain a stable net asset value of $1 per share. The City may not invest funds under its control in an amount that exceeds 10% of the total assets of any individual money market mutual fund or exceeds 80% of its monthly average fund balance, excluding bond proceeds and reserves and other funds held for debt service in money market mutual funds;

8) Commercial paper with a stated maturity of 270 days or less from the date of issuance and rated no less than A-1 or P-1 or an equivalent rating by at least two nationally recognized rating agencies;

9) Local government investment pools organized and operating in compliance with the Interlocal Cooperation Act, as amended, whose obligations are exclusively of the obligations that are described by 1-7 above and whose investment philosophy and fund strategy is consistent with this policy.

To maintain eligibility to receive funds from and invest funds on behalf of the City, an investment pool must be continuously rated no lower than AAA or AAA-m, or an equivalent rating by at least one nationally recognized rating service.

In addition, an investment pool must furnish an offering circular or other similar disclosure instrument that contains, at a minimum, the following information:

- the types of investments in which money is allowed to be invested;
- the maximum average dollar-weighted maturity allowed, based on the stated maturity date, of the pool;
- the maximum stated maturity date any investment security within the portfolio has;
- the objectives of the pool;
- the size of the pool;
- the names of the members of the advisory board of the pool and the dates their terms expire;
- the custodian bank that will safekeep the pool's assets;
- whether the intent of the pool is to maintain a net asset value of one dollar and the risk of market price fluctuation;
- whether the only source of payment is the assets of the pool at market value or whether there is a secondary source of payment, such as insurance or guarantees, and a description of the secondary source of payment;
- the name and address of the independent auditor of the pool;
- the requirements to be satisfied for the City to deposit funds in and withdraw funds from the pool and any deadlines or other operating policies required for the entity to invest funds in and withdraw funds from the pool; and

- the performance history of the pool, including yield, average dollar-weighted maturities, and expense ratios.

To maintain eligibility to receive funds from and invest funds on behalf of the City under this chapter, an investment pool must furnish to the investment officer or other authorized representative of the City:

- Investment transaction confirmations; and
- A monthly report that containing the following information:
  - the types and percentage breakdown of securities in which the pool is invested;
  - the current average dollar-weighted maturity, based on the stated maturity date, of the pool;
  - the current percentage of the pool's portfolio in investments that have stated maturities of more than one year;
  - the book value versus the market value of the pool's portfolio, using amortized cost valuation;
  - the size of the pool;
  - the number of participants in the pool;
  - the custodian bank that is safekeeping the assets of the pool;
  - a listing of daily transaction activity of the entity participating in the pool;
  - the yield and expense ratio of the pool, including a statement regarding how yield is calculated;
  - the portfolio managers of the pool; and
  - any changes or addenda to the offering circular.

B. **Ineligible Investments**

The following are not authorized investments for the City:

1) Obligations whose payments represent the coupon payments on the outstanding principal balance of the underlying mortgage-backed security collateral and pays no principal (IO's);

2) Obligations whose payments represent the principal stream of cash flow from the underlying mortgage-backed security collateral and pays no interest (PO's);

3) Collateralized Mortgage Obligations (CMO's) that have a stated final maturity date of greater than 10 years; and

4) Collateralized mortgage obligations whose interest rates are determined by an index that adjusts opposite to the changes in the market index (Inverse Floaters).

Downgrade Provision for Investment Ratings

An Investment that requires a minimum rating does not qualify as an authorized investment during the period the investment does not have the minimum rating. The City shall take all prudent measures that are consistent with its Investment Policy to liquidate an investment that does not have the minimum rating. The City shall also monitor the credit ratings on securities that require minimum ratings. This may be accomplished through research, or with the assistance of investment advisors, broker dealers, banks or safekeeping agents.

VI. SAFEKEEPING AND COLLATERALIZATION

A. Delivery versus Payment Requirement

The purchase of individual securities shall be executed "delivery versus payment" (DVP) through the City's Safekeeping Agent. By so doing, City's funds are not released until the City has received, through the Safekeeping Agent, the securities purchased.

B. Safekeeping Agreement

The City shall contract with a bank, or banks, for the safekeeping of securities either owned by the City as a part of its investment portfolio or as part of its depository agreements. All collateral securing bank and savings bank deposits must be held in the City's name by a third-party banking institution acceptable to and under contract with the City, by the Federal Reserve Bank.

Evidence of perfected ownership shall be provided through monthly safekeeping statements which shall be promptly reconciled to internal investment records.

C. Collateralization

Consistent with the requirements of State law, the City requires all bank and savings bank deposits to be federally insured or collateralized with eligible securities. Financial institutions serving as City's Depositories will be required to sign a Depository Agreement with the City and the City's safekeeping agent. The safekeeping portion of the Agreement shall define the City's rights to the collateral in case of default, bankruptcy, or closing and shall establish a perfected security interest in compliance with Federal and State regulations, including:

1) The Agreement must be in writing;

2) The Agreement has to be executed by the Depository and the City contemporaneously with the acquisition of the asset;

3) The Agreement must be approved by the Board of Directors or the loan committee of the Depository and a copy of the meeting minutes must be delivered to the City;

4) The Agreement must be part of the Depository's "official record" continuously since its execution.

D. **Required Collateral Levels**

1) Certificates of Deposit
The market value of the principal portion of collateral pledged for certificates of deposit must at all times be equal to or greater than the par value of the certificates of deposit plus accrued interest, less the applicable level of FDIC insurance.

2) Repurchase Agreements
A repurchase agreement's security value shall be the par value plus accrued interest, and the security's market value must be maintained as a minimum of 102% of the principal value of the repurchase agreement.

E. **Monitoring Collateral Adequacy**

1) Certificates of Deposit
The City shall require monthly reports with market values of pledged securities from all financial institutions with which the City has collateralized deposits. The Investment Officers will monitor adequacy of collateralization levels to verify market values and total collateral positions.

2) Repurchase Agreements
Weekly monitoring by the Investment Officer(s) of market values of all underlying securities purchased for City repurchase transactions is required. More frequent monitoring may be necessary during periods of market volatility.

F. **Additional Collateral and Securities**

1) Certificates of Deposit
If the collateral pledged for a deposit falls below the par value of the deposit, plus accrued interest and less FDIC insurance, the institution holding the deposit will be notified by the Investment Officer(s) and will be required to pledge additional securities no later than the end of the next succeeding business day.

2) Repurchase Agreements
If the value of the securities underlying a repurchase agreement falls below the margin maintenance levels specified above, the Investment Officer(s) will request additional securities. If the repurchase agreement is scheduled to mature within five business days and the amount is deemed to be immaterial, then the request is not necessary.

G. **Collateral Substitution**

Collateralized deposits often require substitution of securities. Substitution is permitted if the substitution maintains a pledged value equal to or greater than the required security level. Substitution is allowable for all transactions, but should be limited, if possible, to minimize potential administrative problems and transfer expense.

VII. REPORTING

A. Required Reports

Investment performance will be monitored and evaluated by the Investment Officer(s). The Investment Officers will provide a quarterly comprehensive report signed by all Investment Officer(s) to the City Council. This investment report shall:

1) Describe in detail the investment position of the City,

2) Contain a summary statement, prepared in compliance with generally accepted accounting principles, of each pooled fund group that states the:

   - beginning market value for the reporting period;
   - ending market value for the period; and
   - fully accrued interest for the reporting period;

3) State the book value and market value of each separately invested asset at the end of the reporting period by the type of asset and fund type invested;

4) State the maturity date of each separately invested asset that has a maturity date;

5) State the account or fund or pooled group fund for which each individual investment was acquired; and

6) State the compliance of the investment portfolio with the City's Investment Policy and strategy and the Public Funds Investment Act.

B. Market Pricing

The investment portfolio will be marked to market monthly. These sources may include, but are not limited to, the City's Investment Advisor, the Wall Street Journal, Bloomberg and the City's safekeeping agent.

C. Compliance Audit

The City, in conjunction with its annual financial audit, shall require a compliance audit of management controls on investments and adherence to the City's Investment Policy and strategies. If the City invests in other than money market mutual funds, investment pools or accounts offered by its depository bank in the form of certificates of deposit, or money market accounts or similar accounts, the reports prepared by the Investment Officer(s) shall be formally reviewed at least annually by an independent auditor, and the result of the compliance audit shall be reported to the City Council.

D. **Performance Measurement**

The City will normally seek to invest its funds with an average maturity of one year or less. As a result, an appropriate benchmark to gauge relative performance shall be the one year Constant Maturity Treasury (CMT).

VIII. INVESTMENT OFFICER TRAINING

All those designated as Investment Officers by the City Council must attend at least one training session relating to the Investment Officers' responsibilities within 12 months after taking office or assuming duties; and attend an investment training session not less than once in a two-year period that begins on the first day of the City's fiscal year and consists of the two consecutive fiscal years after that date, and receive not less than 10 hours of instruction relating to investment responsibilities from an independent source approved by the City Manager or the City Council.

Training under this section must be provided by an independent source. Appropriate training shall include education in investment controls, security risks, strategy risks, market risks, and compliance with the Public Funds Investment Act.

IX. INVESTMENT STRATEGIES

In order to minimize risk of loss due to interest rate fluctuations, investment maturities will not exceed the anticipated cash flow requirements of the funds. Investment strategies by fund are as follows:

A. **Operating Funds**

Investment strategies for operating funds have as their primary objective to assure that anticipated cash flows are matched with adequate investment liquidity. The secondary objective is to create a portfolio structure which will experience minimal volatility during economic cycles. This may be accomplished by purchasing quality, short-to-medium term securities which will complement each other in a laddered structure. The dollar-weighted average maturity of 18 months or less will be calculated using the stated final maturity dates of each security and the maximum allowable maturity shall be five years.

B. **Bond Proceeds**

The investment maturity of bond proceeds (excluding reserve and debt service funds) shall generally be limited to the anticipated cash flow requirement or the "temporary period," as defined by Federal tax law. During the temporary period, which is generally three years for capital projects, bond proceeds may be invested at an unrestricted yield. After the expiration of the temporary period, bond proceeds are subject to yield restriction and shall be invested considering the anticipated cash flow requirements of the funds and market conditions to achieve compliance with the applicable regulations. The maximum maturity for all bond proceeds shall not exceed the anticipated project spending dates. Interest in excess of the allowable arbitrage earnings will be segregated and made available for necessary payments to the US Treasury.

C. **Debt Service Funds**

Investment strategies for Debt Service Funds shall be to ensure adequate funding for each consecutive debt service payment. The Investment Officers shall invest in such a manner as not to exceed an

"unfunded" debt service date with the maturity of any investment. An unfunded debt service date is defined as a coupon or principal payment date that does not have cash or investment securities available to satisfy said payment.

D. **Bond Reserve Funds**

Market conditions, Bond Ordinance constraints and Arbitrage regulation compliance will be considered when formulating Reserve Fund strategy. Maturity limitation shall generally not exceed the call provisions of the Bond Ordinance and shall not exceed the final maturity of the bond issue.

E. **Other Funds**

The anticipated cash requirements of other City funds will govern the appropriate maturity mix. Appropriate portfolio strategy shall be determined based upon market conditions. Policy compliance, City financial condition, and other risk return constrains will be considered when formulating investment strategy. Maximum maturity shall not exceed five years.

Glossary of Cash Management Terms

Accretion – common investment accounting entry in which the book value of securities purchased at a discount are gradually written up to the par value. The process has the effect of recording the discount as income over time.

Accrued Interest – Interest earned, but not yet paid, on a bond.

Agency – See Federal Agency

Amortization – common investment accounting entry in which the book value of securities purchased at a premium are gradually written down to the par value.

Basis Point - A unit of measurement used in the valuation of fixed-income securities equal to 1/100 of 1 percent of yield, e.g., "1/4" of 1 percent is equal to 25 basis points.

Benchmark – Index used to compare risk and performance to a managed portfolio.

Bid - The indicated price at which a buyer is willing to purchase a security or commodity.

Book Value – The original acquisition cost of an investment plus or minus the accrued amortization or accretion.

Broker – A financial firm that brings securities buyers and sellers together in return for a fee. The term "broker" is often used interchangeably with "dealer" to refer to a seller of investment securities.

Callable Bond - A bond issue in which all or part of its outstanding principal amount may be redeemed before maturity by the issuer under specified conditions.

Cash Settlement - A transaction which calls for delivery and payment of securities on the same day that the transaction is initiated.

Collateralization - Process by which a borrower pledges securities, property, or other deposits for the purpose of securing the repayment of a loan and/or security.

Collateralized Mortgage Obligation (CMO) – A derivative mortgage-backed security (MBS) created from pools of home mortgage loans. A single MBS is divided into multiple classes, each class containing a unique risk profile and security characteristics. A number of CMO classes are expressly prohibited by Texas State law.

Commercial Paper - An unsecured short-term promissory note issued by corporations, with maturities ranging from 1 to 270 days. Commercial paper must carry a minimum rating of A1P1 in order to be eligible under the Texas Public Funds Investment Act.

Constant Maturity Treasury (CMT) – A calculated average released by the Federal Reserve of all Treasury yields along a specific maturity point. This calculation is frequently used as a benchmark for conservative government portfolios.

Coupon Rate - The annual rate of interest received by an investor from the issuer of certain types of fixed-income securities. Also known as the "interest rate."

Credit Risk - The risk to an investor that an issuer will default in the payment of interest and/or principal on a security.

Derivative – Financial instruments whose value is derived from the movement of an underlying index or security.

Dealer – A dealer, as opposed to a broker, acts as a principal in all securities transactions, buying and selling for their own account. Often times, the terms "broker" and "dealer" are used interchangeably to refer to a seller of investment securities.

Delivery Versus Payment (DVP) - A type of securities transaction in which the purchaser pays for securities at the time of delivery either to the purchaser or his/her custodian.

Derivative Security - Financial instrument created from, or whose value depends upon, one or more underlying assets or indexes of asset values.

Discount - The amount by which the par value of a security exceeds the price paid for the security.

Diversification - A process of investing assets among a range of security types by sector, maturity, and quality rating**.**

Dollar Weighted Average Maturity (WAM) - The average maturity of all the securities that comprise a portfolio.

Fair Market Rate – A documented and verifiable rate of interest which approximates the average rate which could have been earned on similar investments at the time of the transaction.

Federal Agency – A debt instrument, either fully guaranteed or sponsored by the U.S. government. The typical definition of agency includes the government sponsored enterprises of Fannie Mae, Freddie Mac, the Federal Farm Credit Bank (FFCB) and the Federal Home Loan Bank (FHLB).

Federal Deposit Insurance Corporation (FDIC) - A federal agency that insures bank deposits, currently up to $250,000 per account or as adjusted by FDIC. Public deposits that exceed this amount must be properly collateralized with investment securities or insured through a surety bond.

Interest Rate - See "Coupon Rate."

Internal Controls - An internal control structure designed to ensure that the assets of the entity are protected from loss, theft, or misuse. The internal control structure is designed to provide reasonable assurance that these objectives are met.

Interlocal Cooperation Act – Law permitting joint participation by local governments providing one or more government functions within the State. This law (Section 791.001 et seq. of the Texas Government Code ("the Act")) has allowed for the creation of investment pools in Texas.

Investment Advisors Act of 1940 - Law which requires all Investment Advisors to be registered with the SEC in order to protect the public from fraud.

Investment Policy - A concise and clear statement of the objectives and parameters formulated by an investor or investment manager for a portfolio of investment securities. The Texas Public Funds Investment Act requires that public entities have a written and approved investment policy.

Investment Pool – An entity created under the Interlocal Cooperation Act to invest public funds jointly on behalf of the entities that participate in the pool.

Liquidity – A liquid investment is one that can be easily and quickly converted to cash without substantial loss of value. Investment pools and money market funds, which allow for same day withdrawal of cash, are considered extremely liquid.

Local Government Investment Pool (LGIP) - An investment by local governments in which their money is pooled as a method for managing local funds.

Market Risk - The risk that the value of a security will rise or decline as a result of changes in market conditions.

Market Value - A security's par amount multiplied by its market price.

Master Repurchase Agreement – A written contract covering all future transactions between the two parties to a repurchase agreement.

Maturity - The date on which payment of a financial obligation is due. The final stated maturity is the date on which the issuer must retire a bond and pay the face value to the bondholder. See "Weighted Average Maturity."

Money Market Mutual Fund - Mutual funds that invest solely in money market instruments (short-term debt instruments, such as Treasury bills, commercial paper, bankers' acceptances, repos and federal funds).

Mortgage-Backed Security (MBS) – Security backed by pools of home loan mortgages.

Financial Industry Regulatory Authority (FINRA) - formerly the National Association of Securities Dealers (NASD) - A self-regulatory organization (SRO) of brokers and dealers in the over-the-counter securities business. Its regulatory mandate includes authority over firms that distribute mutual fund shares as well as other securities.

Net Asset Value (NAV) – The value of a mutual fund or investment pool at the end of the business day. NAV is calculated by adding the market value of all securities in a fund or pool, deducting expenses, and dividing by the number of shares in the fund or pool.

Offer - An indicated price at which market participants are willing to sell a security. Also referred to as the "Ask price."

Par - Face value or principal value of a bond, typically $1,000 per bond. A security's par value is multiplied by its coupon rate to determine coupon payment amount.

Premium - The amount by which the price paid for a security exceeds the security's par value.

Primary Government Securities Dealer (Primary Dealer) – One of 21 (as of 12/2011) large government securities dealers who are required to submit daily reports of market activity and monthly financial statements to the New York Federal Reserve Bank. Primary Dealers are required to continually "make a market" in Treasury securities, buying or selling when asked, thereby creating a liquid secondary market for US debt obligations.

Principal - The face value or par value of a debt instrument. Also may refer to the amount of capital invested in a given security.

Prudent Person Rule - An investment standard outlining the fiduciary responsibilities of public funds investors relating to investment practices.

Regular Way Delivery - Securities settlement that calls for delivery and payment on the third business day following the trade date (T+3); payment on a T+1 basis is currently under consideration. Mutual funds are settled on a same day basis; government securities are settled on the next business day.

Repurchase Agreement (repo or RP) - An agreement by one party to sell securities at a specified price to a second party and a simultaneous agreement of the first party to repurchase the securities at a specified price or at a specified later date.

Reverse Repurchase Agreement (Reverse Repo) - An agreement of one party to purchase securities at a specified price from a second party and a simultaneous agreement by the first party to resell the securities at a specified price to the second party on demand or at a specified date.

Safekeeping - Holding of assets (e.g., securities) by a financial institution.

Swap - Trading one asset for another.

Total Return - The sum of all investment income plus changes in the capital value of the portfolio. For mutual funds, return on an investment is composed of share price appreciation plus any realized dividends or capital gains. This is calculated by taking the following components during a certain time period. (Price Appreciation) + (Dividends paid) + (Capital gains) = Total Return

Treasury Bills - Short-term U.S. government non-interest bearing debt securities with maturities of no longer than one year and issued in minimum denominations of $10,000. Auctions of three- and six-month bills are weekly, while auctions of one-year bills are monthly. The yields on these bills are monitored closely in the money markets for signs of interest rate trends.

Treasury Notes - Intermediate U.S. government debt securities with maturities of two- to 10-years and issued in denominations ranging from $1,000 to $1 million or more.

Uniform Net Capital Rule - SEC Rule 15C3-1 outlining capital requirements for broker/dealers.

Volatility - A degree of fluctuation in the price and valuation of securities.

Yield - The current rate of return on an investment security generally expressed as a percentage of the security's current price.

Yield-to-call (YTC) - The rate of return an investor earns from a bond assuming the bond is redeemed (called) prior to its nominal maturity date.

Yield Curve - A graphic representation that depicts the relationship at a given point in time between yields and maturity for bonds that are identical in every way except maturity. A normal yield curve may be alternatively referred to as a positive yield curve.

Yield-to-maturity - The rate of return yielded by a debt security held to maturity when both interest payments and the investor's potential capital gain or loss are included in the calculation of return.

Zero-coupon Securities – Securities issued at a discount which make no periodic interest payment. The rate of return consists of a gradual accretion of the principal of the security and is payable at par upon maturity.

Council Contact Information

Mayor Yvonne Flores-Cale	YCale@cityofkyle.com
Mayor Pro Tem Michael Tobias	MTobias@cityofkyle.com
Council Member Courtney Goza	CGoza@cityofkyle.com
Council Member Melisa Medina	MMedina@cityofkyle.com
Council Member Claudia Zapata	CZapata@cityofkyle.com
Council Member Dr. Lauralee Harris	LHarris@cityofkyle.com
Council Member Marc McKinney	MMcKinney@cityofkyle.com

City Council Regular Meeting

DEPARTMENT: Development Services - Planning

FROM: Anjali Naini, Senior Planner

MEETING: September 15, 2026

SUBJECT:

Consider approval of a Resolution regarding a request by Denecia Clark for exceptions from Chapter 41 (Subdivisions) of the City's Code of Ordinances related to minimum width at the front property line (Chapter 41, Article V, Sec. 136, (a) (2)), access requirements (Chapter 41, Article V, Sec. 136, (a) (3)), and lot depth to average width ratio (Chapter 41, Article V, Sec. 136 (c)), for the proposed final plat of a property located at approximately 1776 Satterwhite Road in the City of Kyle Extraterritorial Jurisdiction. (VR-25-0011)
The Planning & Zoning Commission voted 4-0 to recommend approval on 8/25/2026.

SUMMARY:

The applicant is requesting exceptions from the Subdivision Ordinance – Chapter 41 of the City's Code of Ordinances, to plat their property in accordance with the William and Martha Haberer Revocable Trust and the Last Will and Testament of William and Martha Haberer. The lots in question are located in the City of Kyle Extraterritorial Jurisdiction and are not platted.

Due to the lots' pre-existing configuration, it is not possible to meet all of the current requirements in Chapter 41 – Subdivisions. The lots will remain in their current configuration, and no proposed improvements will be made at this time. Per the engineer's summary letter, the lots have remained in the current configuration since before they were added into Kyle's ETJ. Below is a summary of each code section from which the applicant is seeking an exception, and a brief description of how the requested exceptions relate to the property.

Requested Exceptions (Chapter 41, Sec. 41-136 – Lots)

1. Minimum width at the front property line of 130 feet (Sec. 41-136 (a)(2)
    a. Lot 1 complies with the Code; however, Lot 2 is a flag/irregular lot with only 60ft frontage on Satterwhite Road. Additionally, Lot 3 does not have any direct access to, or frontage on, Satterwhite Road or any other street

and takes its access from joint use access along the “flagpole” portion of Lot 2.

2. Be designed so that all access is provided from a local street except access may be permitted from a major thoroughfare or street, state highway, farm to market road, ranch road, or numbered/or named county roadway if a minimum driveway centerline spacing of 200 feet is provided between driveways (Sec. 41-136 (a)(3)).
    a. Lot 1 meets the Code requirements. Lot 2 has direct access to Satterwhite Road through the “flagpole” portion of the property that directly abuts the road. Lot 3 does not have direct access to the road and requires a joint access easement to access Satterwhite Road.
3. Side lot lines in residential subdivision shall be substantially at right angles to straight streets lines and radial to curved street lines. Except for culs-de-sac lots, street frontage shall not be substantially less in width than the width of the lot at building site location. The ratio of the lot depth to the average lot width shall not be greater than a 5:1 ratio (Sec. 41-136 (c)).
    a. This Code section is meant to discourage flag lots or other irregularly-shaped lots. Lot 1 complies with this provision, but Lots 2 and 3 are both flag lots.
        i. Lot 2 – approx. 477ft wide/flagpole is approx. 2,000ft long which equals a ratio of 1:4.
        ii. Lot 3 – approx. 262ft wide/flagpole is approx. 492ft long which equals a ratio of 1:2.

Subdivision Details

1. Lots
    a. Final Plat of the Haberer Family Subdivision – plat 35.37 acres into three lots:
        i. Lot 1 – 12.09 acres
        ii. Lot 2 – 16.35 acres
        iii. Lot 3 – 6.93 acres
2. Utility Providers
    a. Water – Goforth Special Utility District
    b. Wastewater – OSSF
    c. Electricity – Pedernales Electric Cooperative
    d. Gas – Centerpoint Energy

The subdivision application has been reviewed by staff under the subdivision regulations, Chapter 41 of the Code of Ordinances. Aside from the requested exceptions, Staff have found the proposed plat to otherwise comply with the City’s subdivision regulations.

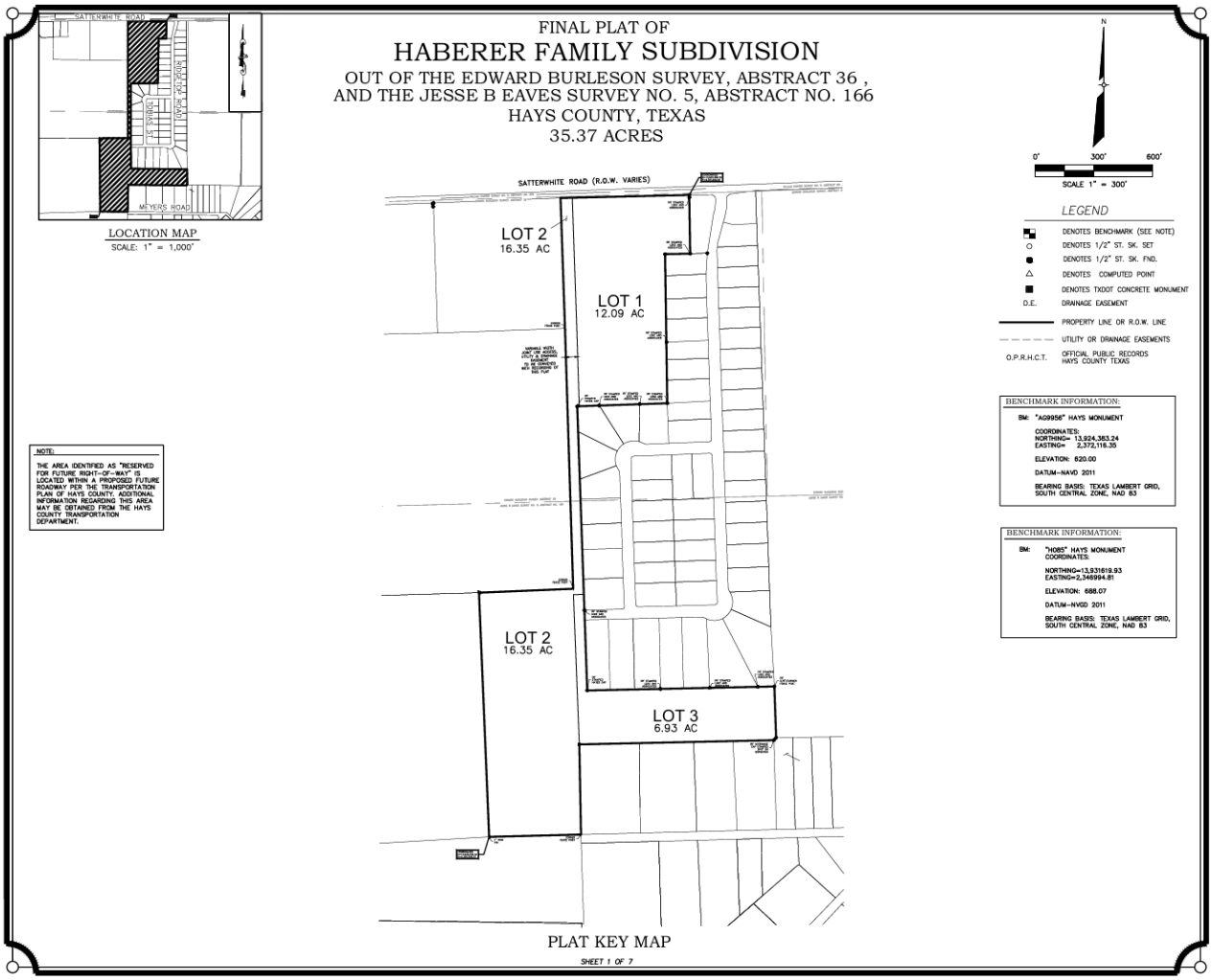

OPTIONS:

1. Approve the requested exceptions as presented.
2. Approve with modifications or conditions.
3. Deny the exceptions.

RECOMMENDATION:

Staff recommend Option 1, to approve the exception request as presented.

PRIOR ACTION/INPUT (Council, Boards, Citizens):

The Planning & Zoning Commission made a recommendation to approve the exception request as presented by a vote of 4-0 on August 25, 2026.

FISCAL IMPACT:

1. City Department:	Development Services	
2. Project Name:	City of Kyle Code of Ordinances	
3. Budget/Accounting Code(s):		
4. Funding Type:		
5. Funding Source:		
6. Current Appropriation:	$	-
7. Unencumbered Available Balance:	$	-
8. Amount of This Action:	$	-
9. Unencumbered Balance Remaining:	$	-

10. Special Note/Comment: This item is to consider approval of a Resolution regarding a request by Denecia Clark for exceptions from Chapter 41 (Subdivisions) of the City's Code of Ordinances related to minimum width at the front property line (Chapter 41, Article V, Sec. 136, (a) (2)), access requirements (Chapter 41, Article V, Sec. 136, (a) (3)), and lot depth to average width ratio (Chapter 41, Article V, Sec. 136 (c)), for the proposed final plat of a property located at approximately 1776 Satterwhite Road in the City of Kyle Extraterritorial Jurisdiction. (VR-25-0011). The Planning & Zoning Commission voted 4-0 to recommend approval on 8/25/2026. There is no fiscal impact at this time.

11. Prepared & Verified By:	Angel Avila, Senior Budget Analyst	9/2/2026
12. Reviewed & Approved By:	Dillon Saunderson, Budget Manager	9/2/2026

STAFF CONTACT:

Name: Anjali Naini
Title: Senior Planner
Email: anaini@cityofkyle.com
Phone: 737-403-9474

1776 Satterwhite Road – VR-25-001

Consider approval of exception requests from Chapter 41 (Subdivisions) regarding minimum lot width; access requirements; and lot depth to average width ratio

General Location Map

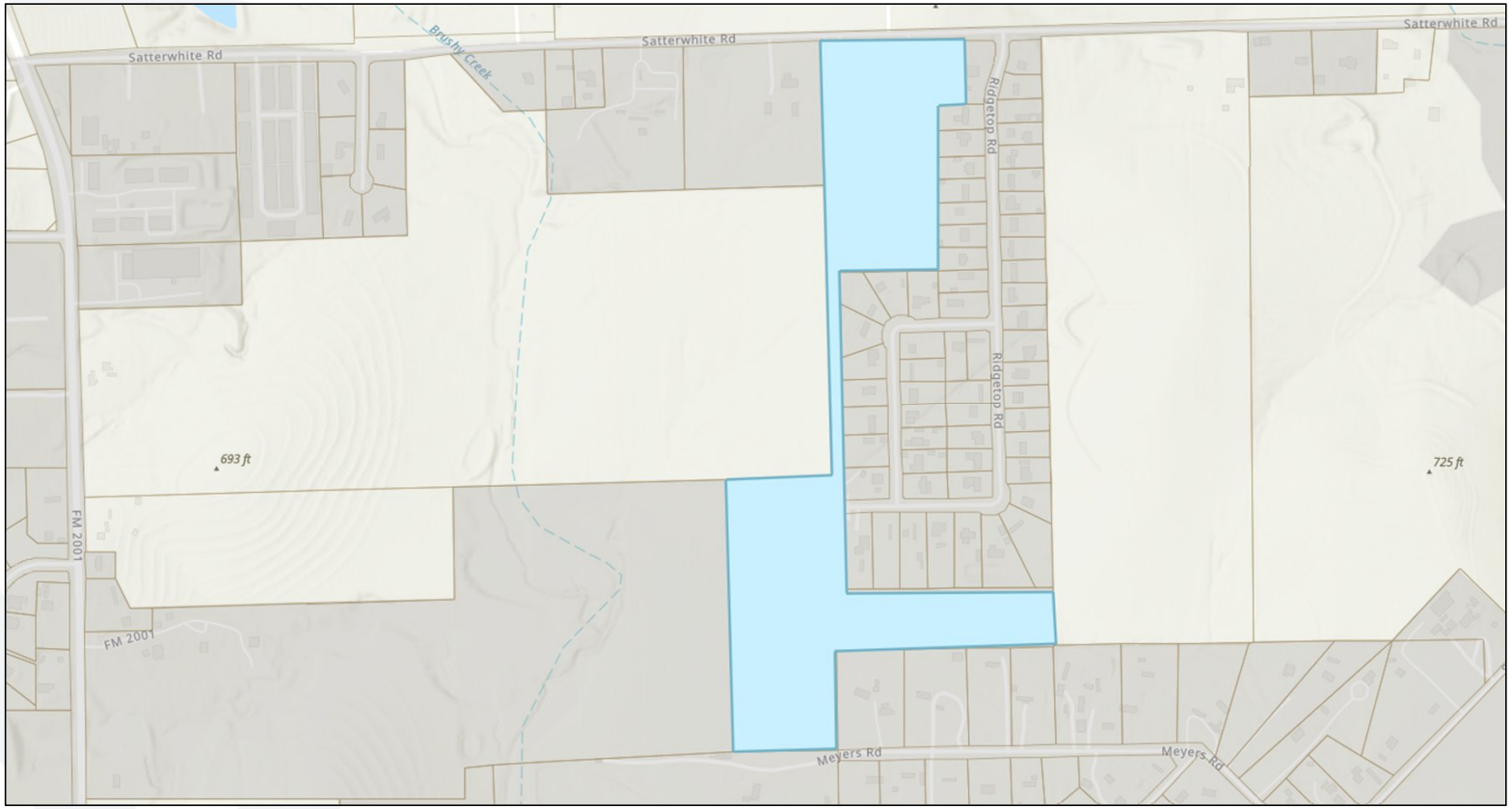

Summary

- The applicant is requesting exceptions to Chapter 41 - Subdivisions to plat the subject properties in accordance with the wishes of the Martha and William Haberer Revocable Trust/Final Will and Testament of Martha and William Haberer
- The properties are located in the Extraterritorial Jurisdiction and not subject to any zoning regulations. The proposed platted lots will remain in the same existing configuration.
- In order to plat the lots, exceptions are required to Sec. 41-136 in Chapter 41 - Subdivisions.

Plat Details

1. Lots
   a. Final Plat of the Haberer Family Subdivision - plat 35.37 acres into three lots:
      i. Lot 1 - 12.09 acres
      ii. Lot 2 - 16.35 acres
      iii. Lot 3 - 6.93 acres

Proposed Plat

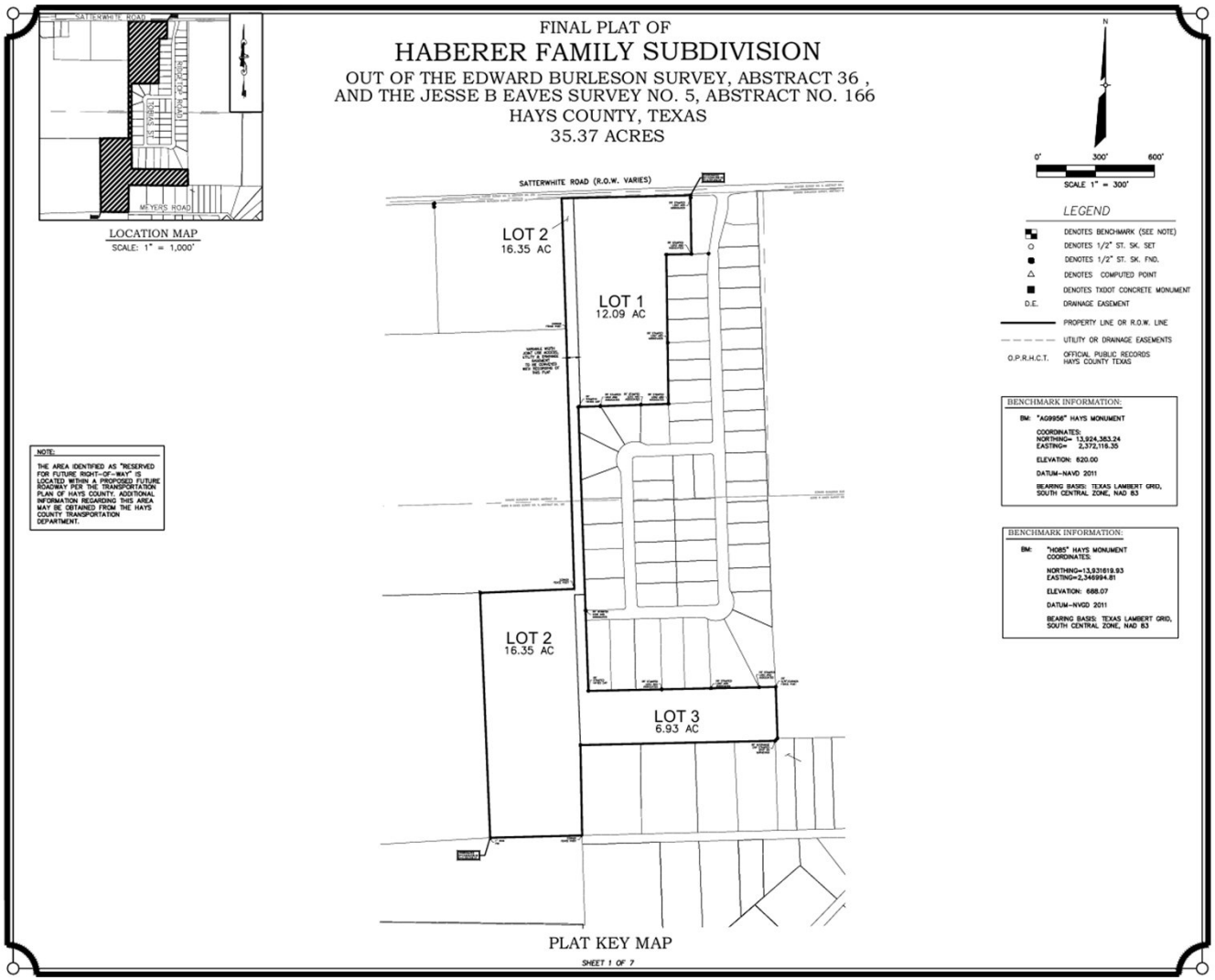

Requested Exception # 1

1. Minimum width at the front property line of 130 feet (Sec. 41-136 (a)(2)
   a. Lot 1 complies with the Code; however, Lot 2 is a flag/irregular lot with only 60ft frontage on Satterwhite Road. Additionally, Lot 3 does not have any direct access to, or frontage on, Satterwhite Road or any other street and takes its access from joint use access along the “flagpole” portion of Lot 2.

Requested Exception # 2

2. Be designed so that all access is provided from a local street except access may be permitted from a major thoroughfare or street, state highway, farm to market road, ranch road, or numbered/or named county roadway if a minimum driveway centerline spacing of 200 feet is provided between driveways (Sec. 41-136 (a)(3)).

a. Lot 1 meets the Code requirements. Lot 2 has direct access to Satterwhite Road through the “flagpole” portion of the property that directly abuts the road. Lot 3 does not have direct access to the road and requires a joint access easement to access Satterwhite Road.

Requested Exception # 3

3. Side lot lines in residential subdivision shall be substantially at right angles to straight streets lines and radial to curved street lines. Except for culs-de-sac lots, street frontage shall not be substantially less in width than the width of the lot at building site location. The ratio of the lot depth to the average lot width shall not be greater than a 5:1 ratio (Sec. 41-136 (c)).

a. This Code section is meant to discourage flag lots or other irregularly-shaped lots. Lot 1 complies with this provision, but Lots 2 and 3 are both flag lots.

   i. Lot 2 - approx. 477ft wide/flagpole is approx. 2,000ft long which equals a ratio of 1:4.

   ii. Lot 3 - approx. 262ft wide/flagpole is approx. 492ft long which equals a ratio of 1:2.

Staff Analysis

- City staff have reviewed the plat under subdivision regulations, Chapter 41 of the Code of Ordinances, and aside from the exception request, have otherwise found the proposed plat to comply with applicable City Codes.
- The proposed lots will remain in their current, existing configuration.

Planning & Zoning Commission Recommendation

- On August 25, 2025, the Planning and Zoning Commission:
  - Voted to approve the requested exceptions as presented by a vote of 4-0; and
  - Voted to approve the subdivision plat conditioned upon City Council's approval of the requested exceptions by a vote of 4-0.

City Council Options

- Option 1: Approve the requested exceptions as presented.
- Option 2: Approve with modifications/conditions.
- Option 3: Deny the exceptions.

Staff Recommendation

- Exception request: Staff recommend Option 1, to approve the exception request as presented.

- Questions?

RESOLUTION NO. _____

A RESOLUTION OF THE CITY OF KYLE, TEXAS, APPROVING CERTAIN EXCEPTIONS FROM SEC. 41-136(A)(2) (MINIMUM WIDTH AT FRONT PROPERTY LINE); SEC. 41-136(A)(3) (ACCESS REQUIREMENTS); AND SEC. 41-136(C) (SIDE LOT LINES - LOT DEPTH TO AVERAGE WIDTH RATIO); OF THE CODE OF ORDINANCES OF THE CITY OF KYLE, TEXAS, FOR PROPERTY LOCATED AT 1776 SATTERWHITE ROAD, IN HAYS COUNTY, TEXAS; MAKING FINDINGS OF FACT; AND PROVIDING FOR RELATED MATTERS.

WHEREAS, the City Council of the City of Kyle, Texas (the "City") has the authority to authorize exceptions to Chapter 41 of the City's Code of Ordinances (the "Code") after receiving a recommendation from the City's Planning and Zoning Commission; and

WHEREAS, the owner of the property described hereinafter (the "Property") has requested exceptions from Chapter 41, Sec. 41-136(a)(2) (Minimum Width at Front Property Line); Sec. 41-136(a)(3) (Access Requirements); and Sec. 41-136(c) (Side Lot Lines – Lot Depth to Average Width Ratio); and

WHEREAS, the City Council may grant exceptions to Chapter 41 of the Code, provided that special circumstances or conditions affecting the Property exist such that the strict application of the provisions of this chapter would have a substantial adverse impact on the applicant's reasonable use of the Property; and

WHEREAS, the City Council finds that granting the requested exceptions will not be detrimental to the public health, safety, or welfare, nor injurious to other property in the area; and

WHEREAS, the City Council further finds that granting the requested exceptions will not prevent the orderly subdivision or development of other land in the area in accordance with the provisions of this chapter; and

WHEREAS, after providing proper notice, the Planning and Zoning Commission held a public hearing on August 25, 2026, and the City Council held a public hearing on September 15, 2026, regarding the proposed exceptions requested for the Property; and

WHEREAS, following the public hearing on August 25, 2026, the Planning and Zoning Commission reviewed the request and the circumstances affecting the Property and find that sufficient hardship exists to warrant approval of the requested exceptions; and

WHEREAS, following the public hearings, the City Council reviewed the request and the circumstances affecting the Property and finds that sufficient hardship exists to warrant approval of the requested exceptions.

NOW, THEREFORE, BE IT RESOLVED BY THE CITY COUNCIL OF THE CITY OF KYLE, TEXAS, THAT:

SECTION 1. Recitals. The foregoing recitals are hereby found to be true and correct and are hereby adopted by the City Council and made a part hereof for all purposes as findings of fact.

SECTION 2. Exception Authorization. The City Council hereby approves and authorizes the following exceptions from Chapter 41, Sec. 41-136(a)(2) (Minimum Width at Front Property Line); Sec. 41-136(a)(3) (Access Requirements); and Sec. 41-136(c) (Side Lot Lines – Lot Depth to Average Width Ratio), for the property located at 1776 Satterwhite Road, Hays County, Texas (the "Property"), with the following findings:

1. Exception 1: Chapter 41, Sec. 41-136(a)(2) (Minimum Width at Front Property Line of 130ft) to waive requirements for minimum lot width at the front property line.

    a. Findings:

        i. There are special circumstances or conditions affecting the land involved such that the strict application of the provisions of this chapter would have a substantial adverse impact on the applicant's reasonable use of his land; and this condition has been met; and
        ii. It has been found that the exception will not be detrimental to public health and safety;
        iii. It has been found that the exception request will not prevent the orderly subdividing of other land in the area.

2. Exception 2: Chapter 41, Sec. 41-136(a)(3) (Access Requirements) to waive access requirements.

    a. Findings:

        i. There are special circumstances or conditions affecting the land involved such that the strict application of the provisions of this chapter would have a substantial adverse impact on the applicant's reasonable use of his land; and this condition has been met; and
        ii. It has been found that the exception will not be detrimental to public health and safety;
        iii. It has been found that the exception request will not prevent the orderly subdividing of other land in the area.

3. Exception 3: Chapter 41, Sec. 41-136(c) (Side Lot Lines – Lot Depth to Average Width Ratio) to allow flag or irregularly-shaped lots.

    a. Findings:

        i. There are special circumstances or conditions affecting the land involved such that the strict application of the provisions of this chapter would have a substantial adverse impact on the applicant's reasonable use of his land; and this condition has been met; and

ii. It has been found that the exception will not be detrimental to public health and safety;
iii. It has been found that the exception request will not prevent the orderly subdividing of other land in the area.

SECTION 3. Severability. Should any section or part of this Resolution be held unconstitutional, illegal, or invalid, or the application to any person or circumstance thereof ineffective or inapplicable, such unconstitutionality, illegality, invalidity, or ineffectiveness of such section or part shall in no way affect, impair or invalidate the remaining portion or portions thereof; but as to such remaining portion or portions, the same shall be and remain in full force and effect and to this end the provisions of this Resolution are declared severable.

SECTION 4. Open Meetings. It is hereby officially found and determined that the meeting at which this Resolution is passed was open to the public as required and that the public notice of the time, place, and purpose of said meeting was given as required by the Open Meetings Act, Chapter 551, Texas Government Code.

SECTION 5. Effective Date. This Resolution will become effective immediately upon its passage.

PASSED AND APPROVED this the 15th day of September 2026.

CITY OF KYLE, TEXAS

_____
Yvonne Flores-Cale, Mayor

ATTEST:

_____
Jennifer Kirkland, City Secretary

June 15, 2026

Debbie Guerra, Planning Technician
City of Kyle
100 W. Center St.
Kyle, TX 78640

RE: **HABERER FAMILY SUBDIVISION**
1776 SATTERWHITE ROAD, BUDA TX 78610
CCL 25-033

Subject: **VARIANCE REQUEST LETTER : CHAPTER 41, SECTION 136, ITEM 3**

Dear Ms. Guerra:

On behalf of our Client, Denecia Clark, we respectfully request a variance from the City of Kyle Subdivision Rules. Chapter 41, Article V, Section 136, Item 3 requires subdivisions be designed so all access is provided from a local street, except access may be permitted from a major thoroughfare or street, state highway, farm to market road, ranch road, or numbered/or named county roadway if a minimum driveway centerline spacing of 200 feet is provided between driveways.

Per City of Kyle Code of Ordinances, Chapter 41, Section 10, Items C.1 - C.3. The following justifications are provided:

C.1 - This land division follows the Last Will and Testament of William and Martha Haberer, which dictates the allocation and distribution of the parent tract to each of their descendants. Strict application of rules will substantially impact the division of property in the Last Will and Testament.

C.2 - The property has existed in the current configuration prior to being in the City of Kyle Extra-Territorial Jurisdiction. No modifications to the existing configuration are proposed. The granting of this variance will not be detrimental to the health, safety and welfare of the public or adjacent property owners.

120 Riverwalk Drive, Ste. 208
San Marcos, Texas 78666

Phone:
512-312-5040

TBPELS Firm Reg. F-3524
TBPELS Firm Reg. 10194981

C.3 - This Plat will not prohibit or negatively impact adjacent tracts with regards to subdivision of the respective parcels. The easternmost driveway lies approximately 320 feet away from Ridgetop Rd. The westernmost driveway lies approximately 250 feet away from the neighbor's existing driveway spacing, is compliant, and will not negatively effect neighbors to the east and west. The granting of this variance will not affect or prevent orderly subdivision of adjacent tracts.

We hereby request an exception to allow the lots as configured to subdivide the property to generally follow the Last Will and Testament of their parents.

A copy of the proposed subdivision is attached hereto.

We appreciate your consideration of this request.

Sincerely,

Chris Elizondo, P.E., R.P.L.S., C.F.M.
Managing Principal

Attachment

xc: Denecia Clark

120 Riverwalk Drive, Ste. 208
San Marcos, Texas 78666

Phone:
512-312-5040

TBPELS Firm Reg. F-3524
TBPELS Firm Reg. 10194981

June 15, 2026

Debbie Guerra, Planning Technician
City of Kyle
100 W. Center St.
Kyle, TX 78640

RE: **HABERER FAMILY SUBDIVISION**
1776 SATTERWHITE ROAD, BUDA TX 78610
CCL 25-033

Subject: **VARIANCE REQUEST LETTER: CHAPTER 41, SECTION 136, ITEM 2**

Dear Ms. Guerra:

On behalf of our Client, Denecia Clark, we respectfully request a variance from the City of Kyle Subdivision Rules. Chapter 41, Article V, Section 136, Item 2 requires a minimum width at the front property line of 130 feet.

Per City of Kyle Code of Ordinances, Chapter 41, Section 10, Items C.1 - C.3. The following justifications are provided:

C.1 - This land division follows the Last Will and Testament of William and Martha Haberer, which dictates the allocation and distribution of the parent tract to each of their descendants. Strict application of rules will substantially impact the division of property in the Last Will and Testament.

C.2 - The property has existed in the current configuration prior to being in the City of Kyle Extra-Territorial Jurisdiction. No modification to the existing configuration are proposed. The granting of this variance will not be detrimental to the health, safety and welfare of the public or adjacent property owners.

C.3 - This Plat will not prohibit or negatively impact adjacent tracts with regards to subdivision of the respective parcels. The easternmost driveway lies approximately 320 feet away from Ridgetop Rd. The westernmost driveway lies approximately 250 feet away from the neighbor's existing driveway, spacing is compliant, and will not negatively affect neighbors to the east and west.

120 Riverwalk Drive, Ste. 208
San Marcos, Texas 78666

Phone:
512-312-5040

TBPELS Firm Reg. F-3524
TBPELS Firm Reg. 10194981

We hereby request an exception to allow approximately 60 feet right-of-way frontage for proposed Lot 2. The request is to allow the division of property to generally follow the Last Will and Testament of their parents.

A copy of the proposed subdivision is attached hereto.

We appreciate your consideration of this request.

Sincerely,

Chris Elizondo, P.E., R.P.L.S., C.F.M.
Managing Principal

Attachment

xc: Denecia Clark

120 Riverwalk Drive, Ste. 208
San Marcos, Texas 78666

Phone:
512-312-5040

TBPELS Firm Reg. F-3524
TBPELS Firm Reg. 10194981

FINAL PLAT OF

HABERER FAMILY SUBDIVISION

OUT OF THE EDWARD BURLESON SURVEY, ABSTRACT 36 ,
AND THE JESSE B EAVES SURVEY NO. 5, ABSTRACT NO. 166
HAYS COUNTY, TEXAS
35.37 ACRES

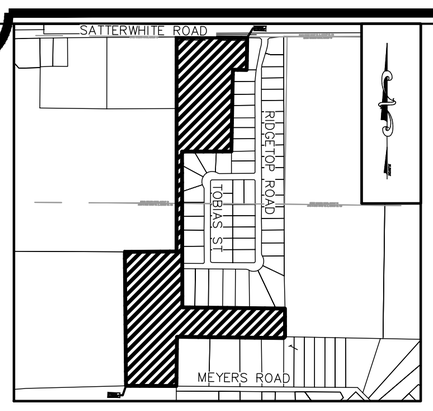

LOCATION MAP
SCALE: 1" = 1,000'

NOTE:

THE AREA IDENTIFIED AS "RESERVED FOR FUTURE RIGHT-OF-WAY" IS LOCATED WITHIN A PROPOSED FUTURE ROADWAY PER THE TRANSPORTATION PLAN OF HAYS COUNTY. ADDITIONAL INFORMATION REGARDING THIS AREA MAY BE OBTAINED FROM THE HAYS COUNTY TRANSPORTATION DEPARTMENT.

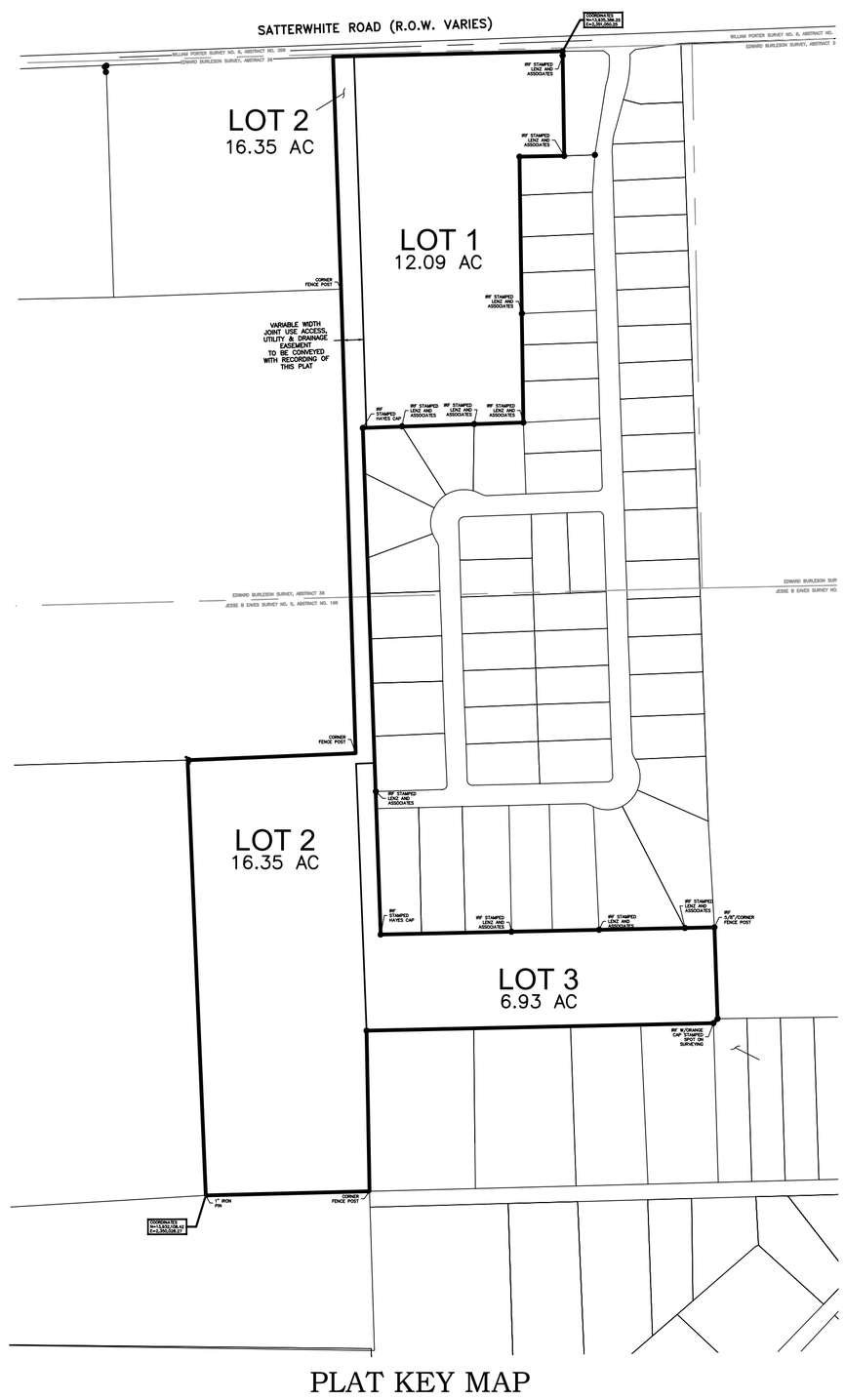

PLAT KEY MAP

SHEET 1 OF 7

N

0' 300' 600'

SCALE 1" = 300'

LEGEND

- DENOTES BENCHMARK (SEE NOTE)
- DENOTES 1/2" ST. SK. SET
- DENOTES 1/2" ST. SK. FND.
- DENOTES COMPUTED POINT
- DENOTES TXDOT CONCRETE MONUMENT
- D.E. DRAINAGE EASEMENT
- PROPERTY LINE OR R.O.W. LINE
- UTILITY OR DRAINAGE EASEMENTS
- O.P.R.H.C.T. OFFICIAL PUBLIC RECORDS HAYS COUNTY TEXAS

BENCHMARK INFORMATION:

BM: "AG9956" HAYS MONUMENT

COORDINATES:
NORTHING= 13,924,383.24
EASTING= 2,372,116.35

ELEVATION: 620.00

DATUM-NAVD 2011

BEARING BASIS: TEXAS LAMBERT GRID, SOUTH CENTRAL ZONE, NAD 83

BENCHMARK INFORMATION:

BM: "H085" HAYS MONUMENT
COORDINATES:

NORTHING=13,931619.93
EASTING=2,346994.81

ELEVATION: 688.07

DATUM-NVGD 2011

BEARING BASIS: TEXAS LAMBERT GRID, SOUTH CENTRAL ZONE, NAD 83

FINAL PLAT OF

HABERER FAMILY SUBDIVISION

OUT OF THE EDWARD BURLESON SURVEY, ABSTRACT 36 ,
AND THE JESSE B EAVES SURVEY NO. 5, ABSTRACT NO. 166
HAYS COUNTY, TEXAS
35.37 ACRES

N

0' 100' 200'

SCALE 1" = 100'

LEGEND

- DENOTES BENCHMARK (SEE NOTE)
- DENOTES 1/2" ST. SK. SET
- DENOTES 1/2" ST. SK. FND.
- DENOTES COMPUTED POINT
- DENOTES TXDOT CONCRETE MONUMENT
- D.E. DRAINAGE EASEMENT
- PROPERTY LINE OR R.O.W. LINE
- UTILITY OR DRAINAGE EASEMENTS
- O.P.R.H.C.T. OFFICIAL PUBLIC RECORDS HAYS COUNTY TEXAS

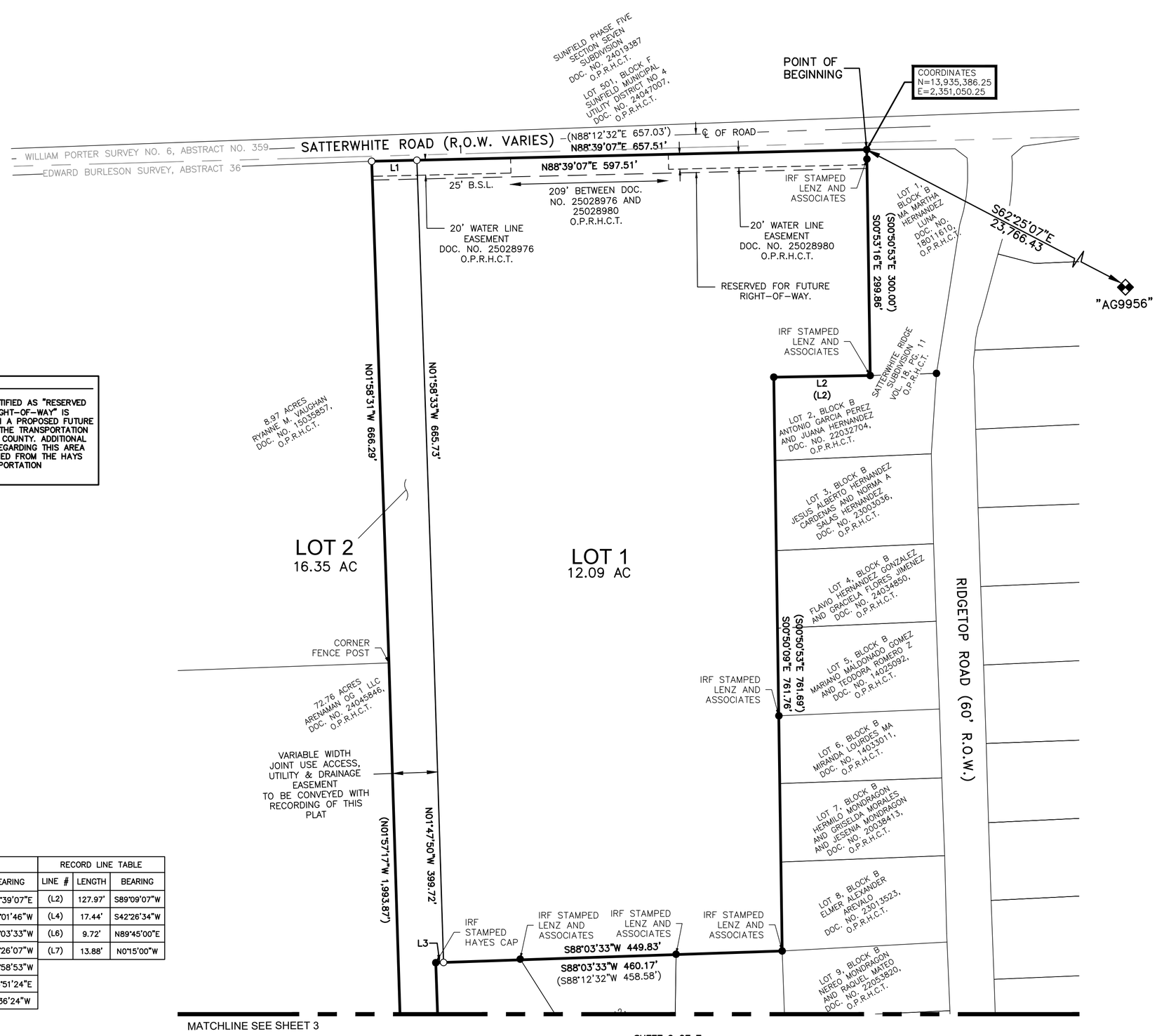

NOTE:

THE AREA IDENTIFIED AS "RESERVED FOR FUTURE RIGHT-OF-WAY" IS LOCATED WITHIN A PROPOSED FUTURE ROADWAY PER THE TRANSPORTATION PLAN OF HAYS COUNTY. ADDITIONAL INFORMATION REGARDING THIS AREA MAY BE OBTAINED FROM THE HAYS COUNTY TRANSPORTATION DEPARTMENT.

LINE TABLE			RECORD LINE TABLE		
LINE #	LENGTH	BEARING	LINE #	LENGTH	BEARING
L1	60.00'	N88°39'07"E	(L2)	127.97'	S89°09'07"W
L2	128.06'	S89°01'46"W	(L4)	17.44'	S42°26'34"W
L3	10.34'	S88°03'33"W	(L6)	9.72'	N89°45'00"E
L4	17.35'	S43°26'07"W	(L7)	13.88'	N0°15'00"W
L5	53.13'	S87°58'53"W			
L6	3.14'	N84°51'24"E			
L7	8.19'	N1°36'24"W			

SHEET 2 OF 7

FINAL PLAT OF

HABERER FAMILY SUBDIVISION

OUT OF THE EDWARD BURLESON SURVEY, ABSTRACT 36 ,
AND THE JESSE B EAVES SURVEY NO. 5, ABSTRACT NO. 166
HAYS COUNTY, TEXAS
35.37 ACRES

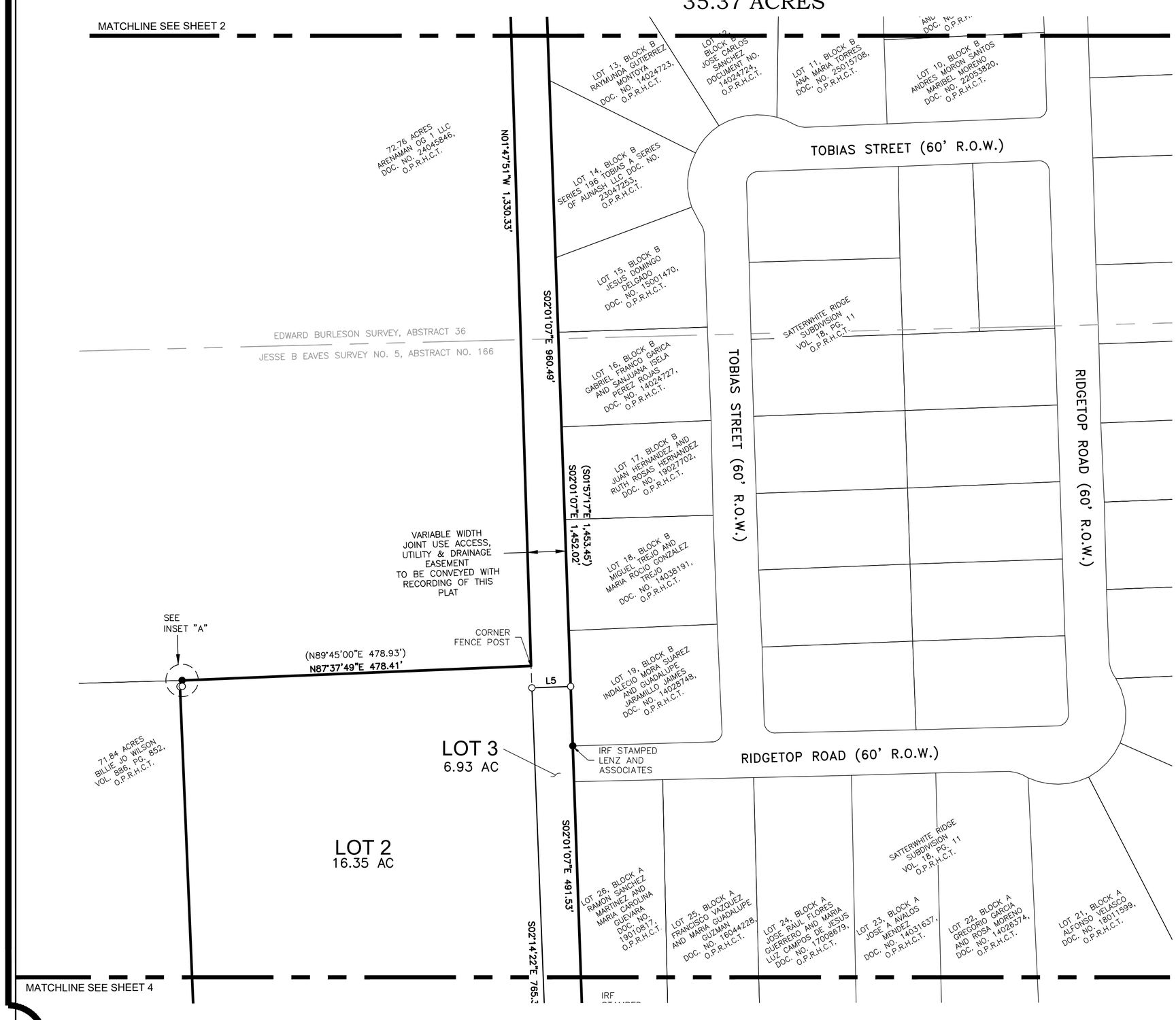

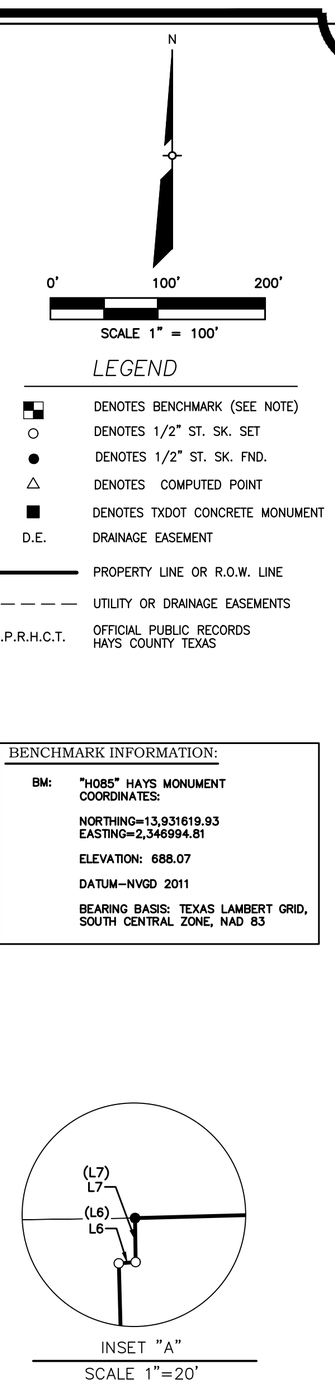

FINAL PLAT OF

HABERER FAMILY SUBDIVISION

OUT OF THE EDWARD BURLESON SURVEY, ABSTRACT 36,
AND THE JESSE B EAVES SURVEY NO. 5, ABSTRACT NO. 166
HAYS COUNTY, TEXAS
35.37 ACRES

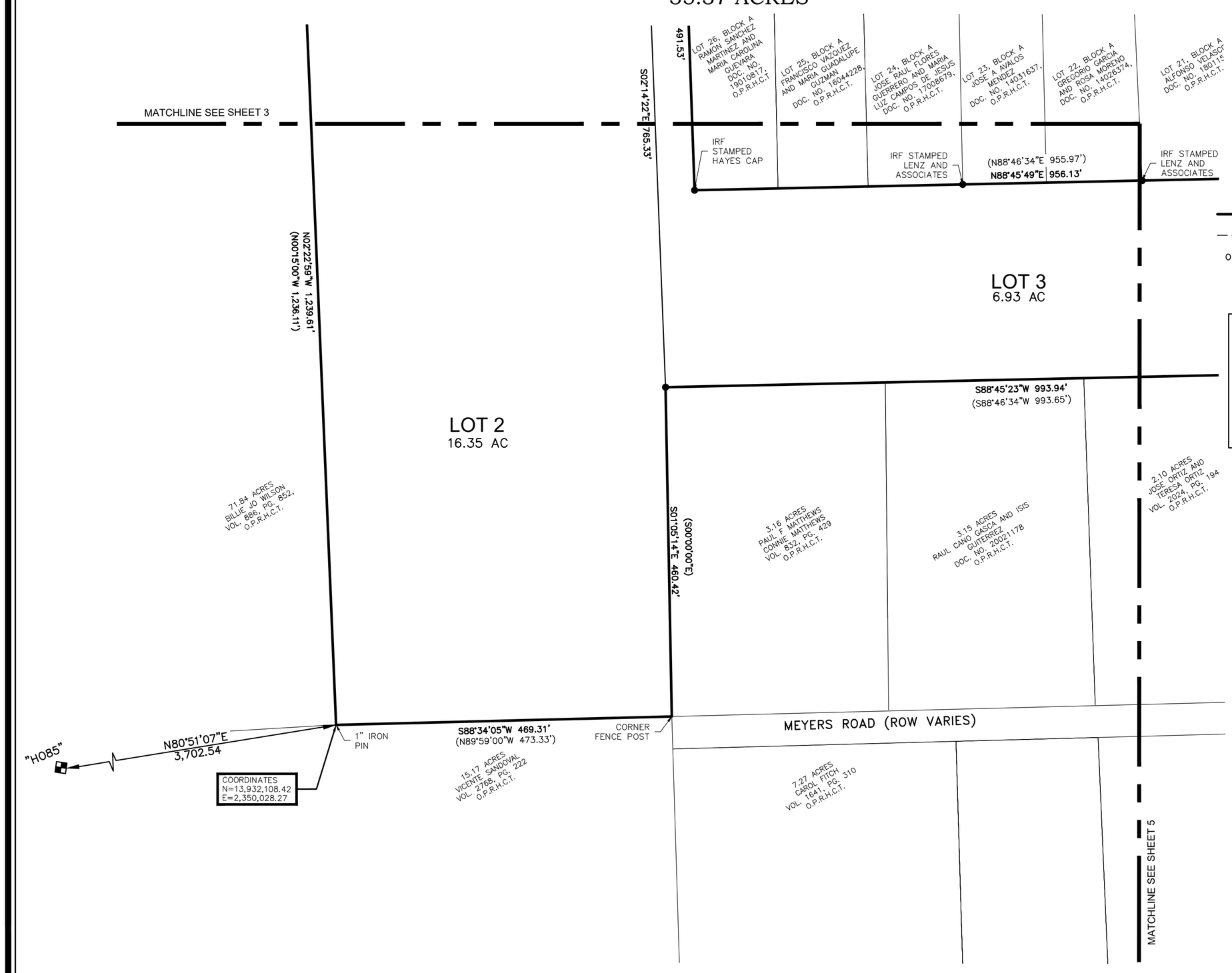

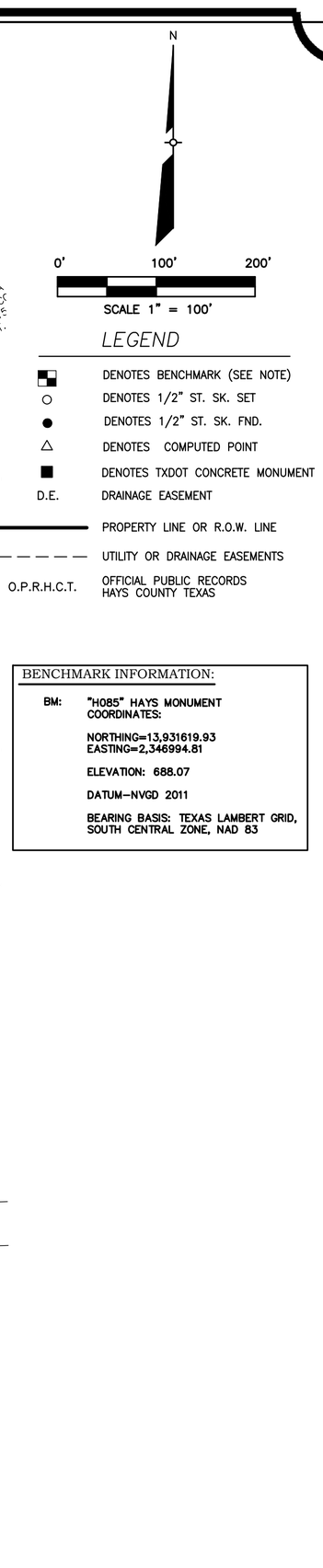

FINAL PLAT OF

HABERER FAMILY SUBDIVISION

OUT OF THE EDWARD BURLESON SURVEY, ABSTRACT 36,
AND THE JESSE B EAVES SURVEY NO. 5, ABSTRACT NO. 166
HAYS COUNTY, TEXAS
35.37 ACRES

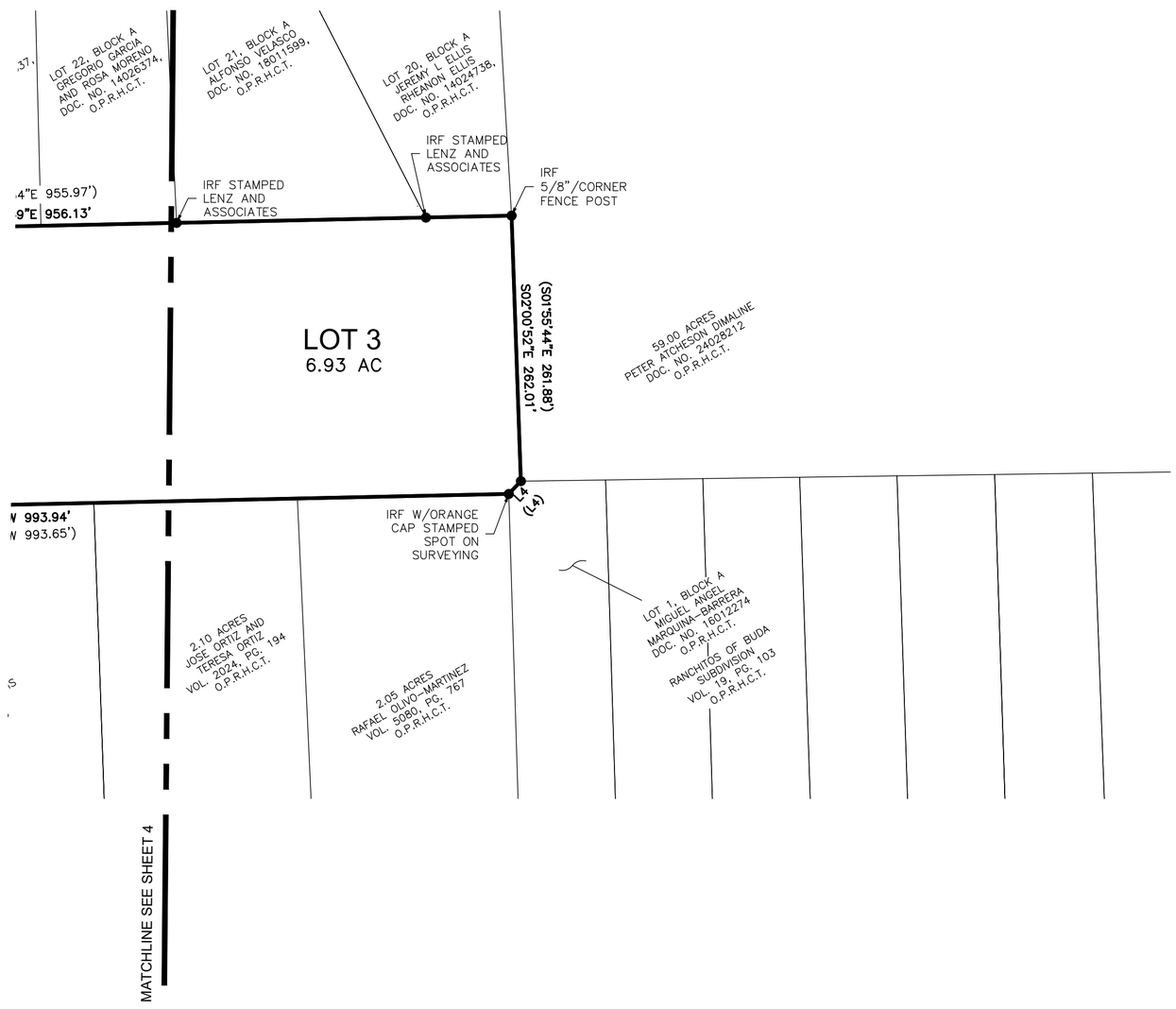

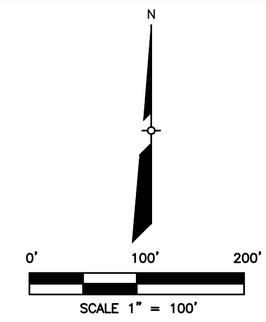

LEGEND

■□	DENOTES BENCHMARK (SEE NOTE)
○	DENOTES 1/2" ST. SK. SET
●	DENOTES 1/2" ST. SK. FND.
△	DENOTES COMPUTED POINT
■	DENOTES TXDOT CONCRETE MONUMENT
D.E.	DRAINAGE EASEMENT
———	PROPERTY LINE OR R.O.W. LINE
— — — —	UTILITY OR DRAINAGE EASEMENTS
O.P.R.H.C.T.	OFFICIAL PUBLIC RECORDS HAYS COUNTY TEXAS

BENCHMARK INFORMATION:

BM: "H085" HAYS MONUMENT
COORDINATES:

NORTHING=13,931619.93
EASTING=2,346994.81

ELEVATION: 688.07

DATUM-NVGD 2011

BEARING BASIS: TEXAS LAMBERT GRID, SOUTH CENTRAL ZONE, NAD 83

FINAL PLAT OF

HABERER FAMILY SUBDIVISION

OUT OF THE EDWARD BURLESON SURVEY, ABSTRACT 36,
AND THE JESSE B EAVES SURVEY NO. 5, ABSTRACT NO. 166
HAYS COUNTY, TEXAS
35.37 ACRES

FIELD NOTES:

BEING A 35.37 ACRE TRACT OF LAND, CONSISTING OF 14.12 ACRES OUT OF THE EDWARD BURLESON SURVEY, ABSTRACT 36, AND 21.25 ACRES OUT OF THE JESSE B EAVES SURVEY NO. 5, ABSTRACT NO. 166 AS CONVEYED TO IT BY SPECIAL WARRANTY DEED AS RECORDED IN DOCUMENT NO. 21007122 OF THE OFFICIAL PUBLIC RECORDS OF HAYS COUNTY, TEXAS, AND BEING MORE PARTICULARLY DESCRIBED BY METES AND BOUNDS AS FOLLOWS.

BEGINNING AT A 1/2" IRON ROD FOUND, LYING IN THE SOUTH RIGHT-OF-WAY LINE OF SATTERWHITE ROAD, A PUBLIC ROAD, MARKING THE NORTHWEST CORNER OF LOT 1 BLOCK B OF THE SATTERWHITE RIDGE SUBDIVISION, AS RECORDED IN VOLUME 18, PAGE 11, OF THE OFFICIAL PUBLIC RECORDS OF HAYS COUNTY, TEXAS, CONVEYED BY CASH WARRANTY DEED TO MARTHA HERNANDEZ LUNA RECORDED IN DOCUMENT NO. 18011610 OF THE OFFICIAL PUBLIC RECORDS OF HAYS COUNTY, TEXAS, FOR THE NORTHEAST CORNER OF THIS TRACT;

THENCE, SOUTH 00°53'16" EAST, ALONG THE EAST LINE OF THIS TRACT, COMMON WITH THE WEST LINE OF SAID LOT 1, PASSING A 1/2" IRON ROD FOUND STAMPED LENZ AND ASSOCIATES, AT A DISTANCE OF 12.48 FEET, LYING IN THE WEST LINE OF SAID LOT 1, CONTINUING ALONG THE EAST LINE OF THIS TRACT FOR A TOTAL DISTANCE OF 299.86 FEET, TO A 1/2" IRON ROD FOUND STAMPED LENZ AND ASSOCIATES, LYING IN THE NORTH LINE OF LOT 2 BLOCK B OF THE SATTERWHITE RIDGE SUBDIVISION, AS RECORDED IN VOLUME 18, PAGE 11, OF THE OFFICIAL PUBLIC RECORDS OF HAYS COUNTY, TEXAS, CONVEYED BY GENERAL WARRANTY DEED RECORDED IN DOCUMENT NO. 22032704 OF THE OFFICIAL PUBLIC RECORDS OF HAYS COUNTY, TEXAS, MARKING THE SOUTHWEST CORNER OF SAID LOT 1, FOR AN ANGLE CORNER OF THIS TRACT;

THENCE, SOUTH 89°01'46" WEST, ALONG A SOUTH LINE OF THIS TRACT, COMMON WITH THE NORTH LINE OF SAID LOT 2 BLOCK B FOR A DISTANCE OF 128.06 FEET, TO A 1/2" IRON ROD FOUND, MARKING THE NORTHWEST CORNER OF SAID LOT 2 BLOCK B OF THE SATTERWHITE RIDGE SUBDIVISION, AS RECORDED IN VOLUME 18, PAGE 11, OF THE OFFICIAL PUBLIC RECORDS OF HAYS COUNTY, TEXAS, FOR AN ANGLE CORNER OF THIS TRACT;

THENCE, SOUTH 00°50'09" EAST, ALONG THE EAST LINE OF THIS TRACT, COMMON WITH THE WEST LINE OF SAID LOT 2 BLOCK B, PASSING A 1/2" IRON ROD FOUND STAMPED LENZ AND ASSOCIATES, AT A DISTANCE OF 449.55 FEET, MARKING THE SOUTHWEST CORNER OF LOT 5, BLOCK B OF THE SATTERWHITE RIDGE SUBDIVISION, AS RECORDED IN VOLUME 18, PAGE 11, OF THE OFFICIAL PUBLIC RECORDS OF HAYS COUNTY, TEXAS, CONVEYED BY CONTRACT OF SALE AND PURCHASE TO MARIANO MALDONADO GOMEZ RECORDED IN DOCUMENT NO. 14025092 OF THE OFFICIAL PUBLIC RECORDS OF HAYS COUNTY, TEXAS, MARKING THE NORTHWEST CORNER OF LOT 6 BLOCK B OF THE SATTERWHITE RIDGE SUBDIVISION, AS RECORDED IN VOLUME 18, PAGE 11, OF THE OFFICIAL PUBLIC RECORDS OF HAYS COUNTY, TEXAS, CONVEYED BY CONTRACT OF SALE AND PURCHASE TO MIRANDA LOURDES MA RECORDED IN DOCUMENT NO. 14033011 OF THE OFFICIAL PUBLIC RECORDS OF HAYS COUNTY, TEXAS, CONTINUING ALONG THE EAST LINE OF THIS TRACT FOR A TOTAL DISTANCE OF 761.76 FEET, TO A 1/2" IRON ROD FOUND STAMPED LENZ AND ASSOCIATES, MARKING THE SOUTHWEST CORNER OF LOT 8 BLOCK B OF THE SATTERWHITE RIDGE SUBDIVISION, AS RECORDED IN VOLUME 18, PAGE 11 OF THE OFFICIAL PUBLIC RECORDS OF HAYS COUNTY, TEXAS, CONVEYED BY GENERAL WARRANTY DEED TO ELMER ALEXANDER AREVALO RECORDED IN DOCUMENT NO. 23013523 OF THE OFFICIAL PUBLIC RECORDS OF HAYS COUNTY, TEXAS, MARKING THE NORTHWEST CORNER OF LOT 9 BLOCK B OF THE SATTERWHITE RIDGE SUBDIVISION, AS RECORDED IN VOLUME 18, PAGE 11, OF THE OFFICIAL PUBLIC RECORDS OF HAYS COUNTY, TEXAS, CONVEYED BY GENERAL WARRANTY DEED TO NEREO MONDRAGON AND RAQUEL MATEO RECORDED IN DOCUMENT NO. 22053820 OF THE OFFICIAL PUBLIC RECORDS OF HAYS COUNTY, TEXAS, MARKING THE NORTHEAST CORNER OF LOT 11 BLOCK B OF THE SATTERWHITE RIDGE SUBDIVISION, AS RECORDED IN VOLUME 18, PAGE 11, OF THE OFFICIAL PUBLIC RECORDS OF HAYS COUNTY, TEXAS, CONVEYED BY GENERAL WARRANTY DEED TO ANA MARIA TORRES AS RECORDED IN DOCUMENT NO. 25015708 OF THE OFFICIAL PUBLIC RECORDS OF HAYS COUNTY, TEXAS, FOR AN ANGLE CORNER OF THIS TRACT;

THENCE, SOUTH 88°03'33" WEST, ALONG A SOUTH LINE OF THIS TRACT, COMMON WITH THE NORTH LINE OF SAID LOT 11 BLOCK B, PASSING A 1/2" IRON ROD FOUND STAMPED LENZ AND ASSOCIATES, AT A DISTANCE OF 140.94 FEET, MARKING THE NORTHWEST CORNER OF SAID LOT 11, BLOCK B OF THE SATTERWHITE RIDGE SUBDIVISION, AS RECORDED IN VOLUME 18, PAGE 11, OF THE OFFICIAL PUBLIC RECORDS OF HAYS COUNTY, TEXAS, MARKING THE NORTHEAST CORNER OF LOT 12 BLOCK B OF THE SATTERWHITE RIDGE SUBDIVISION, AS RECORDED IN VOLUME 18, PAGE 11, OF THE OFFICIAL PUBLIC RECORDS OF HAYS COUNTY, TEXAS, CONVEYED BY CONTRACT OF SALE AND PURCHASE TO JOSE CARLOS SANCHEZ RECORDED IN DOCUMENT NO. 14024724 OF THE OFFICIAL PUBLIC RECORDS OF HAYS COUNTY, TEXAS, CONTINUING ALONG A SOUTH LINE OF THIS TRACT, PASSING A 1/2" IRON ROD FOUND STAMPED LENZ AND ASSOCIATES, AT A DISTANCE OF 207.07 FEET, MARKING THE NORTHWEST CORNER OF SAID LOT 12 BLOCK B, MARKING THE NORTHEAST CORNER OF LOT 13 BLOCK B OF THE SATTERWHITE RIDGE SUBDIVISION, AS RECORDED IN VOLUME 18, PAGE 11, OF THE OFFICIAL PUBLIC RECORDS OF HAYS COUNTY, TEXAS, CONVEYED BY CONTRACT OF SALE AND PURCHASE TO RAYMUNDA GUTIERREZ MONTOYA RECORDED IN DOCUMENT NO. 14024723 OF THE OFFICIAL PUBLIC RECORDS OF HAYS COUNTY, TEXAS, CONTINUING ALONG A SOUTH LINE OF THIS TRACT FOR A TOTAL DISTANCE OF 460.17 FEET, TO A 1/2" IRON ROD FOUND STAMPED HAYES, MARKING THE NORTHWEST CORNER OF SAID LOT 13 BLOCK B, FOR AN ANGLE CORNER OF THIS TRACT;

THENCE, SOUTH 02°01'07" EAST, ALONG THE EAST LINE OF THIS TRACT, COMMON WITH THE WEST LINE OF SAID LOT 13 BLOCK B, THROUGH LOT 19 BLOCK B OF THE SATTERWHITE RIDGE SUBDIVISION, AS RECORDED IN VOLUME 18, PAGE 11, OF THE OFFICIAL PUBLIC RECORDS OF HAYS COUNTY, TEXAS, PASSING A 1/2" IRON ROD FOUND STAMPED LENZ AND ASSOCIATES, AT A DISTANCE OF 1,041.95 FEET, LYING IN THE NORTH RIGHT-OF-WAY LINE OF RIDGETOP ROAD, A PUBLIC ROAD, MARKING THE SOUTHWEST CORNER OF SAID LOT 19, BLOCK B OF THE SATTERWHITE RIDGE SUBDIVISION, AS RECORDED IN VOLUME 18, PAGE 11, OF THE OFFICIAL PUBLIC RECORDS OF HAYS COUNTY, TEXAS, CONVEYED BY CONTRACT OF SALE AND PURCHASE TO INDALECIO MORA SUAREZ AND GUADALUPE JARAMILLO JAIMES RECORDED IN DOCUMENT NO. 14028748 OF THE OFFICIAL PUBLIC RECORDS OF HAYS COUNTY, TEXAS, CONTINUING ALONG THE WEST RIGHT-OF-WAY LINE OF SAID RIDGETOP ROAD, FOR A TOTAL DISTANCE OF 1,452.02, TO A 1/2" IRON ROD FOUND STAMPED HAYES, MARKING THE SOUTHWEST CORNER OF LOT 26 BLOCK A OF THE SATTERWHITE RIDGE SUBDIVISION, AS RECORDED IN VOLUME 18, PAGE 11, OF THE OFFICIAL PUBLIC RECORDS OF HAYS COUNTY, TEXAS, CONVEYED BY GENERAL WARRANTY DEED TO RAMON SANCHEZ MARTINEZ AND MARIA CAROLINA GUEVARA RECORDED IN DOCUMENT NO. 19010817 OF THE OFFICIAL PUBLIC RECORDS OF HAYS COUNTY, TEXAS, FOR AN ANGLE CORNER OF THIS TRACT;

THENCE, NORTH 88°45'49" EAST, ALONG A NORTH LINE OF THIS TRACT, COMMON WITH THE SOUTH LINE OF SAID LOT 26 BLOCK A, PASSING A 1/2" IRON ROD FOUND STAMPED LENZ AND ASSOCIATES, AT A DISTANCE OF 374.86 FEET, MARKING THE SOUTHEAST CORNER OF LOT 24 BLOCK A OF THE SATTERWHITE RIDGE SUBDIVISION, AS RECORDED IN VOLUME 18, PAGE 11, OF THE OFFICIAL PUBLIC RECORDS OF HAYS COUNTY, TEXAS, CONVEYED BY ASSIGNMENT OF BUYERS INTEREST IN CONTRACT FOR DEED TO JOSE RAUL FLORES GUERRERO AND MARIA LUZ CAMPOS DE JESUS AS RECORDED IN DOCUMENT NO. 17008679 OF THE OFFICIAL PUBLIC RECORDS OF HAYS COUNTY, TEXAS, MARKING THE SOUTHWEST CORNER OF LOT 23 BLOCK A OF THE SATTERWHITE RIDGE SUBDIVISION, AS RECORDED IN VOLUME 18, PAGE 11, OF THE OFFICIAL PUBLIC RECORDS OF HAYS COUNTY, TEXAS, CONVEYED BY CONTRACT OF SALE AND PURCHASE TO JOSE A AVALOS MENDEZ RECORDED IN DOCUMENT NO. 14031637 OF THE OFFICIAL PUBLIC RECORDS OF HAYS COUNTY, TEXAS, CONTINUING ALONG THE SOUTH LINE OF SAID LOT 23 BLOCK A, PASSING A 1/2" IRON ROD FOUND STAMPED LENZ AND ASSOCIATES, AT A DISTANCE OF 250.82 FEET, MARKING THE SOUTHEAST CORNER OF LOT 22 BLOCK A OF THE SATTERWHITE RIDGE SUBDIVISION, AS RECORDED IN VOLUME 18, PAGE 11, OF THE OFFICIAL PUBLIC RECORDS OF HAYS COUNTY, TEXAS, CONVEYED BY CONTRACT OF SALE AND PURCHASE TO GREGORIO GARCIA AND ROSA MORENO AS RECORDED IN DOCUMENT NO. 14026374 OF THE OFFICIAL PUBLIC RECORDS OF HAYS COUNTY, TEXAS, MARKING THE SOUTHWEST CORNER OF LOT 21 BLOCK A OF THE SATTERWHITE RIDGE SUBDIVISION, AS RECORDED IN VOLUME 18, PAGE 11, OF THE OFFICIAL PUBLIC RECORDS OF HAYS COUNTY, TEXAS, CONVEYED BY WRAPAROUND WARRANTY DEED WITH VENDOR'S LIEN TO ALFONSO VELASCO AS RECORDED IN DOCUMENT NO. 18011599 OF THE OFFICIAL PUBLIC RECORDS OF HAYS COUNTY, TEXAS, CONTINUING ALONG THE SOUTH LINE OF SAID 21 BLOCK A PASSING A 1/2" IRON ROD FOUND STAMPED LENZ AND ASSOCIATES, AT A DISTANCE OF 245.91 FEET, MARKING THE SOUTHEAST CORNER OF SAID LOT 21 BLOCK A, MARKING THE SOUTHWEST CORNER OF LOT 20 BLOCK A OF THE SATTERWHITE RIDGE SUBDIVISION, AS RECORDED IN VOLUME 18, PAGE 11, OF THE OFFICIAL PUBLIC RECORDS OF HAYS COUNTY, TEXAS, CONVEYED BY CONTRACT OF SALE AND PURCHASE TO JEREMY L ELLIS AND RHEANON ELLIS AS RECORDED IN DOCUMENT NO. 14024738 OF THE OFFICIAL PUBLIC RECORDS OF HAYS COUNTY, TEXAS, CONTINUING ALONG THE SOUTH LINE OF SAID LOT 20 BLOCK A DISTANCE OF 84.54 TO A 5/8" IRON ROD FOUND AND CORNER FENCE POST, FOR A TOTAL DISTANCE OF 956.13 FEET, TO A 5/8" IRON ROD FOUND AND CORNER FENCE POST, LYING IN THE WEST LINE OF A 59.00 ACRE TRACT OF LAND, CONVEYED BY GENERAL WARRANTY DEED TO PETER ATCHESON DIMALINE AS RECORDED IN DOCUMENT NO. 24028212 OF THE OFFICIAL PUBLIC RECORDS OF HAYS COUNTY, TEXAS, MARKING THE SOUTHEAST CORNER OF SAID LOT 20 BLOCK A, FOR AN ANGLE CORNER OF THIS TRACT;

THENCE, SOUTH 02°00'52" EAST, ALONG THE EAST LINE OF THIS TRACT, COMMON WITH THE WEST LINE OF SAID 59.00 ACRE TRACT, FOR A DISTANCE OF 262.01 FEET, TO A 1/2" IRON ROD FOUND, MARKING THE SOUTHWEST CORNER OF SAID 59.00 ACRE TRACT, MARKING THE NORTHWEST CORNER OF LOT 1 BLOCK A OF THE RANCHITOS OF BUDA SUBDIVISION, AS RECORDED IN VOLUME 19, PAGE 103, OF THE OFFICIAL PUBLIC RECORDS OF HAYS COUNTY, TEXAS, CONVEYED BY WARRANTY DEED WITH VENDOR'S LIEN TO MIGUEL ANGEL MARQUINA BARRERA AS RECORDED IN DOCUMENT NO. 16012274 OF THE OFFICIAL PUBLIC RECORDS OF HAYS COUNTY, TEXAS, FOR AN ANGLE CORNER OF THIS TRACT;

THENCE, SOUTH 43°26'07" WEST, ALONG THE SOUTH LINE OF THIS TRACT, COMMON WITH THE NORTH LINE OF SAID LOT 1 BLOCK A, OF THE RANCHITOS OF BUDA SUBDIVISION, AS RECORDED IN VOLUME 19, PAGE 103, OF THE OFFICIAL PUBLIC RECORDS OF HAYS COUNTY, TEXAS, FOR A DISTANCE OF 17.35 FEET, TO A 1/2" IRON ROD FOUND STAMPED SPOT ON SURVEYING, MARKING AN ANGLE CORNER OF SAID LOT 1 BLOCK A, MARKING THE NORTHEAST CORNER OF A 2.05 ACRE TRACT, CONVEYED BY GENERAL WARRANTY DEED TO RAFAEL OLIVO-MARTINEZ AND GUADALUPE ROMAN LOPEZ AS RECORDED IN VOLUME 5080, PAGE 767 OF THE OFFICIAL PUBLIC RECORDS OF HAYS COUNTY, TEXAS, FOR AN ANGLE CORNER OF THIS TRACT;

THENCE, SOUTH 88°45'23" WEST, ALONG THE SOUTH LINE OF THIS TRACT, COMMON WITH THE NORTH LINE OF SAID 2.05 ACRE TRACT, FOR A DISTANCE OF 993.94 FEET, TO A 1/2" IRON ROD FOUND, MARKING THE NORTHWEST CORNER OF A 3.16 ACRE TRACT, CONVEYED BY WARRANTY DEED WITH VENDOR'S LIEN TO PAUL F MATTHEWS AND CONNIE MATTHEWS AS RECORDED IN VOLUME 832, PAGE 429 OF THE OFFICIAL PUBLIC RECORDS OF HAYS COUNTY, TEXAS, FOR AN ANGLE CORNER OF THIS TRACT;

THENCE, SOUTH 01°05'14" EAST, ALONG THE EAST LINE OF THIS TRACT, COMMON WITH THE WEST LINE OF SAID 3.16 ACRE TRACT, FOR A DISTANCE OF 460.42 FEET, TO A CORNER FENCE POST, LYING IN THE NORTH RIGHT-OF-WAY LINE OF MEYERS ROAD, A PUBLIC ROAD, MARKING THE SOUTHWEST CORNER OF SAID 3.16 ACRE TRACT, CONVEYED BY WARRANTY DEED WITH VENDOR'S LIEN TO PAUL F MATTHEWS AND CONNIE MATTHEWS AS RECORDED IN VOLUME 832, PAGE 429 OF THE OFFICIAL PUBLIC RECORDS OF HAYS COUNTY, TEXAS, MARKING THE NORTHEAST CORNER OF A 15.17 ACRE TRACT OF LAND, CONVEYED BY GENERAL WARRANTY DEED TO VICENTE SANDOVAL AND ANITA SANDOVAL AS RECORDED IN VOLUME 2768, PAGE 222 OF THE OFFICIAL PUBLIC RECORDS OF HAYS COUNTY, TEXAS, FOR AN ANGLE CORNER OF THIS TRACT;

THENCE, SOUTH 88°34'05" WEST, ALONG THE SOUTH LINE OF THIS TRACT, COMMON WITH THE NORTH LINE OF SAID 15.17 ACRE TRACT, FOR A DISTANCE OF 469.31 FEET, TO A 1/2" IRON ROD SET, LYING IN THE NORTH RIGHT-OF-WAY LINE OF MEYERS ROAD, A PUBLIC ROAD, MARKING THE SOUTHWEST CORNER OF SAID 3.16 ACRE TRACT, CONVEYED BY WARRANTY DEED WITH VENDOR'S LIEN TO PAUL F MATTHEWS AND CONNIE MATTHEWS AS RECORDED IN VOLUME 832, PAGE 429 OF THE OFFICIAL PUBLIC RECORDS OF HAYS COUNTY, TEXAS, MARKING AN ANGLE CORNER OF A 15.17 ACRE TRACT OF LAND, CONVEYED BY GENERAL WARRANTY DEED TO VICENTE SANDOVAL AND ANITA SANDOVAL AS RECORDED IN VOLUME 2768, PAGE 222 OF THE OFFICIAL PUBLIC RECORDS OF HAYS COUNTY, TEXAS, FOR AN ANGLE CORNER OF THIS TRACT;

THENCE, NORTH 02°22'59" WEST, ALONG THE WEST LINE OF THIS TRACT, COMMON WITH THE EAST LINE OF SAID 15.17 ACRE TRACT, FOR A DISTANCE OF 1,239.61 FEET, TO A 1/2" IRON ROD SET, MARKING AN ANGLE CORNER OF SAID 15.17 ACRE TRACT, FOR AN ANGLE CORNER OF THIS TRACT;

THENCE, NORTH 84°51'24" EAST, ALONG THE WEST LINE OF THIS TRACT, COMMON WITH THE EAST LINE OF SAID 15.17 ACRE TRACT, FOR A DISTANCE OF 3.14 FEET, TO A 1/2" IRON ROD FOUND, LYING IN THE SOUTH LINE OF A 72.76 ACRE TRACT OF LAND, CONVEYED BY SPECIAL WARRANTY DEED TO ARENAMAN O.G. 1, LLC AS RECORDED IN DOCUMENT NO. 24045846 OF THE OFFICIAL PUBLIC RECORDS OF HAYS COUNTY, TEXAS, MARKING THE NORTHEAST CORNER OF SAID 15.17 ACRE TRACT, FOR AN ANGLE CORNER OF THIS TRACT;

THENCE, NORTH 01°36'24" WEST, ALONG A NORTH LINE OF THIS TRACT, COMMON WITH THE SOUTH LINE OF SAID 15.17 ACRE TRACT, FOR A DISTANCE OF 8.19 FEET, TO A 1/2" IRON ROD SET, MARKING AN ANGLE CORNER OF SAID 15.17 ACRE TRACT, FOR AN ANGLE CORNER OF THIS TRACT;

THENCE, NORTH 87°37'49" EAST, ALONG A NORTH LINE OF THIS TRACT, COMMON WITH THE SOUTH LINE OF SAID 72.76 ACRE TRACT, FOR A DISTANCE OF 478.41 FEET, TO A CORNER FENCE POST FOUND, MARKING THE SOUTHEAST CORNER OF SAID 72.76 ACRE TRACT, FOR AN ANGLE CORNER OF THIS TRACT;

THENCE, NORTH 01°47'51" WEST, ALONG THE WEST LINE OF THIS TRACT, COMMON WITH THE EAST LINE OF SAID 72.76 ACRE TRACT, FOR A DISTANCE OF 1,330.33 FEET, TO A CORNER FENCE POST FOUND, MARKING THE SOUTHEAST CORNER OF A 8.97 ACRE TRACT OF LAND, CONVEYED BY WARRANTY DEED WITH VENDOR'S LIEN TO RYANNE M. VAUGHAN AS RECORDED IN DOCUMENT NO. 15035857 OF THE OFFICIAL PUBLIC RECORDS OF HAYS COUNTY, TEXAS, MARKING THE NORTHEAST CORNER OF SAID 72.76 ACRE TRACT, FOR AN ANGLE CORNER OF THIS TRACT;

THENCE, NORTH 01°58'31" WEST, ALONG THE WEST LINE OF THIS TRACT, COMMON WITH THE EAST LINE OF SAID 8.97 ACRE TRACT, FOR A DISTANCE OF 666.29 FEET, TO A 1/2" IRON ROD SET, LYING IN THE SOUTH RIGHT-OF-WAY LINE OF SAID SATTERWHITE ROAD, MARKING THE SOUTHEAST CORNER OF SAID 8.97 ACRE TRACT OF LAND, FOR THE NORTHWEST CORNER OF THIS TRACT;

THENCE, NORTH 88°39'07" EAST, ALONG THE NORTH LINE OF THIS TRACT, COMMON WITH THE SOUTH RIGHT-OF-WAY LINE OF SATTERWHITE ROAD, FOR A DISTANCE OF 657.51 FEET, TO THE POINT OF BEGINNING CONTAINING 35.37 ACRES OF LAND, MORE OR LESS.

FINAL PLAT OF

HABERER FAMILY SUBDIVISION

OUT OF THE EDWARD BURLESON SURVEY, ABSTRACT 36, AND THE JESSE B EAVES SURVEY NO. 5, ABSTRACT NO. 166

HAYS COUNTY, TEXAS

35.37 ACRES

STATE OF TEXAS
COUNTY OF HAYS

KNOW ALL MEN BY THESE PRESENTS, DENECIA M. CLARK, FORMALLY KNOWN AS DENECIA M. HABERER, TRUSTEE OF THE WILLIAM AND MARTHA HABERER REVOCABLE TRUST, A CORPORATION ORGANIZED AND EXISTING UNDER THE LAWS OF THE STATE OF TEXAS, WITH ITS HOME ADDRESS AT PO BOX 1292, BUDA, TEXAS, OWNER OF 35.36 ACRE TRACT OF LAND, AS CONVEYED TO IT BY SPECIAL WARRANTY DEED DATED FEBRUARY 11, 2021, AS RECORDED IN DOCUMENT NO. 21007122 OF THE OFFICIAL PUBLIC RECORDS OF HAYS COUNTY, TEXAS, DOES HEREBY SUBDIVIDE 35.36 ACRES OF LAND, TO BE KNOWN AS HABERER FAMILY SUBDIVISION, IN ACCORDANCE WITH THE PLAT SHOWN HEREON, SUBJECT TO ANY AND ALL EASEMENTS OR RESTRICTIONS HERETOFORE GRANTED, AND DO HEREBY DEDICATE TO THE PUBLIC THE USE OF THE STREETS AND EASEMENTS SHOWN HEREON.
IN WITNESS WHEREOF THE SAID DENECIA M. CLARK, FORMALLY KNOWN AS DENECIA M. HABERER, TRUSTEE OF THE WILLIAM AND MARTHA HABERER REVOCABLE TRUST, HAVE CAUSED THESE PRESENTS TO BE EXECUTED BY ITS CORPORATE TITLE, DENECIA M. CLARK, FORMALLY KNOWN AS DENECIA M. HABERER, TRUSTEE OF THE WILLIAM AND MARTHA HABERER REVOCABLE TRUST, AND THEREUNTO DULY AUTHORIZED,

_____

DENECIA M. CLARK, FORMALLY KNOWN AS DENECIA M. HABERER,

TRUSTEE OF THE WILLIAM AND MARTHA HABERER REVOCABLE TRUST

PO BOX 1292
BUDA, TEXAS 78610

STATE OF TEXAS:
COUNTY OF HAYS:

BEFORE ME, THE UNDERSIGNED AUTHORITY, ON THIS DAY PERSONALLY APPEARED, DENECIA M. CLARK, FORMALLY KNOWN AS DENECIA M. HABERER, TRUSTEE OF THE WILLIAM AND MARTHA HABERER REVOCABLE TRUST, KNOWN TO ME TO BE THE PERSON WHOSE NAME IS SUBSCRIBED TO THE FOREGOING INSTRUMENT AND ACKNOWLEDGED THAT THEY EXECUTED THE SAME FOR THE PURPOSE AND CONSIDERATION THEREIN EXPRESSED.

GIVEN UNDER MY HAND AND SEAL OF OFFICE THIS THE _____ DAY OF _____, 2026, A.D.

_____

NOTARY PUBLIC IN AND FOR
THE STATE OF TEXAS

_____

PRINTED NAME OF NOTARY/EXPIRES

ENGINEER:

STATE OF TEXAS
COUNTY OF HAYS

I, THE UNDERSIGNED, A LICENSED PROFESSIONAL ENGINEER IN THE STATE OF TEXAS, HEREBY CERTIFY THAT PROPER ENGINEERING CONSIDERATION HAS BEEN GIVEN THIS PLAT.

_____

CHRIS ELIZONDO, REGISTERED PROFESSIONAL ENGINEER NO. 153197
CUATRO CONSULTANTS, LTD.
TBPELS FIRM REGISTRATION NO. F-3524
TBPELS FIRM REGISTRATION NO. 10194981
120 RIVERWALK DRIVE, SUITE 208
SAN MARCOS, TEXAS 78666
PHONE (512) 312-5040 EXT 2

SURVEYOR:

STATE OF TEXAS
COUNTY OF BEXAR

I, THE UNDERSIGNED, A REGISTERED PROFESSIONAL LAND SURVEYOR IN THE STATE OF TEXAS, HEREBY CERTIFY THAT THIS PLAT IS TRUE AND CORRECT, THAT IT WAS PREPARED FROM AN ACTUAL SURVEY OF THE PROPERTY MADE UNDER MY SUPERVISION ON THE GROUND, AND THAT ALL NECESSARY SURVEY MONUMENTS ARE CORRECTLY SET OR FOUND AS SHOWN HEREIN.

_____

CHRIS ELIZONDO, REGISTERED PROFESSIONAL LAND SURVEYOR NO. 7213
CUATRO CONSULTANTS, LTD.
TBPELS FIRM REGISTRATION NO. F-3524
TBPELS FIRM REGISTRATION NO. 10194981
120 RIVERWALK DRIVE, SUITE 208
SAN MARCOS, TEXAS 78666
PHONE (512) 312-5040 EXT 2

PLAT NOTES:

1. E.T.J. NOTE: THIS SUBDIVISION LIES WITHIN THE EXTRA TERRITORIAL JURISDICTION OF THE CITY OF KYLE.

2. EDWARDS AQUIFER NOTE: NO PORTION OF THIS SUBDIVISION LIES IN THE EDWARDS AQUIFER RECHARGE ZONE OR THE EDWARDS AQUIFER CONTRIBUTING ZONE.

3. THIS PROPERTY FALLS WITHIN THE BARTON SPRINGS/EDWARDS AQUIFER CONSERVATION DISTRICT.

4. FLOOD HAZARD NOTE:
THIS TRACT IS IN AN AREA OF MINIMAL FLOOD HAZARD (ZONE X). NO PORTION OF THIS TRACT IS WITHIN THE BOUNDARIES OF A 100 YEAR FLOODPLAIN AS INDICATED ON THE FEDERAL EMERGENCY MANAGEMENT AGENCY FLOOD INSURANCE RATE MAP (FIRM) PANEL NO. 48209C0291F, DATED SEPTEMBER 2, 2005. HAYS COUNTY, TEXAS.

5. UTILITY INFORMATION:
WATER: GOFORTH SPECIAL UTILITY DISTRICT
WASTEWATER: INDIVIDUAL ON-SITE SEWAGE FACILITIES
ELECTRICITY: PEDERNALES ELECTRIC COMPANY
GAS: CENTERPOINT ENERGY

6. PLAT INFORMATION:
TOTAL AREA= 35.37 ACRES
NUMBER OF LOTS = 3
NUMBER OF LOTS 10 ACRES OR LARGER = 2
NUMBER OF LOTS 5 ACRES TO 10 ACRES= 1
NUMBER OF LOTS 2 ACRES TO 5 ACRES = 0
NUMBER OF LOTS 1 ACRE TO 2 ACRES = 0
NUMBER OF LOTS 1 ACRE OR SMALLER = 0

7. THIS SUBDIVISION IS LOCATED IN THE HAYS CONSOLIDATED INDEPENDENT SCHOOL DISTRICT.

8. NO CONSTRUCTION OR DEVELOPMENT WITHIN THIS SUBDIVISION MAY BEGIN UNTIL ALL HAYS COUNTY DEVELOPMENT PERMIT REQUIREMENTS HAVE BEEN SATISFIED.

9. ALL CULVERTS, WHEN REQUIRED SHALL COMPLY WITH THE CURRENT HAYS COUNTY STANDARD.

10. THIS SITE IS SERVED BY HAYS COUNTY EMERGENCY SERVICE DISTRICT NO. 8.

11. DRIVEWAYS SHALL COMPLY WITH CHAPTER 721 OF HAYS COUNTY DEVELOPMENT REGULATIONS, AND BE PERMITTED THROUGH THE TRANSPORTATION DEPARTMENT OF HAYS COUNTY UNDER CHAPTER 751.

12. MAILBOXES PLACED WITHIN THE RIGHT-OF-WAY, SHALL BE OF AN APPROVED TXDOT OR FHWA DESIGN.

13. DIMENSIONS AND LOCATIONS OF UTILITY EASEMENT:
a. PEDERNALES ELECTRIC COOPERATIVE (PEC) IS HEREBY DEDICATED A FIFTEEN FOOT (15') WIDE UTILITY EASEMENT ALONG ALL LOT LINES ADJOINING A PUBLIC RIGHT OF WAY AND A TEN FOOT (10') WIDE UTILITY EASEMENT ALONG ALL OTHER FRONT, SIDE, AND REAR LOT LINES.
! *FOR LOTS 0.5 ACRE OR LESS:
PEDERNALES ELECTRIC COOPERATIVE (PEC) IS HEREBY DEDICATED A FIFTEEN FOOT (15') WIDE UTILITY EASEMENT ALONG ALL LOT LINES ADJOINING A PUBLIC RIGHT OF WAY AND A FIVE FOOT (5') WIDE UTILITY EASEMENT ALONG ALL OTHER INTERIOR, SIDE, AND REAR LOT LINES.

b. PRIVATE PROPERTY WITHIN PUBLIC AND PRIVATE ROADWAY EASEMENTS, ACCESS EASEMENTS AND RIGHT OF WAY RESERVATIONS SHALL BE DESIGNATED AS A UTILITY EASEMENT. A 15' UTILITY EASEMENT IS HEREBY GRANTED ALONG ALL RIGHT OF WAY RESERVATIONS, ROADWAY EASEMENTS AND ACCESS EASEMENTS.

c. ALL EXISTING OVERHEAD LINES SHALL POSSESS A TWENTY FOOT (20') WIDE UTILITY EASEMENT CENTERED 10' EACH SIDE OF LINE. ALL EXISTING UNDERGROUND LINES SHALL POSSESS A FIFTEEN FOOT (15') WIDE UTILITY EASEMENT CENTERED 7.5' EACH SIDE OF LINE.

d. EACH LOT IS SUBJECT TO A FLOATING TEN FOOT (10') WIDE BY THIRTY FOOT (30') LONG GUY WIRE EASEMENT AS REQUIRED BY PEC.

14. CONDITIONS OF UTILITY EASEMENT:
e. THE UTILITY EASEMENT INCLUDES THE RIGHT OF INGRESS AND EGRESS OVER ADJACENT LANDS WITHIN THE SUBDIVISION TO OR FROM THE UTILITY EASEMENT. THE PURPOSE OF THE UTILITY EASEMENT WITH RESPECT TO ELECTRIC FACILITIES AND RELATED TELECOMMUNICATIONS OR FIBER OPTIC SYSTEMS IS TO PLACE, CONSTRUCT, RE-CONSTRUCT, ALTER, INSPECT, PATROL, OPERATE, UPGRADE, REPAIR, REPHASE, HANG NEW WIRE ON, MAINTAIN, RELOCATE, REPLACE, AND REMOVE OVER, IN, BELOW, ABOVE, ACROSS AND UPON THE EASEMENT AREA A DISTRIBUTION LINE OR SYSTEM, TELECOMMUNICATIONS SYSTEM AND EQUIPMENT, OR OTHER SERVICES AND SYSTEMS, AND RELATED APPURTENANCES AND EQUIPMENT, AND TO CUT, PRUNE, TRIM, CHEMICALLY TREAT AND/OR REMOVE FROM SAID LANDS ALL TREES, BRUSH, SHRUBBERY AND PARTS THEREOF, OR OTHER OBSTRUCTIONS WITHIN OR OUTSIDE THE EASEMENT AREA WHICH MAY ENDANGER, OR INTERFERE WITH THE ACCESS, EFFICIENCY, AND SAFETY OF SAID LINES OR THEIR APPURTENANCES.

f. ALL UTILITY EASEMENTS ARE FOR THE PURPOSE OF CONSTRUCTION, RECONSTRUCTION, UPGRADING, MAINTENANCE (INCLUDING BUT NOT LIMITED TO REMOVAL OF VEGETATION, TREES, AND OTHER OBSTRUCTIONS), INSPECTING, REMOVAL, READING OF METERS, AND REPAIR OF ALL OVERHEAD AND UNDERGROUND LINES.

g. NO BUILDINGS OR ANY OTHER OBSTRUCTIONS SHALL BE PLACED WITHIN UTILITY EASEMENTS. WHERE ACCESS IS OBSTRUCTED WITHIN EASEMENT PEC SHALL HAVE THE RIGHT OF INGRESS AND EGRESS OVER GRANTOR'S ADJACENT LAND TO AND FROM SAID UTILITY EASEMENT.

h. WITH RESPECT TO THE UTILITY EASEMENT, THE RIGHT OF PEDESTRIAN, VEHICULAR, AND EQUIPMENT INGRESS AND EGRESS OVER THE UTILITY EASEMENT IS PERMITTED AND THE UTILITY MAY MAKE USE OF THE UTILITY EASEMENT FOR ITS PURPOSES, INCLUDING THE TEMPORARY PLACEMENT OF AND STORAGE OF VEHICLES AND EQUIPMENT.

15. MAINTENANCE OF ALL EASEMENTS, DETENTION PONDS AND RIGHT-OF-WAYS TO THE PAVEMENT TO BE THE RESPONSIBILITY OF PROPERTY OWNERS AND/OR PROPERTY OWNERS ASSOCIATION.

16. NO CONSTRUCTION OR OTHER DEVELOPMENT WITHIN THIS SUBDIVISION MAY BEGIN UNTIL ALL HAYS COUNTY DEVELOPMENT AUTHORIZATION REQUIREMENTS HAVE BEEN SATISFIED.

17. NO STRUCTURE IN THIS SUBDIVISION SHALL BE OCCUPIED UNTIL CONNECTED TO AN INDIVIDUAL WATER SYSTEM OR STATE-APPROVED COMMUNITY WATER DUE TO DECLINING WATER SUPPLY, PROSPECTIVE OWNERS ARE CAUTIONED BY HAYS COUNTY TO QUESTION THE SELLER CONCERNING GROUNDWATER AVAILABILITY. RAINWATER COLLECTION IS ENCOURAGED AND, IN SOME AREAS, MAY OFFER THE BEST RENEWABLE WATER SOURCE.

18. NO STRUCTURE IN THIS SUBDIVISION SHALL BE OCCUPIED UNTIL CONNECTED TO A PERMITTED SEWER SYSTEM OR TO AN ON-SITE SEWAGE FACILITY THAT HAS BEEN APPROVED AND PERMITTED BY HAYS COUNTY.

19. HAYS COUNTY IS NOT RESPONSIBLE FOR SIDEWALK MAINTENANCE. A FULLY EXECUTED LICENSE AGREEMENT MUST BE IN-PLACE PRIOR TO CONSTRUCTION OF SIDEWALKS WITHIN HAYS COUNTY ROW.

20. THIS PLAT HAS BEEN PREPARED IN ACCORDANCE WITH THE HAYS COUNTY DEVELOPMENT REGULATIONS AND THE HAYS COUNTY RULES FOR ON-SITE SEWAGE FACILITIES.

21. NO CONSTRUCTION OR OTHER DEVELOPMENT WITHIN THIS SUBDIVISION MAY BEGIN UNTIL ALL HAYS COUNTY DEVELOPMENT AUTHORIZATION REQUIREMENTS HAVE BEEN SATISFIED.

22. DUE TO THE VARIANCES GRANTED BY THE COUNTY, THESE LOTS CAN ONLY BE USED FOR SINGLE-FAMILY PURPOSES UNLESS COMBINED WITH OTHER TRACTS OF LAND.

23. FUTURE SUBDIVISION OF SUBDIVISION IS PROHIBITED UNLESS LOT REQUIREMENTS ARE FRONTAGE COMPLIANT WITH THE CITY OF KYLE REGULATIONS, VARIED PER APPROVED VARIANCE REQUEST ACCOMPANYING THIS PLAT.

24. LOT 3 ACCESS EASEMENT IS APPLICABLE TO LOTS 1, 2 AND 3.

CITY OF KYLE:

STATE OF TEXAS
COUNTY OF HAYS

REVIEWED BY

_____

LEON BARBA, P.E.
CITY ENGINEER

_____

RAVALI KOSARAJU
ASSISTANT DIRECTOR OF TRAFFIC & TRANSPORTATION MANAGEMENT

_____

MIKE MURPHY
DIRECTOR OF WATER UTILITITES

STATE OF TEXAS
COUNTY OF HAYS

THIS FINAL PLAT HAS BEEN SUBMITTED TO AND CONSIDERED BY THE PLANNING AND ZONING COMMISSION OF THE CITY OF KYLE, TEXAS, AND IS HEREBY APPROVED BY SUCH PLANNING AND ZONING COMMISSION. DATED THIS ___ DAY OF _____, 2026.

_____

SARAH ONCKEN
PLANNING AND ZONING COMMISSION, CHAIRPERSON

HAYS COUNTY DEVELOPMENT SERVICES:

I, THE UNDERSIGNED, INTERIM DIRECTOR OF HAYS COUNTY DEVELOPMENT SERVICES DEPARTMENT, HEREBY CERTIFY THAT THIS SUBDIVISION PLAT CONFORMS TO ALL HAYS COUNTY REQUIREMENTS AS STATED IN THE INTERLOCAL COOPERATION AGREEMENT BETWEEN HAYS COUNTY AND THE CITY OF KYLE, FOR SUBDIVISION REGULATIONS WITHIN THE EXTRATERRITORIAL JURISDICTION.

_____

KANDICE BOUTTE, INTERIM DIRECTOR
HAYS COUNTY DEVELOPMENT SERVICES

I, THE UNDERSIGNED, INTERIM DIRECTOR OF HAYS COUNTY DEVELOPMENT SERVICES DEPARTMENT, HEREBY CERTIFY THAT THIS SUBDIVISION PLAT CONFORMS TO ALL HAYS COUNTY REQUIREMENTS AS STATED IN THE HAYS COUNTY REQUIREMENTS AS STATED IN THE HAYS COUNTY DEVELOPMENT REGULATIONS AND/OR HAYS COUNTY RULES FOR ON-SITE SEWAGE FACILITIES.

_____

KANDICE BOUTTE, INTERIM DIRECTOR
HAYS COUNTY DEVELOPMENT SERVICES

I, THE UNDERSIGNED, FLOODPLAIN ADMINISTRATOR OF HAYS COUNTY, HEREBY CERTIFY THAT THIS SUBDIVISION PLAT CONFORMS TO ALL HAYS COUNTY FLOODPLAIN REQUIREMENTS AS STATED IN THE HAYS COUNTY DEVELOPMENT REGULATIONS.

_____

ERIC VAN GAASBEEK, R.S., C.F.M.
FLOODPLAIN ADMINISTRATOR
HAYS COUNTY DEVELOPMENT SERVICES

STATE OF TEXAS
COUNTY OF HAYS

I, ELAINE CÁRDENAS, COUNTY CLERK OF HAYS COUNTY, TEXAS, DO HEREBY CERTIFY THAT THE FOREGOING INSTRUMENT OF WRITING WITH ITS CERTIFICATE OF AUTHENTICATION WAS FILED FOR RECORD IN MY OFFICE ON THE _____ DAY OF _____, 2026, AT _____ O'CLOCK __.M. AND DULY RECORDED ON THE _____ DAY OF _____, 2026, AT _____ O'CLOCK __.M., IN THE PLAT RECORDS OF HAYS COUNTY, TEXAS IN BOOK _____, PAGE _____.

_____

ELAINE CÁRDENAS, COUNTY CLERK
HAYS COUNTY, TEXAS

Council Contact Information

Mayor Yvonne Flores-Cale	YCale@cityofkyle.com
Mayor Pro Tem Michael Tobias	MTobias@cityofkyle.com
Council Member Courtney Goza	CGoza@cityofkyle.com
Council Member Melisa Medina	MMedina@cityofkyle.com
Council Member Claudia Zapata	CZapata@cityofkyle.com
Council Member Dr. Lauralee Harris	LHarris@cityofkyle.com
Council Member Marc McKinney	MMcKinney@cityofkyle.com

City Council Regular Meeting

DEPARTMENT: Development Services - Planning

FROM: Anjali Naini, Senior Planner

MEETING: September 15, 2026

SUBJECT:

Consider approval of a Resolution regarding a request by Albino and Olga Lopez for an exception from Chapter 41 (Subdivisions) of the City's Code of Ordinances related to minimum lot size for lots served by on-site septic (Chapter 41, Sec. 41-136(a)(1)), for the proposed replat of a property located at 706 Green Pastures Drive in the City of Kyle Extraterritorial Jurisdiction. (VR-26-0016)

The Planning & Zoning Commission voted 4-0 to recommend approval on 8/25/2026.

SUMMARY:

The applicant is requesting an exception from the Subdivision Ordinance – Chapter 41 to replat their existing lot into two lots. The property in question is in the City's Extraterritorial Jurisdiction (ETJ) and is therefore not subject to the City's zoning regulations. The property is also not party to any development agreements. Both of the lots will remain in the Lopez family so their son can have his own home on one of the lots.

The Green Pastures Subdivision, Section 3 was platted/approved in 1972. The subject property has remained in the original configuration since the time of the original plat. Per City Code Sec. 41-136(a)(1), lots are required to be over one acre in size if served by on-site septic. Hays County and TCEQ regulations, however, allow lots served by on-site septic to be as little has one-half acre in size if served by a water utility. Staff have reviewed the original plat and have not found any restrictions or plat notes preventing the proposed replat.

1. Lots
    a. Replat of one residential lot – 1.378 acres into two residential lots – each 0.689 acre

2. Utility Providers
    a. Water – Texas Water Utilities, LP
    b. Wastewater – OSSF
    c. Electricity – Pedernales Electric Cooperative

The subdivision application has been reviewed by staff under the subdivision regulations, Chapter 41 of the Code of Ordinances. Aside from the requested exception, Staff have found the proposed plat to comply with the City's subdivision regulations.

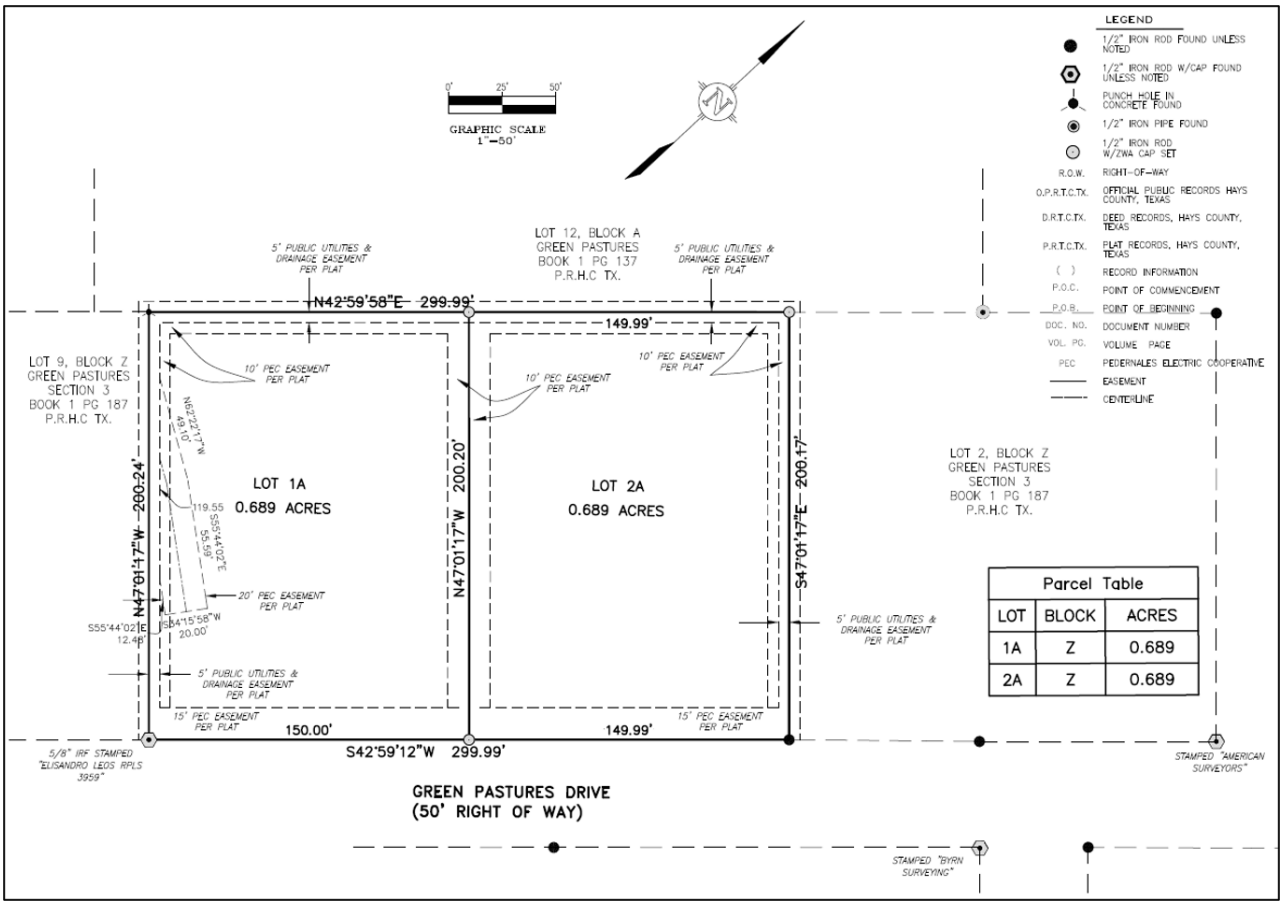

OPTIONS:

1. Approve the exception request as presented.
2. Approve with conditions.
3. Deny the exceptions.

RECOMMENDATION:

Staff recommend to 1) approve the exception request as presented.

PRIOR ACTION/INPUT (Council, Boards, Citizens):

The Planning & Zoning Commission made a recommendation to approve the exception request as presented by a vote of 4-0 on August 25, 2026.

FISCAL IMPACT:

1. City Department:	Development Services	
2. Project Name:	City of Kyle Code of Ordinances	
3. Budget/Accounting Code(s):		
4. Funding Type:		
5. Funding Source:		
6. Current Appropriation:	$ -	
7. Unencumbered Available Balance:	$ -	
8. Amount of This Action:	$ -	
9. Unencumbered Balance Remaining:	$ -	
10. Special Note/Comment:	This item is to consider approval of a Resolution regarding a request by Albino and Olga Lopez for an exception from Chapter 41 (Subdivisions) of the City's Code of Ordinances related to minimum lot size for lots served by on-site septic (Chapter 41, Sec. 41-136(a)(1)), for the proposed replat of a property located at 706 Green Pastures Drive in the City of Kyle Extraterritorial Jurisdiction. (VR-26-0016). There is no fiscal impact at this time.	
11. Prepared & Verified By:	Angel Avila, Senior Budget Analyst	9/2/2026
12. Reviewed & Approved By:	Dillon Saunderson, Budget Manager	9/2/2026

STAFF CONTACT:

Name: Anjali Naini
Title: Senior Planner
Email: anaini@cityofkyle.com
Phone: 737-403-9474

706 Green Pastures Drive – VR-26-0016

Consider approval of an exception request from Chapter 41 (Subdivisions) regarding minimum lot size

General Location Map

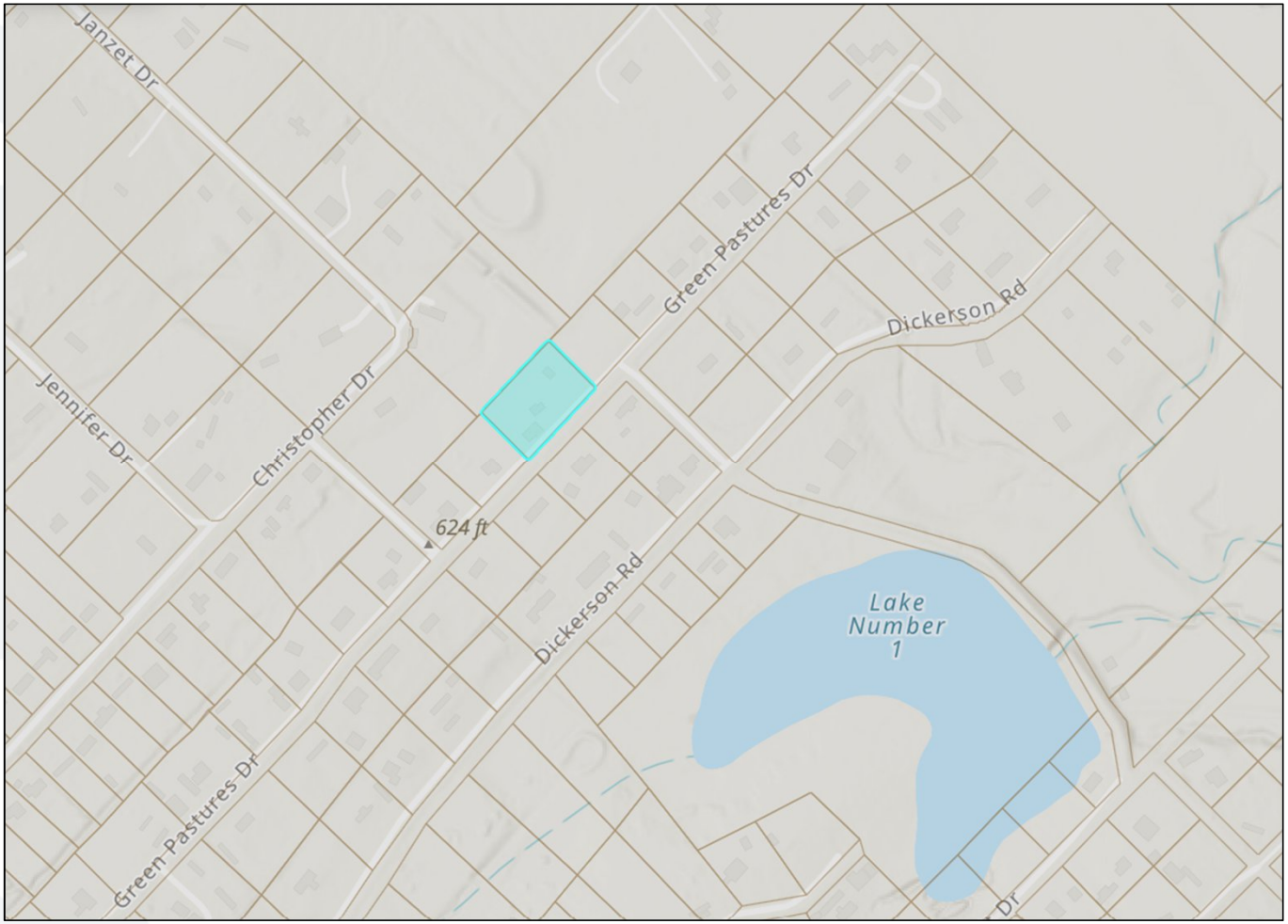

Summary

- The applicants are seeking this exception to subdivide their existing single lot into two lots. Both lots will remain within the Lopez family so their son can have his own home on one of the lots.
- The property is located in the Extraterritorial Jurisdiction and is not subject to any zoning regulations. The property is also not subject to any development agreements.
- Green Pastures, Section 3 was originally platted/approved in 1972. The subject property has remained in the original configuration since the time of the original plat.

Summary

- Per City Code Sec. 41-136(a)(1), lots are required to be over one acre in size if served by on-site septic. Hays County and TCEQ regulations, however, allow lots served by on-site septic to be as little has one-half acre in size if served by a water utility.
- The existing lot size is 1.378 acres and the proposed lot sizes are 0.689 acre for each lot.
- Utility Providers
  a. Water - Texas Water Utilities, LP
  b. Wastewater - OSSF
  c. Electricity - Pedernales Electric Cooperative

Staff Analysis

- Staff have reviewed the original plat and have not found any restrictions or plat notes preventing the proposed replat.
- City staff have reviewed the replat under subdivision regulations, Chapter 41 of the Code of Ordinances, and aside from the exception request, have otherwise found the proposed replat to comply with applicable City Codes.

Planning & Zoning Recommendation

- On August 25, 2026, the Planning & Zoning Commission:
  - Voted to approve the requested exception as presented; and
  - Voted to approve the proposed replat conditioned upon City Council approval of the requested exception (the plat does not go to City Council for approval).

Proposed Plat

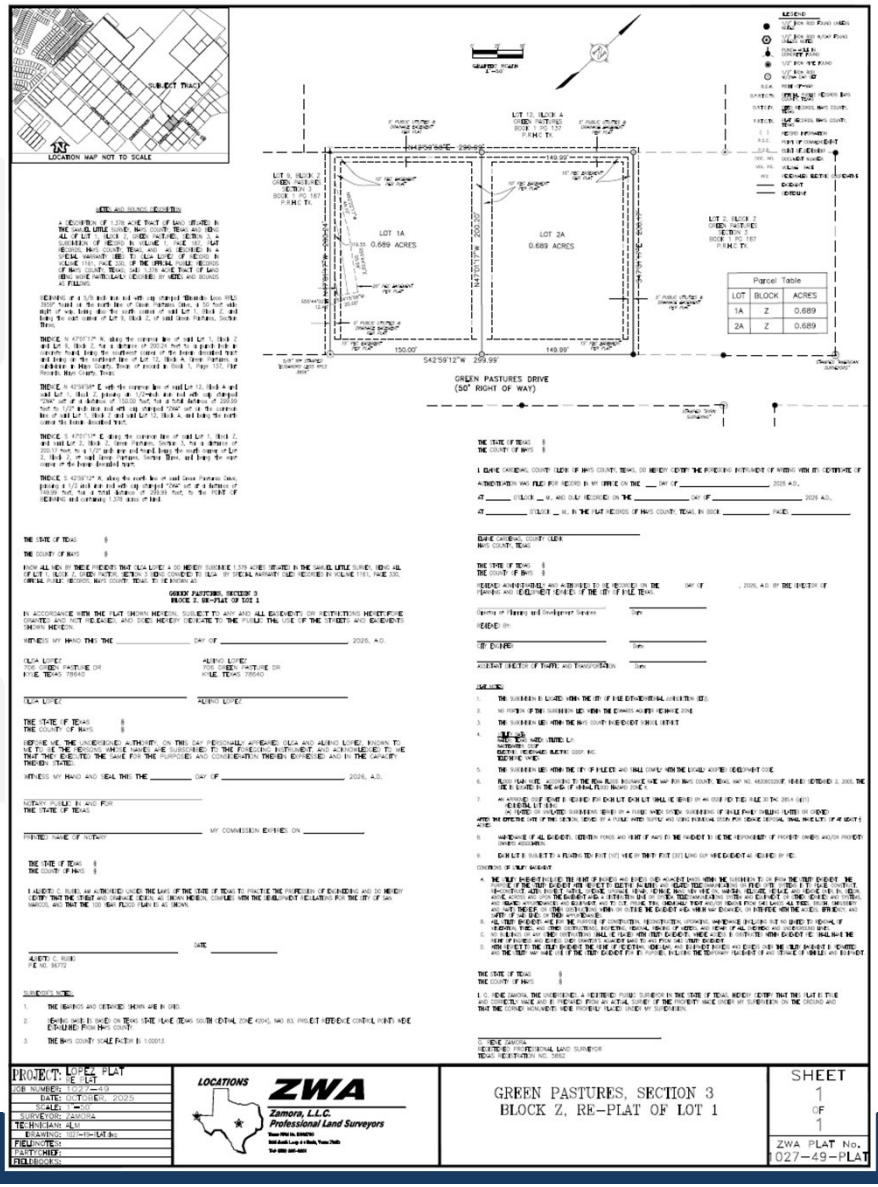

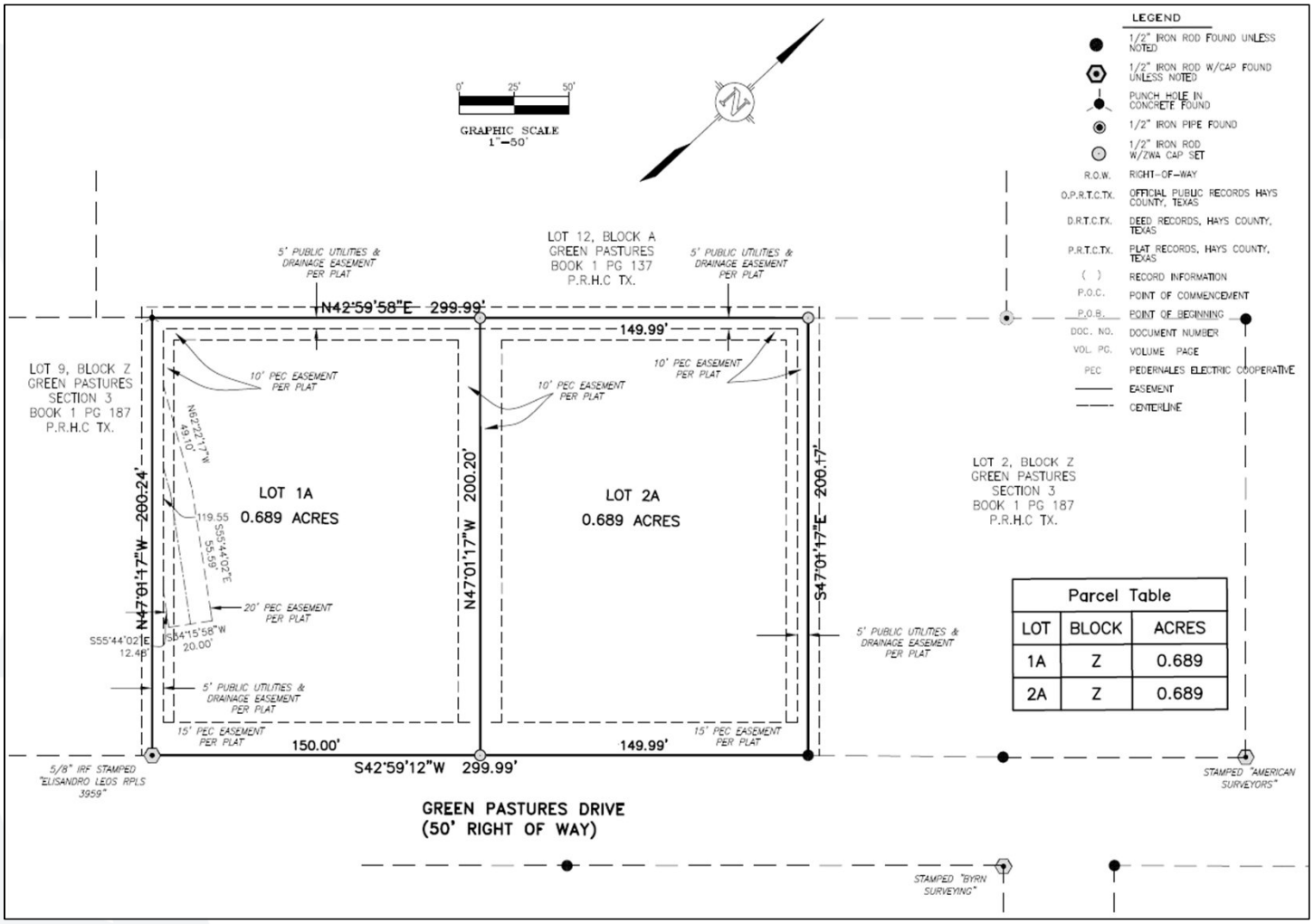

Parcel Table		
LOT	BLOCK	ACRES
1A	Z	0.689
2A	Z	0.689

Council Options - Exception Request

- Option 1: Approve the exception request as presented.
- Option 2: Approve with modifications/conditions.
- Option 3: Deny the exception.

Staff Recommendation

- Exception request: Staff recommend Option 1, approve the exception request as presented.

- Questions?

RESOLUTION NO. _____

A RESOLUTION OF THE CITY OF KYLE, TEXAS, APPROVING CERTAIN EXCEPTIONS FROM SEC. 41-136(A)(1) (LOTS – AREA REQUIREMENTS) OF THE CODE OF ORDINANCES OF THE CITY OF KYLE, TEXAS, FOR PROPERTY LOCATED AT 706 GREEN PASTURES DRIVE, IN HAYS COUNTY, TEXAS; MAKING FINDINGS OF FACT; AND PROVIDING FOR RELATED MATTERS.

WHEREAS, the City Council of the City of Kyle, Texas (the "City") has the authority to authorize exceptions to Chapter 41 of the City's Code of Ordinances (the "Code") after receiving a recommendation from the City's Planning and Zoning Commission; and

WHEREAS, the owner of the property described hereinafter (the "Property") has requested exceptions from Chapter 41, Sec. 41-136 (a)(1) (Lots – Area Requirements); and

WHEREAS, the City Council may grant exceptions to Chapter 41 of the Code, provided that special circumstances or conditions affecting the Property exist such that the strict application of the provisions of this chapter would have a substantial adverse impact on the applicant's reasonable use of the Property; and

WHEREAS, the City Council finds that granting the requested exceptions will not be detrimental to the public health, safety, or welfare, nor injurious to other property in the area; and

WHEREAS, the City Council further finds that granting the requested exceptions will not prevent the orderly subdivision or development of other land in the area in accordance with the provisions of this chapter; and

WHEREAS, after providing proper notice, the Planning and Zoning Commission held a public hearing on August 25, 2026, and the City Council held a public hearing on September 15, 2026, regarding the proposed exception request for the Property; and

WHEREAS, following the public hearing on August 25, 2026, the Planning and Zoning Commission reviewed the request and the circumstances affecting the Property and find that sufficient hardship exists to warrant approval of the requested exceptions; and

WHEREAS, following the public hearings, the City Council reviewed the request and the circumstances affecting the Property and finds that sufficient hardship exists to warrant approval of the requested exceptions.

NOW, THEREFORE, BE IT RESOLVED BY THE CITY COUNCIL OF THE CITY OF KYLE, TEXAS, THAT:

SECTION 1. Recitals. The foregoing recitals are hereby found to be true and correct and are hereby adopted by the City Council and made a part hereof for all purposes as findings of fact.

SECTION 2. Exception Authorization. The City Council hereby approves and authorizes the following exceptions from Chapter 41, Sec. 41-136(a)(1) (Lots – Area Requirements), for the property located at 706 Green Pastures Drive, Hays County, Texas (the "Property"), with the following findings:

1. Exception 1: Chapter 41, Sec. 41-136(a)(1) (Lots – Area Requirements) to waive requirements for minimum lot size for lots to be served by a septic system to be greater than one acre in area.

    a. Findings:

        i. The exception will not be detrimental to public health and safety;
        ii. The exception request will not prevent the orderly subdividing of other land in the area; and
        iii. There is no substantial impact on the applicants' reasonable use of their land, especially considering that, the Hays County and TCEQ have smaller minimum lot size requirements for lots to be served by septic and this request meets those minimum requirements.

SECTION 3. Severability. Should any section or part of this Resolution be held unconstitutional, illegal, or invalid, or the application to any person or circumstance thereof ineffective or inapplicable, such unconstitutionality, illegality, invalidity, or ineffectiveness of such section or part shall in no way affect, impair or invalidate the remaining portion or portions thereof; but as to such remaining portion or portions, the same shall be and remain in full force and effect and to this end the provisions of this Resolution are declared severable.

SECTION 4. Open Meetings. It is hereby officially found and determined that the meeting at which this Resolution is passed was open to the public as required and that the public notice of the time, place, and purpose of said meeting was given as required by the Open Meetings Act, Chapter 551, Texas Government Code.

SECTION 5. Effective Date. This Resolution will become effective immediately upon its passage.

PASSED AND APPROVED this the 15th day of September 2026.

CITY OF KYLE, TEXAS

_____
Yvonne Flores-Cale, Mayor

ATTEST:

_____
Jennifer Kirkland, City Secretary

May 20, 2026

Melissa McCollum – Chief Development Officer
City of Kyle - Planning Department
100 W. Center Street
Kyle, TX 78640

RE: Lopez Plat (Plan Number SUB-25-0378) Variance Request for OSSF Minimum One Acre Lot Requirement Per City of Kyle Development Code 41-136 (a).

Dear Melissa,

I am writing to request a variance from the City of Kyle Development Code 41-136 (a) regarding the one-acre minimum lot size requirement for properties to be served by an On-Site Sewage Facility (OSSF).

The Lopez Plat consist of The Replat of Green Pastures Subdivision, Lot 1, Section Three, Block Z located at 704/706 Green Pastures Drive in the City of Kyle Extraterritorial Jurisdiction (ETJ). Lot 1, a 1.3774 acres property, has been divided into two 0.6887 acre lots per Texas Special Limited Warranty Deeds. The new lots have approximately 150 ft. street frontage access to Green Pastures Drive. The property's legal description is Lot 1, Green Pastures Subdivision, Section Three, Block Z in Hays County according to the map and plat thereof recorded in Book L, Volume 1, Pages 187-190, of the Map and/or Plat records of Hays County, Texas. The owner's Texas Special (Limited) Warranty Deeds are recorded in Hays County Document Numbers 24022385 and 24030451.

The existing property is zone A1-Residential. There is an existing 1,456 S.F. manufactured home located on Lot 1A. A new manufactured home shall be installed on Lot 1B with an OSSF system. Domestic water service is provided by Texas Water Utilities. No construction is proposed for the two residential lots except the installation of the OSSF system. The property is situated in the Brushy Creek Watershed in the FEMA Map Zone "X" with no flood issues.

Strict compliance with the City of Kyle Development Code 41-136 (a) requiring one-acre minimum Lots to be served by an On-Site Sewage Facility is not possible because dividing the original Lot 1 into two halves results in two 0.6887-acre size lots. Lot 1 is being subdivided by the original owner to provide a home for his son (Albino Lopez) and his low-income family. Financing a new lot elsewhere is not affordable and will create an undue hardship on the Lopez Family.

Per TCEQ Rule TAC Title 30 Part 1 Subchapter A Rule 285.4 (a) (1) OSSF Planning, wastewater services shall be an On-site Sewage facility for a lot with at least ½ acres and served by a public water supply system. Therefore, granting the variance will not be detrimental to the public health, safety and welfare, or injurious to other property or will not prevent the orderly development of the land in the area in accordance with these Regulations.

If you would like to discuss further or need additional information, please don't hesitate to contact our office. We look forward to working with you and your team on this project.

Sincerely,

Albert C. Rubio

Albert Rubio, P.E.
Project Manager

Rubio Engineering Co.
868 Julia Road
Guffey, Colorado 80820

TBPELS Firm No. F-12313
Ph. 719-839-6101
albertrubio.pe@gmail.com

October 24, 2025

Debbie A. Guerra – Project Development Coordinator
City of Kyle - Planning Department
100 W. Center Street
Kyle, TX 78640

RE: Engineer's Summary Letter: Lopez Plat, Replat of Lot 1, Block Z, Green Pastures, Section 3

Dear Debbie,

Please accept this letter and engineering/drainage report as our formal submittal. The Replat of Lot 1 of Green Pastures Subdivision, Section Three, Block Z is located at 704/706 Green Pastures Drive in the City of Kyle Extraterritorial Jurisdiction (ETJ). The 1.3774 acres property was divided into two 0.6887 acre lots by the owner's Texas Special Limited Warranty Deeds. The lots have street frontage access to Green Pastures Drive.

The property's legal description is Lot 1, Green Pastures Subdivision, Section Three, Block Z in Hays County according to the map and plat thereof recorded in Book L, Volume 1, Pages 187-190, of the Map and/or Plat records of Hays County, Texas.

The owner's Texas Special (Limited) Warranty Deeds are recorded in Hays County Document Numbers 24022385 and 24030451. The Hays County Appraisal District property identification numbers are R29057 and R201701.

The existing property is zone A1-Residential. There is a 1,456 S.F. manufactured home located on the west side of the property with several outbuildings. Domestic water service is provided by Plum Creek Ground Water Conservation District. Wastewater services shall be an On-site Sewage facility for a lot with at least ½ acres and served by a public water supply system per TCEQ Rule TAC Title 30 Part 1 Subchapter A Rule 285.4 (a) (1). No stormwater detention or water quality ponds or any construction is proposed for this existing residential lot. Any future utility connections or improvements will be made consistent with the Plum Creek Ground Water Conservation District regulations, City of Klye and/or Hays County Standard Specifications.

The property is situated in the Brushy Creek Watershed. According to the FEMA Flood Insurance Rate Map for Hays County, Texas, Map No. 48209C0293F, Revised September 2, 2005, the site is in Zone "X" (See map exhibit).

Sincerely,

Albert C. Rubio

Albert Rubio, P.E.
Project Manager

Rubio Engineering Co.
868 Julia Road
Guffey, Colorado 80820

TBPELS Firm No. F-12313
Ph. 719-839-6101
albertrubio.pe@gmail.com

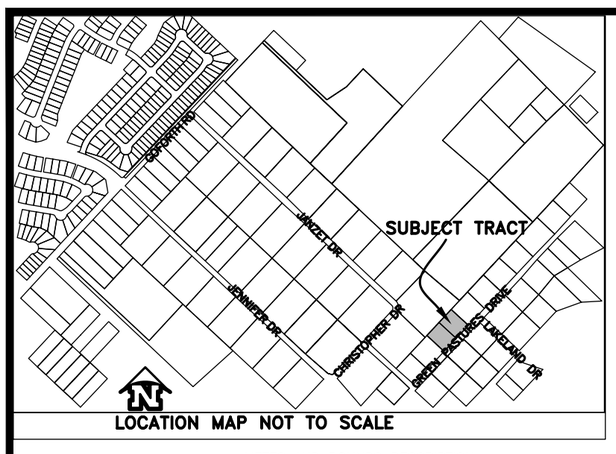

LOCATION MAP NOT TO SCALE

SURVEYOR'S NOTES:

1. THE BEARINGS AND DISTANCES SHOWN ARE IN GRID.
2. BEARING BASIS IS BASED ON TEXAS STATE PLANE (TEXAS SOUTH CENTRAL ZONE 4204), NAD 83, PROJECT REFERENCE CONTROL POINTS WERE ESTABLISHED FROM HAYS COUNTY.
3. THE HAYS COUNTY SCALE FACTOR IS 1.00013.

0' 25' 50'
GRAPHIC SCALE
1"=50'

LEGEND

●	1/2" IRON ROD FOUND UNLESS NOTED
	1/2" IRON ROD W/CAP FOUND UNLESS NOTED
	PUNCH HOLE IN CONCRETE FOUND
	1/2" IRON PIPE FOUND
	1/2" IRON ROD W/ZWA CAP SET
R.O.W.	RIGHT-OF-WAY
O.P.R.T.C.TX.	OFFICIAL PUBLIC RECORDS HAYS COUNTY, TEXAS
D.R.T.C.TX.	DEED RECORDS, HAYS COUNTY, TEXAS
P.R.T.C.TX.	PLAT RECORDS, HAYS COUNTY, TEXAS
( )	RECORD INFORMATION
P.O.C.	POINT OF COMMENCEMENT
P.O.B.	POINT OF BEGINNING
DOC. NO.	DOCUMENT NUMBER
VOL. PG.	VOLUME PAGE
PEC	PEDERNALES ELECTRIC COOPERATIVE
	EASEMENT
	CENTERLINE

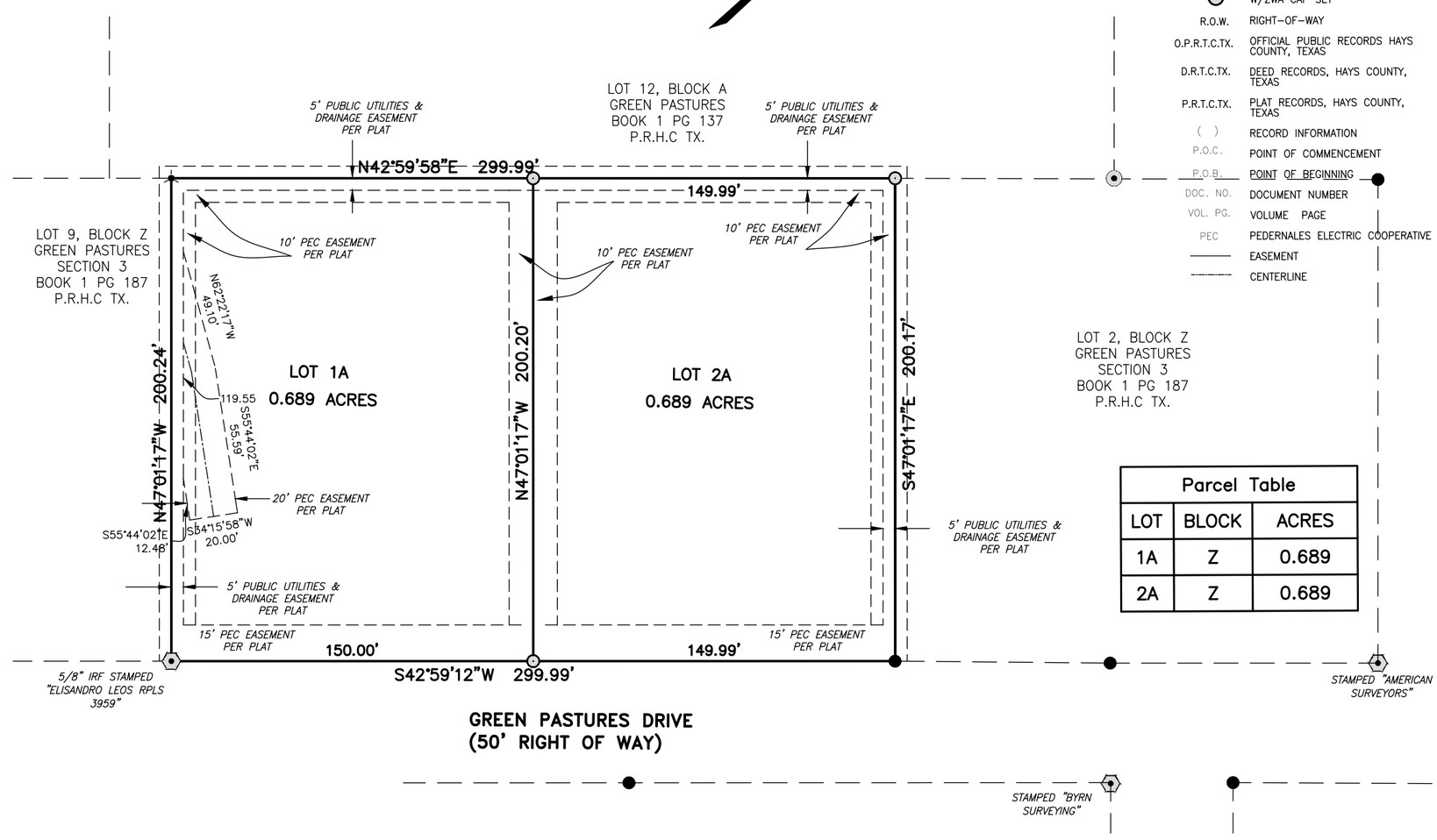

Parcel Table		
LOT	BLOCK	ACRES
1A	Z	0.689
2A	Z	0.689

METES AND BOUNDS DESCRIPTION

A DESCRIPTION OF 1.378 ACRE TRACT OF LAND SITUATED IN THE SAMUEL LITTLE SURVEY, HAYS COUNTY, TEXAS AND BEING ALL OF LOT 1, BLOCK Z, GREEN PASTURES, SECTION 3, A SUBDIVISION OF RECORD IN VOLUME 1, PAGE 187, PLAT RECORDS, HAYS COUNTY, TEXAS, AND AS DESCRIBED IN A SPECIAL WARRANTY DEED TO OLGA LOPEZ OF RECORD IN VOLUME 1161, PAGE 330, OF THE OFFICIAL PUBLIC RECORDS OF HAYS COUNTY, TEXAS; SAID 1.378 ACRE TRACT OF LAND BEING MORE PARTICULARLY DESCRIBED BY METES AND BOUNDS AS FOLLOWS:

BEGINNING at a 5/8 inch iron rod with cap stamped "Elisandro Leos RPLS 3959" found on the north line of Green Pastures Drive, a 50 foot wide right of way, being also the south corner of said Lot 1, Block Z, and being the east corner of Lot 9, Block Z, of said Green Pastures, Section Three;

THENCE, N 47°01'17" W, along the common line of said Lot 1, Block Z and Lot 9, Block Z, for a distance of 200.24 feet to a punch hole in concrete found, being the southwest corner of the herein described tract and being on the southeast line of Lot 12, Block A, Green Pastures, a subdivision in Hays County, Texas of record in Book 1, Page 137, Plat Records, Hays County, Texas;

THENCE, N 42°59'58" E, with the common line of said Lot 12, Block A and said Lot 1, Block Z, passing an 1/2-inch iron rod with cap stamped "ZWA" set at a distance of 150.00 feet, for a total distance of 299.99 feet to 1/2" inch iron rod with cap stamped "ZWA" set on the common line of said Lot 1, Block Z and said Lot 12, Block A, and being the north corner the herein described tract;

THENCE, S 47°01'17" E, along the common line of said Lot 1, Block Z, and said Lot 2, Block Z, Green Pastures, Section 3, for a distance of 200.17 feet, to a 1/2" inch iron rod found, being the south corner of Lot 2, Block Z, of said Green Pastures, Section Three, and being the east corner of the herein described tract;

THENCE, S 42°59'12" W, along the north line of said Green Pastures Drive, passing a 1/2 inch iron rod with cap stamped "ZWA" set at a distance of 149.99 feet, for a total distance of 299.99 feet, to the POINT OF BEGINNING and containing 1.378 acres of land.

THE STATE OF TEXAS §

THE COUNTY OF HAYS §

KNOW ALL MEN BY THESE PRESENTS THAT OLGA LOPEZ A DO HEREBY SUBDIVIDE 1.379 ACRES SITUATED IN THE SAMUEL LITTLE SURVEY, BEING ALL OF LOT 1, BLOCK Z, GREEN PASTOR, SECTION 3 BEING CONVEYED TO OLGA BY SPECIAL WARRANTY DEED RECORDED IN VOLUME 1161, PAGE 330, OFFICIAL PUBLIC RECORDS, HAYS COUNTY, TEXAS, TO BE KNOWN AS:

GREEN PASTURES, SECTION 3
BLOCK Z, RE-PLAT OF LOT 1

IN ACCORDANCE WITH THE PLAT SHOWN HEREON, SUBJECT TO ANY AND ALL EASEMENTS OR RESTRICTIONS HERETOFORE GRANTED AND NOT RELEASED, AND DOES HEREBY DEDICATE TO THE PUBLIC THE USE OF THE STREETS AND EASEMENTS SHOWN HEREON.

WITNESS MY HAND THIS THE _____ DAY OF _____, 2026, A.D.

OLGA LOPEZ
706 GREEN PASTURE DR
KYLE, TEXAS 78640

ALBINO LOPEZ
706 GREEN PASTURE DR
KYLE, TEXAS 78640

_____ _____
OLGA LOPEZ ALBINO LOPEZ

THE STATE OF TEXAS §
THE COUNTY OF HAYS §

BEFORE ME, THE UNDERSIGNED AUTHORITY, ON THIS DAY PERSONALLY APPEARED OLGA AND ALBINO LOPEZ, KNOWN TO ME TO BE THE PERSONS WHOSE NAMES ARE SUBSCRIBED TO THE FOREGOING INSTRUMENT, AND ACKNOWLEDGED TO ME THAT THEY EXECUTED THE SAME FOR THE PURPOSES AND CONSIDERATION THEREIN EXPRESSED AND IN THE CAPACITY THEREIN STATED.

WITNESS MY HAND AND SEAL THIS THE _____ DAY OF _____, 2026, A.D.

_____
NOTARY PUBLIC IN AND FOR
THE STATE OF TEXAS

_____ MY COMMISSION EXPIRES ON _____.
PRINTED NAME OF NOTARY

THE STATE OF TEXAS §
THE COUNTY OF HAYS §

I ALBERTO C. RUBIO, AM AUTHORIZED UNDER THE LAWS OF THE STATE OF TEXAS TO PRACTICE THE PROFESSION OF ENGINEERING AND DO HEREBY CERTIFY THAT THE STREET AND DRAINAGE DESIGN, AS SHOWN HEREON, COMPLIES WITH THE DEVELOPMENT REGULATIONS FOR THE CITY OF SAN MARCOS, AND THAT THE 100 YEAR FLOOD PLAIN IS AS SHOWN.

_____ DATE: _____
ALBERTO C. RUBIO
P.E NO. 96772

THE STATE OF TEXAS §
THE COUNTY OF HAYS §

I, G. RENE ZAMORA, THE UNDERSIGNED, A REGISTERED PUBLIC SURVEYOR IN THE STATE OF TEXAS, HEREBY CERTIFY THAT THIS PLAT IS TRUE AND CORRECTLY MADE AND IS PREPARED FROM AN ACTUAL SURVEY OF THE PROPERTY MADE UNDER MY SUPERVISION ON THE GROUND AND THAT THE CORNER MONUMENTS WERE PROPERLY PLACED UNDER MY SUPERVISION.

_____.
G. RENE ZAMORA
REGISTERED PROFESSIONAL LAND SURVEYOR
TEXAS REGISTRATION NO. 5862

I, THE UNDERSIGNED, FLOODPLAIN ADMINISTRATOR OF HAYS COUNTY, HEREBY CERTIFY THAT THIS SUBDIVISION PLAT CONFORMS TO ALL HAYS COUNTY FLOODPLAIN REQUIREMENTS AS STATED IN THE HAYS COUNTY DEVELOPMENT REGULATIONS.

_____
ERIC VAN GAASBEEK, R.S., C.F.M.
FLOODPLAIN ADMINISTRATOR
HAYS COUNTY DEVELOPMENT SERVICES

THE STATE OF TEXAS §
THE COUNTY OF HAYS §

I, ELAINE CARDENAS, COUNTY CLERK OF HAYS COUNTY, TEXAS, DO HEREBY CERTIFY THE FOREGOING INSTRUMENT OF WRITING WITH ITS CERTIFICATE OF AUTHENTICATION WAS FILED FOR RECORD IN MY OFFICE ON THE ___ DAY OF _____, 2026 A.D.,

AT _____ O'CLOCK __ M., AND DULY RECORDED ON THE _____ DAY OF _____, 2026 A.D.,

AT _____ O'CLOCK __ M., IN THE PLAT RECORDS OF HAYS COUNTY, TEXAS, IN BOOK _____, PAGES _____.

_____
ELAINE CARDENAS, COUNTY CLERK
HAYS COUNTY, TEXAS

I, THE UNDERSIGNED, INTERIM DIRECTOR OF HAYS COUNTY DEVELOPMENT SERVICES DEPARTMENT, HEREBY CERTIFY THAT THIS SUBDIVISION PLAT CONFORMS TO ALL HAYS COUNTY REQUIREMENTS AS STATED IN THE INTERLOCAL COOPERATION AGREEMENT BETWEEN HAYS COUNTY AND THE CITY OF KYLE, FOR SUBDIVISION REGULATIONS WITHIN THE EXTRATERRITORIAL JURISDICTION.

_____
KANTICE BOUTIE, INTERIM DIRECTOR
HAYS COUNTY DEVELOPMENT SERVICES

I, THE UNDERSIGNED, INTERIM DIRECTOR OF HAYS COUNTY DEVELOPMENT SERVICES DEPARTMENT, HEREBY CERTIFY THAT THIS SUBDIVISION PLAT CONFORMS TO ALL HAYS COUNTY REQUIREMENTS AS STATED IN THE HAYS COUNTY DEVELOPMENT REGULATIONS AND/OR HAYS COUNTY RULES FOR ON-SITE SEWAGE FACILITIES.

_____
KANTICE BOUTIE, INTERIM DIRECTOR
HAYS COUNTY DEVELOPMENT SERVICES

THE STATE OF TEXAS §
THE COUNTY OF HAYS §

REVIEWED ADMINISTRATIVELY AND AUTHORIZED TO BE RECORDED ON THE DAY OF , 2026, A.D. BY THE DIRECTOR OF PLANNING AND DEVELOPMENT SERVICES OF THE CITY OF KYLE, TEXAS.

_____. _____.
Director of Planning and Development Services Date

REVIEWED BY:

_____. _____.
CITY ENGINEER Date

_____. _____.
ASSISTANT DIRECTOR OF TRAFFIC AND TRANSPORTATION Date

PLAT NOTES:

1. THIS SUBDIVISION IS LOCATED WITHIN THE CITY OF KYLE EXTRATERRITORIAL JURISDICTION (ETJ).
2. NO PORTION OF THIS SUBDIVISION LIES WITHIN THE EDWARDS AQUIFER RECHARGE ZONE.
3. THIS SUBDIVISION LIES WITHIN THE HAYS COUNTY INDEPENDENT SCHOOL DISTRICT.
4. UTILITY DATA
   WATER: TEXAS WATER UTILITIES L.P.
   WASTEWATER: OSSF
   ELECTRIC: PEDERNALES ELECTRIC COOP. INC.
   TELEPHONE: VARIES
5. THIS SUBDIVISION LIES WITHIN THE CITY OF KYLE ETJ AND SHALL COMPLY WITH THE LOCALLY ADOPTED DEVELOPMENT CODE.
6. FLOOD PLAIN NOTE: ACCORDING TO THE FEMA FLOOD INSURANCE RATE MAP FOR HAYS COUNTY, TEXAS, MAP NO. 48209C0293F, REVISED SEPTEMBER 2, 2005, THE SITE IS LOCATED IN THE AREA OF MINIMAL FLOOD HAZARD ZONE X.
7. AN APPROVED OSSF PERMIT IS REQUIRED FOR EACH LOT. EACH LOT SHALL BE SERVED BY AN OSSF PER TCEQ RULE 30 TAC 285.4 (a)(1) RESIDENTIAL LOT SIZING
   (A) PLATTED OR UNPLATTED SUBDIVISIONS SERVED BY A PUBLIC WATER SYSTEM. SUBDIVISIONS OF SINGLE FAMILY DWELLING PLATTED OR CREATED AFTER THE EFFECTIVE DATE OF THIS SECTION, SERVED BY A PUBLIC WATER SUPPLY AND USING INDIVIDUAL OSSFs FOR SEWAGE DISPOSAL, SHALL HAVE LOTS OF AT LEAST ½ ACRES.
8. MAINTENANCE OF ALL EASEMENTS, DETENTION PONDS AND RIGHT OF WAYS TO THE PAVEMENT TO BE THE RESPONSIBILITY OF PROPERTY OWNERS AND/OR PROPERTY OWNERS ASSOCIATION.
9. EACH LOT IS SUBJECT TO A FLOATING TEN FOOT (10') WIDE BY THIRTY FOOT (30') LONG GUY WIRE EASEMENT AS REQUIRED BY PEC.

CONDITIONS OF UTILITY EASEMENT:

A. THE UTILITY EASEMENT INCLUDES THE RIGHT OF INGRESS AND EGRESS OVER ADJACENT LANDS WITHIN THE SUBDIVISION TO OR FROM THE UTILITY EASEMENT. THE PURPOSE OF THE UTILITY EASEMENT WITH RESPECT TO ELECTRIC FACILITIES AND RELATED TELECOMMUNICATIONS OR FIBER OPTIC SYSTEMS IS TO PLACE, CONSTRUCT, RE-CONSTRUCT, ALTER, INSPECT, PATROL, OPERATE, UPGRADE, REPAIR, REPHASE, HANG NEW WIRE ON, MAINTAIN, RELOCATE, REPLACE, AND REMOVE OVER, IN, BELOW, ABOVE, ACROSS AND UPON THE EASEMENT AREA A DISTRIBUTION LINE OR SYSTEM, TELECOMMUNICATIONS SYSTEM AND EQUIPMENT, OR OTHER SERVICES AND SYSTEMS, AND RELATED APPURTENANCES AND EQUIPMENT, AND TO CUT, PRUNE, TRIM, CHEMICALLY TREAT AND/OR REMOVE FROM SAID LANDS ALL TREES, BRUSH, SHRUBBERY AND PARTS THEREOF, OR OTHER OBSTRUCTIONS WITHIN OR OUTSIDE THE EASEMENT AREA WHICH MAY ENDANGER, OR INTERFERE WITH THE ACCESS, EFFICIENCY, AND SAFETY OF SAID LINES OR THEIR APPURTENANCES.
B. ALL UTILITY EASEMENTS ARE FOR THE PURPOSE OF CONSTRUCTION, RECONSTRUCTION, UPGRADING, MAINTENANCE (INCLUDING BUT NO LIMITED TO REMOVAL OF VEGETATION, TREES, AND OTHER OBSTRUCTIONS), INSPECTING, REMOVAL, READING OF METERS, AND REPAIR OF ALL OVERHEAD AND UNDERGROUND LINES.
C. NO BUILDINGS OR ANY OTHER OBSTRUCTIONS SHALL BE PLACED WITH UTILITY EASEMENTS, WHERE ACCESS IS OBSTRUCTED WITHIN EASEMENT PEC SHALL HAVE THE RIGHT OF INGRESS AND EGRESS OVER GRANTOR'S ADJACENT LAND TO AND FROM SAID UTILITY EASEMENT.
D. WITH RESPECT TO THE UTILITY EASEMENT, THE RIGHT OF PEDESTRIAN, VEHICULAR, AND EQUIPMENT INGRESS AND EGRESS OVER THE UTILITY EASEMENT IS PERMITTED AND THE UTILITY MAY MAKE USE OF THE UTILITY EASEMENT FOR ITS PUPOSES, INCLUDING THE TEMPORARY PLACEMENT OF AND STORAGE OF VEHICLES AND EQUIPMENT.

PROJECT:	LOPEZ PLAT RE PLAT
JOB NUMBER:	1027-49
DATE:	OCTOBER, 2025
SCALE:	1"=50'
SURVEYOR:	ZAMORA
TECHNICIAN:	ALM
DRAWING:	1027-49-PLAT.dwg
FIELDNOTES:	
PARTYCHIEF:	
FIELDBOOKS:	

LOCATIONS
ZWA
Zamora, L.L.C.
Professional Land Surveyors
Texas FIRM No. 10062700
1425 South Loop 4 • Buda, Texas 78610
Tel: (512) 295-6201

GREEN PASTURES, SECTION 3
BLOCK Z, RE-PLAT OF LOT 1

SHEET 1 OF 1

ZWA PLAT No. 1027-49-PLAT

PLAT REFERENCE NO. PC-24-50

Council Contact Information

Mayor Yvonne Flores-Cale	YCale@cityofkyle.com
Mayor Pro Tem Michael Tobias	MTobias@cityofkyle.com
Council Member Courtney Goza	CGoza@cityofkyle.com
Council Member Melisa Medina	MMedina@cityofkyle.com
Council Member Claudia Zapata	CZapata@cityofkyle.com
Council Member Dr. Lauralee Harris	LHarris@cityofkyle.com
Council Member Marc McKinney	MMcKinney@cityofkyle.com

City Council Regular Meeting

DEPARTMENT: Legal/City Attorney's Office

FROM: Aimee Alcorn-Reed, City Attorney

MEETING: September 15, 2026

SUBJECT:

Consider approval of a resolution authorizing Amendment No. 2 to the Blanco River Ranch (Phase One Residential Area) De-annexation and Development Agreement with HM BRR Development, Inc. and HM 6 Creeks Development, Inc.

SUMMARY:

On May 19, 2026, City Council directed the Interim City Manager to negotiate an amendment with the 6 Creeks developer to resolve disagreements related to the Blanco River Ranch (Phase One Residential Area) De-annexation and Development Agreement. The Interim City Manager met with the developer multiple times and created a document title Discussion Points & Term Sheet laying out the terms of a proposed amendment.

On August 18, 2026, City Council approved a resolution approving the term sheet and directing the City Attorney to bring back an amendment, in legal form, that covers the term sheet. Since August 18, the City Attorney has worked with attorneys representing the 6 Creeks developer to put together a mutually-beneficial amendment based on the term sheet.

OPTIONS:

Approve or deny the resolution authorizing the amendment.

RECOMMENDATION:

Staff recommends approval of the resolution as presented.

PRIOR ACTION/INPUT (Council, Boards, Citizens):

On May 19, 2026, the City Council directed and authorized the City Manager to negotiate with the developer of the 6 Creeks development to resolve outstanding contractual issues and to bring back any proposed agreements or amendments to the City Council for consideration and approval.

On July 21, 2026, to ensure that the City Council consulted with the City Attorney regarding the provisions negotiated by the Interim City Manager with the developer of the 6 Creeks development, the Interim City Manager fully briefed the City Council in executive session, on each of the 15-point provisions negotiated and agreed to as included in the term sheet.

On August 18, 2026, City Council approved a resolution approving the term sheet and directing the City Attorney to bring back the amendment for City Council approval on September 15, 2026.

FISCAL IMPACT:

1. City Department:	Office of the City Attorney	
2. Project Name:	6 Creeks Development.	
3. Budget/Accounting Code(s):		
4. Funding Type:		
5. Funding Source:		
6. Current Appropriation:	$	-
7. Unencumbered Available Balance:	$	-
8. Amount of This Action:	$	-
9. Unencumbered Balance Remaining:	$	-

10. Special Note/Comment:

This item is to consider approval of a resolution authorizing Amendment No. 2 to the Blanco River Ranch (Phase One Residential Area) De-annexation and Development Agreement with HM BRR Development, Inc. and HM 6 Creeks Development, Inc. The proposed expenditure will be offset by increasing the revenue budget to include $1,886,545.60 in Developer Contributions. There is no fiscal impact to the FY 2026-27 budget. Council approved this item on August 27, 2026, by a 7-0 vote.

11. Prepared & Verified By:	Angel Avila, Senior Budget Analyst	9/9/2026
12. Reviewed & Approved By:	Dillon Saunderson, Budget Manager	9/9/2026

STAFF CONTACT:

Name: Aimee Alcorn-Reed
Title: City Attorney
Email: aalcornreed@cityofkyle.com

6 Creeks Development Agreement Amendment

Tuesday, September 15, 2026

Background

- On May 19, 2026, the City Council directed the Interim City Manager to negotiate an amendment with the 6 Creeks developer to cover all outstanding disagreements between the parties.
- The Interim City Manager presented the proposed amendment to City Council on August 18, 2026.
- This item approves a resolution authorizing the Interim City Manager to execute the proposed amendment with 6 Creeks to resolve the outstanding issues. The City Attorney worked with attorneys for 6 Creeks and both sides agree to the amendment as proposed.

Options

- Option 1 - Approve the resolution to approve the proposed amendment.
- Option 2- Deny the resolution and choose not to approve the amendment.

Recommendation

- Staff recommends Option 1 – Approval of the Resolution as presented.
- Staff recommends approval of the resolution authorizing the amendment. The amendment resolves the previous dispute between the City and the developer. It is mutually-beneficial and will avoid potential litigation between the parties.

Thank you!

- Questions?

RESOLUTION NO. _____

A RESOLUTION OF THE CITY COUNCIL OF THE CITY OF KYLE, TEXAS, AUTHORIZING AN AUTHORIZING AMENDMENT NO. 2 TO THE BLANCO RIVER RANCH (PHASE ONE RESIDENTIAL AREA) DE-ANNEXATION AND DEVELOPENT AGREEMENT WITH HM BRR DEVELOPMENT, INC., AND HM 6 CREEKS DEVELOPMENT, INC.

WHEREAS, the City of Kyle (the "City") entered into the Blanco River Ranch (Phase One Residential Area) Development Agreement with Blanco River Ranch Properties, LP on May 16, 2017 (the "Agreement"); and

WHEREAS, the Agreement was amended on October 6, 2020, through the First Amendment to the Agreement; and

WHEREAS, through a series of actions, the entirety of the Agreement has been assigned by Blanco River Ranch Properties, LP to HM BRR Development, Inc. and HM 6 Creeks Development Inc. (collectively, "Owner"); and

WHEREAS, due to changed circumstances since the approval of the First Amendment, the City and the Owner now wish to make additional modifications to the Agreement; and

WHEREAS, the City Council has found and determined that the Second Amendment to the Agreement is in the best interests of the residents of the City.

NOW, THEREFORE, BE IT RESOLVED BY THE CITY COUNCIL OF THE CITY OF KYLE, HAYS COUNTY, TEXAS, THAT:

Section 1. Findings. The City Council of the City specifically finds that the foregoing recitals are hereby found to be true and correct and are hereby adopted by the City Council and made a part hereof for all purposes as findings of fact.

Section 2. Authority of City Manager. The Interim City Manager, or designee, is hereby authorized to execute all documents necessary to Amendment No. 2 to the Blanco River Ranch (Phase One Residential Area) De-annexation and Development Agreement with HM BRR Development, Inc. and HM 6 Creeks Development, Inc, with all documents in final form approved by the City Attorney.

Section 3. Effective Date. This resolution shall take effect from and after the date of its passage as authorized by the City Charter.

Section 4. Open Meetings. It is hereby officially found and determined that the meeting at which this Resolution is passed was open to the public as required and that public notice of the time, place, and purpose of the said meeting was given as required by the Open Meetings Act, Chapter 551, Texas Government Code.

FINALLY PASSED AND APPROVED ON THIS THE ____ DAY OF _____, 2026.

THE CITY OF KYLE, TEXAS

_____
Yvonne Flores-Cale, Mayor

ATTEST:

_____
Jennifer Kirkland, City Secretary

SECOND AMENDMENT TO BLANCO RIVER RANCH
(Phase One Residential Area)
DE-ANNEXATION AND DEVELOPMENT AGREEMENT

This Second Amendment to Blanco River Ranch (Phase One Residential Area) De-Annexation and Development Agreement (this "**Second Amendment**") is entered into effective as of September __, 2026 (the "**Effective Date**"), between the City of Kyle, Texas, a Texas home-rule city ("**City**"), HMBRR Development, Inc., a Texas corporation ("**HMBRR**"), and HM 6 Creeks Development, Inc., a Texas corporation ("**HM 6 Creeks**"). HMBRR and HM 6 Creeks may be referred to collectively as "**Owner**". City and Owner may be referred to singularly as a "**Party**" and collectively as the "**Parties**".

RECITALS

WHEREAS, City and Blanco River Ranch Properties, LP, a Texas limited partnership ("**BRRP**"), in its then capacity as "Owner," entered into the Blanco River Ranch (Phase One Residential Area) De-Annexation and Development Agreement (the "**Original DA**") relating to 858.7 acres in Hays County, Texas (the "**Property**"), effective May 6, 2016, and recorded as Document No. 17018505, Official Public Records of Hays County, Texas;

WHEREAS, Section 12.05(b) of the Original DA authorized BRRP to assign its rights and obligations under the Development Agreement to Hanna/Magee LP #1, a Texas limited partnership ("**Hanna/Magee**"), or to one or more entities controlling, controlled by or under common control with Hanna/Magee (such entities "**HM Affiliates**");

WHEREAS, as authorized by Section 12.05(b) of the Original DA, effective September 20, 2017, BRRP assigned all its rights and obligations under the Original DA to three HM Affiliates as follows: (i) to HMBRR, as to 61.49 acres of the Property ("**Tract 1**"), (ii) to HMBRR LP, a Texas limited partnership ("**HMBRR LP**"), as to 188.51 acres of the Property ("**Tract 2**") and (iii) to HMBRR LP #2, a Texas limited partnership ("**LP #2**"), as to 608.7 acres of the Property ("**Tract 3**") by Assignment and Assumption of Rights and Obligations Under Blanco River Ranch (Phase One Residential Area) De-Annexation and Development Agreement, recorded as Document No. 17034183, Official Public Records of Hays County, Texas;

WHEREAS, effective October 6, 2020, City, HMBRR, HMBRR LP and LP #2 amended the Original DA by First Amendment to Blanco River Ranch (Phase One Residential Area) De-Annexation and Development Agreement recorded under Document No. 20056036, Official Public Records of Hays County, Texas (the "**First Amendment**"), and references in this Second Amendment to the "**Development Agreement**" mean the Original DA as amended by the First Amendment and as assigned as set out in these Recitals;

WHEREAS, HMBRR LP conveyed to HMBRR all of Tract 2, and assigned all its interest in the Development Agreement to HMBRR by Partial Assignment and Assumption of Rights and Obligations Under Blanco River Ranch (Phase One Residential Area) De-Annexation and Development Agreement recorded under Document No. 21054961, Official Public Records of Hays County, Texas (upon which HMBRR LP ceased to be a party to the Development Agreement);

WHEREAS, by Partial Assignment and Assumption of Rights and Obligations Under Blanco River Ranch (Phase One Residential Area) De-Annexation and Development Agreement

recorded under Document No. 21054962, Official Public Records of Hays County, Texas, LP #2 conveyed to HM 6 Creeks 249.051 acres out of Tract 3 and assigned to HM 6 Creeks its interest in the Development Agreement as to said 249.051 acres out of Tract 3;

WHEREAS, by Partial Assignment and Assumption of Rights and Obligations Under Blanco River Ranch (Phase One Residential Area) De-Annexation and Development Agreement recorded under Document No. 21068716, Official Public Records of Hays County, Texas, LP #2 conveyed to HM 6 Creeks 99.955 acres out of Tract 3 and assigned to HM 6 Creeks its interest in the Development Agreement as to said 99.955 acres out of Tract 3;

WHEREAS, by Partial Assignment and Assumption of Rights and Obligations Under Blanco River Ranch (Phase One Residential Area) De-Annexation and Development Agreement recorded under Document No. 22044746, Official Public Records of Hays County, Texas, LP #2 conveyed to HM 6 Creeks the remainder of Tract 3 and assigned to HM 6 Creeks its interest in the Development Agreement as to said remainder of Tract 3 (upon which LP #2 ceased to be a party to the Development Agreement);

WHEREAS, following the assignments described above, Owners are properly considered the Owner of the Property under the Development Agreement;

WHEREAS, pursuant to the Development Agreement, City formed the 6 Creeks Public Improvement District (the "**PID**"), and as of the Effective Date, City has issued PID bonds for six different PID Areas (defined below) within the Property;

WHEREAS, subsequent to the First Amendment, due to changed circumstances, Owner and the City modified certain provisions of the Development Agreement which Owner and City now wish to codify in this Second Amendment, including provisions regarding the improvement of Old Stagecoach Road (which City now intends to design and build with funds described in City's 2022 Road Bond Program, with Owners making a monetary contribution to such improvement in lieu of construction, as described below), and provisions regarding the City Allocation (defined in the Development Agreement);

WHEREAS, City and Owner further wish to make additional modifications to the Development Agreement as more particularly described below;

NOW, THEREFORE, for good and valuable consideration, the receipt and sufficiency of which are hereby acknowledged, the Parties agree to amend the Development Agreement as follows:

AGREEMENT

1. *Defined Terms and Recitals*. Capitalized terms not defined, deleted or modified in this Second Amendment have the meanings ascribed thereto in the Development Agreement. As used in this Second Amendment, "**Effective Date**" has the meaning set out in the preamble. The Parties agree that the Recitals set out above are true and correct and are incorporated into this Second Amendment for all purposes.

2. *PID Improvement Areas*. The second sentence of Recital "D" to the Original DA and the parenthetical included in the second sentence of Recital "E" to the Original DA are deleted. As of the Effective Date, more than seven PID Areas are contemplated within the Property, with the final number and configuration of PID Areas currently unknown. The definitions of "**PID**

Area" and "**PID Areas**" in Section 1.02 of the Original DA are deleted and the following definitions are substituted in their place:

> "**PID Area**" means a single PID improvement area within the Property, and "**PID Areas**" means all PID improvement areas within the Property. The exact number and configuration of the PID Areas will be as proposed by Owner based on then market conditions, subject to approval by City, whose approval will not be unreasonably withheld, conditioned or delayed. City will maintain in its files a map showing the PID Areas as created from time to time.

The PID Areas that have been created as of the Effective Date, where referred to in this Second Amendment, may be referred to by their applicable PID improvement area name and number as set forth in the most recent Service and Assessment Plan adopted for the PID (the "**SAP**") *e.g.*, "Improvement Area #1," "Improvement Area #2" and so forth.

3. *New Pocket Park*. In addition to the parkland dedications contemplated by Section 2.08 of the Original DA, HM 6 Creeks voluntarily donated a 1.287 acre tract of land (the "**Pocket Park**") for use by City as a public park through a Special Warranty Deed (the "**Dedication Deed**") dated October 22, 2025, and recorded under Document No. 25039360, Official Public Records of Hays County, Texas. The Dedication Deed required City to begin using the Pocket Park for Parkland Use (defined in the Dedication Deed) by October 22, 2026. HM 6 Creeks confirms City satisfied this requirement on or about December 3, 2025 when it transplanted the existing oak tree to the Pocket Park. HM 6 Creeks further confirms that although the Dedication Deed contemplates the City may build additional improvements within the Pocket Park, the City is not required to build any such improvements. City is, however, responsible for watering all trees installed or planted by City within the Pocket Park to the same standard that the City routinely maintains trees in other City parks.

4. *Old Stagecoach Road*. The Parties agree that instead of Owner designing and building improvements to the 2,732 linear foot segment of Old Stagecoach Road identified on Exhibit "K" to the Original DA (the "**Old Stagecoach Segment**"), City will perform the design and improvement of the Old Stagecoach Segment and Owner will contribute the amount of **$1,200,000** (the "**Old Stagecoach Payment**") to the cost of such design and improvement. City confirms the Old Stagecoach Payment will constitute (i) cost-participation by Owner in the construction and installation of a Public Improvement under Section 3.01 and Section 3.03 of the Development Agreement (and so will qualify for reimbursement as described in said Section 3.01 and Section 3.03), and (ii) partial consideration for City's waiver of the Adjacent Streets Fee as described in Section 7.03 of the Development Agreement. Within ten (10) business days after the Effective Date Owner will submit to P3Works, LLC ("**Administrator**"), the PID administrator, a request to draw the Old Stagecoach Payment from applicable PID bond proceeds held by Administrator. City will promptly review that draw request and approve same subject to compliance with applicable PID requirements. Within ten (10) business days after the bond proceeds are paid to Owner pursuant to such draw request, Owner will pay the Old Stagecoach Payment to City via check or wire transfer.

> a. City agrees upon delivery of the Old Stagecoach Payment to City, Owner will have fully satisfied all obligations of Owner under the Development Agreement with respect to the Old Stagecoach Segment (and otherwise as to Old Stagecoach Road), except the obligation set out in Paragraph 4.b below regarding dedication of rights of way.

b. Owners remain obligated to dedicate the right of way for the Old Stagecoach Segment required by Exhibit "K" of the Development Agreement (the "**Required ROW**"). Within 10 business days after the Effective Date, City will deliver to Owner all requested dedication instruments for the Required ROW. Owner will review and approve (or specify appropriate corrections to) such instruments within 10 business days after receipt of same. If revisions are requested, Owner will review and approve (or specify appropriate corrections to) the revised instruments within 10 business days after receipt of same. Within 10 business days after the dedication instruments are approved, HMBRR or HM 6 Creeks, as applicable, will execute same and deliver same to City.

c. To the extent any provision of the Development Agreement may conflict with this Paragraph 4 (including but not limited to, Section 3.03, Section 7.03 and Exhibit "K"), such provisions are superseded and this Paragraph 4 will control.

5. *Treatment of Customers*. The Parties intend, and the Development Agreement (including but not limited to Sections 4.01, 4.05, and 4.06 thereof) will be interpreted to mean, that all Customers of City's Water System and City's Wastewater System located within Phase One will be treated in the same manner and on the same terms and conditions as if such Customers were located within the corporate limits of the City. This includes, but is not limited to, City's provision of service to Customers, the tariffs or rates charged by City to Customers, City's application of its policies and regulations to Customers, City's required applications for service, the compliance by a Customer applicant with City's service requirements, and any other matter pertaining to water service and wastewater service. The City currently is charging fees and applying tariffs or rates to Customers in excess of those the City charges customers located within the corporate limits of the City; City agrees to adjust those fees, tariffs and rates to comply with this Paragraph 5 by October 1, 2026 (the start of City's fiscal year) and to remain in compliance with this Paragraph 5.

6. *City Fees*. In addition to, and not in limitation of, Paragraph 5 above, the Parties intend, and Section 7.01 of the Development Agreement will be interpreted to mean, that all water and wastewater Impact Fees, rates, charges and other fees, including engineering review and inspection fees, applicable to facilities constructed, connections made and services provided within Phase One, and including standard building inspection fees will be charged by City as if such facilities, connections and service was located within the corporate limits of the City.

7. *Community Benefit Fee*. Section 7.05 of the Development Agreement is deleted. The Parties agree that the City Allocation described in prior Section 7.05 is more correctly characterized as a community benefit fee intended for City's use to pay costs of various infrastructure improvements, including but not limited to, roadways, water utility improvements, wastewater utility improvements and storm drainage improvements. Accordingly, in lieu of Owner's obligations under prior Section 7.05 of the Development Agreement, Owner agrees to pay to City a fee ("**Community Benefit Fee**") from time to time in an amount equal to 10% of the net proceeds of the bonds issued from time to time by City for Public Improvements benefitting the Property. A Community Benefit Fee will be paid to City from time to time as and when net proceeds of bonds are paid to Owner as follows: within ten (10) business days after Owner receives each payment of bond proceeds, Owner will pay to City via check or wire transfer an amount equal to 10% of the payment so received. For example, if the net proceeds of bonds issued for a PID Area were to equal **$10,000,000**, the Community Benefit Fee due to City for that PID Area bond issue would equal **$1,000,000**. As each payment to Owner of bond proceeds is made, Owner will pay to City an amount equal to 10% of the payment made to Owner within ten (10) business days after Owner receives such funds (e.g., if **$5,000,000** of such proceeds

were released to Owner in a single draw, Owner would pay **$500,000** to City within ten (10) business days after Owner receives said **$5,000,000**; as additional bond proceeds are released to Owner, Owner will continue to pay to City an amount equal to 10% of the bond proceeds so released until City receives the full **$1,000,000** Community Benefit Fee for that PID Area). Owner confirms that City may use and apply each Community Benefit Fee to whatever public purpose City chooses and deems appropriate.

8. *Reconciliation of Prior Payments*. The Parties have completed a reconciliation of Community Benefit Fees (including those previously designated "City Allocations" under prior Section 7.05) payable to City for Improvement Area #1 through Improvement Area #5 (after deduction for amounts advanced by Owner under prior Section 7.05 of the Development Agreement) and determined that the amount of **$686,545.60** is now due from Owner to City. Owner will pay the **$686,545.60** due to City within 10 business days after the Effective Date. City agrees such payment, together with previous payments made by Owner (whether designated "City Allocations" under prior Section 7.05, or Community Benefit Fees) will fully satisfy all Community Benefit Fees due City by Owner with respect to Improvement Area #1 through Improvement Area #5 for the term of this Agreement.

9. *Value to Lien Ratio*. Exhibit "G" and Exhibit "G-1" of the Development Agreement are modified to provide that as to any PID Area, a PID assessment may be levied for any amount for which the appraised value to assessment lien ratio is equal to or greater than 2:1, so long as the eligible costs of the qualified public improvements eligible for reimbursement under Local Government Code Chapter 372 (including all costs of financing) are equal to or greater than the proposed levy. Reimbursements from net PID bond proceeds will only be made to the extent the value-to-lien ratio is 3:1, and any net PID bond proceeds remaining will be held by the Trustee (defined in the SAP), whether through an escrow arrangement or another mechanism agreed between Owner and City, and not released to Owner to reimburse costs until the value in the applicable PID Area achieves at least a 3:1 value to lien ratio. For example, if the appraised value of assessed improved lots within a PID Area on the date of a bond issuance is **$9,000,000**, City and Owner may agree to a bond issue of **$5,000,000** based on projections of the appraised value of assessed property in such PID Area once homes are completed on the lots, but only net proceeds of **$3,000,000** of that bond issue will be available for release to Owner on the date of the bond issuance. As the appraised value of assessed property in the PID Area increases, additional net bond proceeds will be available for release to Owner to the extent those proceeds do not exceed a 3:1 value-to-lien ratio, and the entire net proceeds from the **$5,000,000** bond issuance will be available for release when the appraised value of the PID Area equals at least **$15,000,000**. For purposes of this Paragraph 9, the appraised value within a PID Area after the initial bond issuance may be determined based on the number of certificates of occupancy issued for homes within that PID Area and the values assigned to such homes in the initial (or a subsequent) appraisal.

10. *Final Close Out*. The Development Agreement is amended to include a new Section 7.06 as follows:

> Upon final completion of each PID Area, Owner will conduct a final reconciliation of all accounts for bond proceeds for that PID Area and determine any unused proceeds ("**Excess Funds**"). Any Excess Funds in a PID Area bond proceeds account will be applied to reduce the financing costs for the PID Area to which such account correlates as contemplated by the financing documents for the PID.

11. *Notice*. Section 12.06 of the Development Agreement, pertaining to Notice, is amended to update Owner's address as follows:

Owner:

HMBRR Development, Inc.
HM 6 Creeks Development, Inc.
Attn: Jay Hanna
2901 Bee Cave Road, Ste F
Austin, Texas 78746

12. *Ratification*. Except as specifically amended herein, all provisions of the Development Agreement are confirmed and ratified by the Parties to be in full force and effect. Each Party ratifies and confirms all prior actions which may have been taken by or on behalf of such Party prior to the Effective Date and not expressly withdrawn.

[EXECUTION PAGES TO FOLLOW]

CITY: **City of Kyle, Texas, a municipal corporation**

By: _____

_____

Date: _____

STATE OF TEXAS §
§
COUNTY OF HAYS §

This instrument was acknowledged before me on the ___ day of _____, 2026 by _____, _____ of the **City of Kyle**, Texas, a municipal corporation, on behalf of said corporation.

_____
Notary Public, State of Texas

OWNER:

HMBRR:

HMBRR DEVELOPMENT, INC., a Texas corporation

By: _____
Jay A. Hanna, President
Date: _____

6 CREEKS:

HM 6 CREEKS DEVELOPMENT, INC., a Texas corporation

By: _____
Jay A. Hanna, President
Date: _____

STATE OF TEXAS §
§
COUNTY OF TRAVIS §

This instrument was acknowledged before me on the ____ day of _____, 2026 by Jay A. Hanna, President of **HMBRR Development, Inc.**, a Texas corporation, and **HM 6 Creeks Development, Inc.**, a Texas corporation, on behalf of said corporations.

_____
Notary Public, State of Texas

Council Contact Information

Mayor Yvonne Flores-Cale	YCale@cityofkyle.com
Mayor Pro Tem Michael Tobias	MTobias@cityofkyle.com
Council Member Courtney Goza	CGoza@cityofkyle.com
Council Member Melisa Medina	MMedina@cityofkyle.com
Council Member Claudia Zapata	CZapata@cityofkyle.com
Council Member Dr. Lauralee Harris	LHarris@cityofkyle.com
Council Member Marc McKinney	MMcKinney@cityofkyle.com

City Council Regular Meeting

DEPARTMENT: Office of the City Manager

FROM: Perwez A. Moheet, CPA, Interim City Manager & Director of Finance

MEETING: September 15, 2026

SUBJECT:

Consider approval of a Resolution: (1) accepting the Settlement Points and Term Sheet as negotiated by the Interim City Manager with Messrs. Larry Gawlik and Victor Aellen, the two named petitioners and residents of the 6 Creeks development in the rate appeal proceeding before the Texas Public Utility Commission Docket No. 58988, (2) to resolve and secure withdrawal of their appeal challenging the City's application of outside-City water and wastewater service rates, and (3) directing the City Attorney to prepare and bring forward for the City Council's consideration and approval at its September 24, 2026 meeting, an Agreement to memorialize and codify the terms and provisions set forth in the agreed-upon Settlement Points & Term Sheet as attached to this agenda item.

SUMMARY:

On August 18, 2026, the City Council directed the Interim City Manager to negotiate with the two named residents of the 6 Creeks development to resolve the pending outside-city water and wastewater rate dispute initiated by them and to take all reasonable actions necessary to reach a mutually acceptable settlement, subject to required City Council approval.

Pursuant to the direction provided by the City Council on October 18, 2026, the purpose of this agenda item is for the City Council to review, in open session, the settlement points and all provisions included in the term sheet as negotiated by the Interim City Manager with Messrs. Larry Gawlik and Victor Aellen, the two named petitioners and residents of the 6 Creeks development in the rate appeal proceeding before the Texas Public Utility Commission Docket No. 58988.

The accompanying document titled Settlement Points & Term Sheet attached to this agenda item as Exhibit 3, provides all of the detailed provisions negotiated and agreed to between the Interim City Manager and Messrs. Larry Gawlik and Victor Aellen, to resolve all outstanding water and wastewater rate appeal matters.

AN IMPORTANT NOTE ABOUT THE PROVISIONS NEGOTIATED BY THE INTERIM CITY MANAGER:

It is important to note that, from the outset of the negotiations, the Interim City Manager advised Messrs. Larry Gawlik and Victor Aellen that any terms, conditions, or provisions negotiated during this process would remain subject to the City Council's review, modification, consideration, and final approval.

PRIOR ACTION/INPUT (COUNCIL, BOARDS, CITIZENS):

On August 18, 2026, the City Council directed the Interim City Manager to negotiate with the two named residents of the 6 Creeks development to resolve the pending outside-city water and wastewater rate dispute initiated by them and to take all reasonable actions necessary to reach a mutually acceptable settlement, subject to required City Council approval.

OPTIONS FOR CITY COUNCIL:

Option 1: Approve the Resolution.

Option 2: Approve the Resolution with modifications.

Option 3: Deny Approval of Resolution.

INTERIM CITY MANAGER'S RECOMMENDATION:

1. Approve the Resolution accepting the Settlement Points & Term Sheet as the framework for resolving the outstanding water and wastewater rate appeal matters with Messrs. Larry Gawlik and Victor Aellen, the two named petitioners and residents of the 6 Creeks development in the rate appeal proceeding before the Texas Public Utility Commission Docket No. 58988.

2. Direct the City Attorney to prepare and bring forward for the City Council's consideration and approval at the September 24, 2026, Council meeting, an Agreement between the City and Messrs. Larry Gawlik and Victor Aellen to memorialize and codify the terms and provisions set forth in the agreed-upon Settlement Points & Term Sheet as attached to this agenda item.

STAFF CONTACT:

Name: Perwez A. Moheet, CPA
Title: Interim City Manager & Director of Finance
Email: pmoheet@cityofkyle.com
Phone: (512) 262-1010

Resolution Approving Negotiated Terms With Messrs. Gawlik & Aellen of 6 Creeks to Resolve Outstanding OCL Rate Appeal Matters

City Council Meeting: September 15, 2026

Presented By: Perwez A. Moheet, CPA, Interim City Manager & Director of Finance

Presentation Outline

1. City Council's Direction to Interim City Manager
2. Negotiation & Settlement Process
3. Review Settlement Points & Term Sheet
4. ICM's Recommendations
5. Next Steps
6. Questions For ICM, Petitioners, or City Attorney

1. City Council's Direction to Interim City Manager on August 18, 2026

City Council's Direction to Interim City Manager

- City Council Meeting Held On August 18, 2026
- Agenda Item No. 21
- The City Council directed the Interim City Manager to negotiate with the two named residents of the 6 Creeks development to resolve the pending outside-City water and wastewater rate dispute initiated by them and to take all reasonable actions necessary to reach a mutually acceptable settlement, subject to required City Council approval.

2. Negotiation & Settlement Process

Discussion & Negotiation Process

<u>Starting Position & Approach for Both Sides</u>

- ✓ Collaborative approach to achieving a resolution.
- ✓ Clear understanding and acceptance that the City Council would make the final decision regarding resolution.
- ✓ Multiple meetings and email communications to discuss and resolve outstanding matters.
- ✓ Joint development of settlement terms and execution of a mutually agreed term sheet.

6 Creeks Rate Appeal Settlement Process - Part 1

1

Council Direction - ICM
August 18, 2026

2

Discussions
Understanding & Alignment

3

Negotiations
Resolve Rate Issues

4

Term Sheet
Settlement Points & Terms

6 Creeks Rate Appeal Settlement Process - Part 2

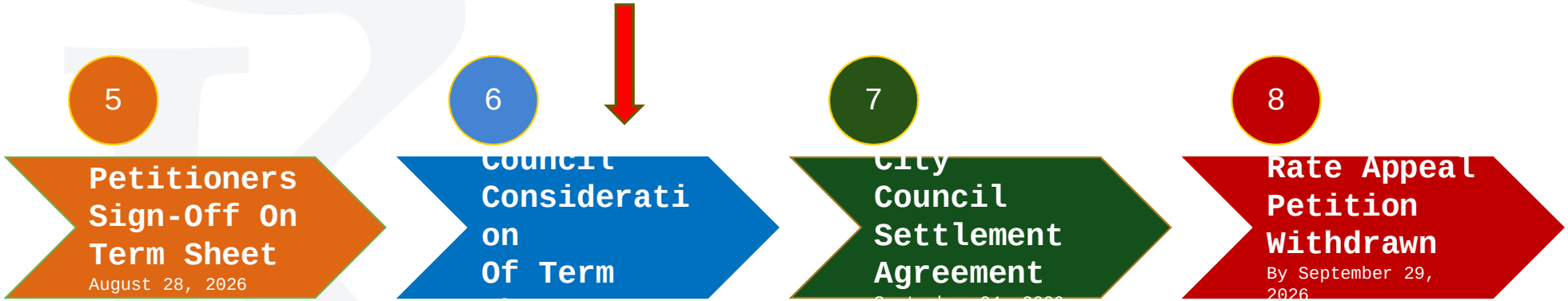

Settlement Agreement Based On Settlement Points & Term Sheet Considered by City Council on September 15, 2026.

3. Settlement Points & Term Sheet

Summary of Settlement Points For Term Sheet

- **Authority for Negotiations, Considerations, & Final Approval of Terms**

  a. All settlement terms, conditions, and provisions are subject to and contingent upon final approval by the City Council.

  b. If the settlement terms, as agreed to in the Settlement Points & Term Sheet, are not approved by the City Council on or before September 15, 2026, the Settlement Points & Term Sheet will be withdrawn.

Summary of Settlement Points For Term Sheet (Continued….)

❑ Application of Inside-City Water & Wastewater Service Rates.

- For water and wastewater service commencing on October 1, 2026, the City agrees to:
  1) Classify all 6 Creeks water and wastewater utility customers as inside-City customers.
  2) Charge them the same water and wastewater rates and fees as inside-City customers.
  3) The inside-City rate classification will continue as long the City's Development Agreement with the 6 Creeks developer remains in effect.

Summary of Settlement Points For Term Sheet (Continued….)

❑ Additional Clarification of Inside-City Water & Wastewater Service Rates.

- Water and wastewater service rates and fees applicable to customers within City limits and in effect at the time service is rendered shall be used to calculate utility bills for all water and wastewater utility customers of the same customer class.
- Effective October 1, 2026, the City agrees to amend its water and wastewater billing records for all 6 Creeks water and wastewater utility customers to inside-City classification.

Summary of Settlement Points For Term Sheet (Continued….)

❑ Definition of 6 Creeks Utility Customers.

- "6 Creeks customers" means the City's retail water and wastewater customers located within the Property as "Customers" and "Property" are defined in Section 1.02 of the 6 Creeks Development Agreement.

Summary of Settlement Points For Term Sheet (Continued….)

❑ **Rate Change For 6 Creeks Customers From OCL to ICL Effective October 1, 2026.**

- The effective date of the rate change is October 1, 2026.
- The rate classification for the City's retail water and wastewater customers within the 6 Creeks development will change from the outside-City rate classification to the inside-City rate classification.
- The revised water and wastewater rates for the City's retail customers within the 6 Creeks development will become effective for water and wastewater services provided by the City of Kyle beginning October 1, 2026.

Summary of Settlement Points For Term Sheet (Continued….)

❑ **Rate Change For 6 Creeks Customers From OCL to ICL Effective October 1, 2026.**

- The rate change will apply prospectively only and will not be applied retroactively. Accordingly, the effective date of the rate change is October 1, 2026.
- The parties agree that no rebates, refunds, bill credits, or other forms of reimbursement shall be provided or claimed with respect to water and wastewater charges for services rendered prior to October 1, 2026.

Summary of Settlement Points For Term Sheet (Continued….)

❑ Joint Motion For 60-Day Abatement.

- The 6 Creeks petitioners have agreed to join a motion for a 60-day abatement of all procedural deadlines in the rate appeal before the Texas Public Utility Commission Docket No. 58988.
- The 60-day abatement agreed to by the 6 Creeks petitioners will cease and all procedural deadlines will resume if the settlement terms, as agreed to in the Settlement Points & Term Sheet, are not approved by the City Council on or before September 15, 2026.

Summary of Settlement Points For Term Sheet (Continued….)

- **Withdrawal Of Rate Appeal As Petitioners Before Texas Public Utility Commission Docket No. 58988.**
  - The 6 Creeks petitioners have agreed to file a motion, within three (3) business days after approval of the Settlement Agreement by the City Council, to withdraw as petitioners in the rate appeal before the Texas Public Utility Commission Docket No. 58988.
  - Based on the provisions agreed to in the Settlement Points & Term Sheet and subject to acceptance by the City Council on September 15, 2026, the City Attorney will prepare and present the Settlement Agreement for City Council's consideration and approval on September 24, 2026.

4. ICM's Recommendations

ICM's Recommendations

1. To resolve the pending water and wastewater rate dispute involving the two Petitioners from the 6 Creeks development who filed an appeal with the Texas Public Utility Commission under Docket No. 58988.

2. For City Council to consider and approve the Resolution on today's agenda accepting the Settlement Points and Term Sheet negotiated between the parties.

3. To direct the City Attorney to prepare and present a Settlement Agreement, consistent with the negotiated and agreed-upon terms, for City Council's consideration and approval at its September 24, 2026 meeting.

5. Next Steps

Next Steps For Resolution & Settlement

September 15, 2026:

- City's ICM reviews Settlement Points & Terms negotiated with the 6 Creeks Petitioners in the rate appeal case for City Council's consideration and acceptance.
- City Council considers approval of the Resolution accepting the Settlement Points & Terms negotiated with the 6 Creeks Petitioners.
- City Council directs the City Attorney to prepare and bring forward a Settlement Agreement for the City Council's consideration and approval at its meeting on September 24, 2026.

Next Steps For Resolution & Settlement

September 24, 2026:

- City Attorney presents the Settlement Agreement for City Council's consideration and approval.

September 29/30, 2026:

- Two 6 Creeks Petitioners file a motion with the Texas Public Utility Commission to withdraw their rate appeal under Docket No. 58988.

6. Questions for ICM, Petitioners, or City Attorney

City of Kyle, Texas

Settlement Points & Term Sheet for Withdrawal of Rate Appeal Petition

As of August 22, 2026

1. On August 18, 2026, the City Council directed the Interim City Manager to negotiate with the two named residents of the 6 Creeks development to resolve the pending outside-city water and wastewater rate dispute initiated by them and to take all reasonable actions necessary to reach a mutually acceptable settlement, subject to required City Council approval.

2. Accordingly, all settlement terms, conditions, and provisions set forth in this document are subject to review and remain contingent upon final approval by the City Council. If the City Council does not approve the Settlement Agreement on or before September 15, 2026, this Term Sheet is withdrawn.

3. For water and wastewater service commencing on October 1, 2026, the City agrees to classify all 6 Creeks water and wastewater utility customers as inside-city customers and to charge them the same water and wastewater rates and fees applicable to similarly situated customers located within the City limits, as provided in Sections 4.01, 4.06, and 7.01 of the Development Agreement recorded as Hays County Official Public Records Instrument No. 17018505. This Term Sheet clarifies that existing Agreement. The inside-city classification continues for so long as the Development Agreement remains in effect.

4. For further clarification, the water and wastewater rates and fees applicable to customers within the City limits and in effect at the time service is rendered shall be used to calculate utility bills for all 6 Creeks water and wastewater utility customers of the same customer class. Effective October 1, 2026, the City will amend its water and wastewater billing records to the inside-city classification.

5. The 6 Creeks Petitioners and the City hereby mutually agree that, effective October 1, 2026, the City shall classify 6 Creeks customers as inside-city customers and shall apply the water and wastewater rates and fees in effect for customers within the City limits to all water and wastewater utility services provided to 6 Creeks customers on or after October 1, 2026, and all utility bills shall be calculated accordingly. "6 Creeks customers" means the City's retail water and wastewater customers located within the Property, as "Customers" and "Property" are defined in Section 1.02 of the Development Agreement.

6. The 6 Creeks Petitioners, to the full extent of their authority as petitioners and based on their representation of 6 Creeks in Texas Public Utility Commission Docket No. 58988, agree that no rebates, refunds, bill credits, or other forms of reimbursement shall be considered, provided, or paid by the City with respect to water and wastewater charges incurred by 6 Creeks customers, that are currently under appeal in that Docket, for services received prior to October 1, 2026.

7. The 6 Creeks Petitioners agree to join a joint motion for a sixty (60)-day abatement of procedural deadlines in Texas Public Utility Commission Docket No. 58988. The abatement is effective upon entry of an order granting that motion. If the City Council does not approve the Settlement Agreement on or before September 15, 2026, the abatement shall cease and all procedural deadlines shall resume with a day-for-day extension.

8. The City agrees that the settlement points and terms agreed to by both the City and the 6 Creeks petitioners in this document will be presented in the form of a Settlement Agreement and shall be submitted to the City Council for consideration and possible approval at the City Council meeting

6 Creeks Petitioners: _____ & _____ City: _____

scheduled for September 10, 2026, or, alternatively, at a City Council meeting scheduled for September 15, 2026.

9. The 6 Creeks Petitioners hereby agree that, within three (3) business days after approval of the Settlement Agreement by the City Council, they will file a motion to withdraw as petitioners in Texas Public Utility Commission Docket No. 58988, without dismissing or prejudicing the petition of any other party.

10. The City hereby agrees that no portion of the legal, consulting, or related professional fees incurred by the City through the date of this Agreement in connection with the rate appeal proceeding before the Texas Public Utility Commission will be charged, assessed, or allocated to the 6 Creeks Petitioners or to 6 Creeks customers.

11. This Term Sheet contains all settlement points agreed to by the 6 Creeks Petitioners and the City, and no additional settlement terms or provisions are included or contemplated.

Agreed to By 6 Creeks Petitioners:

8/28/26 8/28/26

Larry Gawlik - Date
Petitioner

Victor Aellen – Date
Petitioner

Agreed to By City of Kyle Representative:

8/28/2026

Perwez A. Moheet, CPA - Date
Interim City Manager & Director of Finance

6 Creeks Petitioners: _____ & _____

City: _____

Council Contact Information

Mayor Yvonne Flores-Cale	YCale@cityofkyle.com
Mayor Pro Tem Michael Tobias	MTobias@cityofkyle.com
Council Member Courtney Goza	CGoza@cityofkyle.com
Council Member Melisa Medina	MMedina@cityofkyle.com
Council Member Claudia Zapata	CZapata@cityofkyle.com
Council Member Dr. Lauralee Harris	LHarris@cityofkyle.com
Council Member Marc McKinney	MMcKinney@cityofkyle.com

City Council Regular Meeting

DEPARTMENT: Office of the City Manager

FROM: Perwez A. Moheet, CPA, Interim City Manager & Director of Finance

MEETING: September 15, 2026

SUBJECT:

Conduct a public hearing to obtain comments on the City of Kyle's Proposed Budget for Fiscal Year 2026-27 totaling $437,639,029, as amended by the City Council in the total amount of $2,942,349 in increased operating and capital expenditures. The amended proposed budget includes a proposed property tax rate of $0.5600 per $100/taxable valuation, a reduction of $0.0357 per $100 or 5.99% in property tax rates, no increase for water service rates, no increase for wastewater service rates, no increase for storm drainage fees, a 2.5% increase for solid waste services (trash collection), all other fees and charges for various city services as provided for in the fee schedule, capital improvement plan expenditures, and the deletion of eleven (11.0) full-time equivalent positions for a net total of 460.0 proposed positions.
(RELATED AGENDA ITEM 1 OF 5)

SUMMARY:

On August 1, 2026, during a special-called City Council meeting, the Interim City Manager presented the recommended proposed Operating and Capital budget expenditures and transfers-out totaling $434,696,680 for all City funds for Fiscal Year 2026-27.

A comprehensive detailed All Fund Summary and line-item budget for revenues and expenditures is included in the accompanying proposed budget document.

Provided below is a high-level summary of the recommended Proposed Budget for Fiscal Year 2026-27:

- ❑ $419.9 million total recommended proposed budget including operations & maintenance expenditures, debt service, and capital improvements for all City funds.
- ❑ $17.7 million in total transfers-out for all City funds

- A $0.0357 per $100/TAV or 5.99% reduction in property tax rate is proposed for FY 2026-27.
  - Reduced from $0.5957 per $100/TAV to $0.5600 per $100/TAV
- No rate increase is proposed for water service for inside and outside utility customers.
- No rate increase is proposed for wastewater service for inside and outside utility customers.
- No fee increase is proposed for storm drainage fee for residential and commercial customers.
- No increase proposed for all other City rates, fees, and charges.
- No employee layoffs of filled positions or eliminated in the proposed budget.
- No reduction in employee wages or salary included in the proposed budget.
- 460.0 total full-time equivalent positions (FTEs) proposed for FY 2026-27.
- 11.0 total number of positions eliminated in the proposed budget for FY 2026-27
  - $1.88 million in total recurring annual cost savings. List of positions provided in the budget document.
- 23.0 total number of positions frozen and unfunded in the proposed budget, as amended by City Council, for FY 2026-27
  - $2.39 million in total recurring annual cost savings. List of positions provided in the budget document.
- $288.5 million total recommended in Fiscal Year 2026-27 for Capital Improvements Program (CIP).
- $838.5 million total estimated for a 5-year Capital Improvements Program covering Fiscal Years 2027 through 2031. This total 5-year estimate is subject to annual review and adjustments based on City Council priorities.
- A 2.5% rate increase included for solid waste and recycling service (trash collection) per City's contract with Texas Disposal System (TDS) effective April 1, 2027.
- Addition of one new fee for wastewater utilities - cost recovery for industrial pretreatment sampling.

GENERAL FUND:

- $71.8 million total recommended for City's General Fund operating budget.
  - $7.50 million or 9.46% less than current approved budget for FY 2025-26.
  - $1.89 million estimated revenues & transfers-in above estimated expenditures & transfers.
  - $19.91 million estimated fund balance at 9-30-2027.

WATER UTILITY FUND:

- $32.5 million total recommended for the Water Utility Fund operations and maintenance budget.
  - $1.04 million or 3.10% less than current approved budget for FY 2025-26.
  - $2.61 million estimated revenues & transfers-in above estimated expenditures & transfers.
  - $23.96 million estimated fund balance at 9-30-2027.
  - No rate increase is proposed for water service for inside and outside utility customers.

WASTEWATER UTILITY FUND:

- $12.3 million in total recommended for the Wastewater Utility Fund operations and maintenance budget.
  - $1.72 million or 12.28% less than current approved budget for FY 2025-26.
  - $5.24 million estimated revenues & transfers-in above estimated expenditures & transfers
  - $30.86 million estimated fund balance at 9-30-2027
  - No rate increase is proposed for wastewater service for inside and outside utility customers.

STORM DRAINAGE UTILITY FUND:

- $1.8 million in total recommended for the Storm Drainage Utility Fund operations and maintenance budget.
  - $1.21 million or 40.32% less than current approved budget for FY 2025-26.
  - $0.46 million estimated revenues & transfers-in above estimated expenditures & transfers
  - $1.54 million estimated fund balance at 9-30-2027

- No fee increase is proposed for storm drainage fee for residential and commercial customers.

REQUIREMENTS OF THE CITY CHARTER:

Article VIII, Section 8.05 of the Kyle City Charter requires:

At the first Council meeting for which timely notice may be given, cause to be posted in City Hall and published in the newspaper of general circulation in the City, a general summary of the proposed budget and a notice stating the time and places where copies of the budget are available for public inspection; the time and place, not less than fifteen (15) days after such publication, of a public hearing on the budget; and such other public hearings as are necessary.

A notice was published in the City's official newspaper of record, Hays Free Press on August 5, 2025, to provide a general summary of the proposed budget, time and places where copies of the budget are available for public inspection, and the time and place for City Council's budget meetings and public hearings on the proposed budget.

PUBLIC HEARINGS:

Two (2) public hearings on the City's proposed budget for Fiscal Year 2026-27 have been scheduled as follows:

1. Public Hearing #1: September 5, 2026, at 5:30 p.m., at Kyle City Hall, 100 W. Center Street, Kyle, Texas 78640 (Completed)
2. Public Hearing #2: September 15, 2026, at 7:00 p.m., at Kyle City Hall, 100 W. Center Street, Kyle, Texas 78640

On September 5, 2026, the City Council approved on 1st reading of the Ordinance to adopt the City's operating and capital budget for Fiscal Year 2026-27.

On September 15, 2026, the City Council is scheduled to vote on 2nd reading of the Ordinance to adopt the City's operating and capital budget for Fiscal Year 2026-27.

A complete copy of the City's proposed budget for Fiscal Year 2026-27 including property tax rate calculations and all associated documents are available on the City's website at:

https://www.cityofkyle.gov/FY2026-27ProposedBudget

In addition, a printed copy of the complete proposed budget document is also available for public inspection during business hours at the Kyle City Hall located at 100 West Center Street, Kyle, Texas, and at the Kyle Public Library located at 550 Scott Street, Kyle, Texas.

NEXT STEPS:

Second and final public hearings and readings of Ordinances associated with the Fiscal Year 2026-27 budget and tax rate adoption process are currently scheduled for September 15, 2026, as follows:

- ❑ Tuesday, September 15, 2026 (7:00 p.m.)
  - 2nd Public Hearing - Budget, Fees, & Utility Rates
  - 2nd Public Hearing - Property Tax Rates
  - 2nd Reading: Budget Adoption Ordinance
  - 2nd Reading: Property Tax Rate Adoption Ordinance
  - 2nd Reading: Property Tax Increase Ratification Ordinance

PRIOR ACTION/INPUT (COUNCIL, BOARDS, CITIZENS):

On August 1, 2026, the Interim City Manager presented to the City Council the recommended proposed budget for Fiscal Year 2026-27. This presentation included preliminary discussions pertaining to the City's property valuation information for Tax Year 2026 or Fiscal Year 2026-27 and the current adopted tax rates.

On August 13, 2026, the Interim City Manager presented to the City Council the property tax rate information for Tax Year 2026 or Fiscal Year 2026-27. The purpose of this discussion was to provide City Council with an overview of the Fiscal Year 2026-27 property tax rate calculations, discuss tax rate options, and receive direction regarding the tax rate to be considered for adoption at a future City Council meeting.

The accompanying presentation by the Interim City Manager to the City Council on August 13, 2026, summarized the statutory Truth-in-Taxation requirements, current taxable assessed valuation information, preliminary tax rate calculations, and anticipated future impacts on the City's debt service requirements.

On August 27, 2026, the City Council scheduled an additional meeting to discuss and consider possible amendments to the recommended proposed budget for Fiscal Year 2026-27.

On September 5, 2026, the City Council approved on 1st reading of the Ordinance to adopt the City's operating and capital budget for Fiscal Year 2026-27.

STAFF CONTACT:

Name: Perwez A. Moheet, CPA
Title: Interim City Manager & Director of Finance
Email: pmoheet@cityofkyle.com
Phone: (512) 262-1010

Public Hearing on City's Proposed Budget For Fiscal Year 2026-27

City Council Meeting: September 15, 2026

Presented By: Perwez A. Moheet, CPA, Interim City Manager & Director of Finance

Public Hearing on Proposed Budget For Fiscal Year 2026-27

- This is the second of two public hearings scheduled on the City's proposed budget for Fiscal Year 2026-27.
- The first public hearing on the City's proposed budget was held at 5:30 p.m., on September 5, 2026, at Kyle City Hall, 100 W. Center Street, Kyle, Texas 78640.
- On today's meeting agenda, the Kyle City Council is scheduled to consider on second reading of the Ordinance to adopt the City's operating and capital budget for Fiscal Year 2026-27.

Highlights - Proposed Budget For Fiscal Year 2026-27

- ❑ $419.9 million total recommended proposed budget including operations & maintenance expenditures, debt service, and capital improvements.
  - Includes $2,942,349 in total amendments approved by the City Council
- ❑ A $0.0357 per $100/TAV or 5.99% reduction in property tax rate is proposed for FY 2026-27.
  - Reduced from $0.5957 per $100/TAV to $0.5600 per $100/TAV
- ❑ No rate increase is proposed for water service for inside and outside utility customers.
- ❑ No rate increase is proposed for wastewater service for inside and outside utility customers.
- ❑ No fee increase is proposed for storm drainage fee for residential and commercial customers.
- ❑ No increase proposed for all other City rates, fees, and charges.
  - Addition of one new fee for wastewater utilities - cost recovery for industrial pretreatment sampling.
- ❑ A 2.5% rate increase included for solid waste and recycling service (trash collection) per City's contract with Texas Disposal System (TDS) effective April 1, 2027.

Highlights - Proposed Budget For Fiscal Year 2026-27 (Continued)

- ❑ No employee layoffs of filled positions or eliminated in the proposed budget.
- ❑ No reduction in employee wages or salary included in the proposed budget.
- ❑ 460.0 total full-time equivalent positions (FTEs) proposed for FY 2026-27.
- ❑ 11.0 total number of positions eliminated in the proposed budget for FY 2026-27
  - $1.88 million in total recurring annual cost savings. List of positions provided in the budget document.
- ❑ 23.0 total number of positions frozen and unfunded in the proposed budget, as amended by the City Council, for FY 2026-27
  - $2.39 million in total recurring annual cost savings. List of positions provided in the budget document.

Highlights - Proposed Budget For Fiscal Year 2026-27 (Continued)

- 5-Year CIP Spending Plan Covers = FY 2027 to FY 2031
- Number of Proposed Projects = 82
- Proposed CIP Spending FY 2026-27 = $288.5 Million
- Proposed 5-Year CIP Spending Plan = $838.8 Million
  - Tax-Supported CIPs = $379.6 Million or 45.3%
  - Non-Tax Supported CIPs = $459.2 Million or 54.7%

	FY 2027	FY 2028	FY 2029	FY 2030	FY 2031	Total
5-Year Spending Plan FY 2027-2031	$288.5M	$290.1M	$152.1M	$60.5M	$47.6M	$838.8M

A complete listing of all CIP projects are provided in the budget document.

Where Can I Find Information About City's Proposed Budget?

- Complete copy of the City's proposed budget for Fiscal Year 2026-27 including all associated documents are available on the City's website at:

✓ https://www.cityofkyle.gov/FY2026-27ProposedBudget

- A printed copy of the proposed budget document is also available for public inspection during business hours at the Kyle City Hall located at 100 West Center Street, Kyle, Texas, and at the Kyle Public Library located at 550 Scott Street, Kyle, Texas.

PUBLIC HEARING

City of Kyle, Texas
Amendments to Proposed Budget for Fiscal Year 2026-2027
Considered & Approved by City Council on September 5, 2026

Net Increase or Decrease in Fund Balance by Budget Amendment

	Motion by / Seconded by	Council Vote	Description	General Fund	Water Utility Fund	Wastewater Utility Fund	Storm Drainage CIP Fund	General Fund CIP Fund	Kyle Vista Park Fund	TOTAL
			ICM Proposed Ending Fund Balance	**$ 20,312,913**	**$ 23,956,416**	**$ 30,859,934**	**$ 943,085**	**$ 18,100,741**	**$ -**	**$ (657,058)**
1	Flores-Cale/ McKinney	Approved 7-0	Increase KPD Leased Motor Vehicles budget by $398,745 in FY 2026-27, consisting of $240,981 for 20 vehicles plus $157,764 for 9 additional vehicles.	$ (398,745)	$ -	$ -	$ -	$ -	$ -	$ (398,745)
			Net Increase (Decrease) in Proposed Ending Fund Balance:	**$ (398,745)**	**$ -**	**$ -**	**$ -**	**$ -**	**$ -**	**$ (398,745)**
			ESTIMATED ENDING FUND BALANCE:	**$ 19,914,168**	**$ 23,956,416**	**$ 30,859,934**	**$ 943,085**	**$ 18,100,741**	**$ -**	**$ (1,055,803)**
			Required Balance Operating Only (25%):	$ 17,947,905	$ 8,111,983	$ 3,074,406	N/A	N/A	N/A	
			$ Fund Balance in Excess of Minimum Required Per Policy	$ 1,966,263	$ 15,844,433	$ 27,785,528	$ 943,085	$ 18,100,741	$ -	

City of Kyle, Texas
Amendments to Proposed Budget for Fiscal Year 2026-2027
Considered & Approved by City Council on August 27, 2026

Net Increase or Decrease in Fund Balance by Budget Amendment

	Motion by / Seconded by	Council Vote	Description	General Fund	Water Utility Fund	Wastewater Utility Fund	Storm Drainage CIP Fund	General Fund CIP Fund	Kyle Vista Park Fund	TOTAL
			ICM Proposed Ending Fund Balance	**$ 20,317,971**	**$ 23,781,666**	**$ 30,386,411**	**$ 1,543,085**	**$ 18,100,741**	**$ -**	
1	Tobias / Flores-Cale	Approved 7-0	Add a project called the Kyle Vista Park Improvements in the amount of $1,886,545.60. This expenditure will be offset by increasing the revenue budget to include $1,886,545.60 in Developer Contributions, and therefore has a $0 impact to the FY 2026-27 budget.	$ -	$ -	$ -	$ -	$ -	$ -	$ -
2	Zapata / Flores-Cale	Approved 5-2	Fund two part-time Circulation Assistant positions for the Kyle Public Library that were originally frozen in FY 2026-27.	$ (57,058)	$ -	$ -	$ -	$ -	$ -	$ (57,058)
3	Zapata / McKinney	Approved 7-0	Increase funding in FY 2026-27 for the Drainage Improvements - Moreno Street project, by $600,000.00. This will result in a reduction to FY 2030 in the 5-year CIP spending plan, by the same amount, to hold the overall project budget flat.	$ -	$ -	$ -	$ (600,000)	$ -	$ -	$ (600,000)
4	Zapata / Flores-Cale	Approved 5-2	Increase the 5-year spending plan to include $500,000.00 in FY 2027-28 for construction costs of CR 158 Acceleration/Deceleration Lane Improvements.	$ -	$ -	$ -	$ -	$ -	$ -	$ -
			Net Increase (Decrease) in Proposed Ending Fund Balance:	**$ (57,058)**	**$ -**	**$ -**	**$ (600,000)**	**$ -**	**$ -**	**$ (657,058)**
			ESTIMATED ENDING FUND BALANCE:	**$ 20,260,913**	**$ 23,781,666**	**$ 30,386,411**	**$ 943,085**	**$ 18,100,741**	**$ -**	**$ (657,058)**
			Required Balance Operating Only (25%):	$ 17,848,219	$ 8,111,983	$ 5,075,031	N/A	N/A	N/A	
			$ Fund Balance in Excess of Minimum Required Per Policy	$ 2,412,695	$ 15,669,683	$ 25,311,380	$ 943,085	$ 18,100,741	$ -	

BUDGET TRANSMITTAL

TO: Mayor and City Council Members

FROM: Perwez A. Moheet, CPA, Interim City Manager

DATE: July 28, 2026

SUBJECT: Recommended Proposed Budget For Fiscal Year 2026-27

Pursuant to Article VIII, Section 8.05 of the City Charter, I am pleased to submit for your review and consideration the Interim City Manager's Recommended Proposed Budget for Fiscal Year 2026-27.

This proposed budget reflects the culmination of several months of financial analysis, departmental reviews, internal budget planning discussions, feedback from residents provided during Council meetings and in the budget survey, and from the City Council during the budget related special called Council meetings.

It is important to note that the Interim City Manager's Recommended Proposed Budget for Fiscal Year 2026-27 has been developed to address the City's current financial challenges while preserving essential municipal services, restoring financial stability, and positioning the City for long-term fiscal sustainability.

Guiding Principles For Budget Development

In the development of the proposed budget, staff utilized the following Guiding Principles to develop, formulate, prioritize, and structurally balance the recommended proposed budget:

1. Preserve and maintain core municipal services for our residents and businesses in Kyle.
2. Minimize monthly and annual financial impact of essential City services on our households and businesses in Kyle.
3. Full transparency for City Council, residents, employees, and all other stakeholders including auditors, bond holders, credit rating agency, and regulators.
4. Prioritize balancing service delivery expectations with available resources while preserving the City's long-term financial sustainability.

5. Ensure one-time revenues are not relied upon to support ongoing operations.
6. Develop a structurally balanced budget - planned recurring operating requirements must not exceed projected recurring revenues available.
7. Proposed budget must comply with all City Charter and City's financial policy requirements.
8. Plan to sustain economic downturn related financial implications for at least two consecutive fiscal years.
9. Absolutely no drawdown of reserves to cover or pay for recurring operating expenditures.
10. Restore and maintain required reserves.
11. Preserve essential jobs and positions within the City organization.
12. Review each City department's organization structure to maximize operational efficiency and eliminate duplication of efforts, and other organizational redundancies.
13. Review each budget line-item for every City department and realign proposed budget based on actual expenditure trends.
14. Temporarily suspend selected employee benefits and utilize normal attrition within the City organization to mitigate reduction in force (RIFs), salary reductions, furloughs, and other severe cost cutting measures that would negatively affect all our City employees.
15. Honor commitments agreed to by the City in its 3-year Meet & Confer agreement with its police officers' association (Kyle Law Enforcement Association - KLEA).

Budget Development Challenges

The development of this budget occurred during a period of significant financial and operational challenges. As discussed with the City Council during the review of the City's 5-year financial forecast on May 16, 2026, the City continues to experience a structural imbalance that has developed over multiple budget cycles. Key challenges include:

1. Preserving essential municipal services while balancing the budget and restoring City's reserve balances.
2. Creating a financial plan that will result in long-term fiscal sustainability.
3. Increasing inflationary cost pressures from effects of national and state economic conditions.
4. Current economic conditions have further intensified the budgetary and financial challenges facing the City today.
5. Slowing growth in the City's two primary sources of revenues; property tax revenues and sales tax revenues.

6. Continued decline in City's third primary source of revenue; development revenues.
7. The need to restore and maintain reserve balances while avoiding reliance on one-time revenues.
8. Significant long-term capital funding requirements for transportation, water, wastewater, drainage, and park infrastructure.
9. Rising operating and capital costs; personnel, public safety, health insurance, construction materials, and other support costs.
10. Base budget expenditure requirements exceeding forecasted revenues with increasing expectations and pressure from stakeholders to continue doing business as before – no reductions in personnel, operating costs, services, or programs.

Recognizing these challenges, the management team implemented extensive cost-containment measures and organizational realignments designed to improve efficiency, eliminate redundancies, and reduce recurring expenditures while preserving essential services.

Key Dates For Budget Development, Public Hearings, & Final Adoption

March 6-8, 2026:	Council Visioning Workshop
April 24, 2026:	Community Budget Survey Completed
May 16, 2026:	**Council Budget Planning Meeting #1:** Review of 5-Year Financial Forecast
June 13, 2026:	**Council Budget Planning Meeting #2:** Review & Council Prioritization of 5-Year CIP Spending Plan
June 27, 2026:	**Council Budget Planning Meeting #3:** Review & Council Prioritization of Public Transportation Program & Special Public Events Programs
July 16, 2026:	**Council Budget Planning Meeting #4:** Update on Anticipated Savings From Cost Containment Measures Implemented to Mitigate $14.2 Million Projected Deficit for Fiscal Year 2025-26
August 1, 2026:	**Council Budget Planning Meeting #5**: ICM's Recommended Proposed Operating & Capital Budgets for Fiscal Year 2026-27 Presented to City Council
August 13, 2026:	**Council Budget Planning Meeting #6:** Results of 2026 Cost of Service Study Update & Rates for Water & Wastewater Services Proposed for Fiscal Year 2026-27

2026 Certified Taxable Assessed Valuations, Property Tax Rate Calculations for M&O and I&S, & Proposed Property Tax Rates for Fiscal Year 2026-27

Resolution to Record City Council's Vote to Consider Property Tax Rate Increase at a Future City Council Meeting (If Necessary)

September 5, 2026: **Council Budget Planning Meeting #7:**
1st Public Hearing – Proposed Budget , Fees, & Utility Rates
1st Public Hearing – Proposed Property Tax Rates
1st Reading - Budget Adoption Ordinance
1st Reading - Property Tax Rate Adoption Ordinance
1st Reading - Property Tax Rate Increase Ratification Ordinance

September 15, 2026: **Council Budget Planning Meeting #8:**
2nd Public Hearing – Proposed Budget, Fees, & Utility Rates
2nd Public Hearing – Proposed Property Tax Rates
2nd Reading - Budget Adoption Ordinance
2nd Reading - Property Tax Rate Adoption Ordinance
2nd Reading - Property Tax Rate Increase Ratification Ordinance

Overview of Fiscal Year 2026-27 Recommended Proposed Budget

The recommended Proposed Budget for Fiscal Year 2026-27 is structurally balanced and adheres to the City's financial policies and City Charter requirements.

The recommended Proposed Budget for Fiscal Year 2026-27 provides funding for all essential municipal services and programs, including but not limited to, public safety, emergency response, streets and roadway maintenance, code enforcement, solid waste services, public transportation, water and wastewater operations, storm drainage maintenance, parks and recreation services, library services, and the City's 311 customer support services.

It is important to note that the recommended proposed budget has been developed under the guiding principle that recurring revenues must fully support recurring expenditures and that reserve funds should not be utilized to fund ongoing operations.

Provided below is a high-level summary of the recommended Proposed Budget for Fiscal Year 2026-27:

- ❑ $417.0 million total recommended proposed budget including operations & maintenance expenditures, debt service, and capital improvements.
- ❑ $71.3 million total recommended for City's **General Fund** operating budget.
  - ➢ $7.90 million or 9.97% less than current approved budget for FY 2025-26.

- $2.35 million estimated revenues & transfers-in above estimated expenditures & transfers.
- $20.37 million estimated fund balance at 9-30-2027.

- $32.5 million total recommended for the **Water Utility Fund** operations and maintenance budget.
  - $1.04 million or 3.10% less than current approved budget for FY 2025-26.
  - $2.61 million estimated revenues & transfers-in above estimated expenditures & transfers.
  - $23.96 million estimated fund balance at 9-30-2027.
  - No rate increase is proposed for water service for inside and outside utility customers.
- $12.3 million in total recommended for the **Wastewater Utility Fund** operations and maintenance budget.
  - $1.72 million or 12.28% less than current approved budget for FY 2025-26.
  - $5.24 million estimated revenues & transfers-in above estimated expenditures & transfers
  - $30.86 million estimated fund balance at 9-30-2027
  - No rate increase is proposed for wastewater service for inside and outside utility customers.
- $1.8 million in total recommended for the **Storm Drainage Utility Fund** operations and maintenance budget.
  - $1.21 million or 40.32% less than current approved budget for FY 2025-26.
  - $0.46 million estimated revenues & transfers-in above estimated expenditures & transfers
  - $1.54 million estimated fund balance at 9-30-2027
  - No fee increase is proposed for storm drainage fee for residential and commercial customers.
- 1.28% decline in the 2026 certified taxable assessed valuation (TAV) when compared to 2025 certified TAV on the same basis. This TAV comparison is net of TAVs within the City's six (6) Tax Increment Reinvestment Zones (TIRZ).
- City is awaiting to receive 2026 certified property tax rate calculations to be completed by Hays County Tax Assessor-Collector.
- A 2.5% rate increase included for solid waste and recycling service (trash collection) per City's contract with Texas Disposal System (TDS) effective April 1, 2027.

- Addition of one new fee for wastewater utilities - cost recovery for industrial pretreatment sampling.
- No increase proposed for all other City rates, fees, and charges.
- No employee layoffs or filled positions eliminated in proposed budget.
- No reduction in employee wages or salary included in proposed budget.
- 460.0 total full-time equivalent positions (FTEs) proposed for FY 2026-27.
    - 11.0 or 2.34% less than current approved budget.
- 11.0 total number of positions eliminated in the proposed budget for FY 2026-27
    - $1.88 million in total recurring annual cost savings. List of positions provided in the budget document.
- 24.0 total number of positions frozen and unfunded in the proposed budget for FY 2026-27
    - $2.45 million in total recurring annual cost savings. List of positions provided in the budget document.
- $288.5 million total recommended in Fiscal Year 2026-27 for Capital Improvements Program (CIP).
- $838.5 million total estimated for a 5-year Capital Improvements Program covering Fiscal Years 2027 through 2031. This total 5-year estimate is subject to annual review and adjustments based on City Council priorities.

Key Highlights of Recommended Proposed Budget for Fiscal Year 2026-27

The following highlights are drawn from the Interim City Manager's Recommended Proposed Budget for Fiscal Year 2026-27, which will be presented to the City Council on August 1, 2026. These recommendations reflect the City's ongoing commitment to fiscal responsibility and the delivery of essential municipal services. The proposed budget addresses current community priorities while positioning the City for long-term financial sustainability.

Key highlights of the recommended budget include:

1. The recommended proposed budget for Fiscal Year 2026-27 is a structurally balanced budget.
2. Funds all essential City services, operations, and maintenance.
3. Focuses on core municipal services including public safety, street maintenance, sidewalk and right-of-way maintenance, solid waste & recycling collection services, water supply services, wastewater collection service, parks maintenance, library services, and 311 customer service support services.

4. Maintains responsive service levels for all essential City services to effectively serve our residents and businesses in Kyle.
5. Supports continued maintenance of all City facilities including public safety, emergency services, parks, playgrounds, library, and other public infrastructure – no City facility closures.
6. Maintains a structurally balanced budget where recurring revenues support recurring expenditures.
7. Revenue and expenditure estimates have been carefully examined and analyzed to maintain a conservative margin to absorb some level of decline in economic conditions.
8. Provides for continued capital investment in critical public infrastructure for mobility, sidewalks, water supply and distribution, wastewater treatment and collections, parks, etc.
9. Budget provides for the continuation of construction of new roads and intersection improvements under the Road Bond Program.
10. Plans for available grant opportunities and external funding sources whenever practical and feasible.
11. No employee layoffs, furloughs, or other types of reduction in workforce included in the Interim City Manager's recommended budget.
12. Continuation of contributions by the City for employee and family coverage for health insurance.
13. Provides funding for City's financial obligations agreed to under the 3-year Meet & Confer agreement with the police officers' association (Kyle Law Enforcement Association - KLEA).
14. All sworn civil service City employees will receive an average 4% pay increase (step increase).
15. All Corporal ranked police officers will receive an additional 2% peer city-based pay increase per the Meet & Confer agreement.
16. No pay increase is funded in the proposed budget for civilian City employees.
17. Proposed budget temporarily suspends selected benefits for all City employees, including but not limited to, leave buyback program, tuition reimbursement program, City paid 12-weeks parental leave program, and cash contribution for health reimbursement arrangement account (HRA).
18. Recommended proposed budget adds an additional paid holiday for all City employees to observe Good Friday – no additional cost is required.

Alignment of Proposed Budget With City Council & Community Priorities

The recommended proposed budget reflects priorities identified through feedback provided by the City Council during special called budget planning meetings, feedback and comments provided by residents to City Council during Council meetings, and the community budget survey.

Residents who responded to the community budget survey consistently identified roadway improvements, water supply capacity, maintenance of existing parks and facilities, reduction in property tax rates, reduction in water and wastewater rates, and cost containment as among the City's highest priorities.

The recommended proposed budget aligns available resources with those priorities while balancing service delivery expectations against current fiscal realities.

Long-Term Financial Sustainability

The Fiscal Year 2026-27 Recommended Proposed Budget represents an important step in the City's multi-year financial recovery strategy.

While significant progress has been made through organizational restructuring, implementing operational efficiencies and cost-containment initiatives, maintaining continued fiscal discipline and momentum will be necessary in the City's future budget cycles.

The recommended budget for next fiscal year advances the City's efforts to:

- Restore and maintain healthy reserve balance in the City's General Fund.
- Improve operational efficiency throughout the City organization - one City department at a time.
- Align expenditures with sustainable revenue sources.
- Ensure delivery of essential municipal services.
- Maintain financial flexibility to absorb further decline in economic conditions.
- Continue investment in critical public infrastructure including the 2022 Road Bond Program projects.

Availability of Detailed Budget Information & Document

An electronic copy of the Interim City Manager's Recommended Proposed Budget for Fiscal Year 2026-27 is available on the City's website. In addition, a printed copy of the complete proposed budget document is also available for public inspection during business hours at Kyle City Hall located at 100 West Center Street, Kyle, Texas and at the Kyle Public Library located at 550 Scott Street, Kyle, Texas.

Interim City Manager's Recommendation

The Recommended Proposed Budget for Fiscal Year 2026-27 reflects a cautious approach to balance between maintaining essential municipal services, addressing financial challenges including the $14.2 million projected deficit in the City's General Fund by the end of the current fiscal year (FY 2026), preserving the City's workforce, and ensuring long-term financial sustainability.

While difficult and unpopular budgetary and managerial decisions were necessary, the recommended proposed budget positions the City of Kyle to continue meeting the needs of its residents and businesses while maintaining sound financial discipline.

I respectfully request the City Council's review of the Fiscal Year 2026-27 Recommended Proposed Budget and look forward to discussing the budget in greater detail during the upcoming budget meetings and public hearings.

Following the City Council's review and consideration of any amendments to my recommended proposed budget, I recommend approval of the proposed budget, associated fees and rates, and related Ordinances for Fiscal Year 2026-27, in accordance with the City Charter and established budget adoption schedule.

Respectfully submitted,

Perwez A. Moheet, CPA
Interim City Manager

Attachments

cc: Amber Schmeits, Deputy City Manager
Jesse Elizondo, Assistant City Manager
All Department Directors
All City Employees

CITY MANAGER'S RECOMMENDED BUDGET FOR FISCAL YEAR 2026-27

City Council Meeting: August 1, 2026

Presented by: Perwez A. Moheet, CPA, Interim City Manager
Amber Schmeits, Deputy City Manager
Jesse Elizondo, Assistant City Manager
Andy Alejandro, Interim Deputy Director of Finance
Holly R. Holt-Torres, Assistant Director of Finance

CITY OF KYLE
ESTABLISHED 1880

DISCUSSION OBJECTIVES

1. Present the Interim City Manager's recommended proposed operating and capital budgets to the City Council for the upcoming fiscal year 2026-27.
2. Review highlights and implications of structurally balanced recommended budget for next fiscal year while addressing declining revenues, increasing costs, maintaining reserves, and providing for long-term financial sustainability.
3. Provide an overview of the City's financial outlook, budget priorities, financial challenges, and organizational realignments.
4. Promote transparency by clearly outlining and explaining the financial challenges that the City is having to address as we started the budget development process for next fiscal year (FY 2026-27).
5. Ensure comprehensive understanding of the recommended budget for next fiscal year by the City Council, residents, and City staff.
6. Review key dates & next steps.

PRESENTATION FORMAT

Today's presentation and discussions will be accomplished in five distinct segments as follows.

1. Overall Discussion of Recommended Proposed Budget – by Interim City Manager
   a. City Charter requirements
   b. City's budget development, adoption process, & key dates
   c. Community budget survey results
   d. Guiding principles for budget development
   e. Budget development challenges
   f. Key budget highlights
   g. Budget summary
   h. Highlights of items currently in the budget
   i. Highlights of items currently not in the budget
   j. Process for budget amendments by City Council

PRESENTATION FORMAT (CONTINUED)

2. Organizational Realignment of Transportation & Public Works Department – presented by Amber Schmeits, Deputy City Manager
   a. Review restructuring strategy
   b. Key benefits and efficiencies
   c. Review new organization structure

3. Organizational Realignment of Parks & Recreation Department – presented by Jesse Elizondo, Assistant City Manager
   a. Review eliminated positions
   b. Review notable changes
   c. Key benefits and efficiencies
   d. Review new organization structure

PRESENTATION FORMAT (CONTINUED)

4. Detailed Review of Recommended Proposed Budget For Fiscal Year 2026-27 – presented by Andy Alejandro, Interim Deputy Director Finance & Holly R. Holt-Torres, Assistant Director of Finance
    a. Fund structure for the City of Kyle
    b. Updated financial forecast – <u>before and after cost reductions & cost containment</u>
    c. Proposed operating budget
        1) General Fund
            i. Taxable assessed valuations & ad valorem tax rates
            ii. Sales tax
            iii. Development revenues
        2) Water Utility Fund
        3) Wastewater Utility Fund
        4) Storm Drainage Utility Fund

PRESENTATION FORMAT (CONTINUED)

4. Detailed Review of Recommended Proposed Budget For Fiscal Year 2026-27 – presented by Andy Alejandro, Interim Deputy Director Finance & Holly R. Holt-Torres, Assistant Director of Finance
   d. Proposed capital improvements budget
      1) 5-year CIP spending plan
      2) 5-year CIP funding plan
   e. Existing long-term bond debt position
   f. Principal and interest payments due by funding source in FY 2026-27
   g. Review rates, fees, & charges
   h. All Other City Funds

5. Questions & Comments From City Council

CITY CHARTER REQUIREMENTS FOR BUDGET DEVELOPMENT PROCESS

City Council Meeting: August 1, 2026

Presented by: Perwez A. Moheet, CPA, Interim City Manager

CITY CHARTER REQUIREMENTS
FOR PROPOSED BUDGET DEVELOPMENT

Article VIII, Section 8.05 Budget Process & Adoption

The City Manager shall be responsible for the timely preparation and presentation of the budget, and shall present his or her recommended budget to the city council no later than sixty (60) days prior to October 1st of each year. The proposed budget shall become a public document and record when presented to the council. From and after its receipt of the budget, the city council shall:

CITY CHARTER REQUIREMENTS
FOR PROPOSED BUDGET DEVELOPMENT

Article VIII, Section 8.05 Budget Process & Adoption

a) At the first Council meeting for which timely notice may be given, cause to be posted in City Hall and published in a newspaper of general circulation in the City, a general summary of the proposed budget and a notice stating the time and places where copies of the budget are available for public inspection; the time and place, not less than fifteen (15) days after such publication, of a public hearing on the budget; and such other public hearings as are necessary.

CITY CHARTER REQUIREMENTS
FOR PROPOSED BUDGET DEVELOPMENT

Article VIII, Section 8.05 Budget Process & Adoption

b) After the first public hearing, the Council may adopt the budget with or without amendment. The Council may amend the proposed budget to add, increase, decrease or delete any programs or amounts, except expenditures required by law or for debt service; provided that no amendment shall increase the authorized expenditures to an amount greater than the total of estimated funds available from all sources.

CITY CHARTER REQUIREMENTS
FOR PROPOSED BUDGET DEVELOPMENT

Article VIII, Section 8.05 Budget Process & Adoption

c) The budget shall be finally adopted by Ordinance not later than the third Thursday of September; provided that if the Council takes no final action on or prior to such day, the budget as submitted by the City Manager shall be deemed to have been finally adopted by the Council.

CITY'S BUDGET DEVELOPMENT & ADOPTION PROCESS

City Council Meeting: August 1, 2026

Presented by: Perwez A. Moheet, CPA, Interim City Manager

TRANSPARENT & CITIZEN FOCUSED BUDGET PROCESS

March

City Council Visioning Workshop

March/April

Budget Survey Results

May/June/July

City Council Budget Planning Meetings

August

City Manager's Proposed Budget

August

Property Tax Rates Water & Wastewater Rates

September

Public Hearings & Budget Adoption

KEY DATES - BUDGET DEVELOPMENT

PROPOSED BUDGET FISCAL YEAR 2026-27

1. March 6-8, 2026: Council Visioning Workshop
2. April 24, 2026: Community Survey Completed
3. May 16, 2026: Council Budget Planning Meeting #1:
   Review of 5-Year Financial Forecast
4. June 13, 2026: Council Budget Planning Meeting #2:
   Review & Council Prioritization of 5-Year CIP Spending Plan
5. June 27, 2026: Council Budget Planning Meeting #3:
   Review & Council Prioritization of Public Transportation Program & Special Public Events Programs
6. July 16, 2026: Council Budget Planning Meeting #4:
   Update on Anticipated Savings From Cost Containment Measures Implemented to Mitigate $14.3 Million Projected Deficit for Fiscal Year 2025-26

KEY DATES - BUDGET DEVELOPMENT

PROPOSED BUDGET FISCAL YEAR 2026-27

7. August 1, 2026: Council Budget Planning Meeting #5:
   ICM's Recommended Proposed Operating & Capital Budgets for Fiscal Year 2026-27 Presented to City Council

8. August 13, 2026: Council Budget Planning Meeting #6:
   Results of 2026 Cost of Service Study Update & Rates for Water & Wastewater Services Proposed for Fiscal Year 2026-27

   2026 Certified Taxable Assessed Valuations, Property Tax Rate Calculations for M&O and I&S, & Proposed Property Tax Rates for Fiscal Year 2026-27

   Resolution to Record City Council's Vote to Consider Property Tax Rate Increase at a Future City Council Meeting (If Necessary)

KEY DATES - BUDGET DEVELOPMENT

PROPOSED BUDGET FISCAL YEAR 2026-27

9. September 5, 2026: Council Budget Planning Meeting #7:
   1st Public Hearing – Proposed Budget , Fees, & Utility Rates
   1st Public Hearing – Proposed Property Tax Rates
   1st Reading - Budget Adoption Ordinance
   1st Reading - Property Tax Rate Adoption Ordinance
   1st Reading - Property Tax Rate Increase Ratification Ordinance

10. September 15, 2026: Council Budget Planning Meeting #8:
    2nd Public Hearing – Proposed Budget, Fees, & Utility Rates
    2nd Public Hearing – Proposed Property Tax Rates
    2nd Reading - Budget Adoption Ordinance
    2nd Reading - Property Tax Rate Adoption Ordinance
    2nd Reading - Property Tax Rate Increase Ratification Ordinance

2026 COMMUNITY SURVEY RESULTS

City Council Meeting: August 1, 2026

Presented by: Perwez A. Moheet, CPA, Interim City Manager

2026 BUDGET SURVEY RESULTS

- Survey Results Shared With City Council on May 4, 2026.
- 403 Survey Respondents.
- Six (6) Recurring Budget Priority Items For Upcoming Fiscal Year 2026-27 – Not Listed In Any Priority Order:
    1. Roadway Improvements
    2. Water Supply Capacity
    3. Maintain Existing Parks & Recreation Facilities Before Investing in New Facilities
    4. Reduction in Property Tax Rates
    5. Reduction in Water & Wastewater Service Rates
    6. Reduction in City's Overall Costs

2026 BUDGET SURVEY RESULTS

- **Feedback collected Spring 2026**
- **403 Residents Responded**

Complete Results at
CityofKyle.gov/TellKyle

If the City had additional funding next year, which areas should receive the **highest priority?**

2026 BUDGET SURVEY RESULTS

Which City **services** have you personally **used** in the past year?

1. **Parks and Recreation Programming and Facilities**
2. **City Communication Channels** (City Website, Socials, E-newsletter, Kyle Quarterly, or KyleTXNews.com)
3. **Library Services Programming and Facilities**
4. 3-1-1 and Customer Service
5. Police and Emergency Services
6. Animal Services (Animal Control, Spay/Neuter Vouchers, etc.)
7. Code Enforcement
8. Planning, Permits and Inspections
9. Other

Over the next five years, which types of projects should be the City's **long-term focus**?

1. **Traffic Infrastructure**
2. **Water and Wastewater Infrastructure**
3. **Quality of life** (Parks, Library, Arts, Community Programs)
4. Public Safety
5. Housing Affordability
6. Economic Growth and Job Creation
7. Other

GUIDING PRINCIPLES – BUDGET DEVELOPMENT FOR FISCAL YEAR 2026-27

City Council Meeting: August 1, 2026

Presented by: Perwez A. Moheet, CPA, Interim City Manager

GUIDING PRINCIPLES
PROPOSED BUDGET FISCAL YEAR 2026-27

1. Preserve and maintain core municipal services for our residents and businesses in Kyle.
2. Minimize monthly and annual financial impact of essential City services on our households and businesses in Kyle.
3. Full transparency for City Council, residents, employees, and all other stakeholders including auditors, bond holders, credit rating agency, and regulators.
4. Prioritize balancing service delivery expectations with available resources while preserving the City's long-term financial sustainability.
5. Ensure one-time revenues are not relied upon to support ongoing operations.
6. Develop a structurally balanced budget – planned recurring operating requirements must not exceed projected recurring revenues available.

GUIDING PRINCIPLES (CONTINUED)

PROPOSED BUDGET FISCAL YEAR 2026-27

7. Proposed budget must comply with all City Charter and City's financial policy requirements.
8. Plan to sustain economic downturn related financial implications for at least two consecutive fiscal years.
9. Absolutely no drawdown of reserves to cover or pay for recurring operating expenditures.
10. Restore and maintain required reserves.
11. Preserve essential jobs and positions within the City organization.
12. Review each City department's organization structure to maximize operational efficiency and eliminate duplication of efforts, and other organizational redundancies.
13. Review each budget line-item for every City department and realign proposed budget based on actual expenditure trends.

GUIDING PRINCIPLES (CONTINUED)

PROPOSED BUDGET FISCAL YEAR 2026-27

14. Temporarily suspend selected employee benefits and utilize normal attrition within the City organization to mitigate reduction in force (RIFs), salary reductions, furloughs, and other severe cost cutting measures that would negatively affect all our City employees.
15. Honor commitments agreed to by the City in its 3-year Meet & Confer agreement with its police officers association (Kyle Law Enforcement Association - KLEA).

BUDGET DEVELOPMENT CHALLENGES FOR FISCAL YEAR 2026-27

City Council Meeting: August 1, 2026

Presented by: Perwez A. Moheet, CPA, Interim City Manager

BUDGET DEVELOPMENT CHALLENGES
FOR PROPOSED BUDGET FOR FISCAL YEAR 2026-27

Key Takeaways & Strategic Implications As Discussed With City Council – Review of 5-Year Financial Forecast On May 16, 2026

Nature of the City's Current Budgetary & Financial Challenges

1. Multi-Faceted.
2. Structural Imbalance.
3. Long-Term.
4. These budgetary and financial challenges have developed over multiple fiscal years beginning with 2023-2024 budget cycle.
5. Recovery will also require a multi-year effort.

BUDGET DEVELOPMENT CHALLENGES
FOR PROPOSED BUDGET FOR FISCAL YEAR 2026-27

Key Takeaways & Strategic Implications As Discussed With City Council – Review of 5-Year Financial Forecast On May 16, 2026

Path Forward

- With City Council's direction and support, these budgetary and financial challenges are solvable.
- Will require decisive and impactful changes in the organization including but not limited to:
    1. Refocusing management culture.
    2. Alignment of organizational priorities.
    3. Consolidation of overlapping functions to eliminate redundancy & duplication of efforts.
    4. Strengthening emphasis on budgetary controls and fiscal discipline.
    5. Re-examining planning & development process.
    6. Re-evaluating economic development strategies & incentives.

BUDGET DEVELOPMENT CHALLENGES
FOR PROPOSED BUDGET FOR FISCAL YEAR 2026-27

Key Takeaways & Strategic Implications As Discussed With City Council – Review of 5-Year Financial Forecast On May 16, 2026

Path Forward - Continued

7. Realignment of CIP Spending Plan based on affordability and Council direction.
8. Advancing water and wastewater service rate stabilization efforts.
9. Resolving rate and related disputes.
10. Implementing sustained cost-control initiatives.
11. Monthly Budget Status Report presentation to City Council – 2nd Regular Meeting of the Month.

BUDGET DEVELOPMENT CHALLENGES
FOR PROPOSED BUDGET FOR FISCAL YEAR 2026-27

1. Preserving essential municipal services while balancing the budget and restoring City's reserve balances.
2. Creating a budget that will result in long-term financial sustainability.
3. Increasing inflationary cost pressures from effects of national and state economic conditions.
4. Current economic conditions have further intensified the budgetary and financial challenges facing the City today.
5. Slowing growth in City's two primary sources of revenues; property tax revenues and sales tax revenues.
6. Continued decline in City's third primary source of revenue; development revenues.

BUDGET DEVELOPMENT CHALLENGES
FOR PROPOSED BUDGET FOR FISCAL YEAR 2026-27

7. Need to restore and maintain reserve balances while avoiding reliance on one-time revenues.
8. Significant long-term capital funding requirements for transportation, water, wastewater, drainage, and park system infrastructure.
9. Rising operating and capital costs; personnel, public safety, health insurance, construction materials, and other support costs.
10. Base budget expenditure requirements exceeding forecasted revenues with increasing expectations and pressure from stakeholders to continue doing business as before – no reductions in personnel, operating costs, services, or programs.

KEY BUDGET HIGHLIGHTS FOR FISCAL YEAR 2026-27

City Council Meeting: August 1, 2026

Presented by: Perwez A. Moheet, CPA, Interim City Manager

KEY BUDGET HIGHLIGHTS
FOR PROPOSED BUDGET FOR FISCAL YEAR 2026-27

1. The recommended proposed budget for Fiscal Year 2026-27 that will be presented today, is a structurally balanced budget.
2. Funds all essential City services, operations, and maintenance.
3. Focuses on core municipal services including public safety, emergency services, street maintenance, sidewalk and right-of-way maintenance, solid waste & recycling collection services, water supply services, wastewater collection service, parks maintenance, library services, and 311 customer service support services.
4. Maintains responsive service levels for all essential City services to effectively serve our residents and businesses in Kyle.
5. Supports continued operations and maintenance of all City facilities including public safety, emergency center, parks, playgrounds, library, and other public infrastructure – no facility closures.

KEY BUDGET HIGHLIGHTS
FOR PROPOSED BUDGET FOR FISCAL YEAR 2026-27

6. Maintains a structurally balanced budget where recurring revenues support recurring expenditures.
7. Revenue and expenditure estimates have been carefully examined and analyzed to maintain a conservative margin to absorb some level of decline in economic conditions.
8. Provides for continued capital investment in critical public infrastructure for mobility, sidewalks, water supply and distribution, wastewater treatment and collections, parks, etc.
9. Budget provides for the continuation of construction of new roads and intersection improvements under the Road Bond Program.
10. Leverages available grant opportunities and external funding sources whenever practical and feasible.

KEY BUDGET HIGHLIGHTS
FOR PROPOSED BUDGET FOR FISCAL YEAR 2026-27

11. No employee layoffs, furloughs, or other types of reduction in workforce included in the Interim City Manager's recommended budget
12. Continuation of contributions by the City for employee and family coverage for health insurance.
13. Provides funding for City's financial obligations agreed to under the 3-year Meet & Confer agreement with the police officers association (Kyle Law Enforcement Association - KLEA).
14. All sworn civil service City employees will receive an average 4% pay increase (step increase).
15. All Corporal ranked police officers will receive an additional 2% peer city-based pay increase per the Meet & Confer agreement.

KEY BUDGET HIGHLIGHTS
FOR PROPOSED BUDGET FOR FISCAL YEAR 2026-27

16. No pay increase is funded in the proposed budget for civilian City employees.
17. Proposed budget temporarily suspends selected benefits for all City employees, including but not limited to, leave buyback program, tuition reimbursement program, City-paid 12-weeks parental leave program, and cash contributions for health reimbursement arrangement account (HRA).
18. Recommended proposed budget adds an additional paid holiday for all City employees to observe Good Friday – no additional cost is required.

BUDGET SUMMARY
FOR FISCAL YEAR 2026-27

City Council Meeting: August 1, 2026

Presented by: Perwez A. Moheet, CPA, Interim City Manager

ALL CITY FUNDS

PROPOSED BUDGET FY 2026-27: $416,966,023

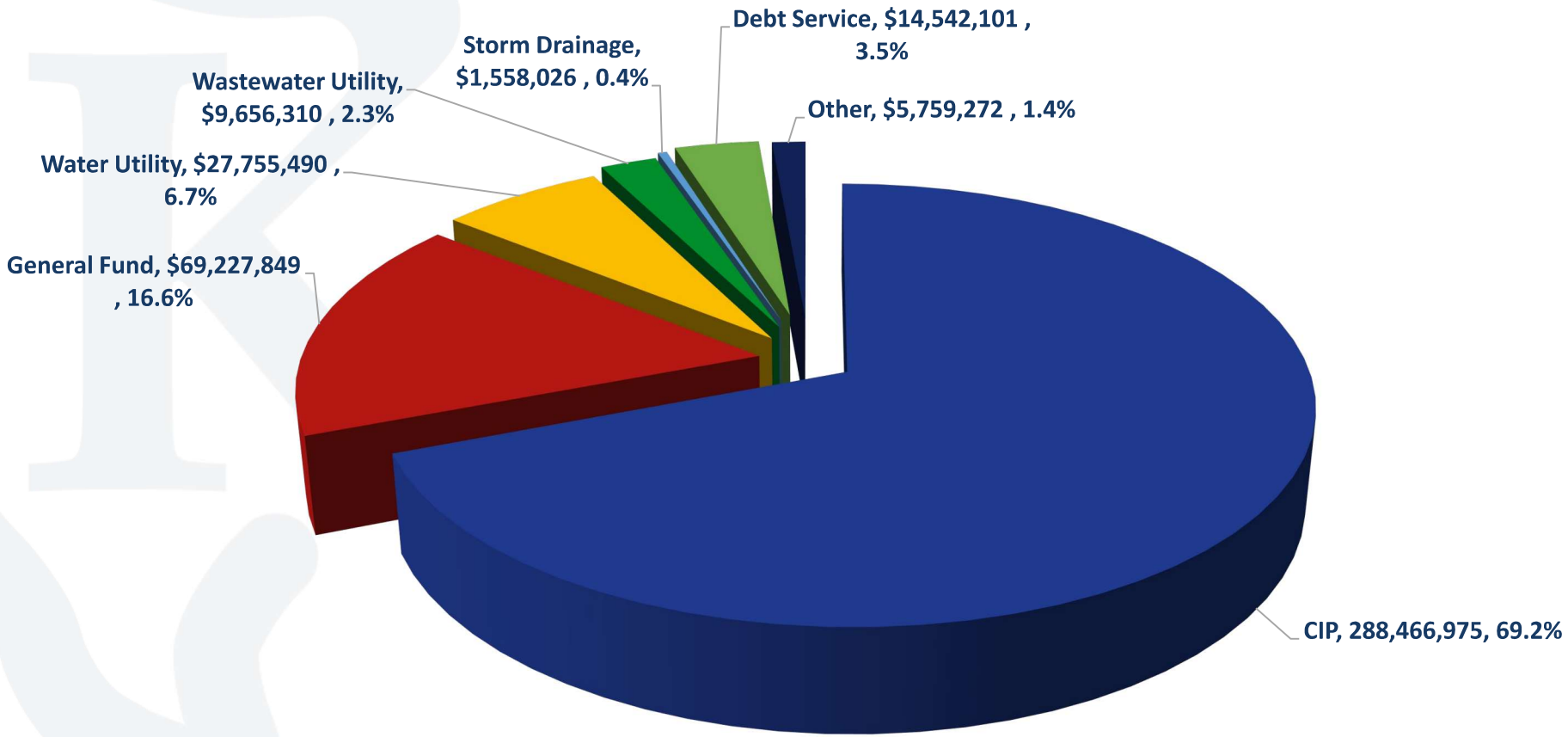

BUDGET SUMMARY (CONTINUED)
PROPOSED BUDGET FISCAL YEAR 2026-27

Balanced Operating Budget For Fiscal Year 2026-27

General Fund

- $71.34 million total proposed budget for Fiscal Year 2026-27
  - $7.90 million or 9.97% less than FY 2026
  - $2.35 million estimated revenues & transfers-in above estimated expenditures & transfers
  - $20.37 million estimated fund balance at 9-30-2027
- 1.28% decline in the 2026 certified taxable assessed valuation (TAV) when compared to 2025 certified TAV on the same basis. This TAV comparison is net of TAVs within the City's six (6) Tax Increment Reinvestment Zones (TIRZ).
- Awaiting to receive 2026 certified property tax rate calculations to be completed by Hays County Tax Assessor-Collector.

BUDGET SUMMARY (CONTINUED)

PROPOSED BUDGET FISCAL YEAR 2026-27

Balanced Operating Budget For Fiscal Year 2026-27

Water Utility Fund

- $32.45 million total proposed budget for Fiscal Year 2026-27
  - $1.04 million or 3.10% less than FY 2026
  - $2.61 million estimated revenues & transfers-in above estimated expenditures & transfers
  - $23.96 million estimated fund balance at 9-30-2027
- No rate increase proposed for water service rates for inside and outside City utility customers.

BUDGET SUMMARY (CONTINUED)
PROPOSED BUDGET FISCAL YEAR 2026-27

Balanced Operating Budget For Fiscal Year 2026-27

Wastewater Utility Fund

- $12.30 million total proposed budget for Fiscal Year 2026-27
  - $ 1.72 million or 12.28% less than FY 2026
  - $5.24 million estimated revenues & transfers-in above estimated expenditures & transfers
  - $30.86 million estimated fund balance at 9-30-2027
- No rate increase proposed for wastewater service rates for inside and outside City utility customers.

BUDGET SUMMARY (CONTINUED)
PROPOSED BUDGET FISCAL YEAR 2026-27

Balanced Operating Budget For Fiscal Year 2026-27

Storm Drainage Utility Fund

- $1.80 million total proposed budget for Fiscal Year 2026-27
  - $1.21 million or 40.32% less than FY 2026
  - $0.46 million estimated revenues & transfers-in above estimated expenditures & transfers
  - $1.54 million estimated fund balance at 9-30-2027
- No fee increase proposed for storm drainage fees for residential and commercial customers.

BUDGET SUMMARY (CONTINUED)
5-YEAR CAPITAL IMPROVEMENTS PLAN (CIP)

1. 5-Year CIP Spending Plan Covers = FY 2027 to FY 2031
2. Number of Proposed Projects = 82
3. Proposed CIP Spending FY 2026-27 = $288.5 Million
4. Proposed 5-Year CIP Spending Plan = $838.8 Million
   - Tax-Supported CIPs = $379.6 Million or 45.3%
   - Non-Tax Supported CIPs = $459.2 Million or 54.7%

	FY 2027	FY 2028	FY 2029	FY 2030	FY 2031	Total
5-Year Spending Plan FY 2027-2031	**$288.5M**	**$290.1M**	**$152.1M**	**$60.5M**	**$47.6M**	**$838.8M**

A complete listing of all CIP projects are provided in the budget document.

BUDGET SUMMARY (CONTINUED)

PROPOSED BUDGET FISCAL YEAR 2026-27

Balanced Proposed Budget For Fiscal Year 2026-27

- 460.0 total full-time equivalent positions (FTEs) proposed for FY 2026-27
  - 11.0 or 2.34% less than FY 2026
- No employee layoffs or filled positions eliminated in proposed budget for FY 2026-27
- No wages and or salary reductions included in proposed budget for FY 2026-27
- 11.0 total number of positions eliminated in the proposed budget for FY 2026-27
  - $1.88 million in total recurring annual cost savings.
- 24.0 total number of positions frozen/unfunded in the proposed budget for FY 2026-27
  - $2.45 million in total recurring annual cost savings

BUDGET SUMMARY (CONTINUED)

PROPOSED BUDGET FISCAL YEAR 2026-27

Balanced Proposed Budget For Fiscal Year 2026-27

- 1.28% decline in the 2026 certified taxable assessed valuation (TAV) when compared to 2025 certified TAV on the same basis. This TAV comparison is net of TAVs within the City's six (6) Tax Increment Reinvestment Zones (TIRZ).
- Awaiting to receive 2026 certified property tax rate calculations to be completed by Hays County Tax Assessor-Collector.
- Options for property tax rates will be discussed with City Council on August 13, 2026.
- No rate increase proposed for water service rates for inside and outside City utility customers.
- No rate increase proposed for wastewater service rates for inside and outside City utility customers.
- No fee increase proposed for storm drainage fees for residential and commercial customers.

BUDGET SUMMARY (CONTINUED)

PROPOSED BUDGET FISCAL YEAR 2026-27

Balanced Proposed Budget For Fiscal Year 2026-27

- 2.5% rate increase included in the proposed budget for solid waste, recycling and composting services (trash collection) per City's contract with Texas Disposal System (TDS).
- Addition of one new fee for wastewater utilities – cost recovery for industrial pretreatment sampling.
- No increase proposed for all other City rates, fees, and charges.

HIGHLIGHTS OF ITEMS CURRENTLY IN THE BUDGET FOR FISCAL YEAR 2026-27

City Council Meeting: August 1, 2026

Presented by: Perwez A. Moheet, CPA, Interim City Manager

HIGHLIGHTS OF ITEMS CURRENTLY IN THE BUDGET

PROPOSED BUDGET FISCAL YEAR 2026-27

Balanced Proposed Budget For Fiscal Year 2026-27

- ✓ Santa Claus will be coming to Mary Kyle Hartson Park in downtown Kyle, he will help turn on Christmas lights, take photos with children of all ages, and ride along through neighborhoods. No change in Santa's plans!
- ✓ The Grinch will also be there too – no change in his plans as well.
- ✓ All City parks will continue to be funded, remain open, fully maintained including the City's swimming pool, splashpads, skate park, playgrounds, ballfields, restrooms, and parking.
- ✓ 4% average pay increase (step increase) for all sworn police officers.
- ✓ 2% peer city-based pay increase for all Corporal ranked positions in the Police department. This is in addition to the step increase.
- ✓ All road bond program projects are continuing – no work stoppage.

HIGHLIGHTS OF ITEMS CURRENTLY IN THE BUDGET

PROPOSED BUDGET FISCAL YEAR 2026-27

Balanced Proposed Budget For Fiscal Year 2026-27

✓ All essential City services are funded including but not limited to:

1. Public safety
2. Emergency services
3. Code enforcement
4. Building permitting & inspection services
5. Solid waste (trash) & recycling collection services
6. 311 customer support service program
7. Streets & roadway maintenance
8. Public transportation program
9. Right-of-way maintenance
10. Water supply services
11. Wastewater collection services
12. Storm drainage services
13. Parks and recreation services
14. Library services

HIGHLIGHTS OF ITEMS CURRENTLY NOT IN THE BUDGET FOR FISCAL YEAR 2026-27

City Council Meeting: August 1, 2026

Presented by: Perwez A. Moheet, CPA, Interim City Manager

HIGHLIGHTS OF ITEMS CURRENTLY NOT IN THE BUDGET

PROPOSED BUDGET FISCAL YEAR 2026-27

Balanced Proposed Budget For Fiscal Year 2026-27

- X Funding for pay increase for civilian City employees
- X Funding for non-essential travel
- X Funding for employee leave buyback program, tuition reimbursement, City paid 12-weeks parental leave program, cash contribution for health reimbursement arrangement account (HRA)
- X Funding for federal/state lobbyist
- X Funding for annual banquet for City Boards & Commissions
- X Funding for dinner service for City Council meetings
- X Funding for pride celebrations or pride special events program
- X Funding for undergrounding of existing overhead utilities

PROCESS FOR BUDGET AMENDMENTS BY CITY COUNCIL, IF NEEDED FOR FISCAL YEAR 2026-27

City Council Meeting: August 1, 2026

Presented by: Perwez A. Moheet, CPA, Interim City Manager

PROCESS FOR BUDGET AMENDMENTS BY CITY COUNCIL, IF NEEDED

PROPOSED BUDGET FISCAL YEAR 2026-27

Balanced Proposed Budget For Fiscal Year 2026-27

1. The recommended proposed budget for Fiscal Year 2026-27, as submitted to the City Council by the Interim City Manager, is a structurally balanced budget.
2. Any amendment(s) to the proposed budget resulting in a net increase to total expenditures, will require a corresponding expenditure reduction to maintain the balanced budget, as recommended by the Interim City Manager for next fiscal year.
3. A motion describing the budget amendment including the amount for the amendment is made by the sponsoring Council Member, seconded, and then a roll call vote is taken.
4. If the motion passes, then staff will make the changes to the Interim City Manager's recommended proposed budget, and the specific amendment is then included in the City's final budget for adoption by the City Council.

ORGANIZATIONAL REALIGNMENT – TRANSPORTATION & PUBLIC WORKS FOR FISCAL YEAR 2026-27

City Council Meeting: August 1, 2026

Presented by: Amber Schmeits, Deputy City Manager

Restructuring Strategy

1. Create two separate departments.
The former Transportation & Public Works Department would be divided into the Departments of:

- **Transportation & Public Works:** focus on the City's day-to-day operations and maintenance, including streets maintenance and construction, permitting and inspections, drainage, fleet, and right-of-way and streetlights maintenance.
- **Capital Improvement Projects & Engineering:** focus exclusively on the planning, design, engineering, project management, and construction of the City's Capital Improvement Program and the 2022 Road Bond Program.

2. Appoint Chris Arnold as Interim Director of Transportation & Public Works and establish an Assistant Director position.

- Chris has extensive operational knowledge and experience within the TPW department and has demonstrated ability to successfully lead these teams to continue excellent service delivery.
  - Asphalt Avengers!
- We have also created a vacant Assistant Director position to strengthen and support operational leadership and provide additional management capacity to continue excellent service delivery.

Restructuring Strategy

3. Reorganize the Beautification Division into the Right-of-Way Maintenance Division.

- The Beautification Division has been transferred from Parks & Recreation to Transportation & Public Works and renamed the **Right-of-Way Maintenance Division.**
- Mowing, streetlight maintenance, permitting and inspections, traffic control, and right-of-way maintenance are complementary functions.
- Housing these operations under one department allows for better coordination of crews, equipment, and work schedules while reducing duplication and creating opportunities for long-term cost savings.
- Potential **cost savings of ~$40,000/year** for using ROW Division to maintain City facilities and eliminate contracts for landscaping services.

Restructuring Strategy

4. Appoint Leon Barba as Director of Capital Improvement Projects & Engineering while retaining title of City Engineer.

- Centralize delivery of the City's CIP, providing a single department that serves all City departments and improves coordination, consistency, and accountability for capital projects.
- Creates internal service department that supports the entire organization and provides a consistent approach to project delivery.
- Leon's engineering expertise, familiarity with the City's CIP, and institutional knowledge make him well suited to lead this newly established department.
    - Celebrated 50 years as a P.E. in 2025!

TPW Organizational Chart

Transportation & Public Works Department

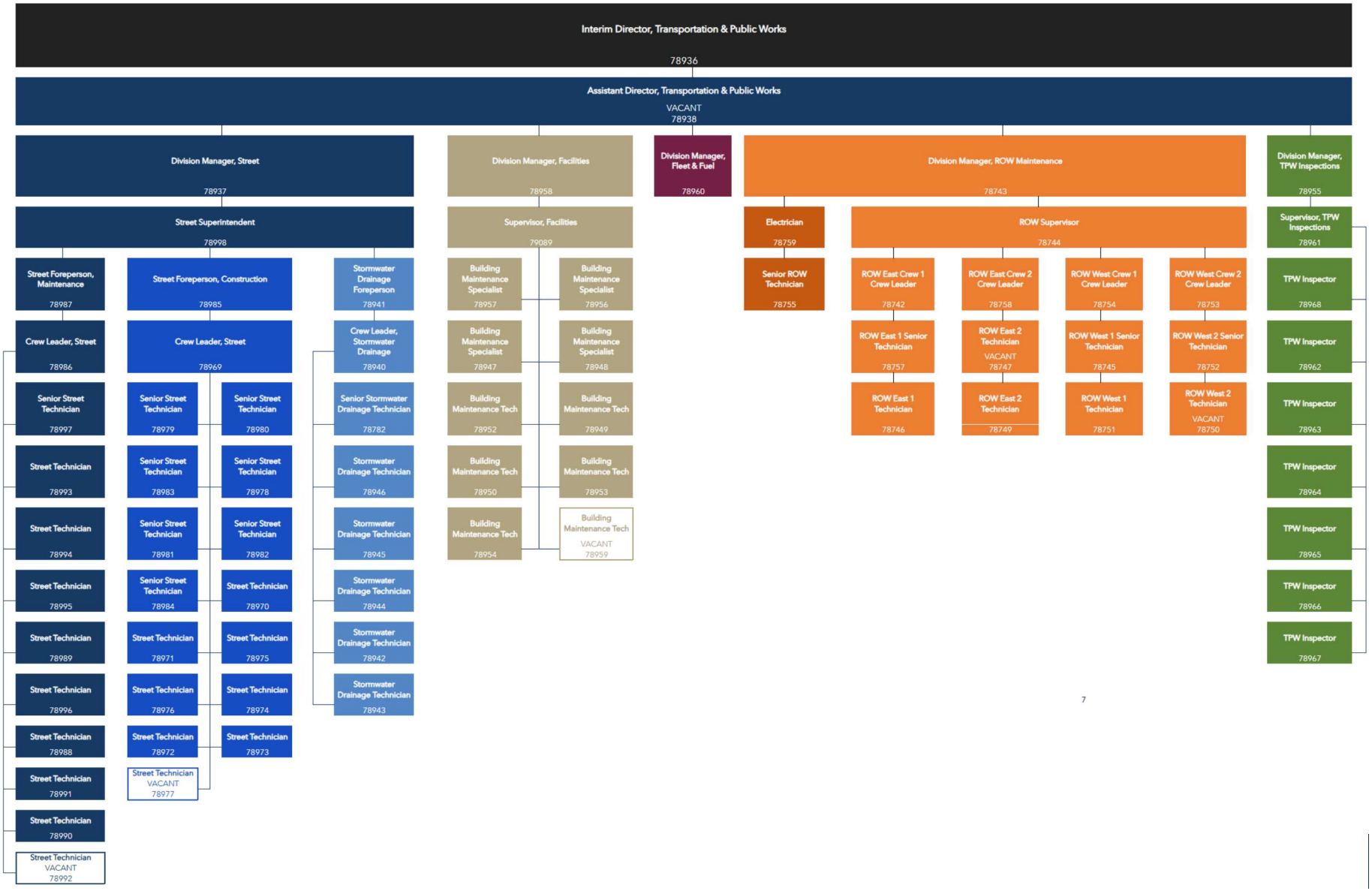
Interim Director, Transportation & Public Works
78936
Assistant Director, Transportation & Public Works
VACANT
78938
Division Manager, Street
78937
Street Superintendent
78998
Street Foreperson, Maintenance
78987
Crew Leader, Street
78986
Senior Street Technician
78997
Street Technician
78993
Street Technician
78994
Street Technician
78995
Street Technician
78989
Street Technician
78996
Street Technician
78988
Street Technician
78991
Street Technician
78990
Street Technician
VACANT
78992
Street Foreperson, Construction
78985
Crew Leader, Street
78969
Senior Street Technician
78979
Senior Street Technician
78980
Senior Street Technician
78983
Senior Street Technician
78978
Senior Street Technician
78981
Senior Street Technician
78982
Senior Street Technician
78984
Street Technician
78970
Street Technician
78971
Street Technician
78975
Street Technician
78976
Street Technician
78974
Street Technician
78972
Street Technician
78973
Street Technician
VACANT
78977
Stormwater Drainage Foreperson
78941
Crew Leader, Stormwater Drainage
78940
Senior Stormwater Drainage Technician
78782
Stormwater Drainage Technician
78946
Stormwater Drainage Technician
78945
Stormwater Drainage Technician
78944
Stormwater Drainage Technician
78942
Stormwater Drainage Technician
78943
Division Manager, Facilities
78958
Supervisor, Facilities
79089
Building Maintenance Specialist
78957
Building Maintenance Specialist
78956
Building Maintenance Specialist
78947
Building Maintenance Specialist
78948
Building Maintenance Tech
78952
Building Maintenance Tech
78949
Building Maintenance Tech
78950
Building Maintenance Tech
78953
Building Maintenance Tech
78954
Building Maintenance Tech
VACANT
78959
Division Manager, Fleet & Fuel
78960
Division Manager, ROW Maintenance
78743
Electrician
78759
Senior ROW Technician
78755
ROW Supervisor
78744
ROW East Crew 1 Crew Leader
78742
ROW East 1 Senior Technician
78757
ROW East 1 Technician
78746
ROW East Crew 2 Crew Leader
78758
ROW East 2 Technician
VACANT
78747
ROW East 2 Technician
78749
ROW West Crew 1 Crew Leader
78754
ROW West 1 Senior Technician
78745
ROW West 1 Technician
78751
ROW West Crew 2 Crew Leader
78753
ROW West 2 Senior Technician
78752
ROW West 2 Technician
VACANT
78750
Division Manager, TPW Inspections
78955
Supervisor, TPW Inspections
78961
TPW Inspector
78968
TPW Inspector
78962
TPW Inspector
78963
TPW Inspector
78964
TPW Inspector
78965
TPW Inspector
78966
TPW Inspector
78967
7

Streets Division

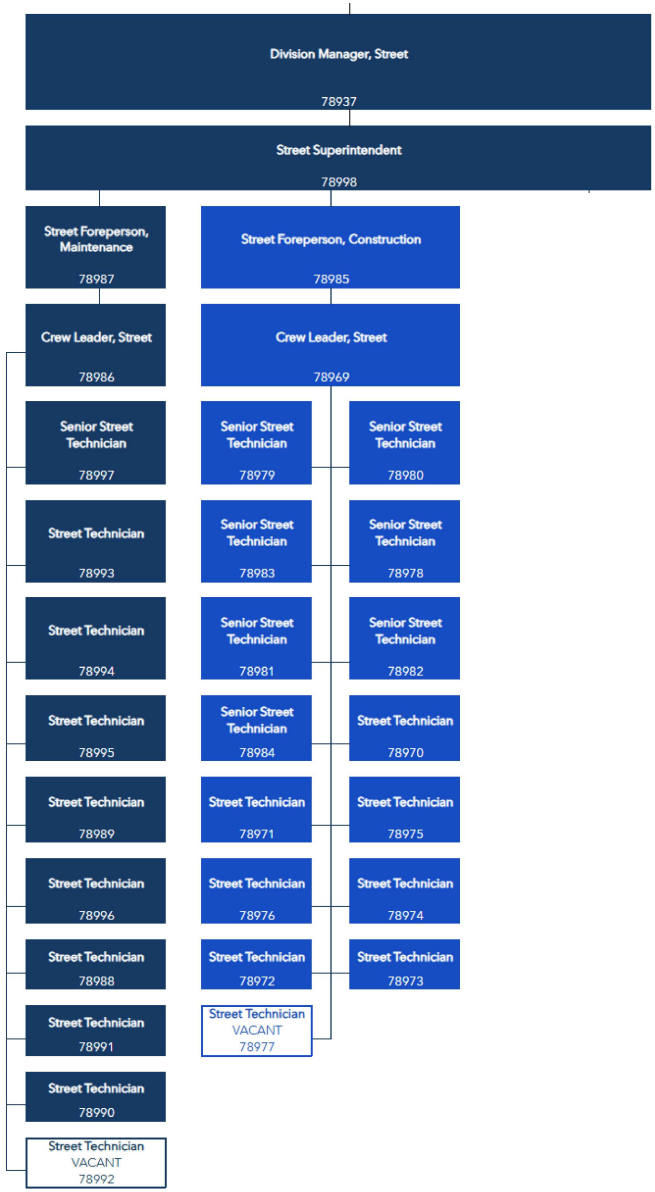

Drainage Division

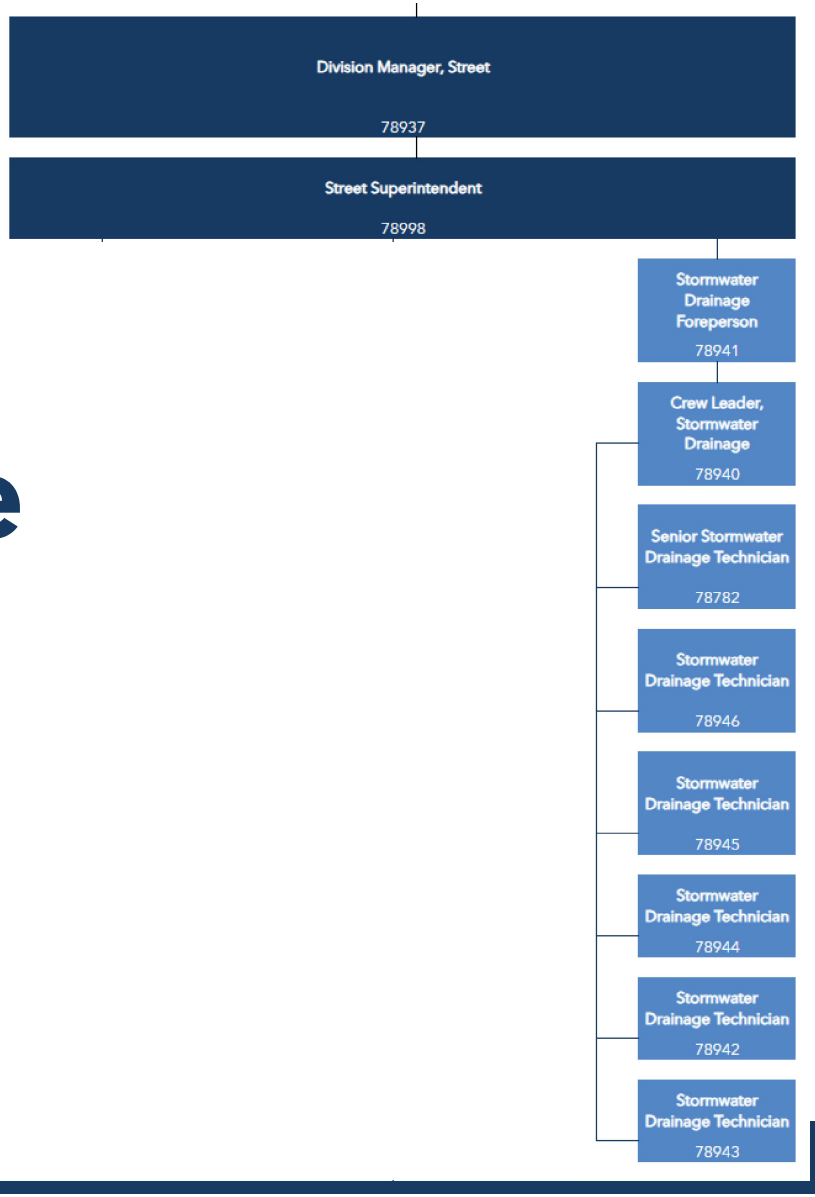

Facilities Division

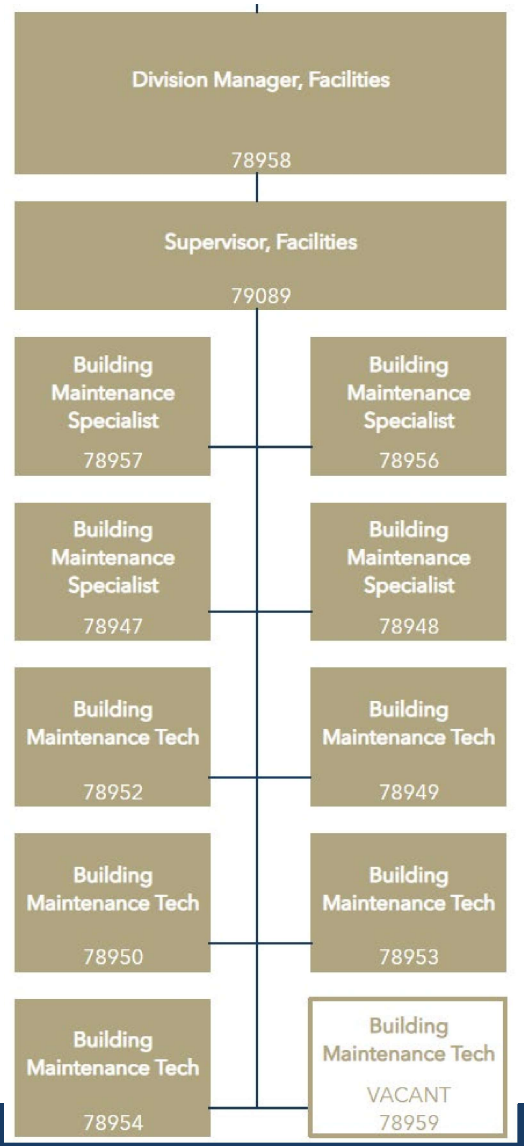

Fleet Division

Division Manager, Fleet & Fuel

78960

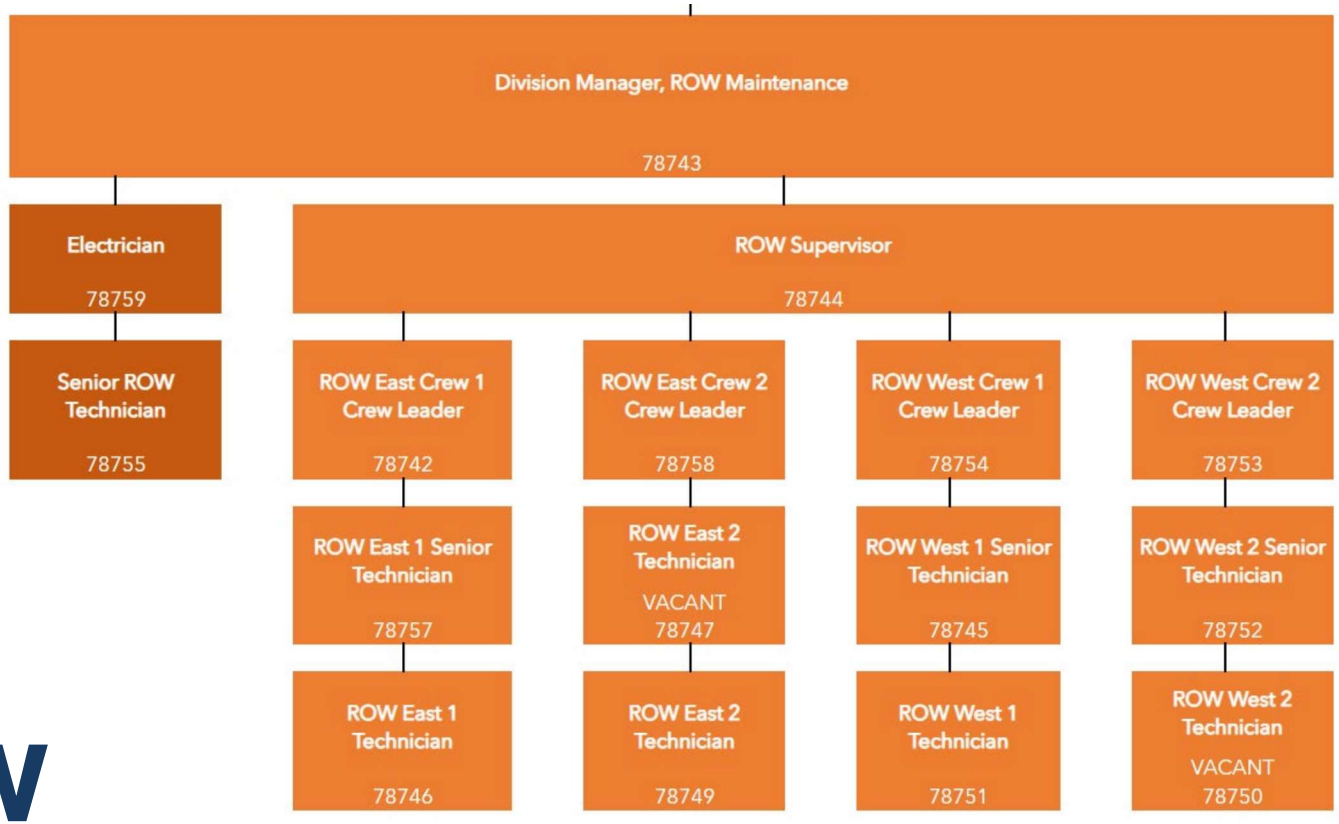

ROW Maintenance Division

Inspections Division

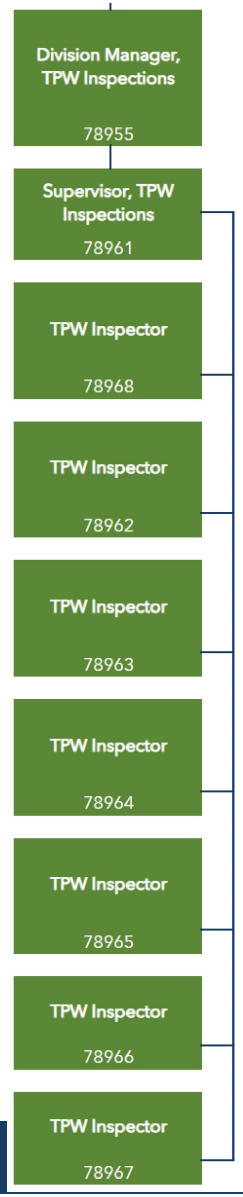

CIP & Engineering Organizational Chart

Capital Improvements Projects & Engineering

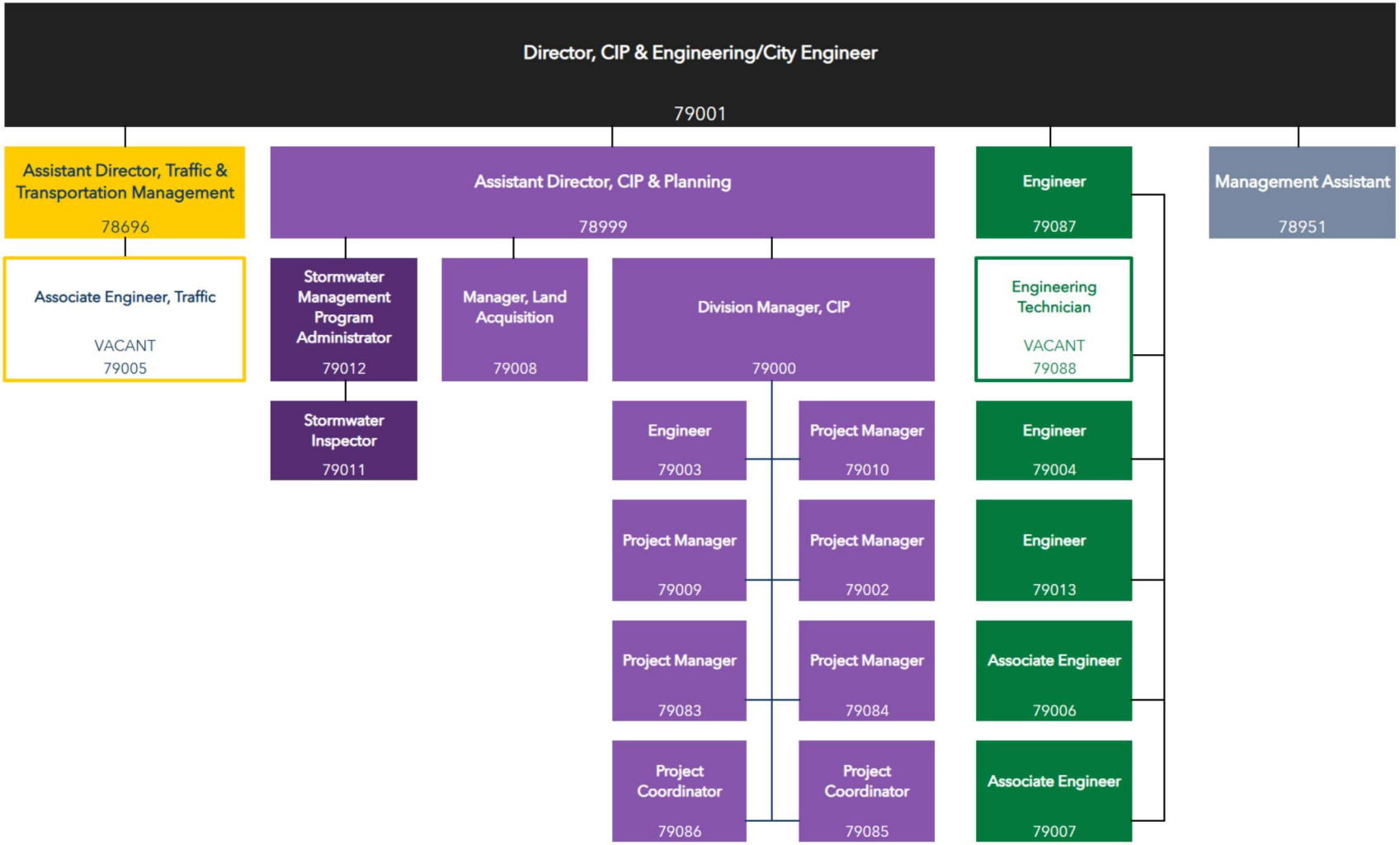
Director, CIP & Engineering/City Engineer
79001
Assistant Director, Traffic & Transportation Management
78696
Associate Engineer, Traffic
VACANT
79005
Assistant Director, CIP & Planning
78999
Stormwater Management Program Administrator
79012
Stormwater Inspector
79011
Manager, Land Acquisition
79008
Division Manager, CIP
79000
Engineer
79003
Project Manager
79010
Project Manager
79009
Project Manager
79002
Project Manager
79083
Project Manager
79084
Project Coordinator
79086
Project Coordinator
79085
Engineer
79087
Engineering Technician
VACANT
79088
Engineer
79004
Engineer
79013
Associate Engineer
79006
Associate Engineer
79007
Management Assistant
78951

Traffic & Transportation Division

CIP Division

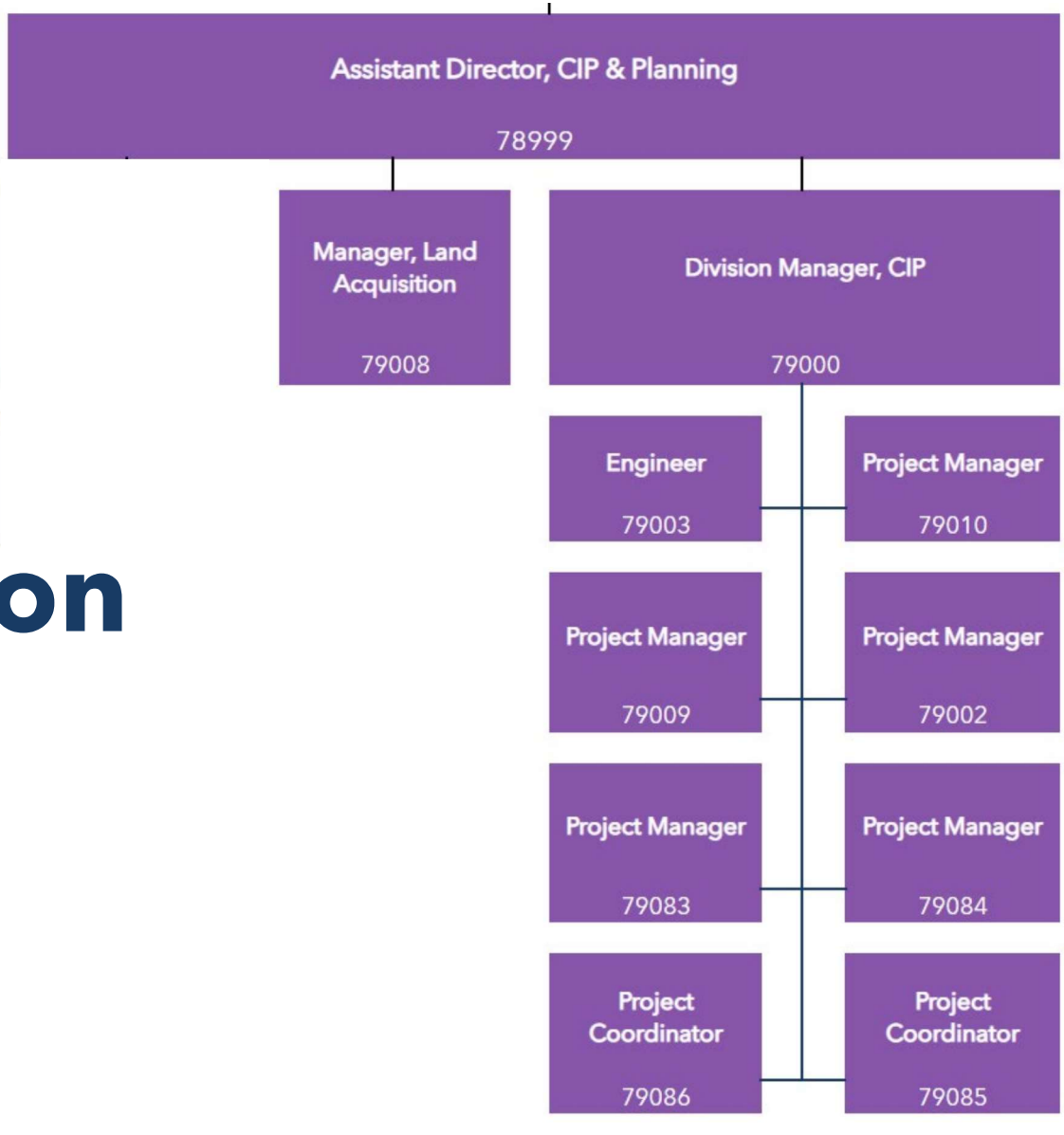

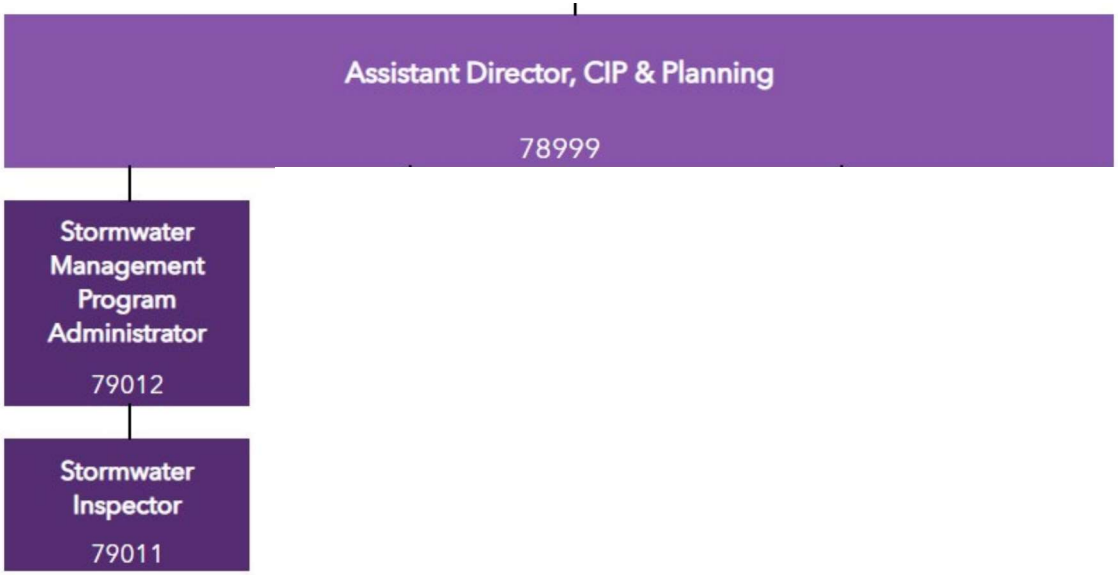

Stormwater Division

Engineering Division

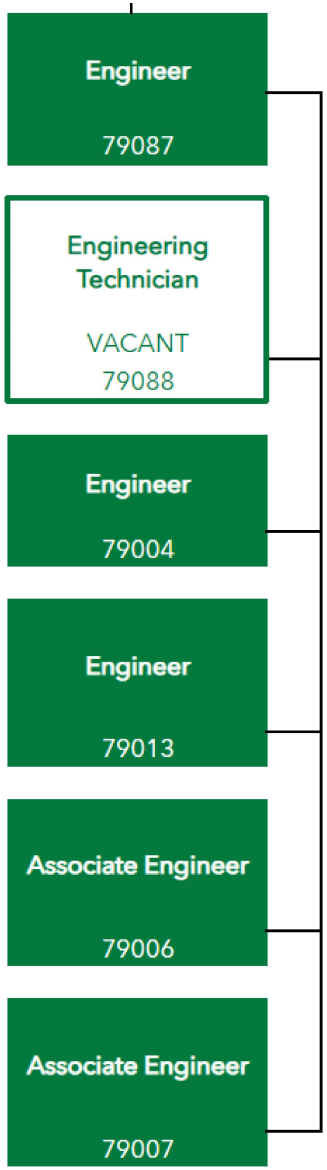

ORGANIZATIONAL REALIGNMENT – PARKS & RECREATION DEPARTMENT FOR FISCAL YEAR 2026-27

City Council Meeting: August 1, 2026

Presented by: Jesse Elizondo, Assistant City Manager

NOTABLE CHANGES IN THE PARKS AND RECREATION DEPARTMENT FY2026-27

Eliminated Positions

- Parks Deputy Director
- Assistant Director (repurposed as Parks Operations Manager)
- Recreation Division Manager (merged into one division manager)
- Business and Strategic Planning Manager

Notable Position Changes

- Creation of a new Parks Operations Manager to oversee division managers
- Recreation and Special Events report to one division manager
- Parks Planning and Project Manager moved to Development Services Department
- Aquatics Maintenance Tech reporting to Parks Maintenance Division
- Entire Beautification Division moved under Transportation and Public Works

Key Benefits and Efficiencies

- Restructured the department from 64 positions to 45, creating a leaner organization while maintaining core mission and services
- Created a Parks Operations Manager position to align division priorities, coordinate resources, and strengthen day to day operations
- Consolidated management layers to streamline decision making and improve accountability
- Improved cross divisional collaboration between Recreation, Parks Maintenance, Conservation, Aquatics, and Special Events to maximize staff and equipment utilization
- Realigned responsibilities to better match departmental expertise, allowing staff to focus on core services and strategic priorities
- Enhanced organizational flexibility to support current operations while preparing for measured growth and new park facilities

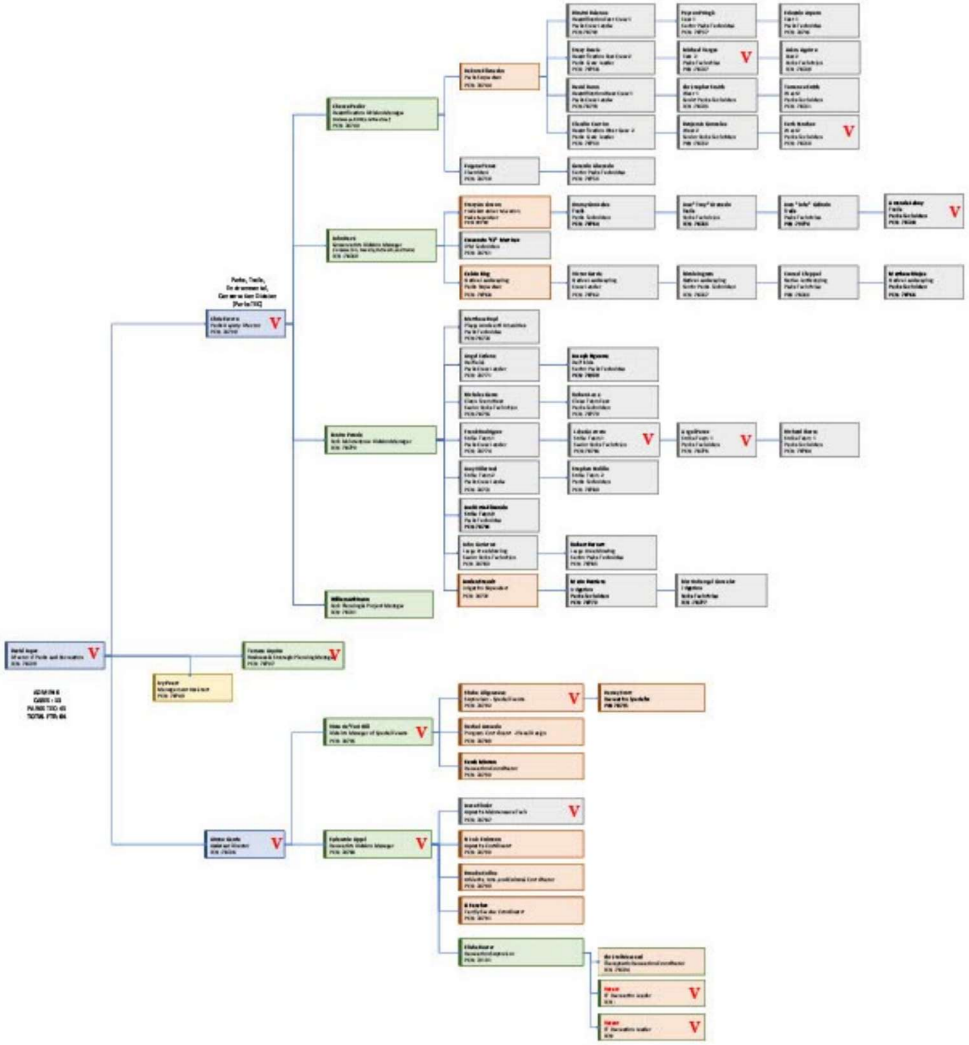

NOTABLE CHANGES IN THE PARKS AND RECREATION DEPARTMENT FY 2026-27

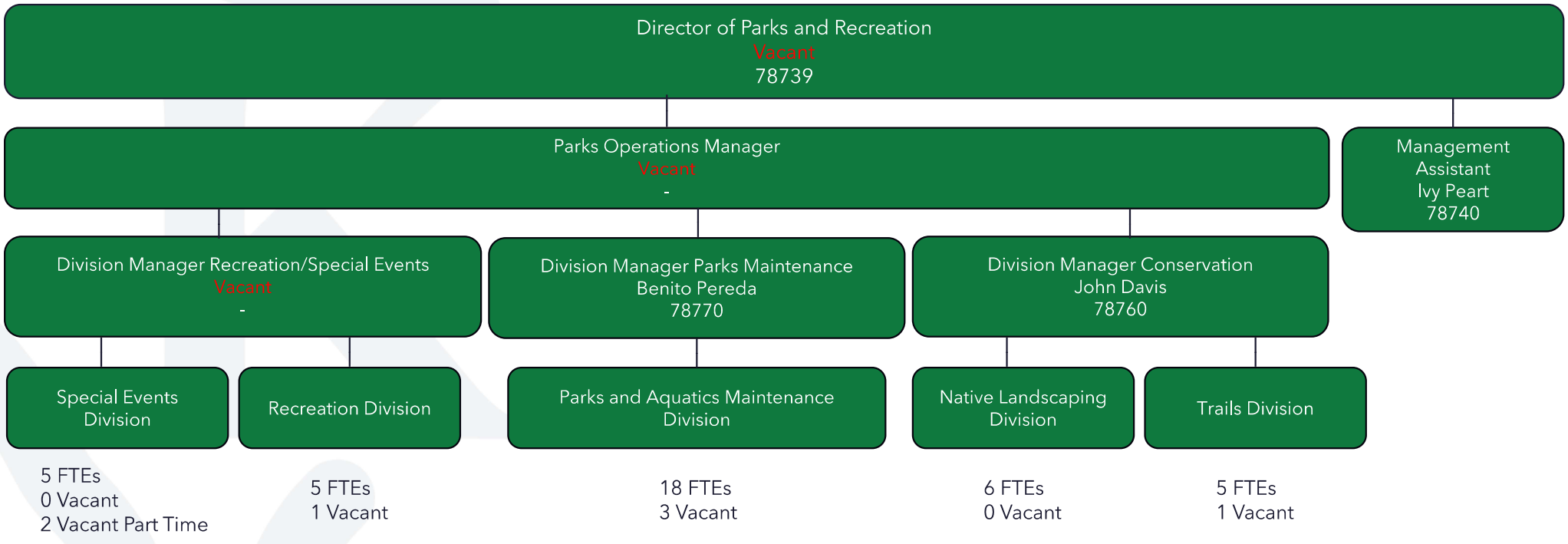

Total FY 26-27
45 FTEs
8 Vacant
2 Vacant Part Time

COST CONTAINMENT FOR FISCAL YEAR 2026-27

City Council Meeting: August 1, 2026

Presented by: Andy Alejandro, Interim Deputy Finance Director
Holly R. Holt-Torres, Assistant Finance Director

COST CONTAINMENT FOR FY 2026-27

Category	Representative Strategies	Estimated Savings
👥 **Personnel Strategies**	Position funding adjustments, vacant position eliminations, Meet & Confer adjustments	**$5.87 M**
⚙️ **Operational Efficiencies**	Departmental reductions, software optimization, fleet, Parks & Recreation events, transportation program, lobbyist services, Council meals, Boards and Commissions banquet	**$4.81 M**
❤️ **Employee Benefit Changes**	HRA contributions, leave buyback, tuition reimbursement, paid parental leave	**$1.23 M**
Total Across All Major Funds:		**$11.91 M**

ABOUT CITY'S FUND STRUCTURE FOR FISCAL YEAR 2026-27

City Council Meeting: August 1, 2026

Presented by: Andy Alejandro, Interim Deputy Finance Director
Holly R. Holt-Torres, Assistant Finance Director

ABOUT CITY'S BUDGET STRUCTURE

The City, like most government organizations, utilizes the Fund accounting system.

Fund accounting system provides for:

- Accountability
- Transparency
- Separation of funds based on public purpose and intent. Allows for separate budgeting, accounting, & financial reporting systems

On an average, the City manages 50-60 separate Funds per year in three Fund types:

- **Governmental Funds**
  - Generally used to account for and track tax-supported functions & activities
- **Enterprise Funds**
  - Utilized to account for and track City's business-type activities and functions
  - User fees and charges for services such as the utilities
- **Fiduciary Type Funds**
  - Trusts

CITY'S FUND STRUCTURE

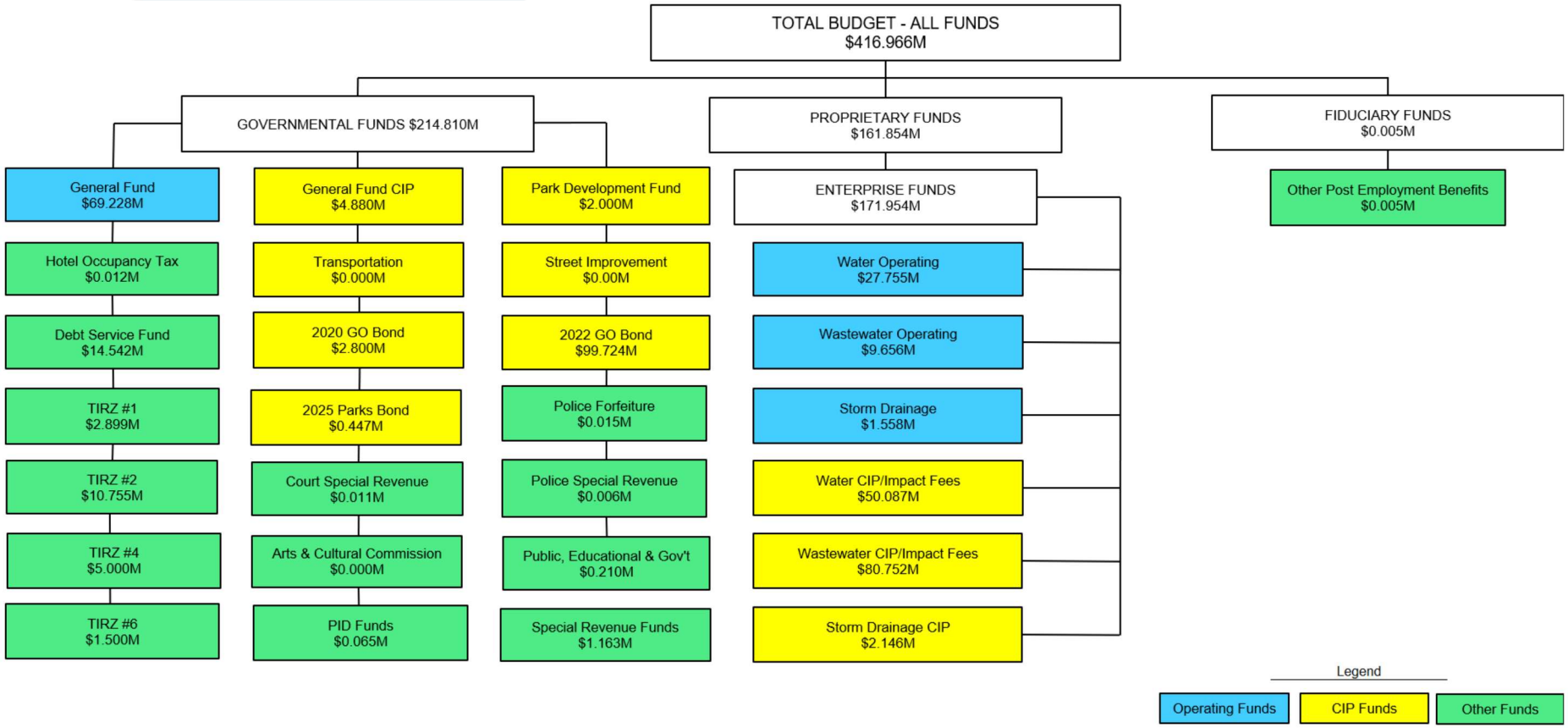

MAJOR OPERATING FUNDS FINANCIAL FORECAST FY 2027-31

City Council Meeting: August 1, 2026

Presented by: Andy Alejandro, Interim Deputy Finance Director
Holly R. Holt-Torres, Assistant Finance Director

CITY OF KYLE
ESTABLISHED 1880

ABOUT 5-YEAR FINANCIAL FORECAST

- **Financial forecast** is an essential part of the annual budget process to help with budgetary decision-making.
- Purpose of the financial forecast is to evaluate current and future fiscal conditions to help guide policy and management decisions.
- A financial forecast is a fiscal management tool that presents estimated information based on past, current, and projected financial conditions.

GENERAL FUND

5-YEAR FINANCIAL FORECAST FISCAL YEARS 2027-2031

KEY ASSUMPTIONS - FINANCIAL FORECAST GENERAL FUND REVENUES

	Year 1 FY 2027	Year 2 FY 2028	Year 3 FY 2029	Year 4 FY 2030	Year 5 FY 2031
Property Valuation Growth	-1.0%	1.5%	2.5%	3.0%	3.5%
Sales Tax Growth	4.0%	4.0%	5.0%	6.0%	7.0%
Development Revenue - Planning	CYE/SL	0.0%	1.5%	2.0%	2.0%
Development Revenue - Permits	CYE/SL	0.0%	2.0%	2.5%	2.5%
Interest Income	1.5%	1.5%	2.0%	2.0%	2.0%
Other Revenues	2.0%	2.5%	3.0%	3.5%	4.0%
Loan Repayment From TIRZ #2	$785,000	$835,000	$885,000	$935,000	$985,000
Transfers - In	FY 2026 Budget	0.0%	0.0%	0.0%	0.0%

KEY ASSUMPTIONS - FINANCIAL FORECAST GENERAL FUND EXPENDITURES

	Year 1 FY 2027	Year 2 FY 2028	Year 3 FY 2029	Year 4 FY 2030	Year 5 FY 2031
Base Wages - Sworn	4.0%	4.0%	0.0%	0.0%	0.0%
Merit/COLA	0.0%	3.5%	3.5%	3.5%	3.5%
Medical Insurance	15.7%	10.0%	10.0%	10.0%	10.0%
TMRS Contribution	1.5%	1.5%	1.5%	1.5%	1.5%
Contractual	5.0%	5.0%	5.0%	5.0%	5.0%
Commodities	10.0%	10.0%	10.0%	10.0%	10.0%
Cash Funding for Equipment	$0	$0	$200,000	$250,000	$300,000
Cash Funding for CIP	$0	$0	$0	$0	$0
Transfer to TIRZ #1-6 Funds (AVG)	5.0%	5.0%	5.0%	5.0%	5.0%

5-YEAR FORECAST - GENERAL FUND (BEFORE)

SUMMARY FY 2027 THROUGH 2031

	Approved Budget 2025-2026	Current Year Estimate 2025-2026	5-YEAR BUDGET FORECAST PERIOD YEAR 1 2026-2027	YEAR 2 2027-2028	YEAR 3 2028-2029	YEAR 4 2029-2030	YEAR 5 2030-2031
Beginning Fund Balance	$ 19,244,259	$ 14,977,707	$ 10,301,127	$ 2,459,760	$ (6,842,574)	$ (16,731,286)	$ (28,083,929)
REVENUE							
Property Tax	$ 21,669,253	$ 20,828,940	$ 20,620,651	$ 20,929,963	$ 21,453,214	$ 22,096,812	$ 22,870,202
Sales Tax	21,946,333	20,207,728	21,016,038	21,856,680	22,949,515	24,326,487	26,029,342
Development Revenues	6,998,336	4,933,181	4,974,509	5,026,395	5,147,191	5,295,921	5,461,464
Other Revenues	12,855,995	13,409,235	13,602,987	13,889,629	14,269,375	14,719,545	15,248,184
TOTAL REVENUES	**$ 63,469,916**	**$ 59,379,084**	**$ 60,214,185**	**$ 61,702,667**	**$ 63,819,295**	**$ 66,438,765**	**$ 69,609,192**
Transfers-In	$ 15,131,999	$ 15,132,015	$ 15,182,015	$ 15,232,015	$ 15,282,015	$ 15,332,015	$ 15,382,015
TOTAL TRANSFERS-IN	**$ 15,131,999**	**$ 15,132,015**	**$ 15,182,015**	**$ 15,232,015**	**$ 15,282,015**	**$ 15,332,015**	**$ 15,382,015**
TOTAL REVENUES & TRANSFERS-IN	**$ 78,601,915**	**$ 74,511,099**	**$ 75,396,200**	**$ 76,934,682**	**$ 79,101,310**	**$ 81,770,780**	**$ 84,991,207**
TOTAL ESTIMATED FUNDS AVAILABLE	**$ 97,846,174**	**$ 89,488,806**	**$ 85,697,327**	**$ 79,394,442**	**$ 72,258,736**	**$ 65,039,494**	**$ 56,907,278**
EXPENDITURES							
Operations & Maintenance	$ 77,132,010	$ 77,079,710	$ 80,555,654	$ 83,683,853	$ 86,882,053	$ 91,015,454	$ 95,425,328
Future Supplemental	-	-	-	-	-	-	-
Cash Funding - CIP	-	-	-	-	-	-	-
Cash Funding- Equipment/Other	-	-	-	-	-	-	-
2% Increase Per Meet and Confer (FY27 and FY28) + 2% Step Increase	-	-	573,944	445,194	-	-	-
TOTAL EXPENDITURES	**$ 77,132,010**	**$ 77,079,710**	**$ 81,129,598**	**$ 84,129,047**	**$ 86,882,053**	**$ 91,015,454**	**$ 95,425,328**
Transfers-Out - TIRZ	$ 2,107,968	$ 2,107,969	$ 2,107,969	$ 2,107,969	$ 2,107,969	$ 2,107,969	$ 2,107,969
TOTAL TRANSFERS-OUT	**$ 2,107,968**	**$ 2,107,969**	**$ 2,107,969**	**$ 2,107,969**	**$ 2,107,969**	**$ 2,107,969**	**$ 2,107,969**
TOTAL EXPENDITURES & TRANSFERS-OUT	**$ 79,239,978**	**$ 79,187,679**	**$ 83,237,567**	**$ 86,237,016**	**$ 88,990,022**	**$ 93,123,423**	**$ 97,533,297**
REVENUE IN EXCESS OF REQUIREMENTS	**$ (638,063)**	**$ (4,676,580)**	**$ (7,841,367)**	**$ (9,302,334)**	**$ (9,888,712)**	**$ (11,352,643)**	**$ (12,542,090)**
ESTIMATED ENDING FUND BALANCE	**$ 18,606,196**	**$ 10,301,127**	**$ 2,459,760**	**$ (6,842,574)**	**$ (16,731,286)**	**$ (28,083,929)**	**$ (40,626,019)**
Required Minumum Fund Balance Per Policy (25% of Operating Expenses)	***$ 19,809,994***	***$ 19,796,920***	***$ 20,809,392***	***$ 21,559,254***	***$ 22,247,506***	***$ 23,280,856***	***$ 24,383,324***
$ Fund Balance in Excess of Minimum Required Per Policy	***$ (1,203,798)***	***$ (9,495,792)***	***$ (18,349,631)***	***$ (28,401,828)***	***$ (38,978,791)***	***$ (51,364,784)***	***$ (65,009,343)***
% Fund Balance in Excess of Minimum Required Per Policy	***-6.08%***	***-47.97%***	***-88.18%***	***-131.74%***	***-175.21%***	***-220.63%***	***-266.61%***

5-YEAR FORECAST - GENERAL FUND (AFTER)

SUMMARY FY 2027 THROUGH 2031

	Approved Budget 2025-2026	Current Year Estimate 2025-2026	5-YEAR BUDGET FORECAST PERIOD YEAR 1 2026-2027	YEAR 2 2027-2028	YEAR 3 2028-2029	YEAR 4 2029-2030	YEAR 5 2030-2031
Beginning Fund Balance	$ 19,244,259	$ 14,977,707	$ 18,020,374	$ 20,369,970	$ 23,183,469	$ 25,838,124	$ 27,549,668
REVENUE							
Property Tax	$ 21,669,253	$ 22,554,610	$ 22,271,449	$ 22,605,521	$ 23,170,659	$ 23,865,779	$ 24,701,081
Sales Tax	21,946,333	20,282,300	20,280,300	21,091,512	22,146,088	23,474,853	25,118,093
Development Revenues	6,998,336	4,933,181	4,933,181	4,933,181	5,031,845	5,157,641	5,286,582
Other Revenues	12,855,995	12,539,181	12,244,135	13,889,629	14,269,375	14,719,545	15,248,184
TOTAL REVENUES	**$ 63,469,916**	**$ 60,309,272**	**$ 59,729,065**	**$ 62,519,843**	**$ 64,617,966**	**$ 67,217,817**	**$ 70,353,939**
Transfers-In	$ 15,131,999	$ 15,132,015	$ 13,956,349	$ 13,956,349	$ 13,956,349	$ 13,956,349	$ 13,956,349
TOTAL TRANSFERS-IN	**$ 15,131,999**	**$ 15,132,015**	**$ 13,956,349**	**$ 13,956,349**	**$ 13,956,349**	**$ 13,956,349**	**$ 13,956,349**
TOTAL REVENUES & TRANSFERS-IN	**$ 78,601,915**	**$ 75,441,287**	**$ 73,685,414**	**$ 76,476,192**	**$ 78,574,315**	**$ 81,174,166**	**$ 84,310,288**
TOTAL ESTIMATED FUNDS AVAILABLE	**$ 97,846,174**	**$ 90,418,994**	**$ 91,705,788**	**$ 96,846,162**	**$ 101,757,784**	**$ 107,012,290**	**$ 111,859,956**
EXPENDITURES							
Operations & Maintenance	$ 77,132,010	$ 70,290,651	$ 68,868,839	$ 71,109,530	$ 73,811,692	$ 77,354,653	$ 81,067,676
Future Supplemental	-	-	-	-	-	-	-
Cash Funding - CIP	-	-	-	-	-	-	-
Cash Funding- Equipment/Other	-	-	-	-	-	-	-
2% Increase Per Meet and Confer (FY27 and FY28) + 2% Step Increase	-	-	359,010	445,194	-	-	-
TOTAL EXPENDITURES	**$ 77,132,010**	**$ 70,290,651**	**$ 69,227,849**	**$ 71,554,724**	**$ 73,811,692**	**$ 77,354,653**	**$ 81,067,676**
Transfers-Out - TIRZ	$ 2,107,968	$ 2,107,969	$ 2,107,969	$ 2,107,969	$ 2,107,969	$ 2,107,969	$ 2,107,969
TOTAL TRANSFERS-OUT	**$ 2,107,968**	**$ 2,107,969**	**$ 2,107,969**	**$ 2,107,969**	**$ 2,107,969**	**$ 2,107,969**	**$ 2,107,969**
TOTAL EXPENDITURES & TRANSFERS-OUT	**$ 79,239,978**	**$ 72,398,620**	**$ 71,335,818**	**$ 73,662,693**	**$ 75,919,661**	**$ 79,462,622**	**$ 83,175,645**
REVENUE IN EXCESS OF REQUIREMENTS	**$ (638,063)**	**$ 3,042,667**	**$ 2,349,596**	**$ 2,813,499**	**$ 2,654,654**	**$ 1,711,544**	**$ 1,134,643**
ESTIMATED ENDING FUND BALANCE	**$ 18,606,196**	**$ 18,020,374**	**$ 20,369,970**	**$ 23,183,469**	**$ 25,838,124**	**$ 27,549,668**	**$ 28,684,310**
Required Minumum Fund Balance Per Policy (25% of Operating Expenses)	***$ 19,809,994***	***$ 18,099,655***	***$ 17,833,955***	***$ 18,415,673***	***$ 18,979,915***	***$ 19,865,656***	***$ 20,793,911***
$ Fund Balance in Excess of Minimum Required Per Policy	***$ (1,203,798)***	***$ (79,281)***	***$ 2,536,016***	***$ 4,767,796***	***$ 6,858,208***	***$ 7,684,012***	***$ 7,890,399***
% Fund Balance in Excess of Minimum Required Per Policy	***-6.08%***	***-0.44%***	***14.22%***	***25.89%***	***36.13%***	***38.68%***	***37.95%***

WATER UTILITY FUND

5-YEAR FINANCIAL FORECAST FISCAL YEARS 2027-2031

KEY ASSUMPTIONS - FINANCIAL FORECAST WATER UTILITY FUND REVENUES

	Year 1 FY 2027	Year 2 FY 2028	Year 3 FY 2029	Year 4 FY 2030	Year 5 FY 2031
Water Service Revenues	2.0%	2.0%	3.0%	4.0%	5.0%
Other Revenues	CYE/SL	0.0%	2.5%	3.0%	3.5%

KEY ASSUMPTIONS - FINANCIAL FORECAST WATER UTILITY FUND EXPENDITURES

	Year 1 FY 2027	Year 2 FY 2028	Year 3 FY 2029	Year 4 FY 2030	Year 5 FY 2031
Merit/COLA	0.0%	3.5%	3.5%	3.5%	3.5%
Medical Insurance	15.7%	10.0%	10.0%	10.0%	10.0%
TMRS Contribution	1.5%	1.5%	1.5%	1.5%	1.5%
Contractual	5.0%	5.0%	5.0%	5.0%	5.0%
Commodities	10.0%	10.0%	10.0%	10.0%	10.0%
Transfers - Out	FY 2026 Budget	0.0%	0.0%	0.0%	0.0%

5-YEAR FORECAST – WATER UTILITY FUND
(BEFORE) SUMMARY FY 2027 THROUGH 2031

	Approved Budget 2025-2026	Current Year Estimate 2025-2026	5-YEAR BUDGET FORECAST PERIOD YEAR 1 2026-2027	YEAR 2 2027-2028	YEAR 3 2028-2029	YEAR 4 2029-2030	YEAR 5 2030-2031
Beginning Fund Balance	$ 18,197,866	$ 18,197,866	$ 13,874,579	$ 5,151,278	$ (12,203,981)	$ (36,631,657)	$ (66,226,664)
REVENUE							
Water Sales	$ 26,823,975	$ 25,931,478	$ 26,428,601	$ 26,935,667	$ 27,738,303	$ 28,836,742	$ 22,870,202
Other Revenue	1,805,000	2,445,084	2,458,584	2,472,287	2,529,335	2,595,609	2,671,813
TOTAL REVENUES	**$ 28,628,975**	**$ 28,376,562**	**$ 28,887,185**	**$ 29,407,954**	**$ 30,267,638**	**$ 31,432,351**	**$ 25,542,015**
TOTAL ESTIMATED FUNDS AVAILABLE	**$ 46,826,841**	**$ 46,574,428**	**$ 42,761,764**	**$ 34,559,232**	**$ 18,063,657**	**$ (5,199,306)**	**$ (40,684,649)**
EXPENDITURES							
Operations & Maintenance	$ 28,722,585	$ 28,029,432	$ 32,940,069	$ 42,092,796	$ 50,024,897	$ 56,356,941	$ 65,305,833
Cash Funding - CIP	-	-	-	-	-	-	-
TOTAL EXPENDITURES	**$ 28,722,585**	**$ 28,029,432**	**$ 32,940,069**	**$ 42,092,796**	**$ 50,024,897**	**$ 56,356,941**	**$ 65,305,833**
Transfers-Out - General Fund	$ 2,090,555	$ 2,090,555	$ 2,090,555	$ 2,090,555	$ 2,090,555	$ 2,090,555	$ 2,090,555
Transfers-Out - Debt Service	2,209,859	2,209,859	2,209,859	2,209,859	2,209,859	2,209,859	2,209,859
Transfers-Out - Other	370,003	370,003	370,003	370,003	370,003	370,003	370,003
TOTAL TRANSFERS-OUT	**$ 4,670,417**	**$ 4,670,417**	**$ 4,670,417**	**$ 4,670,417**	**$ 4,670,417**	**$ 4,670,417**	**$ 4,670,417**
TOTAL EXPENDITURES & TRANSFERS-OUT	**$ 33,393,002**	**$ 32,699,849**	**$ 37,610,486**	**$ 46,763,213**	**$ 54,695,314**	**$ 61,027,358**	**$ 69,976,250**
REVENUE IN EXCESS OF REQUIREMENTS	**$ (4,764,027)**	**$ (4,323,287)**	**$ (8,723,301)**	**$ (17,355,259)**	**$ (24,427,676)**	**$ (29,595,007)**	**$ (44,434,235)**
ESTIMATED ENDING FUND BALANCE	**$ 13,433,839**	**$ 13,874,579**	**$ 5,151,278**	**$ (12,203,981)**	**$ (36,631,657)**	**$ (66,226,664)**	**$ (110,660,899)**
Required Minumum Fund Balance Per Policy (25% of Operating Expenses)	***$ 8,348,251***	***$ 8,174,962***	***$ 9,402,622***	***$ 11,690,803***	***$ 13,673,829***	***$ 15,256,840***	***$ 17,494,063***
$ Fund Balance in Excess of Minimum Required Per Policy	***$ 5,085,589***	***$ 5,699,617***	***$ (4,251,344)***	***$ (23,894,784)***	***$ (50,305,486)***	***$ (81,483,504)***	***$ (128,154,962)***
% Fund Balance in Excess of Minimum Required Per Policy	***60.92%***	***69.72%***	***-45.21%***	***-204.39%***	***-367.90%***	***-534.08%***	***-732.56%***

5-YEAR FORECAST – WATER UTILITY FUND
(AFTER) SUMMARY FY 2027 THROUGH 2031

	Approved Budget 2025-2026	Current Year Estimate 2025-2026	5-YEAR BUDGET FORECAST PERIOD YEAR 1 2026-2027	YEAR 2 2027-2028	YEAR 3 2028-2029	YEAR 4 2029-2030	YEAR 5 2030-2031
Beginning Fund Balance	$ 18,197,866	$ 18,197,866	$ 21,344,313	$ 23,956,417	$ 19,503,935	$ 9,419,370	$ (4,570,378)
REVENUE							
Water Sales	$ 26,823,975	$ 29,736,722	$ 33,214,952	$ 33,852,223	$ 34,860,960	$ 36,241,457	$ 38,053,530
Other Revenue	1,805,000	1,842,818	1,845,084	1,855,368	1,898,180	1,947,917	2,005,105
TOTAL REVENUES	**$ 28,628,975**	**$ 31,579,540**	**$ 35,060,036**	**$ 35,707,590**	**$ 36,759,140**	**$ 38,189,373**	**$ 40,058,635**
TOTAL ESTIMATED FUNDS AVAILABLE	**$ 46,826,841**	**$ 49,777,406**	**$ 56,404,349**	**$ 59,664,007**	**$ 56,263,076**	**$ 47,608,744**	**$ 35,488,256**
EXPENDITURES							
Operations & Maintenance	$ 28,722,585	$ 23,762,676	$ 27,755,490	$ 35,467,630	$ 42,151,264	$ 47,486,680	$ 53,497,442
Cash Funding - CIP	-	-	-	-	-	-	-
TOTAL EXPENDITURES	**$ 28,722,585**	**$ 23,762,676**	**$ 27,755,490**	**$ 35,467,630**	**$ 42,151,264**	**$ 47,486,680**	**$ 53,497,442**
Transfers-Out - General Fund	$ 2,090,555	$ 2,090,555	$ 2,090,555	$ 2,090,555	$ 2,090,555	$ 2,090,555	$ 2,090,555
Transfers-Out - Debt Service	2,209,859	2,209,859	2,209,859	2,209,859	2,209,859	2,209,859	2,209,859
Transfers-Out - Other	370,003	370,003	392,028	392,028	392,028	392,028	392,028
TOTAL TRANSFERS-OUT	**$ 4,670,417**	**$ 4,670,417**	**$ 4,692,442**	**$ 4,692,442**	**$ 4,692,442**	**$ 4,692,442**	**$ 4,692,442**
TOTAL EXPENDITURES & TRANSFERS-OUT	**$ 33,393,002**	**$ 28,433,093**	**$ 32,447,932**	**$ 40,160,072**	**$ 46,843,706**	**$ 52,179,122**	**$ 58,189,884**
REVENUE IN EXCESS OF REQUIREMENTS	**$ (4,764,027)**	**$ 3,146,447**	**$ 2,612,104**	**$ (4,452,482)**	**$ (10,084,565)**	**$ (13,989,748)**	**$ (18,131,249)**
ESTIMATED ENDING FUND BALANCE	**$ 13,433,839**	**$ 21,344,313**	**$ 23,956,417**	**$ 19,503,935**	**$ 9,419,370**	**$ (4,570,378)**	**$ (22,701,627)**
Required Minumum Fund Balance Per Policy (25% of Operating Expenses)	***$ 8,348,251***	***$ 7,108,273***	***$ 8,111,983***	***$ 10,040,018***	***$ 11,710,926***	***$ 13,044,780***	***$ 14,547,471***
$ Fund Balance in Excess of Minimum Required Per Policy	***$ 5,085,589***	***$ 14,236,040***	***$ 15,844,434***	***$ 9,463,917***	***$ (2,291,556)***	***$ (17,615,159)***	***$ (37,249,098)***
% Fund Balance in Excess of Minimum Required Per Policy	***60.92%***	***200.27%***	***195.32%***	***94.26%***	***-19.57%***	***-135.04%***	***-256.05%***

WASTEWATER UTILITY FUND

5-YEAR FINANCIAL FORECAST FISCAL YEARS 2027-2031

KEY ASSUMPTIONS - FINANCIAL FORECAST WASTEWATER UTILITY FUND REVENUES

	Year 1 FY 2027	Year 2 FY 2028	Year 3 FY 2029	Year 4 FY 2030	Year 5 FY 2031
Wastewater Service Revenues	2.0%	2.0%	3.0%	4.0%	5.0%
Other Revenues	CYE/SL	0.0%	2.5%	3.0%	3.5%

KEY ASSUMPTIONS - FINANCIAL FORECAST WASTEWATER UTILITY FUND EXPENDITURES

	Year 1 FY 2027	Year 2 FY 2028	Year 3 FY 2029	Year 4 FY 2030	Year 5 FY 2031
Merit/COLA	0.0%	3.5%	3.5%	3.5%	3.5%
Medical Insurance	15.7%	10.0%	10.0%	10.0%	10.0%
TMRS Contribution	1.5%	1.5%	1.5%	1.5%	1.5%
Contractual	5.0%	5.0%	5.0%	5.0%	5.0%
Commodities	10.0%	10.0%	10.0%	10.0%	10.0%
Transfers – Out	FY 2026 Budget	0.0%	0.0%	0.0%	0.0%

5-YEAR FORECAST – WASTEWATER UTILITY FUND (BEFORE)

SUMMARY FY 2027 THROUGH 2031

	Approved Budget 2025-2026	Current Year Estimate 2025-2026	5-YEAR BUDGET FORECAST PERIOD YEAR 1 2026-2027	YEAR 2 2027-2028	YEAR 3 2028-2029	YEAR 4 2029-2030	YEAR 5 2030-2031
Beginning Fund Balance	$ 18,892,948	$ 18,892,948	$ 22,530,424	$ 18,117,081	$ 6,056,012	$ (10,148,778)	$ (26,010,268)
REVENUE							
Wastewater Service Charges	$ 15,088,836	$ 14,474,532	$ 14,753,506	$ 15,038,059	$ 15,485,699	$ 16,098,698	$ 16,894,112
Other Revenue	755,000	1,240,951	1,248,451	1,256,064	1,284,892	1,318,187	1,356,286
TOTAL REVENUES	**$ 15,843,836**	**$ 15,715,483**	**$ 16,001,957**	**$ 16,294,123**	**$ 16,770,591**	**$ 17,416,885**	**$ 18,250,398**
TOTAL ESTIMATED FUNDS AVAILABLE	**$ 34,736,784**	**$ 34,608,431**	**$ 38,532,381**	**$ 34,411,204**	**$ 22,826,603**	**$ 7,268,107**	**$ (7,759,870)**
EXPENDITURES							
Operations & Maintenance	$ 11,256,248	$ 9,440,147	$ 9,774,940	$ 10,063,957	$ 10,387,854	$ 10,395,807	$ 10,702,424
Cash Funding - CIP	-	-	-	-	-	-	-
Debt Service- New Estimated Principal and Interest	-	-	8,002,500	15,653,375	19,949,667	20,244,708	21,348,083
TOTAL EXPENDITURES	**$ 11,256,248**	**$ 9,440,147**	**$ 17,777,440**	**$ 25,717,332**	**$ 30,337,521**	**$ 30,640,515**	**$ 32,050,507**
Transfers-Out - General Fund	$ 1,175,787	$ 1,175,787	$ 1,175,787	$ 1,175,787	$ 1,175,787	$ 1,175,787	$ 1,175,787
Transfers-Out - Debt Service	1,404,359	1,404,359	1,404,359	1,404,359	1,404,359	1,404,359	1,404,359
Transfers-Out - Other	57,714	57,714	57,714	57,714	57,714	57,714	57,714
TOTAL TRANSFERS-OUT	**$ 2,637,860**	**$ 2,637,860**	**$ 2,637,860**	**$ 2,637,860**	**$ 2,637,860**	**$ 2,637,860**	**$ 2,637,860**
TOTAL EXPENDITURES & TRANSFERS-OUT	**$ 13,894,108**	**$ 12,078,007**	**$ 20,415,300**	**$ 28,355,192**	**$ 32,975,381**	**$ 33,278,375**	**$ 34,688,367**
REVENUE IN EXCESS OF REQUIREMENTS	**$ 1,949,728**	**$ 3,637,476**	**$ (4,413,343)**	**$ (12,061,069)**	**$ (16,204,790)**	**$ (15,861,490)**	**$ (16,437,969)**
ESTIMATED ENDING FUND BALANCE	**$ 20,842,676**	**$ 22,530,424**	**$ 18,117,081**	**$ 6,056,012**	**$ (10,148,778)**	**$ (26,010,268)**	**$ (42,448,237)**
Required Minumum Fund Balance Per Policy (25% of Operating Expenses)	***$ 3,473,527***	***$ 3,019,502***	***$ 5,103,825***	***$ 7,088,798***	***$ 8,243,845***	***$ 8,319,594***	***$ 8,672,092***
$ Fund Balance in Excess of Minimum Required Per Policy	***$ 17,369,149***	***$ 19,510,922***	***$ 13,013,256***	***$ (1,032,786)***	***$ (18,392,623)***	***$ (34,329,862)***	***$ (51,120,329)***
% Fund Balance in Excess of Minimum Required Per Policy	***500.04%***	***646.16%***	***254.97%***	***-14.57%***	***-223.11%***	***-412.64%***	***-589.48%***

5-YEAR FORECAST – WASTEWATER UTILITY FUND (AFTER)

SUMMARY FY 2027 THROUGH 2031

	Approved Budget 2025-2026	Current Year Estimate 2025-2026	5-YEAR BUDGET FORECAST PERIOD YEAR 1 2026-2027	YEAR 2 2027-2028	YEAR 3 2028-2029	YEAR 4 2029-2030	YEAR 5 2030-2031
Beginning Fund Balance	$ 18,892,948	$ 18,892,948	$ 25,622,718	$ 22,857,434	$ 12,479,983	$ (1,989,381)	$ (16,048,852)
REVENUE							
Wastewater Service Charges	$ 15,088,836	$ 17,096,739	$ 16,474,945	$ 16,792,700	$ 17,292,570	$ 17,977,094	$ 18,865,317
Other Revenue	755,000	1,059,896	1,059,896	1,066,359	1,090,833	1,119,100	1,151,445
TOTAL REVENUES	**$ 15,843,836**	**$ 18,156,635**	**$ 17,534,841**	**$ 17,859,059**	**$ 18,383,404**	**$ 19,096,194**	**$ 20,016,761**
TOTAL ESTIMATED FUNDS AVAILABLE	**$ 34,736,784**	**$ 37,049,583**	**$ 43,157,559**	**$ 40,716,493**	**$ 30,863,387**	**$ 17,106,813**	**$ 3,967,909**
EXPENDITURES							
Operations & Maintenance	$ 11,256,248	$ 8,789,005	$ 9,656,310	$ 9,941,819	$ 10,261,786	$ 10,269,642	$ 10,572,538
Cash Funding - CIP	-	-	-	-	-	-	-
Debt Service- New Estimated Principal and Interest	-	-	8,002,500	15,653,375	19,949,667	20,244,708	21,348,083
TOTAL EXPENDITURES	**$ 11,256,248**	**$ 8,789,005**	**$ 17,658,810**	**$ 25,595,194**	**$ 30,211,453**	**$ 30,514,350**	**$ 31,920,621**
Transfers-Out - General Fund	$ 1,175,787	$ 1,175,787	$ 1,175,787	$ 1,175,787	$ 1,175,787	$ 1,175,787	$ 1,175,787
Transfers-Out - Debt Service	1,404,359	1,404,359	1,404,359	1,404,359	1,404,359	1,404,359	1,404,359
Transfers-Out - Other	57,714	57,714	61,169	61,169	61,169	61,169	61,169
TOTAL TRANSFERS-OUT	**$ 2,637,860**	**$ 2,637,860**	**$ 2,641,315**	**$ 2,641,315**	**$ 2,641,315**	**$ 2,641,315**	**$ 2,641,315**
TOTAL EXPENDITURES & TRANSFERS-OUT	**$ 13,894,108**	**$ 11,426,865**	**$ 20,300,125**	**$ 28,236,509**	**$ 32,852,768**	**$ 33,155,665**	**$ 34,561,936**
REVENUE IN EXCESS OF REQUIREMENTS	**$ 1,949,728**	**$ 6,729,770**	**$ (2,765,284)**	**$ (10,377,451)**	**$ (14,469,364)**	**$ (14,059,471)**	**$ (14,545,174)**
ESTIMATED ENDING FUND BALANCE	**$ 20,842,676**	**$ 25,622,718**	**$ 22,857,434**	**$ 12,479,983**	**$ (1,989,381)**	**$ (16,048,852)**	**$ (30,594,027)**
Required Minumum Fund Balance Per Policy (25% of Operating Expenses)	***$ 3,473,527***	***$ 2,856,716***	***$ 5,075,031***	***$ 7,059,127***	***$ 8,213,192***	***$ 8,288,916***	***$ 8,640,484***
$ Fund Balance in Excess of Minimum Required Per Policy	***$ 17,369,149***	***$ 22,766,002***	***$ 17,782,403***	***$ 5,420,856***	***$ (10,202,573)***	***$ (24,337,768)***	***$ (39,234,510)***
% Fund Balance in Excess of Minimum Required Per Policy	***500.04%***	***796.93%***	***350.39%***	***76.79%***	***-124.22%***	***-293.62%***	***-454.08%***

STORM DRAINAGE UTILITY FUND

5-YEAR FINANCIAL FORECAST FISCAL YEARS 2027-2031

KEY ASSUMPTIONS - FINANCIAL FORECAST STORM DRAINAGE UTILITY FUND REVENUES

	Year 1 FY 2027	Year 2 FY 2028	Year 3 FY 2029	Year 4 FY 2030	Year 5 FY 2031
Storm Drainage Fees - Residential	2.0%	2.0%	3.0%	4.0%	5.0%
Storm Drainage Fees- Commercial	2.0%	2.0%	3.0%	4.0%	5.0%

KEY ASSUMPTIONS - FINANCIAL FORECAST STORM DRAINAGE UTILITY FUND EXPENDITURES

	Year 1 FY 2027	Year 2 FY 2028	Year 3 FY 2029	Year 4 FY 2030	Year 5 FY 2031
Merit/COLA	0.0%	3.5%	3.5%	3.5%	3.5%
Medical Insurance	15.7%	10.0%	10.0%	10.0%	10.0%
TMRS Contribution	1.5%	1.5%	1.5%	1.5%	1.5%
Contractual	5.0%	5.0%	5.0%	5.0%	5.0%
Commodities	10.0%	10.0%	10.0%	10.0%	10.0%
Transfers - Out	FY2026 Budget	0.0%	0.0%	0.0%	0.0%

5-YEAR FORECAST – STORM DRAINAGE UTILITY FUND (BEFORE)

SUMMARY FY 2027 THROUGH 2031

	Approved Budget 2025-2026	Current Year Estimate 2025-2026	5-YEAR BUDGET FORECAST PERIOD YEAR 1 2026-2027	YEAR 2 2027-2028	YEAR 3 2028-2029	YEAR 4 2029-2030	YEAR 5 2030-2031
Beginning Fund Balance	$ 1,714,526	$ 1,714,526	$ 895,020	$ (9,678)	$ (1,962,827)	$ (4,375,431)	$ (6,966,149)
REVENUE							
Drainage Fees	$ 2,073,701	$ 1,802,984	$ 1,839,045	$ 1,875,827	$ 1,932,103	$ 2,009,388	$ 2,109,858
Other Revenue	67,104	67,248	67,844	68,449	69,956	71,638	73,507
TOTAL REVENUES	**$ 2,140,805**	**$ 1,870,232**	**$ 1,906,889**	**$ 1,944,276**	**$ 2,002,059**	**$ 2,081,026**	**$ 2,183,365**
TOTAL ESTIMATED FUNDS AVAILABLE	**$ 3,855,331**	**$ 3,584,758**	**$ 2,801,909**	**$ 1,934,598**	**$ 39,232**	**$ (2,294,405)**	**$ (4,782,784)**
EXPENDITURES							
Operations & Maintenance	$ 2,772,627	$ 2,449,985	$ 2,555,667	$ 2,711,922	$ 2,881,577	$ 3,065,908	$ 3,264,577
Debt Service- New Estimated Principal and Interest	-	-	16,167	945,750	1,293,333	1,366,083	2,004,667
TOTAL EXPENDITURES	**$ 2,772,627**	**$ 2,449,985**	**$ 2,571,834**	**$ 3,657,672**	**$ 4,174,910**	**$ 4,431,991**	**$ 5,269,244**
Transfers-Out	$ 239,753	$ 239,753	$ 239,753	$ 239,753	$ 239,753	$ 239,753	$ 239,753
TOTAL TRANSFERS-OUT	**$ 239,753**	**$ 239,753**	**$ 239,753**	**$ 239,753**	**$ 239,753**	**$ 239,753**	**$ 239,753**
TOTAL EXPENDITURES & TRANSFERS	**$ 3,012,380**	**$ 2,689,738**	**$ 2,811,587**	**$ 3,897,425**	**$ 4,414,663**	**$ 4,671,744**	**$ 5,508,997**
REVENUE IN EXCESS OF REQUIREMENTS	**$ (871,575)**	**$ (819,506)**	**$ (904,698)**	**$ (1,953,149)**	**$ (2,412,604)**	**$ (2,590,718)**	**$ (3,325,632)**
ESTIMATED ENDING FUND BALANCE	**$ 842,951**	**$ 895,020**	**$ (9,678)**	**$ (1,962,827)**	**$ (4,375,431)**	**$ (6,966,149)**	**$ (10,291,781)**
Required Minumum Fund Balance Per Policy (25% of Operating Expenses)	***$ 753,095***	***$ 672,435***	***$ 702,897***	***$ 974,356***	***$ 1,103,666***	***$ 1,167,936***	***$ 1,377,249***
$ Fund Balance in Excess of Minimum Required Per Policy	***$ 89,856***	***$ 222,586***	***$ (712,575)***	***$ (2,937,183)***	***$ (5,479,097)***	***$ (8,134,085)***	***$ (11,669,030)***
% Fund Balance in Excess of Minimum Required Per Policy	***11.93%***	***33.10%***	***-101.38%***	***-301.45%***	***-496.45%***	***-696.45%***	***-847.27%***

5-YEAR FORECAST – STORM DRAINAGE UTILITY FUND (AFTER)

SUMMARY FY 2027 THROUGH 2031

	Approved Budget 2025-2026	Current Year Estimate 2025-2026	5-YEAR BUDGET FORECAST PERIOD YEAR 1 2026-2027	YEAR 2 2027-2028	YEAR 3 2028-2029	YEAR 4 2029-2030	YEAR 5 2030-2031
Beginning Fund Balance	$ 1,714,526	$ 1,714,526	$ 1,078,803	$ 1,524,811	$ 990,693	$ 74,355	$ (932,888)
REVENUE							
Drainage Fees	$ 2,073,701	$ 2,151,703	$ 2,216,254	$ 2,260,580	$ 2,328,399	$ 2,421,536	$ 2,542,614
Other Revenue	67,104	43,700	43,700	44,090	45,060	46,144	47,348
TOTAL REVENUES	**$ 2,140,805**	**$ 2,195,403**	**$ 2,259,954**	**$ 2,304,670**	**$ 2,373,460**	**$ 2,467,680**	**$ 2,589,961**
TOTAL ESTIMATED FUNDS AVAILABLE	**$ 3,855,331**	**$ 3,909,929**	**$ 3,338,757**	**$ 3,829,481**	**$ 3,364,153**	**$ 2,542,035**	**$ 1,657,073**
EXPENDITURES							
Operations & Maintenance	$ 2,772,627	$ 2,591,373	$ 1,558,026	$ 1,653,285	$ 1,756,712	$ 1,869,087	$ 1,990,203
Debt Service- New Estimated Principal and Interest	-	-	16,167	945,750	1,293,333	1,366,083	2,004,667
TOTAL EXPENDITURES	**$ 2,772,627**	**$ 2,591,373**	**$ 1,574,193**	**$ 2,599,035**	**$ 3,050,045**	**$ 3,235,170**	**$ 3,994,870**
Transfers-Out	$ 239,753	$ 239,753	$ 239,753	$ 239,753	$ 239,753	$ 239,753	$ 239,753
TOTAL TRANSFERS-OUT	**$ 239,753**	**$ 239,753**	**$ 239,753**	**$ 239,753**	**$ 239,753**	**$ 239,753**	**$ 239,753**
TOTAL EXPENDITURES & TRANSFERS	**$ 3,012,380**	**$ 2,831,126**	**$ 1,813,946**	**$ 2,838,788**	**$ 3,289,798**	**$ 3,474,923**	**$ 4,234,623**
REVENUE IN EXCESS OF REQUIREMENTS	**$ (871,575)**	**$ (635,723)**	**$ 446,008**	**$ (534,118)**	**$ (916,339)**	**$ (1,007,243)**	**$ (1,644,661)**
ESTIMATED ENDING FUND BALANCE	**$ 842,951**	**$ 1,078,803**	**$ 1,524,811**	**$ 990,693**	**$ 74,355**	**$ (932,888)**	**$ (2,577,550)**
Required Minumum Fund Balance Per Policy (25% of Operating Expenses)	***$ 753,095***	***$ 707,782***	***$ 453,487***	***$ 709,697***	***$ 822,450***	***$ 868,731***	***$ 1,058,656***
$ Fund Balance in Excess of Minimum Required Per Policy	***$ 89,856***	***$ 371,022***	***$ 1,071,325***	***$ 280,997***	***$ (748,095)***	***$ (1,801,619)***	***$ (3,636,205)***
% Fund Balance in Excess of Minimum Required Per Policy	***11.93%***	***52.42%***	***236.24%***	***39.59%***	***-90.96%***	***-207.39%***	***-343.47%***

PROPOSED BUDGET
FISCAL YEAR 2026-27

City Council Meeting: August 1, 2026

Presented by: Andy Alejandro, Interim Deputy Finance Director
Holly R. Holt-Torres, Assistant Finance Director

ALL CITY FUNDS

PROPOSED BUDGET FY 2026-27: $416,966,023

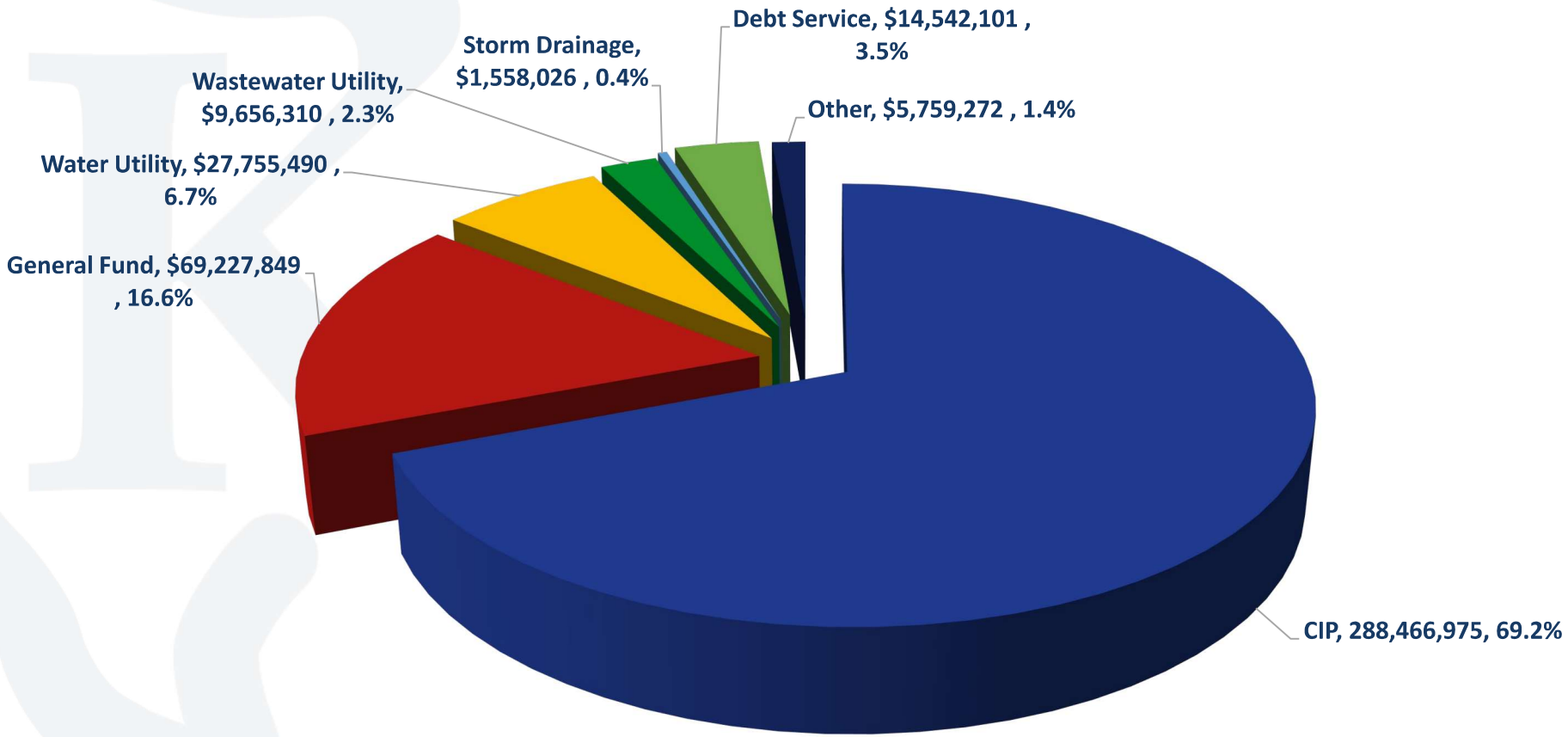

GENERAL FUND

PROPOSED BUDGET SUMMARY & HIGHLIGHTS

SUMMARY - GENERAL FUND
PROPOSED BUDGET FY 2026-27

Balanced proposed budget for FY 2026-27

- **$ 73.7 million total revenues and transfers-in**
- **$ 71.3 million total expenditures and transfers-out**
- **$ 20.4 million in estimated ending fund balance**
  - Estimated fund balance exceeds required minimum by $2.5 million
- **No new positions proposed**

REVENUE & TRANSFERS-IN GENERAL FUND

PROPOSED BUDGET FY 2026-27: $73,685,414

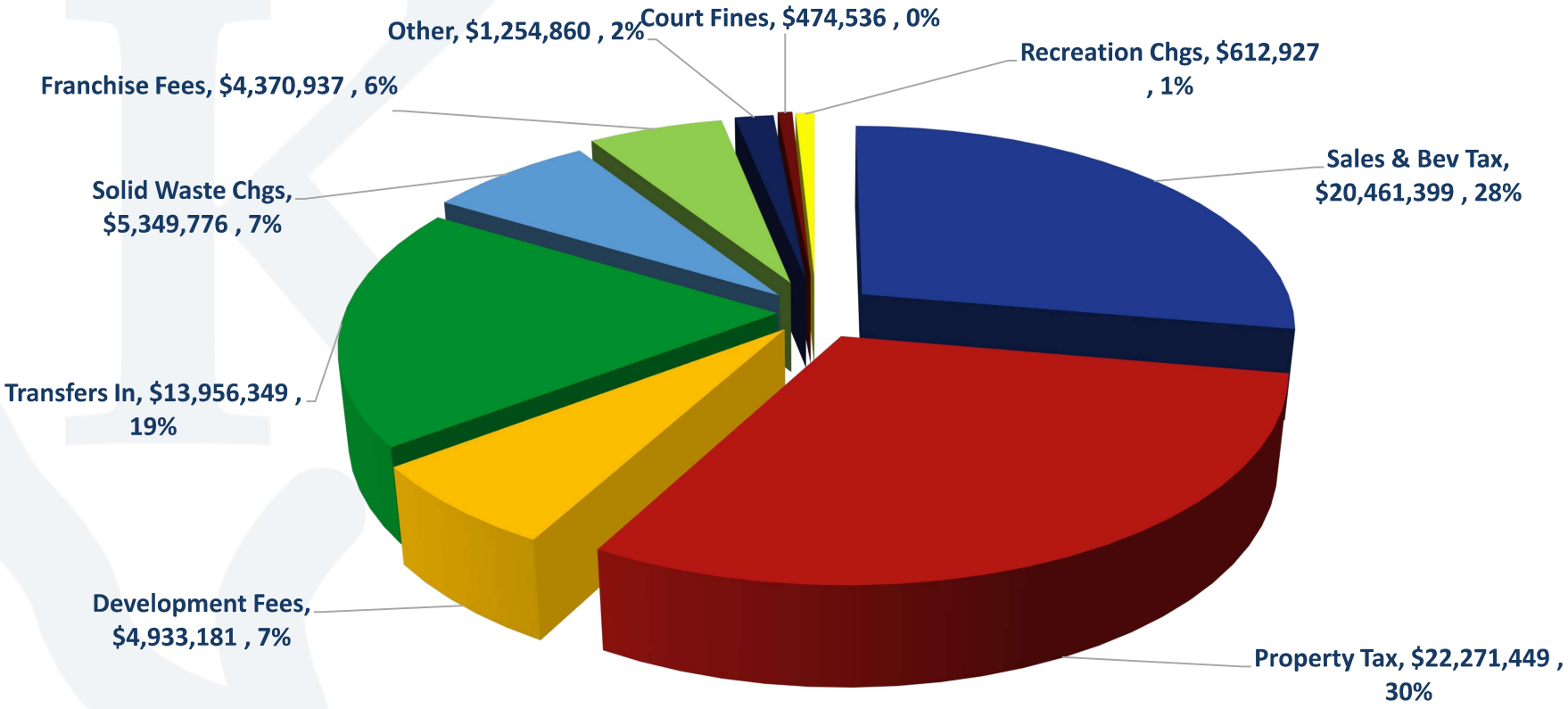

EXPENDITURES & TRANSFERS-OUT GENERAL FUND

PROPOSED BUDGET FY 2026-27: $71,335,817

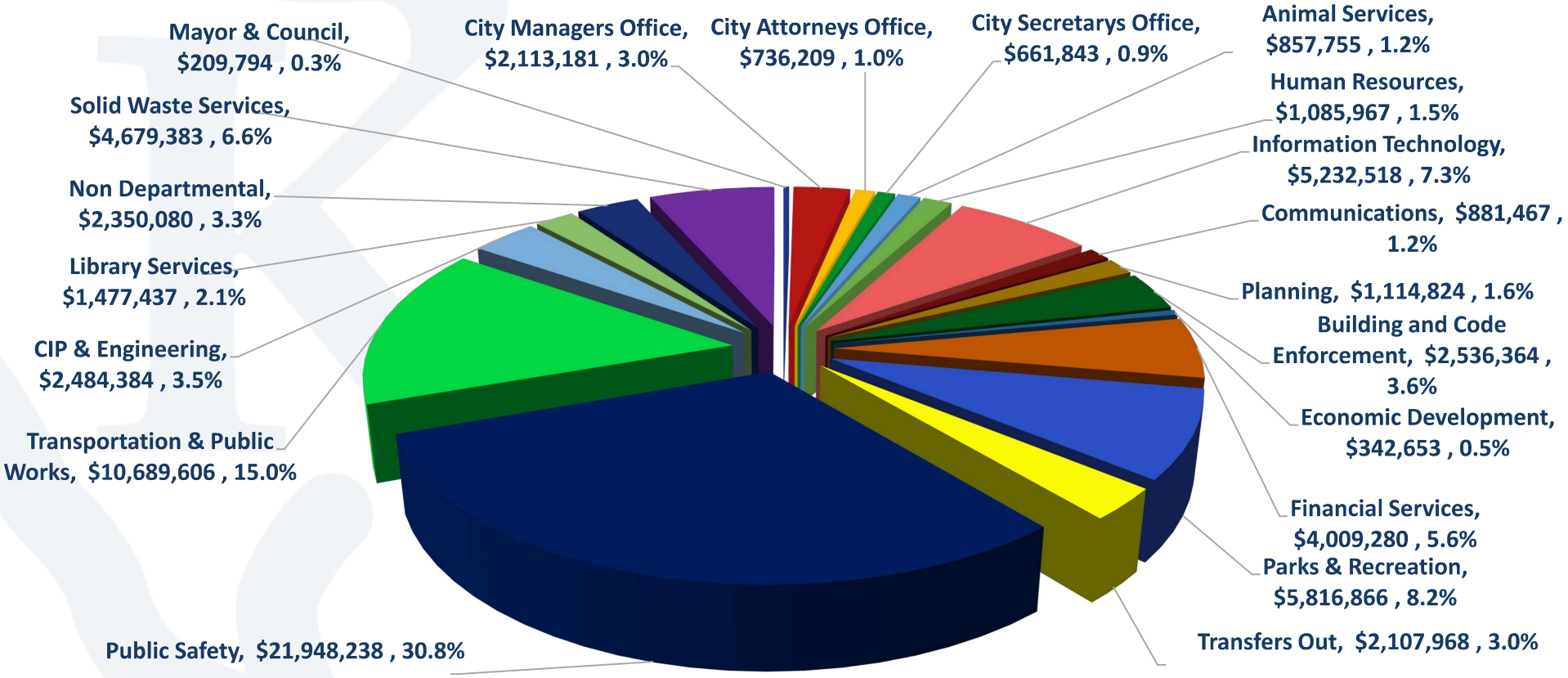

FUND SUMMARY - GENERAL FUND

PROPOSED BUDGET FY 2026-27 – LEVEL 1

		Actual 2023-24	Actual 2024-25	Approved Budget 2025-26	Year to Date w/Encumbrance 5/31/2026	Current Year Estimate 2025-26	ICM Proposed Budget 2026-27	Proposed $ Increase (Decrease) From FY 2025-26 Approved Budget	Proposed % Increase (Decrease) From FY 2025-26 Approved Budget
	BEGINNING FUND BALANCE	$ 34,218,420	$ 25,832,912	$ 19,244,259	$ 14,977,707	$ 14,977,707	$ 18,020,374		
	REVENUE								
1	Property Taxes	$ 17,787,140	$ 19,945,823	$ 21,669,253	$ 22,271,449	$ 22,554,610	$ 22,271,449	$ 602,197	2.78%
2	Sales Taxes	18,045,781	19,353,934	21,946,333	13,694,789	20,282,300	20,282,300	(1,664,033)	-7.58%
3	Other Taxes	282,706	290,571	258,183	221,154	179,099	179,099	(79,084)	-30.63%
4	Gross Receipts & Franchise Fees	3,708,497	3,911,684	4,042,089	3,073,740	4,569,269	4,370,937	328,848	8.14%
5	Charges for Services	5,000,012	5,280,152	5,321,123	3,627,826	5,448,491	5,349,776	28,654	0.54%
6	Fines and Forfeitures	407,840	515,848	503,000	303,811	474,536	474,536	(28,464)	-5.66%
7	Licenses, Fees and Permits	17,634	24,598	13,000	7,888	19,790	19,790	6,790	52.23%
8	Library Revenue	63,278	55,630	51,500	40,440	56,058	56,058	4,558	8.85%
9	Special Events	51,459	25,845	-	38,082	-	-	-	0.00%
10	Police Department Revenue	17,892	20,179	16,900	14,548	24,392	24,392	7,492	44.33%
11	Interest and Other	6,803,010	6,556,139	2,322,700	634,525	1,151,119	1,151,119	(1,171,581)	-50.44%
12	PID Administration Fee	3,401	3,355	3,500	710	3,500	3,500	-	0.00%
13	Construction Inspection	6,511,552	4,814,248	5,636,002	2,527,191	4,144,076	4,144,076	(1,491,926)	-26.47%
14	Land Use Planning & Review	1,497,358	1,814,553	1,362,334	600,621	789,105	789,105	(573,229)	-42.08%
15	Recreation Programs	301,364	350,971	324,000	271,756	612,927	612,927	288,927	89.18%
	TOTAL REVENUE	$ 60,498,927	$ 62,963,529	$ 63,469,916	$ 47,328,530	$ 60,309,272	$ 59,729,065	$ (3,740,852)	-5.89%
16	Transfer In:	$ 2,136,313	$ 9,884,444	$ 15,131,999	$ 7,566,000	$ 15,132,015	$ 13,956,349	$ (1,175,649)	-7.77%
	TOTAL REVENUE AND TRANSFERS IN:	$ 62,635,240	$ 72,847,974	$ 78,601,915	$ 54,894,530	$ 75,441,287	$ 73,685,414	$ (4,916,501)	-6.25%

FUND SUMMARY - GENERAL FUND

PROPOSED BUDGET FY 2026-27 – LEVEL 1

		Actual 2023-24	Actual 2024-25	Approved Budget 2025-26	Year to Date w/Encumbrance 5/31/2026	Current Year Estimate 2025-26	ICM Proposed Budget 2026-27	Proposed $ Increase (Decrease) From FY 2025-26 Approved Budget	Proposed % Increase (Decrease) From FY 2025-26 Approved Budget
	BEGINNING FUND BALANCE	$ 34,218,420	$ 25,832,912	$ 19,244,259	$ 14,977,707	$ 14,977,707	$ 18,020,374		
	EXPENDITURES								
	Mayor and Council								
1	Mayor	$ 57,276	$ 42,313	$ 33,292	$ 16,674	$ 27,968	$ 33,292	$ -	0.00%
2	Council District 1	43,958	28,308	29,417	11,805	20,954	29,417	-	0.00%
3	Council District 2	44,212	24,910	29,417	13,716	21,790	29,417	-	0.00%
4	Council District 3	24,672	20,046	29,417	15,479	23,638	29,417	-	0.00%
5	Council District 4	32,740	23,849	29,417	15,094	23,718	29,417	-	0.00%
6	Council District 5	32,225	25,302	29,417	12,528	20,722	29,417	-	0.00%
7	Council District 6	24,058	21,495	29,417	11,340	19,413	29,417	-	0.00%
	Total Mayor and Council:	$ 259,141	$ 186,222	$ 209,794	$ 96,636	$ 158,203	$ 209,794	$ -	0.00%
8	City Attorney's Office	$ 196,817	$ 575,224	$ 653,331	$ 405,881	$ 740,732	$ 736,209	$ 82,878	12.69%
9	City Manager's Office	1,573,079	1,596,073	1,996,558	1,207,200	1,581,174	2,113,181	116,623	5.84%
10	Animal Services	-	3,250	1,035,521	751,089	946,453	857,755	(177,766)	-17.17%
11	Administration	440,726	515,677	-	198,021	-	-	-	0.00%
12	Human Resources	924,838	964,613	1,337,271	693,457	970,102	1,085,967	(251,304)	-18.79%
13	Chief of Staff	-	1,704	-	-	-	-	-	0.00%
14	City Secretary's Office	525,475	608,903	726,678	673,340	744,035	661,843	(64,834)	-8.92%
15	Communications	755,912	1,085,482	1,299,569	850,304	1,098,081	881,467	(418,103)	-32.17%
16	Information Technology Services	1,436,091	4,847,785	5,748,613	4,409,092	5,944,804	5,232,518	(516,095)	-8.98%
17	Building and Code Enforcement	4,397,673	3,357,499	3,296,452	1,704,968	2,430,172	2,536,364	(760,089)	-23.06%
18	Planning Division	1,143,301	892,114	1,438,959	1,130,655	1,175,855	1,114,824	(324,135)	-22.53%
19	Economic Development	575,363	567,425	837,715	380,899	459,725	342,653	(495,062)	-59.10%
20	Financial Services Department	2,272,240	3,121,906	4,349,467	2,717,164	4,015,038	4,009,280	(340,188)	-7.82%
21	Parks and Recreation:	4,878,889	8,554,776	7,355,919	4,875,067	6,915,668	5,816,866	(1,539,052)	-20.92%
22	Library Services	1,178,777	1,669,606	1,702,806	1,196,383	1,568,786	1,477,437	(225,369)	-13.24%
23	Kyle Police Department:	17,550,473	21,259,562	20,320,039	14,381,250	21,565,572	21,948,238	1,628,199	8.01%
24	Council Initiated Programs	582,517	1,032,902	-	16,475	-	-	-	0.00%
25	Transportation & Public Works	8,255,821	8,458,424	13,293,410	8,044,906	11,331,411	10,689,606	(2,603,804)	-19.59%
26	CIP & Engineering	601,411	949,991	3,892,030	1,747,786	2,430,576	2,484,384	(1,407,646)	-36.17%
27	Solid Waste Services (Contract)	4,252,341	4,552,277	4,565,251	2,726,644	4,089,966	4,679,383	114,131	2.50%
	Departmental Total:	$ 51,800,883	$ 64,801,414	$ 74,059,382	$ 48,207,218	$ 68,166,353	$ 66,877,768	$ (7,181,614)	-9.70%
28	Non Departmental	$ 1,528,290	$ 2,425,155	$ 1,492,628	$ 765,272	$ 805,083	$ 770,082	$ (722,546)	-48.41%
29	Economic Incentive Program	1,923,380	1,232,136	1,580,000	501,555	1,319,215	1,580,000	-	0.00%
	TOTAL EXPENDITURES:	$ 55,252,553	$ 68,458,705	$ 77,132,009	$ 49,474,045	$ 70,290,651	$ 69,227,849	$ (7,904,160)	-10.25%
	TOTAL TRANSFERS OUT:	$ 15,768,195	$ 15,244,472	$ 2,107,968	$ 1,053,984	$ 2,107,969	$ 2,107,968	$ -	0.00%
	TOTAL EXPENDITURES & TRANSFERS OUT	$ 71,020,748	$ 83,703,177	$ 79,239,977	$ 50,528,129	$ 72,398,620	$ 71,335,817	$ (7,904,160)	-9.97%

FUND SUMMARY - GENERAL FUND

PROPOSED BUDGET FY 2026-27 – LEVEL 1

	Actual 2023-24	Actual 2024-25	Approved Budget 2025-26	Year to Date w/Encumbrance 5/31/2026	Current Year Estimate 2025-26	ICM Proposed Budget 2026-27	Proposed $ Increase (Decrease) From FY 2025-26 Approved Budget	Proposed % Increase (Decrease) From FY 2025-26 Approved Budget
BEGINNING FUND BALANCE	$ 34,218,420	$ 25,832,912	$ 19,244,259	$ 14,977,707	$ 14,977,707	$ 18,020,374		
TOTAL REVENUE AND TRANSFERS IN:	$ 62,635,240	$ 72,847,974	$ 78,601,915	$ 54,894,530	$ 75,441,287	$ 73,685,414	$ (4,916,501)	-6.25%
TOTAL EXPENDITURES & TRANSFERS OUT	$ 71,020,748	$ 83,703,177	$ 79,239,977	$ 50,528,129	$ 72,398,620	$ 71,335,817	$ (7,904,160)	-9.97%
TOTAL REVENUE & TRANSFERS-IN IN EXCESS (DEFICIT) OVER EXPENDITURES	$ (8,385,508)	$ (10,855,204)	$ (638,063)	$ 4,366,401	$ 3,042,667	$ 2,349,597		
ESTIMATED ENDING FUND BALANCE	**$ 25,832,912**	**$ 14,977,707**	**$ 18,606,197**	**$ 19,344,108**	**$ 18,020,374**	**$ 20,369,971**		

PROPERTY TAX RATES

STATISTICS & HIGHLIGHTS

CURRENT PROPERTY TAX RATES IN KYLE $2.44667

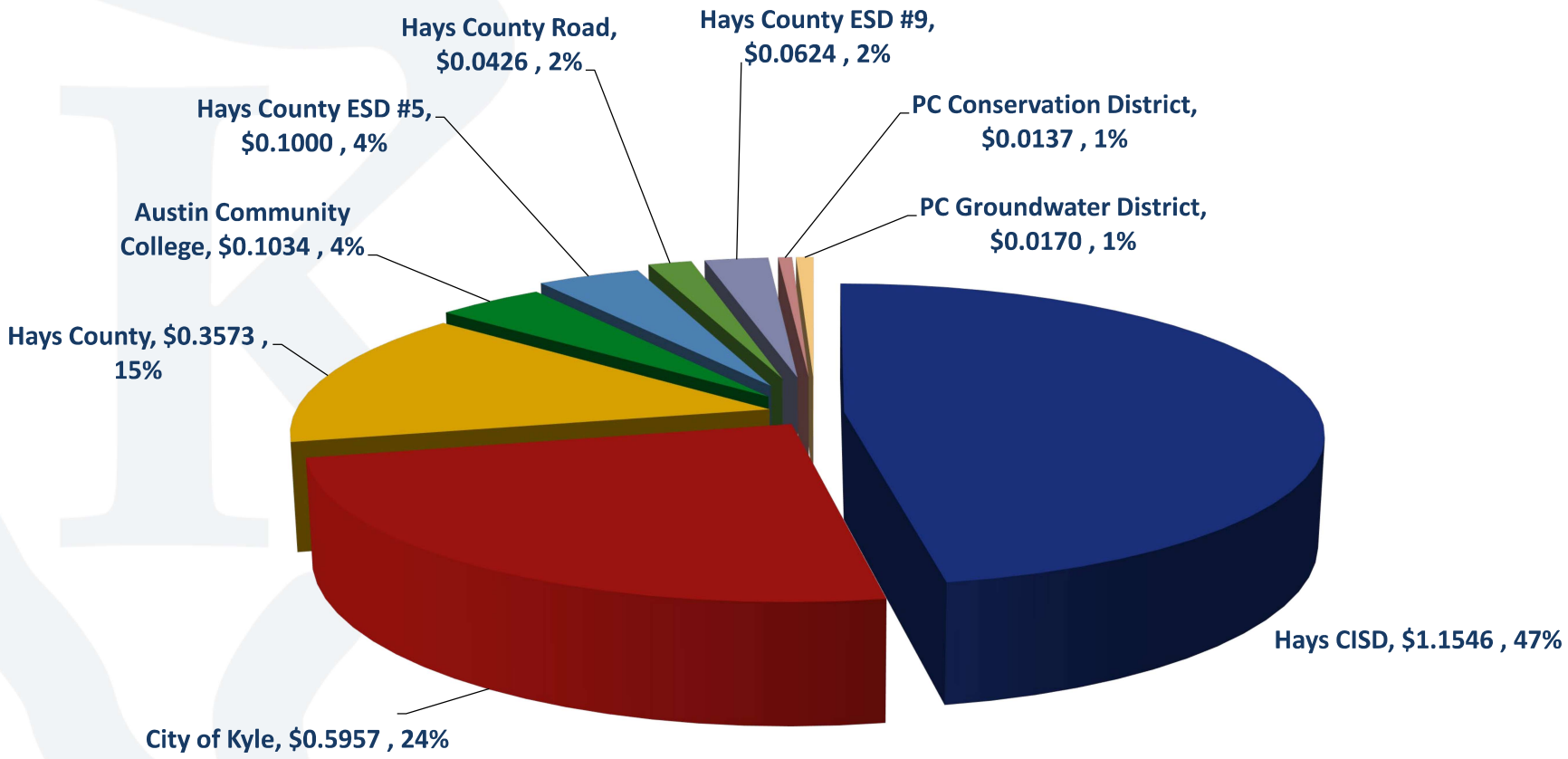

PROPERTY TAX RATE HISTORY
FISCAL YEARS 1990 – 2026

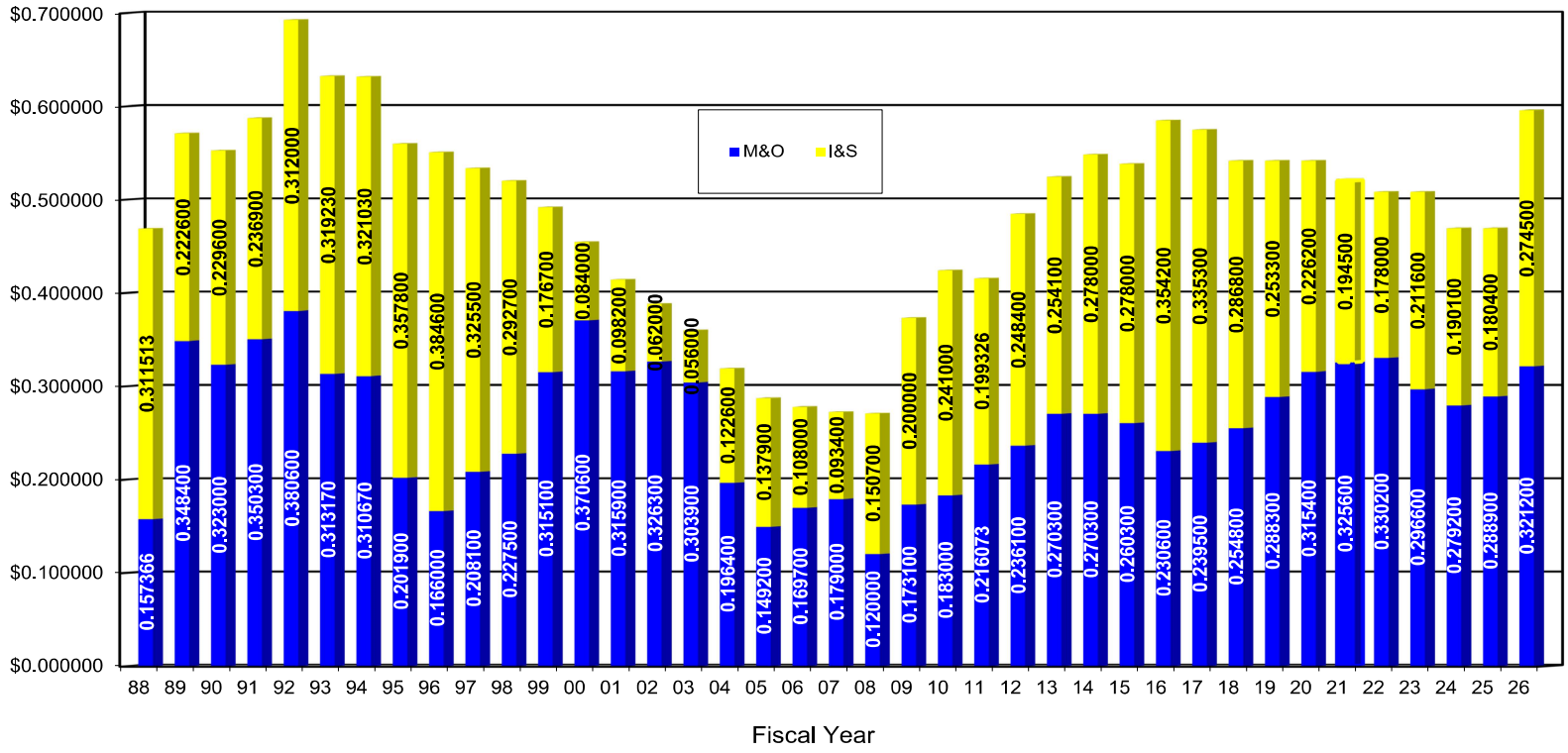

COMPARISON OF CURRENT PROPERTY TAX RATES

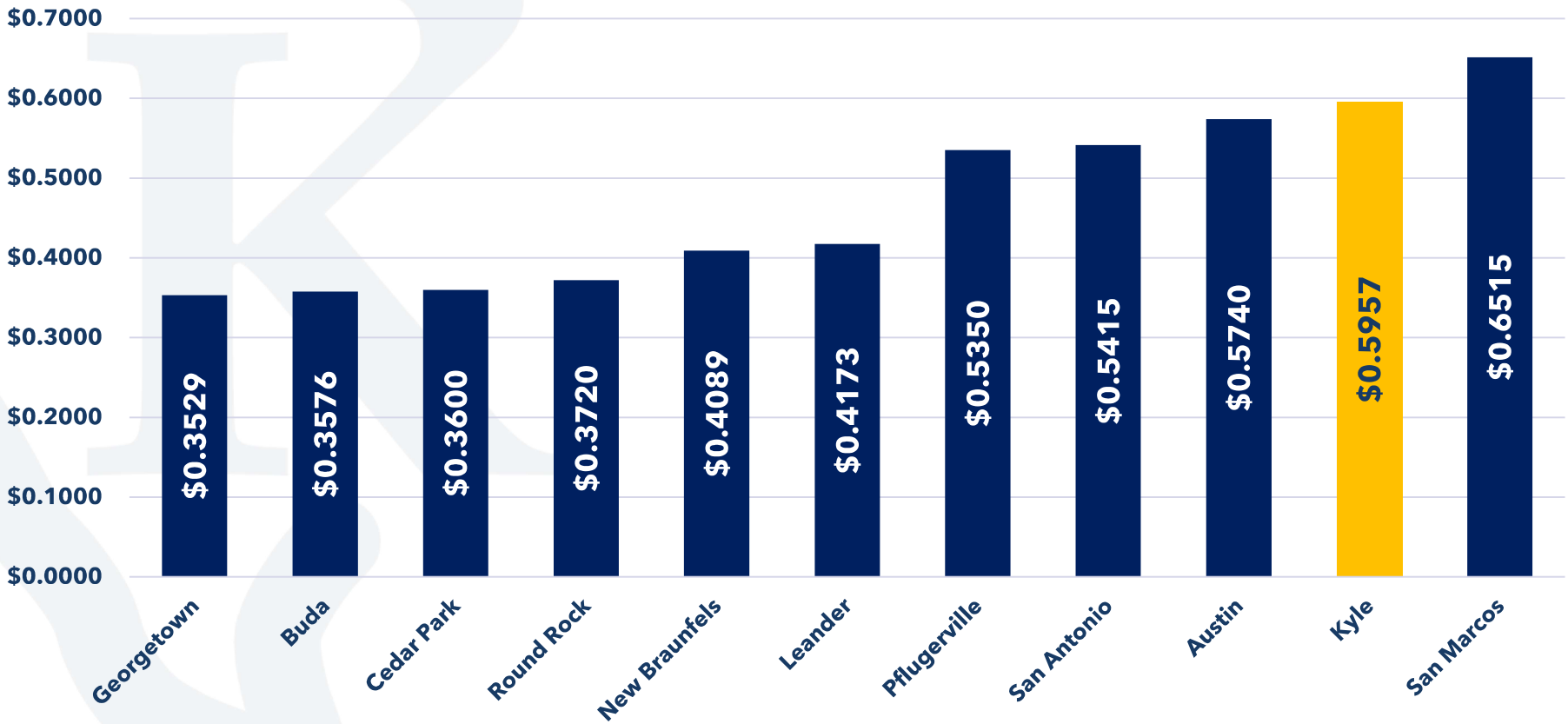

ASSESSED VALUATION PER CAPITA

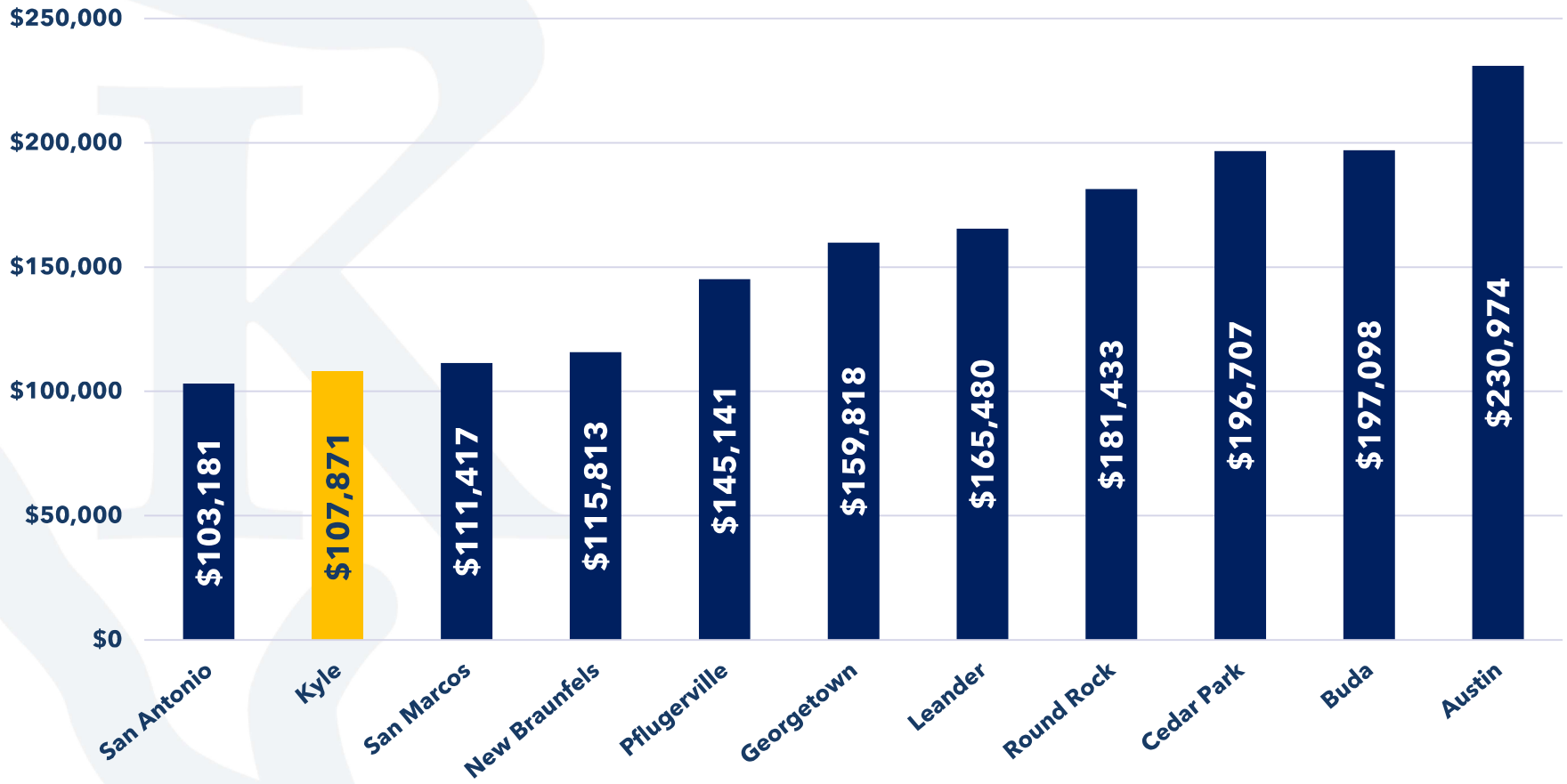

2026 CERTIFIED TAXABLE ASSESSED VALUATIONS

PROPOSED BUDGET FY 2026-27

2026 CHANGE IN TAXABLE ASSESSED VALUATION* (NET)	
2026 Total Certified Taxable Assessed Valuation* (Net)	$6,148,157,639
2025 Total Certified Taxable Assessed Valuation* (Net)	$6,227,671,682
$ Decrease in 2026 Certified Taxable Assessed Valuation* (Net)	($79,514,043)
% Decrease in 2026 Certified Taxable Assessed Valuation* (Net)	(1.28%)

* Excludes taxable assessed valuations retained in TIRZ # 1, 2, 3, 4, 5, & 6

2026 CERTIFIED PROPERTY TAX RATES

PROPOSED BUDGET FY 2026-27

2026 CHANGE IN AVERAGE HOME TAXABLE VALUATION & TAX BILL					
Tax Year	Average Home Value	Tax Rate	Tax Levy	Homestead Reduction	Average Net Tax Bill
2026	$298,621	$__.____	$_,___.__	($____.__)	$_,___.__
2025	$315,017	$0.5957	$1,876.56	($238.28)	$1,638.28
Proposed Change	$16,396	$__.____	$_,___.__	$_.____	$_,___.__

Awaiting certified tax rates calculations by the Hays County Tax Assessor-Collector

2026 CERTIFIED PROPERTY TAX RATES

PROPOSED BUDGET FY 2026-27

2026 PROPERTY TAX RATES FOR CITY OF KYLE				
	Current Tax Rate	No-New-Revenue Tax Rate	Voter-Approval Tax Rate	Proposed Tax Rate
Maintenance & Operations (M&O) Rate	$0.3212	$_.____	$_.____	$_.____
Interest & Sinking (I&S) Rate	$0.2745	$_.____	$_.____	$_.____
Total Property Tax Rate Per $100/TAV	$0.5957	$_.____	$_.____	$_.____

Awaiting certified tax rates calculations by the Hays County Tax Assessor-Collector

SALES TAX

STATISTICS & HIGHLIGHTS

SALES TAX COLLECTIONS 2008-2027

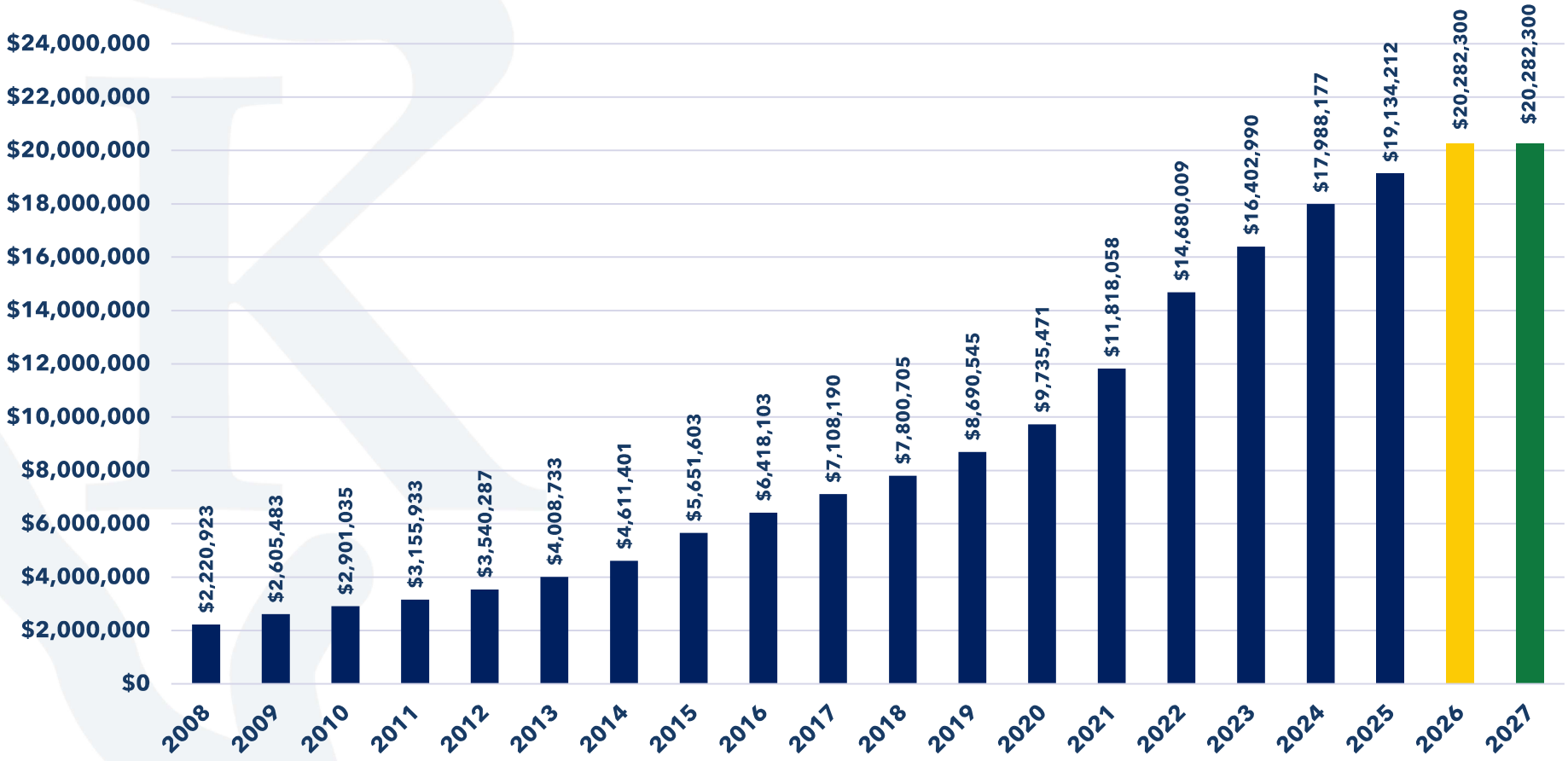

SALES TAX PER CAPITA

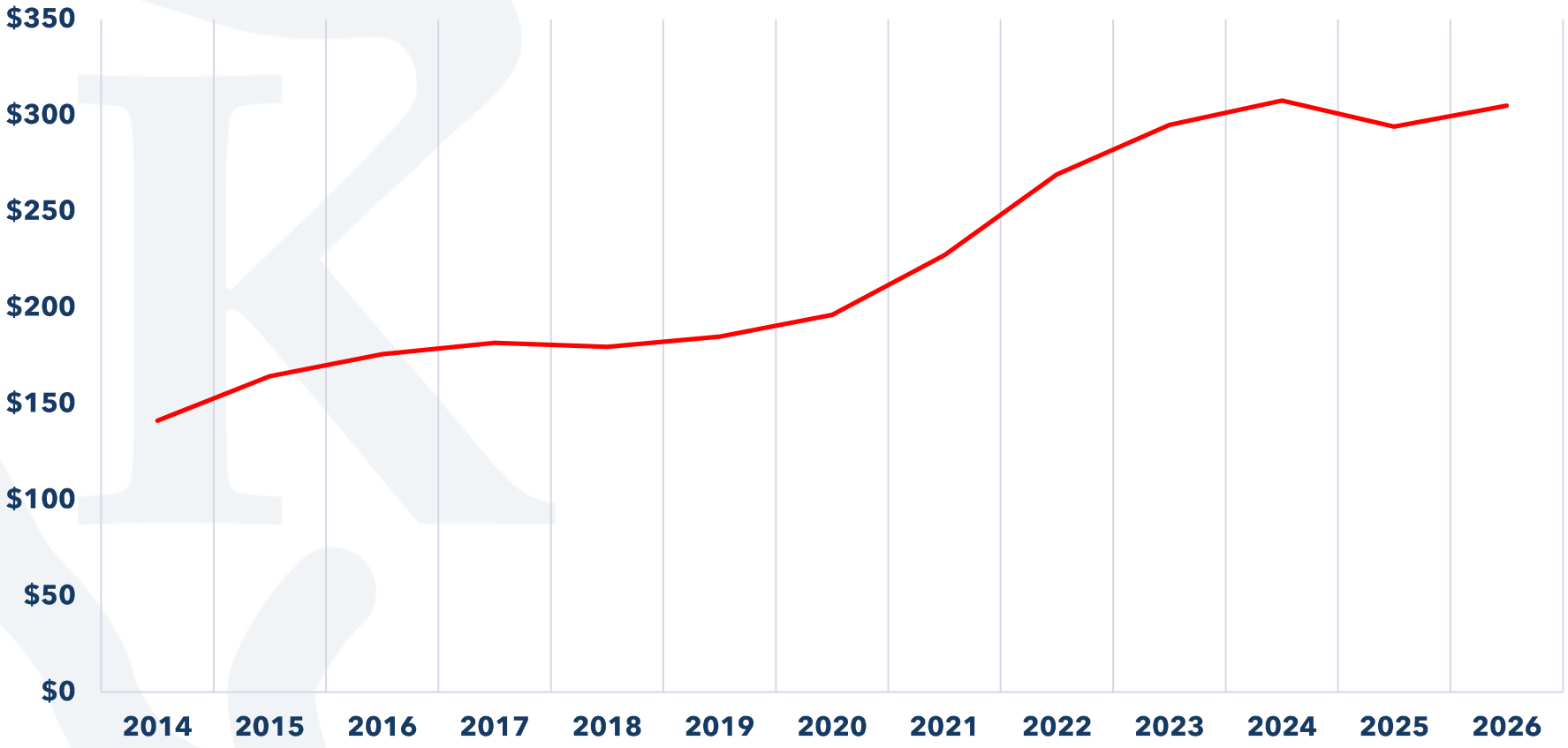

DEVELOPMENT REVENUE

STATISTICS & HIGHLIGHTS

Summary - Development Revenue

Proposed Budget FY 2026-27

- **$4.9 million total revenues budgeted**
  - $4.1 million Construction Inspection
  - $0.8 million Land Use Planning & Review

	Fiscal Year 2023-2024 Actuals	Fiscal Year 2024-2025 Actuals	Fiscal Year 2025-2026 Budget	Fiscal Year 2025-2026 CYE	Fiscal Year 2026-2027 Budget
BUILDINGS	$6,511,552	$4,814,248	$5,636,002	$4,144,076	$4,144,076
PLANNING	$1,497,358	$1,814,553	$1,362,334	$789,105	$789,105
TOTAL	$8,008,910	$6,628,801	$6,998,336	$4,933,181	$4,933,181

WATER UTILITY FUND

PROPOSED BUDGET SUMMARY & HIGHLIGHTS

SUMMARY - WATER UTILITY FUND

PROPOSED BUDGET FY 2026-27

- **$35.1 million total revenues and transfers-in**
- **$32.4 million total expenditures and transfers-out**
  - $2.1 million equity transfer to General Fund
  - $2.2 million indirect support cost reimbursement to General Fund
- **$24.0 million in estimated ending fund balance**
  - Estimated fund balance exceeds required minimum by $15.8 million
- **No fee increase proposed for water service rates in FY 2026-27**
- **No new positions proposed**

REVENUE & TRANSFERS-IN
WATER UTILITY FUND
PROPOSED BUDGET FY 2026-27: $35,060,036

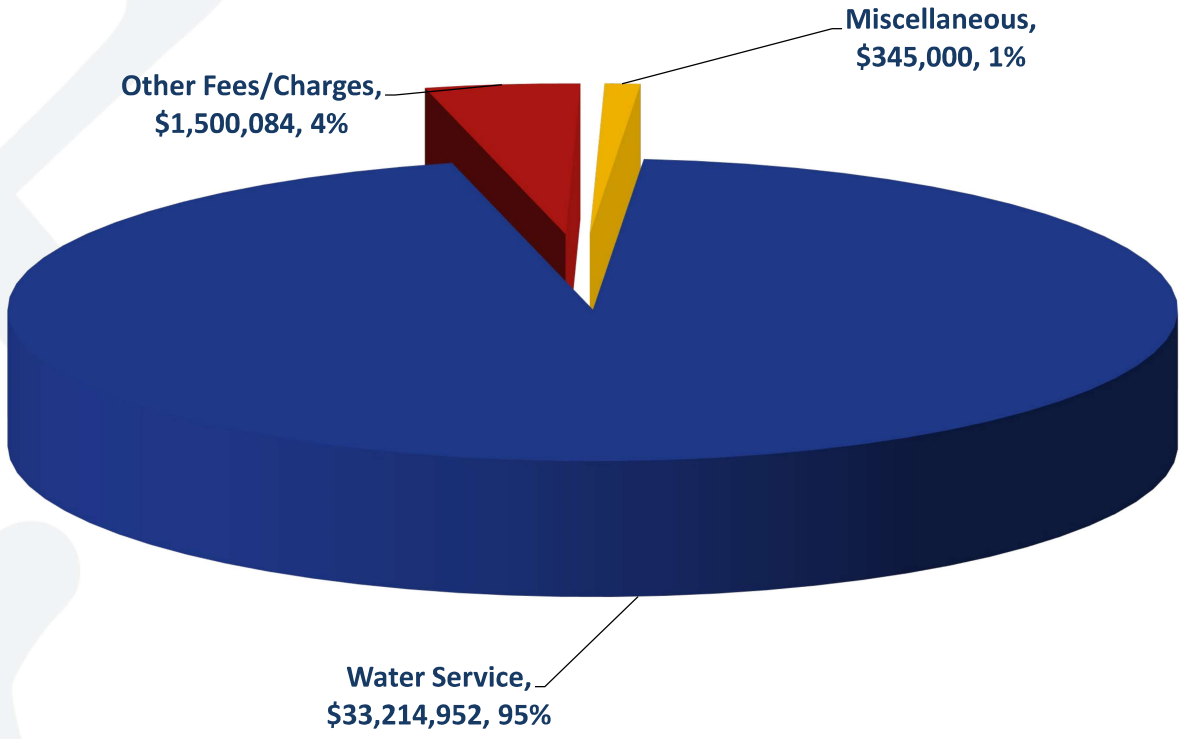

EXPENDITURES & TRANSFERS-OUT
WATER UTILITY FUND
PROPOSED BUDGET FY 2026-27: $32,447,933

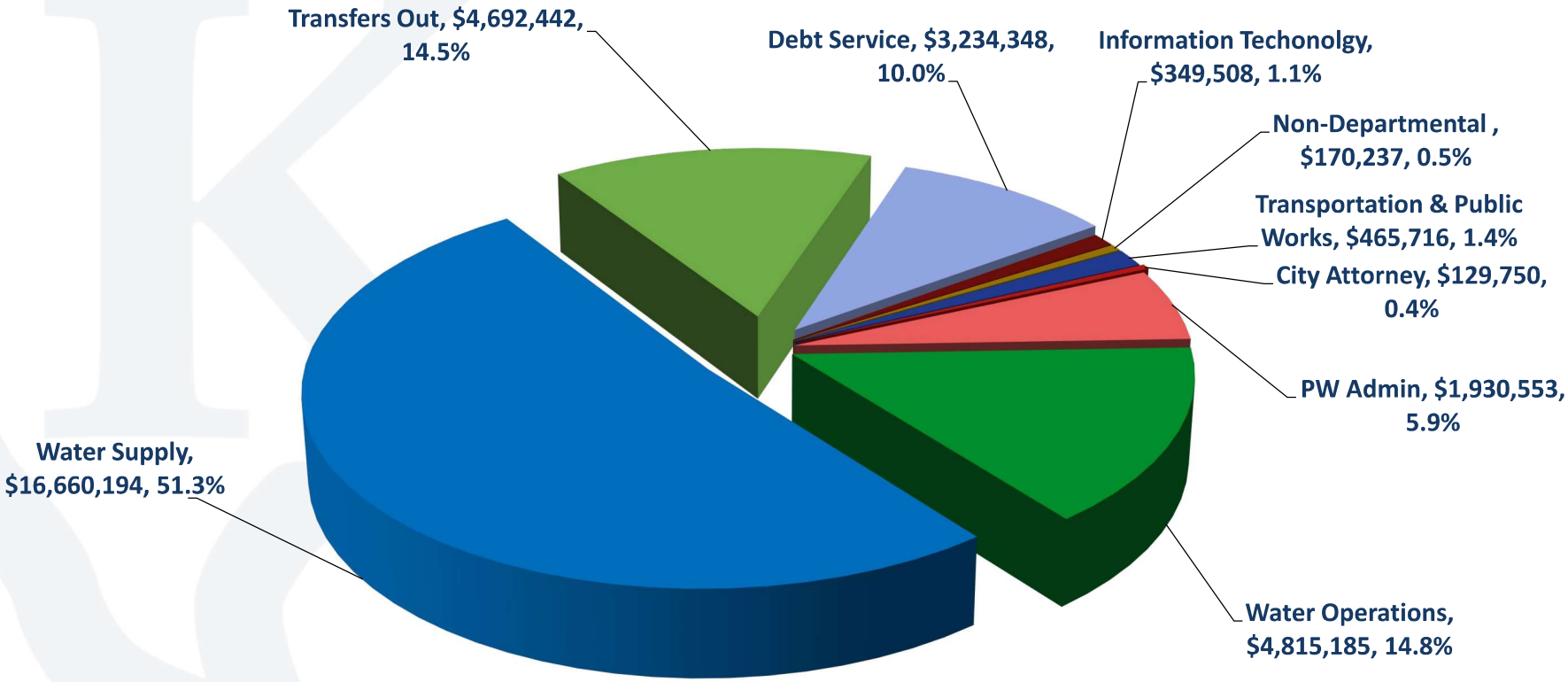

FUND SUMMARY - WATER UTILITY FUND

PROPOSED BUDGET FY 2026-27

		Actual 2023-24	Actual 2024-25	Approved Budget 2025-26	Year to Date w/Encumbrance 5/31/2026	Current Year Estimate 2025-26	ICM Proposed Base Budget 2026-27	ICM Supplemental Budget 2026-27	ICM Proposed Budget 2026-27	Proposed $ Increase (Decrease) From FY 2025-26 Approved Budget	Proposed % Increase (Decrease) From FY 2025-26 Approved Budget
	BEGINNING FUND BALANCE	$ 13,738,534	$ 15,005,254	$ 15,506,580	$ 18,197,866	$ 18,197,866	$ 21,344,312		$ 21,344,312		
	REVENUE:										
1	Water Sales	$ 18,196,116	$ 22,829,557	$ 26,823,975	$ 19,639,421	$ 29,736,722	$ 33,214,952	$ -	$ 33,214,952	$ 6,390,977	23.83%
2	Misc Water Charges	1,078,311	843,898	855,000	807,401	1,500,084	1,500,084	-	1,500,084	645,084	75.45%
3	Interest and Other	1,233,138	1,172,994	950,000	227,166	342,734	345,000	-	345,000	(605,000)	-63.68%
	TOTAL REVENUE:	$ 20,507,565	$ 24,846,449	$ 28,628,975	$ 20,673,988	$ 31,579,540	$ 35,060,036	$ -	$ 35,060,036	$ 6,431,061	22.46%
4	Transfer In	$ -	$ 4,946,490	$ -	$ -	$ -	$ -	$ -	$ -	$ -	0.00%
	TOTAL REVENUE AND TRANSFERS IN:	$ 20,507,565	$ 29,792,939	$ 28,628,975	$ 20,673,988	$ 31,579,540	$ 35,060,036	$ -	$ 35,060,036	$ 6,431,061	22.46%
	EXPENDITURES:										
5	City Attorney's Office	$ -	$ 2,048	$ 129,750	$ 66,015	$ 73,548	$ 129,750	$ -	$ 129,750	$ -	0.00%
6	Administrative Services	1,589,903	1,251,990	917,326	435,593	859,469	905,160	-	905,160	(12,166)	-1.33%
7	Information Technology	-	396,239	349,508	351,931	356,404	349,508	-	349,508	-	0.00%
8	Transportation & Public Works	415,428	548,373	340,113	184,787	311,347	465,716	-	465,716	125,604	36.93%
9	Water Utilities	14,472,523	15,863,086	23,500,817	11,978,871	20,092,675	22,500,771	-	22,500,771	(1,000,046)	-4.26%
10	Non-Departmental	107,352	119,243	407,822	149,233	169,233	170,237	-	170,237	(237,585)	-58.26%
11	General Debt I&S	-	-	3,202,000	-	1,900,000	3,234,348	-	3,234,348	32,348	1.01%
	TOTAL EXPENDITURES:	$ 16,585,205	$ 18,180,978	$ 28,847,335	$ 13,166,429	$ 23,762,676	$ 27,755,490	$ -	$ 27,755,490	$ (1,059,497)	-3.67%
	TOTAL TRANSFERS OUT:	$ 1,548,326	$ 3,113,656	$ 4,670,417	$ 2,335,208	$ 4,670,418	$ 4,692,442	$ -	$ 4,692,442	$ 22,025	0.47%
	TOTAL EXPENDITURES & TRANSFERS OUT	$ 18,133,531	$ 21,294,634	$ 33,517,752	$ 15,501,638	$ 28,433,094	$ 32,447,933	$ -	$ 32,447,933	$ (1,037,472)	-3.10%
	TOTAL REVENUE & TRANSFERS-IN IN EXCESS (DEFICIT) OVER EXPENDITURES	$ 2,374,034	$ 8,498,305	$ (4,888,777)	$ 5,172,351	$ 3,146,446	$ 2,612,103	$ -	$ 2,612,103		
	ADJUSTMENT PER AUDIT FOR RESTRICTED FUNDS	**$ (1,107,315)**	**$ (5,305,692)**								
	ESTIMATED ENDING FUND BALANCE	**$ 15,005,254**	**$ 18,197,866**	**$ 10,617,803**	**$ 23,370,217**	**$ 21,344,312**	**$ 23,956,416**		**$ 23,956,416**		

COMPARISON OF AVERAGE MONTHLY RESIDENTIAL BILL – WATER

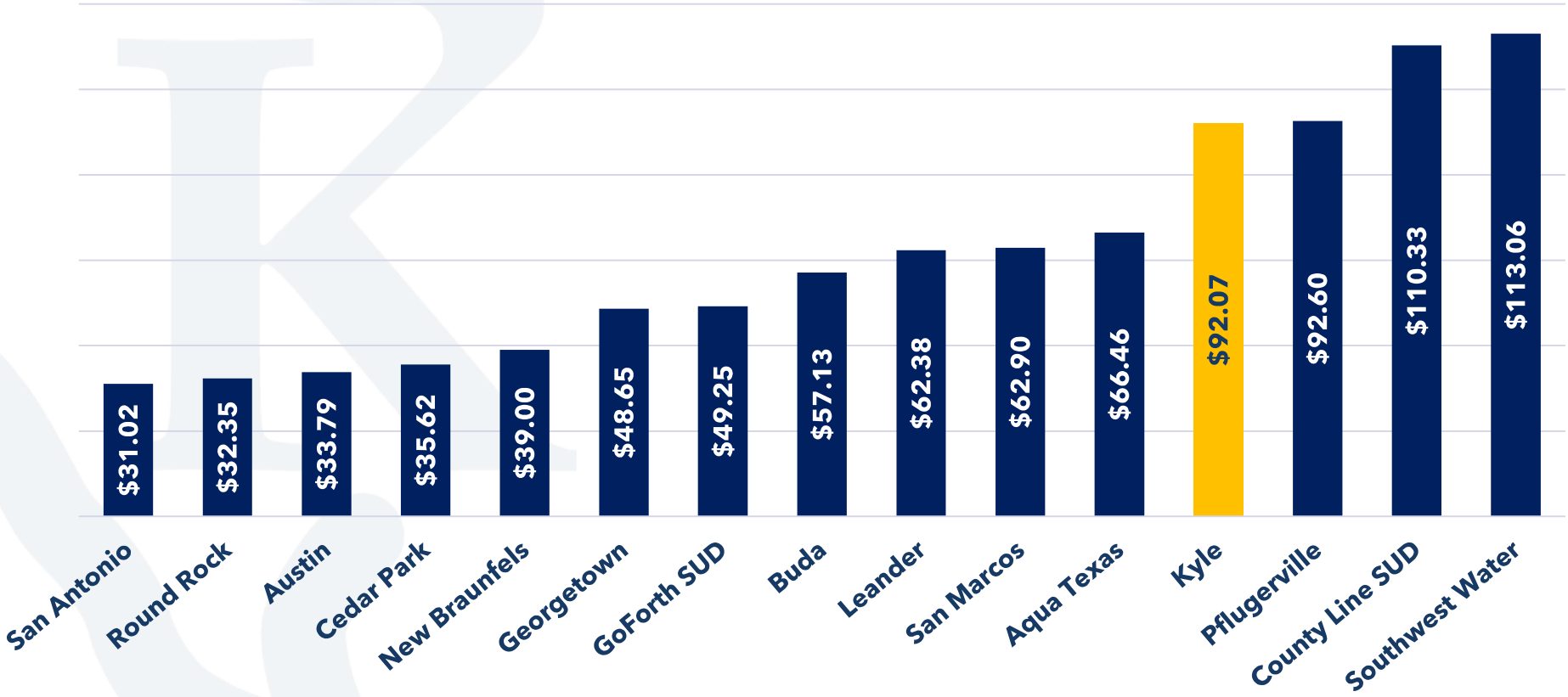

WASTEWATER UTILITY FUND

PROPOSED BUDGET SUMMARY & HIGHLIGHTS

SUMMARY - WASTEWATER UTILITY FUND

PROPOSED BUDGET FY 2026-27

- **$17.5 million total revenues and transfers-in**
- **$12.3 million total expenditures and transfers-out**
  - $1.2 million equity transfer to General Fund
  - $1.4 million indirect support cost reimbursement to General Fund
- **$30.9 million in estimated ending fund balance**
  - Estimated fund balance exceeds required minimum by $27.8 million
- **No fee increase proposed for wastewater service rates in FY 2026-27**
- **No new positions proposed**

REVENUE & TRANSFERS-IN WASTEWATER UTILITY FUND

PROPOSED BUDGET FY 2026-27: $17,534,841

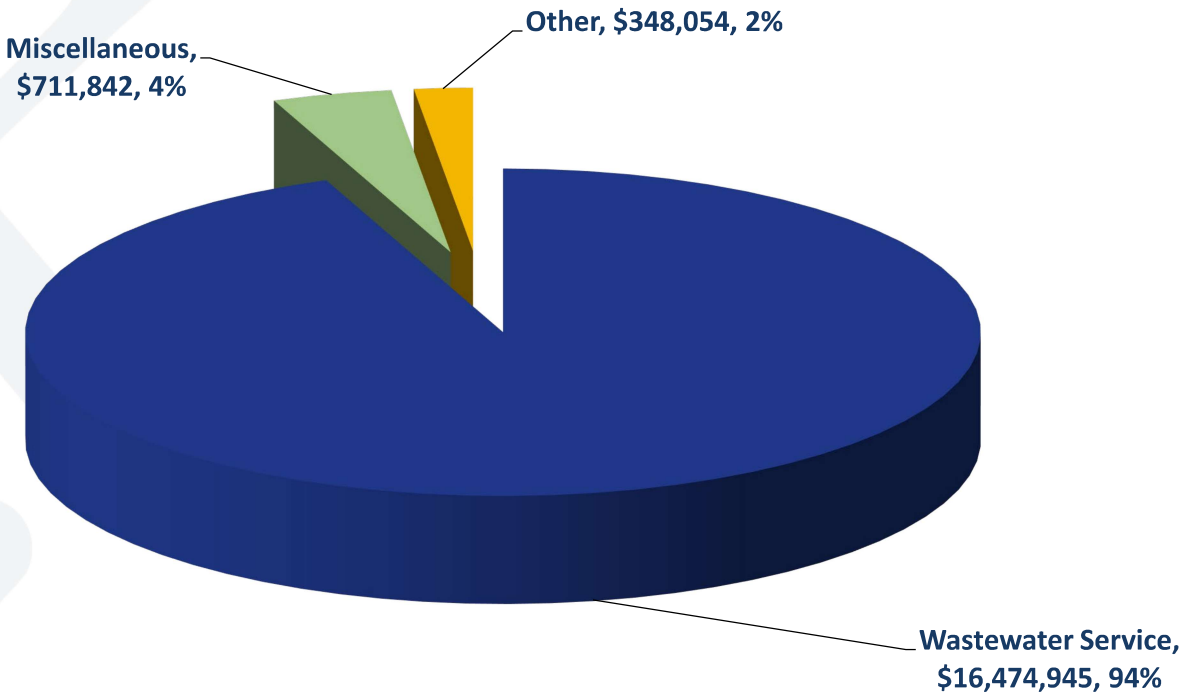

EXPENDITURES & TRANSFERS-OUT WASTEWATER UTILITY FUND

PROPOSED BUDGET FY 2026-27: $12,297,625

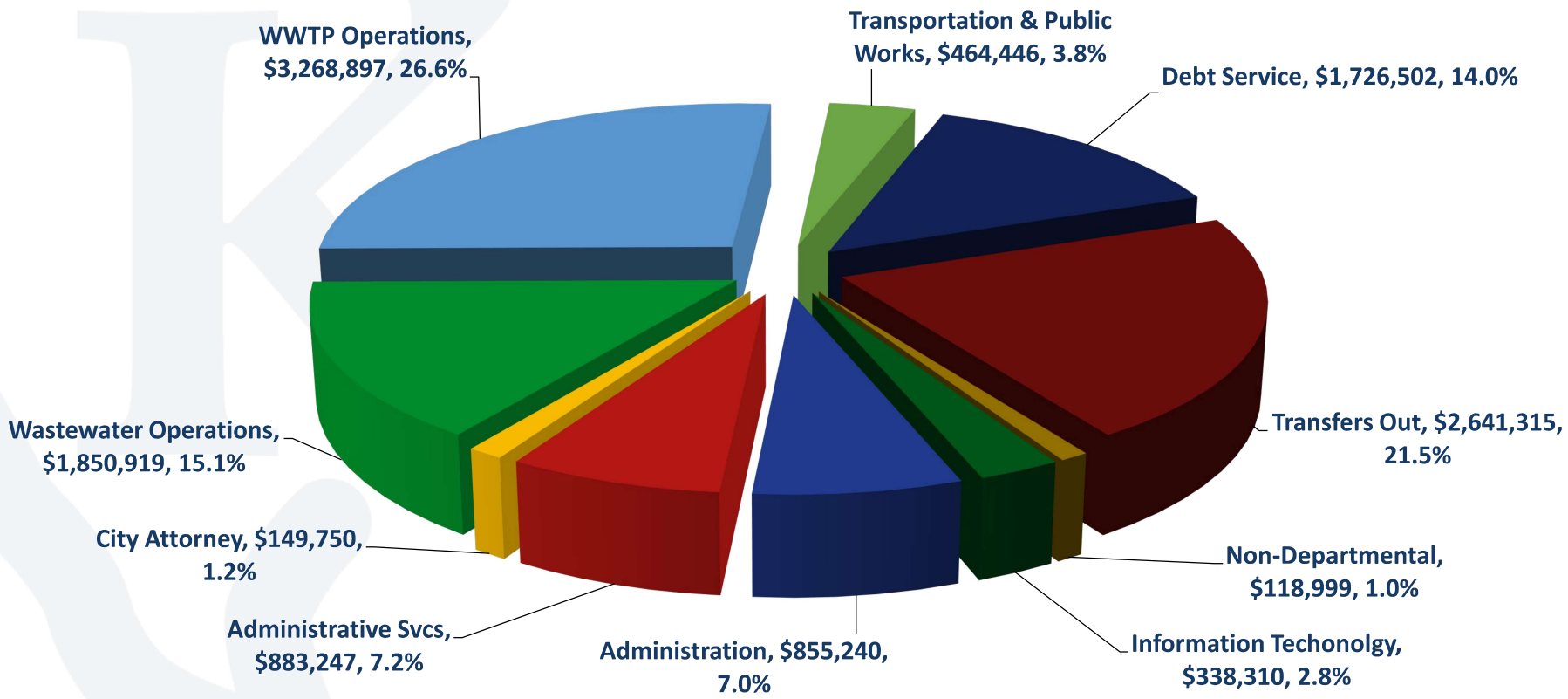

FUND SUMMARY
WASTEWATER UTILITY FUND

		Actual 2023-24	Actual 2024-25	Approved Budget 2025-26	Year to Date w/Encumbrance 5/31/2026	Current Year Estimate 2025-26	ICM Proposed Base Budget 2026-27	ICM Supplemental Budget 2026-27	ICM Proposed Budget 2026-27	Proposed $ Increase (Decrease) From FY 2025-26 Approved Budget	Proposed % Increase (Decrease) From FY 2025-26 Approved Budget
	BEGINNING FUND BALANCE	$ 10,232,900	$ 14,146,013	$ 15,152,117	$ 18,892,948	$ 18,892,948	$ 25,622,718		$ 25,622,718		
	REVENUE:										
1	Wastewater Service Charges	$ 12,414,644	$ 14,832,064	$ 15,088,836	$ 11,262,106	$ 17,096,739	$ 16,474,945	$ -	$ 16,474,945	$ 1,386,109	9.19%
2	Misc Wastewater Charges	443,026	348,871	235,000	362,238	711,842	711,842	-	711,842	476,842	202.91%
3	Interest and Other	714,480	1,810,119	520,000	230,033	348,054	348,054	-	348,054	(171,946)	-33.07%
	TOTAL REVENUE:	$ 13,572,150	$ 16,991,054	$ 15,843,836	$ 11,854,377	$ 18,156,635	$ 17,534,841	$ -	$ 17,534,841	$ 1,691,005	10.67%
4	Transfer In	$ -	$ -	$ -	$ -	$ -	$ -	$ -	$ -	$ -	0.00%
	TOTAL REVENUE AND TRANSFERS IN:	$ 13,572,150	$ 16,991,054	$ 15,843,836	$ 11,854,377	$ 18,156,635	$ 17,534,841	$ -	$ 17,534,841	$ 1,691,005	10.67%
	EXPENDITURES:										
5	City Attorney's Office	$ -	$ 385	$ 149,750	$ 69,572	$ 74,396	$ 149,750	$ -	$ 149,750	$ -	0.00%
6	Administrative Services	1,071,402	1,188,194	875,006	332,619	769,935	883,246	-	883,246	8,240	0.94%
7	Information Technology	-	368,848	338,310	349,239	349,432	338,310	-	338,310	-	0.00%
8	Transportation & Public Works:	423,937	542,241	840,853	181,884	273,537	464,446	-	464,446	(376,406)	-44.76%
9	Water Utilities	4,474,882	4,762,100	7,095,891	3,771,456	5,455,767	5,975,056	-	5,975,056	(1,120,835)	-15.80%
10	Non-Departmental	36,414	99,668	336,588	99,976	121,338	118,999	-	118,999	(217,589)	-64.65%
11	Debt Service	1,022,614	990,865	1,744,600	403,069	1,744,600	1,726,502	-	1,726,502	(18,098)	-1.04%
	TOTAL EXPENDITURES:	$ 7,029,249	$ 7,952,301	$ 11,380,998	$ 5,207,815	$ 8,789,005	$ 9,656,310	$ -	$ 9,656,310	$ (1,724,688)	-15.15%
	TOTAL TRANSFERS OUT:	$ 1,212,173	$ 1,997,651	$ 2,637,860	$ 1,318,930	$ 2,637,860	$ 2,641,315	$ -	$ 2,641,315	$ 3,455	0.13%
	TOTAL EXPENDITURES & TRANSFERS OUT	$ 8,241,422	$ 9,949,952	$ 14,018,858	$ 6,526,745	$ 11,426,865	$ 12,297,625	$ -	$ 12,297,625	$ (1,721,233)	-12.28%
	TOTAL REVENUE & TRANSFERS-IN IN EXCESS (DEFICIT) OVER EXPENDITURES	$ 5,330,728	$ 7,041,102	$ 1,824,978	$ 5,327,632	$ 6,729,770	$ 5,237,216	$ -	$ 5,237,216		
	ADJUSTMENT PER AUDIT FOR RESTRICTED FUNDS	**$ (1,417,615)**	**$ (2,294,167)**								
	ESTIMATED ENDING FUND BALANCE	**$ 14,146,013**	**$ 18,892,948**	**$ 16,977,095**	**$ 24,220,580**	**$ 25,622,718**	**$ 30,859,934**		**$ 30,859,934**		

COMPARISON OF AVERAGE MONTHLY RESIDENTIAL BILL – WASTEWATER

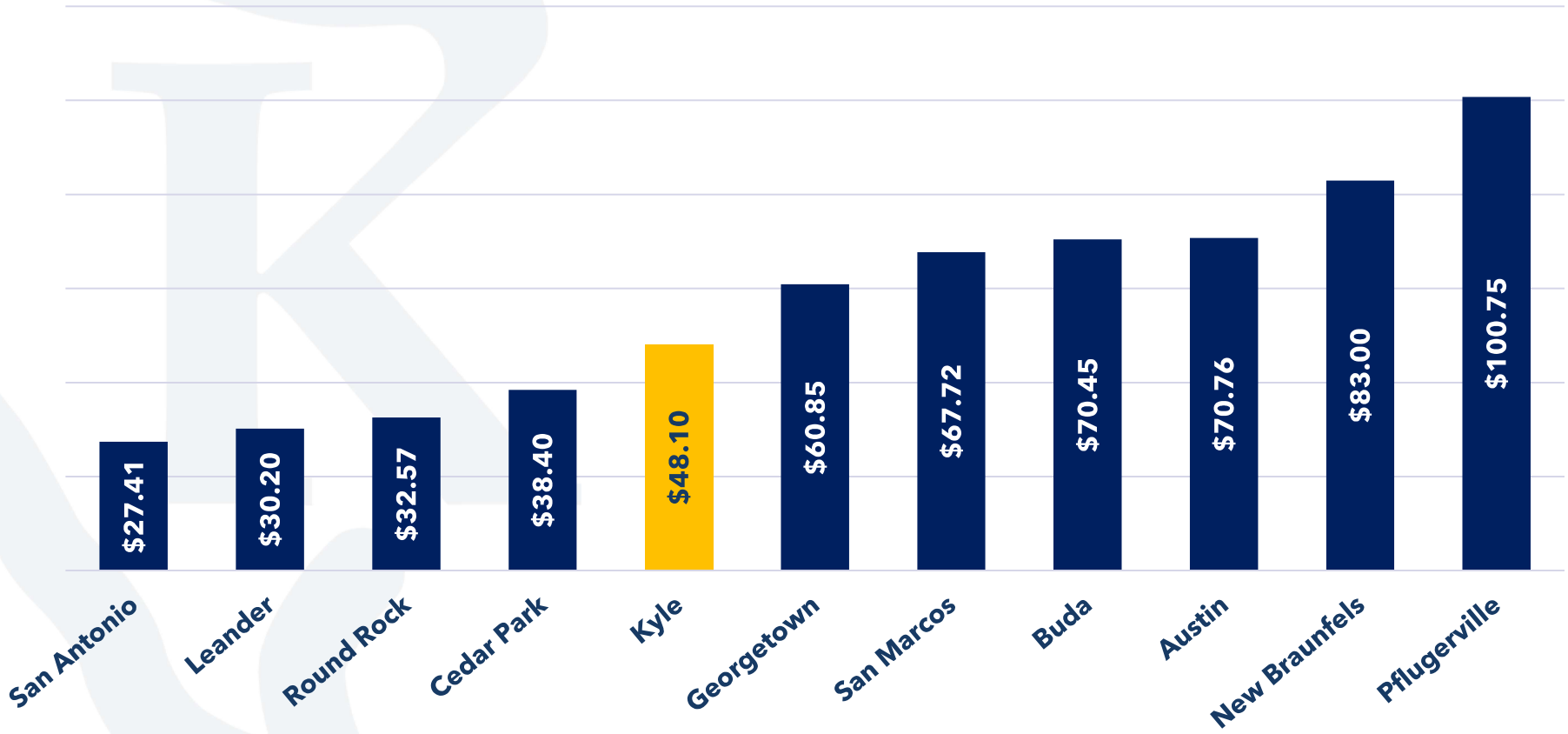

STORM DRAINAGE UTILITY FUND

PROPOSED BUDGET SUMMARY & HIGHLIGHTS

SUMMARY - STORM DRAINAGE UTILITY FUND
PROPOSED BUDGET FY 2026-27

- **$2.3 million total revenues and transfers-in**
- **$1.8 million total expenditures and transfers-out**
  - $0.24 million indirect support cost reimbursement to General Fund
- **$1.5 million in estimated ending fund balance**
- **No fee increase proposed for storm drainage fees in FY 2026-27**

REVENUE & TRANSFERS-IN
STORM DRAINAGE UTILITY FUND
PROPOSED BUDGET FY 2026-27: $2,259,954

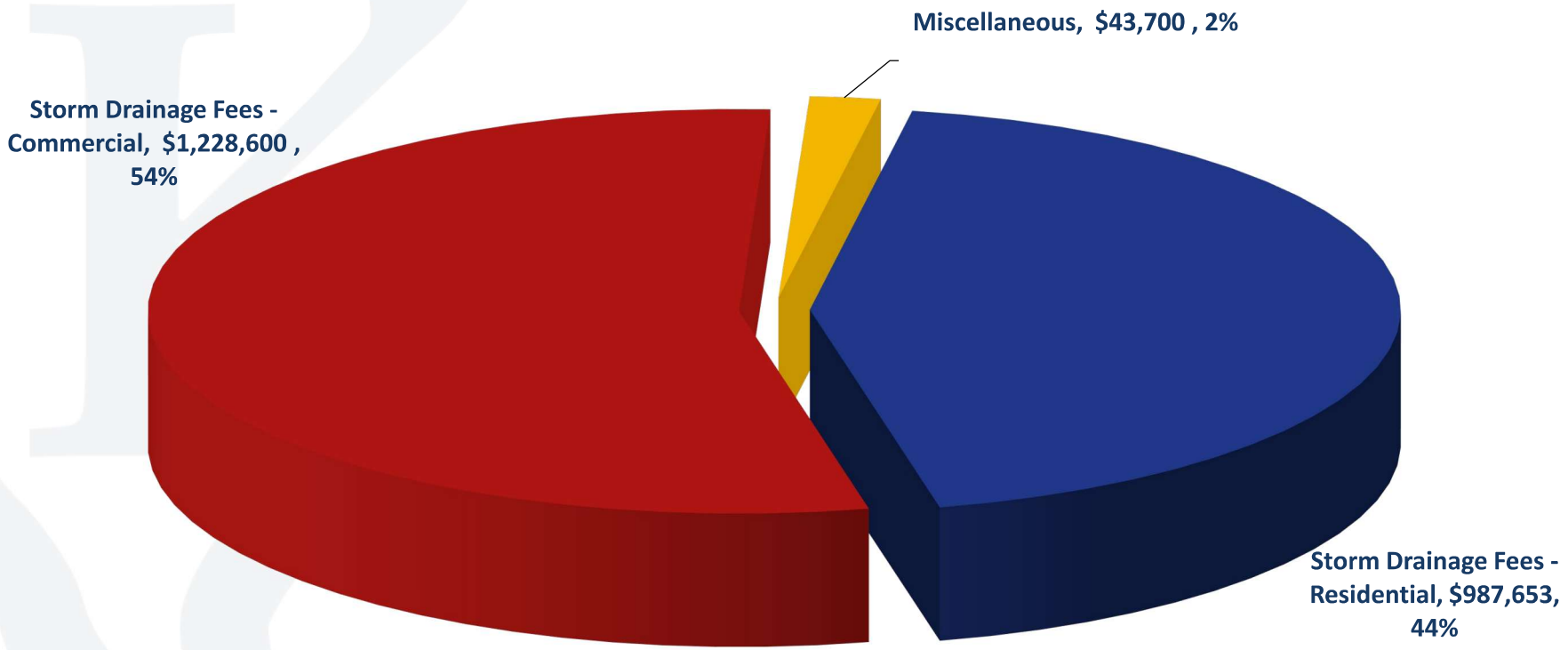

EXPENDITURES & TRANSFERS-OUT
STORM DRAINAGE UTILITY FUND
PROPOSED BUDGET FY 2026-27: $1,797,779

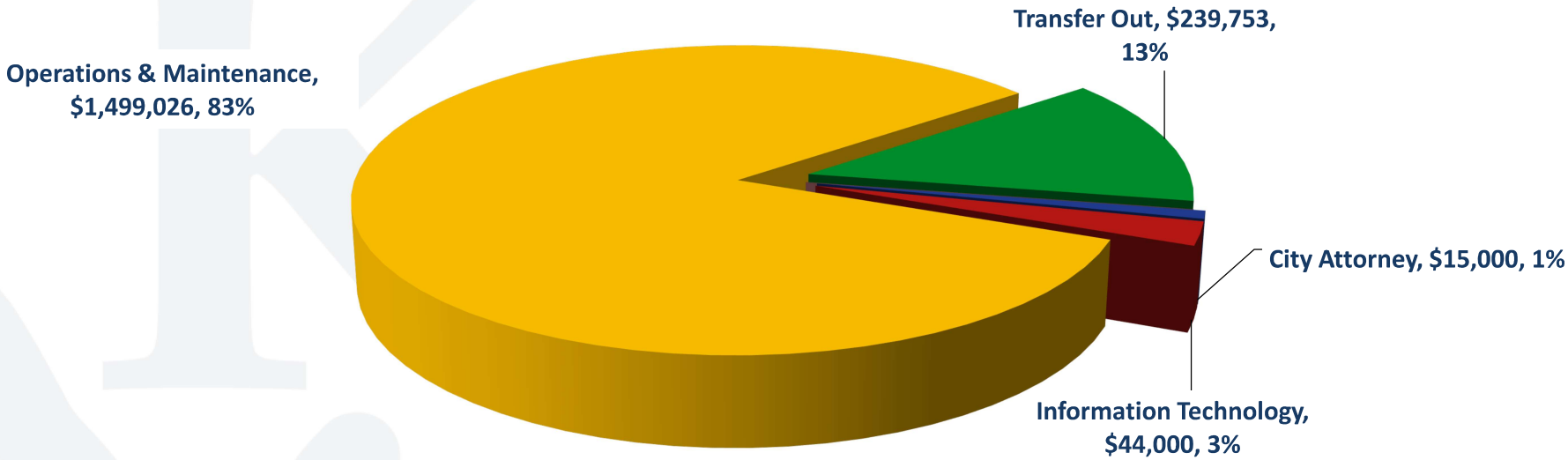

FUND SUMMARY
STORM DRAINAGE UTILITY FUND
PROPOSED BUDGET FY 2026-27

		Actual 2023-24	Actual 2024-25	Approved Budget 2025-26	Year to Date w/Encumbrance 5/31/2026	Current Year Estimate 2025-26	ICM Proposed Base Budget 2026-27	ICM Supplemental Budget 2026-27	ICM Proposed Budget 2026-27	Proposed $ Increase (Decrease) From FY 2025-26 Approved Budget	Proposed % Increase (Decrease) From FY 2025-26 Approved Budget
	BEGINNING FUND BALANCE	$ 1,257,406	$ 1,299,041	$ 1,572,771	$ 1,714,526	$ 1,714,526	$ 1,078,802		$ 1,078,802		
	REVENUE:										
1	Drainage Fee - Residential	$ 901,122	$ 942,189	$ 1,186,920	$ 638,220	$ 958,887	$ 987,653	$ -	$ 987,653	$ (199,267)	-16.79%
2	Drainage Fee - Commercial	995,026	1,202,902	885,281	795,153	1,192,816	1,228,600	-	1,228,600	343,319	38.78%
3	Floodplain Development Application Review Fee	-	750	1,500	-	-	-	-	-	(1,500)	-100.00%
4	Interest Income	34,731	73,840	39,727	5,609	12,435	12,435		12,435	(27,292)	
5	Misc Drainage Fee	51,866	27,294	27,377	20,226	31,265	31,265	-	31,265	3,888	14.20%
	TOTAL REVENUE:	$ 1,982,744	$ 2,246,975	$ 2,140,805	$ 1,459,207	$ 2,195,403	$ 2,259,954	$ -	$ 2,259,954	$ 119,149	5.57%
6	Transfer In - G/F	$ -	$ -	$ -	$ -	$ -	$ -	$ -	$ -	$ -	0.00%
	TOTAL REVENUE AND TRANSFERS IN:	$ 1,982,744	$ 2,246,975	$ 2,140,805	$ 1,459,207	$ 2,195,403	$ 2,259,954	$ -	$ 2,259,954	$ 119,149	5.57%
	EXPENDITURES:										
7	City Attorney's Office	$ -	$ 245	$ 15,000	$ -	$ 15,000	$ 15,000	$ -	$ 15,000	$ -	0.00%
8	Information Technology	-	33,189	44,000	85,643	85,643	44,000	-	44,000	-	0.00%
9	Transportation & Public Works	1,435,922	1,585,630	2,649,308	1,965,268	2,490,730	1,499,026	-	1,499,026	(1,150,282)	-43.42%
10	Non-Departmental	(3,861)	5,471	64,319	-	-	-	-	-	(64,319)	-100.00%
	TOTAL EXPENDITURES:	$ 1,432,061	$ 1,624,536	$ 2,772,627	$ 2,050,911	$ 2,591,373	$ 1,558,026	$ -	$ 1,558,026	$ (1,214,601)	-43.81%
	TOTAL TRANSFERS OUT:	$ 500,000	$ 217,957	$ 239,753	$ 119,876	$ 239,753	$ 239,753	$ -	$ 239,753	$ -	0.00%
	TOTAL EXPENDITURES & TRANSFERS OUT	$ 1,932,061	$ 1,842,493	$ 3,012,380	$ 2,170,788	$ 2,831,126	$ 1,797,779	$ -	$ 1,797,779	$ (1,214,601)	-40.32%
	TOTAL REVENUE & TRANSFERS-IN IN EXCESS (DEFICIT) OVER EXPENDITURES	$ 50,683	$ 404,483	$ (871,574)	$ (711,581)	$ (635,723)	$ 462,175	$ -	$ 462,175		
	ESTIMATED ENDING FUND BALANCE	**$ 1,299,041**	**$ 1,714,526**	**$ 701,197**	**$ 1,002,945**	**$ 1,078,802**	**$ 1,540,977**		**$ 1,540,977**		

PROPOSED 5-YEAR CAPITAL IMPROVEMENTS PLAN (CIP) FISCAL YEARS 2027 TO 2031

SUMMARY OF PROPOSED 5-YEAR CAPITAL IMPROVEMENTS PLAN (CIP)

1. 5-Year CIP Spending Plan Covers = FY 2027 to FY 2031
2. Number of Proposed Projects = 82
3. Proposed CIP Spending FY 2026-27 = $288.5 Million
4. Proposed 5-Year CIP Spending Plan = $838.8 Million
   - Tax-Supported CIPs = $379.6 Million or 45.3%
   - Non-Tax Supported CIPs = $459.2 Million or 54.7%

	FY 2026	FY 2027	FY 2028	FY 2029	FY 2030	Total
5-Year Spending Plan FY 2026-2030	$288.5M	$290.1M	$152.1M	$60.5M	$47.6M	$838.8M

A complete listing of all CIP projects are provided in the budget document.

PROPOSED 5-YEAR CAPITAL IMPROVEMENTS PLAN (CIP) FISCAL YEARS 2027-2031 ($ IN MILLIONS)

Funding Source	FY 2027	FY 2028	FY 2029	FY 2030	FY 2031	Total
1. General Fund	$5.3	$3.4	$4.9	$3.4	$3.4	$20.3
2. Park Development Fund	$2.0	$1.3	$0.5	$0.5	$0.5	$4.8
3. Water Utility Fund	$50.1	$27.5	$10.8	$21.3	$25.9	$135.4
4. Wastewater Utility Fund	$80.3	$110.1	$74.3	$3.9	$4.5	$272.9
5. Storm Drainage Utility Fund	$2.1	$4.6	$2.0	$2.0	$3.0	$13.8
6. 2022 Road Bond Fund	$99.7	$76.1	$32.4	$11.3	-	$219.5
7. TIRZ #1 Fund	$1.5	$2.5	-	-	-	$4.0
8. TIRZ #2 Fund	$25.2	-	-	-	-	$25.2
9. TIRZ #4 Fund	$5.0	$1.5	-	-	-	$6.5
Continued...						

A complete listing of all CIP projects are provided in the budget document.

PROPOSED 5-YEAR CAPITAL IMPROVEMENTS PLAN (CIP) FY 2027-2031 ($ IN MILLIONS)

Funding Source	FY 2027	FY 2028	FY 2029	FY 2030	FY 2031	Total
10. 2020 GO Bond Fund (Parks)	$2.8	$8.0	-	-	-	$7.5
11. CDBG Grant	$0.6	$0.3	$0.3	$0.3	$0.3	$1.8
12. FUTURE CO (PW)/UNFUNDED	$23.8	$21.2	$27.1	$18.0	$6.0	$96.0
13. FUTURE BOND/UNFUNDED	$6.0	$16.5	-	-	$4.0	$26.5
5-Year Spending Plan 2027-2031	$288.5	$290.1	$152.1	$60.5	$47.6	$838.8

A complete listing of all CIP projects are provided in the budget document.

5-YEAR FORECAST OF CIP FUNDING REQUIREMENTS FY 2027 THROUGH FY 2031

	Purpose & Description	Year 1 FY 2026-2027	Year 2 FY 2027-2028	Year 3 FY 2028-2029	Year 4 FY 2029-2030	Year 5 FY 2030-2031	5-Year Total FY 2026-2027
1	TAX-SUPPORTED CIP FUNDING REQUIREMENTS:						
2	2020 General Obligation (GO) Bonds - Parks	$ 2,800,000	$ 8,000,000	$ -	$ -	$ -	$ 10,800,000
3	2022 General Obligations (GO) Bonds - Roads	99,724,000	76,143,000	32,366,000	11,251,000	-	219,484,000
4	Total Estiamte Tax-Supported GO Bonds	$ 102,524,000	$ 84,143,000	$ 32,366,000	$ 11,251,000	$ -	$ 230,284,000
5	OTHER TAX-SUPPORTED CIP FUNDING REQUIREMENTS:						
6	General Fund CIP	$ 4,880,000	$ 3,380,000	$ 4,880,000	$ 3,380,000	$ 3,380,000	$ 19,900,000
7	Park Development CIP	1,999,759	1,250,000	500,000	500,000	500,000	4,749,759
8	Park COs CIP	447,469	-	-	-	-	447,469
9	CDBG CIP	572,006	300,000	300,000	300,000	300,000	1,772,006
10	Total Estimated Other Tax-Supported CIP Funding Requirements	$ 7,899,234	$ 4,930,000	$ 5,680,000	$ 4,180,000	$ 4,180,000	$ 26,869,234
11	TOTAL ESTIMATED TAX-SUPPORTED CIP FUNDING REQUIREMENTS:	$ 110,423,234	$ 89,073,000	$ 38,046,000	$ 15,431,000	$ 4,180,000	$ 257,153,234

5-YEAR FORECAST OF CIP FUNDING REQUIREMENTS FY 2027 THROUGH FY 2031 - CONTINUED

	NON-TAX SUPPORTED CIP FUNDING REQUIREMENTS:	Year 1 FY 2026-2027	Year 2 FY 2027-2028	Year 3 FY 2028-2029	Year 4 FY 2029-2030	Year 5 FY 2030-2031	5-Year Total FY 2026-2027
13	Water Utility System Improvements	$ 50,087,229	$ 27,450,000	$ 10,750,000	$ 21,250,000	$ 25,900,000	$ 135,437,229
14	Wastewater Utility System Improvements	80,275,000	110,050,000	74,250,000	3,850,000	4,500,000	272,925,000
15	Drainage Utility System Improvements	2,145,520	4,645,545	2,000,000	2,000,000	3,000,000	13,791,065
16	TIRZ #1 CIP	1,500,000	2,500,000	-	-	-	4,000,000
17	TIRZ #2 CIP	9,285,992	17,265,334	-	-	-	26,551,326
18	TIRZ #4 CIP	5,000,000	1,500,000	-	-	-	6,500,000
19	TOTAL NON-TAX SUPPORTED CIP FUNDING REQUIREMENTS:	$ 148,293,741	$ 163,410,879	$ 87,000,000	$ 27,100,000	$ 33,400,000	$ 459,204,620
20	FUTURE CO & GO BOND TAX-SUPPORTED CIP FUNDING REQUIREMENTS:						
21	Future COs (Public Works)	$ 23,750,000	$ 21,150,000	$ 27,050,000	$ 18,000,000	$ 6,000,000	$ 95,950,000
22	Future Bond Election	6,000,000	16,500,000	-	-	4,000,000	$ 26,500,000
23	TOTAL FUTURE CO & GO BOND TAX-SUPPORTED CIP FUNDING REQUIREMENTS:	$ 29,750,000	$ 37,650,000	$ 27,050,000	$ 18,000,000	$ 10,000,000	$ 122,450,000

5-YEAR FORECAST OF CIP FUNDING REQUIREMENTS FY 2027 THROUGH FY 2031 - CONTINUED

24	AGGREGATED TOTALS	Year 1 FY 2026-2027	Year 2 FY 2027-2028	Year 3 FY 2028-2029	Year 4 FY 2029-2030	Year 5 FY 2030-2031	5-Year Total FY 2026-2027
25	Total Tax-Supported CIP Funding	$ 102,524,000	$ 84,143,000	$ 32,366,000	$ 11,251,000	$ -	$ 230,284,000
26	Total Other-Tax Supported CIP Funding	7,899,234	4,930,000	5,680,000	4,180,000	4,180,000	26,869,234
27	Total Tax-Supported Non-Funded CIP	29,750,000	37,650,000	27,050,000	18,000,000	10,000,000	122,450,000
28	Total Non-Tax Supported CIP Funding	$ 148,293,741	$ 163,410,879	$ 87,000,000	$ 27,100,000	$ 33,400,000	$ 459,204,620
	TOTAL ESTIMATED TAX-SUPPORTED, NON-TAX SUPPORTED, AND FUTURE CO/GO BOND FUNDING REQUIREMENTS	$ 288,466,975	$ 290,133,879	$ 152,096,000	$ 60,531,000	$ 47,580,000	$ 838,807,854

TOTAL OUTSTANDING BOND DEBT & DEBT SERVICE REQUIREMENTS FOR FY 2026-27

City Council Meeting: August 1, 2026

Presented by: Andy Alejandro, Interim Deputy Finance Director
Holly R. Holt-Torres, Assistant Finance Director

TOTAL PRINCIPAL BOND DEBT OUTSTANDING AS OF AUGUST 1, 2026

TYPE OF BOND DEBT	PRINCIPAL OUTSTANDING
General Obligation Bonds, Series 2013	$ 1,525,000
General Obligation Refunding Bonds, Series 2013	$ 7,090,000
General Obligation Refunding Bonds, Series 2014	$ 2,860,000
General Obligation & Refunding Bonds, Series 2015	$ 19,370,000
General Obligation Refunding Bonds, Series 2016	$ 2,640,000
Certificates Obligation Bonds, Series 2020	$ 25,280,000
General Obligation Refunding Bonds, Series 2020	$ 1,085,000
General Obligation Bonds, Series 2022	$ 27,115,000
General Obligation Bonds, Series 2023	$ 37,480,000
Tax Increment Revenue Bonds, Series 2023	$ 7,915,000
General Obligation Bonds, Series 2025	$ 40,450,000
Certificates Obligation Bonds, Series 2025	$ 75,540,000
TOTAL BOND DEBT OUTSTANDING:	$ 248,350,000

TOTAL BOND DEBT OUTSTANDING BY REPAYMENT SOURCE AS OF AUGUST 1, 2026

SOURCE OF DEBT REPAYMENT	PRINCIPAL OUTSTANDING	% OF TOTAL
Property Tax – General Fund	$ 144,241,632	58.08%
Water Rates – Water Utility System	$ 39,853,439	16.05%
Wastewater Rates – Wastewater Utility System	$ 39,091,295	15.74%
Tax Increment Reinvestment Zone No. 1	$ 8,143,634	3.28%
Tax Increment Reinvestment Zone No. 2	$ 17,020,000	6.85%
TOTAL BOND DEBT OUTSTANDING:	$ 248,350,000	100.00%

TOTAL PRINCIPAL & INTEREST ON BOND DEBT AS OF AUGUST 1, 2026

TYPE OF BOND DEBT	PRINCIPAL OUTSTANDING	INTEREST UNTIL PAYOFF	TOTAL P&I DUE
General Obligation Bonds, Series 2013	$ 1,525,000	$ 186,683	$ 2,088,430
General Obligation Refunding Bonds, Series 2013	$ 7,090,000	$ 1,010,713	$ 9,084,419
General Obligation Refunding Bonds, Series 2014	$ 2,860,000	$ 164,600	$ 4,745,800
General Obligation & Refunding Bonds, Series 2015	$ 19,370,000	$ 3,808,225	$ 26,160,675
General Obligation Refunding Bonds, Series 2016	$ 2,640,000	$ 346,000	$ 3,091,600
Certificates Obligation Bonds, Series 2020	$ 25,280,000	$ 14,702,100	$ 41,612,950
General Obligation Refunding Bonds, Series 2020	$ 1,085,000	$ 134,000	$ 1,520,600
General Obligation Bonds, Series 2022	$ 27,115,000	$ 10,928,750	$ 40,422,300
General Obligation Bonds, Series 2023	$ 37,480,000	$ 19,032,750	$ 59,835,750
Tax Increment Revenue Bonds, Series 2023	$ 7,915,000	$ 5,763,350	$ 14,186,813
General Obligation Bonds, Series 2025	$ 40,450,000	$ 37,027,000	$ 72,216,000
Certificates Obligation Bonds, Series 2025	$ 75,540,000	$ 62,681,500	$ 143,299,213
TOTAL BOND DEBT OUTSTANDING:	$ 248,350,000	$ 155,785,670	$ 418,264,550

DEBT SERVICE PAYMENTS DUE IN FY 2026-27 BY REPAYMENT SOURCE

SOURCE OF DEBT REPAYMENT	PRINCIPAL PAYMENT	INTEREST PAYMENT	TOTAL PAYMENT	% OF TOTAL
Property Tax - General Fund (I&S Debt Levy)	$ 7,329,323	$ 6,759,579	$ 14,088,902	63.39%
Water Rates - Water Utility System	$ 966,725	$ 1,978,723	$ 2,945,448	13.25%
Wastewater Rates - Wastewater Utility System	$ 892,861	$ 1,733,739	$ 2,626,600	11.82%
Tax Increment Reinvestment Zone No. 1	$ 1,126,091	$ 273,163	$ 1,399,254	6.30%
Tax Increment Reinvestment Zone No. 2	$ 355,000	$ 811,462	$ 1,166,462	5.25%
TOTAL DEBT SERVICE PAYMENT IN FY 2025-26:	$ 10,670,000	$ 11,556,666	$ 22,226,666	100.00%

PROPOSED FEES & RATES

PROPOSED BUDGET
FY 2026-27

PROPOSED NEW FEES & CHANGES FY 2026-27

1. **Total Number of Fees & Charges = 572**
2. **Number of New Fees Proposed = 1**
3. **Number of Fees/Charges Unchanged = 571**
4. **Number of Fees Changed = 1 (1 Decreased)**

A complete listing of all Fees & Charges are provided in the budget document.

ALL OTHER CITY FUNDS

PROPOSED BUDGET FISCAL YEAR 2026-27

ALL OTHER CITY FUNDS

ALL OTHER 56 FUNDS TOTAL EXPENDITURES: $301,194,837

EXAMPLE OF OTHER FUNDS INCLUDE:

TIRZ #6 Fund	$	1,500,000
Park Development Fund		1,999,759
Storm Drainage CIP Fund		2,145,520
2020 GO Bond Fund		2,800,000
TIRZ #1 Fund		2,899,255
General Fund CIP		4,880,000
TIRZ #4 Fund		5,000,000
2025 CO Bond Water Fund		10,100,000
TIRZ #2 Fund		10,754,815
Debt Service Fund		14,542,101
Wastewater CIP Fund		20,275,000
Water CIP Fund		39,987,229
2023 CO Bond Fund (WWTP)		60,476,760
2022 Road Bond Fund		99,724,000

A complete listing of all other City Funds and expenditure details are provided in the budget document.

NEXT STEPS

❑ **Saturday, August 1, 2026 (5:00 p.m.)**

- Presentation of Interim City Manager's Recommended Proposed Budget for Fiscal Year 2026-27

❑ **Thursday, August 13, 2026 (7:00 p.m.)**

- Update on 2026 Cost of Service Study Results & Rate Recommendations for Water & Wastewater Service - (Raftelis Financial, City's Rate Consultant)
- Review Certified Property Tax Rate Calculations Received From Hays County Tax Assessor-Collector (HCTAC)
- Approval of Resolution to Consider Tax Rate Increase At A Future City Council Meeting

NEXT STEPS (CONTINUED)

❑ **Saturday, September 5, 2026 (5:30 p.m.)**

- Public Hearings - Budget, Fees, Utility Rates, & Property Tax Rates
- 1st Reading: Budget Adoption Ordinance
- 1st Reading: Property Tax Rate Adoption Ordinance
- 1st Reading: Property Tax Increase Ratification Ordinance

❑ **Tuesday, September 15, 2026 (7:00 p.m.)**

- Public Hearings - Budget, Fees, Utility Rates, & Property Tax Rates
- 2nd Reading: Budget Adoption Ordinance
- 2nd Reading: Property Tax Rate Adoption Ordinance
- 2nd Reading: Property Tax Increase Ratification Ordinance

NEXT STEPS (CONTINUED)

- **Tuesday, September 15, 2026**
  - Annual Update & Approval of City Policies:
    - Investment Policy
    - Personnel Policy
- **All Proposed Budget Information Will Be Posted on City's Webpage:**
  - **https://www.cityofkyle.gov/**

QUESTIONS & COMMENTS FROM CITY COUNCIL

CITY OF KYLE, TEXAS

PROPOSED BUDGET

FISCAL YEAR

2026-27

State-Mandated Taxpayer Impact Statement (HB 1522)

In accordance with HB 1522, the City provides the following comparison of the median homestead property tax bill impact. This statement is required by HB 1522. State law requires a comparison between the current year's median homestead tax bill and the estimated tax bill under a budget funded at the 2026 No-New-Revenue tax rate.

Description of Item	2025 No-New-Revenue Property Tax Rate	2026 No-New-Revenue Property Tax Rate	Difference
Median-Valued Homestead Property	$ 266,150	$ 250,340	$ (15,810)
Tax Rate/Per $100	$ 0.488509	$ 0.517526	$ 0.029017
Annual Property Tax Levy	$ 1,300.17	$ 1,295.58	$ (4.59)
Monthly Cost	$ 108.35	$ 107.96	$ (0.38)

Note: 2026 No-New-Revenue tax rate is not available at this time. The percentage decline in the City's median valued homestead was used to estimate the No-New-Revenue tax rate for 2026 impact until the certified tax rate calculations worksheet is provided by the Hays County Tax Assessor Collector's office.

Proposed Budget
Fiscal Year 2026-27
August 1, 2026

Table of Contents:

		Page
1.	Summary of Proposed Budget (All City Funds Summary)	1 - 11
2.	Schedule of Partially Funded, Unfunded and Eliminated Positions	12 - 14
3.	Personnel Schedule	15 - 41
4.	General Fund Summary & Line-Item Detail	42 - 109
5.	Water Utility Fund Summary & Line-Item Detail	110 - 118
6.	Wastewater Utility Fund Summary & Line-Item Detail	119 - 129
7.	Storm Drainage Utility Fund Summary & Line-Item Detail	130 - 134
8.	TIRZ #1 Line-Item Detail	135
9.	TIRZ #2 Line-Item Detail	136 - 139
10.	TIRZ #3 Line-Item Detail	140
11.	TIRZ #4 Line-Item Detail	141
12.	TIRZ #5 Line-Item Detail	142
13.	TIRZ #6 Line-Item Detail	143 - 144
14.	All Other Fund Summaries	145 - 217
15.	5-Year Capital Improvements Plan (CIP)	218 - 239
16.	Fee Schedule – Rates, Fees & Charges	240 - 263

Summary of Proposed Budget
(All City Funds Summary)

Proposed Budget
Fiscal Year 2026-27

City Council Budget Meeting

August 1, 2026

City of Kyle, Texas
SUMMARY OF ICM PROPOSED BUDGET
For Fiscal Year 2026-27

	General Fund 1100	Water Utility Fund 3100	Wastewater Utility Fund 3110	Storm Drainage Utility Fund 3120	General Fund CIP Projects 1110	Health Benefits Trust Fund 1115
Beginning Balance	$ 18,020,374	$ 21,344,312	$ 25,622,718	$ 1,078,802	$ 23,345,219	$ 200,000
Revenue	$ 59,729,065	$ 35,060,036	$ 17,534,841	$ 2,259,954	$ -	$ -
Transfers-in	13,956,349	-	-	-	-	-
Bond Proceeds	-	-	-	-	-	-
Total Revenue & Transfers-in:	$ 73,685,414	$ 35,060,036	$ 17,534,841	$ 2,259,954	$ -	$ -
Expenditures	$ 69,227,849	$ 27,755,490	$ 9,656,310	$ 1,558,026	$ 4,880,000	$ -
Transfers-Out	2,107,968	4,692,442	2,641,315	239,753	364,478	-
Total Expenditures & Transfers-Out:	$ 71,335,817	$ 32,447,933	$ 12,297,625	$ 1,797,779	$ 5,244,478	$ -
Revenue in Excess of Expenditures	$ 2,349,597	$ 2,612,103	$ 5,237,216	$ 462,175	$ (5,244,478)	$ -
Estimated Ending Balance:	$ 20,369,971	$ 23,956,416	$ 30,859,934	$ 1,540,977	$ 18,100,741	$ 200,000

City of Kyle, Texas
SUMMARY OF ICM PROPOSED BUDGET
For Fiscal Year 2026-27

	Healthcare Fund 1117	Plum Creek PH II 1130	Street Improvement Fund 1150	Sidewalk Improvement Program Fund 1151	Tree Replacement Program Fund 1152	IT Replacement Fund 1160
Beginning Balance	$ 1,000,000	$ 193,000	$ 866,554	$ 26,592	$ 110,550	$ -
Revenue	$ -	$ 50,000	$ -	$ -	$ -	$ -
Transfers-in	-	-	-	-	-	-
Bond Proceeds	-	-	-	-	-	-
Total Revenue & Transfers-in:	$ -	$ 50,000	$ -	$ -	$ -	$ -
Expenditures	$ -	$ -	$ -	$ -	$ -	$ -
Transfers-Out	-	-	24,115	-	-	-
Total Expenditures & Transfers-Out:	$ -	$ -	$ 24,115	$ -	$ -	$ -
Revenue in Excess of Expenditures	$ -	$ 50,000	$ (24,115)	$ -	$ -	$ -
Estimated Ending Balance:	$ 1,000,000	$ 243,000	$ 842,439	$ 26,592	$ 110,550	$ -

City of Kyle, Texas
SUMMARY OF ICM PROPOSED BUDGET
For Fiscal Year 2026-27

	Fleet Replacement Fund 1170	Transportation Fund 1270	Police Forfeiture Fund 1310	Police Abandoned & Unclaimed Property 1311	Police Sp. Revenue Fund 1320	Hotel Occupancy Fund 1350
Beginning Balance	$ -	$ 2,783,304	$ 154,686	$ 7,731	$ 44,662	$ 986,452
Revenue	$ -	$ 4,900,000	$ 15,000	$ -	$ 5,500	$ 665,000
Transfers-in	-	-	-	-	-	-
Bond Proceeds	-	-	-	-	-	-
Total Revenue & Transfers-in:	$ -	$ 4,900,000	$ 15,000	$ -	$ 5,500	$ 665,000
Expenditures	$ -	$ -	$ 15,000	$ -	$ 5,500	$ 12,000
Transfers-Out	-	6,029	-	-	-	166,609
Total Expenditures & Transfers-Out:	$ -	$ 6,029	$ 15,000	$ -	$ 5,500	$ 178,609
Revenue in Excess of Expenditures	$ -	$ 4,893,971	$ -	$ -	$ -	$ 486,391
Estimated Ending Balance:	$ -	$ 7,677,275	$ 154,686	$ 7,731	$ 44,662	$ 1,472,843

City of Kyle, Texas
SUMMARY OF ICM PROPOSED BUDGET
For Fiscal Year 2026-27

	Arts & Cultural Commission Fund 1355	Court Sp. Revenue Technology 1400	Court Sp. Revenue Security 1410	Court Sp. Revenue Judicial Training 1420	Court Sp. Revenue Child Safety 1430
Beginning Balance	$ 27,125	$ 30,829	$ 4,809	$ 2,638	$ 36,357
Revenue	$ -	$ 10,000	$ 12,000	$ 150	$ 2,000
Transfers-in	-	-	-	-	-
Bond Proceeds	-	-	-	-	-
Total Revenue & Transfers-in:	$ -	$ 10,000	$ 12,000	$ 150	$ 2,000
Expenditures	$ -	$ 10,000	$ -	$ 1,250	$ -
Transfers-Out	-	-	12,000	-	-
Total Expenditures & Transfers-Out:	$ -	$ 10,000	$ 12,000	$ 1,250	$ -
Revenue in Excess of Expenditures	$ -	$ -	$ -	$ (1,100)	$ 2,000
Estimated Ending Balance:	$ 27,125	$ 30,829	$ 4,809	$ 1,538	$ 38,357

City of Kyle, Texas
SUMMARY OF ICM PROPOSED BUDGET
For Fiscal Year 2026-27

	Debt Service Fund 1510	TIRZ #1 Fund 1520	TIRZ #2 Fund 1530	Heroes Memorial Fund 1531	TIRZ #3 Fund 1540	TIRZ #4 Fund 1541
Beginning Balance	$ (6,525,086)	$ 4,565,906	$ 7,487,565	$ (4,463)	$ (145,123)	$ 931,611
Revenue	$ 19,683,574	$ 1,655,000	$ 1,453,082	$ -	$ -	$ 850,500
Transfers-in	453,197	1,719,981	1,535,520	-	5,000	50,611
Bond Proceeds	-	-	-	-	-	-
Total Revenue & Transfers-in:	$ 20,136,771	$ 3,374,981	$ 2,988,602	$ -	$ 5,000	$ 901,111
Expenditures	$ 14,542,101	$ 2,899,255	$ 10,754,815	$ -	$ -	$ 5,000,000
Transfers-Out	1,213,144	-	1,273,276	-	-	-
Total Expenditures & Transfers-Out:	$ 15,755,245	$ 2,899,255	$ 12,028,091	$ -	$ -	$ 5,000,000
Revenue in Excess of Expenditures	$ 4,381,527	$ 475,726	$ (9,039,489)	$ -	$ 5,000	$ (4,098,889)
Estimated Ending Balance:	$ (2,143,559)	$ 5,041,632	$ (1,551,924)	$ (4,463)	$ (140,123)	$ (3,167,278)

City of Kyle, Texas
SUMMARY OF ICM PROPOSED BUDGET
For Fiscal Year 2026-27

	TIRZ #5 Fund 1542	TIRZ #6 Fund 1543	Park Development Fund 1720	2015 GO Bond Fund 1920	2020 CO Bond Fund 1950	2020 GO Bond Fund 1951
Beginning Balance	$ 75,584	$ (49,546)	$ 2,286,690	$ 1,725,148	$ 1,052,850	$ 3,603,087
Revenue	$ 1,000	$ -	$ 570,000	$ -	$ -	$ 4,485,000
Transfers-in	5,000	5,000	-	-	-	-
Bond Proceeds	-	-	-	-	-	-
Total Revenue & Transfers-in:	$ 6,000	$ 5,000	$ 570,000	$ -	$ -	$ 4,485,000
Expenditures	$ -	$ 1,500,000	$ 1,999,759	$ -	$ -	$ 2,800,000
Transfers-Out	-	66,016	216,876	-	-	149,764
Total Expenditures & Transfers-Out:	$ -	$ 1,566,016	$ 2,216,635	$ -	$ -	$ 2,949,764
Revenue in Excess of Expenditures	$ 6,000	$ (1,561,016)	$ (1,646,635)	$ -	$ -	$ 1,535,236
Estimated Ending Balance:	$ 81,584	$ (1,610,562)	$ 640,054	$ 1,725,148	$ 1,052,850	$ 5,138,322

City of Kyle, Texas
SUMMARY OF ICM PROPOSED BUDGET
For Fiscal Year 2026-27

	2022 GO Road Bond Fund 1952	2023 CO Bond Fund (WWTP) 1953	2025 CO Bond Fund 1954	2025 CO Bond Water Fund 1955	2025 CO Bond Parks Fund 1956	Animal Shelter Fund 1957
Beginning Balance	$ (29,148,068)	$ (75,117,236)	$ 3,022,949	$ (48,737,084)	$ (1,106,838)	$ (38,417)
Revenue	$ -	$ -	$ -	$ -	$ -	$ -
Transfers-in	-	-	-	-	-	-
Bond Proceeds	-	-	-	-	-	-
Total Revenue & Transfers-in:	$ -	$ -	$ -	$ -	$ -	$ -
Expenditures	$ 99,724,000	$ 60,476,760	$ -	$ 10,100,000	$ 447,469	$ -
Transfers-Out	1,566,093	-	-	-	-	-
Total Expenditures & Transfers-Out:	$ 101,290,093	$ 60,476,760	$ -	$ 10,100,000	$ 447,469	$ -
Revenue in Excess of Expenditures	$ (101,290,093)	$ (60,476,760)	$ -	$ (10,100,000)	$ (447,469)	$ -
Estimated Ending Balance:	$ (130,438,161)	$ (135,593,997)	$ 3,022,949	$ (58,837,084)	$ (1,554,307)	$ (38,417)

City of Kyle, Texas
SUMMARY OF ICM PROPOSED BUDGET
For Fiscal Year 2026-27

	Water Impact Fee Fund 3320	Wastewater Impact Fee Fund 3420	Storm Drainage CIP Fund 3510	Safe Streets For All Grant 4110	CAMPO Sidewalk Grant 4111
Beginning Balance	$ 15,459,182	$ 25,723,837	$ 3,721,200	$ 120,000	$ 365,200
Revenue	$ 4,700,000	$ 5,410,200	$ 50,000	$ -	$ -
Transfers-in	-	-	-	-	-
Bond Proceeds	-	-	-	-	-
Total Revenue & Transfers-in:	$ 4,700,000	$ 5,410,200	$ 50,000	$ -	$ -
Expenditures	$ 39,987,229	$ 20,275,000	$ 2,145,520	$ 120,000	$ 365,200
Transfers-Out	1,009,528	1,894,048	82,595	-	-
Total Expenditures & Transfers-Out:	$ 40,996,757	$ 22,169,048	$ 2,228,115	$ 120,000	$ 365,200
Revenue in Excess of Expenditures	$ (36,296,757)	$ (16,758,848)	$ (2,178,115)	$ (120,000)	$ (365,200)
Estimated Ending Balance:	$ (20,837,574)	$ 8,964,988	$ 1,543,085	$ -	$ -

City of Kyle, Texas
SUMMARY OF ICM PROPOSED BUDGET
For Fiscal Year 2026-27

	Victims Coordinator Grant 4140	Library Grant Fund 4200	CDBG Grant Fund 4240	WWTP LID Grant Fund 4310	American Rescue Plan Act Fund 4401	Public Educational & Government 4500
Beginning Balance	$ (33,823)	$ 1,000	$ -	$ 85,754	$ -	$ 140,699
Revenue	$ 49,500	$ -	$ 572,006	$ -	$ -	$ 50,000
Transfers-in	-	-	-	-	-	-
Bond Proceeds	-	-	-	-	-	-
Total Revenue & Transfers-in:	$ 49,500	$ -	$ 572,006	$ -	$ -	$ 50,000
Expenditures	$ 80,483	$ -	$ 572,006	$ 25,000	$ -	$ 210,000
Transfers-Out	-	4,610	-	-	-	-
Total Expenditures & Transfers-Out:	$ 80,483	$ 4,610	$ 572,006	$ 25,000	$ -	$ 210,000
Revenue in Excess of Expenditures	$ (30,983)	$ (4,610)	$ -	$ (25,000)	$ -	$ (160,000)
Estimated Ending Balance:	$ (64,806)	$ (3,610)	$ -	$ 60,754	$ -	$ (19,301)

City of Kyle, Texas
SUMMARY OF ICM PROPOSED BUDGET
For Fiscal Year 2026-27

	OPEB Liability Fund 8100	Bunton Creek PID 8200	6 Creeks PID 8210	SW Kyle PID #1 8220	Plum Creek North PID 8225	Porter Country PID 8227
Beginning Balance	$ -	$ 59,196	$ (34,267)	$ (361)	$ (4,329)	$ 1,224,400
Revenue	$ 5,000	$ 65,000	$ -	$ -	$ -	$ -
Transfers-in	-	-	-	-	-	-
Bond Proceeds	-	-	-	-	-	-
Total Revenue & Transfers-in:	$ 5,000	$ 65,000	$ -	$ -	$ -	$ -
Expenditures	$ 5,000	$ 65,000	$ -	$ -	$ -	$ -
Transfers-Out	-	-	-	-	-	-
Total Expenditures & Transfers-Out:	$ 5,000	$ 65,000	$ -	$ -	$ -	$ -
Revenue in Excess of Expenditures	$ -	$ -	$ -	$ -	$ -	$ -
Estimated Ending Balance:	$ -	$ 59,196	$ (34,267)	$ (361)	$ (4,329)	$ 1,224,400

City of Kyle, Texas
SUMMARY OF COUNCIL APPROVED BUDGET
For Fiscal Year 2026-27

	Limestone PID 8228	KAYAC Fund 8300	FUTURE CO BONDS	FUTURE GO BONDS	Total Fund Balance
Beginning Balance	$ (44,082)	$ 3,890	$ -	$ -	$ 6,553,738
Revenue	$ -	$ -	$ -	$ -	$ 159,843,407
Transfers-in	-	-	-	-	17,730,658
Bond Proceeds	-	-	23,750,000	6,000,000	29,750,000
Total Revenue & Transfers-in:	$ -	$ -	$ 23,750,000	$ 6,000,000	$ 207,324,065
Expenditures	$ -	$ -	$ 23,750,000	$ 6,000,000	$ 416,966,023
Transfers-Out	-	-	-	-	17,730,658
Total Expenditures & Transfers-Out:	$ -	$ -	$ 23,750,000	$ 6,000,000	$ 434,696,680
Revenue in Excess of Expenditures	$ -	$ -	$ -	$ -	$ (227,372,615)
Estimated Ending Balance:	$ (44,082)	$ 3,890	$ -	$ -	$ (220,818,877)

Schedule of Partially Funded, Unfunded and Eliminated Positions

Proposed Budget
Fiscal Year 2026-27

City Council Budget Meeting

August 1, 2026

City of Kyle, Texas
Partially Funded Positions- Total Costs Including Fringe Benefits
Fiscal Year 2026-2027

Department	Position Title	General Fund	FTE	Water Fund	FTE	Wastewater Fund	FTE	Drainage Utility Fund	FTE	Other Fund	FTE	Total All Funds	Total FTE
Office of The City Manager	City Manager	$ 331,725	1.0	$ -	0.0	$ -	0.0	$ -	0.0	$ -	0.0	$ 331,725	1.0
Total Office of The City Manager		$ 331,725	1.0	$ -	0.0	$ -	0.0	$ -	0.0	$ -	0.0	$ 331,725	1.0
Development Services	Combination Building Inspector	$ 91,387	1.0	$ -	0.0	$ -	0.0	$ -	0.0	$ -	0.0	$ 91,387	1.0
Total Development Services		$ 91,387	1.0	$ -	0.0	$ -	0.0	$ -	0.0	$ -	0.0	$ 91,387	1.0
Parks & Recreation													
Parks Special Events	Recreation Coordinator	$ 91,945	1.0	$ -	0.0	$ -	0.0	$ -	0.0	$ -	0.0	$ 91,945	1.0
Total Parks & Recreation		$ 91,945	1.0	$ -	0.0	$ -	0.0	$ -	0.0	$ -	0.0	$ 91,945	1.0
Transportation & Public Works													
Transportation and Public Works Administation	Director of Transportation and Public Works	$ 244,583	1.0	$ -	0.0	$ -	0.0	$ -	0.0	$ -	0.0	$ 244,583	1.0
Total Transportation & Public Works		$ 244,583	1.0	$ -	0.0	$ -	0.0	$ -	0.0	$ -	0.0	$ 244,583	1.0
	Total Partially Funded Positions	**$ 759,640**	**4.0**	**$ -**	**0.0**	**$ -**	**0.0**	**$ -**	**0.0**	**$ -**	**0.0**	**$ 759,640**	**4.0**

City of Kyle, Texas
Unfunded Positions- Total Costs Including Fringe Benefits
Fiscal Year 2026-2027

Department	Position Title	General Fund	FTE	Water Fund	FTE	Wastewater Fund	FTE	Drainage Utility Fund	FTE	Other Fund	FTE	Total All Funds	Total FTE
Animal Services	Director of Animal Services	$ 196,152	1.0	$ -	0.0	$ -	0.0	$ -	0.0	$ -	0.0	$ 196,152	1.0
Total Animal Services		$ 196,152	1.0	$ -	0.0	$ -	0.0	$ -	0.0	$ -	0.0	$ 196,152	1.0
Development Services	Building Inspector	$ 107,152	1.0	$ -	0.0	$ -	0.0	$ -	0.0	$ -	0.0	$ 107,152	1.0
	Code Enforcement Officer	90,709	1.0	-	0.0	-	0.0	-	0.0	-	0.0	90,709	1.0
Total Development Services		$ 197,861	2.0	$ -	0.0	$ -	0.0	$ -	0.0	$ -	0.0	$ 197,861	2.0
Human Resources	Human Resources Business Partner	$ 107,152	1.0	$ -	0.0	$ -	0.0	$ -	0.0	$ -	0.0	$ 107,152	1.0
Total Human Resources		$ 107,152	1.0	$ -	0.0	$ -	0.0	$ -	0.0	$ -	0.0	$ 107,152	1.0
Library Services	Assistant Director of Library Services	$ 170,900	1.0	$ -	0.0	$ -	0.0	$ -	0.0	$ -	0.0	$ 170,900	1.0
	Circulation Assistant PT	28,529	0.5	-	0.0	-	0.0	-	0.0	-	0.0	28,529	0.5
	Circulation Assistant PT	28,529	0.5	-	0.0	-	0.0	-	0.0	-	0.0	28,529	0.5
Total Library Services		$ 227,958	2.0	$ -	0.0	$ -	0.0	$ -	0.0	$ -	0.0	$ 227,958	2.0
Parks & Recreation													
Aquatics	Parks Aquatic Maintenance Technician	$ 71,184	1.0	$ -	0.0	$ -	0.0	$ -	0.0	$ -	0.0	$ 71,184	1.0
Parks Maintenance & Operations	Senior Park Technician	80,099	1.0	-	0.0	-	0.0	-	0.0	-	0.0	80,099	1.0
Total Parks & Recreation		$ 151,283	2.0	$ -	0.0	$ -	0.0	$ -	0.0	$ -	0.0	$ 151,283	2.0
Police Department													
Emergency Management	Emergency Planner	$ 126,998	1.0	$ -	0.0	$ -	0.0	$ -	0.0	$ -	0.0	$ 126,998	1.0
Records Bureau	Records Specialist	83,591	1.0	-	0.0	-	0.0	-	0.0	-	0.0	83,591	1.0
Records Bureau	Records Specialist	83,591	1.0	-	0.0	-	0.0	-	0.0	-	0.0	83,591	1.0
Total Police Department		$ 294,180	3.0	$ -	0.0	$ -	0.0	$ -	0.0	$ -	0.0	$ 294,180	3.0
Transportation & Public Works													
Public Works	Street Maintenance Technician	$ 83,591	1.0	$ -	0.0	$ -	0.0	$ -	0.0	$ -	0.0	$ 83,591	1.0
Public Works	Street Maintenance Technician	83,591	1.0	-	0.0	-	0.0	-	0.0	-	0.0	83,591	1.0
Total T&PW		$ 167,182	2.0	$ -	0.0	$ -	0.0	$ -	0.0	$ -	0.0	$ 167,182	2.0
CIP & Engineering													
Engineering	Engineering Technician	$ 98,759	1.0	$ -	0.0	$ -	0.0	$ -	0.0	$ -	0.0	$ 98,759	1.0
Transportation & Traffic	Engineer Associate	126,998	1.0	-	0.0	-	0.0	-	0.0	-	0.0	126,998	1.0
Total CIP & Engineering		$ 225,757	2.0	$ -	0.0	$ -	0.0	$ -	0.0	$ -	0.0	$ 225,757	2.0
Water Utilities													
Wastewater Operations	Wastewater Treatment Operator	$ -	0.0	$ -	0.0	$ 83,591	1.0	$ -	0.0	$ -	0.0	$ 83,591	1.0
Wastewater Operations	Assistant Wastewater Plant Operator	-	0.0	-	0.0	77,100	1.0	-	0.0	-	0.0	77,100	1.0
Wastewater Operations	Backflow Technician	-	0.0	-	0.0	98,759	1.0	-	0.0	-	0.0	98,759	1.0
Wastewater Operations	Water Utility Technichian	-	0.0	-	0.0	77,100	1.0	-	0.0	-	0.0	77,100	1.0
Wastewater Operations	Water Utility Technichian	-	0.0	-	0.0	77,100	1.0	-	0.0	-	0.0	77,100	1.0
Wastewater Operations	Instrument & Control Tech	-	0.0	51,308	0.5	51,307	0.5	-	0.0	-	0.0	102,615	1.0
Water Operations	Lead Water Production Operator	-	0.0	98,759	1.0	-	0.0	-	0.0	-	0.0	98,759	1.0
Water Operations	Water Production Operator	-	0.0	83,591	1.0	-	0.0	-	0.0	-	0.0	83,591	1.0
Water Operations	Division Manager Water Quality	-	0.0	90,171	0.5	90,171	0.5	-	0.0	-	0.0	180,342	1.0
Total Water Utilities		$ -	0.0	$ 323,829	3.0	$ 555,128	6.0	$ -	0.0	$ -	0.0	$ 878,957	9.0
	Total Unfunded Positions	**$ 1,567,525**	**15.0**	**$ 323,829**	**3.0**	**$ 555,128**	**6.0**	**$ -**	**0.0**	**$ -**	**0.0**	**$ 2,446,482**	**24.0**

City of Kyle, Texas
Eliminated Positions- Total Costs Including Fringe Benefits
Fiscal Year 2026-2027

Department	Position Title	General Fund	FTE	Water Fund	FTE	Wastewater Fund	FTE	Drainage Utility Fund	FTE	Other Fund	FTE	Total All Funds	Total FTE
Communications													
	Chief Communications Officer	$ 232,884	1.0	$ -	0.0	$ -	0.0	$ -	0.0	$ -	0.0	$ 232,884	1.0
	Communications Manager	126,998	1.0	-	0.0	-	0.0	-	0.0	-	0.0	126,998	1.0
Total Communications		$ 359,882	2.0	$ -	0.0	$ -	0.0	$ -	0.0	$ -	0.0	$ 359,882	2.0
Development Services													
	Executive Director of Strategic Development	$ 300,226	1.0	$ -	0.0	$ -	0.0	$ -	0.0	$ -	0.0	$ 300,226	1.0
	Chief Development Officer	269,480	1.0	-	0.0	-	0.0	-	0.0	-	0.0	269,480	1.0
Total Development Services		$ 569,706	2.0	$ -	0.0	$ -	0.0	$ -	0.0	$ -	0.0	$ 569,706	2.0
Financial Services													
Procurement	Assistant Finance Director	$ 216,233	1.0	$ -	0.0	$ -	0.0	$ -	0.0	$ -	0.0	$ 216,233	1.0
Procurement	Procurement Specialist	118,970	1.0	-	0.0	-	0.0	-	0.0	-	0.0	118,970	1.0
Total Financial Services		$ 335,203	2.0	$ -	0.0	$ -	0.0	$ -	0.0	$ -	0.0	$ 335,203	2.0
Parks & Recreation													
Parks Administration	Deputy Parks & Recs Director	$ 210,502	1.0	$ -	0.0	$ -	0.0	$ -	0.0	$ -	0.0	$ 210,502	1.0
Parks Administration	Business and Strategic Planning Manager	151,890	1.0	-	0.0	-	0.0	-	0.0	-	0.0	151,890	1.0
Recreation	Recreation Divisional Manager	122,003	1.0	-	0.0	-	0.0	-	0.0	-	0.0	122,003	1.0
Parks Maintenance	Parks Maintenance Division Manager	129,967	1.0	-	0.0	-	0.0	-	0.0	-	0.0	129,967	1.0
Total Parks & Recreation		$ 614,362	4.0	$ -	0.0	$ -	0.0	$ -	0.0	$ -	0.0	$ 614,362	4.0
Police Department													
Victims Services	Victim Services Coordinator (Unfunded Grant Position)	$ -	1.0	$ -	0.0	$ -	0.0	$ -	0.0	$ -	0.0	$ -	1.0
Total Police Department		$ -	1.0	$ -	0.0	$ -	0.0	$ -	0.0	$ -	0.0	$ 866,332	1.0
Total Eliminated Positions		**$ 1,879,153**	**11.0**	**$ -**	**0.0**	**$ -**	**0.0**	**$ -**	**0.0**	**$ -**	**0.0**	**$ 1,879,153**	**11.0**

Personnel Schedule

Proposed Budget
Fiscal Year 2026-27

City Council Budget Meeting

August 1, 2026

City of Kyle, Texas
ICM Proposed Positions
Fiscal Year 2026 - 2027

	Position Title	FT/PT/L	FY 2024-2025 Adopted FTE	FY2025-2026 Adopted FTE	FY2026-2027 Proposed FTE	Change FTE
GENERAL FUND						
Mayor & City Council						
1	Mayor	L	1.00	1.00	1.00	0.00
2	Council Member District 1	L	1.00	1.00	1.00	0.00
3	Council Member District 2 (Mayor Pro Tem)	L	1.00	1.00	1.00	0.00
4	Council Member District 3	L	1.00	1.00	1.00	0.00
5	Council Member District 4	L	1.00	1.00	1.00	0.00
6	Council Member District 5	L	1.00	1.00	1.00	0.00
7	Council Member District 6	L	1.00	1.00	1.00	0.00
	Total:		7.00	7.00	7.00	0.00
City Manager's Office						
1	City Manager	FT	1.00	1.00	1.00	0.00
2	Deputy City Manager	FT	0.00	1.00	1.00	0.00
3	Assistant City Manager	FT	1.00	1.00	1.00	0.00
4	Assistant City Manager	FT	1.00	0.00	0.00	0.00
	Total:		3.00	3.00	3.00	0.00
City Attorney's Office						
1	City Attorney	FT	1.00	1.00	1.00	0.00
2	Assistant City Attorney	FT	0.00	1.00	1.00	0.00
3	Paralegal	FT	1.00	1.00	1.00	0.00
	Total:		2.00	3.00	3.00	0.00
City Secretary's Office						
1	City Secretary	FT	1.00	1.00	1.00	0.00
2	Assistant City Secretary	FT	1.00	1.00	1.00	0.00
3	City Records Management Specialist	FT	1.00	1.00	1.00	0.00
4	Executive Assistant	FT	1.00	1.00	1.00	0.00
	Total:		4.00	4.000	4.000	0.00

	Position Title	FT/PT/L	FY 2024-2025 Adopted FTE	FY2025-2026 Adopted FTE	FY2026-2027 Proposed FTE	Change FTE
Administrative Services:						
Administration						
1	Director of Administrative Services	FT	1.00	0.00	0.00	0.00
2	Assistant Director of Administrative Services	FT	1.00	0.00	0.00	0.00
3	Assistant Director of Administrative Services	FT	1.00	0.00	0.00	0.00
	Total:		3.00	0.00	0.00	0.00
Animal Services						
1	Director, Animal Services	FT	0.00	1.00	1.00	0.00
2	Supervisor, Animal Services	FT	0.00	1.00	1.00	0.00
3	Animal Services Officer	FT	0.00	1.00	1.00	0.00
4	Animal Services Officer	FT	0.00	1.00	1.00	0.00
5	Animal Services Officer	FT	0.00	1.00	1.00	0.00
6	Animal Services Officer	FT	0.00	1.00	1.00	0.00
	Total:		0.00	6.00	6.00	0.00
Human Resources						
1	Director, Human Resources & Civil Service	FT	0.00	1.00	1.00	0.00
2	Human Resources Business Partner	FT	1.00	1.00	1.00	0.00
3	Human Resources Business Partner	FT	1.00	1.00	1.00	0.00
4	Compensation & Benefits Specialist	FT	1.00	1.00	1.00	0.00
5	HRIS Administrator	FT	1.00	1.00	1.00	0.00
6	Safety Program Officer	FT	0.00	0.33	0.00	-0.33
7	Payroll Administrator	FT	0.00	0.00	1.00	1.00
	Total:		4.00	5.33	6.00	0.67
Payroll						
1	Payroll Administrator	FT	1.00	1.00	0.00	-1.00
	Total:		1.00	1.00	0.00	-1.00
TOTAL HUMAN RESOURCES						**-0.33**

	Position Title	FT/PT/L	FY 2024-2025 Adopted FTE	FY2025-2026 Adopted FTE	FY2026-2027 Proposed FTE	Change FTE
Information Technology Services						
1	Director, Information Technology	FT	1.00	1.00	1.00	0.00
2	Assistant Director, Information Technology	FT	1.00	1.00	1.00	0.00
3	IT Application Support Analyst	FT	1.00	1.00	1.00	0.00
4	Senior IT Systems Technician	FT	1.00	1.00	1.00	0.00
5	Senior IT Systems Technician	FT	1.00	1.00	1.00	0.00
6	IT Business Analyst	FT	1.00	1.00	1.00	0.00
7	GIS Administrator	FT	1.00	1.00	1.00	0.00
8	GIS Analyst	FT	1.00	1.00	1.00	0.00
9	IT Business Analyst	FT	1.00	1.00	1.00	0.00
10	IT Data Analyst	FT	1.00	1.00	1.00	0.00
11	IT Network Administrator	FT	1.00	1.00	1.00	0.00
12	IT System Administrator	FT	1.00	1.00	1.00	0.00
13	IT Systems Technician	FT	1.00	1.00	1.00	0.00
14	IT Help Desk Specialist	FT	1.00	1.00	1.00	0.00
	Total:		14.00	14.00	14.00	0.00
Communications						
1	Chief Communications Officer	FT	1.00	1.00	0.00	-1.00
2	Assistant Director, Communications	FT	1.00	1.00	0.00	-1.00
3	Manager, Communications	FT	1.00	1.00	0.00	-1.00
4	Public Information Officer	FT	0.00	0.00	1.00	1.00
5	Manager, Audio & Film Production	FT	1.00	1.00	1.00	0.00
6	Senior Graphic Designer	FT	1.00	1.00	1.00	0.00
7	Audio & Film Production Specialist	FT	1.00	1.00	1.00	0.00
8	Coordinator, Communications	FT	1.00	1.00	1.00	0.00
9	Communications Specialist	FT	0.00	0.00	1.00	1.00
	Total:		7.00	7.00	6.00	-1.00

	Position Title	FT/PT/L	FY 2024-2025 Adopted FTE	FY2025-2026 Adopted FTE	FY2026-2027 Proposed FTE	Change FTE
Building Inspection						
1	Executive Director, Strategic Development	FT	0.00	0.50	0.00	-0.50
2	Chief Development Officer	FT	0.50	0.50	0.00	-0.50
3	Building & Code Official	FT	1.00	1.00	1.00	0.00
4	Building Inspector	FT	1.00	1.00	1.00	0.00
5	Combination Building Inspector	FT	1.00	1.00	1.00	0.00
6	Building Inspector	FT	1.00	1.00	1.00	0.00
7	Building Inspector	FT	1.00	1.00	0.00	-1.00
8	Building Inspector	FT	1.00	1.00	1.00	0.00
9	Combination Building Inspector	FT	1.00	1.00	1.00	0.00
10	Manager, Building & Code Services	FT	1.00	1.00	1.00	0.00
11	Coordinator, Building Permits	FT	1.00	1.00	1.00	0.00
12	Coordinator, Building Permits	FT	1.00	1.00	1.00	0.00
13	Supervisor, Building & Code Services	FT	0.00	0.00	1.00	1.00
	Total:		10.50	11.00	10.00	-1.00
Planning Division						
1	Executive Director, Strategic Development	FT	0.00	0.50	0.00	-0.50
2	Chief Development Officer	FT	0.50	0.50	0.00	-0.50
3	Interim Director, Planning	FT	1.00	1.00	1.00	0.00
4	Senior Planner	FT	1.00	1.00	1.00	0.00
5	Coordinator, Project Development	FT	1.00	1.00	1.00	0.00
6	Senior Planner	FT	0.00	0.00	1.00	1.00
	Total:		3.50	4.00	4.00	0.00
Code Enforcement Division						
1	Code Enforcement Officer	FT	1.00	1.00	1.00	0.00
2	Code Enforcement Officer	FT	1.00	1.00	1.00	0.00
3	Supervisor, Building & Code Services	FT	1.00	1.00	0.00	-1.00
4	Code Compliance Technician	FT	1.00	1.00	1.00	0.00
5	Supervisor, Code Enforcement	FT	1.00	1.00	1.00	0.00
	Total:		5.00	5.00	4.00	-1.00
Economic Development						
1	Director, Economic Development	FT	1.00	1.00	1.00	0.00
2	Business Retention Specialist	FT	1.00	1.00	1.00	0.00
	Total:		2.00	2.00	2.00	0.00

	Position Title	FT/PT/L	FY 2024-2025 Adopted FTE	FY2025-2026 Adopted FTE	FY2026-2027 Proposed FTE	Change FTE
Financial Services						
1	Director, Financial Services	FT	1.00	1.00	1.00	0.00
2	Interim Deputy Director, Financial Services	FT	1.00	1.00	1.00	0.00
3	Assistant Director, Financial Services	FT	1.00	1.00	1.00	0.00
4	Manager, Accounting	FT	1.00	1.00	1.00	0.00
5	Manager, Budget	FT	1.00	1.00	1.00	0.00
6	Senior Budget Analyst, CIP	FT	1.00	1.00	1.00	0.00
7	Senior Budget Analyst	FT	1.00	1.00	1.00	0.00
8	Staff Accountant	FT	1.00	1.00	1.00	0.00
9	Senior Staff Accountant	FT	0.00	1.00	1.00	0.00
10	Staff Accountant	FT	1.00	1.00	1.00	0.00
11	Staff Accountant	FT	1.00	1.00	1.00	0.00
12	Staff Accountant	FT	1.00	1.00	1.00	0.00
13	Staff Accountant	FT	1.00	1.00	1.00	0.00
14	Senior Budget Analyst	FT	1.00	1.00	0.00	-1.00
	Total:		13.00	14.00	13.00	-1.00
Purchasing						
1	Assistant Director, Financial Services	FT	0.00	1.00	0.00	-1.00
2	Supervisor, Procurement	FT	1.00	1.00	1.00	0.00
3	Procurement Specialist	FT	1.00	1.00	0.00	-1.00
4	Procurement Specialist	FT	0.00	1.00	1.00	0.00
	Total:		2.00	4.00	2.00	-2.00
3-1-1 Customer Service						
1	Supervisor, Customer Solutions	FT	1.00	1.00	1.00	0.00
2	Senior Customer Solutions Specialist	FT	1.00	1.00	1.00	0.00
3	Customer Solutions Specialist	FT	1.00	1.00	1.00	0.00
4	Senior Customer Solutions Specialist	FT	1.00	1.00	1.00	0.00
5	Lead Customer Solutions Specialist	FT	1.00	1.00	1.00	0.00
	Total:		5.00	5.00	5.00	0.00

	Position Title	FT/PT/L	FY 2024-2025 Adopted FTE	FY2025-2026 Adopted FTE	FY2026-2027 Proposed FTE	Change FTE
Municipal Court						
1	Court Administrator	FT	1.00	1.00	1.00	0.00
2	Lead Municipal Court Clerk	FT	1.00	1.00	1.00	0.00
3	Municipal Court Clerk	FT	1.00	1.00	1.00	0.00
4	Municipal Court Clerk	FT	1.00	1.00	1.00	0.00
	Total:		4.00	4.00	4.00	0.00
TOTAL FINANCIAL SERVICES			**24.00**	**27.00**	**24.00**	**-3.00**
Parks & Recreation Administration						
1	Director, Parks & Recreation	FT	1.00	1.00	1.00	0.00
2	Deputy Director, Parks & Recreation	FT	1.00	1.00	0.00	-1.00
3	Parks Superintendent	FT	0.00	0.00	1.00	1.00
4	Assistant Director, Parks & Recreation	FT	1.00	1.00	0.00	-1.00
5	Management Assistant	FT	1.00	1.00	1.00	0.00
6	Manager, Business & Strategic Planning	FT	1.00	1.00	0.00	-1.00
7	Parks Planning & Project Manager	FT	1.00	1.00	1.00	0.00
	Total:		6.00	6.00	4.00	-2.00
Parks Maintenance						
1	Crew Leader, Parks	FT	1.00	1.00	1.00	0.00
2	Senior Parks Technician	FT	1.00	1.00	1.00	0.00
3	Senior Parks Technician	FT	1.00	1.00	1.00	0.00
4	Senior Parks Technician	FT	1.00	1.00	1.00	0.00
5	Senior Parks Technician	FT	1.00	1.00	1.00	0.00
6	Parks Technician	FT	1.00	1.00	1.00	0.00
7	Parks Technician	FT	1.00	1.00	1.00	0.00
8	Parks Technician	FT	1.00	1.00	1.00	0.00
9	Parks Technician	FT	0.00	1.00	1.00	0.00
10	Senior Parks Technician	FT	1.00	1.00	1.00	0.00
11	Parks Technician	FT	1.00	1.00	1.00	0.00
12	Parks Technician, Mechanic	FT	1.00	1.00	1.00	0.00

	Position Title	FT/PT/L	FY 2024-2025 Adopted FTE	FY2025-2026 Adopted FTE	FY2026-2027 Proposed FTE	Change FTE
13	Crew Leader, Parks	FT	1.00	1.00	1.00	0.00
14	Parks Technician	FT	1.00	1.00	1.00	0.00
15	Senior Parks Technician	FT	1.00	1.00	1.00	0.00
16	Supervisor, Parks Irrigation	FT	1.00	1.00	1.00	0.00
17	Crew Leader, Parks	FT	1.00	1.00	1.00	0.00
18	Aquatic Maintenance Technician	FT	1.00	1.00	1.00	0.00
19	Parks Technician	FT	1.00	1.00	0.00	-1.00
20	Division Manager, Parks Maintenance	FT	1.00	1.00	0.00	-1.00
	Total:		20.00	20.00	18.00	-2.00
Park Trails						
1	Supervisor, Parks	FT	0.00	0.00	1.00	1.00
2	Parks Technician	FT	0.00	0.00	1.00	1.00
3	Parks Technician	FT	0.00	0.00	1.00	1.00
4	Parks Technician	FT	0.00	0.00	1.00	1.00
	Total:		0.00	0.00	4.00	4.00
Park Conservation						
1	Supervisor, Parks	FT	1.00	1.00	0.00	-1.00
2	Crew Leader, Parks	FT	1.00	1.00	1.00	0.00
3	Division Manager, Conservation	FT	1.00	1.00	1.00	0.00
4	Senior Parks Technician	FT	1.00	1.00	1.00	0.00
5	Parks Technician	FT	1.00	1.00	1.00	0.00
6	Parks Technician	FT	1.00	1.00	0.00	-1.00
7	Integrated Pest Management Technician	FT	1.00	1.00	1.00	0.00
8	Supervisor, Native Landscape	FT	1.00	1.00	1.00	0.00
9	Parks Technician	FT	1.00	1.00	1.00	0.00
10	Parks Technician	FT	1.00	1.00	1.00	0.00
	Total:		10.00	10.00	8.00	-2.00

	Position Title	FT/PT/L	FY 2024-2025 Adopted FTE	FY2025-2026 Adopted FTE	FY2026-2027 Proposed FTE	Change FTE
Recreation Programs						
1	Coordinator, Recreation	FT	1.00	1.00	1.00	0.00
2	Coordinator, Recreation	FT	1.00	1.00	0.00	-1.00
3	Coordinator, Recreation	FT	1.00	1.00	1.00	0.00
4	Division Manager, Recreation	FT	1.00	1.00	0.00	-1.00
5	Coordinator, Recreation	FT	1.00	1.00	0.00	-1.00
6	Recreation Coordinator, Therapeutic	FT	1.00	1.00	1.00	0.00
	Total:		6.00	6.00	3.00	-3.00
Aquatic Programs						
1	Coordinator, Recreation	FT	0.00	0.00	1.00	1.00
	Total:		0.00	0.00	1.00	1.00
Special Events						
1	Coordinator, Special Events	FT	1.00	1.00	1.00	0.00
2	Program Coordinator	FT	1.00	1.00	1.00	0.00
3	Division Manager, Special Events	FT	1.00	1.00	1.00	0.00
4	Recreation Specialist	FT	1.00	1.00	1.00	0.00
5	Coordinator, Recreation	FT	0.00	1.00	1.00	0.00
	Total:		4.00	5.00	5.00	0.00
Dacy Lane						
1	Supervisor, Recreation	FT	0.00	1.00	1.00	0.00
	Total:		0.00	1.00	1.00	0.00
TOTAL PARKS DEPARTMENT:			**46.00**	**48.00**	**44.00**	**-4.00**
Library Services						
1	Director, Library Services	FT	1.00	1.00	1.00	0.00
2	Assistant Director, Library Services	FT	1.00	1.00	1.00	0.00
3	Manager, Technical Services	FT	1.00	1.00	1.00	0.00
4	Senior Circulation Assistant	FT	1.00	1.00	1.00	0.00
5	Librarian, Youth Services	FT	0.00	1.00	1.00	0.00
6	Librarian, Adult Services	FT	1.00	1.00	1.00	0.00
7	Circulation Assistant	FT	1.00	1.00	1.00	0.00
8	Senior Circulation Assistant	FT	1.00	1.00	1.00	0.00

	Position Title	FT/PT/L	FY 2024-2025 Adopted FTE	FY2025-2026 Adopted FTE	FY2026-2027 Proposed FTE	Change FTE
9	Senior Circulation Assistant	FT	1.00	1.00	1.00	0.00
10	Circulation Assistant	PT	0.50	0.50	0.50	0.00
11	Circulation Assistant	PT	0.50	0.50	0.50	0.00
12	Librarian, Outreach	FT	1.00	1.00	1.00	0.00
13	Circulation Assistant	FT	1.00	1.00	1.00	0.00
14	Circulation Assistant	PT	0.00	0.00	0.50	0.50
15	Circulation Assistant	PT	1.00	1.00	0.50	-0.50
16	Library Programming & Communications Coordinator	FT	1.00	1.00	0.00	-1.00
17	Manager, Circulation	FT	1.00	1.00	1.00	0.00
	Total:		14.00	15.00	14.00	-1.00

Police Department

Office of the Police Chief

1	Chief of Police	FT	1.00	1.00	1.00	0.00
2	Assistant Police Chief	FT	1.00	1.00	1.00	0.00
3	Public Information & Community Engagement Specialist	FT	1.00	1.00	1.00	0.00
4	Police Commander	FT	0.00	0.00	1.00	1.00
5	Police Commander	FT	0.00	0.00	1.00	1.00
6	Police Commander	FT	0.00	0.00	1.00	1.00
7	Police Commander	FT	0.00	0.00	1.00	1.00
8	Police Commander	FT	0.00	0.00	1.00	1.00
9	Strategic Analyst	FT	0.00	0.00	1.00	1.00
	Total:		3.00	3.00	9.00	6.00

	Position Title	FT/PT/L	FY 2024-2025 Adopted FTE	FY2025-2026 Adopted FTE	FY2026-2027 Proposed FTE	Change FTE
CIB - Criminal Investigations Division						
1	Police Commander	FT	0.20	0.20	0.00	-0.20
2	Police Sergeant	FT	1.00	1.00	1.00	0.00
3	Police Sergeant	FT	1.00	1.00	1.00	0.00
4	Police Officer (Detective)	FT	1.00	1.00	1.00	0.00
5	Police Officer (Detective)	FT	1.00	1.00	1.00	0.00
6	Police Officer (Detective)	FT	1.00	1.00	1.00	0.00
7	Police Officer (Detective)	FT	1.00	1.00	1.00	0.00
8	Police Officer (Detective)	FT	1.00	1.00	1.00	0.00
9	Police Officer (Detective)	FT	1.00	1.00	0.00	-1.00
10	Police Officer (Detective)	FT	1.00	1.00	0.00	-1.00
11	Crime Analyst	FT	1.00	1.00	0.00	-1.00
	Total:		10.20	10.20	7.00	-3.20
CIB - Narcotics Division						
1	Police Commander	FT	0.20	0.20	0.00	-0.20
2	Narcotics Investigator (Detective)	FT	1.00	1.00	1.00	0.00
3	Police Officer- Narcotics	FT	1.00	1.00	1.00	0.00
4	Police Officer- Narcotics	FT	0.00	0.00	1.00	1.00
	Total:		2.20	2.20	3.00	0.80
CIB - Forensic & Evidence Division						
1	Police Commander	FT	0.20	0.20	0.00	-0.20
2	Forensic Investigator	FT	1.00	1.00	1.00	0.00
3	Forensic Investigator	FT	1.00	1.00	1.00	0.00
4	Property & Evidence Technician	FT	0.00	1.00	1.00	0.00
	Total:		2.20	3.20	3.00	-0.20
CIB - Victims Services Division						
1	Police Commander	FT	0.20	0.20	0.00	-0.20
2	Coordinator, Victim Services	FT	1.00	1.00	1.00	0.00
	Total:		1.20	1.20	1.00	-0.20

	Position Title	FT/PT/L	FY 2024-2025 Adopted FTE	FY2025-2026 Adopted FTE	FY2026-2027 Proposed FTE	Change FTE
CIB - Crime Analysis Division						
1	Police Commander	FT	0.20	0.20	0.00	-0.20
2	Crime Analyst	FT	1.00	1.00	1.00	0.00
3	Crime Analyst	FT	0.00	0.00	1.00	1.00
	Total:		1.20	1.20	2.00	0.80
TOTAL CRIMINAL INVESTIGATIONS BUREAU (CIB):			**17.00**	**18.00**	**16.00**	**-2.00**
OB - Patrol						
1	Police Commander	FT	0.50	0.50	0.00	-0.50
2	Police Officer	FT	1.00	1.00	1.00	0.00
3	Police Officer	FT	1.00	1.00	1.00	0.00
4	Police Services Specialist	FT	1.00	1.00	1.00	0.00
5	Police Officer (Cadet)	FT	1.00	1.00	1.00	0.00
6	Police Officer (Cadet)	FT	1.00	1.00	1.00	0.00
7	Police Officer	FT	1.00	1.00	1.00	0.00
8	Police Officer (Cadet)	FT	1.00	1.00	1.00	0.00
9	Police Officer	FT	1.00	1.00	1.00	0.00
10	Police Corporal	FT	1.00	1.00	1.00	0.00
11	Police Sergeant	FT	1.00	1.00	1.00	0.00
12	Police Officer	FT	1.00	1.00	1.00	0.00
13	Police Sergeant	FT	1.00	1.00	1.00	0.00
14	Police Officer	FT	1.00	1.00	1.00	0.00
15	Police Officer	FT	1.00	1.00	1.00	0.00
16	Police Officer	FT	1.00	1.00	1.00	0.00
17	Police Officer	FT	1.00	1.00	1.00	0.00
18	Police Corporal	FT	1.00	1.00	1.00	0.00
19	Police Sergeant	FT	1.00	1.00	1.00	0.00
20	Police Officer (Cadet)	FT	1.00	1.00	1.00	0.00
21	Police Officer	FT	1.00	1.00	1.00	0.00
22	Police Officer(Cadet)	FT	1.00	1.00	1.00	0.00
23	Police Sergeant	FT	1.00	1.00	1.00	0.00
24	Police Officer	FT	1.00	1.00	1.00	0.00
25	Police Officer	FT	1.00	1.00	1.00	0.00
26	Police Officer	FT	1.00	1.00	1.00	0.00
27	Police Officer	FT	1.00	1.00	1.00	0.00
28	Police Officer	FT	1.00	1.00	1.00	0.00

	Position Title	FT/PT/L	FY 2024-2025 Adopted FTE	FY2025-2026 Adopted FTE	FY2026-2027 Proposed FTE	Change FTE
29	Police Officer (Cadet)	FT	0.00	1.00	1.00	0.00
30	Police Officer	FT	1.00	1.00	1.00	0.00
31	Patrol Secretary	FT	1.00	1.00	1.00	0.00
32	Police Officer	FT	1.00	1.00	1.00	0.00
33	Police Officer	FT	1.00	1.00	1.00	0.00
34	Police Officer	FT	1.00	1.00	1.00	0.00
35	Police Officer	FT	1.00	1.00	1.00	0.00
36	Police Sergeant	FT	1.00	1.00	1.00	0.00
37	Police- K9 Officer	FT	0.00	0.00	1.00	1.00
38	Police Officer	FT	1.00	1.00	1.00	0.00
39	Police Officer	FT	1.00	1.00	1.00	0.00
40	Police Officer	FT	1.00	1.00	1.00	0.00
41	Police Officer	FT	1.00	1.00	1.00	0.00
42	Police Officer	FT	1.00	1.00	1.00	0.00
43	Police Officer	FT	1.00	1.00	1.00	0.00
44	Police Officer	FT	1.00	1.00	1.00	0.00
45	Police Officer	FT	1.00	1.00	1.00	0.00
46	Police Officer	FT	1.00	1.00	1.00	0.00
47	Police Officer	FT	1.00	1.00	1.00	0.00
48	Police Officer	FT	1.00	1.00	1.00	0.00
49	Police Officer	FT	1.00	1.00	1.00	0.00
50	Police Sergeant	FT	1.00	1.00	1.00	0.00
51	Police Officer	FT	1.00	1.00	1.00	0.00
52	Police Corporal	FT	1.00	1.00	1.00	0.00
53	Police Officer	FT	1.00	1.00	1.00	0.00
54	Police Officer	FT	1.00	1.00	1.00	0.00
	Total:		54.50	52.50	53.00	0.50
OB - Traffic						
1	Police Commander	FT	0.50	0.50	0.00	-0.50
2	Police Sergeant	FT	1.00	1.00	1.00	0.00
3	Police Officer (Traffic)	FT	1.00	1.00	1.00	0.00
4	Police Officer (Traffic)	FT	1.00	1.00	1.00	0.00
5	Police Officer (Traffic)	FT	1.00	1.00	1.00	0.00
6	Police Officer (Traffic)	FT	1.00	1.00	1.00	0.00
7	Police Officer (Traffic)	FT	1.00	1.00	1.00	0.00
	Total:		6.50	6.50	6.00	-0.50

	Position Title	FT/PT/L	FY 2024-2025 Adopted FTE	FY2025-2026 Adopted FTE	FY2026-2027 Proposed FTE	Change FTE
OB - Mental Health						
1	Mental Health Civilian Responder	FT	1.00	1.00	1.00	0.00
2	Police Officer (Mental Health)	FT	1.00	1.00	1.00	0.00
3	Police Sergeant	FT	1.00	1.00	1.00	0.00
4	Police Officer	FT	0.00	1.00	1.00	0.00
	Total:		3.00	4.00	4.00	0.00
TOTAL OPERATIONS BUREAU (OB):			**64.00**	**63.00**	**63.00**	**0.00**
ESB - Professional Standards & Community Engagement Division						
1	Police Commander	FT	0.33	0.50	0.00	-0.50
2	Police Commander	FT	1.00	1.00	0.00	-1.00
3	Police Officer (Juvenile Justice)	FT	1.00	1.00	1.00	0.00
4	Police Officer	FT	1.00	1.00	1.00	0.00
5	Police Officer (Warrant Officer)	FT	1.00	1.00	1.00	0.00
6	Police Officer (Warrant Officer)	FT	0.00	1.00	1.00	0.00
7	Police Sergeant	FT	1.00	1.00	1.00	0.00
	Total:		5.33	6.50	5.00	-1.50
ESB - Training & Mental Health						
1	Fleet Technician	FT	0.00	1.00	1.00	0.00
2	Police Officer	FT	1.00	1.00	1.00	0.00
3	Coordinator, Logistics	FT	1.00	1.00	1.00	0.00
4	Police Commander	FT	0.50	1.00	0.00	-1.00
5	Training Coordinator	FT	1.00	1.00	1.00	0.00
6	Police Commander	FT	0.33	0.50	0.00	-0.50
7	Police Sergeant	FT	1.00	1.00	1.00	0.00
8	Coordinator, Fleet	FT	1.00	1.00	1.00	0.00
	Total:		5.83	7.50	6.00	-1.50

	Position Title	FT/PT/L	FY 2024-2025 Adopted FTE	FY2025-2026 Adopted FTE	FY2026-2027 Proposed FTE	Change FTE
ESB - Neighborhood Services - Animal Control						
1	Police Commander	FT	0.33	0.00	0.00	0.00
2	Police Sergeant	FT	0.50	0.00	0.00	0.00
3	Supervisor, Animal Services	FT	1.00	0.00	0.00	0.00
4	Animal Services Officer	FT	1.00	0.00	0.00	0.00
5	Animal Services Officer	FT	1.00	0.00	0.00	0.00
6	Animal Services Officer	FT	1.00	0.00	0.00	0.00
7	Animal Services Officer	FT	1.00	0.00	0.00	0.00
	Total:		5.83	0.00	0.00	0.00
TOTAL EXECUTIVE SERVICES BUREAU (ESB):			**17.00**	**14.00**	**11.00**	**-3.00**
Emergency Communications Bureau						
1	Manager, Emergency Communications	FT	1.00	1.00	1.00	0.00
2	Supervisor, Emergency Communications	FT	1.00	1.00	1.00	0.00
3	Lead Telecommunications Operator	FT	1.00	1.00	1.00	0.00
4	Lead Telecommunications Operator	FT	1.00	1.00	1.00	0.00
5	Lead Telecommunications Operator	FT	1.00	1.00	1.00	0.00
6	Lead Telecommunications Operator	FT	1.00	1.00	1.00	0.00
7	Telecommunications Operator	FT	1.00	1.00	1.00	0.00
8	Telecommunications Operator	FT	1.00	1.00	1.00	0.00
9	Telecommunications Operator	FT	1.00	1.00	1.00	0.00
10	Telecommunications Operator	FT	1.00	1.00	1.00	0.00
11	Telecommunications Operator	FT	1.00	1.00	1.00	0.00
12	Telecommunications Operator	FT	1.00	1.00	1.00	0.00
13	Telecommunications Operator	FT	1.00	1.00	1.00	0.00
14	Telecommunications Operator	FT	1.00	1.00	1.00	0.00
15	Telecommunications Operator	PT	0.00	0.00	0.50	0.50

	Position Title	FT/PT/L	FY 2024-2025 Adopted FTE	FY2025-2026 Adopted FTE	FY2026-2027 Proposed FTE	Change FTE
16	Telecommunications Operator	FT	1.00	1.00	1.00	0.00
17	Telecommunications Operator	FT	1.00	1.00	1.00	0.00
18	Telecommunications Operator	FT	1.00	1.00	1.00	0.00
19	Telecommunications Operator	FT	1.00	1.00	1.00	0.00
20	Telecommunications Operator	FT	1.00	1.00	1.00	0.00
21	Telecommunications Operator	PT	1.00	1.00	0.50	-0.50
22	Coordinator, Emergency Communications Compliance	FT	1.00	1.00	1.00	0.00
23	Real Time Crime Analyst	FT	1.00	1.00	1.00	0.00
24	Real Time Crime Analyst	FT	1.00	1.00	1.00	0.00
	Total:		23.00	23.00	23.00	0.00
Records Bureau						
1	Supervisor, Records	FT	1.00	1.00	1.00	0.00
2	Coordinator, Records Compliance	FT	1.00	1.00	1.00	0.00
3	Records Specialist	FT	1.00	1.00	1.00	0.00
4	Records Specialist	FT	1.00	1.00	1.00	0.00
5	Records Specialist	FT	1.00	1.00	1.00	0.00
6	Manager, Records	FT	1.00	1.00	1.00	0.00
8	Records Clerk	FT	1.00	1.00	1.00	0.00
9	Records Specialist	FT	1.00	1.00	1.00	0.00
	Total:		8.00	8.00	8.00	0.00
Administrative Services Bureau						
1	Executive Assistant	FT	1.00	1.00	1.00	0.00
2	Management Assistant	FT	1.00	1.00	1.00	0.00
3	Management Assistant	FT	1.00	1.00	1.00	0.00
4	Strategic Analyst	FT	1.00	1.00	0.00	-1.00
	Total:		4.00	4.00	3.00	-1.00

	Position Title	FT/PT/L	FY 2024-2025 Adopted FTE	FY2025-2026 Adopted FTE	FY2026-2027 Proposed FTE	Change FTE
Emergency Management						
1	Coordinator, Emergency Management	FT	1.00	1.00	1.00	0.00
2	Emergency Planner	FT	0.00	1.00	1.00	0.00
	Total:		1.00	2.00	2.00	0.00
	Police Total:		**137.00**	**135.00**	**135.00**	**0.00**
PW- Administration						
1	Director, Transportation & Public Works	FT	0.00	0.00	1.00	1.00
2	Deputy Director, Transportation & Public Works	FT	0.00	0.00	1.00	1.00
3	Division Manager, Street	FT	0.00	0.00	1.00	1.00
	Total:		0.00	0.00	3.00	3.00
Fleet Maintenance						
1	Division Manager, Fleet & Fuel	FT	1.00	1.00	1.00	0.00
			1.00	1.00	1.00	0.00
Inspections						
1	Transportation & Public Works Inspector	FT	0.00	0.00	1.00	1.00
2	Transportation & Public Works Inspector	FT	0.00	0.00	1.00	1.00
3	Transportation & Public Works Inspector	FT	0.00	0.00	1.00	1.00
4	Transportation & Public Works Inspector	FT	0.00	0.00	1.00	1.00
5	Transportation & Public Works Inspector	FT	0.00	0.00	1.00	1.00
6	Transportation & Public Works Inspector	FT	0.00	0.00	1.00	1.00
7	Supervisor, Transportation & Public Works Inspections	FT	0.00	0.00	1.00	1.00
8	Transportation & Public Works Inspector	FT	0.00	0.00	1.00	1.00
	Divsion Manager, Transportation & Public Works Inspections	FT	0.00	0.00	1.00	1.00
	Total:		0.00	0.00	9.00	9.00

	Position Title	FT/PT/L	FY 2024-2025 Adopted FTE	FY2025-2026 Adopted FTE	FY2026-2027 Proposed FTE	Change FTE
Facilities Division						
1	Division Manager, Facilities	FT	1.00	1.00	1.00	0.00
2	Supervisor, Facilities	FT	0.00	1.00	1.00	0.00
3	Building Maintenance Specialist	FT	1.00	1.00	1.00	0.00
4	Building Maintenance Specialist	FT	1.00	1.00	1.00	0.00
5	Building Maintenance Technician	FT	1.00	1.00	1.00	0.00
6	Building Maintenance Technician	FT	1.00	1.00	1.00	0.00
7	Building Maintenance Technician	FT	1.00	1.00	1.00	0.00
8	Building Maintenance Technician	FT	1.00	1.00	1.00	0.00
9	Building Maintenance Technician	FT	1.00	1.00	1.00	0.00
10	Building Maintenance Technician	FT	1.00	1.00	1.00	0.00
11	Building Maintenance Specialist	FT	1.00	1.00	1.00	0.00
12	Building Maintenance Specialist	FT	1.00	1.00	1.00	0.00
	Total:		11.00	12.00	12.00	0.00
Street Maintenance						
1	Senior Street Technician	FT	1.00	1.00	1.00	0.00
2	Crew Leader, Street	FT	1.00	1.00	1.00	0.00
3	Street Technician	FT	1.00	1.00	1.00	0.00
4	Street Technician	FT	1.00	1.00	1.00	0.00
5	Street Technician	FT	1.00	1.00	1.00	0.00
6	Street Technician	FT	1.00	1.00	1.00	0.00
7	Street Technician	FT	1.00	1.00	1.00	0.00
8	Street Technician	FT	1.00	1.00	1.00	0.00
9	Street Technician	FT	1.00	1.00	1.00	0.00
10	Street Foreperson	FT	1.00	1.00	1.00	0.00
11	Street Technician	FT	1.00	1.00	1.00	0.00
12	Street Technician	FT	1.00	1.00	1.00	0.00
13	Street Technician	FT	0.00	0.00	1.00	1.00
14	Street Superintendent	FT	0.33	0.33	0.00	-0.33
15	Deputy Director, Transportation & Public Works	FT	0.17	0.17	0.00	-0.17
16	Division Manager, Street	FT	0.50	0.50	0.00	-0.50
17	Transportation & Public Works Inspector	FT	0.20	0.20	0.00	-0.20
18	Transportation & Public Works Inspector	FT	0.20	0.20	0.00	-0.20
19	Transportation & Public Works Inspector	FT	0.20	0.20	0.00	-0.20
20	Transportation & Public Works Inspector	FT	0.20	0.20	0.00	-0.20

	Position Title	FT/PT/L	FY 2024-2025 Adopted FTE	FY2025-2026 Adopted FTE	FY2026-2027 Proposed FTE	Change FTE
21	Administrative Assistant	FT	0.00	0.00	0.00	0.00
22	Pump & Motor Technician	FT	0.25	0.25	0.00	-0.25
23	Supervisor, Transportation & Public Works Inspections	FT	0.25	0.25	0.00	-0.25
24	Transportation & Public Works Inspector	FT	0.20	0.20	0.00	-0.20
25	Transportation & Public Works Inspector	FT	0.20	0.20	0.00	-0.20
26	Transportation & Public Works Inspector	FT	0.20	0.20	0.00	-0.20
27	Divsion Manager, Transportation & Public Works Inspections	FT	1.00	1.00	0.00	-1.00
28	Assistant Director, Traffic & Transportation Management	FT	0.50	0.50	0.00	-0.50
29	Director, Transportation & Public Works	FT	0.50	0.50	0.00	-0.50
	Total:		16.90	16.90	13.00	-3.90
Street Construction						
1	Deputy Director,Transportation & Public Works	FT	0.17	0.17	0.00	-0.17
2	Street Technician	FT	1.00	1.00	1.00	0.00
3	Senior Street Technician	FT	1.00	1.00	1.00	0.00
4	Senior Street Technician	FT	1.00	1.00	1.00	0.00
5	Street Foreperson	FT	1.00	1.00	1.00	0.00
6	Street Technician	FT	1.00	1.00	1.00	0.00
7	Street Technician	FT	1.00	1.00	1.00	0.00
8	Crew Leader, Street	FT	1.00	1.00	1.00	0.00
9	Senior Street Technician	FT	1.00	1.00	1.00	0.00
10	Senior Street Technician	FT	1.00	1.00	1.00	0.00
11	Street Technician	FT	1.00	1.00	1.00	0.00
12	Senior Street Technician	FT	1.00	1.00	1.00	0.00
13	Street Technician	FT	1.00	1.00	1.00	0.00
14	Senior Street Technician	FT	1.00	1.00	1.00	0.00
15	Street Technician	FT	1.00	1.00	1.00	0.00
16	Street Technician	FT	1.00	1.00	1.00	0.00
17	Street Superintendent	FT	0.33	0.33	1.00	0.67
18	Senior Street Technician	FT	1.00	1.00	1.00	0.00
19	Street Technician	FT	1.00	1.00	1.00	0.00
20	Pump & Motor Technician	FT	0.25	0.25	0.00	-0.25
21	Division Manager, Street	FT	0.50	0.50	0.00	-0.50
22	Transportation & Public Works Inspector	FT	0.20	0.20	0.00	-0.20
23	Transportation & Public Works Inspector	FT	0.20	0.20	0.00	-0.20
24	Transportation & Public Works Inspector	FT	0.20	0.20	0.00	-0.20
25	Administrative Assistant	FT	0.00	0.00	0.00	0.00

	Position Title	FT/PT/L	FY 2024-2025 Adopted FTE	FY2025-2026 Adopted FTE	FY2026-2027 Proposed FTE	Change FTE
26	Transportation & Public Works Inspector	FT	0.20	0.20	0.00	-0.20
27	Supervisor, Transportation & Public Works Inspections	FT	0.25	0.25	0.00	-0.25
28	Transportation & Public Works Inspector	FT	0.20	0.20	0.00	-0.20
29	Transportation & Public Works Inspector	FT	0.20	0.20	0.00	-0.20
30	Transportation & Public Works Inspector	FT	0.20	0.20	0.00	-0.20
31	Assistant Director, Traffic & Transportation Management	FT	0.50	0.50	0.00	-0.50
32	Director, Transportation & Public Works	FT	0.50	0.50	0.00	-0.50
	Total:		20.90	20.90	18.00	-2.90
Total Streets Division			37.81	37.81	31.00	-6.81
Right-of-Way Maintenance Division						
1	Parks Technician	FT	1.00	1.00	1.00	0.00
2	Apprentice Electrician	FT	1.00	1.00	1.00	0.00
3	Parks Technician	FT	1.00	1.00	1.00	0.00
4	Crew Leader, Parks	FT	1.00	1.00	1.00	0.00
5	Crew Leader, Parks	FT	1.00	1.00	1.00	0.00
6	Crew Leader, Parks	FT	1.00	1.00	1.00	0.00
7	Supervisor, Parks	FT	1.00	1.00	1.00	0.00
8	Senior Parks Technician	FT	1.00	1.00	1.00	0.00
9	Division Manager, Beautification	FT	1.00	1.00	1.00	0.00
10	Senior Parks Technician	FT	1.00	1.00	1.00	0.00
11	Parks Crew Leader	FT	1.00	1.00	1.00	0.00
12	Senior Parks Technician	FT	1.00	1.00	1.00	0.00
13	Parks Technician	FT	1.00	1.00	1.00	0.00
14	Journeyworker Electrician	FT	1.00	1.00	1.00	0.00
15	Senior Parks Technician	FT	1.00	1.00	0.00	-1.00
16	Parks Technician	FT	1.00	1.00	1.00	0.00
17	Parks Technician	FT	1.00	1.00	1.00	0.00
	Total:		17.00	17.00	16.00	-1.00
	Transportation & Public Works Total:		**45.90**	**46.90**	**54.00**	**7.10**

	Position Title	FT/PT/L	FY 2024-2025 Adopted FTE	FY2025-2026 Adopted FTE	FY2026-2027 Proposed FTE	Change FTE
Engineering						
1	City Engineer/ Director	FT	0.25	0.25	1.00	0.75
2	Project Manager	FT	0.33	0.33	1.00	0.67
3	Engineering Technician	FT	0.00	1.00	1.00	0.00
4	Management Assistant	FT	0.00	0.00	1.00	1.00
5	Associate Engineer, Traffic	FT	1.00	1.00	0.00	-1.00
6	Engineer	FT	0.25	0.25	0.00	-0.25
7	Engineer	FT	0.00	1.00	0.00	-1.00
8	Engineer	FT	0.33	0.33	0.00	-0.33
9	Project Manager	FT	0.25	0.25	0.00	-0.25
10	Project Manager	FT	0.00	0.25	0.00	-0.25
11	Project Manager	FT	0.00	1.00	0.00	-1.00
12	Project Manager	FT	0.25	1.00	0.00	-1.00
13	Assistant Director, CIP & Planning	FT	0.25	0.25	0.00	-0.25
14	CIP Division Manager	FT	0.25	0.25	0.00	-0.25
15	Manager, Land Acquisition	FT	0.25	0.25	0.00	-0.25
16	Project Coordinator	FT	0.00	1.00	0.00	-1.00
17	Project Coordinator	FT	0.00	1.00	0.00	-1.00
			3.42	9.42	4.00	-5.42
CIP & Planning						
1	Engineer	FT	0.00	0.00	1.00	1.00
2	Project Manager	FT	0.00	0.00	1.00	1.00
3	Assistant Director, CIP & Planning	FT	0.00	0.00	1.00	1.00
4	Division Manager, CIP	FT	0.00	0.00	1.00	1.00
5	Manager, Land Acquisition	FT	0.00	0.00	1.00	1.00
6	Project Manager	FT	0.00	0.00	1.00	1.00
7	Project Manager	FT	0.00	0.00	1.00	1.00
8	Project Manager	FT	0.00	0.00	1.00	1.00
9	Project Coordinator	FT	0.00	0.00	1.00	1.00
10	Project Coordinator	FT	0.00	0.00	1.00	1.00
			0.00	0.00	10.00	10.00

	Position Title	FT/PT/L	FY 2024-2025 Adopted FTE	FY2025-2026 Adopted FTE	FY2026-2027 Proposed FTE	Change FTE
Traffic & Transportation Management						
1	Assistant Director, Traffic & Transportation	FT	0.00	0.00	1.00	1.00
2	Associate Engineer, Traffic		0.00	0.00	1.00	1.00
	Total:		0.00	0.00	2.00	2.00
	CIP & Engineering Total:		**3.42**	**9.42**	**16.00**	**6.58**
TOTAL GENERAL FUND:			**357.22**	**374.56**	**374.00**	**-0.56**
WATER FUND						
Human Resources						
1	Safety Program Officer	FT	0.00	0.33	0.50	0.17
	Total:		0.00	0.33	0.50	0.17
Engineering						
1	Associate Engineer	FT	0.50	0.50	0.50	0.00
2	Engineer	FT	0.50	0.50	0.50	0.00
3	Engineer	FT	0.25	0.25	0.50	0.25
4	Associate Engineer	FT	0.50	0.50	0.50	0.00
5	City Engineer	FT	0.25	0.25	0.00	-0.25
6	Engineer	FT	0.33	0.33	0.00	-0.33
7	Project Manager	FT	0.33	0.33	0.00	-0.33
8	Project Manager	FT	0.25	0.25	0.00	-0.25
9	Assistant Director, CIP & Planning	FT	0.25	0.25	0.00	-0.25
10	Division Manager, CIP	FT	0.25	0.25	0.00	-0.25
11	Manager, Land Acquisition	FT	0.25	0.25	0.00	-0.25
12	Project Manager	FT	0.25	0.25	0.00	-0.25
	Total:		3.92	3.92	2.00	-1.92
Utility Billing						
1	Supervisor, Utility Billing	FT	0.50	0.50	0.50	0.00
2	Utility Billing Clerk	FT	0.50	0.50	0.50	0.00
	Total:		1.00	1.00	1.00	0.00

	Position Title	FT/PT/L	FY 2024-2025 Adopted FTE	FY2025-2026 Adopted FTE	FY2026-2027 Proposed FTE	Change FTE
Water Administration						
1	Division Manager, Water/Wastewater Distribution	FT	0.50	0.50	0.50	0.00
2	Management Assistant	FT	0.50	0.50	0.50	0.00
3	Director, Water Utilities	FT	0.50	0.50	0.50	0.00
4	Assistant Director, Water Utilities	FT	0.50	0.50	0.50	0.00
5	Division Manager, Water/Wastewater Maintenance	FT	0.50	0.50	0.50	0.00
6	Assistant Director, Water Utilities	FT	0.50	0.50	0.50	0.00
7	Management Assistant	FT	0.50	0.50	0.50	0.00
8	Division Manager, Treatment & Operations	FT	0.50	0.50	0.50	0.00
9	Division Manager, Water Quality	FT	0.00	0.50	0.50	0.00
10	Deputy Director, Transportation & Public Works	FT	0.33	0.33	0.00	-0.33
11	Transportation & Public Works Inspector	FT	0.20	0.20	0.00	-0.20
12	Transportation & Public Works Inspector	FT	0.20	0.20	0.00	-0.20
13	Transportation & Public Works Inspector	FT	0.20	0.20	0.00	-0.20
14	Transportation & Public Works Inspector	FT	0.20	0.20	0.00	-0.20
15	Supervisor, Transportation & Public Works Inspections	FT	0.25	0.25	0.00	-0.25
16	Transportation & Public Works Inspector	FT	0.20	0.20	0.00	-0.20
17	Transportation & Public Works Inspector	FT	0.20	0.20	0.00	-0.20
18	Transportation & Public Works Inspector	FT	0.20	0.20	0.00	-0.20
19	Management Assistant	FT	0.00	0.00	0.00	0.00
	Total:		5.98	6.48	4.50	-1.98
Water Operating						
1	Lead Instrumentation & Control Technician	FT	1.00	1.00	1.00	0.00
2	Master Electrician	FT	0.33	0.33	0.50	0.17
3	Water Utility Technician	FT	1.00	1.00	1.00	0.00
4	Water Utility Foreperson	FT	0.50	0.50	0.50	0.00
5	Lead Pump & Motor Technician	FT	0.50	0.50	0.50	0.00
6	Chief Water Production Operator	FT	1.00	1.00	1.00	0.00
7	Crew Leader, Water Quality	FT	1.00	1.00	1.00	0.00
8	Senior Water Utility Technician	FT	1.00	1.00	1.00	0.00
9	Water Utility Technician	FT	1.00	1.00	1.00	0.00
10	Water Production Operator	FT	1.00	1.00	1.00	0.00
11	Water Utility Technician	FT	1.00	1.00	1.00	0.00
12	Water Utility Technician	FT	1.00	1.00	1.00	0.00
13	Water Production Operator	FT	1.00	1.00	1.00	0.00
14	Pump & Motor Technician	FT	0.25	0.25	0.50	0.25

	Position Title	FT/PT/L	FY 2024-2025 Adopted FTE	FY2025-2026 Adopted FTE	FY2026-2027 Proposed FTE	Change FTE
15	Instrumentation & Control Technician	FT	0.33	0.33	0.33	0.00
16	Instrumentation & Control Technician	FT	0.50	0.50	0.33	-0.17
17	Coordinator, Backflow Prevention Compliance	FT	1.00	1.00	1.00	0.00
18	Instrumentation & Control Technician	FT	0.00	0.33	1.00	0.67
19	Water Utility Technician	FT	1.00	1.00	1.00	0.00
20	Senior Water Utility Technician	FT	1.00	1.00	1.00	0.00
21	Water Production Operator	FT	1.00	1.00	1.00	0.00
22	Water Utility Technician	FT	1.00	1.00	1.00	0.00
23	Water Utility Technician	FT	1.00	1.00	1.00	0.00
24	Water Utility Technician	FT	1.00	1.00	1.00	0.00
25	Crew Leader, Water Quality	FT	1.00	1.00	1.00	0.00
26	Water Utility Technician	FT	1.00	1.00	1.00	0.00
27	Backflow Technician	FT	1.00	1.00	1.00	0.00
28	Coordinator, Water Conservation	FT	1.00	1.00	1.00	0.00
29	Water Production Operator	FT	1.00	1.00	1.00	0.00
30	Senior Water Utility Technician	FT	1.00	1.00	1.00	0.00
31	Water Utility Technician	FT	1.00	1.00	1.00	0.00
32	Utility Locator	FT	0.50	0.50	0.50	0.00
33	Instrumentation & Control Technician	FT	1.00	1.00	0.33	-0.67
34	Lead Water Operator	FT	0.00	1.00	1.00	0.00
35	Water/Wastewater Lab Technician	FT	0.00	0.50	0.50	0.00
	Total:		27.91	29.75	29.99	0.24
TOTAL WATER FUND:			**38.81**	**41.48**	**37.99**	**-3.49**
WASTEWATER FUND						
Human Resources						
1	Safety Program Officer	FT	0.00	0.33	0.50	0.17
	Total:		0.00	0.33	0.50	0.17
Engineering						
1	Associate Engineer	FT	0.50	0.50	0.50	0.00
2	Engineer	FT	0.50	0.50	0.50	0.00
3	Engineer	FT	0.25	0.25	0.50	0.25
4	Associate Engineer	FT	0.50	0.50	0.50	0.00
5	City Engineer	FT	0.25	0.25	0.00	-0.25
6	Engineer	FT	0.33	0.33	0.00	-0.33

	Position Title	FT/PT/L	FY 2024-2025 Adopted FTE	FY2025-2026 Adopted FTE	FY2026-2027 Proposed FTE	Change FTE
7	Project Manager	FT	0.33	0.33	0.00	-0.33
8	Project Manager	FT	0.25	0.25	0.00	-0.25
9	Assistant Director, CIP & Planning	FT	0.25	0.25	0.00	-0.25
10	Division Manager, CIP	FT	0.25	0.25	0.00	-0.25
11	Manager, Land Acquisition	FT	0.25	0.25	0.00	-0.25
12	Project Manager	FT	0.25	0.25	0.00	-0.25
	Total:		3.92	3.92	2.00	-1.92
Utility Billing						
1	Supervisor, Utility Billing	FT	0.50	0.50	0.50	0.00
2	Utility Billing Clerk	FT	0.50	0.50	0.50	0.00
	Total:		1.00	1.00	1.00	0.00
Wastewater Administration						
1	Division Manager, Water/Wastewater Distribution	FT	0.50	0.50	0.50	0.00
2	Management Assistant	FT	0.50	0.50	0.50	0.00
3	Director, Water Utilities	FT	0.50	0.50	0.50	0.00
4	Assistant Director, Water Utilities	FT	0.00	0.50	0.50	0.00
5	Division Manager, Water/Wastewater Maintenance	FT	0.50	0.50	0.50	0.00
6	Assistant Director, Water Utilities	FT	0.50	0.50	0.50	0.00
7	Management Assistant	FT	0.50	0.50	0.50	0.00
8	Division Manager, Treatment & Operations	FT	0.50	0.50	0.50	0.00
9	Division Manager, Water Quality	FT	0.00	0.00	0.00	0.00
10	Public Works Secretary	FT	0.00	0.00	0.00	0.00
11	Administrative Assistant	FT	0.00	0.00	0.00	0.00
12	Administrative Assistant	FT	0.00	0.00	0.00	0.00
13	Management Analyst	FT	0.00	0.00	0.00	0.00
14	Deputy Director, Transportation & Public Works	FT	0.33	0.33	0.00	-0.33
15	Transportation & Public Works Inspector	FT	0.20	0.20	0.00	-0.20
16	Transportation & Public Works Inspector	FT	0.20	0.20	0.00	-0.20
17	Transportation & Public Works Inspector	FT	0.20	0.20	0.00	-0.20
18	Transportation & Public Works Inspector	FT	0.20	0.20	0.00	-0.20

	Position Title	FT/PT/L	FY 2024-2025 Adopted FTE	FY2025-2026 Adopted FTE	FY2026-2027 Proposed FTE	Change FTE
19	Supervisor, Transportation & Public Works Inspections	FT	0.25	0.25	0.00	-0.25
20	Transportation & Public Works Inspector	FT	0.20	0.20	0.00	-0.20
21	Transportation & Public Works Inspector	FT	0.20	0.20	0.00	-0.20
22	Transportation & Public Works Inspector	FT	0.20	0.20	0.00	-0.20
23	Management Assistant	FT	0.50	0.50	0.00	-0.50
	Total:		5.98	6.48	4.00	-2.48
Wastewater Operating						
1	Master Electrician	FT	0.33	0.33	0.50	0.17
2	Water Utility Foreperson	FT	0.50	0.50	0.50	0.00
3	Lead Pump & Motor Technician	FT	0.50	0.50	0.50	0.00
4	Wastewater Technician	FT	0.00	0.00	1.00	1.00
5	Crew Leader, Wastewater	FT	1.00	1.00	1.00	0.00
6	Senior Wastewater Technician	FT	1.00	1.00	1.00	0.00
7	Pump & Motor Technician	FT	0.25	0.25	0.50	0.25
8	Senior Wastewater Technician	FT	1.00	1.00	1.00	0.00
9	Wastewater Technician	FT	1.00	1.00	1.00	0.00
10	Senior Wastewater Technician	FT	1.00	1.00	1.00	0.00
11	Wastewater Technician	FT	1.00	1.00	1.00	0.00
12	Wastewater Technician	FT	1.00	1.00	1.00	0.00
13	Utility Locator	FT	0.50	0.50	0.50	0.00
14	Water/Wastewater Lab Technician	FT	0.00	0.50	0.00	-0.50
15	Instrumentation & Control Technician	FT	0.67	0.67	0.67	0.00
16	Instrumentation & Control Technician	FT	0.50	0.50	0.67	0.17
17	Instrumentation & Control Technician	FT	0.00	0.33	0.67	0.34
18	Backflow Technician	FT	0.00	1.00	1.00	0.00
19	Lead Lift Station Technician	FT	1.00	1.00	0.00	-1.00
20	Lift Station Technician	FT	1.00	1.00	0.00	-1.00
21	Lift Station Technician	FT	1.00	1.00	0.00	-1.00
22	Lift Station Technician	FT	1.00	1.00	0.00	-1.00
	Total:		14.25	16.09	13.51	-2.58
Wastewater Treatment Plant						
1	Assistant Wastewater Treatment Plant Operator	FT	1.00	1.00	1.00	0.00
2	Lift Station Technician	FT	0.00	0.00	1.00	1.00
3	Chief Wastewater Treatment Operator	FT	1.00	1.00	1.00	0.00
4	Lead Wastewater Treatment Plant Operator	FT	1.00	1.00	1.00	0.00

	Position Title	FT/PT/L	FY 2024-2025 Adopted FTE	FY2025-2026 Adopted FTE	FY2026-2027 Proposed FTE	Change FTE
5	Division Manager, Wastewater Treatment	FT	1.00	1.00	1.00	0.00
6	Lead Lift Station Technician	FT	0.00	0.00	1.00	1.00
7	Wastewater Treatment Plant Operator	FT	1.00	1.00	1.00	0.00
8	Lift Station Technician	FT	0.00	0.00	1.00	1.00
9	Assistant Wastewater Treatment Plant Operator	FT	1.00	1.00	1.00	0.00
10	Lift Station Technician	FT	0.00	0.00	1.00	1.00
11	Coordinator, Pre-Treatment	FT	1.00	1.00	1.00	0.00
12	Assistant Wastewater Treatment Plant Operator	FT	1.00	1.00	1.00	0.00
13	Instrumentation & Control Technician	FT	0.33	0.33	0.00	-0.33
14	Assistant Wastewater Treatment Plant Operator	FT	0.00	1.00	1.00	0.00
15	Wastewater Treatment Plant Operator	FT	0.00	1.00	1.00	0.00
16	Master Electrician	FT	0.33	0.33	0.00	-0.33
	Total:		8.67	10.67	14.00	3.33
TOTAL WASTEWATER FUND:			**33.82**	**38.48**	**35.01**	**-3.47**
STORM DRAINAGE UTILITY FUND						
Drainage Administration						
1	City Engineer	FT	0.25	0.25	0.00	-0.25
2	Stormwater Management Program Administrator	FT	1.00	1.00	1.00	0.00
3	Engineer	FT	0.25	0.25	1.00	0.75
4	Assistant Director, CIP & Planning	FT	0.25	0.25	0.00	-0.25
5	Stormwater Inspector	FT	1.00	1.00	1.00	0.00
6	Division Manager, CIP	FT	0.25	0.25	0.00	-0.25
7	Manager, Land Acquisition	FT	0.25	0.25	0.00	-0.25
8	Project Manager	FT	0.25	0.25	0.00	-0.25
9	Project Manager	FT	0.25	0.25	0.00	-0.25
	Total:		3.75	3.75	3.00	-0.75
Drainage Operations						
1	Stormwater Drainage Foreperson	FT	1.00	1.00	1.00	0.00
2	Stormwater Drainage Technician	FT	1.00	1.00	1.00	0.00
3	Senior Stormwater Drainage Technician	FT	1.00	1.00	1.00	0.00
4	Stormwater Drainage Technician	FT	1.00	1.00	1.00	0.00
5	Crew Leader, Stormwater Drainage	FT	1.00	1.00	1.00	0.00

	Position Title	FT/PT/L	FY 2024-2025 Adopted FTE	FY2025-2026 Adopted FTE	FY2026-2027 Proposed FTE	Change FTE
6	Stormwater Drainage Technician	FT	1.00	1.00	1.00	0.00
7	Stormwater Drainage Technician	FT	1.00	1.00	1.00	0.00
8	Senior Stormwater Drainage Technician	FT	1.00	1.00	1.00	0.00
9	Street Superintendent	FT	0.33	0.33	0.00	-0.33
10	Transportation & Public Works Inspector	FT	0.20	0.20	0.00	-0.20
11	Transportation & Public Works Inspector	FT	0.20	0.20	0.00	-0.20
12	Transportation & Public Works Inspector	FT	0.20	0.20	0.00	-0.20
13	Transportation & Public Works Inspector	FT	0.20	0.20	0.00	-0.20
14	Transportation & Public Works Inspector	FT	0.20	0.20	0.00	-0.20
15	Transportation & Public Works Inspector	FT	0.20	0.20	0.00	-0.20
16	Transportation & Public Works Inspector	FT	0.20	0.20	0.00	-0.20
	Total:		9.73	9.73	8.00	-1.73
TOTAL STORM DRAINAGE UTILITY FUND:			**13.48**	**13.48**	**11.00**	**-2.48**
Grant Funds						
1	Victim Services Coordinator (Unfunded in FY '21-23)	FT	1.00	1.00	0.00	-1.00
2	Crime Victim Liaison (Grant Funded)	FT	1.00	1.00	1.00	0.00
3	Mental Health Civilian Responder (Grant Funded)	FT	1.00	1.00	1.00	0.00
			3.00	3.00	2.00	-1.00
TOTAL ALL FUNDS:			**446**	**471**	**460**	**-11.00**

General Fund
Summary & Line-Item Detail

Proposed Budget
Fiscal Year 2026-27

City Council Budget Meeting

August 1, 2026

City of Kyle, Texas
Fund Summary Budget Status Report
GENERAL FUND (1100)

		Actual 2023-24	Actual 2024-25	Approved Budget 2025-26	Year to Date w/Encumbrance 5/31/2026	Current Year Estimate 2025-26	ICM Proposed Budget 2026-27	Proposed $ Increase (Decrease) From FY 2025-26 Approved Budget	Proposed % Increase (Decrease) From FY 2025-26 Approved Budget
	BEGINNING FUND BALANCE	$ 34,218,420	$ 25,832,912	$ 19,244,259	$ 14,977,707	$ 14,977,707	$ 18,020,374		
	REVENUE								
1	Property Taxes	$ 17,787,140	$ 19,945,823	$ 21,669,253	$ 22,271,449	$ 22,554,610	$ 22,271,449	$ 602,197	2.78%
2	Sales Taxes	18,045,781	19,353,934	21,946,333	13,694,789	20,282,300	20,282,300	(1,664,033)	-7.58%
3	Other Taxes	282,706	290,571	258,183	221,154	179,099	179,099	(79,084)	-30.63%
4	Gross Receipts & Franchise Fees	3,708,497	3,911,684	4,042,089	3,073,740	4,569,269	4,370,937	328,848	8.14%
5	Charges for Services	5,000,012	5,280,152	5,321,123	3,627,826	5,448,491	5,349,776	28,654	0.54%
6	Fines and Forfeitures	407,840	515,848	503,000	303,811	474,536	474,536	(28,464)	-5.66%
7	Licenses, Fees and Permits	17,634	24,598	13,000	7,888	19,790	19,790	6,790	52.23%
8	Library Revenue	63,278	55,630	51,500	40,440	56,058	56,058	4,558	8.85%
9	Special Events	51,459	25,845	-	38,082	-	-	-	0.00%
10	Police Department Revenue	17,892	20,179	16,900	14,548	24,392	24,392	7,492	44.33%
11	Interest and Other	6,803,010	6,556,139	2,322,700	634,525	1,151,119	1,151,119	(1,171,581)	-50.44%
12	PID Administration Fee	3,401	3,355	3,500	710	3,500	3,500	-	0.00%
13	Construction Inspection	6,511,552	4,814,248	5,636,002	2,527,191	4,144,076	4,144,076	(1,491,926)	-26.47%
14	Land Use Planning & Review	1,497,358	1,814,553	1,362,334	600,621	789,105	789,105	(573,229)	-42.08%
15	Recreation Programs	301,364	350,971	324,000	271,756	612,927	612,927	288,927	89.18%
	TOTAL REVENUE	$ 60,498,927	$ 62,963,529	$ 63,469,916	$ 47,328,530	$ 60,309,272	$ 59,729,065	$ (3,740,852)	-5.89%
16	Transfer In:	$ 2,136,313	$ 9,884,444	$ 15,131,999	$ 7,566,000	$ 15,132,015	$ 13,956,349	$ (1,175,649)	-7.77%
	TOTAL REVENUE AND TRANSFERS IN:	$ 62,635,240	$ 72,847,974	$ 78,601,915	$ 54,894,530	$ 75,441,287	$ 73,685,414	$ (4,916,501)	-6.25%

		Actual 2023-24	Actual 2024-25	Approved Budget 2025-26	Year to Date w/Encumbrance 5/31/2026	Current Year Estimate 2025-26	ICM Proposed Budget 2026-27	Proposed $ Increase (Decrease) From FY 2025-26 Approved Budget	Proposed % Increase (Decrease) From FY 2025-26 Approved Budget
	EXPENDITURES								
	Mayor and Council								
1	Mayor	$ 57,276	$ 42,313	$ 33,292	$ 16,674	$ 27,968	$ 33,292	$ -	0.00%
2	Council District 1	43,958	28,308	29,417	11,805	20,954	29,417	-	0.00%
3	Council District 2	44,212	24,910	29,417	13,716	21,790	29,417	-	0.00%
4	Council District 3	24,672	20,046	29,417	15,479	23,638	29,417	-	0.00%
5	Council District 4	32,740	23,849	29,417	15,094	23,718	29,417	-	0.00%
6	Council District 5	32,225	25,302	29,417	12,528	20,722	29,417	-	0.00%
7	Council District 6	24,058	21,495	29,417	11,340	19,413	29,417	-	0.00%
	Total Mayor and Council:	$ 259,141	$ 186,222	$ 209,794	$ 96,636	$ 158,203	$ 209,794	$ -	0.00%
8	City Attorney's Office	$ 196,817	$ 575,224	$ 653,331	$ 405,881	$ 740,732	$ 736,209	$ 82,878	12.69%
9	City Manager's Office	1,573,079	1,596,073	1,996,558	1,207,200	1,581,174	2,113,181	116,623	5.84%
10	Animal Services	-	3,250	1,035,521	751,089	946,453	857,755	(177,766)	-17.17%
11	Administration	440,726	515,677	-	198,021	-	-	-	0.00%
12	Human Resources	924,838	964,613	1,337,271	693,457	970,102	1,085,967	(251,304)	-18.79%
13	Chief of Staff	-	1,704	-	-	-	-	-	0.00%
14	City Secretary's Office	525,475	608,903	726,678	673,340	744,035	661,843	(64,834)	-8.92%
15	Communications	755,912	1,085,482	1,299,569	850,304	1,098,081	881,467	(418,103)	-32.17%
16	Information Technology Services	1,436,091	4,847,785	5,748,613	4,409,092	5,944,804	5,232,518	(516,095)	-8.98%
17	Building and Code Enforcement	4,397,673	3,357,499	3,296,452	1,704,968	2,430,172	2,536,364	(760,089)	-23.06%
18	Planning Division	1,143,301	892,114	1,438,959	1,130,655	1,175,855	1,114,824	(324,135)	-22.53%
19	Economic Development	575,363	567,425	837,715	380,899	459,725	342,653	(495,062)	-59.10%
20	Financial Services Department	2,272,240	3,121,906	4,349,467	2,717,164	4,015,038	4,009,280	(340,188)	-7.82%
21	Parks and Recreation:	4,878,889	8,554,776	7,355,919	4,875,067	6,915,668	5,816,866	(1,539,052)	-20.92%
22	Library Services	1,178,777	1,669,606	1,702,806	1,196,383	1,568,786	1,477,437	(225,369)	-13.24%
23	Kyle Police Department:	17,550,473	21,259,562	20,320,039	14,381,250	21,565,572	21,948,238	1,628,199	8.01%
24	Council Initiated Programs	582,517	1,032,902	-	16,475	-	-	-	0.00%
25	Transportation & Public Works	8,255,821	8,458,424	13,293,410	8,044,906	11,331,411	10,689,606	(2,603,804)	-19.59%
26	CIP & Engineering	601,411	949,991	3,892,030	1,747,786	2,430,576	2,484,384	(1,407,646)	-36.17%
27	Solid Waste Services (Contract)	4,252,341	4,552,277	4,565,251	2,726,644	4,089,966	4,679,383	114,131	2.50%
	Departmental Total:	$ 51,800,883	$ 64,801,414	$ 74,059,382	$ 48,207,218	$ 68,166,353	$ 66,877,768	$ (7,181,614)	-9.70%
28	Non Departmental	$ 1,528,290	$ 2,425,155	$ 1,492,628	$ 765,272	$ 805,083	$ 770,082	$ (722,546)	-48.41%
29	Economic Incentive Program	1,923,380	1,232,136	1,580,000	501,555	1,319,215	1,580,000	-	0.00%
	TOTAL EXPENDITURES:	$ 55,252,553	$ 68,458,705	$ 77,132,009	$ 49,474,045	$ 70,290,651	$ 69,227,849	$ (7,904,160)	-10.25%
	TOTAL TRANSFERS OUT:	$ 15,768,195	$ 15,244,472	$ 2,107,968	$ 1,053,984	$ 2,107,969	$ 2,107,968	$ -	0.00%
	TOTAL EXPENDITURES & TRANSFERS OUT	$ 71,020,748	$ 83,703,177	$ 79,239,977	$ 50,528,129	$ 72,398,620	$ 71,335,817	$ (7,904,160)	-9.97%
	TOTAL REVENUE & TRANSFERS-IN IN EXCESS (DEFICIT) OVER EXPENDITURES	$ (8,385,508)	$ (10,855,204)	$ (638,063)	$ 4,366,401	$ 3,042,667	$ 2,349,597		
	ESTIMATED ENDING FUND BALANCE	**$ 25,832,912**	**$ 14,977,707**	**$ 18,606,197**	**$ 19,344,108**	**$ 18,020,374**	**$ 20,369,971**		

City of Kyle, Texas
Fund Summary Budget Status Report
GENERAL FUND (1100)

Line No.		Actual 2023-24	Actual 2024-25	Approved Budget 2025-26	Year to Date w/Encumbrance 5/31/2026	Current Year Estimate 2025-26	ICM Proposed Base Budget 2026-27	Supplemental Budget 2026-27	ICM Proposed Budget 2026-27	Proposed $ Increase (Decrease) From FY 2025-26 Approved Budget	Proposed % Increase (Decrease) From FY 2025-26 Approved Budget
	BEGINNING FUND BALANCE	34,218,420	25,832,912	$ 19,244,259	$ 14,977,707	$ 14,977,707	$ 18,020,374		$ 18,020,374		
	REVENUE:										
	GENERAL REVENUE										
	Property Taxes										
1	Property Taxes - Current	$ 17,839,286	$ 19,661,675	$ 21,486,523	$ 21,450,300	$ 21,733,461	$ 21,450,300	$ -	$ 21,450,300	$ (36,223)	-0.17%
2	Property Taxes - Delinquent	(141,499)	(3,726)	67,678	720,091	720,091	720,091	-	720,091	652,413	964.00%
3	Property Taxes - Rollbacks	17,388	196,240	47,374	56,328	56,328	56,328	-	56,328	8,954	18.90%
4	Property Taxes - P & I	71,964	91,633	67,678	44,730	44,730	44,730	-	44,730	(22,947)	-33.91%
	Total Property Taxes	$ 17,787,140	$ 19,945,823	$ 21,669,253	$ 22,271,449	$ 22,554,610	$ 22,271,449	$ -	$ 22,271,449	$ 602,197	2.78%
	Sales and Use Tax										
5	City Sales Tax	$ 12,036,536	$ 12,909,074	$ 14,630,961	$ 9,134,383	$ 13,613,750	$ 13,613,750	$ -	$ 13,613,750	$ (1,017,211)	-6.95%
6	Sales Tax (Prop Tax Reduction)	6,009,245	6,444,860	7,315,372	4,560,406	6,668,550	6,668,550	-	6,668,550	(646,822)	-8.84%
	Total Sales and Use Tax	$ 18,045,781	$ 19,353,934	$ 21,946,333	$ 13,694,789	$ 20,282,300	$ 20,282,300	$ -	$ 20,282,300	$ (1,664,033)	-7.58%
	Other Taxes										
7	Mixed Beverage (Liquor) Tax	$ 69,778	$ 72,467	$ 57,750	$ 40,043	$ 21,060	$ 21,060	$ -	$ 21,060	$ (36,690)	-63.53%
8	Mixed Bev Sales Tax	85,877	88,512	68,250	48,927	25,856	25,856	-	25,856	(42,394)	-62.12%
9	Payment in Lieu of Taxes (PILOT)	127,051	129,592	132,183	132,183	132,183	132,183	-	132,183	-	0.00%
	Total Other Taxes	$ 282,706	$ 290,571	$ 258,183	$ 221,154	$ 179,099	$ 179,099	$ -	$ 179,099	$ (79,084)	-30.63%
	Total All Taxes	$ 36,115,627	$ 39,590,327	$ 43,873,768	$ 36,187,392	$ 43,016,009	$ 42,732,848	$ -	$ 42,732,848	$ (1,140,920)	-2.60%
	Gross Receipts & Franchise Fees										
10	Pedernales Electric	$ 2,186,749	$ 2,444,970	$ 2,194,500	$ 1,888,647	$ 2,600,000	$ 2,600,000	$ -	$ 2,600,000	$ 405,500	18.48%
11	Gas Co-Ctrpnt/Entex/TX Gas Svc	197,637	233,406	257,322	199,266	388,268	388,268	-	388,268	130,946	50.89%
12	Time Warner Cable Franchise	301,440	263,326	469,476	172,874	232,684	232,684	-	232,684	(236,792)	-50.44%
13	Ambulance Service Franchise	1,801	2,039	3,176	1,696	2,100	2,100	-	2,100	(1,076)	-33.88%
14	Verizon SW Access Fees	4,494	3,802	6,353	1,817	1,812	1,812	-	1,812	(4,541)	-71.48%
15	Other Access Fees	18,277	31,379	16,075	13,333	23,506	23,506	-	23,506	7,431	46.23%
16	Trash Franchise - Res.	431,792	464,657	488,900	320,936	485,945	501,123	-	501,123	12,223	2.50%
17	Trash Franchise - Coml.	566,306	468,105	606,287	475,170	834,954	621,444	-	621,444	15,157	2.50%
	Total Gross Receipts & Franchise Fees	$ 3,708,497	$ 3,911,684	$ 4,042,089	$ 3,073,740	$ 4,569,269	$ 4,370,937	$ -	$ 4,370,937	$ 328,848	8.14%
	Charges for Services										
18	Refuse Charges - Residential	$ 4,323,580	$ 4,643,739	$ 4,580,687	$ 3,203,868	$ 4,821,613	$ 4,695,204	$ -	$ 4,695,204	$ 114,517	2.50%
19	Refuse Collection - Penalty	219,448	134,615	205,000	86,562	120,260	120,260	-	120,260	(84,740)	-41.34%
20	Miscellaneous Revenue	(16,809)	2,270	5,125	1,369	1,968	1,968	-	1,968	(3,157)	-61.60%
21	Solid Waste Administration Fee	471,308	493,582	530,208	334,515	502,514	530,208	-	530,208	-	0.00%
22	Refuse Service Charges	2,409	5,579	103	1,309	1,920	1,920	-	1,920	1,818	1773.17%
23	Refuse Transfer Fee	76	368	-	203	216	216	-	216	216	0.00%
	Total Charges for Services	$ 5,000,012	$ 5,280,152	$ 5,321,123	$ 3,627,826	$ 5,448,491	$ 5,349,776	$ -	$ 5,349,776	$ 28,654	0.54%
	Fines and Forfeitures										
24	Municipal Court Fines	$ 386,248	$ 485,449	$ 470,000	$ 268,745	$ 420,536	$ 420,536	$ -	$ 420,536	$ (49,464)	-10.52%
25	Court Administration Fee	17,637	24,876	23,000	17,187	26,288	26,288	-	26,288	3,288	14.30%
26	Youth Diversion Program Fee	-	400	-	-	-	-	-	-	-	0.00%
27	Electronic Pmt Processing Fee	3,955	5,123	10,000	17,869	27,712	27,712	-	27,712	17,712	177.12%
28	Cash Over/(Short)	-	-	-	10	-	-				
	Total Fines and Forfeitures	$ 407,840	$ 515,848	$ 503,000	$ 303,811	$ 474,536	$ 474,536	$ -	$ 474,536	$ (28,464)	-5.66%
	Licenses, Fees and Permits										
29	Animal Control Revenue	$ 1,076	$ 8,253	$ 5,000	$ 493	$ 5,000	$ 5,000	$ -	$ 5,000	$ -	0.00%
30	Solicitor Permits	3,264	400	1,000	-	-	-	-	-	(1,000)	-100.00%
31	Alcohol Permits	12,520	14,395	5,000	7,395	14,790	14,790	-	14,790	9,790	195.80%
32	Food Vendor Permits	250	1,000	2,000	-	-	-	-	-	(2,000)	-100.00%
33	Film & Misc Permits	525	550	-	-	-	-	-	-	-	0.00%
	Total Licenses, Fees and Permits	$ 17,634	$ 24,598	$ 13,000	$ 7,888	$ 19,790	$ 19,790	$ -	$ 19,790	$ 6,790	52.23%

City of Kyle, Texas
Fund Summary Budget Status Report
GENERAL FUND (1100)

		Actual 2023-24	Actual 2024-25	Approved Budget 2025-26	Year to Date w/Encumbrance 5/31/2026	Current Year Estimate 2025-26	ICM Proposed Base Budget 2026-27	Supplemental Budget 2026-27	ICM Proposed Budget 2026-27	Proposed $ Increase (Decrease) From FY 2025-26 Approved Budget	Proposed % Increase (Decrease) From FY 2025-26 Approved Budget
	Library Revenue										
34	Library Cards	$ -	$ -	$ -	$ -	$ -	$ -	$ -	$ -	$ -	0.00%
35	Copier/Fax Fees	19,999	17,142.58	10,000	9,309	13,830	13,830	-	13,830	3,830	38.30%
36	Library General Revenue	1,462	2,616.37	1,500	1,238	1,566	1,566	-	1,566	66	4.40%
37	Inter-Library Lending Fee	63	1,420.49	1,000	38	44	44	-	44	(956)	-95.60%
38	Fines & Forfeitures	5,203	6,123.00	3,000	2,354	3,856	3,856	-	3,856	856	28.53%
39	Electronic Pmt Processing Fee	1,553	1,976.74	1,000	1,241	1,770	1,770	-	1,770	770	77.00%
40	Cash Over/(Short)	-	100.51	-	9	(8)	(8)	-	(8)	(8)	0.00%
41	Hays County Support	35,000	26,250	35,000	26,250	35,000	35,000	-	35,000	-	0.00%
	Total Library Revenue	$ 63,278	$ 55,630	$ 51,500	$ 40,440	$ 56,058	$ 56,058	$ -	$ 56,058	$ 4,558	8.85%
	Special Events										
42	Kyle Fair (TexTravaganza)	$ 46,440	$ 19,991	$ -	$ 38,078	$ -	$ -	$ -	$ -	$ -	0.00%
43	Special Events	2,615	5,892	-	-	-	-	-	-	-	0.00%
44	Pie in the Sky	1,417	-	-	-	-	-	-	-	-	0.00%
45	ShopKyle	987	(38)	-	-	-	-	-	-	-	0.00%
	Total Special Events Revenue	$ 51,459	$ 25,845	$ -	$ 38,082	$ -	$ -	$ -	$ -	$ -	0.00%
	Police Department Revenue										
46	Police Dept Revenue	$ 17,303	$ 19,097	$ 15,000	$ 14,248	$ 23,860	$ 23,860	$ -	$ 23,860	$ 8,860	59.07%
47	Law Enforcement Training	-	-	1,500	-	-	-		-	(1,500)	-100.00%
48	Electronic Pmt Processing Fee	589	1,082	400	300	532	532	-	532	132	33.00%
	Total Police Department Revenue	$ 17,892	$ 20,179	$ 16,900	$ 14,548	$ 24,392	$ 24,392	$ -	$ 24,392	$ 7,492	44.33%
				-							
	Interest and Other										
49	Misc Grants - Federal	$ -	$ 25,157	$ -	$ -	$ -	$ -	$ -	$ -	$ -	0.00%
50	Misc Grants - State	17,737	22,586	-	26,329	26,329	26,329	-	26,329	26,329	0.00%
51	CAPCOG	2,000	-	2,000	-	2,000	2,000	-	2,000	-	0.00%
52	Investment Income	3,502,995	2,242,436	2,000,000	376,677	753,354	753,354	-	753,354	(1,246,646)	-62.33%
53	Surplus Property Sale Proceeds	5,300	915	-	510	510	510	-	510	510	0.00%
54	Misc Revenue-Scrap Sales	-	685	-	31,363	2,978	2,978		2,978	2,978	0.00%
55	Settlement Payment	3,166	15,444	-	-	-	-	-	-	-	0.00%
56	Refunds and Reimbursement	264,630	673,946	250,000	192,741	289,112	289,112	-	289,112	39,112	15.64%
57	Rebates - Credit Cards	-	-	70,000	-	69,999	69,999	-	69,999	(1)	0.00%
58	Open Record Charges	932	385	200	270	44	44	-	44	(156)	-78.00%
59	Conference Registration Fees	-	-	-	1,039	1,039	1,039		1,039	1,039	0.00%
60	Street Closure	709	158	500	158	316	316	-	316	(184)	-36.80%
61	New Right-to-Use Lease Assets	3,004,342	3,401,433	-	-	-	-	-	-	-	0.00%
62	Donations - Parks	1,200	172,995	-	5,439	5,439	5,439	-	5,439	5,439	0.00%
	Total Interest and Other	$ 6,803,010	$ 6,556,139	$ 2,322,700	$ 634,525	$ 1,151,119	$ 1,151,119	$ -	$ 1,151,119	$ (1,171,581)	-50.44%
	PID Contributions										
63	PID Administrative Fee	$ 3,401	$ 3,355	$ 3,500	$ 710	$ 3,500	$ 3,500	$ -	$ 3,500	$ -	0.00%
	Total PID Contributions	$ 3,401	$ 3,355	$ 3,500	$ 710	$ 3,500	$ 3,500	$ -	$ 3,500	$ -	0.00%
TOTAL GENERAL REVENUE		$ 52,137,194	$ 55,957,912	$ 56,147,580	$ 43,890,881	$ 54,763,164	$ 54,182,957	$ -	$ 54,182,957	$ (1,964,624)	-3.50%
COMMUNITY DEVELOPMENT REVENUE											
	Construction Inspection										
64	Bldg Permit/Inspection Fees	$ 6,037,159	$ 4,299,299	$ 5,170,078	$ 926	$ 2,600,000	$ 2,600,000	$ -	$ 2,600,000	$ (2,570,078)	-49.71%
65	Re-Inspections	8,729	9,046	9,384	-	983,170	983,170	-	983,170	973,786	10377.09%
66	Fire Permits/Inspection Fees	127,570	183,852	168,520	108,786	205,658	205,658	-	205,658	37,138	22.04%
67	Miscellaneous Building Revenue	532	-	-	76	38	38	-	38	38	0.00%
68	Electronic Pmt Processing Fee	297,165	222,342	194,199	188,169	308,210	308,210	-	308,210	114,011	58.71%
	Total Construction Inspection:	$ 6,471,156	$ 4,714,540	$ 5,542,181	$ 297,957	$ 4,097,076	$ 4,097,076	$ -	$ 4,097,076	$ (1,445,105)	-26.07%
	Other Inspection										
69	Sign Permits	$ 32,918	$ 66,566	$ 77,920	$ 8,875	$ 17,750	$ 17,750	$ -	$ 17,750	$ (60,170)	-77.22%
70	Contractor License	7,479	22,801	15,901	300	29,250	29,250	-	29,250	13,349	83.95%
71	Construction Registration Fee	-	100	-	17,451	-	-	-	-	-	0.00%
72	Base Fee Permit for Minor/Simple Alterations	-	1,250	-	102,876	-	-	-	-	-	0.00%
73	Base Permit Fees-Single Family Residential	-	1,500	-	494,865	-	-	-	-	-	0.00%
74	Base Permit Fees-Plan Review	-	-	-	37,325	-	-	-	-	-	0.00%
75	Base Permit Fees	-	-	-	285,858	-	-	-	-	-	0.00%
76	Commercial Plan Change/Deferred Submittal	-	-	-	1,260	-	-	-	-	-	0.00%
77	Cost To Review - Residential % of Base Fee	-	300	-	-	-	-	-	-	-	0.00%

City of Kyle, Texas
Fund Summary Budget Status Report
GENERAL FUND (1100)

		Actual 2023-24	Actual 2024-25	Approved Budget 2025-26	Year to Date w/Encumbrance 5/31/2026	Current Year Estimate 2025-26	ICM Proposed Base Budget 2026-27	Supplemental Budget 2026-27	ICM Proposed Budget 2026-27	Proposed $ Increase (Decrease) From FY 2025-26 Approved Budget	Proposed % Increase (Decrease) From FY 2025-26 Approved Budget
78	Inspection Fees-Single- and Two-Family Dwelling	-	4,875	-	423,235	-	-	-	-	-	0.00%
79	Inspection Fees-Multifamily and Commercial	-	900	-	94,900	-	-	-	-	-	0.00%
80	Reinspection - Single-Family Dwellings	-	-	-	557,798	-	-	-	-	-	0.00%
81	Reinspection - Multifamily and Commercial	-	-	-	49,510	-	-	-	-	-	0.00%
82	Other Fees - Demolition Permits w/Inspection	-	-	-	350	-	-	-	-	-	0.00%
83	Other Fees - Manufactured or Mobile Home	-	-	-	3,825	-	-	-	-	-	0.00%
84	Other Fees - Swimming Pools and Spas Consruction	-	-	-	2,250	-	-	-	-	-	0.00%
85	Other Fees - Swimming Pools and Spas Inspection	-	150	-	2,025	-	-	-	-	-	0.00%
86	Other Fees-Irrigation&Backflow Prevention Assembly	-	375	-	44,850	-	-	-	-	-	0.00%
87	Other Fees-Irrigation&Backflw Prevention Inspction	-	375	-	44,550	-	-	-	-	-	0.00%
88	Administrative Appeal, Code Modification	-	-	-	250	-	-	-	-	-	0.00%
89	Temp Certificate of Occupancy Fee(Per 30 Days)	-	-	-	19,500	-	-	-	-	-	0.00%
90	Certificate of Occpncy-Multifmly Cmrcl or Indstrll	-	-	-	1,000	-	-	-	-	-	0.00%
91	Fire Department Administrative Fees	-	-	-	5,696	-	-	-	-	-	0.00%
92	Itinerant Merchant (Solicitor's Permit)	-	-	-	600	-	-	-	-	-	0.00%
93	Mobile Food Vendor (Per Year)	-	-	-	250	-	-	-	-	-	0.00%
94	Permit Fee $200 Base + $2/Sq Foot + Inspections	-	515	-	29,834	-	-	-	-	-	0.00%
	Total Other Inspection:	$ 40,397	$ 99,708	$ 93,821	$ 2,229,234	$ 47,000	$ 47,000	$ -	$ 47,000	$ (46,821)	-49.90%
	Land Use Planning & Review										
95	Construction Review Fee	$ 418,659	$ 575,085	$ 418,882	$ -	$ 200,000	$ 200,000	$ -	$ 200,000	$ (218,882)	-52.25%
96	Land Use Planning and Review	102,001	936,126	503,175	9,000	267,000	267,000	-	267,000	(236,175)	-46.94%
97	Plat Fees	168,235	76,046	124,206	-	53,000	53,000	-	53,000	(71,206)	-57.33%
98	Zoning Fees	25,071	55,106	9,772	2,246	12,061	12,061	-	12,061	2,289	23.42%
99	2% Construction Inspection Fee	425,718	-	-	-	-	-	-	-	-	0.00%
100	Conditional Use Permit	2,481	3,518	4,640	-	8,303	8,303	-	8,303	3,663	78.94%
101	Newspaper Publication Fee	3,461	2,400	-	-	5,200	5,200	-	5,200	5,200	0.00%
102	Fire Department Review Fee	11,100	14,543	15,900	-	12,000	12,000	-	12,000	(3,900)	-24.53%
103	Voluntary Annexation	850	850	-	-	2,000	2,000	-	2,000	2,000	0.00%
104	Review Fee - TIA	-	10,250	8,500	-	76,291	76,291	-	76,291	67,791	797.54%
105	PID Application Fee	318,430	140,630	277,259	2,000	2,000	2,000	-	2,000	(275,259)	-99.28%
106	Development Agreement Review Fee	11,500	-	-	-	30,000	30,000	-	30,000	30,000	0.00%
107	Sign Notice Fee	152	-	-	-	700	700	-	700	700	0.00%
108	Tree Replacement Fee	9,300	-	-	-	120,550	120,550	-	120,550	120,550	0.00%
109	Sell - Land/Property	400	-	-	-	-	-	-	-	-	0.00%
110	Sidewalk Fee-In-Lieu	-	-	-	20,016	-	-	-	-	-	0.00%
111	Short Form/Amended Plat–Base Fee/Notification	-	-	-	3,500	-	-	-	-	-	0.00%
112	Short Form Plat Or Amended Plat – Plus Per Lot Fee	-	-	-	14,200	-	-	-	-	-	0.00%
113	Preliminary Plan – Base	-	-	-	15,000	-	-	-	-	-	0.00%
114	Preliminary Plan – Plus Per Lot/Acre Fee	-	-	-	15,200	-	-	-	-	-	0.00%
115	Final Plat – Base	-	-	-	10,000	-	-	-	-	-	0.00%
116	Final Plat – Plus Per Lot Or Acre Fee	-	-	-	6,937	-	-	-	-	-	0.00%
117	Fire Department Plat Plan Review Fee	-	-	-	2,250	-	-	-	-	-	0.00%
118	Fire Department Site Plan Review Fee	-	-	-	4,750	-	-	-	-	-	0.00%
119	Site Dvlpment–Base (4th Pln Rvw Pymt Of New Fee)	-	-	-	57,750	-	-	-	-	-	0.00%
120	Site Development–Plus $.05 Per Imprvs Cvr	-	-	-	145,083	-	-	-	-	-	0.00%
121	Site Development Revision- Per Revision	-	-	-	16,500	-	-	-	-	-	0.00%
122	Variance/Waiver/Exception Request	-	-	-	2,250	-	-	-	-	-	0.00%
123	Easements/License To Encroach/License Agreements	-	-	-	1,000	-	-	-	-	-	0.00%
124	Construction Plan Review Application Fee Base Fee	-	-	-	24,000	-	-	-	-	-	0.00%
125	Construction Plan Review Fee – Plus Per Acre Fee	-	-	-	131,122	-	-	-	-	-	0.00%
126	Construction Plan Revision Fee	-	-	-	22,000	-	-	-	-	-	0.00%
127	Construction Inspection Fee Per Acre	-	-	-	13,856	-	-	-	-	-	0.00%
128	Zoning Change- Base	-	-	-	6,903	-	-	-	-	-	0.00%
129	Zoning Change Plus Per Acre Fee	-	-	-	1,554	-	-	-	-	-	0.00%
130	PUD Amendment Fee–Base Per Amendment/Notification	-	-	-	1,500	-	-	-	-	-	0.00%
131	Zoning Verification Letter	-	-	-	1,350	-	-	-	-	-	0.00%
132	Dev Agreement Fee PID/TIRZ/MUD/Special Fnance Dist	-	-	-	25,000	-	-	-	-	-	0.00%
133	Amndmnt to Dev Agrmnt (PID/TIRZ/MUD/Spcl Fin Dist)	-	-	-	5,000	-	-	-	-	-	0.00%

City of Kyle, Texas
Fund Summary Budget Status Report
GENERAL FUND (1100)

		Actual 2023-24	Actual 2024-25	Approved Budget 2025-26	Year to Date w/Encumbrance 5/31/2026	Current Year Estimate 2025-26	ICM Proposed Base Budget 2026-27	Supplemental Budget 2026-27	ICM Proposed Budget 2026-27	Proposed $ Increase (Decrease) From FY 2025-26 Approved Budget	Proposed % Increase (Decrease) From FY 2025-26 Approved Budget
134	Escrow Fee – PUD/DA/Special Districts/Etc	-	-	-	25,000	-	-	-	-	-	0.00%
135	Conditional Use Permit Per Acre/Notification	-	-	-	1,500	-	-	-	-	-	0.00%
136	Plus Per Acre	-	-	-	1,804	-	-	-	-	-	0.00%
137	Administrative Code Waiver or Exception	-	-	-	2,500	-	-	-	-	-	0.00%
138	Voluntary Annexation/Notification	-	-	-	2,000	-	-	-	-	-	0.00%
139	ETJ Release/Notification	-	-	-	4,500	-	-	-	-	-	0.00%
140	Newspaper Notification/Mailout Fee	-	-	-	3,000	-	-	-	-	-	0.00%
141	Signs For Notice Of Public Hearing	-	-	-	350	-	-	-	-	-	0.00%
	Total Land Use Planning & Review:	$ 1,497,358	$ 1,814,553	$ 1,362,334	$ 600,621	$ 789,105	$ 789,105	$ -	$ 789,105	$ (573,229)	-42.08%
TOTAL COMMUNITY DEVELOPMENT REVENUE		$ 8,008,910	$ 6,628,801	$ 6,998,336	$ 3,127,811	$ 4,933,181	$ 4,933,181	$ -	$ 4,933,181	$ (2,065,155)	-29.51%
RECREATION PROGRAM REVENUE											
	Recreation Program										
142	Recreation Programs	$ (763)	$ 6,884	$ 1,000	$ 10,151	$ 13,282	$ 13,282	$ -	$ 13,282	$ 12,282	1228.20%
143	City Sponsored Events	-	-	2,000	-	2,000	2,000	-	2,000	-	0.00%
144	Therapeutic Recreation Program/Events	-	5,541	3,000	1,644	6,000	6,000	-	6,000	3,000	100.00%
145	Kyle Camp Fees	109,547	145,108	115,000	124,119	282,117	282,117	-	282,117	167,117	145.32%
146	Youth Athletics	43,533	48,428	20,000	34,708	82,304	82,304	-	82,304	62,304	311.52%
147	Adult Athletics	813	-	20,000	250	20,500	20,500	-	20,500	500	2.50%
148	Contract Instructor Programs	4,441	2,444	3,000	640	4,280	4,280	-	4,280	1,280	42.67%
149	Hooked on Fishing	-	-	1,000	-	1,000	1,000	-	1,000	-	0.00%
150	Electronic Pmt Processing Fee	(1,603)	(524)	-	11,242	15,788	15,788	-	15,788	15,788	0.00%
	Total Recreation Program:	$ 155,968	$ 207,880	$ 165,000	$ 182,754	$ 427,271	$ 427,271	$ -	$ 427,271	$ 262,271	158.95%
	Recreation Special Events										
151	July 4th	$ 2,433	$ 15,145	$ 1,500	$ -	$ 1,500	$ 1,500	$ -	$ 1,500	$ -	0.00%
152	Kyle Fair (TexTravaganza)	-	-	35,000	-	27,000	27,000	-	27,000	(8,000)	-22.86%
153	Movie in the Park	12,275	3,226	1,000	1,300	2,400	2,400	-	2,400	1,400	140.00%
154	Hooked on Fishing	689	140	-	-	-	-	-	-	-	0.00%
155	December Festivities	14,362	8,840	5,000	6,460	6,520	6,520	-	6,520	1,520	30.40%
156	Market Days	24,851	21,040	10,000	13,215	21,950	21,950	-	21,950	11,950	119.50%
157	Easter Event	3,555	3,350	3,250	165	2,640	2,640	-	2,640	(610)	-18.77%
158	Polar Bear Revenue	1,807	1,045	-	-	-	-	-	-	-	0.00%
159	Advertising Income	300	1,686	4,000	7,112	4,200	4,200	-	4,200	200	5.00%
160	Community Events	-	-	1,500	5,201	11,050	11,050	-	11,050	9,550	636.67%
161	Facility Rentals	22,441	44,329	30,000	40,875	66,146	66,146	-	66,146	36,146	120.49%
162	Athletic Sport Field Rentals	-	-	15,000	-	-	-	-	-	(15,000)	-100.00%
163	Center Street Trick or Treat	-	-	3,000	-	-	-	-	-	(3,000)	-100.00%
164	Special Events	-	-	2,500	-	-	-	-	-	(2,500)	-100.00%
165	Special Event Rental Fees	-	-	5,000	50	-	-	-	-	(5,000)	-100.00%
	Total Recreation Special Events:	$ 82,712	$ 98,801	$ 116,750	$ 74,378	$ 143,406	$ 143,406	$ -	$ 143,406	$ 26,656	22.83%
	Swimming Pool										
166	Red Cross Classes	$ -	$ -	$ 1,500	$ -	$ 1,500	$ 1,500	$ -	$ 1,500	$ -	0.00%
167	Annual Passes	480	1,021	1,500	203	1,500	1,500	-	1,500	-	0.00%
168	Aquatic Vendor Fees	-	-	250	-	250	250	-	250	-	0.00%
169	Pool Facility Rentals	18,030	9,576	7,500	4,725	7,500	7,500	-	7,500	-	0.00%
170	Daily Fees	25,445	23,603	13,000	602	13,000	13,000	-	13,000	-	0.00%
171	Swim Lessons	13,449	6,269	13,000	3,669	13,000	13,000	-	13,000	-	0.00%
172	Swim Team	5,280	3,680	3,500	5,350	3,500	3,500	-	3,500	-	0.00%
173	Polar Bear Revenue	-	-	1,000	-	1,000	1,000	-	1,000	-	0.00%
174	Aquatic Programs	-	-	500	40	500	500	-	500	-	0.00%
175	Aquatic Events	-	-	500	24	500	500	-	500	-	0.00%
176	Cash Over/(Short)	-	142	-	11	-	-	-	-	-	0.00%
	Total Swimming Pool	$ 62,684	$ 44,290	$ 42,250	$ 14,625	$ 42,250	$ 42,250	$ -	$ 42,250	$ -	0.00%
TOTAL RECREATION PROGRAM REVENUE		$ 352,824	$ 376,816	$ 324,000	$ 309,838	$ 612,927	$ 612,927	$ -	$ 612,927	$ 288,927	89.18%
TOTAL REVENUE		$ 60,498,927	$ 62,963,529	$ 63,469,916	$ 47,328,530	$ 60,309,272	$ 59,729,065	$ -	$ 59,729,065	$ (3,740,852)	-5.89%

City of Kyle, Texas
Fund Summary Budget Status Report
GENERAL FUND (1100)

		Actual 2023-24	Actual 2024-25	Approved Budget 2025-26	Year to Date w/Encumbrance 5/31/2026	Current Year Estimate 2025-26	ICM Proposed Base Budget 2026-27	Supplemental Budget 2026-27	ICM Proposed Budget 2026-27	Proposed $ Increase (Decrease) From FY 2025-26 Approved Budget	Proposed % Increase (Decrease) From FY 2025-26 Approved Budget
TRANSFERS IN											
177	Transfer In - TIRZ #2 (Loan Repayment)	$ 400,000	$ 400,000	$ 735,000	$ 367,500	$ 735,000	$ 785,000	$ -	$ 785,000	$ 50,000	6.80%
178	Transfer In - Water Operating	650,000	650,000	2,090,555	1,045,277	2,090,555	2,090,555	-	2,090,555	-	0.00%
179	Transfer In - Wastewater Operating	650,000	650,000	1,175,787	587,893	1,175,787	1,175,787	-	1,175,787	-	0.00%
180	Transfer In - Court Security	15,000	12,000	12,000	6,000	12,000	12,000	-	12,000	-	0.00%
181	Transfer In - Heroes Memorial Park Fund	-	68,387	-	-	-	-	-	-	-	0.00%
182	Transfer In - Hotel Occupancy Fund	421,313	555,935	575,450	287,725	575,450	164,800	-	164,800	(410,650.00)	-71.36%
183	Transfer In - 2022 GO Bond Fund	-	3,850,000	-	-	-	-	-	-	-	0.00%
184	Transfer In - Senior Activity & Comm Center Fund	-	194,513	-	-	-	-	-	-	-	0.00%
185	Transfer In - Library Grant Fund	-	-	4,610	2,305	4,611	4,610	-	4,610	-	0.00%
186	Transfer In - IT Replacement Fund	-	-	500,000	250,000	500,000	-	-	-	(500,000.00)	-100.00%
187	Transfer In - Fleet Replacement Fund	-	-	500,000	250,000	500,000	-	-	-	(500,000.00)	-100.00%
188	Transfer In - Indirect Support Cost (Water Fund)	-	2,008,963	2,209,859	1,104,930	2,209,860	2,209,859	-	2,209,859	-	0.00%
189	Transfer In - Indirect Support Cost (WW Fund)	-	1,276,690	1,404,359	702,180	1,404,359	1,404,359	-	1,404,359	-	0.00%
190	Transfer In - Indirect Support Cost (SD Fund)	-	217,957	239,753	119,876	239,753	239,753	-	239,753	-	0.00%
191	Transfer In - Indirect Support Cost (GF CIP Fund)	-	-	192,349	96,175	192,350	192,349	-	192,349	-	0.00%
192	Transfer In - Indirect Support Cost (2022 Road Bond Fund)	-	-	826,488	413,244	826,489	826,488	-	826,488	-	0.00%
193	Transfer In - Indirect Support Cost (Transportation Fund)	-	-	3,182	1,591	3,182	3,182	-	3,182	-	0.00%
194	Transfer In - Indirect Support Cost (Street Improvement Fund)	-	-	12,727	6,363	12,727	12,727	-	12,727	-	0.00%
195	Transfer In - Indirect Support Cost (Parks Development Fund)	-	-	114,454	57,227	114,455	114,454	-	114,454	-	0.00%
196	Transfer In - Indirect Support Cost (Parks 2020 GO Bond Fund)	-	-	39,518	19,759	39,519	79,037	-	79,037	39,518.71	100.00%
197	Transfer In - Indirect Support Cost (Parks 2020 County Bonds Fund)	-	-	39,518	19,759	39,519	-	-	-	(39,518.29)	-100.00%
198	Transfer In - Indirect Support Cost (Parks HOT Fund)	-	-	954	477	955	954	-	954	-	0.00%
199	Transfer In - Indirect Support Cost (Water Utility Fund)	-	-	532,767	266,384	532,768	532,767	-	532,767	-	0.00%
200	Transfer In - Indirect Support Cost (Wastewater Utility Fund)	-	-	999,564	499,782	999,564	999,564	-	999,564	-	0.00%
201	Transfer In - Indirect Support Cost (Storm Drainage Fund)	-	-	43,588	21,794	43,589	43,588	-	43,588	-	0.00%
202	Transfer In - Indirect Support Cost (TIRZ #2 Fund)	-	-	160,050	80,025	160,051	160,050	-	160,050	-	0.00%
203	Transfer In - Indirect Support Cost (TIRZ #6 Fund)	-	-	34,839	17,419	34,839	34,839	-	34,839	-	0.00%
204	Transfer In - Operating Costs (GF CIP Fund)	-	-	172,129	86,064	172,129	172,129	-	172,129	-	0.00%
205	Transfer In - Operating Costs (2022 Road Bond Fund)	-	-	739,604	369,802	739,605	739,604	-	739,604	-	0.00%
206	Transfer In - Operating Costs (Transportation Fund)	-	-	2,847	1,424	2,848	2,847	-	2,847	-	0.00%
207	Transfer In - Operating Costs (Street Improvement Fund)	-	-	11,389	5,694	11,389	11,389	-	11,389	-	0.00%
208	Transfer In - Operating Costs (Parks Development Fund)	-	-	102,422	51,211	102,423	102,422	-	102,422	-	0.00%
209	Transfer In - Operating Costs (Parks 2020 GO Bond Fund)	-	-	35,364	17,682	35,364	70,728	-	70,728	35,364.05	100.00%
210	Transfer In - Operating Costs (Parks 2020 County Bond Fund)	-	-	35,364	17,682	35,364	-	-	-	(35,363.95)	-100.00%
211	Transfer In - Operating Costs (Parks HOT Fund)	-	-	854	427	855	854	-	854	-	0.00%
212	Transfer In - Operating Costs (Water IF Fund)	-	-	476,760	238,380	476,761	476,760	-	476,760	-	0.00%
213	Transfer In - Operating Costs (Wastewater IF Fund)	-	-	894,485	447,242	894,485	894,485	-	894,485	-	0.00%
214	Transfer In - Operating Costs (Storm Drainage Fund)	-	-	39,006	19,503	39,007	39,006	-	39,006	-	0.00%
215	Transfer In - Operating Costs (TIRZ #2 Fund)	-	-	143,225	71,613	143,226	328,225	-	328,225	185,000.00	129.17%
216	Transfer In - Operating Costs (TIRZ #6 Fund)	-	-	31,177	15,588	31,177	31,177	-	31,177	-	0.00%
		$ 2,136,313	$ 9,884,444	$ 15,131,999	$ 7,566,000	$ 15,132,015	$ 13,956,349	$ -	$ 13,956,349	$ (1,175,649)	-7.77%
TOTAL REVENUE AND TRANSFERS IN:		$ 62,635,240	$ 72,847,974	$ 78,601,915	$ 54,894,530	$ 75,441,287	$ 73,685,414	$ -	$ 73,685,414	$ (4,916,501)	-6.25%

City of Kyle, Texas
Fund Summary Budget Status Report
GENERAL FUND (1100)

Line No.		Actual 2023-24	Actual 2024-25	Approved Budget 2025-26	Year to Date w/Encumbrance 5/31/2026	Current Year Estimate 2025-26	ICM Proposed Base Budget 2026-27	Supplemental Budget 2026-27	ICM Proposed Budget 2026-27	Proposed $ Increase (Decrease) From FY 2025-26 Approved Budget	Proposed % Increase (Decrease) From FY 2025-26 Approved Budget
EXPENDITURES:											
Line No.	**MAYOR**										
1	Regular Part Time Wages	$ -	$ -	$ -	$ -	$ -	$ -	$ -	$ -	$ -	0.00%
2	Temporary/Seasonal Wages	15,600	15,600	15,600	8,450	15,600	15,600	-	15,600	-	0.00%
3	Council Expense Stipend	6,000	6,500	6,000	3,500	6,000	6,000	-	6,000	-	0.00%
4	FICA/Social Security	1,652	1,691	1,652	876	1,652	1,652	-	1,652	-	0.00%
5	Health Insurance	3,749	-	-	-	-	-	-	-	-	0.00%
6	Dental Insurance	190	-	-	-	-	-	-	-	-	0.00%
7	Vision Insurance	38	-	-	-	-	-	-	-	-	0.00%
	1. Personnel	$ 27,230	$ 23,791	$ 23,252	$ 12,826	$ 23,252	$ 23,252	$ -	$ 23,252	$ -	0.00%
8	Dry Cleaning/Uniform Cleaning Services	$ 399	$ 618	$ -	$ 155	$ 310	$ -	$ -	$ -	$ -	0.00%
9	Travel - City Council	19,166	11,100	5,500	1,240	3,108	5,500	-	5,500	-	0.00%
10	Travel - Training & Conferences	-	420	-	1,868	-	-	-	-	-	0.00%
11	Mileage - Reimbursement	-	-	300	-	-	300	-	300	-	0.00%
12	Memberships and Dues	125	-	300	-	-	300	-	300	-	0.00%
13	Subscription and Books	1,972	1,701	300	335	335	300	-	300	-	0.00%
14	Legal Services	1,045	137	-	-	-	-	-	-	-	0.00%
15	Community & Public Relations Sponsorship	333	-	300	-	-	300	-	300	-	0.00%
	2. Contractual Services	$ 23,041	$ 13,976	$ 6,700	$ 3,598	$ 3,753	$ 6,700	$ -	$ 6,700	$ -	0.00%
16	City Logo / Apparel	$ -	$ -	$ 180	$ 33	$ 746	$ 180	$ -	$ 180	$ -	0.00%
17	General Office Supplies	3,109	2,516	960	101	101	960	-	960	-	0.00%
18	City Sponsored Event Supplies	255	324	400	-	-	400	-	400	-	0.00%
19	Food/Meals	3,642	1,376	1,800	116	116	1,800	-	1,800	-	0.00%
20	Computer Hardware	-	330	-	-	-	-	-	-	-	0.00%
	3. Commodities	$ 7,006	$ 4,546	$ 3,340	$ 250	$ 963	$ 3,340	$ -	$ 3,340	$ -	0.00%
	Total Mayor	$ 57,276	$ 42,313	$ 33,292	$ 16,674	$ 27,968	$ 33,292	$ -	$ 33,292	$ -	0.00%
EXPENDITURES:											
Line No.	**COUNCIL DISTRICT 1**										
1	Regular Part Time Wages	$ -	$ -	$ -	$ -	$ -	$ -	$ -	$ -	$ -	0.00%
2	Temporary/Seasonal Wages	12,000	12,000	12,000	6,500	12,000	12,000	-	12,000	-	0.00%
3	Council Expense Stipend	6,000	6,500	6,000	3,000	6,000	6,000	-	6,000	-	0.00%
4	FICA/Social Security	1,377	1,415	1,377	727	1,377	1,377	-	1,377	-	0.00%
5	Health Insurance	3,749	-	-	-	-	-	-	-	-	0.00%
6	Dental Insurance	190	-	-	-	-	-	-	-	-	0.00%
7	Vision Insurance	38	-	-	-	-	-	-	-	-	0.00%
	1. Personnel	$ 23,354	$ 19,915	$ 19,377	$ 10,227	$ 19,377	$ 19,377	$ -	$ 19,377	$ -	0.00%
8	Travel - City Council	$ 12,102	$ 6,305	$ 5,500	$ 591	$ 1,464	$ 5,500	$ -	$ 5,500	$ -	0.00%
9	Travel - Training & Conferences	-	420	-	873	-	-	-	-	-	0.00%
10	Mileage - Reimbursement	-	-	300	-	-	300	-	300	-	0.00%
11	Memberships and Dues	125	-	300	-	-	300	-	300	-	0.00%
12	Subscription and Books	130	90	300	-	-	300	-	300	-	0.00%
13	Legal Services	2,708	-	-	-	-	-	-	-	-	0.00%
14	Community & Public Relations Sponsorship	333	-	300	-	-	300	-	300	-	0.00%
	2. Contractual Services	$ 15,399	$ 6,815	$ 6,700	$ 1,464	$ 1,464	$ 6,700	$ -	$ 6,700	$ -	0.00%
15	City Logo / Apparel	$ -	$ -	$ 180	$ 33	$ 33	$ 180	$ -	$ 180	$ -	0.00%
16	General Office Supplies	636	78	960	80	80	960	-	960	-	0.00%
17	City Sponsored Event Supplies	1,370	-	400	-	-	400	-	400	-	0.00%
18	Food/Meals	3,199	1,500	1,800	-	-	1,800	-	1,800	-	0.00%
	3. Commodities	$ 5,205	$ 1,578	$ 3,340	$ 113	$ 113	$ 3,340	$ -	$ 3,340	$ -	0.00%
	Total Council DISTRICT 1	$ 43,958	$ 28,308	$ 29,417	$ 11,805	$ 20,954	$ 29,417	$ -	$ 29,417	$ -	0.00%

City of Kyle, Texas
Fund Summary Budget Status Report
GENERAL FUND (1100)

Line No.		Actual 2023-24	Actual 2024-25	Approved Budget 2025-26	Year to Date w/Encumbrance 5/31/2026	Current Year Estimate 2025-26	ICM Proposed Base Budget 2026-27	Supplemental Budget 2026-27	ICM Proposed Budget 2026-27	Proposed $ Increase (Decrease) From FY 2025-26 Approved Budget	Proposed % Increase (Decrease) From FY 2025-26 Approved Budget
EXPENDITURES:											
Line No.	**COUNCIL DISTRICT 2**										
1	Regular Part Time Wages	$ -	$ -	$ -	$ -	$ -	$ -	$ -	$ -	$ -	0.00%
2	Temporary/Seasonal Wages	12,000	12,000	12,000	7,000	12,000	12,000	-	12,000	-	0.00%
3	Council Expense Stipend	6,000	6,500	6,000	3,500	6,000	6,000	-	6,000	-	0.00%
4	FICA/Social Security	1,377	1,415	1,377	803	1,377	1,377	-	1,377	-	0.00%
	1. Personnel	$ 19,377	$ 19,915	$ 19,377	$ 11,303	$ 19,377	$ 19,377	$ -	$ 19,377	$ -	0.00%
5	Travel - City Council	$ 14,066	$ 4,015	$ 5,500	$ 1,427	$ 1,427	$ 5,500	$ -	$ 5,500	$ -	0.00%
6	Travel - Training & Conferences	-	795	-	873	873	-	-	-	-	0.00%
7	Mileage - Reimbursement	-	-	300	-	-	300	-	300	-	0.00%
8	Memberships and Dues	125	-	300	-	-	300	-	300	-	0.00%
9	Subscription and Books	-	-	300	-	-	300	-	300	-	0.00%
10	Legal Services	5,805	-	-	-	-	-	-	-	-	0.00%
11	Community & Public Relations Sponsorship	708	-	300	-	-	300	-	300	-	0.00%
	2. Contractual Services	$ 20,704	$ 4,810	$ 6,700	$ 2,300	$ 2,300	$ 6,700	$ -	$ 6,700	$ -	0.00%
12	City Logo / Apparel	$ 185	$ 185	$ 180	$ 33	$ 33	$ 180	$ -	$ 180	$ -	0.00%
13	General Office Supplies	496	-	960	80	80	960	-	960	-	0.00%
14	City Sponsored Event Supplies	80	-	400	-	-	400	-	400	-	0.00%
15	Food/Meals	794	-	1,800	-	-	1,800	-	1,800	-	0.00%
16	Computer Hardware	2,576	-	-	-	-	-	-	-	-	0.00%
	3. Commodities	$ 4,131	$ 185	$ 3,340	$ 113	$ 113	$ 3,340	$ -	$ 3,340	$ -	0.00%
	Total Council DISTRICT 2	$ 44,212	$ 24,910	$ 29,417	$ 13,716	$ 21,790	$ 29,417	$ -	$ 29,417	$ -	0.00%
EXPENDITURES:											
Line No.	**COUNCIL DISTRICT 3**										
1	Regular Part Time Wages	$ -	$ -	$ -	$ -	$ -	$ -	$ -	$ -	$ -	0.00%
2	Temporary/Seasonal Wages	12,000	12,000	12,000	7,000	12,000	12,000	-	12,000	-	0.00%
3	Council Expense Stipend	6,000	6,500	6,000	3,500	6,000	6,000	-	6,000	-	0.00%
4	FICA/Social Security	1,377	1,415	1,377	803	1,377	1,377	-	1,377	-	0.00%
	1. Personnel	$ 19,377	$ 19,915	$ 19,377	$ 11,303	$ 19,377	$ 19,377	$ -	$ 19,377	$ -	0.00%
5	Travel - City Council	$ 698	$ 131	$ 5,500	$ 345	$ 345	$ 5,500	$ -	$ 5,500	$ -	0.00%
6	Travel - Training & Conferences	-	-	-	3,798	3,798	-	-	-	-	0.00%
7	Mileage - Reimbursement	-	-	300	-	-	300	-	300	-	0.00%
8	Memberships and Dues	-	-	300	-	-	300	-	300	-	0.00%
9	Subscription and Books	-	-	300	-	-	300	-	300	-	0.00%
10	Legal Services	1,500	-	-	-	-	-	-	-	-	0.00%
11	Community & Public Relations Sponsorship	433	-	300	-	-	300	-	300	-	0.00%
	2. Contractual Services	$ 2,631	$ 131	$ 6,700	$ 4,143	$ 4,143	$ 6,700	$ -	$ 6,700	$ -	0.00%
12	City Logo / Apparel	$ 455	$ -	$ 180	$ 33	$ 33	$ 180	$ -	$ 180	$ -	0.00%
13	General Office Supplies	208	-	960	-	85	960	-	960	-	0.00%
14	City Sponsored Event Supplies	1,270	-	400	-	-	400	-	400	-	0.00%
15	Food/Meals	732	-	1,800	-	-	1,800	-	1,800	-	0.00%
	3. Commodities	$ 2,664	$ -	$ 3,340	$ 33	$ 118	$ 3,340	$ -	$ 3,340	$ -	0.00%
	Total Council DISTRICT 3	$ 24,672	$ 20,046	$ 29,417	$ 15,479	$ 23,638	$ 29,417	$ -	$ 29,417	$ -	0.00%

City of Kyle, Texas
Fund Summary Budget Status Report
GENERAL FUND (1100)

Line No.		Actual 2023-24	Actual 2024-25	Approved Budget 2025-26	Year to Date w/Encumbrance 5/31/2026	Current Year Estimate 2025-26	ICM Proposed Base Budget 2026-27	Supplemental Budget 2026-27	ICM Proposed Budget 2026-27	Proposed $ Increase (Decrease) From FY 2025-26 Approved Budget	Proposed % Increase (Decrease) From FY 2025-26 Approved Budget
EXPENDITURES:											
Line No.	**COUNCIL DISTRICT 4**										
1	Regular Part Time Wages	$ -	$ -	$ -	$ -	$ -	$ -	$ -	$ -	$ -	0.00%
2	Temporary/Seasonal Wages	12,000	12,000	12,000	7,000	12,000	12,000	-	12,000	-	0.00%
3	Council Expense Stipend	6,000	6,500	6,000	3,000	6,000	6,000	-	6,000	-	0.00%
4	FICA/Social Security	1,377	1,415	1,377	803	1,377	1,377	-	1,377	-	0.00%
	1. Personnel	$ 19,377	$ 19,915	$ 19,377	$ 10,803	$ 19,377	$ 19,377	$ -	$ 19,377	$ -	0.00%
5	Travel - City Council	$ 9,593	$ 3,270	$ 5,500	$ 325	$ 375	$ 5,500	$ -	$ 5,500	$ -	0.00%
6	Travel - Training & Conferences	-	-	-	3,933	3,933	-	-	-	-	0.00%
7	Mileage - Reimbursement	367	347	300	-	-	300	-	300	-	0.00%
8	Memberships and Dues	-	-	300	-	-	300	-	300	-	0.00%
9	Subscription and Books	-	-	300	-	-	300	-	300	-	0.00%
10	Legal Services	1,045	-	-	-	-	-	-	-	-	0.00%
11	Community & Public Relations Sponsorship	-	-	300	-	-	300	-	300	-	0.00%
	2. Contractual Services	$ 11,005	$ 3,618	$ 6,700	$ 4,258	$ 4,308	$ 6,700	$ -	$ 6,700	$ -	0.00%
12	City Logo / Apparel	$ -	$ 236	$ 180	$ 33	$ 33	$ 180	$ -	$ 180	$ -	0.00%
13	General Office Supplies	347	-	960	-	-	960	-	960	-	0.00%
14	City Sponsored Event Supplies	-	-	400	-	-	400	-	400	-	0.00%
15	Food/Meals	1,102	80	1,800	-	-	1,800	-	1,800	-	0.00%
16	Computer Hardware	910	-	-	-	-	-	-	-	-	0.00%
	3. Commodities	$ 2,359	$ 316	$ 3,340	$ 33	$ 33	$ 3,340	$ -	$ 3,340	$ -	0.00%
	Total Council DISTRICT 4	$ 32,740	$ 23,849	$ 29,417	$ 15,094	$ 23,718	$ 29,417	$ -	$ 29,417	$ -	0.00%
EXPENDITURES:											
Line No.	**COUNCIL DISTRICT 5**										
1	Regular Part Time Wages	$ -	$ -	$ -	$ -	$ -	$ -	$ -	$ -	$ -	0.00%
2	Temporary/Seasonal Wages	12,000	12,000	12,000	7,000	12,000	12,000	-	12,000	-	0.00%
3	Council Expense Stipend	6,000	6,500	6,000	3,500	6,000	6,000	-	6,000	-	0.00%
4	FICA/Social Security	1,377	1,415	1,377	803	1,377	1,377	-	1,377	-	0.00%
	1. Personnel	$ 19,377	$ 19,915	$ 19,377	$ 11,303	$ 19,377	$ 19,377	$ -	$ 19,377	$ -	0.00%
5	Travel - City Council	$ 8,202	$ 4,365	$ 5,500	$ 591	$ 591	$ 5,500	$ -	$ 5,500	$ -	0.00%
6	Travel - Training & Conferences	-	420	-	721	721	-	-	-	-	0.00%
7	Mileage - Reimbursement	303	-	300	-	-	300	-	300	-	0.00%
8	Memberships and Dues	125	-	300	-	-	300	-	300	-	0.00%
9	Subscription and Books	-	-	300	-	-	300	-	300	-	0.00%
10	Legal Services	1,675	-	-	-	-	-	-	-	-	0.00%
11	Community & Public Relations Sponsorship	250	120	300	(120)	-	300	-	300	-	0.00%
	2. Contractual Services	$ 10,554	$ 4,905	$ 6,700	$ 1,192	$ 1,312	$ 6,700	$ -	$ 6,700	$ -	0.00%
12	City Logo / Apparel	$ -	$ 319	$ 180	$ 33	$ 33	$ 180	$ -	$ 180	$ -	0.00%
13	General Office Supplies	208	-	960	-	-	960	-	960	-	0.00%
14	City Sponsored Event Supplies	292	-	400	-	-	400	-	400	-	0.00%
15	Food/Meals	1,794	163	1,800	-	-	1,800	-	1,800	-	0.00%
	3. Commodities	$ 2,294	$ 482	$ 3,340	$ 33	$ 33	$ 3,340	$ -	$ 3,340	$ -	0.00%
	Total Council DISTRICT 5	$ 32,225	$ 25,302	$ 29,417	$ 12,528	$ 20,722	$ 29,417	$ -	$ 29,417	$ -	0.00%

City of Kyle, Texas
Fund Summary Budget Status Report
GENERAL FUND (1100)

Line No.		Actual 2023-24	Actual 2024-25	Approved Budget 2025-26	Year to Date w/Encumbrance 5/31/2026	Current Year Estimate 2025-26	ICM Proposed Base Budget 2026-27	Supplemental Budget 2026-27	ICM Proposed Budget 2026-27	Proposed $ Increase (Decrease) From FY 2025-26 Approved Budget	Proposed % Increase (Decrease) From FY 2025-26 Approved Budget
EXPENDITURES:											
Line No.	**COUNCIL DISTRICT 6**										
1	Regular Part Time Wages	$ -	$ -	$ -	$ -	$ -	$ -	$ -	$ -	$ -	0.00%
2	Temporary/Seasonal Wages	12,000	12,000	12,000	7,000	12,000	12,000	-	12,000	-	0.00%
3	Council Expense Stipend	6,000	6,500	6,000	3,500	6,000	6,000	-	6,000	-	0.00%
4	FICA/Social Security	1,377	1,415	1,377	803	1,377	1,377	-	1,377	-	0.00%
	1. Personnel	$ 19,377	$ 19,915	$ 19,377	$ 11,303	$ 19,377	$ 19,377	$ -	$ 19,377	$ -	0.00%
5	Travel - City Council	$ 2,004	$ 788	$ 5,500	$ -	$ -	$ 5,500	$ -	$ 5,500	$ -	0.00%
6	Travel - Training & Conferences	-	595	-	-	-	-	-	-	-	0.00%
7	Mileage - Reimbursement	-	-	300	-	-	300	-	300	-	0.00%
8	Memberships and Dues	-	-	300	-	-	300	-	300	-	0.00%
9	Subscription and Books	-	-	300	-	-	300	-	300	-	0.00%
10	Legal Services	1,728	-	-	-	-	-	-	-	-	0.00%
11	Community & Public Relations Sponsorship	-	-	300	-	-	300	-	300	-	0.00%
	2. Contractual Services	$ 3,731	$ 1,383	$ 6,700	$ -	$ -	$ 6,700	$ -	$ 6,700	$ -	0.00%
12	City Logo / Apparel	$ -	$ 47	$ 180	$ 36	$ 36	$ 180	$ -	$ 180	$ -	0.00%
13	General Office Supplies	208	149	960	-	-	960	-	960	-	0.00%
14	City Sponsored Event Supplies	80	-	400	-	-	400	-	400	-	0.00%
15	Food/Meals	661	-	1,800	-	-	1,800	-	1,800	-	0.00%
	3. Commodities	$ 950	$ 197	$ 3,340	$ 36	$ 36	$ 3,340	$ -	$ 3,340	$ -	0.00%
	Total Council DISTRICT 6	$ 24,058	$ 21,495	$ 29,417	$ 11,340	$ 19,413	$ 29,417	$ -	$ 29,417	$ -	0.00%
EXPENDITURES:											
Line No.	**CITY MANAGER'S OFFICE**										
1	Regular Full Time Wages	$ 557,061	$ 773,271	$ 798,050	$ 410,891	$ 689,946	$ 749,997	$ -	$ 749,997	$ (48,053)	-6.02%
2	TMRS Contribution Benefit (CM)	14,326	24,455	24,850	12,980	18,182	-	-	-	(24,850)	-100.00%
3	Vacation Leave	-	-	-	-	10,085	-	-	-	-	0.00%
4	Sick Leave - Regular	-	-	-	-	42,124	-	-	-	-	0.00%
5	Leave Buy Back Program		54,903	-	68,322	59,091	-	-	-	-	0.00%
6	GWI/Merit Increase	-	-	27,646	-	-	-	-	-	(27,646)	-100.00%
7	Longevity Pay	1,725	795	1,485	780	780	1,395	-	1,395	(90)	-6.06%
8	Car Allowance	12,706	22,544	27,600	10,961	14,906	28,800	-	28,800	1,200	4.35%
9	Housing Allowance	5,750	-	-	-	-	-	-	-	-	0.00%
10	Cell Phone Allowance	603	1,203	1,200	752	1,180	-	-	-	(1,200)	-100.00%
11	Wellness Benefit	-	-	-	-	-	-	-	-	-	0.00%
12	Health Insurance Deductible	2,000	3,000	3,000	2,000	2,000	-	-	-	(3,000)	-100.00%
13	FICA/Social Security	30,269	45,536	46,502	28,321	36,182	42,672	-	42,672	(3,830)	-8.24%
14	State Unemployment Taxes	335	243	351	342	252	351	-	351	-	0.00%
15	Retirement - TMRS	81,127	117,758	125,163	60,725	81,616	117,263	-	117,263	(7,900)	-6.31%
16	Deferred Compensation (CM)	18,200	48,653	36,527	46,061	80,570	-	-	-	(36,527)	-100.00%
17	Health Insurance	30,805	53,354	61,611	31,376	47,750	51,591	-	51,591	(10,020)	-16.26%
18	Dental Insurance	1,329	2,549	2,916	1,546	2,358	1,992	-	1,992	(924)	-31.69%
19	Life Insurance	1,191	1,009	1,080	356	520	1,080	-	1,080	-	0.00%
20	ST/LT Disability Insurance	1,263	1,464	1,050	641	938	1,050	-	1,050	-	0.00%
21	Vision Insurance	271	476	539	261	400	336	-	336	(203)	-37.66%
22	AD&D	119	166	108	22	44	108	-	108	-	0.00%
23	Personnel Vacancy Savings	-	-	(51,566)	-	-	-	-	-	51,566	-100.00%
	1. Personnel	$ 759,081	$ 1,151,379	$ 1,108,112	$ 676,338	$ 1,088,924	$ 996,635	$ -	$ 996,635	$ (111,477)	-10.06%

City of Kyle, Texas
Fund Summary Budget Status Report
GENERAL FUND (1100)

		Actual 2023-24	Actual 2024-25	Approved Budget 2025-26	Year to Date w/Encumbrance 5/31/2026	Current Year Estimate 2025-26	ICM Proposed Base Budget 2026-27	Supplemental Budget 2026-27	ICM Proposed Budget 2026-27	Proposed $ Increase (Decrease) From FY 2025-26 Approved Budget	Proposed % Increase (Decrease) From FY 2025-26 Approved Budget
24	Travel - City Business	$ 3,146	$ 1,129	$ 1,500	$ 2,341	$ 2,341	$ 1,500	$ -	$ 1,500	$ -	0.00%
25	Travel - Training & Conferences	44,045	36,814	37,500	23,610	24,805	8,000	-	8,000	(29,500)	-78.67%
26	City Council - Planning & Events		-	-	10,949	-	-	-	-	-	0.00%
27	Mileage - Reimbursement	-	-	500	-	-	-	-	-	(500)	-100.00%
28	Travel - Tolls & Parking	25	4	150	-	-	-	-	-	(150)	-100.00%
29	Community/Civic Events	-	7,000	-	5,000	5,000	-	-	-	-	0.00%
30	Memberships and Dues	19,927	19,375	22,000	10,738	10,738	12,000	-	12,000	(10,000)	-45.45%
31	Subscription and Books	929	1,055	1,500	464	513	1,000	-	1,000	(500)	-33.33%
32	Lease Payments - Motor Vehicles	(7,007)	(13,455)	-	-	-	-	-	-	-	0.00%
33	Motor Vehicle Repair/Maint	7	-	-	-	-	-	-	-	-	0.00%
34	Office Equipment Rental	-	-	-	5	-	-	-	-	-	0.00%
35	Rental - Storage	1,693	2,002	3,000	1,212	1,020	-	-	-	(3,000)	-100.00%
36	Records Storage	1,097	1,195	-	977	1,460	-	-	-	-	0.00%
37	Legal Services	188,368	-	-	539	1,078	-	-	-	-	0.00%
38	Public Notices	1,628	286	3,000	-	-	500	-	500	(2,500)	-83.33%
39	Community & Public Relations Sponsorship	3,597	-	5,000	1,500	1,500	1,500	-	1,500	(3,500)	-70.00%
40	Other Contract Services	-	23,950	150,000	60,000	60,000	800,000	-	800,000	650,000	433.33%
41	IT Software/System Fees	33,114	-	-	-	-	-	-	-	-	0.00%
42	Mental Health/Behavioral Advisory Program	-	-	154,046	99,007	154,046	154,046	-	154,046	-	0.00%
43	Services - Employee Recruitment	41,500	38,500	50,000	-	-	50,000	-	50,000	-	0.00%
44	Services - Grants Administrator	104,500	8,500	60,000	39,500	39,500	-	-	-	(60,000)	-100.00%
45	Services - Federal Lobbyist	143,309	173,000	172,000	172,000	90,000	-	-	-	(172,000)	-100.00%
46	Services - Facilitator	42,072	9,901	45,000	-	20,398	20,000	-	20,000	(25,000)	-55.56%
47	Services - Hays Co Food Bank	-	-	30,000	30,000	30,000	30,000	-	30,000	-	0.00%
48	Contingency - Operations & Maintenance	111,842	36,911	74,570	48,582	30,782	-	-	-	(74,570)	-100.00%
49	Right-to-Use Lease Assets	17,764	33,728	-	-	-	-	-	-	-	0.00%
	2. Contractual Services	$ 751,554	$ 379,896	$ 809,766	$ 506,423	$ 473,181	$ 1,078,546	$ -	$ 1,078,546	$ 268,780	33.19%
50	Uniforms (Buy)	$ 431	$ -	$ 2,250	$ 226	$ 226	$ 2,000	$ -	$ 2,000	$ (250)	-11.11%
51	General Office Supplies	13,017	12,101	12,000	6,349	8,000	12,000	-	12,000	-	0.00%
52	Postage	1,511	3,784	3,000	2,300	4,556	3,000	-	3,000	-	0.00%
53	City Sponsored Event Supplies	35,263	34,342	43,930	9,657	208	15,000	-	15,000	(28,930)	-65.85%
54	Medical Supplies	329	1,531	2,500	-	-	-	-	-	(2,500)	-100.00%
55	Food/Meals	11,221	13,031	11,250	5,907	6,079	6,000	-	6,000	(5,250)	-46.67%
56	Miscellaneous Supplies	-	9	-	-	-	-	-	-	-	0.00%
57	Office Furniture (<$5K)	673	-	3,750	-	-	-	-	-	(3,750)	-100.00%
	3. Commodities	$ 62,444	$ 64,797	$ 78,680	$ 24,438	$ 19,069	$ 38,000	$ -	$ 38,000	$ (40,680)	-51.70%
	Total City Manager's Office	$ 1,573,079	$ 1,596,073	$ 1,996,558	$ 1,207,200	$ 1,581,174	$ 2,113,181	$ -	$ 2,113,181	$ 116,623	5.84%

City of Kyle, Texas
Fund Summary Budget Status Report
GENERAL FUND (1100)

Line No.		Actual 2023-24	Actual 2024-25	Approved Budget 2025-26	Year to Date w/Encumbrance 5/31/2026	Current Year Estimate 2025-26	ICM Proposed Base Budget 2026-27	Supplemental Budget 2026-27	ICM Proposed Budget 2026-27	Proposed $ Increase (Decrease) From FY 2025-26 Approved Budget	Proposed % Increase (Decrease) From FY 2025-26 Approved Budget
EXPENDITURES:											
Line No.	**ANIMAL SERVICES**										
1	Regular Full Time Wages	$ -	$ 2,194	$ 412,152	$ 176,130	$ 269,763	$ 274,343	$ -	$ 274,343	$ (137,809)	-33.44%
2	Overtime Wages	-	47	2,839	3,215	4,520	4,300	-	4,300	1,461	51.46%
3	Leave Buy Back Program	-	-	-	4,898	4,898	-	-	-	-	0.00%
4	GWI/Merit Increase	-	-	9,205	-	-	-	-	-	(9,205)	-100.00%
5	Longevity Pay	-	-	4,960	4,185	4,185	5,235	-	5,235	275	5.54%
6	Car Allowance	-	-	3,000	-	1,000	-	-	-	(3,000)	-100.00%
7	Certification Incentive	-	-	515	-	-	-	-	-	(515)	-100.00%
8	Education Incentive	-	-	558	-	-	-	-	-	(558)	-100.00%
9	Health Insurance Deductible	-	-	5,830	5,000	5,000	-	-	-	(5,830)	-100.00%
10	FICA/Social Security	-	166	32,951	14,077	25,537	21,717	-	21,717	(11,234)	-34.09%
11	State Unemployment Taxes	-	3	683	903	529	585	-	585	(98)	-14.29%
12	Retirement - TMRS	-	324	63,706	27,602	49,372	42,667	-	42,667	(21,039)	-33.02%
13	Health Insurance	-	478	88,180	41,634	68,340	85,985	-	85,985	(2,195)	-2.49%
14	Dental Insurance	-	19	3,895	1,628	3,019	3,319	-	3,319	(576)	-14.79%
15	Life Insurance	-	6	2,604	375	909	1,961	-	1,961	(643)	-24.69%
16	ST/LT Disability Insurance	-	10	2,274	685	1,762	1,684	-	1,684	(590)	-25.95%
17	Vision Insurance	-	4	687	308	532	561	-	561	(126)	-18.34%
18	AD&D	-	1	260	29	97	196	-	196	(64)	-24.62%
19	Personnel Vacancy Savings	-	-	(23,535)	-	-	-	-	-	23,535	-100.00%
	1. Personnel	$ -	$ 3,250	$ 610,763	$ 280,669	$ 439,463	$ 442,553	$ -	$ 442,553	$ (168,210)	-27.54%
20	Travel - Training & Conferences	$ -	$ -	$ 10,910	$ 3,910	$ 3,910	$ 5,000	$ -	$ 5,000	$ (5,910)	-54.17%
21	Memberships and Dues	-	-	3,400	125	125	400	-	400	(3,000)	-88.24%
22	Subscription and Books	-	-	550	-	-	-	-	-	(550)	-100.00%
23	Lease Payments - Motor Vehicles	-	-	15,000	34,762	51,842	15,000	-	15,000	-	0.00%
24	Motor Vehicle Repair/Maint	-	-	30,000	13,779	25,000	30,000	-	30,000	-	0.00%
25	Veterinarian Services	-	-	3,500	210	700	3,500	-	3,500	-	0.00%
26	SM-Hays Co Animal Control	-	-	299,336	393,129	393,129	299,336	-	299,336	-	0.00%
27	Trap, Neuter, Vaccinate, and Return Program	-	-	22,250	10,428	10,831	22,250	-	22,250	-	0.00%
28	Services - Rabies Pre-Exp Vaccination	-	-	4,000	-	-	4,000		4,000	-	0.00%
	2. Contractual Services	$ -	$ -	$ 388,946	$ 456,343	$ 485,537	$ 379,486	$ -	$ 379,486	$ (9,460)	-2.43%
29	Uniforms (Buy)	$ -	$ -	$ 2,300	$ 1,781	$ 2,122	$ 2,300	$ -	$ 2,300	$ -	0.00%
30	General Office Supplies	-	-	3,437	83	165	3,437	-	3,437	0	0.01%
31	Medical Supplies	-	-	346	92	92	250	-	250	(96)	-27.84%
32	Office Furniture (<$5K)	-	-	5,000	-	-	5,000	-	5,000	-	0.00%
33	Animal Control Devices/Supply	-	-	16,789	8,423	11,678	16,789	-	16,789	0	0.00%
34	Fuel	-	-	7,940	3,698	7,396	7,940	-	7,940	-	0.00%
	3. Commodities	$ -	$ -	$ 35,811	$ 14,077	$ 21,453	$ 35,716	$ -	$ 35,716	$ (96)	-0.27%
	Total Animal Services	$ -	$ 3,250	$ 1,035,521	$ 751,089	$ 946,453	$ 857,755	$ -	$ 857,755	$ (177,766)	-17.17%

City of Kyle, Texas
Fund Summary Budget Status Report
GENERAL FUND (1100)

Line No.	EXPENDITURES: OFFICE OF THE CITY ATTORNEY	Actual 2023-24	Actual 2024-25	Approved Budget 2025-26	Year to Date w/Encumbrance 5/31/2026	Current Year Estimate 2025-26	ICM Proposed Base Budget 2026-27	Supplemental Budget 2026-27	ICM Proposed Budget 2026-27	Proposed $ Increase (Decrease) From FY 2025-26 Approved Budget	Proposed % Increase (Decrease) From FY 2025-26 Approved Budget
1	Regular Full Time Wages	$ 138,800	$ 239,996	$ 302,169	$ 211,328	$ 328,465	$ 361,717	$ -	$ 361,717	$ 59,549	19.71%
2	Overtime Wages	-	88	425	456	866	500	-	500	75	17.65%
3	Leave Buy Back Program	-	5,371	-	31,767	31,767	-	-	-	-	0.00%
4	GWI/Merit Increase	-	-	8,875	-	-	-	-	-	(8,875)	-100.00%
5	Longevity Pay	-	-	315	315	315	825	-	825	510	161.90%
6	Car Allowance	3,956	6,016	6,000	3,875	5,904	6,000	-	6,000	-	0.00%
7	Housing Allowance	9,000	-	-	-	-	-	-	-	-	0.00%
8	Health Insurance Deductible	917	2,000	2,500	4,000	3,250	-	-	-	(2,500)	-100.00%
9	FICA/Social Security	11,469	17,368	24,243	14,756	24,243	28,232	-	28,232	3,990	16.46%
10	State Unemployment Taxes	17	126	293	747	504	351	-	351	59	20.00%
11	Retirement - TMRS	20,199	35,789	46,869	36,250	60,000	55,467	-	55,467	8,599	18.35%
12	Health Insurance	10,791	21,584	43,600	19,694	43,600	51,591	-	51,591	7,991	18.33%
13	Dental Insurance	390	925	1,670	888	1,670	1,992	-	1,992	322	19.28%
14	Life Insurance	574	457	1,404	329	650	1,440	-	1,440	36	2.56%
15	ST/LT Disability Insurance	558	687	1,314	578	1,000	1,397	-	1,397	83	6.32%
16	Vision Insurance	89	182	294	169	294	336	-	336	42	14.29%
17	AD&D	57	81	140	25	75	144	-	144	4	2.56%
18	Personnel Vacancy Savings	-	-	(17,695)	-	-	-	-	-	17,695	-100.00%
	1. Personnel	$ 196,817	$ 330,670	$ 422,414	$ 325,176	$ 502,603	$ 509,992	$ -	$ 509,992	$ 87,578	20.73%
19	Travel - Training & Conferences	$ -	$ 2,500	$ 3,250	$ 615	$ 1,189	$ 2,650	$ -	$ 2,650	$ (600)	-18.46%
20	Memberships and Dues	-	1,262	2,500	125	2,161	1,500	-	1,500	(1,000)	-40.00%
21	Subscription and Books	-	-	1,000	-	-	-	-	-	(1,000)	-100.00%
22	Legal Services	-	212,066	218,142	78,838	233,385	218,142	-	218,142	-	0.00%
23	Attorney General Opinions	-	410	1,750	520	750	1,750	-	1,750	-	0.00%
24	Advertising	-	-	825	-	-	825	-	825	-	0.00%
25	Services - Prosecutor	-	27,677	-	-	-	-	-	-	-	0.00%
	2. Contractual Services	$ -	$ 243,914	$ 227,467	$ 80,098	$ 237,485	$ 224,867	$ -	$ 224,867	$ (2,600)	-1.14%
26	Uniforms (Buy)	$ -	$ 107	$ 450	$ 96	$ 96	$ 250	$ -	$ 250	$ (200)	-44.44%
27	General Office Supplies	-	372	1,000	-	-	500	-	500	(500)	-50.00%
28	Postage	-	160	500	241	278	500	-	500	-	0.00%
29	Food/Meals	-	-	1,500	57	57	100	-	100	(1,400)	-93.33%
30	Miscellaneous Supplies	-	-	-	213	213	-	-	-	-	0.00%
	3. Commodities	$ -	$ 640	$ 3,450	$ 607	$ 644	$ 1,350	$ -	$ 1,350	$ (2,100)	-60.87%
	City Attorney	$ 196,817	$ 575,224	$ 653,331	$ 405,881	$ 740,732	$ 736,209	$ -	$ 736,209	$ 82,878	12.69%

City of Kyle, Texas
Fund Summary Budget Status Report
GENERAL FUND (1100)

Line No.		Actual 2023-24	Actual 2024-25	Approved Budget 2025-26	Year to Date w/Encumbrance 5/31/2026	Current Year Estimate 2025-26	ICM Proposed Base Budget 2026-27	Supplemental Budget 2026-27	ICM Proposed Budget 2026-27	Proposed $ Increase (Decrease) From FY 2025-26 Approved Budget	Proposed % Increase (Decrease) From FY 2025-26 Approved Budget
EXPENDITURES:											
Line No.	**CITY SECRETARY'S OFFICE**										
1	Regular Full Time Wages	$ 276,842	$ 334,175	$ 334,410	$ 336,976	$ 334,032	$ 345,994	$ -	$ 345,994	$ 11,584	3.46%
2	Overtime Wages	2,022	949	2,975	426	844	700	-	700	(2,275)	-76.47%
3	Leave Buy Back Program	-	2,899	-	33,328	16,490	-	-	-	-	0.00%
4	GWI/Merit Increase	-	-	11,584	-	-	-	-	-	(11,584)	-100.00%
5	Longevity Pay	1,605	2,145	2,820	3,525	3,525	3,690	-	3,690	870	30.85%
6	Car Allowance	6,033	6,832	6,000	8,228	14,610	6,000	-	6,000	-	0.00%
7	Health Insurance Deductible	3,917	4,000	4,000	5,000	5,000	-	-	-	(4,000)	-100.00%
8	FICA/Social Security	21,702	24,746	27,411	24,226	40,414	27,263	-	27,263	(148)	-0.54%
9	State Unemployment Taxes	469	252	468	855	630	468	-	468	-	0.00%
10	Retirement - TMRS	37,935	49,380	52,995	56,006	96,148	53,565	-	53,565	570	1.08%
11	Health Insurance	35,651	41,276	59,076	34,236	55,656	68,788	-	68,788	9,712	16.44%
12	Dental Insurance	1,695	2,065	2,673	1,574	2,594	2,656	-	2,656	(17)	-0.64%
13	Life Insurance	1,531	888	2,100	551	924	2,148	-	2,148	48	2.29%
14	ST/LT Disability Insurance	1,504	1,276	1,885	974	1,632	1,926	-	1,926	41	2.18%
15	Vision Insurance	335	391	471	295	488	449	-	449	(22)	-4.67%
16	AD&D	156	156	210	41	82	215	-	215	5	2.38%
17	Personnel Vacancy Savings	-	-	(23,695)	-	-	-	-	-	23,695	-100.00%
	1. Personnel	$ 391,397	$ 471,430	$ 485,383	$ 506,241	$ 573,069	$ 513,862	$ -	$ 513,862	$ 28,479	5.87%
18	Travel - Training & Conferences	$ 4,817	$ 7,668	$ 9,000	$ 2,343	$ 3,056	$ 6,000	$ -	$ 6,000	$ (3,000)	-33.33%
19	Mileage - Reimbursement	19	-	500	-	-	250	-	250	(250)	-50.00%
20	Memberships and Dues	836	449	995	350	350	250	-	250	(745)	-74.87%
21	Subscription and Books	132	145	700	-	130	470	-	470	(230)	-32.86%
22	Legal Services	-	-	-	16,647	16,647	-	-	-	-	0.00%
23	County Recording Fees	1,370	146	3,000	-	-	1,500	-	1,500	(1,500)	-50.00%
24	Public Notices	827	1,691	3,250	2,921	2,921	3,250	-	3,250	-	0.00%
25	Election Services	57,343	56,643	60,000	60,000	60,000	60,000	-	60,000	-	0.00%
26	Other Contract Services	37,750	33,000	80,199	37,750	37,750	30,750	-	30,750	(49,449)	-61.66%
27	IT Software/System Fees	9,253	4,783	-	-	-	-	-	-	-	0.00%
28	Services - Code of Ordinances	15,279	16,569	29,040	31,836	31,836	23,329	-	23,329	(5,711)	-19.67%
	2. Contractual Services	$ 127,625	$ 121,093	$ 186,684	$ 151,847	$ 152,690	$ 125,799	$ -	$ 125,799	$ (60,885)	-32.61%
29	Uniforms (Buy)	$ 564	$ 167	$ 540	$ 203	$ 203	$ 203	$ -	$ 203	$ (337)	-62.41%
30	General Office Supplies	2,608	765	3,000	271	292	1,771	-	1,771	(1,229)	-40.97%
31	Postage	-	-	3,000	21	73	1,500	-	1,500	(1,500)	-50.00%
32	City Sponsored Event Supplies	-	612	2,120	604	1,708	1,708	-	1,708	(412)	-19.43%
33	City Council Events & Supplies	-	8,795	25,200	6,596	8,000	12,000	-	12,000	(13,200)	-52.38%
34	Boards & Commissions Events & Supplies	-	5,468	18,500	7,557	8,000	5,000	-	5,000	(13,500)	-72.97%
35	Food/Meals	21	543	375	-	-	-	-	-	(375)	-100.00%
36	Miscellaneous Supplies	-	29	-	-	-	-	-	-	-	0.00%
37	Office Furniture (<$5K)	-	-	1,875	-	-	-	-	-	(1,875)	-100.00%
38	Computer Hardware	3,259	-	-	-	-	-	-	-	-	0.00%
	3. Commodities	$ 6,452	$ 16,379	$ 54,610	$ 15,251	$ 18,276	$ 22,182	$ -	$ 22,182	$ (32,428)	-59.38%
	Total City Secretary's Office	$ 525,475	$ 608,903	$ 726,678	$ 673,340	$ 744,035	$ 661,843	$ -	$ 661,843	$ (64,834)	-8.92%

City of Kyle, Texas
Fund Summary Budget Status Report
GENERAL FUND (1100)

EXPENDITURES:

Line No.	Administrative Services	Actual 2023-24	Actual 2024-25	Approved Budget 2025-26	Year to Date w/Encumbrance 5/31/2026	Current Year Estimate 2025-26	ICM Proposed Base Budget 2026-27	Supplemental Budget 2026-27	ICM Proposed Budget 2026-27	Proposed $ Increase (Decrease) From FY 2025-26 Approved Budget	Proposed % Increase (Decrease) From FY 2025-26 Approved Budget
1	Regular Full Time Wages	$ 324,673	$ 371,012	$ -	$ 132,441	$ -	$ -	$ -	$ -	$ -	0.00%
2	Overtime Wages	-	57	-	68	-	-	-	-	-	0.00%
3	Leave Buy Back Program	-	-	-	13,558	-	-	-	-	-	0.00%
4	Longevity Pay	-	-	-	330	-	-	-	-	-	0.00%
5	Car Allowance	4,418	9,650	-	3,875	-	-	-	-	-	0.00%
6	Language Incentive	-	-	-	99	-	-	-	-	-	0.00%
7	Health Insurance Deductible	1,833	2,917	-	2,000	-	-	-	-	-	0.00%
8	FICA/Social Security	24,791	26,827	-	7,797	-	-	-	-	-	0.00%
9	State Unemployment Taxes	126	217	-	342	-	-	-	-	-	0.00%
10	Retirement - TMRS	43,802	54,368	-	21,781	-	-	-	-	-	0.00%
11	Health Insurance	29,369	40,324	-	13,272	-	-	-	-	-	0.00%
12	Dental Insurance	1,052	1,326	-	485	-	-	-	-	-	0.00%
13	Life Insurance	1,462	644	-	174	-	-	-	-	-	0.00%
14	ST/LT Disability Insurance	1,334	1,037	-	309	-	-	-	-	-	0.00%
15	Vision Insurance	204	241	-	88	-	-	-	-	-	0.00%
16	AD&D	142	121	-	17	-	-	-	-	-	0.00%
	1. Personnel	$ 433,206	$ 508,741	$ -	$ 196,635	$ -	$ -	$ -	$ -	$ -	0.00%
17	Travel - City Business	$ -	$ 773	$ -	$ -	$ -	$ -	$ -	$ -	$ -	0.00%
18	Travel - Training & Conferences	5,336	838	-	1,250	-	-	-	-	-	0.00%
19	Mileage - Reimbursement	299	-	-	-	-	-	-	-	-	0.00%
20	Travel - Tolls & Parking	-	-	-	6	-	-	-	-	-	0.00%
21	Memberships and Dues	-	336	-	-	-	-	-	-	-	0.00%
	2. Contractual Services	$ 5,635	$ 1,946	$ -	$ 1,256	$ -	$ -	$ -	$ -	$ -	0.00%
22	Uniforms (Buy)	$ -	$ 200	$ -	$ -	$ -	$ -	$ -	$ -	$ -	0.00%
23	General Office Supplies	1,590	621	-	72	-	-	-	-	-	0.00%
24	Food/Meals	294	563	-	58	-	-	-	-	-	0.00%
25	Office Furniture (<$5K)	-	3,606	-	-	-	-	-	-	-	0.00%
	3. Commodities	$ 1,885	$ 4,990	$ -	$ 130	$ -	$ -	$ -	$ -	$ -	0.00%
	Total Administrative Services	$ 440,726	$ 515,677	$ -	$ 198,021	$ -	$ -	$ -	$ -	$ -	0.00%

City of Kyle, Texas
Fund Summary Budget Status Report
GENERAL FUND (1100)

Line No.		Actual 2023-24	Actual 2024-25	Approved Budget 2025-26	Year to Date w/Encumbrance 5/31/2026	Current Year Estimate 2025-26	ICM Proposed Base Budget 2026-27	Supplemental Budget 2026-27	ICM Proposed Budget 2026-27	Proposed $ Increase (Decrease) From FY 2025-26 Approved Budget	Proposed % Increase (Decrease) From FY 2025-26 Approved Budget
EXPENDITURES:											
Line No.	**HUMAN RESOURCES**										
1	Regular Full Time Wages	$ 436,799	$ 376,576	$ 587,599	$ 332,628	$ 563,516	$ 546,569	$ -	$ 546,569	$ (41,030)	-6.98%
2	Regular Part Time Wages	4,674	20,681	-	-	-	-	-	-	-	0.00%
3	Temporary/Seasonal Wages	1,718	-	-	-	-	-	-	-	-	0.00%
4	Overtime Wages	2,255	1,765	500	-	-	-	-	-	(500)	-100.00%
5	Leave Buy Back Program	-	4,380	-	18,750	-	-	-	-	-	0.00%
6	GWI/Merit Increase	-	-	19,772	-	-	-	-	-	(19,772)	-100.00%
7	Longevity Pay	5,835	-	1,095	510	510	2,355	-	2,355	1,260	115.07%
8	Car Allowance	2,539	3,625	4,500	3,875	6,000	-	-	-	(4,500)	-100.00%
9	Language Incentive	381	-	-	297	198	1,287	-	1,287	1,287	0.00%
10	Health Insurance Deductible	4,417	3,667	6,167	4,000	4,000	-	-	-	-	0.00%
11	FICA/Social Security	30,517	30,625	46,931	26,518	36,556	42,422	-	42,422	(4,509)	-9.61%
12	State Unemployment Taxes	623	430	722	684	504	585	-	585	(137)	-18.92%
13	Retirement - TMRS	59,435	54,906	90,731	52,305	72,392	83,346	-	83,346	(7,385)	-8.14%
14	Health Insurance	37,148	63,235	122,817	51,197	77,910	85,985	-	85,985	(36,832)	-29.99%
15	Dental Insurance	1,384	1,953	4,120	1,628	2,472	3,324	-	3,324	(796)	-19.33%
16	Life Insurance	1,644	969	3,494	574	874	3,218	-	3,218	(276)	-7.90%
17	ST/LT Disability Insurance	1,636	1,434	3,128	988	1,498	2,359	-	2,359	(769)	-24.59%
18	Vision Insurance	219	372	726	280	424	566	-	566	(160)	-22.00%
19	AD&D	165	178	349	35	70	322	-	322	(27)	-7.74%
20	Personnel Vacancy Savings	-	-	(41,258)	-	-	-	-	-	41,258	-100.00%
	1. Personnel	$ 591,387	$ 564,797	$ 851,392	$ 494,268	$ 766,924	$ 772,338	$ -	$ 772,338	$ (79,054)	-9.29%
21	Travel - Training & Conferences	$ 6,605	$ 10,442	$ 14,750	$ 11,109	$ 9,532	$ 6,500	$ -	$ 6,500	$ (8,250)	-55.93%
22	Mileage - Reimbursement	419	-	2,000	-	-	2,000	-	2,000	-	0.00%
23	Memberships and Dues	1,123	990	3,300	1,435	1,435	2,300	-	2,300	(1,000)	-30.30%
24	Subscription and Books	766	653	200	306	1,521	200	-	200	-	0.00%
25	Records Storage	41	22	-	-	-	-	-	-	-	0.00%
26	Legal Services	7,970	-	833	336	336	833	-	833	-	0.00%
27	Medical Services/Drug Testing	22,948	23,291	36,000	8,514	8,893	11,000	-	11,000	(25,000)	-69.44%
28	Other Professional Services	-	-	8,333	988	2,517	8,333	-	8,333	-	0.00%
29	Federal Excise Tax	766	1,003	-	-	-	-	-	-	-	0.00%
30	Outside Printing	-	-	667	-	-	667	-	667	-	0.00%
31	Delivery/Courier Service	38	-	-	-	-	-	-	-	-	0.00%
32	Advertising	11,548	381	15,300	520	14,520	15,300	-	15,300	-	0.00%
33	Public Notices	96	-	-	-	-	-	-	-	-	0.00%
34	Miscellaneous Services	-	-	1,667	-	-	1,667	-	1,667	-	0.00%
35	New Hire Screening	3,501	18,192	7,000	8,670	20,635	7,000	-	7,000	-	0.00%
36	Consulting Services - Human Resources	85,000	68,699	-	-	650	-	-	-	-	0.00%
37	Training Services	4,465	21,713	80,000	40,134	40,634	50,000	-	50,000	(30,000)	-37.50%
38	Testing/Certification	27,181	54,063	136,000	3,335	4,650	76,000	-	76,000	(60,000)	-44.12%
39	Other Contract Services	-	1,516	22,431	10,813	10,813	22,431	-	22,431	-	0.00%
40	IT Software/System Fees	57,144	23,993	-	-	-	-	-	-	-	0.00%
41	Services - Employee Benefit Program	43,928	89,143	59,471	25,000	59,471	59,471	-	59,471	-	0.00%
42	Services - Health Ins Flex Fee	17,704	-	4,500	-	-	4,500	-	4,500	-	0.00%
43	Services - Employee Recruitment	2,853	-	-	-	-	-	-	-	-	0.00%
44	Services - Internship	-	-	18,000	-	222	-	-	-	(18,000)	-100.00%
	2. Contractual Services	$ 294,097	$ 314,100	$ 410,451	$ 111,161	$ 175,829	$ 268,201	$ -	$ 268,201	$ (142,250)	-34.66%

City of Kyle, Texas
Fund Summary Budget Status Report
GENERAL FUND (1100)

		Actual 2023-24	Actual 2024-25	Approved Budget 2025-26	Year to Date w/Encumbrance 5/31/2026	Current Year Estimate 2025-26	ICM Proposed Base Budget 2026-27	Supplemental Budget 2026-27	ICM Proposed Budget 2026-27	Proposed $ Increase (Decrease) From FY 2025-26 Approved Budget	Proposed % Increase (Decrease) From FY 2025-26 Approved Budget
45	Uniforms (Buy)	$ -	$ 358	$ 887	$ 47	$ 47	$ 887	$ -	$ 887	$ -	0.00%
46	General Office Supplies	1,580	1,314	1,058	865	984	1,058	-	1,058	-	0.00%
47	Postage	46	147	-	243	881	-	-	-	-	0.00%
48	Awards, Plaques & Recognition Supplies	-	-	-	545	545	-	-	-	-	0.00%
49	City Sponsored Event Supplies	36,853	38,465	65,250	19,177	23,288	35,250	-	35,250	(30,000)	-45.98%
50	Miscellaneous Occasions Supplies	-	59	-	316	316	-	-	-	-	0.00%
51	Food/Meals	18	3,346	6,400	764	124	6,400	-	6,400	-	0.00%
52	Miscellaneous Supplies	-	432	167	51	51	167	-	167	-	0.00%
53	Office Furniture (<$5K)	246	138	750	-	-	750	-	750	-	0.00%
54	Computer Hardware	-	362	-	1,113	1,113	-	-	-	-	0.00%
55	Computer Sofware	-	-	833	-	-	833	-	833	-	0.00%
56	Other Office Equipment	-	100	83	-	-	83	-	83	-	0.00%
	3. Commodities	$ 38,743	$ 44,720	$ 75,428	$ 23,121	$ 27,349	$ 45,428	$ -	$ 45,428	$ (30,000)	-39.77%
	Total Human Resources	$ 924,227	$ 923,618	$ 1,337,271	$ 628,550	$ 970,102	$ 1,085,967	$ -	$ 1,085,967	$ (251,304)	-18.79%

City of Kyle, Texas
Fund Summary Budget Status Report
GENERAL FUND (1100)

Line No.		Actual 2023-24	Actual 2024-25	Approved Budget 2025-26	Year to Date w/Encumbrance 5/31/2026	Current Year Estimate 2025-26	ICM Proposed Base Budget 2026-27	Supplemental Budget 2026-27	ICM Proposed Budget 2026-27	Proposed $ Increase (Decrease) From FY 2025-26 Approved Budget	Proposed % Increase (Decrease) From FY 2025-26 Approved Budget
EXPENDITURES:											
Line No.	**PAYROLL**										
1	Regular Full Time Wages	$ 454	$ 25,759	$ -	$ 40,927	$ -	$ -	$ -	$ -	$ -	0.00%
2	Leave Buy Back Program	-	-	-	6,800	-	-	-	-	-	0.00%
3	Longevity Pay	-	615	-	795	-	-	-	-	-	0.00%
4	Health Insurance Deductible	-	1,000	-	1,000	-	-	-	-	-	0.00%
5	FICA/Social Security	35	2,011	-	3,692	-	-	-	-	-	0.00%
6	State Unemployment Taxes	-	44	-	171	-	-	-	-	-	0.00%
7	Retirement - TMRS	60	3,591	-	7,081	-	-	-	-	-	0.00%
8	Health Insurance	54	2,694	-	3,966	-	-	-	-	-	0.00%
9	Dental Insurance	2	113	-	180	-	-	-	-	-	0.00%
10	Life Insurance	3	135	-	94	-	-	-	-	-	0.00%
11	ST/LT Disability Insurance	3	130	-	152	-	-	-	-	-	0.00%
12	Vision Insurance	1	28	-	40	-	-	-	-	-	0.00%
13	AD&D	0	16	-	9	-	-	-	-	-	0.00%
	1. Personnel	$ 612	$ 36,136	$ -	$ 64,907	$ -	$ -	$ -	$ -	$ -	0.00%
14	Travel - Training & Conferences	$ -	$ 2,976	$ -	$ -	$ -	$ -	$ -	$ -	$ -	0.00%
	2. Contractual Services	$ -	$ 2,976	$ -	$ -	$ -	$ -	$ -	$ -	$ -	0.00%
15	Uniforms (Buy)	$ -	$ 100	$ -	$ -	$ -	$ -	$ -	$ -	$ -	0.00%
16	General Office Supplies	-	1,783	-	-	-	-	-	-	-	0.00%
	3. Commodities	$ -	$ 1,883	$ -	$ -	$ -	$ -	$ -	$ -	$ -	0.00%
	Total Payroll	$ 612	$ 40,995	$ -	$ 64,907	$ -	$ -	$ -	$ -	$ -	0.00%
EXPENDITURES:											
Line No.	**INFORMATION TECHNOLOGY**										
1	Regular Full Time Wages	$ 560,686	$ 939,953	$ 1,224,028	$ 872,369	$ 1,337,556	$ 1,368,437	$ -	$ 1,368,437	$ 144,409	11.80%
2	Overtime Wages	3,702	5,195	1,700	4,956	6,721	6,700	-	6,700	5,000	294.12%
3	Leave Buy Back Program	-	25,971	-	51,211	51,211	-	-	-	-	0.00%
4	GWI/Merit Increase	-	-	42,404	-	-	-	-	-	(42,404)	-100.00%
5	Longevity Pay	2,475	6,825	8,085	8,085	8,085	11,250	-	11,250	3,165	39.15%
6	Car Allowance	6,033	9,860	10,500	6,781	10,330	10,500	-	10,500	-	0.00%
7	Health Insurance Deductible	6,000	10,750	14,000	13,000	13,000	-	-	-	(14,000)	-100.00%
8	FICA/Social Security	43,378	73,297	98,457	68,127	104,468	106,862	-	106,862	8,405	8.54%
9	State Unemployment Taxes	702	849	1,638	2,427	1,830	1,638	-	1,638	-	0.00%
10	Retirement - TMRS	76,069	140,467	190,350	138,308	214,364	209,952	-	209,952	19,602	10.30%
11	Health Insurance	63,922	102,056	208,453	98,874	155,966	240,757	-	240,757	32,304	15.50%
12	Dental Insurance	2,483	4,696	9,355	4,167	6,630	9,295	-	9,295	(60)	-0.64%
13	Life Insurance	3,092	2,596	7,596	1,781	2,842	8,470	-	8,470	874	11.51%
14	ST/LT Disability Insurance	3,018	3,633	6,771	2,971	4,696	7,554	-	7,554	783	11.56%
15	Vision Insurance	555	842	1,648	732	1,166	1,570	-	1,570	(78)	-4.73%
16	AD&D	310	461	760	124	248	847	-	847	87	11.45%
17	Personnel Vacancy Savings	-	-	(86,064)	-	-	-	-	-	86,064	-100.00%
	1. Personnel	$ 772,426	$ 1,327,451	$ 1,739,681	$ 1,273,913	$ 1,919,113	$ 1,983,832	$ -	$ 1,983,832	$ 244,151	14.03%

City of Kyle, Texas
Fund Summary Budget Status Report
GENERAL FUND (1100)

		Actual 2023-24	Actual 2024-25	Approved Budget 2025-26	Year to Date w/Encumbrance 5/31/2026	Current Year Estimate 2025-26	ICM Proposed Base Budget 2026-27	Supplemental Budget 2026-27	ICM Proposed Budget 2026-27	Proposed $ Increase (Decrease) From FY 2025-26 Approved Budget	Proposed % Increase (Decrease) From FY 2025-26 Approved Budget
18	Travel - Training & Conferences	$ 2,520	$ 5,474	$ 15,375	$ 1,886	$ 3,108	$ 1,886	$ -	$ 1,886	$ (13,489)	-87.73%
19	Memberships and Dues	275	175	275	-	-	-	-	-	(275)	-100.00%
20	Subscription and Books	-	773	125	-	-	-	-	-	(125)	-100.00%
21	Cell Phones/Wireless Data Services	159,145	333,501	145,204	196,171	324,915	145,204	-	145,204	-	0.00%
22	Internet Service	-	-	-	3,123	3,812	-	-	-	-	0.00%
23	Wireless Data Services	(76)	-	-	-	-	-	-	-	-	0.00%
24	Lease Payments - Motor Vehicles	(1,959)	(13,454)	6,500	332	358	1,000	-	1,000	(5,500)	-84.62%
25	Motor Vehicle Repair/Maint	81	65	2,500	1,125	1,125	1,250	-	1,250	(1,250)	-50.00%
26	Other Equip Maint/Repair	36	3,970	2,500	-	-	-	-	-	(2,500)	-100.00%
27	Office Equipment Maint/Repair	126	2,096	1,800	-	-	-	-	-	(1,800)	-100.00%
28	Computer Equip Maint/Repair	2,621	2,004	7,000	1,332	1,332	1,332	-	1,332	(5,668)	-80.97%
29	Communication Equip Repair	-	1,616	4,700	-	-	-	-	-	(4,700)	-100.00%
30	Office Equipment Rental	1,153	-	-	-	-	-	-	-	-	0.00%
31	Other Contract Services	-	615	-	-	-	-	-	-	-	0.00%
32	IT Software/System Fees	367,581	2,471,723	2,818,693	2,430,771	3,206,055	2,642,547	-	2,642,547	(176,145)	-6.25%
33	IT Consulting Services	4,380	6,619	49,300	55,400	45,714	49,300	-	49,300	-	0.00%
	2. Contractual Services	$ 535,883	$ 2,815,177	$ 3,053,972	$ 2,690,140	$ 3,586,419	$ 2,842,519	$ -	$ 2,842,519	$ (211,452)	-6.92%
34	Uniforms (Buy)	$ 1,205	$ 1,708	$ 900	$ -	-	$ -	$ -	$ -	$ (900)	-100.00%
35	General Office Supplies	410	611	800	1,023	-	800	-	800	-	0.00%
36	Food/Meals	52	-	-	-	-	-	-	-	-	0.00%
37	Office Furniture (<$5K)	652	3,254	1,500	-	-	-	-	-	(1,500)	-100.00%
38	Computer Hardware	105,669	453,570	644,372	305,620	304,331	276,188	-	276,188	(368,184)	-57.14%
39	Computer Software	755	200,508	291,788	138,178	134,613	128,778	-	128,778	(163,010)	-55.87%
40	Other Office Equipment	-	9,584	15,000	-	-	-	-	-	(15,000)	-100.00%
41	Fuel	432	380	600	217	328	400	-	400	(200)	-33.33%
	3. Commodities	$ 109,175	$ 669,615	$ 954,960	$ 445,039	$ 439,272	$ 406,166	$ -	$ 406,166	$ (548,794)	-57.47%
42	Office Furniture (>$5K)	$ -	$ 212	$ -	$ -	$ -	$ -	$ -	$ -	$ -	0.00%
	6. Non-CIP Capital Outlay	$ -	$ 212	$ -	$ -	$ -	$ -	$ -	$ -	$ -	0.00%
43	Right-to-Use Lease Assets	$ 18,608	$ 35,330	$ -	$ -	$ -	$ -	$ -	$ -	$ -	0.00%
	7 Principal on Right-to-Use Leases	$ 18,608	$ 35,330	$ -	$ -	$ -	$ -	$ -	$ -	$ -	0.00%
	Total Information Technology	$ 1,436,091	$ 4,847,785	$ 5,748,613	$ 4,409,092	$ 5,944,804	$ 5,232,518	$ -	$ 5,232,518	$ (516,095)	-8.98%

City of Kyle, Texas
Fund Summary Budget Status Report
GENERAL FUND (1100)

		Actual 2023-24	Actual 2024-25	Approved Budget 2025-26	Year to Date w/Encumbrance 5/31/2026	Current Year Estimate 2025-26	ICM Proposed Base Budget 2026-27	Supplemental Budget 2026-27	ICM Proposed Budget 2026-27	Proposed $ Increase (Decrease) From FY 2025-26 Approved Budget	Proposed % Increase (Decrease) From FY 2025-26 Approved Budget
EXPENDITURES:											
Line No.	**Chief of Staff**										
1	Computer Hardware	-	1,704	-	-	-	-	-	-	-	0.00%
	3. Commodities	$ -	$ 1,704	$ -	$ -	$ -	$ -	$ -	$ -	$ -	0.00%
	Total Chief of Staff	$ -	$ 1,704	$ -	$ -	$ -	$ -	$ -	$ -	$ -	0.00%
EXPENDITURES:											
Line No.	**COMMUNICATIONS**										
1	Regular Full Time Wages	$ 423,395	$ 584,350	$ 724,151	$ 495,450	$ 654,934	$ 493,688	$ -	$ 493,688	$ (230,463)	-31.83%
2	Overtime Wages	10,112	10,342	850	3,624	6,150	4,800	-	4,800	3,950	464.71%
3	Leave Buy Back Program	-	17,099	-	19,843	19,843	-	-	-	-	0.00%
4	GWI/Merit Increase	-	-	25,086	-	-	-	-	-	(25,086)	-100.00%
5	Longevity Pay	1,920	2,640	3,690	3,690	3,690	4,095	-	4,095	405	10.98%
6	Language Incentive	-	-	10,500	-	-	-	-	-	(10,500)	-100.00%
7	Car Allowance	6,033	7,494	-	6,088	9,292	4,500	-	4,500	4,500	0.00%
8	Health Insurance Deductible	5,000	6,750	7,000	7,000	7,000	-	-	-	(7,000)	-100.00%
9	FICA/Social Security	33,475	46,521	58,479	39,600	64,778	38,792	-	38,792	(19,687)	-33.67%
10	State Unemployment Taxes	585	441	819	1,197	882	702	-	702	(117)	-14.29%
11	Retirement - TMRS	58,633	88,387	113,059	77,511	126,512	76,215	-	76,215	(36,844)	-32.59%
12	Health Insurance	58,128	88,447	114,660	62,386	100,168	103,182	-	103,182	(11,478)	-10.01%
13	Dental Insurance	2,280	3,284	4,677	2,083	3,412	3,983	-	3,983	(694)	-14.84%
14	Life Insurance	2,501	1,665	4,207	844	1,384	3,382	-	3,382	(825)	-19.61%
15	ST/LT Disability Insurance	2,394	2,352	3,780	1,449	2,374	2,987	-	2,987	(793)	-20.98%
16	Vision Insurance	451	612	824	364	602	673	-	673	(151)	-18.33%
17	AD&D	251	292	421	63	126	338	-	338	(83)	-19.71%
18	Personnel Vacancy Savings	-	-	(50,517)	-	-	-	-	-	50,517	-100.00%
	1. Personnel	$ 605,157	$ 860,676	$ 1,021,686	$ 721,193	$ 1,001,147	$ 737,337	$ -	$ 737,337	$ (284,349)	-27.83%
19	Travel - City Business	$ -	$ 942	$ -	$ -	$ -					
20	Travel - Training & Conferences	7,456	7,960.23	9,000	3,641	3,641	$ 3,641	$ -	$ 3,641	$ (5,359)	-59.54%
21	Mileage - Reimbursement	130	308	1,779	266	266	1,779	-	1,779	-	0.00%
22	Memberships and Dues	35	620	1,090	-	-	1,090	-	1,090	-	0.00%
23	Subscription and Books	-	921	-	-	-	-	-	-	-	0.00%
24	Other Professional Services	-	-	-	168	168	-	-	-	-	0.00%
25	Legal Services	18	-	-	-	-	-	-	-	-	0.00%
26	Outside Printing	3,551	5,836	27,110	4,407	4,407	7,110	-	7,110	(20,000)	-73.77%
27	Delivery/Courier Service	28	-	500	-	-	500	-	500	-	0.00%
28	Advertising	18,882	21,972	22,835	4,752	4,880	7,835	-	7,835	(15,000)	-65.69%
29	Public Notices	-	-	1,500	-	-	1,500	-	1,500	-	0.00%
30	IT Software/System Fees	23,874	6,816	-	4,004	4,004	32,000	-	32,000	32,000	0.00%
31	Services - Translator	-	143	3,800	-	-	3,800	-	3,800	-	0.00%
32	Services - Consulting/Marketing	18,000	7,500	18,000	-	-	-	-	-	(18,000)	-100.00%
33	Services - Video Production/Graphic Design	58,296	65,129	90,000	60,990	61,118	30,000	-	30,000	(60,000)	-66.67%
	2. Contractual Services	$ 130,271	$ 118,147	$ 175,614	$ 78,229	$ 78,484	$ 89,255	$ -	$ 89,255	$ (86,359)	-49.18%
34	Uniforms (Buy)	$ 18	$ 320	$ 675	$ -	$ -	$ 675	$ -	$ 675	$ -	0.00%
35	General Office Supplies	1,473	3,869	5,380	565	717	1,000	-	1,000	(4,380)	-81.41%
36	Awards, Plaques & Recognition Supplies	25	-	950	-	950	950	-	950	-	0.00%
37	City Sponsored Event Supplies	11,929	56,655	40,000	60	60	60	-	60	(39,940)	-99.85%
38	Citizen Academy Supplies	-	2,312	3,500	345	2,681	1,000	-	1,000	(2,500)	-71.43%
39	Miscellaneous Occasions Supplies	916	1,145	875	270	270	300	-	300	(575)	-65.71%
40	Food/Meals	292	108	500	492	830	500	-	500	-	0.00%
41	Miscellaneous Supplies	-	275	200	1,708	1,708	200	-	200	-	0.00%
42	Photographic Equipment	5,831	38,757	50,190	47,444	11,234	50,190	-	50,190	-	0.00%
43	Computer Hardware	-	3,216	-	-	-	-	-	-	-	0.00%
	3. Commodities	$ 20,483	$ 106,658	$ 102,270	$ 50,883	$ 18,450	$ 54,875	$ -	$ 54,875	$ (47,395)	-46.34%
	Total Communications	$ 755,912	$ 1,085,482	$ 1,299,569	$ 850,304	$ 1,098,081	$ 881,467	$ -	$ 881,467	$ (418,103)	-32.17%

City of Kyle, Texas
Fund Summary Budget Status Report
GENERAL FUND (1100)

Line No.		Actual 2023-24	Actual 2024-25	Approved Budget 2025-26	Year to Date w/Encumbrance 5/31/2026	Current Year Estimate 2025-26	ICM Proposed Base Budget 2026-27	Supplemental Budget 2026-27	ICM Proposed Budget 2026-27	Proposed $ Increase (Decrease) From FY 2025-26 Approved Budget	Proposed % Increase (Decrease) From FY 2025-26 Approved Budget
EXPENDITURES:											
Line No.	**BUILDING INSPECTION DIVISION**										
1	Regular Full Time Wages	$ 602,555	$ 887,217	$ 998,200	$ 580,867	$ 862,909	$ 795,433	$ -	$ 795,433	$ (202,767)	-20.31%
2	Overtime Wages	10,100	6,412	4,250	1,414	1,318	4,250	-	4,250	-	0.00%
3	Leave Buy Back Program	-	12,260	-	15,826	22,605	-	-	-	-	0.00%
4	GWI/Merit Increase	-	-	34,579	-	-	-	-	-	(34,579)	-100.00%
5	Longevity Pay	8,355	9,105	11,505	11,295	11,295	12,075	-	12,075	570	4.95%
6	Car Allowance	2,209	6,852	10,500	4,843	7,380	4,500	-	4,500	(6,000)	-57.14%
7	Language Incentive	2,399	1,805	1,800	969	1,578	1,170	-	1,170	(630)	-35.00%
8	Health Insurance Deductible	9,881	10,786	11,000	9,500	9,500	-	-	-	(11,000)	-100.00%
9	FICA/Social Security	47,247	68,918	83,124	45,336	68,798	62,353	-	62,353	(20,771)	-24.99%
10	State Unemployment Taxes	1,428	826	1,288	1,625	1,198	1,170	-	1,170	(118)	-9.13%
11	Retirement - TMRS	83,099	130,895	160,706	90,265	137,906	122,506	-	122,506	(38,200)	-23.77%
12	Health Insurance	77,459	115,688	147,152	69,139	110,336	171,969	-	171,969	24,818	16.87%
13	Dental Insurance	3,251	4,847	7,350	2,858	4,596	6,639	-	6,639	(711)	-9.67%
14	Life Insurance	3,715	2,767	6,149	1,172	1,892	5,371	-	5,371	(778)	-12.65%
15	ST/LT Disability Insurance	3,594	3,710	5,445	2,014	3,236	4,698	-	4,698	(747)	-13.72%
16	Vision Insurance	677	911	1,295	577	924	1,122	-	1,122	(173)	-13.36%
17	AD&D	373	463	615	87	174	537	-	537	(78)	-12.68%
18	Personnel Vacancy Savings	-	-	(69,459)	-	-	-	-	-	69,459	-100.00%
	1. Personnel	$ 856,342	$ 1,263,460	$ 1,415,497	$ 837,785	$ 1,245,645	$ 1,193,793	$ -	$ 1,193,793	$ (221,704)	-15.66%
19	Travel - Training & Conferences	$ 9,811	$ 9,314	$ 16,200	$ 8,370	$ 8,617	$ 5,000	$ -	$ 5,000	$ (11,200)	-69.14%
20	Mileage - Reimbursement	(17)	871	1,000	47	47	250	-	250	(750)	-75.00%
21	Memberships and Dues	955	1,066	1,250	-	170	650	-	650	(600)	-48.00%
22	Subscription and Books	6,393	1,975	2,500	1,140	1,140	2,000	-	2,000	(500)	-20.00%
23	Cell Phones/Pagers	3,195	492	2,500	-	-	500	-	500	(2,000)	-80.00%
24	Lease Payments - Motor Vehicles	17,282	19,073	50,000	26,318	30,000	30,000	-	30,000	(20,000)	-40.00%
25	Motor Vehicle Repair/Maint	16,785	11,303	10,000	1,158	1,186	2,500	-	2,500	(7,500)	-75.00%
26	Office Equipment Rental	5,343	6,053	6,500	3,603	5,200	6,500	-	6,500	-	0.00%
27	Rental - Storage	-	5	5,150	30	4,000	5,000	-	5,000	(150)	-2.91%
28	Records Storage	4,107	4,397	-	2,760	-	-	-	-	-	0.00%
29	Legal Services	4,232	-	-	-	-	-	-	-	-	0.00%
30	Credit Card Fees	963,091	808,658	585,000	208,109	350,000	585,000	-	585,000	-	0.00%
31	Outside Printing	960	764	1,100	-	-	750	-	750	(350)	-31.82%
32	Testing/Certification	9,599	15,909	8,500	3,055	3,420	3,130	-	3,130	(5,370)	-63.18%
33	IT Software/System Fees	26,866	20	-	-	-	-	-	-	-	0.00%
34	Services - Inspections (Contract)	1,434,921	32,248	75,000	68	68	2,500	-	2,500	(72,500)	-96.67%
35	Services - Plan Reviews	560,286	420,311	225,000	269,047	300,000	225,000	-	225,000	-	0.00%
36	Services - Employee Recruitment	13,750	-	-	-	-	-	-	-	-	0.00%
37	Permit Fee Waiver for Small Businesses	-	200	100,000	-	-	8,500	-	8,500	(91,500)	-91.50%
38	Services - Inspections (ESD#5)	130,418	212,172	275,000	62,428	90,000	90,000	-	90,000	(185,000)	-67.27%
	2. Contractual Services	$ 3,207,975	$ 1,544,829	$ 1,364,700	$ 586,134	$ 793,848	$ 967,280	$ -	$ 967,280	$ (397,420)	-29.12%
39	Uniforms (Buy)	$ 2,835	$ 3,362	$ 5,018	$ 439	$ 439	$ 2,018	$ -	$ 2,018	$ (3,000)	-59.79%
40	General Office Supplies	3,631	2,059	2,900	1,495	1,700	1,900	-	1,900	(1,000)	-34.48%
41	Postage	17	5	100	3	3	100	-	100	-	0.00%
42	Minor Tools/Instruments	1,461	1,280	2,000	386	386	1,250	-	1,250	(750)	-37.50%
43	Food/Meals	559	996	875	409	409	425	-	425	(450)	-51.43%
44	Miscellaneous Supplies	-	28	-	292	394	-	-	-	-	0.00%
45	Office Furniture (<$5K)	2,076	-	750	492	492	500	-	500	(250)	-33.33%
46	Computer Hardware	5,022	470	-	-	-	-	-	-	-	0.00%
47	Fuel	6,699	13,791	15,000	5,140	12,000	15,000	-	15,000	-	0.00%
	3. Commodities	$ 22,302	$ 21,991	$ 26,643	$ 8,655	$ 15,823	$ 21,193	$ -	$ 21,193	$ (5,450)	-20.46%
48	Right-to-Use Lease Assets	$ 36,486	$ 69,277	$ -	$ -	$ -	$ -	$ -	$ -	$ -	0.00%
	7 Other	$ 36,486	$ 69,277	$ -	$ -	$ -	$ -	$ -	$ -	$ -	0.00%
	Total Building Inspection Division	$ 4,123,105	$ 2,899,557	$ 2,806,840	$ 1,432,574	$ 2,055,316	$ 2,182,266	$ -	$ 2,182,266	$ (624,574)	-22.25%

City of Kyle, Texas
Fund Summary Budget Status Report
GENERAL FUND (1100)

Line No.		Actual 2023-24	Actual 2024-25	Approved Budget 2025-26	Year to Date w/Encumbrance 5/31/2026	Current Year Estimate 2025-26	ICM Proposed Base Budget 2026-27	Supplemental Budget 2026-27	ICM Proposed Budget 2026-27	Proposed $ Increase (Decrease) From FY 2025-26 Approved Budget	Proposed % Increase (Decrease) From FY 2025-26 Approved Budget
EXPENDITURES:											
Line No.	**PLANNING**										
1	Regular Full Time Wages	$ 662,024	$ 435,023	$ 618,486	$ 342,147	$ 575,794	$ 434,921	$ -	$ 434,921	$ (183,565)	-29.68%
2	Overtime Wages	12,568	11,178	6,800	5,486	8,158	6,800	-	6,800	-	0.00%
3	Leave Buy Back Program	-	28,834	-	27,851	34,630	-	-	-	-	0.00%
4	GWI/Merit Increase	-	-	21,425	-	-	-	-	-	(21,425)	-100.00%
5	Longevity Pay	7,665	5,160	4,365	4,365	4,365	4,740	-	4,740	375	8.59%
6	Car Allowance	8,242	6,357	10,500	4,843	7,378	7,500	-	7,500	(3,000)	-28.57%
7	Health Insurance Deductible	6,500	3,500	5,000	3,500	3,500	-	-	-	(5,000)	-100.00%
8	FICA/Social Security	52,257	35,801	49,823	27,846	39,956	34,537	-	34,537	(15,286)	-30.68%
9	State Unemployment Taxes	760	220	586	769	566	468	-	468	(118)	-20.07%
10	Retirement - TMRS	91,703	68,789	96,324	56,501	82,346	67,855	-	67,855	(28,469)	-29.56%
11	Health Insurance	68,085	44,634	77,396	30,183	45,836	68,788	-	68,788	(8,608)	-11.12%
12	Dental Insurance	2,691	1,667	3,341	1,149	1,758	2,656	-	2,656	(685)	-20.50%
13	Life Insurance	3,633	1,197	3,300	615	930	2,710	-	2,710	(590)	-17.88%
14	ST/LT Disability Insurance	3,559	1,589	2,999	1,046	1,578	2,412	-	2,412	(587)	-19.57%
15	Vision Insurance	583	356	589	224	348	449	-	449	(140)	-23.77%
16	AD&D	364	195	330	35	70	271	-	271	(59)	-17.88%
17	Personnel Vacancy Savings	-	-	(42,101)	-	-	-	-	-	42,101	-100.00%
	1. Personnel	$ 920,633	$ 644,501	$ 859,161	$ 506,561	$ 807,213	$ 634,107	$ -	$ 634,107	$ (225,054)	-26.19%
18	Travel - City Business	$ 55	$ 1,568	$ -	$ 949	$ -	$ -	$ -	$ -	$ -	0.00%
19	Travel - P & Z Commission	13,353	14,575	14,000	1,004	1,004	1,004	-	1,004	(12,996)	-92.83%
20	Travel - Training & Conferences	23,009	19,469	15,000	8,661	8,015	5,000	-	5,000	(10,000)	-66.67%
21	Mileage - Reimbursement	574	218	2,000	-	-	-	-	-	(2,000)	-100.00%
22	Memberships and Dues	1,725	2,410	1,875	1,500	3,123	1,500	-	1,500	(375)	-20.00%
23	Subscription and Books	-	-	400	-	-	-	-	-	(400)	-100.00%
24	Rental - Storage	-	-	200	-	-	-	-	-	(200)	-100.00%
25	Records Storage	253	455	-	341	341	-	-	-	-	0.00%
26	Legal Services	38,953	-	-	-	-	-	-	-	-	0.00%
27	Other Professional Services	-	1,259	-	5,673	5,673	-	-	-	-	0.00%
28	County Recording Fees	1,905	1,080	800	382	382	800	-	800	-	0.00%
29	Outside Printing	149	512	15,000	-	-	-	-	-	(15,000)	-100.00%
30	Public Notices	9,855	3,148	8,000	2,532	2,532	4,000	-	4,000	(4,000)	-50.00%
31	Consulting Services - Planning	9,000	106,419	-	393,484	136,984	-	-	-	-	0.00%
32	CDBG Program	6,033	40,372	373,390	115,291	115,291	373,390	-	373,390	-	0.00%
33	Other Contract Services	24,416	36,501	124,000	85,681	85,861	85,687	-	85,687	(38,313)	-30.90%
34	IT Software/System Fees	55,490	-	-	-	-	-	-	-	-	0.00%
35	Services - Inspections/Reviews	8,350	10,700	10,000	4,250	4,750	4,250	-	4,250	(5,750)	-57.50%
36	Services - Employee Recruitment	13,750	-	-	50	50	-	-	-	-	0.00%
	2. Contractual Services	$ 206,871	$ 238,687	$ 564,665	$ 619,797	$ 364,006	$ 475,631	$ -	$ 475,631	$ (89,034)	-15.77%
37	Uniforms (Buy)	$ 329	$ 587	$ 788	$ -	$ -	$ -	$ -	$ -	$ (788)	-100.00%
38	General Office Supplies	1,579	1,454	900	891	908	900	-	900	-	0.00%
39	Postage	406	898	3,000	1,220	1,220	2,000	-	2,000	(1,000)	-33.33%
40	Signs, Graphics & Banners	5,033	767	5,500	1,116	1,116	1,200	-	1,200	(4,300)	-78.18%
41	City Sponsored Event Supplies	175	368	320	50	50	50	-	50	(270)	-84.38%
42	Food/Meals	1,390	931	1,625	101	423	100	-	100	(1,525)	-93.85%
43	Miscellaneous Supplies	-	-	-	83	83	-	-	-	-	0.00%
44	Office Furniture (<$5K)	409	363	3,000	836	836	836	-	836	(2,164)	-72.13%
45	Computer Hardware	481	3,558	-	-	-	-	-	-	-	0.00%
	3. Commodities	$ 9,802	$ 8,926	$ 15,133	$ 4,297	$ 4,636	$ 5,086	$ -	$ 5,086	$ (10,047)	-66.39%
46	Other Equpment	5,995	-	-	-	-	-	-	-	-	0.00%
	6. Non-CIP Capital Outlay	$ 5,995	$ -	$ -	$ -	$ -	$ -	$ -	$ -	$ -	0.00%
	Total Planning	$ 1,143,301	$ 892,114	$ 1,438,959	$ 1,130,655	$ 1,175,855	$ 1,114,824	$ -	$ 1,114,824	$ (324,135)	-22.53%

City of Kyle, Texas
Fund Summary Budget Status Report
GENERAL FUND (1100)

Line No.		Actual 2023-24	Actual 2024-25	Approved Budget 2025-26	Year to Date w/Encumbrance 5/31/2026	Current Year Estimate 2025-26	ICM Proposed Base Budget 2026-27	Supplemental Budget 2026-27	ICM Proposed Budget 2026-27	Proposed $ Increase (Decrease) From FY 2025-26 Approved Budget	Proposed % Increase (Decrease) From FY 2025-26 Approved Budget
EXPENDITURES:											
	CODE ENFORCEMENT										
1	Regular Full Time Wages	$ 163,170	$ 256,862	$ 259,576	$ 179,722	$ 240,052	$ 212,183	$ -	$ 212,183	$ (47,393)	-18.26%
2	Overtime Wages	5,309	1,193	1,700	507	507	700	-	700	(1,000)	-58.82%
3	GWI/Merit Increase	-	-	8,992	-	-	-	-	-	(8,992)	-100.00%
4	Longevity Pay	570	480	1,125	1,050	1,050	1,110	-	1,110	(15)	-1.33%
5	Language Incentive	732	902	900	62	124	-	-	-	(900)	-100.00%
6	Health Insurance Deductible	3,000	4,000	4,000	4,000	4,000	-	-	-	(4,000)	-100.00%
7	FICA/Social Security	12,618	19,239	20,853	13,666	20,298	16,370	-	16,370	(4,483)	-21.50%
8	State Unemployment Taxes	360	252	468	684	504	351	-	351	(117)	-25.00%
9	Retirement - TMRS	22,546	36,817	40,317	26,607	39,496	32,163	-	32,163	(8,154)	-20.22%
10	Health Insurance	32,331	51,989	48,898	29,873	46,770	51,591	-	51,591	2,693	5.51%
11	Dental Insurance	1,132	1,502	2,673	869	1,352	1,992	-	1,992	(681)	-25.48%
12	Life Insurance	1,140	847	1,855	396	616	1,517	-	1,517	(338)	-18.22%
13	ST/LT Disability Insurance	1,075	1,103	1,593	673	1,038	1,303	-	1,303	(290)	-18.20%
14	Vision Insurance	289	399	471	229	360	336	-	336	(135)	-28.66%
15	AD&D	112	142	186	21	42	152	-	152	(34)	-18.28%
16	Personnel Vacancy Savings	-	-	(16,171)	-	-	-	-	-	16,171	-100.00%
	1. Personnel	$ 244,384	$ 375,729	$ 377,436	$ 258,360	$ 356,209	$ 319,768	$ -	$ 319,768	$ (57,668)	-15.28%
17	Travel - Training & Conferences	$ 2,076	$ 1,512	$ 2,250	$ -	$ -	$ -	$ -	$ -	$ (2,250)	-100.00%
18	Memberships and Dues	-	-	600	-	-	-	-	-	(600)	-100.00%
19	Subscription and Books	-	1,272	550	513	513	550	-	550	-	0.00%
20	Cell Phones/Wireless Data Services	549	-	2,226	-	-	-	-	-	(2,226)	-100.00%
21	Lease Payments - Motor Vehicles	524	12,578	45,000	8,841	10,000	15,000	-	15,000	(30,000)	-66.67%
22	Motor Vehicle Repair/Maint	10,005	3,112	5,000	1,298	2,326	1,500	-	1,500	(3,500)	-70.00%
23	Repair/Maintenance - Minor	-	-	-	75	75	-	-	-	-	0.00%
24	Outside Printing	483	399	-	28	25	-	-	-	-	0.00%
25	Testing/Certification	145	1,877	-	-	-	-	-	-	-	0.00%
26	IT Software/System Fees	1,376	-	-	-	-	-	-	-	-	0.00%
27	Services - Demolition/Lot Clean	350	55,850	45,000	-	1,875	10,000	-	10,000	(35,000)	-77.78%
	2. Contractual Services	$ 15,508	$ 76,600	$ 100,626	$ 10,754	$ 14,814	$ 27,050	$ -	$ 27,050	$ (73,576)	-73.12%
28	Uniforms (Buy)	$ 4,058	$ 1,544	$ 3,150	$ 2,096	$ 2,096	$ 2,100	$ -	$ 2,100	$ (1,050)	-33.33%
29	General Office Supplies	2,815	441	400	135	147	400	-	400	-	0.00%
30	Postage	1,048	784	1,200	58	58	750	-	750	(450)	-37.50%
31	City Sponsored Event Supplies	577	315	2,800	30	30	30	-	30	(2,770)	-98.93%
32	Minor Tools/Instruments	76	-	-	47	60	-	-	-	-	0.00%
33	Training Supplies	-	-	500	230	230	500	-	500	-	0.00%
34	Food/Meals	-	81	-	12	12	-	-	-	-	0.00%
35	Computer Hardware	3,537	-	-	-	-	-	-	-	-	0.00%
36	Fuel	2,566	2,450	3,500	672	1,200	3,500	-	3,500	-	0.00%
	3. Commodities	$ 14,677	$ 5,614	$ 11,550	$ 3,280	$ 3,833	$ 7,280	$ -	$ 7,280	$ (4,270)	-36.97%
	Total Code Enforcement	$ 274,568	$ 457,942	$ 489,612	$ 272,394	$ 374,856	$ 354,098	$ -	$ 354,098	$ (135,514)	-27.68%
	Development Services Department Total	**$ 5,540,974**	**$ 4,249,613**	**$ 4,293,021**	**$ 2,835,623**	**$ 3,606,027**	**$ 3,651,188**	**$ -**	**$ 3,651,188**	**$ (1,084,223)**	**-25.26%**

City of Kyle, Texas
Fund Summary Budget Status Report
GENERAL FUND (1100)

Line No.		Actual 2023-24	Actual 2024-25	Approved Budget 2025-26	Year to Date w/Encumbrance 5/31/2026	Current Year Estimate 2025-26	ICM Proposed Base Budget 2026-27	Supplemental Budget 2026-27	ICM Proposed Budget 2026-27	Proposed $ Increase (Decrease) From FY 2025-26 Approved Budget	Proposed % Increase (Decrease) From FY 2025-26 Approved Budget
EXPENDITURES:											
Line No.	**ECONOMIC DEVELOPMENT**										
1	Regular Full Time Wages	$ 254,721	$ 227,262	$ 262,586	$ 135,168	$ 207,113	$ 211,124	$ -	$ 211,124	$ (51,462)	-19.60%
2	Overtime Wages	2,552	3,996	850	1,404	2,704	1,900	-	1,900	1,050	123.53%
3	Leave Buy Back Program	-	23,404	-	21,484	21,484	-	-	-	-	0.00%
4	GWI/Merit Increase	-	-	9,096	-	-	-	-	-	(9,096)	-100.00%
5	Longevity Pay	3,240	3,780	3,390	3,750	3,750	4,110	-	4,110	720	21.24%
6	Car Allowance	6,033	5,888	6,000	2,906	4,428	4,500	-	4,500	(1,500)	-25.00%
7	Language Incentive	905	902	900	304	608	-	-	-	(900)	-100.00%
8	Health Insurance Deductible	3,000	3,000	3,000	2,000	2,000	-	-	-	(3,000)	-100.00%
9	FICA/Social Security	19,593	19,778	21,647	12,345	19,770	16,955	-	16,955	(4,692)	-21.68%
10	State Unemployment Taxes	351	189	351	342	252	234	-	234	(117)	-33.33%
11	Retirement - TMRS	35,509	37,392	41,852	24,175	38,618	33,312	-	33,312	(8,540)	-20.41%
12	Health Insurance	34,261	28,442	47,667	15,585	24,646	34,394	-	34,394	(13,273)	-27.85%
13	Dental Insurance	1,283	1,123	2,005	645	1,020	1,328	-	1,328	(677)	-33.77%
14	Life Insurance	1,408	670	1,601	251	400	1,193	-	1,193	(408)	-25.48%
15	ST/LT Disability Insurance	1,410	902	1,457	447	800	1,107	-	1,107	(350)	-24.02%
16	Vision Insurance	277	235	353	126	200	224	-	224	(129)	-36.54%
17	AD&D	142	108	160	18	36	119	-	119	(41)	-25.63%
18	Personnel Vacancy Savings	-	-	(18,688)	-	-	-	-	-	18,688	-100.00%
	1. Personnel	$ 364,686	$ 357,071	$ 384,227	$ 220,949	$ 327,829	$ 310,500	$ -	$ 310,500	$ (73,727)	-19.19%
19	Travel - City Business	$ -	$ -	$ -	$ -	$ -	$ -	$ -	$ -	$ -	0.00%
20	Travel - Training & Conferences	24,753	18,606	20,850	1,975	2,162	5,000	-	5,000	(15,850)	-76.02%
21	Mileage - Reimbursement	1,495	1,319	1,500	234	332	1,500	-	1,500	-	0.00%
22	Memberships and Dues	10,766	7,799	50,825	4,778	4,953	11,000	-	11,000	(39,825)	-78.36%
23	Subscription and Books	176	1,702	400	1,128	1,128	400	-	400	-	0.00%
24	Legal Services	15,372	-	-	-	-	-	-	-	-	0.00%
25	Credit Card Fees	-	-	-	97	97	-	-	-	-	0.00%
26	Outside Printing	227	1,478	4,000	1,862	1,862	2,000	-	2,000	(2,000)	-50.00%
27	Advertising	6,820	34,874	63,000	6,571	6,571	5,000	-	5,000	(58,000)	-92.06%
28	Tourism Marketing (GSMP)	-	35,000	-	-	-	-	-	-	-	0.00%
29	Consulting Services - Economic Development	129,487	49,097	104,400	108,000	76,073	-	-	-	(104,400)	-100.00%
30	Training/Certification	-	3,904	4,250	-	-	-	-	-	(4,250)	-100.00%
31	IT Software/System Fees	5,595	5,000	-	-	-	-	-	-	-	0.00%
32	1st Year On Us Program	-	-	25,000	10,000	10,000	-	-	-	(25,000)	-100.00%
33	Downtown Facade Improvement Grant	-	-	75,000	-	-	-	-	-	(75,000)	-100.00%
34	Small Business Support (Kyle Cash Program)	-	-	50,000	-	-	-	-	-	(50,000)	-100.00%
	2. Contractual Services	$ 194,691	$ 158,779	$ 399,225	$ 134,644	$ 103,178	$ 24,900	$ -	$ 24,900	$ (374,325)	-93.76%
35	Uniforms (Buy)	$ -	$ -	$ 585	$ -	$ -	$ -	$ -	$ -	$ (585)	-100.00%
36	General Office Supplies	1,988	546	640	683	683	415	-	415	(225)	-35.16%
37	Postage	28	-	500	-	-	-	-	-	(500)	-100.00%
38	City Sponsored Event Supplies	10,368	47,045	50,000	23,567	26,649	5,000	-	5,000	(45,000)	-90.00%
39	Food/Meals	3,119	3,708	1,613	997	1,328	1,613	-	1,613	-	0.00%
40	Miscellaneous Supplies	182	277	700	58	58	-	-	-	(700)	-100.00%
41	Office Furniture (<$5K)	300	-	225	-	-	225	-	225	-	0.00%
	3. Commodities	$ 15,986	$ 51,575	$ 54,263	$ 25,306	$ 28,718	$ 7,253	$ -	$ 7,253	$ (47,010)	-86.63%
	Total Economic Development	$ 575,363	$ 567,425	$ 837,715	$ 380,899	$ 459,725	$ 342,653	$ -	$ 342,653	$ (495,062)	-59.10%

City of Kyle, Texas
Fund Summary Budget Status Report
GENERAL FUND (1100)

Line No.		Actual 2023-24	Actual 2024-25	Approved Budget 2025-26	Year to Date w/Encumbrance 5/31/2026	Current Year Estimate 2025-26	ICM Proposed Base Budget 2026-27	Supplemental Budget 2026-27	ICM Proposed Budget 2026-27	Proposed $ Increase (Decrease) From FY 2025-26 Approved Budget	Proposed % Increase (Decrease) From FY 2025-26 Approved Budget
EXPENDITURES:											
Line No.	**FINANCIAL SERVICES**										
1	Regular Full Time Wages	$ 755,042	$ 1,057,616	$ 1,448,161	$ 998,450	$ 1,416,405	$ 1,511,134	$ -	$ 1,511,134	$ 62,973	4.35%
2	Overtime Wages	12,906	16,499	21,250	6,079	8,720	8,200	-	8,200	(13,050)	-61.41%
3	Leave Buy Back Program	-	54,154	-	64,563	64,563	-	-	-	-	0.00%
4	GWI/Merit Increase	-	-	50,166	-	-	-	-	-	(50,166)	-100.00%
5	Longevity Pay	10,778	13,545	13,545	13,935	13,935	16,215	-	16,215	2,670	19.71%
6	Car Allowance	3,017	11,144	6,000	12,754	27,870	19,200	-	19,200	13,200	220.00%
7	Language Incentive	2,092	2,707	1,800	1,785	2,698	2,834	-	2,834	1,034	57.44%
8	Health Insurance Deductible	8,333	10,083	13,000	13,333	13,333	-	-	-	(13,000)	-100.00%
9	FICA/Social Security	56,823	81,645	118,167	76,705	120,838	119,155	-	119,155	988	0.84%
10	State Unemployment Taxes	995	720	1,521	2,520	2,018	1,521	-	1,521	-	0.00%
11	Retirement - TMRS	104,101	163,678	228,457	160,542	257,070	234,105	-	234,105	5,648	2.47%
12	Health Insurance	70,057	111,631	214,710	113,289	180,304	223,560	-	223,560	8,850	4.12%
13	Dental Insurance	3,351	4,808	8,686	4,402	7,040	8,631	-	8,631	(55)	-0.63%
14	Life Insurance	4,199	2,723	7,903	1,773	2,854	7,901	-	7,901	(2)	-0.03%
15	ST/LT Disability Insurance	4,113	3,846	7,116	3,056	4,918	7,102	-	7,102	(14)	-0.20%
16	Vision Insurance	717	940	1,531	814	1,304	1,458	-	1,458	(73)	-4.77%
17	AD&D	431	472	790	123	246	790	-	790	-	0.00%
18	Personnel Vacancy Savings	-	-	(100,475)	-	-	-	-	-	100,475	-100.00%
	1. Personnel	$ 1,036,954	$ 1,536,210	$ 2,042,328	$ 1,474,122	$ 2,124,116	$ 2,161,806	$ -	$ 2,161,806	$ 119,478	5.85%
19	Travel - Training & Conferences	602	10,881	10,594	4,242	6,023	5,000	-	5,000	(5,594)	-52.80%
20	Mileage - Reimbursement	-	101	1,000	-	-	-	-	-	(1,000)	-100.00%
21	Memberships and Dues	1,999	1,670	6,860	1,798	2,248	2,500	-	2,500	(4,360)	-63.56%
22	Subscription and Books	221	704	950	152	152	250	-	250	(700)	-73.68%
23	Lease Payments - Motor Vehicles	5,672	4,426	5,700	216	242	-	-	-	(5,700)	-100.00%
24	Motor Vehicle Repair/Maint	18	246	500	1,125	1,125	500	-	500	-	0.00%
25	Computer Equip Maint/Repair	-	59	-	-	-	-	-	-	-	0.00%
26	Office Equipment Rental	2,755	2,759	3,500	1,255	2,250	2,250	-	2,250	(1,250)	-35.71%
27	Rental - Storage	-	-	2,000	-	-	-	-	-	(2,000)	-100.00%
28	Records Storage	1,639	1,930	-	1,419	1,419	-	-	-	-	0.00%
29	Legal Services	1,593	-	-	-	-	-	-	-	-	0.00%
30	Audit Services	98,633	118,990	137,000	79,423	79,542	137,000	-	137,000	-	0.00%
31	Other Professional Services	11,560	11,275	12,000	3,635	4,346	5,000	-	5,000	(7,000)	-58.33%
32	Appraisal Service - HaysCAD	214,667	238,608	238,697	147,480	301,473	238,697	-	238,697	-	0.00%
33	Tax Collection Services	5,903	3,208	3,500	3,382	3,382	3,500	-	3,500	-	0.00%
34	Bank Charges/Paying Agent Fees	44,379	58,121	65,000	57,256	57,256	65,000	-	65,000	-	0.00%
35	Credit Card Fees	0	-	-	-	-	-	-	-	-	0.00%
36	Insurance & Bonds	2,000	2,800	8,450	800	800	8,450	-	8,450	-	0.00%
37	Outside Printing	3,068	5,237	3,500	998	998	3,500	-	3,500	-	0.00%
38	Delivery/Courier Service	96	41	-	58	58	-	-	-	-	0.00%
39	Public Notices	2,146	2,442	5,000	-	-	2,500	-	2,500	(2,500)	-50.00%
40	Testing/Certification	1,787	1,447	4,038	475	475	4,038	-	4,038	-	0.00%
41	IT Software/System Fees	134,223	2,192	-	-	-	-	-	-	-	0.00%
42	Services - Accounting/Financial	33,875	90,400	195,000	78,275	84,973	85,000	-	85,000	(110,000)	-56.41%
43	Services - Temporary Employment	-	15,188	-	16,429	16,429	-	-	-	-	0.00%
44	Services - Employee Recruitment	-	31,587	-	-	-	-	-	-	-	0.00%
45	Services - Facilitator	-	9,150	10,000	-	-	-	-	-	(10,000)	-100.00%
	2. Contractual Services	$ 566,835	$ 613,459	$ 713,288	$ 398,418	$ 563,191	$ 563,185	$ -	$ 563,185	$ (150,104)	-21.04%
46	Uniforms (Buy)	$ 748	$ 1,152	$ 2,925	$ -	$ -	$ 3,000	$ -	$ 3,000	$ 75	2.56%
47	General Office Supplies	10,081	7,654	12,000	3,153	3,998	12,000	-	12,000	-	0.00%
48	Postage	5,903	4,066	5,000	1,359	1,359	2,500	-	2,500	(2,500)	-50.00%
49	City Sponsored Event Supplies	2,037	2,832	4,000	1,528	1,789	4,000	-	4,000	-	0.00%
50	Miscellaneous Occasions Supplies	-	-	-	91	199	-	-	-	-	0.00%
51	Food/Meals	1,222	1,510	1,500	1,046	1,500	1,500	-	1,500	-	0.00%
52	Office Furniture (<$5K)	4,282	5,688	3,750	-	2,633	-	-	-	(3,750)	-100.00%
53	Computer Hardware	12,097	452	-	1,033	1,033	-	-	-	-	0.00%
54	Computer Software	650	750	1,500	750	750	2,000	-	2,000	500	33.33%
55	Office Equipment	-	-	2,500	-	-	-	-	-	(2,500)	-100.00%
56	Fuel	65	27	600	-	-	-	-	-	(600)	-100.00%
	3. Commodities	$ 37,085	$ 24,131	$ 33,775	$ 8,959	$ 13,261	$ 25,000	$ -	$ 25,000	$ (8,775)	-25.98%
	Total Financial Services	$ 1,640,874	$ 2,173,800	$ 2,789,392	$ 1,881,499	$ 2,700,568	$ 2,749,991	$ -	$ 2,749,991	$ (39,401)	-1.41%

City of Kyle, Texas
Fund Summary Budget Status Report
GENERAL FUND (1100)

Line No.		Actual 2023-24	Actual 2024-25	Approved Budget 2025-26	Year to Date w/Encumbrance 5/31/2026	Current Year Estimate 2025-26	ICM Proposed Base Budget 2026-27	Supplemental Budget 2026-27	ICM Proposed Budget 2026-27	Proposed $ Increase (Decrease) From FY 2025-26 Approved Budget	Proposed % Increase (Decrease) From FY 2025-26 Approved Budget
EXPENDITURES:											
	MUNICIPAL COURT										
1	Regular Full Time Wages	$ 258,632	$ 259,482	$ 262,026	$ 174,319	$ 267,102	$ 272,412	$ -	$ 272,412	$ 10,386	3.96%
2	Overtime Wages	1,759	1,010	1,275	457	562	700	-	700	(575)	-45.10%
3	Leave Buy Back Program	-	-	-	4,731	4,731	-	-	-	-	0.00%
4	GWI/Merit Increase	-	-	9,077	-	-	-	-	-	(9,077)	-100.00%
5	Longevity Pay	5,235	3,975	4,695	4,695	4,695	5,415	-	5,415	720	15.34%
6	Language Incentive	3,689	3,610	3,600	2,261	3,330	3,874	-	3,874	274	7.61%
7	Health Insurance Deductible	4,000	4,000	4,000	4,000	4,000	-	-	-	(4,000)	-100.00%
8	FICA/Social Security	19,743	19,463	21,489	13,719	21,162	21,604	-	21,604	115	0.54%
9	State Unemployment Taxes	624	252	468	684	504	468	-	468	-	0.00%
10	Retirement - TMRS	35,751	38,000	41,545	27,327	42,158	42,445	-	42,445	900	2.17%
11	Health Insurance	44,239	51,474	53,662	34,294	54,192	68,788	-	68,788	15,126	28.19%
12	Dental Insurance	1,685	2,057	2,673	1,351	2,148	2,656	-	2,656	(17)	-0.64%
13	Life Insurance	1,602	878	1,872	389	622	1,946	-	1,946	74	3.95%
14	ST/LT Disability Insurance	1,495	1,155	1,608	675	1,072	1,672	-	1,672	64	3.98%
15	Vision Insurance	370	401	471	251	400	449	-	449	(22)	-4.67%
16	AD&D	160	147	187	28	56	195	-	195	8	4.28%
17	Personnel Vacancy Savings	-	-	(18,936)	-	-	-	-	-	18,936	-100.00%
	1. Personnel	$ 378,985	$ 385,904	$ 389,712	$ 269,182	$ 406,734	$ 422,624	$ -	$ 422,624	$ 32,912	8.45%
18	Travel - Training & Conferences	$ 704	$ 1,298	$ 7,500	$ 1,636	$ 1,261	$ 1,636	$ -	$ 1,636	$ (5,864)	-78.19%
19	Memberships and Dues	33	75	2,000	55	55	-	-	-	(2,000)	-100.00%
20	Office Equipment Rental	-	497	-	-	-	-	-	-	-	0.00%
21	Rental - Storage	-	-	500	-	-	-	-	-	(500)	-100.00%
22	Legal Services	-	-	-	3,608	2,741	-	-	-	-	0.00%
23	Jury Selection Service Pay	(12)	66	2,150	30	30	400	-	400	(1,750)	-81.40%
24	Uncollectible Court Fines	(18,192)	(39,510)	-	-	-	-	-	-	-	0.00%
25	Credit Card Fees	30,572	61,042	36,000	12,668	12,668	33,732	-	33,732	(2,268)	-6.30%
26	Insurance & Bonds	-	-	400	-	-	400	-	400	-	0.00%
27	Outside Printing	700	130	300	300	619	300	-	300	-	0.00%
28	IT Software/System Fees	34,995	-	-	-	-	-	-	-	-	0.00%
29	Services - Translator	520	2,098	4,000	1,400	1,908	2,400	-	2,400	(1,600)	-40.00%
30	Services - Court Judge	37,320	37,320	32,448	39,332	39,332	32,448	-	32,448	-	0.00%
31	Services - Prosecutor	30,000	7,500	-	-	-	-	-	-	-	0.00%
	2. Contractual Services	$ 116,640	$ 70,516	$ 85,298	$ 59,028	$ 58,614	$ 71,316	$ -	$ 71,316	$ (13,982)	-16.39%
32	Uniforms (Buy)	$ 118	$ 261	$ 900	$ -	$ -	$ -	$ -	$ -	$ (900)	-100.00%
33	General Office Supplies	2,637	3,108	2,800	1,369	1,522	2,800	-	2,800	-	0.00%
34	Postage	918	2,134	2,000	933	933	1,651	-	1,651	(349)	-17.45%
35	City Sponsored Event Supplies	1,328	-	400	-	-	-	-	-	(400)	-100.00%
36	Food/Meals	49	159	150	137	137	137	-	137	(13)	-8.67%
37	Miscellaneous Supplies	-	274	-	-	-	-	-	-	-	0.00%
38	Office Furniture (<$5K)	-	7,095	6,000	4,922	4,922	-	-	-	(6,000)	-100.00%
39	Computer Hardware	-	40	-	-	-	-	-	-	-	0.00%
	3. Commodities	$ 5,049	$ 13,071	$ 12,250	$ 7,361	$ 7,514	$ 4,588	$ -	$ 4,588	$ (7,662)	-326.12%
	Total Municipal Court	$ 500,674	$ 469,492	$ 487,260	$ 335,571	$ 472,862	$ 498,528	$ -	$ 498,528	$ 11,268	2.31%

City of Kyle, Texas
Fund Summary Budget Status Report
GENERAL FUND (1100)

Line No.		Actual 2023-24	Actual 2024-25	Approved Budget 2025-26	Year to Date w/Encumbrance 5/31/2026	Current Year Estimate 2025-26	ICM Proposed Base Budget 2026-27	Supplemental Budget 2026-27	ICM Proposed Budget 2026-27	Proposed $ Increase (Decrease) From FY 2025-26 Approved Budget	Proposed % Increase (Decrease) From FY 2025-26 Approved Budget
EXPENDITURES:											
Line No.	**Purchasing Division**										
1	Regular Full Time Wages	$ 85,294	$ 195,409	$ 399,116	$ 170,822	$ 322,908	$ 180,318	$ -	$ 180,318	$ (218,798)	-54.82%
2	Overtime Wages	352	6,447	1,700	7,671	7,671	1,700	-	1,700	-	0.00%
3	Leave Buy Back Program	-	3,216	-	-	-	-	-	-	-	0.00%
4	GWI/Merit Increase	-	-	12,378	-	-	-	-	-	(12,378)	-100.00%
5	Longevity Pay	-	1,500	1,980	1,980	1,980	195	-	195	(1,785)	-90.15%
6	Car Allowance	-	-	4,500	-	-	-	-	-	(4,500)	-100.00%
7	Health Insurance Deductible	750	2,000	3,500	1,000	1,000	-	-	-	(3,500)	-100.00%
8	FICA/Social Security	6,223	15,085	32,128	13,447	16,080	14,612	-	14,612	(17,516)	-54.52%
9	State Unemployment Taxes	117	126	410	342	252	234	-	234	(176)	-42.86%
10	Retirement - TMRS	11,399	29,277	62,114	26,660	42,204	28,709	-	28,709	(33,405)	-53.78%
11	Health Insurance	12,075	27,116	55,562	17,539	33,727	34,394	-	34,394	(21,168)	-38.10%
12	Dental Insurance	521	1,109	2,338	600	846	1,328	-	1,328	(1,010)	-43.20%
13	Life Insurance	659	625	2,343	331	460	1,289	-	1,289	(1,054)	-44.99%
14	ST/LT Disability Insurance	582	842	2,160	561	772	1,107	-	1,107	(1,053)	-48.75%
15	Vision Insurance	108	209	412	149	205	224	-	224	(188)	-45.63%
16	AD&D	66	105	234	20	40	129	-	129	(105)	-44.87%
17	Personnel Vacancy Savings	-	-	(24,616)	-	-	-	-	-	24,616	-100.00%
	1. Personnel	$ 118,146	$ 283,065	$ 556,258	$ 241,122	$ 428,145	$ 264,239	$ -	$ 264,239	$ (292,019)	-52.50%
18	Travel - Training & Conferences	$ 3,699	$ 6,321	$ 6,250	$ 7,270	$ 7,270	$ 6,250	$ -	$ 6,250	$ -	0.00%
19	Mileage - Reimbursement	-	-	250	-	-	-	-	-	(250)	-100.00%
20	Travel - Tolls & Parking	-	-	125	-	-	-	-	-	(125)	-100.00%
21	Memberships and Dues	-	1,794	1,500	485	485	500	-	500	(1,000)	-66.67%
22	Subscription and Books	-	-	-	1,500	1,500	-	-	-	-	0.00%
23	Insurance & Bonds	-	400	-	-	-	-	-	-	-	0.00%
24	Outside Printing	95	-	500	-	-	-	-	-	(500)	-100.00%
25	Delivery/Courier Service	-	112	500	94	94	400	-	400	(100)	-20.00%
26	Advertising	-	950	1,620	1,274	1,880	1,620	-	1,620	-	0.00%
27	Public Notices	700	2,099	1,800	-	-	-	-	-	(1,800)	-100.00%
28	Consulting Services - Purchasing	5,000	16,254	20,000	-	-	-	-	-	(20,000)	-100.00%
	2. Contractual Services	$ 9,493	$ 27,930	$ 32,545	$ 10,623	$ 11,229	$ 8,770	$ -	$ 8,770	$ (23,775)	-73.05%
29	Uniforms (Buy)	$ -	$ 242	$ 565	$ -	$ -	$ -	$ -	$ -	$ (565)	-100.00%
30	General Office Supplies	525	720	850	-	-	-	-	-	(850)	-100.00%
31	Postage	-	-	200	-	-	-	-	-	(200)	-100.00%
32	Food/Meals	116	184	1,000	216	216	250	-	250	(750)	-75.00%
33	Office Furniture (<$5K)	-	1,872	3,000	3,537	3,950	3,000	-	3,000	-	0.00%
34	Computer Hardware	-	930	-	-	-	-	-	-	-	0.00%
35	Computer Software	-	-	1,998	288	288	500	-	500	(1,498)	-74.97%
	3. Commodities	$ 641	$ 3,948	$ 7,613	$ 4,041	$ 4,454	$ 3,750	$ -	$ 3,750	$ (3,863)	-50.74%
	Total Purchasing Division	$ 128,281	$ 314,944	$ 596,416	$ 255,787	$ 443,828	$ 276,759	$ -	$ 276,759	$ (319,657)	-53.60%

City of Kyle, Texas
Fund Summary Budget Status Report
GENERAL FUND (1100)

Line No.		Actual 2023-24	Actual 2024-25	Approved Budget 2025-26	Year to Date w/Encumbrance 5/31/2026	Current Year Estimate 2025-26	ICM Proposed Base Budget 2026-27	Supplemental Budget 2026-27	ICM Proposed Budget 2026-27	Proposed $ Increase (Decrease) From FY 2025-26 Approved Budget	Proposed % Increase (Decrease) From FY 2025-26 Approved Budget
EXPENDITURES:											
Line No.	**3-1-1 Customer Service**										
1	Regular Full Time Wages	$ 1,594	$ 106,416	$ 306,919	$ 155,022	$ 274,596	$ 305,224	$ -	$ 305,224	$ (1,695)	-0.55%
2	Overtime Wages	92	3,321	5,100	3,151	5,554	4,200	-	4,200	(900)	-17.65%
3	Leave Buy Back Program	-	-	-	1,856	-	-	-	-	-	0.00%
4	GWI/Merit Increase	-	-	10,158	-	-	-	-	-	(10,158)	-100.00%
5	Longevity Pay	-	541	2,790	2,460	2,460	3,180	-	3,180	390	13.98%
6	Language Incentive	15	987	2,700	1,085	1,338	2,704	-	2,704	4	0.15%
7	Health Insurance Deductible	-	1,700	5,000	4,917	4,917	-	-	-	(5,000)	-100.00%
8	FICA/Social Security	128	8,411	25,135	12,321	17,646	24,121	-	24,121	(1,014)	-4.03%
9	State Unemployment Taxes	-	(3,116)	702	855	708	585	-	585	(117)	-16.67%
10	Retirement - TMRS	226	18,843	48,595	24,075	34,442	47,391	-	47,391	(1,204)	-2.48%
11	Health Insurance	319	20,635	62,973	32,303	48,440	85,985	-	85,985	23,012	36.54%
12	Dental Insurance	13	912	3,341	1,335	2,012	3,319	-	3,319	(22)	-0.66%
13	Life Insurance	10	339	1,800	342	320	1,800	-	1,800	-	0.00%
14	ST/LT Disability Insurance	9	460	1,661	619	932	1,692	-	1,692	31	1.87%
15	Vision Insurance	3	183	589	255	384	561	-	561	(28)	-4.75%
16	AD&D	1	59	180	17	34	180	-	180	-	0.00%
17	Personnel Vacancy Savings	-	-	(21,343)	-	-	-	-	-	21,343	-100.00%
	1. Personnel	$ 2,410	$ 159,689	$ 456,300	$ 240,612	$ 393,783	$ 480,942	$ -	$ 480,942	$ 24,642	5.40%
18	Travel - Training & Conferences	$ -	$ -	$ 9,375	$ 375	$ 375	$ 375	$ -	$ 375	$ (9,000)	-96.00%
19	Office Equipment Rental	-	166	-	-	-	-	-	-	-	0.00%
	2. Contractual Services	$ -	$ 166	$ 9,375	$ 375	$ 375	$ 375	$ -	$ 375	$ (9,000)	-96.00%
20	Uniforms (Buy)	$ -	$ -	$ 1,125	$ 1,633	$ 1,822	$ 685	$ -	$ 685	$ (440)	-39.11%
21	General Office Supplies	-	670	2,000	1,738	1,800	2,000	-	2,000	-	0.00%
22	Emergency Supplies	-	198	-	(51)	-	-	-	-	-	0.00%
23	Office Furniture (<$5K)	-	2,947	7,600	-	-	-	-	-	(7,600)	-100.00%
24	Communication Equipment	-	-	-	-	-	-	-	-	-	0.00%
	3. Commodities	$ -	$ 3,816	$ 10,725	$ 3,321	$ 3,622	$ 2,685	$ -	$ 2,685	$ (8,040)	-74.97%
	Total 3-1-1 Customer Service	$ 2,410	$ 163,671	$ 476,400	$ 244,307	$ 397,780	$ 484,002	$ -	$ 484,002	$ 7,602	1.60%
	Total Financial Services	$ 2,410	$ 163,671	$ 4,349,467	$ 2,717,164	$ 4,015,038	$ 4,009,280	$ -	$ 4,009,280	$ (340,188)	-7.82%

City of Kyle, Texas
Fund Summary Budget Status Report
GENERAL FUND (1100)

Line No.	EXPENDITURES: PARKS & RECREATION ADMINISTRATION	Actual 2023-24	Actual 2024-25	Approved Budget 2025-26	Year to Date w/Encumbrance 5/31/2026	Current Year Estimate 2025-26	ICM Proposed Base Budget 2026-27	Supplemental Budget 2026-27	ICM Proposed Budget 2026-27	Proposed $ Increase (Decrease) From FY 2025-26 Approved Budget	Proposed % Increase (Decrease) From FY 2025-26 Approved Budget
1	Regular Full Time Wages	$ 407,194	$ 757,059	$ 838,427	$ 457,594	$ 791,913	$ 383,692	$ -	$ 383,692	$ (454,735)	-54.24%
2	Overtime Wages	12,024	1,983	-	2,515	3,000	3,350	-	3,350	3,350	0.00%
3	Leave Buy Back Program	-	12,231	-	14,810	14,810	-	-	-	-	0.00%
4	GWI/Merit Increase	-	-	29,044	-	-	-	-	-	(29,044)	-100.00%
5	Longevity Pay	2,970	2,310	4,590	2,205	2,205	3,225	-	3,225	(1,365)	-29.74%
6	Car Allowance	7,451	15,863	15,000	9,687	14,758	6,000	-	6,000	(9,000)	-60.00%
7	Language Incentive	623	-	-	-	-	-	-	-	-	0.00%
8	Health Insurance Deductible	4,536	7,464	7,000	5,917	5,917	-	-	-	(7,000)	-100.00%
9	FICA/Social Security	32,450	58,990	68,396	34,891	53,562	30,315	-	30,315	(38,081)	-55.68%
10	State Unemployment Taxes	592	731	819	1,059	864	585	-	585	(234)	-28.57%
11	Retirement - TMRS	57,164	110,196	132,232	71,362	111,206	59,559	-	59,559	(72,673)	-54.96%
12	Health Insurance	37,152	72,311	95,776	39,819	66,246	85,985	-	85,985	(9,791)	-10.22%
13	Dental Insurance	1,718	3,010	4,677	1,765	2,868	3,319	-	3,319	(1,358)	-29.04%
14	Life Insurance	1,965	1,783	4,505	768	1,244	2,484	-	2,484	(2,021)	-44.86%
15	ST/LT Disability Insurance	1,894	2,526	4,259	1,365	2,204	2,295	-	2,295	(1,964)	-46.11%
16	Vision Insurance	348	594	824	351	570	561	-	561	(263)	-31.92%
17	AD&D	198	298	450	56	112	248	-	248	(202)	-44.89%
18	Personnel Vacancy Savings	-	-	(56,742)	-	-	-	-	-	56,742	-100.00%
	1. Personnel	$ 568,278	$ 1,047,350	$ 1,149,257	$ 644,162	$ 1,071,479	$ 581,618	$ -	$ 581,618	$ (567,639)	-49.39%
19	Travel - City Business	$ -	$ 344	$ -	$ 567	$ 567	$ -	$ -	$ -	$ -	0.00%
20	Travel - Training & Conferences	12,297	30,195	12,475	16,039	16,039	3,500		3,500	(8,975)	-71.94%
21	Memberships and Dues	2,953	2,117	5,000	3,117	3,507	2,500	-	2,500	(2,500)	-50.00%
22	Subscription and Books	1,628	90	-	-	-	-	-	-	-	0.00%
23	Cell Phones/Pagers	-	-	1,000	-	-	-	-	-	(1,000)	-100.00%
24	Lease Payments - Motor Vehicles	(1,398)	(8,107)	6,000	196	300	300	-	300	(5,700)	-95.00%
25	Motor Vehicle Repair/Maint	143	435	1,000	1,125	1,125	1,000	-	1,000	-	0.00%
26	Office Equipment Rental	2,896	7,238	4,500	3,207	4,333	4,500	-	4,500	-	0.00%
27	Records Storage	6	7	-	5	5	-	-	-	-	0.00%
28	Legal Services	5,058	-	-	-	-	-	-	-	-	0.00%
29	Advertising	1,403	650	2,100	-	-	600	-	600	(1,500)	-71.43%
30	Public Notices	1,559	-	-	-	-	-	-	-	-	0.00%
31	Services - Employee Recruitment	36,500	-	-	-	-	-	-	-	-	0.00%
32	Decrease Line-Item Increase (Per ACM JE 7/8/2025)	-	-	(28,616)	-	-	-	-	-	28,616	-100.00%
	2. Contractual Services	$ 63,044	$ 32,969	$ 3,459	$ 24,254	$ 25,876	$ 12,400	$ -	$ 12,400	$ 8,941	258.49%
33	Uniforms (Buy)	$ 395	$ 3,178	$ 2,280	$ 950	$ 950	$ 1,280	$ -	$ 1,280	$ (1,000)	-43.86%
34	General Office Supplies	3,454	7,704	2,500	1,800	2,142	1,500	-	1,500	(1,000)	-40.00%
35	Postage	-	1	-	-	12	-	-	-	-	0.00%
36	Building Materials	-	626	-	-	-	-	-	-	-	0.00%
37	City Sponsored Event Supplies	40	600	-	-	-	-	-	-	-	0.00%
38	4th of July Celebration	-	117	-	-	-	-	-	-	-	0.00%
39	Recreation Program Expense	-	240	-	5	5	-	-	-	-	0.00%
40	Medical Supplies	156	115	100	(92)	-	100	-	100	-	0.00%
41	Miscellaneous Occasions Supplies	-	55	-	3,122	3,122	-	-	-	-	0.00%
42	Food/Meals	1,263	2,272	600	4,069	4,137	600	-	600	-	0.00%
43	Miscellaneous Supplies	2,179	9,317	6,000	4,002	6,311	-	-	-	(6,000)	-100.00%
44	Facility Maintenance Tools	-	590	-	655	655	-	-	-	-	0.00%
45	Fuel	37	107	2,100	-	-	-	-	-	(2,100)	-100.00%
	3. Commodities	$ 7,524	$ 24,922	$ 13,580	$ 14,511	$ 17,334	$ 3,480	$ -	$ 3,480	$ (10,100)	-74.37%
46	Office Furniture (>$5K)	$ -	$ 2,206	$ -	$ -	$ -	$ -	$ -	$ -	$ -	0.00%
47	Building Improvements	-	1,062	-	-	-	-	-	-	-	0.00%
	6. Non-CIP Capital Outlay	$ -	$ 3,268	$ -	$ -	$ -	$ -	$ -	$ -	$ -	0.00%
48	Right-to-Use Lease Assets	$ 16,550	$ 31,424	$ -	$ -	$ -	$ -	$ -	$ -	$ -	0.00%
	7 Other	$ 16,550	$ 31,424	$ -	$ -	$ -	$ -	$ -	$ -	$ -	0.00%
	Total Parks & Recreation Administration	$ 655,396	$ 1,139,933	$ 1,166,296	$ 682,928	$ 1,114,689	$ 597,498	$ -	$ 597,498	$ (568,798)	-48.77%

City of Kyle, Texas
Fund Summary Budget Status Report
GENERAL FUND (1100)

Line No.		Actual 2023-24	Actual 2024-25	Approved Budget 2025-26	Year to Date w/Encumbrance 5/31/2026	Current Year Estimate 2025-26	ICM Proposed Base Budget 2026-27	Supplemental Budget 2026-27	ICM Proposed Budget 2026-27	Proposed $ Increase (Decrease) From FY 2025-26 Approved Budget	Proposed % Increase (Decrease) From FY 2025-26 Approved Budget
EXPENDITURES:											
Line No.	**RECREATION PROGRAMS**										
1	Regular Full Time Wages	$ 317,997	$ 456,742	$ 294,185	$ 216,638	$ 352,968	$ 229,254	$ -	$ 229,254	$ (64,931)	-22.07%
2	Temporary/Seasonal Wages	127,675	165,464	91,600	16,690	175,600	91,600	-	91,600	-	0.00%
3	Overtime Wages	25,413	29,734	10,500	8,872	11,510	12,250	-	12,250	1,750	16.67%
4	GWI/Merit Increase	-	-	10,191	-	-	-	-	-	(10,191)	-100.00%
5	Longevity Pay	2,205	1,905	840	615	615	1,335	-	1,335	495	58.93%
6	Health Insurance Deductible	5,167	8,333	4,000	5,750	5,000	-	-	-	(4,000)	-100.00%
7	FICA/Social Security	35,733	49,335	32,651	18,193	24,710	25,585	-	25,585	(7,066)	-21.64%
8	Workers Compensation	-	-	1	-	-	-	-	-	(1)	-100.00%
9	State Unemployment Taxes	2,371	1,665	1,659	1,297	1,132	1,542	-	1,542	(117)	-7.05%
10	Retirement - TMRS	45,611	69,340	49,579	33,219	46,032	36,499	-	36,499	(13,080)	-26.38%
11	Health Insurance	53,038	74,808	65,608	34,821	52,226	51,591	-	51,591	(14,017)	-21.36%
12	Dental Insurance	2,079	3,179	2,673	1,409	2,122	1,992	-	1,992	(681)	-25.48%
13	Life Insurance	2,217	1,490	2,098	513	774	1,637	-	1,637	(461)	-21.97%
14	ST/LT Disability Insurance	2,035	1,963	1,805	864	1,298	1,407	-	1,407	(398)	-22.05%
15	Vision Insurance	440	620	471	270	406	336	-	336	(135)	-28.66%
16	AD&D	216	250	210	30	60	164	-	164	(46)	-21.90%
17	Personnel Vacancy Savings	-	-	(22,101)	-	-	-	-	-	22,101	-100.00%
	1. Personnel	$ 622,195	$ 864,828	$ 545,970	$ 339,181	$ 674,453	$ 455,192	$ -	$ 455,192	$ (90,778)	-16.63%
18	Travel - Training & Conferences	$ 11,046	$ 7,978	$ 10,688	$ 1,098	$ 1,098	$ 1,098	$ -	$ 1,098	$ (9,590)	-89.73%
19	Memberships and Dues	1,994	3,697	1,500	970	1,018	1,000	-	1,000	(500)	-33.33%
20	Subscription and Books	88	424	-	-	-	-	-	-	-	0.00%
21	Light & Power	-	-	-	-	250	-	-	-	-	0.00%
22	Lease Payments - Motor Vehicles	-	-	14,400	-	2,383	-	-	-	(14,400)	-100.00%
23	Lease Payments - Building	-	-	97,900	-	-	-	-	-	(97,900)	-100.00%
24	Motor Vehicle Repair/Maint	8	119	-	-	115	-	-	-	-	0.00%
25	Office Equipment Rental	2,896	1,277	1,800	74	74	-	-	-	(1,800)	-100.00%
26	Rental - Storage	-	534	-	-	-	-	-	-	-	0.00%
27	Credit Card Fees	77	23,436	7,000	15,049	15,049	7,000	-	7,000	-	0.00%
28	Instructor Programs	2,770	880	-	320	320	-	-	-	-	0.00%
29	Red Cross Classes	-	407	2,000	126	126	500	-	500	(1,500)	-75.00%
30	Recreation Classes	1,230	2,418	-	-	-	-	-	-	-	0.00%
31	Kyle Camps	94,122	161,936	150,000	79,146	110,405	120,000	-	120,000	(30,000)	-20.00%
32	Athletic Expenses	51,263	68,558	148,000	116,285	127,831	114,800	-	114,800	(33,200)	-22.43%
33	Outside Printing	102	456	-	-	-	-	-	-	-	0.00%
34	Advertising	335	-	3,400	5,583	3,144	3,400	-	3,400	-	0.00%
35	Other Contract Services	-	45	750	-	-	-	-	-	(750)	-100.00%
36	IT Software/System Fees	7,480	-	-	-	-	-	-	-	-	0.00%
	2. Contractual Services	$ 173,412	$ 272,164	$ 437,438	$ 218,651	$ 261,813	$ 247,798	$ -	$ 247,798	$ (189,640)	-43.35%
37	Uniforms (Buy)	$ 1,908	$ 5,136	$ 4,500	$ 1,633	$ 1,633	$ 1,000	$ -	$ 1,000	$ (3,500)	-77.78%
38	General Office Supplies	2,929	3,648	3,200	37	118	1,000	-	1,000	(2,200)	-68.75%
39	City Sponsored Event Supplies	30,082	40,771	12,000	12,335	11,459	6,000	-	6,000	(6,000)	-50.00%
40	4th of July Celebration	48,526	98,711	-	26,672	26,672	-	-	-	-	0.00%
41	Market Days Expense	150	-	-	-	-	-	-	-	-	0.00%
42	Movies in the Park/Festivals	6,651	8,100	-	-	-	-	-	-	-	0.00%
43	Outdoor Programs	853	1,147	3,000	-	659	2,000	-	2,000	(1,000)	-33.33%
44	Easter Carnival	12,877	20,195	-	-	-	-	-	-	-	0.00%
45	Santa/Christmas Expenses	23,832	27,863	-	-	-	-	-	-	-	0.00%
46	Recreation Program Expense	7,824	41,385	56,500	4,801	6,399	5,000	-	5,000	(51,500)	-91.15%
47	Polar Bear Expenses	1,934	2,261	-	-	-	-	-	-	-	0.00%
48	Food/Meals	527	1,850	1,500	635	635	635	-	635	(865)	-57.67%
49	Miscellaneous Supplies	787	2,090	3,000	394	584	1,800	-	1,800	(1,200)	-40.00%
50	Computer Hardware	5,377	-	-	-	-	-	-	-	-	0.00%
51	Fuel	2,140	2,439	-	1,707	2,775	-	-	-	-	0.00%
	3. Commodities	$ 146,395	$ 255,596	$ 83,700	$ 48,215	$ 50,934	$ 17,435	$ -	$ 17,435	$ (66,265)	-79.17%
	Total Recreation Programs	$ 942,002	$ 1,392,587	$ 1,067,107	$ 606,047	$ 987,200	$ 720,425	$ -	$ 720,425	$ (346,683)	-32.49%

City of Kyle, Texas
Fund Summary Budget Status Report
GENERAL FUND (1100)

Line No.		Actual 2023-24	Actual 2024-25	Approved Budget 2025-26	Year to Date w/Encumbrance 5/31/2026	Current Year Estimate 2025-26	ICM Proposed Base Budget 2026-27	Supplemental Budget 2026-27	ICM Proposed Budget 2026-27	Proposed $ Increase (Decrease) From FY 2025-26 Approved Budget	Proposed % Increase (Decrease) From FY 2025-26 Approved Budget
EXPENDITURES:											
Line No.	**AQUATIC PROGRAM**										
1	Regular Full Time Wages	$ 26,520	$ 47,218	$ 110,708	$ 23,577	$ 23,577	$ 80,797	$ -	$ 80,797	$ (29,911)	-27.02%
2	Temporary/Seasonal Wages	157,461	174,770	169,639	14,944	169,639	169,700	-	169,700	61	0.04%
3	Overtime Wages	6,972	1,384	2,550	478	956	650	-	650	(1,900)	-74.51%
4	GWI/Merit Increase	-	-	3,835	-	-	-	-	-	(3,835)	-100.00%
5	Longevity Pay	-	-	-	300	300	-	-	-	-	0.00%
6	Health Insurance Deductible	833	1,000	2,000	1,000	1,000	-	-	-	(2,000)	-100.00%
7	FICA/Social Security	14,418	16,789	24,361	2,859	3,432	19,213	-	19,213	(5,148)	-21.13%
8	State Unemployment Taxes	2,124	1,148	2,846	455	126	2,323	-	2,323	(523)	-18.38%
9	Retirement - TMRS	4,039	6,896	17,385	3,561	7,122	12,241	-	12,241	(5,144)	-29.59%
10	Health Insurance	13,427	19,468	32,804	9,320	18,640	17,197	-	17,197	(15,607)	-47.58%
11	Dental Insurance	407	578	1,336	286	572	664	-	664	(672)	-50.30%
12	Life Insurance	235	161	792	48	96	576	-	576	(216)	-27.27%
13	ST/LT Disability Insurance	198	212	679	89	178	496	-	496	(183)	-26.95%
14	Vision Insurance	81	104	235	48	96	112	-	112	(123)	-52.34%
15	AD&D	23	27	79	5	10	58	-	58	(21)	-26.58%
16	Personnel Vacancy Savings	-	-	(9,263)	-	-	-	-	-	9,263	-100.00%
	1. Personnel	$ 226,738	$ 269,756	$ 359,986	$ 56,971	$ 225,744	$ 304,027	$ -	$ 304,027	$ (55,959)	-15.54%
17	Travel - Training & Conferences	$ -	$ 1,906	$ 39	$ -	$ -	$ -	$ -	$ -	$ (39)	-100.00%
18	Memberships and Dues	-	399	500	193	193	293	-	293	(207)	-41.40%
19	Electrical and Maintenance Repairs	168	1,190	10,500	7,619	8,153	10,500	-	10,500	-	0.00%
20	Pump Maint Repair	582	874	-	-	-	-	-	-	-	0.00%
21	Other Equip Maint/Repair	1,128	9,304	-	14	14	-	-	-	-	0.00%
22	Swim Lessons	840	530	3,320	-	200	2,442	-	2,442	(878)	-26.45%
23	Red Cross Classes	598	1,524	1,500	906	906	1,500	-	1,500	-	0.00%
24	Swim Team	2,992	2,265	3,500	-	277	2,000	-	2,000	(1,500)	-42.86%
25	Advertising	-	309	1,105	-	-	1,105	-	1,105	-	0.00%
26	Other Contract Services	1,367	1,147	4,000	20,000	2,522	2,000	-	2,000	(2,000)	-50.00%
	2. Contractual Services	$ 7,674	$ 19,448	$ 24,464	$ 28,733	$ 12,265	$ 19,840	$ -	$ 19,840	$ (4,624)	-18.90%
27	Uniforms (Buy)	$ 1,730	$ 6,117	$ 6,300	$ 668	$ 5,524	$ 600	$ -	$ 600	$ (5,700)	-90.48%
28	General Office Supplies	45	1,012	2,400	109	180	100	-	100	(2,300)	-95.83%
29	Cleaning Supplies	1,460	707	1,250	55	55	750	-	750	(500)	-40.00%
30	City Sponsored Event Supplies	985	473	4,260	314	414	500	-	500	(3,760)	-88.26%
31	Chemicals	14,240	6,268	-	885	885	-	-	-	-	0.00%
32	Aquatic Chemicals	-	-	40,000	27,277	12,196	20,000	-	20,000	(20,000)	-50.00%
33	Food/Meals	-	-	375	-	-	250	-	250	(125)	-33.33%
34	Miscellaneous Supplies	119	544	-	55	55	-	-	-	-	0.00%
35	Aquatic Equipment and Misc. Supplies	-	2,990	6,000	1,826	4,097	2,000	-	2,000	(4,000)	-66.67%
36	Other Operational Equipment	3,872	7,041	7,000	15,492	9,991	7,000	-	7,000	-	0.00%
	3. Commodities	$ 22,453	$ 25,153	$ 67,585	$ 46,681	$ 33,397	$ 31,200	$ -	$ 31,200	$ (36,385)	-53.84%
	Total Aquatic Programs	$ 256,865	$ 314,356	$ 452,035	$ 132,386	$ 271,406	$ 355,067	$ -	$ 355,067	$ (96,968)	-21.45%

City of Kyle, Texas
Fund Summary Budget Status Report
GENERAL FUND (1100)

Line No.		Actual 2023-24	Actual 2024-25	Approved Budget 2025-26	Year to Date w/Encumbrance 5/31/2026	Current Year Estimate 2025-26	ICM Proposed Base Budget 2026-27	Supplemental Budget 2026-27	ICM Proposed Budget 2026-27	Proposed $ Increase (Decrease) From FY 2025-26 Approved Budget	Proposed % Increase (Decrease) From FY 2025-26 Approved Budget
EXPENDITURES:											
Line No.	**PARKS MAINTENANCE & OPERATIONS**										
1	Regular Full Time Wages	$ 1,159,558	$ 1,826,817	$ 945,544	$ 700,417	$ 990,710	$ 888,843	$ -	$ 888,843	$ (56,701)	-6.00%
2	Temporary/Seasonal Wages	-	198	21,838	4,843	4,843	-	-	-	(21,838)	-100.00%
3	Overtime Wages	105,264	98,105	19,045	27,949	38,466	37,500	-	37,500	18,455	96.90%
4	On-Call Pay	-	1,342	-	3,258	2,358	-	-	-	-	0.00%
5	Leave Buy Back Program	-	22,495	-	25,711	25,711	-	-	-	-	0.00%
6	GWI/Merit Increase	-	-	32,755	-	-	-	-	-	(32,755)	-100.00%
7	Longevity Pay	15,360	13,170	15,270	14,835	14,835	13,035	-	13,035	(2,235)	-14.64%
8	Health Insurance Deductible	25,333	37,000	17,000	18,833	18,000	-	-	-	(17,000)	-100.00%
9	FICA/Social Security	96,536	147,880	83,520	57,751	88,738	71,862	-	71,862	(11,658)	-13.96%
10	State Unemployment Taxes	3,008	2,237	1,989	3,203	2,286	1,872	-	1,872	(117)	-5.88%
11	Retirement - TMRS	169,977	278,911	158,243	113,112	173,062	141,189	-	141,189	(17,054)	-10.78%
12	Health Insurance	253,517	388,559	221,784	151,624	237,278	275,151	-	275,151	53,367	24.06%
13	Dental Insurance	10,321	16,684	11,359	5,916	9,258	10,622	-	10,622	(737)	-6.49%
14	Life Insurance	7,179	5,877	6,758	1,507	2,394	6,358	-	6,358	(400)	-5.92%
15	ST/LT Disability Insurance	6,836	8,153	5,802	2,706	4,248	5,456	-	5,456	(346)	-5.96%
16	Vision Insurance	2,154	3,322	2,002	1,123	1,768	1,794	-	1,794	(208)	-10.39%
17	AD&D	742	1,045	676	111	222	636	-	636	(40)	-5.92%
18	Personnel Vacancy Savings	-	-	(70,455)	-	-	-	-	-	70,455	-100.00%
	1. Personnel	$ 1,855,784	$ 2,851,795	$ 1,473,131	$ 1,132,899	$ 1,614,177	$ 1,454,318	$ -	$ 1,454,318	$ (18,813)	-1.28%
19	Travel - Training & Conferences	$ 6,927	$ 7,237	$ 8,550	$ 4,729	$ 4,729	$ 5,350	$ -	$ 5,350	$ (3,200)	-37.43%
20	Travel - Tolls & Parking	-	77	-	-	-	-				
21	Memberships and Dues	517	294	-	-	-	-	-	-	-	0.00%
22	Subscription and Books	-	50	-	1,593	1,593	-	-	-	-	0.00%
23	Light & Power	39,073	70,623	17,000	36,430	65,115	17,000	-	17,000	-	0.00%
24	Water/Sewer/Trash	-	720,656	-	170	170	-	-	-	-	0.00%
25	Non-City - Water/Sewer/Trash	22,448	21,772	13,000	25,882	37,126	13,000	-	13,000	-	0.00%
26	Electrical Repairs	8,468	18,502	18,500	5,438	5,446	8,500	-	8,500	(10,000)	-54.05%
27	Plumbing Repairs	685	11,696	13,500	12,871	13,500	13,500	-	13,500	-	0.00%
28	Concrete Masonry	142	-	-	-	-	-	-	-	-	0.00%
29	Grounds Maintenance/Repair	22,816	23,094	27,862	19,504	23,283	25,862	-	25,862	(2,000)	-7.18%
30	Misc Facility Repairs/Maint	1,733	989	-	-	-	-	-	-	-	0.00%
31	Trucks/Heavy Equip Rental	-	1,835	-	-	-	-	-	-	-	0.00%
32	Assets, Maintenance, and Equipment	-	-	81,839	72,893	75,465	75,178	-	75,178	(6,661)	-8.14%
33	Lease Payments - Motor Vehicles	73,852	119,644	55,920	119,403	171,912	55,920	-	55,920	-	0.00%
34	Motor Vehicle Repair/Maint	4,981	6,975	-	3,664	4,857	-	-	-	-	0.00%
35	Trailers/Light Vehicles M & R	8,800	5,862	-	-	-	-	-	-	-	0.00%
36	Truck/Heavy Equipment Repair	23,787	20,131	-	-	-	-	-	-	-	0.00%
37	Extended Warranty	-	-	-	10,000	10,000	-	-	-	-	0.00%
38	Machine Tools Maint/Repair	1,800	325	-	-	-	-	-	-	-	0.00%
39	Other Equip Maint/Repair	15,732	6,372	-	-	-	-	-	-	-	0.00%
40	Rental - Storage	270	-	-	-	-	-	-	-	-	0.00%
41	Customer Claims & Reimbursement	4,845	-	-	-	-	-	-	-	-	0.00%
42	Landscaping/Groundskeeping	55,065	15,017	-	-	-	-	-	-	-	0.00%
	2. Contractual Services	$ 291,940	$ 1,051,153	$ 236,171	$ 312,575	$ 413,196	$ 214,310	$ -	$ 214,310	$ (21,861)	-9.26%
43	Uniforms (Buy)	$ 11,625	$ 16,446	$ 9,801	$ 9,007	$ 9,515	$ 3,500	$ -	$ 3,500	$ (6,301)	-64.29%
44	General Office Supplies	1,111	2,739	1,200	61	88	100	-	100	(1,100)	-91.67%
45	Cleaning Supplies	11,553	13,814	18,780	3,130	4,941	5,000	-	5,000	(13,780)	-73.38%
46	Cleaning - Paper Products	1,526	-	-	-	-	-	-	-	-	0.00%
47	Safety Signs and Barricades	1,909	11	-	-	-	-	-	-	-	0.00%
48	Parks Rules Signage	-	13,014	-	22	22	-	-	-	-	0.00%
49	Signs, Parking Lot Repairs, Supplies	-	-	10,000	715	444	4,000	-	4,000		
50	Striping/Street Signs/Lt Poles	304	1,903	-	-	-	-	-	-	-	0.00%
51	Building Materials	323	-	-	-	-	-	-	-	-	0.00%
52	Sand and Gravel	8,266	7,220	16,000	14,958	5,000	16,000	-	16,000	-	0.00%
53	Electrical/Plumbing Supplies	17,838	2,632	-	313	391	-	-	-	-	0.00%
54	Miscellaneous Hardware	470	1,621	-	-	-	-	-	-	-	0.00%
55	City Sponsored Event Supplies	9,832	5,894	-	-	-	-	-	-	-	0.00%
56	Medical Supplies	57	-	337	-	-	337	-	337	-	0.00%
57	Chemicals	1,807	5,803	-	-	-	-	-	-	-	0.00%
58	Pesticides	6,605	821	-	747	747	-	-	-	-	0.00%

City of Kyle, Texas
Fund Summary Budget Status Report
GENERAL FUND (1100)

		Actual 2023-24	Actual 2024-25	Approved Budget 2025-26	Year to Date w/Encumbrance 5/31/2026	Current Year Estimate 2025-26	ICM Proposed Base Budget 2026-27	Supplemental Budget 2026-27	ICM Proposed Budget 2026-27	Proposed $ Increase (Decrease) From FY 2025-26 Approved Budget	Proposed % Increase (Decrease) From FY 2025-26 Approved Budget
59	Botanical/Landscape	5,957	2,265	-	-	-	-	-	-	-	0.00%
60	Minor Tools/Instruments	-	28	-	-	-	-	-	-	-	0.00%
61	Training Supplies	225	2,086	-	-	-	-	-	-	-	0.00%
62	Miscellaneous Occasions Supplies	-	769	-	-	-	-	-	-	-	0.00%
63	Food/Meals	3,026	2,064	1,500	1,708	1,802	600	-	600	(900)	-59.99%
64	Miscellaneous Supplies	-	1,752	-	1,432	1,439	-	-	-	-	0.00%
65	Office Furniture (<$5K)	-	81	-	-	-	-	-	-	-	0.00%
66	Communication Equipment	704	75	2,500	-	-	-	-	-	(2,500)	-100.00%
67	Computer Hardware	7,974	(27)	-	-	-	-	-	-	-	0.00%
68	Grounds Keeping Equipment	5,069	4,202	-	29	29	-	-	-	-	0.00%
69	Facility Maintenance Tools	-	988	-	779	779	-	-	-	-	0.00%
70	Other Field Equipment	18,954	9,749	-	-	-	-	-	-	-	0.00%
71	Other Operational Equipment	1,283	264	-	-	507	-	-	-	-	0.00%
72	Fuel	75,986	47,051	40,000	15,437	25,000	25,000	-	25,000	(15,000)	-37.50%
	3. Commodities	$ 192,403	$ 143,266	$ 100,117	$ 48,337	$ 50,704	$ 54,537	$ -	$ 54,537	$ (45,581)	-45.53%
73	Park Improvements - Waterleaf	-	-	-	15,487	15,487	-	-	-	-	0.00%
74	Park Improvements - Steeplechase	-	-	-	15,487	15,487	-	-	-	-	0.00%
	6. Non-CIP Capital Outlay	$ -	$ -	$ -	$ 30,974	$ 30,974	$ -	$ -	$ -	$ -	0.00%
75	Right-to-Use Lease Assets	$ 82,669	$ 156,964	$ -	$ -	$ -	$ -	$ -	$ -	$ -	0.00%
	7 Principal on Right-to-Use Leases	$ 82,669	$ 156,964	$ -	$ -	$ -	$ -	$ -	$ -	$ -	0.00%
	Total Parks Maintenance & Operations	$ 2,422,797	$ 4,203,178	$ 1,809,419	$ 1,524,786	$ 2,109,051	$ 1,723,165	$ -	$ 1,723,165	$ (86,255)	-4.77%

EXPENDITURES:

Line No.	**PARKS TRAILS**										
1	Regular Full Time Wages	$ -	$ 395,943	$ 210,772	$ 75,932	$ 126,851	$ 231,787	$ -	$ 231,787	$ 21,015	9.97%
2	Overtime Wages	-	5,114	-	-	-	-	-	-	-	0.00%
3	GWI/Merit Increase	-	-	7,761	-	-	-	-	-	(7,761)	-100.00%
4	Longevity Pay	-	990	3,015	1,170	1,170	3,735	-	3,735	720	23.88%
5	Health Insurance Deductible	-	6,750	4,000	1,000	1,000	-	-	-	(4,000)	-100.00%
6	FICA/Social Security	-	29,981	19,029	5,714	7,956	18,017	-	18,017	(1,012)	-5.32%
7	State Unemployment Taxes	-	657	468	199	146	468	-	468	-	0.00%
8	Retirement - TMRS	-	57,429	36,789	11,327	15,754	35,399	-	35,399	(1,390)	-3.78%
9	Health Insurance	-	87,917	59,076	13,507	20,024	68,788	-	68,788	9,712	16.44%
10	Dental Insurance	-	3,332	2,673	500	730	2,656	-	2,656	(17)	-0.64%
11	Life Insurance	-	1,197	1,601	175	258	1,656	-	1,656	55	3.44%
12	ST/LT Disability Insurance	-	1,703	1,375	296	436	1,423	-	1,423	48	3.49%
13	Vision Insurance	-	552	471	94	138	449	-	449	(22)	-4.67%
14	AD&D	-	218	160	9	18	166	-	166	6	3.75%
15	Personnel Vacancy Savings	-	-	(16,946)	-	-	-	-	-	16,946	-100.00%
	1. Personnel	$ -	$ 591,786	$ 330,244	$ 109,923	$ 174,481	$ 364,544	$ -	$ 364,544	$ 34,300	10.39%
16	Travel - Training & Conferences	$ -	$ 3,663	$ 9,926	$ 2,081	$ 2,264	$ 1,500	$ -	$ 1,500	$ (8,426)	-84.89%
17	Memberships and Dues	-	1,421	-	-	-	-	-	-	-	0.00%
18	Subscription and Books	-	1,455	600	402	402	200	-	200	(400)	-66.67%
19	Electrical Repairs	-	220	-	-	-	-	-	-	-	0.00%
20	Misc Facility Repairs/Maint	-	416	-	-	-	-	-	-	-	0.00%
21	Assets, Maintenance, and Equipment	-	-	12,000	10,781	10,781	12,000	-	12,000	-	0.00%
22	Lease Payments - Motor Vehicles	-	11,156	52,800	8,957	15,940	12,800	-	12,800	(40,000)	-75.76%
23	Motor Vehicle Repair/Maint	-	2,386	-	4,276	4,276	-	-	-	-	0.00%
24	Trailers/Light Vehicles M & R	-	675	-	-	-	-	-	-	-	0.00%
25	Truck/Heavy Equipment Repair	-	422	-	-	-	-	-	-	-	0.00%
26	Body Shop Repairs	-	1	-	-	-	-	-	-	-	0.00%
27	Other Equip Maint/Repair	-	4,956	-	-	-	-	-	-	-	0.00%
28	Landscaping/Groundskeeping	-	47,509	9,000	9,016	16	-	-	-	(9,000)	-100.00%
	2. Contractual Services	$ -	$ 74,280	$ 84,326	$ 35,512	$ 33,679	$ 26,500	$ -	$ 26,500	$ (57,826)	-68.57%

City of Kyle, Texas
Fund Summary Budget Status Report
GENERAL FUND (1100)

		Actual 2023-24	Actual 2024-25	Approved Budget 2025-26	Year to Date w/Encumbrance 5/31/2026	Current Year Estimate 2025-26	ICM Proposed Base Budget 2026-27	Supplemental Budget 2026-27	ICM Proposed Budget 2026-27	Proposed $ Increase (Decrease) From FY 2025-26 Approved Budget	Proposed % Increase (Decrease) From FY 2025-26 Approved Budget
29	Uniforms (Buy)	$ -	$ 8,262	$ 4,699	$ 4,126	$ 4,166	$ 800	$ -	$ 800	$ (3,899)	-82.97%
30	Office and Cleaning Supplies	-	5,101	2,334	2,253	2,474	500	-	500	(1,834)	-78.58%
31	Cleaning Supplies	-	143	-	-	-	-	-	-	-	0.00%
32	Cleaning - Paper Products	-	530	-	-	-	-	-	-	-	0.00%
33	Safety Signs and Barricades	-	2,590	-	-	-	-	-	-	-	0.00%
34	Building Materials	-	1,001	-	-	-	-	-	-	-	0.00%
35	Construction/Maintenance Materials	-	-	38,613	6,474	10,261	12,613	-	12,613	(26,000)	-67.33%
36	Sand and Gravel	-	6,433	-	-	-	-	-	-	-	0.00%
37	Electrical/Plumbing Supplies	-	2,982	-	-	-	-	-	-	-	0.00%
38	Miscellaneous Hardware	-	32	-	316	316	-	-	-	-	0.00%
39	City Sponsored Event Supplies	-	221	8,800	2,814	3,682	3,000	-	3,000	(5,800)	-65.91%
40	Medical Supplies	-	122	-	-	-	-	-	-	-	0.00%
41	Chemicals	-	2,553	-	199	199	-	-	-	-	0.00%
42	Pesticides	-	2,445	-	-	-	-	-	-	-	0.00%
43	Botanical/Landscape	-	4,095	28,900	575	1,196	5,000	-	5,000	(23,900)	-82.70%
44	Minor Tools/Instruments	-	568	-	592	592	-	-	-	-	0.00%
45	Miscellaneous Occasions Supplies	-	195	700	534	557	-	-	-	(700)	-100.00%
46	Food/Meals	-	135	-	-	-	-	-	-	-	0.00%
47	Miscellaneous Supplies	-	-	-	270	270	-	-	-	-	0.00%
48	Communication Equipment	-	1,204	2,000	-	-	-	-	-	(2,000)	-100.00%
49	Grounds Keeping Equipment	-	1,071	-	-	-	-	-	-	-	0.00%
50	Facility Maintenance Tools	-	83	-	-	-	-	-	-	-	0.00%
51	Other Field Equipment	-	35,725	-	-	-	-	-	-	-	0.00%
52	Other Operational Equipment	-	4,529	1,000	-	185	-	-	-	(1,000)	-100.00%
53	Fuel	-	9,004	8,500	3,538	6,500	7,500	-	7,500	(1,000)	-11.76%
	3. Commodities	$ -	$ 89,023	$ 95,546	$ 21,692	$ 30,398	$ 29,413	$ -	$ 29,413	$ (66,133)	-69.22%
54	Other Equipment	$ -	$ 46,685	$ -	$ -	$ -	$ -	$ -	$ -	$ -	0.00%
	6. Non-CIP Capital Outlay	$ -	$ 46,685	$ -	$ -	$ -	$ -	$ -	$ -	$ -	0.00%
	Total Parks Trails	$ -	$ 801,774	$ 510,116	$ 167,128	$ 238,558	$ 420,457	$ -	$ 420,457	$ (89,659)	-17.58%

EXPENDITURES:

Line No.	**PARKS CONSERVATION**										
1	Regular Full Time Wages	$ -	$ 5,141	$ 448,135	$ 390,818	$ 587,561	$ 504,918	$ -	$ 504,918	$ 56,783	12.67%
2	Overtime Wages	-	221	25,925	8,171	11,500	12,000	-	12,000	(13,925)	-53.71%
3	GWI/Merit Increase	-	-	15,524	-	-	-	-	-	(15,524)	-100.00%
4	Longevity Pay	-	-	3,015	3,525	3,525	3,195	-	3,195	180	5.97%
5	Health Insurance Deductible	-	-	7,000	11,000	11,000	-	-	-	(7,000)	-100.00%
6	FICA/Social Security	-	403	38,034	30,088	46,966	39,789	-	39,789	1,755	4.61%
7	State Unemployment Taxes	-	2	819	1,859	1,406	936	-	936	117	14.29%
8	Retirement - TMRS	-	774	73,532	58,971	91,832	78,173	-	78,173	4,641	6.31%
9	Health Insurance	-	1,171	108,802	85,722	136,682	137,576	-	137,576	28,774	26.45%
10	Dental Insurance	-	51	4,677	3,445	5,548	5,311	-	5,311	634	13.56%
11	Life Insurance	-	13	3,163	826	1,350	3,547	-	3,547	384	12.14%
12	ST/LT Disability Insurance	-	22	2,750	1,500	2,420	3,099	-	3,099	349	12.69%
13	Vision Insurance	-	9	824	634	1,016	897	-	897	73	8.86%
14	AD&D	-	3	316	65	130	355	-	355	39	12.34%
15	Personnel Vacancy Savings	-	-	(33,425)	-	-	-	-	-	33,425	-100.00%
	1. Personnel	$ -	$ 7,808	$ 699,091	$ 596,624	$ 900,936	$ 789,796	$ -	$ 789,796	$ 90,705	12.97%
16	Travel - Training & Conferences	$ -	$ -	$ 1,845	$ 5,521	$ 6,506	$ 1,845	$ -	$ 1,845	$ -	0.00%
17	Subscription and Books	-	-	1,500	784	866	1,500	-	1,500	-	0.00%
18	Assets, Maintenance, and Equipment	-	-	14,000	5,344	5,626	11,730	-	11,730	(2,270)	-16.21%
19	Motor Vehicle Repair/Maint	-	-	10,000	3,021	3,506	6,715	-	6,715	(3,285)	-32.85%
20	Landscaping/Groundskeeping	-	-	38,177	42,561	23,662	12,912	-	12,912	(25,265)	-66.18%
21	Wildlife Management	-	-	38,800	30,000	4,000	4,000	-	4,000	(34,800)	-89.69%
	2. Contractual Services	$ -	$ -	$ 104,322	$ 87,230	$ 44,166	$ 38,702	$ -	$ 38,702	$ (65,620)	-62.90%

City of Kyle, Texas
Fund Summary Budget Status Report
GENERAL FUND (1100)

		Actual 2023-24	Actual 2024-25	Approved Budget 2025-26	Year to Date w/Encumbrance 5/31/2026	Current Year Estimate 2025-26	ICM Proposed Base Budget 2026-27	Supplemental Budget 2026-27	ICM Proposed Budget 2026-27	Proposed $ Increase (Decrease) From FY 2025-26 Approved Budget	Proposed % Increase (Decrease) From FY 2025-26 Approved Budget
22	Uniforms (Buy)	$ -	$ -	$ 1,556	$ 3,205	$ 3,231	$ 1,556	$ -	$ 1,556	$ -	0.00%
23	Office and Cleaning Supplies	-	-	-	18	18	-	-	-	-	0.00%
24	Bulk Materials	-	-	22,677	2,239	5,401	6,177	-	6,177	(16,500)	-72.76%
25	Pesticides	-	-	8,300	32,998	7,802	4,300	-	4,300	(4,000)	-48.19%
26	Botanical/Landscape	-	-	94,167	10,925	1,727	11,000	-	11,000	(83,167)	-88.32%
27	Communication Equipment	-	-	1,000	-	-	-	-	-	(1,000)	-100.00%
28	Other Field Equipment	-	-	-	188	188	-	-	-	-	0.00%
29	Other Operational Equipment	-	-	6,069	1,864	3,054	2,000	-	2,000	(4,069)	-67.05%
30	Fuel	-	-	6,000	2,865	5,500	6,000	-	6,000	-	0.00%
	3. Commodities	$ -	$ -	$ 139,769	$ 54,302	$ 26,921	$ 31,033	$ -	$ 31,033	$ (108,736)	-77.80%
	Total Parks Conservation	$ -	$ 7,808	$ 943,182	$ 738,157	$ 972,023	$ 859,531	$ -	$ 859,531	$ (83,651)	-8.87%

EXPENDITURES:

Line No.	**SPECIAL EVENTS**										
1	Regular Full Time Wages	$ 82,595	$ 86,743	$ 239,057	$ 185,375	$ 287,013	$ 336,078	$ -	$ 336,078	$ 97,022	40.59%
2	Overtime Wages	-	187	14,500	5,687	8,845	7,600	-	7,600	(6,900)	-47.59%
3	Leave Buy Back Program	-	1,595	-	-	-	-	-	-	-	0.00%
4	GWI/Merit Increase	-	-	6,965	-	-	-	-	-	(6,965)	-100.00%
5	Longevity Pay	195	375	1,210	1,560	1,560	2,250	-	2,250	1,040	85.95%
6	Health Insurance Deductible	1,000	1,070	3,500	4,263	4,263	-	-	-	(3,500)	-100.00%
7	FICA/Social Security	6,364	6,838	20,444	14,727	22,488	26,464	-	26,464	6,021	29.45%
8	State Unemployment Taxes	117	68	410	742	620	585	-	585	176	42.86%
9	Retirement - TMRS	10,993	12,604	39,524	28,235	42,990	51,993	-	51,993	12,469	31.55%
10	Health Insurance	8,988	8,556	38,202	24,908	39,600	85,985	-	85,985	47,783	125.08%
11	Dental Insurance	371	372	2,339	1,201	1,932	3,319	-	3,319	980	41.90%
12	Life Insurance	519	263	1,709	413	664	2,400	-	2,400	692	40.47%
13	ST/LT Disability Insurance	489	340	1,470	712	1,470	2,063	-	2,063	594	40.39%
14	Vision Insurance	92	87	412	242	412	561	-	561	149	36.17%
15	AD&D	52	43	172	31	172	240	-	240	69	39.94%
16	Personnel Vacancy Savings	-	-	(14,190)	-	-	-	-	-	14,190	-100.00%
	1. Personnel	$ 111,777	$ 119,142	$ 355,721	$ 268,095	$ 412,029	$ 519,538	$ -	$ 519,538	$ 163,817	46.05%
17	Travel - Training & Conferences	$ 4,838	$ 1,531	$ 2,125	$ 2,582	$ 2,582	$ 2,125	$ -	$ 2,125	$ -	0.00%
18	Memberships and Dues	660	3,183	6,000	1,636	3,690	1,200	-	1,200	(4,800)	-80.00%
19	Subscription and Books	-	-	-	165	165	-	-	-	-	0.00%
20	Cell Phones/Pagers	-	-	859	-	-	-	-	-	(859)	-100.00%
21	Rental - Storage	3,399	3,764	4,290	1,764	3,136	3,200	-	3,200	(1,090)	-25.41%
22	Credit Card Fees	990	-	2,000	-		-	-	-	(2,000)	-100.00%
23	Outside Printing	900	1,181	-	-	-	-	-	-	-	0.00%
24	Advertising	36,776	59,921	53,200	6,799	8,829	8,000	-	8,000	(45,200)	-84.96%
	2. Contractual Services	$ 47,563	$ 69,579	$ 68,474	$ 12,947	$ 18,402	$ 14,525	$ -	$ 14,525	$ (53,949)	-78.79%
25	Uniforms (Buy)	$ -	$ 1,213	$ 3,764	$ 1,113	$ 1,113	$ 600	$ -	$ 600	$ (3,164)	-84.06%
26	General Office Supplies	-	437	2,803	325	953	500	-	500	(2,303)	-82.16%
27	Postage	-	94	-	-	-	-	-	-	-	0.00%
28	Awards, Plaques & Recognition Supplies	-	-	-	725	725	-	-	-	-	0.00%
29	ShopKyle	909	-	-	-	-	-	-	-	-	0.00%
30	City Sponsored Event Supplies	-	1,875	36,000	25,543	24,563	25,000	-	25,000	(11,000)	-30.56%
31	TexTravaganza	418,037	310,364	314,000	342,121	399,779	250,000	-	250,000	(64,000)	-20.38%
32	Market Days	-	164,172	125,000	112,526	74,636	24,562	-	24,562	(100,438)	-80.35%
33	4th of July Celebration	-	(115)	150,000	57,497	57,308	63,500	-	63,500	(86,500)	-57.67%
34	Movies in the Park/Festivals	-	-	16,000	10,672	10,642	10,700	-	10,700	(5,300)	-33.13%
35	Kyle Field Day	-	-	-	3,952	3,952	-	-	-	-	0.00%
36	Special Events	9,973	14,150	45,000	14,227	11,587	-	-	-	(45,000)	-100.00%
37	Easter Carnival	-	-	30,000	18,472	16,738	23,200	-	23,200	(6,800)	-22.67%
38	Santa/Christmas Expenses	-	-	41,100	34,624	31,137	16,100	-	16,100	(25,000)	-60.83%
39	City Fest	-	1,602	40,000	62,914	62,782	-	-	-	(40,000)	-100.00%
40	Grinch	-	-	35,000	37,849	31,924	32,000	-	32,000	(3,000)	-8.57%
41	Kyle Pie in the Sky	8,315	-	-	-	-	-	-	-	-	0.00%
42	Food/Meals	2,446	8,912	5,250	-	350	-	-	-	(5,250)	-100.00%
43	Miscellaneous Supplies	2,811	3,715	3,500	628	1,383	-	-	-	(3,500)	-100.00%
	3. Commodities	$ 442,490	$ 506,419	$ 847,417	$ 723,188	$ 729,572	$ 446,162	$ -	$ 446,162	$ (401,255)	-47.35%
	Total Special Events	$ 601,829	$ 695,140	$ 1,271,612	$ 1,004,231	$ 1,160,003	$ 980,225	$ -	$ 980,225	$ (291,387)	-22.91%

City of Kyle, Texas
Fund Summary Budget Status Report
GENERAL FUND (1100)

Line No.		Actual 2023-24	Actual 2024-25	Approved Budget 2025-26	Year to Date w/Encumbrance 5/31/2026	Current Year Estimate 2025-26	ICM Proposed Base Budget 2026-27	Supplemental Budget 2026-27	ICM Proposed Budget 2026-27	Proposed $ Increase (Decrease) From FY 2025-26 Approved Budget	Proposed % Increase (Decrease) From FY 2025-26 Approved Budget
EXPENDITURES:											
Line No.	**DACY LANE**										
1	Regular Full Time Wages	$ -	$ -	$ 44,720	$ 13,449	$ 43,706	$ 87,360	$ -	$ 87,360	$ 42,640	95.35%
2	Regular Part Time Wages	-	-	20,000	-	-	-	-	-	(20,000)	-100.00%
3	Health Insurance Deductible	-	-	500	833	500	-	-	-	(500)	-100.00%
4	FICA/Social Security	-	-	3,421	1,012	3,421	6,683	-	6,683	3,262	95.35%
5	State Unemployment Taxes	-	-	59	171	59	117	-	117	59	100.00%
6	Retirement - TMRS	-	-	7,104	1,988	7,104	13,130	-	13,130	6,027	84.84%
7	Health Insurance	-	-	6,921	1,761	6,921	17,197	-	17,197	10,276	148.48%
8	Dental Insurance	-	-	334	78	334	664	-	664	330	98.80%
9	Life Insurance	-	-	323	37	323	631	-	631	308	95.36%
10	ST/LT Disability Insurance	-	-	278	60	278	542	-	542	265	95.32%
11	Vision Insurance	-	-	59	16	59	112	-	112	53	89.83%
12	AD&D	-	-	33	-	33	63	-	63	31	93.85%
	1. Personnel	$ -	$ -	$ 83,750	$ 19,405	$ 62,738	$ 126,499	$ -	$ 126,499	$ 42,749	51.04%
13	Travel - Training & Conferences	$ -	$ -	$ 5,000	$ -	$ -	$ 1,000	$ -	$ 1,000	$ (4,000)	-80.00%
14	Memberships and Dues	-	-	1,500	-	-	500	-	500	(1,000)	-66.67%
15	Cell Phones/Pagers	-	-	1,400	-	-	-	-	-	(1,400)	-100.00%
16	Office Equipment Rental	-	-	4,500	-	-	4,500	-	4,500	-	0.00%
17	Instructor Programs	-	-	5,000	-	-	5,000	-	5,000	-	0.00%
18	Advertising	-	-	2,500	-	-	2,500	-	2,500	-	0.00%
19	Other Contract Services	-	-	7,000	-	-	3,500	-	3,500	(3,500)	-50.00%
	2. Contractual Services	$ -	$ -	$ 26,900	$ -	$ -	$ 17,000	$ -	$ 17,000	$ (9,900)	-36.80%
20	Uniforms (Buy)	$ -	$ -	$ 1,500	$ -	$ -	$ 500	$ -	$ 500	$ (1,000)	-66.67%
21	General Office Supplies	-	-	5,000	-	-	1,500	-	1,500	(3,500)	-70.00%
22	City Sponsored Event Supplies	-	-	5,000	-	-	3,500	-	3,500	(1,500)	-30.00%
23	Recreation Program Expense	-	-	10,000	-	-	10,000	-	10,000	-	0.00%
24	Food/Meals	-	-	1,500	-	-	1,500	-	1,500	-	0.00%
25	Miscellaneous Supplies	-	-	2,500	-	-	-	-	-	(2,500)	-100.00%
	3. Commodities	$ -	$ -	$ 25,500	$ -	$ -	$ 17,000	$ -	$ 17,000	$ (8,500)	-33.33%
	Total Dacy Lane	$ -	$ -	$ 136,150	$ 19,405	$ 62,738	$ 160,499	$ -	$ 160,499	$ 24,349	17.88%
	Total Parks & Recreation	$ 4,878,889	$ 8,554,776	$ 7,355,919	$ 4,875,067	$ 6,915,668	$ 5,816,866	$ -	$ 5,816,866	$ (2,017,079)	-27.42%

City of Kyle, Texas
Fund Summary Budget Status Report
GENERAL FUND (1100)

Line No.		Actual 2023-24	Actual 2024-25	Approved Budget 2025-26	Year to Date w/Encumbrance 5/31/2026	Current Year Estimate 2025-26	ICM Proposed Base Budget 2026-27	Supplemental Budget 2026-27	ICM Proposed Budget 2026-27	Proposed $ Increase (Decrease) From FY 2025-26 Approved Budget	Proposed % Increase (Decrease) From FY 2025-26 Approved Budget
EXPENDITURES:											
Line No.	**LIBRARY SERVICES**										
1	Regular Full Time Wages	$ 615,656	$ 959,092	$ 934,736	$ 680,769	$ 896,634	$ 818,145	$ -	$ 818,145	$ (116,591)	-12.47%
2	Regular Part Time Wages	66,664	7,915	44,132	-	-	95,287	-	95,287	51,155	115.91%
3	Overtime Wages	1,562	835	1,700	1,021	1,334	1,400	-	1,400	(300)	-17.65%
4	Leave Buy Back Program	-	8,597	-	4,909	4,909	-	-	-	-	0.00%
5	GWI/Merit Increase	-	-	32,713	-	-	-	-	-	(32,713)	-100.00%
6	Longevity Pay	8,715	10,020	11,445	8,295	8,295	9,825	-	9,825	(1,620)	-14.15%
7	Car Allowance	3,264	9,860	10,500	6,608	10,500	6,000	-	6,000	(4,500)	-42.86%
8	Language Incentive	2,715	1,897	1,800	1,136	1,440	2,704	-	2,704	904	50.22%
9	Health Insurance Deductible	10,417	15,750	11,500	11,833	11,833	-	-	-	(11,500)	-100.00%
10	FICA/Social Security	53,012	75,980	79,355	53,033	80,052	71,402	-	71,402	(7,953)	-10.02%
11	State Unemployment Taxes	1,755	1,226	1,931	2,618	2,032	1,521	-	1,521	(410)	-21.21%
12	Retirement - TMRS	81,587	136,549	148,849	99,438	150,080	110,396	-	110,396	(38,453)	-25.83%
13	Health Insurance	91,659	124,934	143,733	99,302	153,852	154,772	-	154,772	11,039	7.68%
14	Dental Insurance	3,799	5,655	7,684	3,972	6,230	5,975	-	5,975	(1,709)	-22.24%
15	Life Insurance	3,710	2,651	5,595	1,340	2,112	4,526	-	4,526	(1,069)	-19.10%
16	ST/LT Disability Insurance	3,554	3,653	4,969	2,344	3,678	3,970	-	3,970	(999)	-20.10%
17	Vision Insurance	759	1,094	1,354	764	1,204	1,009	-	1,009	(345)	-25.48%
18	AD&D	376	457	559	98	196	453	-	453	(106)	-18.96%
19	Personnel Vacancy Savings	-	-	(62,874)	-	-	-	-	-	62,874	-100.00%
	1. Personnel	$ 949,204	$ 1,366,165	$ 1,379,680	$ 977,480	$ 1,334,381	$ 1,287,385	$ -	$ 1,287,385	$ (92,295)	-6.69%
20	Travel - Training & Conferences	$ 6,696	$ 6,991	$ 6,000	$ 2,826	$ 3,853	$ 2,900	$ -	$ 2,900	$ (3,100)	-51.67%
21	Mileage - Reimbursement	67	270	500	281	281	500	-	500	-	0.00%
22	Memberships and Dues	1,614	965	2,000	1,249	1,250	1,250	-	1,250	(750)	-37.50%
23	Motor Vehicle Repair/Maint	-	-	2,050	-	-	-	-	-	(2,050)	-100.00%
24	Motor Vehicle Repair/Maint	-	91	-	27	27	-	-			
25	Office Equipment Rental	6,810	6,852	7,200	3,942	5,075	7,200	-	7,200	-	0.00%
26	Rental - Storage	-	389	1,100	366	500	-	-	-	(1,100)	-100.00%
27	Records Storage	27	79	-	154	154	500	-	500	500	0.00%
28	Legal Services	315	-	-	-	-	-	-	-	-	0.00%
29	Credit Card Fees	295	428	300	297	362	300	-	300	-	0.00%
30	Library Programs	15,132	17,501	30,000	10,707	14,165	15,000	-	15,000	(15,000)	-50.00%
31	Delivery/Courier Service	20	2,900	-	-	-	-	-	-	-	0.00%
32	Advertising	6,565	7,281	7,200	1,668	1,668	4,200	-	4,200	(3,000)	-41.67%
33	Other Contract Services - Library Master Plan	-	61,374	77,596	51,251	51,521	-	-	-	(77,596)	-100.00%
34	IT Software/System Fees	18,716	1,107	-	-	-	-	-	-	-	0.00%
35	Services - Employee Recruitment	34,737	-	-	-	-	-	-	-	-	0.00%
	2. Contractual Services	$ 90,994	$ 106,226	$ 133,946	$ 72,768	$ 78,856	$ 31,850	$ -	$ 31,850	$ (102,096)	-76.22%
36	Uniforms (Buy)	$ 221	$ 2,624	$ 6,300	$ 958	$ 1,956	$ 2,300	$ -	$ 2,300	$ (4,000)	-63.49%
37	General Office Supplies	13,980	21,106	16,000	8,904	11,996	9,000	-	9,000	(7,000)	-43.75%
38	Postage	1,314	1,971	1,000	821	821	1,000	-	1,000	-	0.00%
39	City Sponsored Event Supplies	539	952	800	4,180	4,180	800	-	800	-	0.00%
40	Medical Supplies	100	-	-	-	-	-	-	-	-	0.00%
41	Food/Meals	1,031	3,147	3,000	2,394	3,021	3,000	-	3,000	-	0.00%
42	Periodicals	5,267	1,826	3,250	2,858	2,858	2,858	-	2,858	(392)	-12.06%
43	Library Books	70,165	38,810	49,000	48,525	49,278	49,000	-	49,000	-	0.00%
44	Books on CD/Movies	4,898	685	2,000	1,096	1,139	1,500	-	1,500	(500)	-25.00%
45	E-Books	33,428	32,799	39,800	27,751	28,251	37,300	-	37,300	(2,500)	-6.28%
46	Library Collections	-	9,245	5,200	2,210	4,794	5,200	-	5,200	-	0.00%
47	Office Furniture (<$5K)	-	72,150	43,675	44,400	45,059	43,675	-	43,675	-	0.00%
48	Computer Hardware	2,396	7,182	13,905	1,819	1,819	1,819	-	1,819	(12,086)	-86.92%
49	General Electronic Equipment	55	4,597	2,250	77	77	250	-	250	(2,000)	-88.89%
50	Fuel	-	124	3,000	142	300	500	-	500	(2,500)	-83.33%
	3. Commodities	$ 133,396	$ 197,215	$ 189,180	$ 146,135	$ 155,549	$ 158,202	$ -	$ 158,202	$ (30,978)	-16.37%
51	Office Furniture (>$5K)	$ 5,183	$ -	$ -	$ -	$ -	$ -	$ -	$ -	$ -	0.00%
	6. Non-CIP Capital Outlay	$ 5,183	$ -	$ -	$ -	$ -	$ -	$ -	$ -	$ -	0.00%
	Total Library Services	$ 1,178,777	$ 1,669,606	$ 1,702,806	$ 1,196,383	$ 1,568,786	$ 1,477,437	$ -	$ 1,477,437	$ (225,369)	-13.24%

City of Kyle, Texas
Fund Summary Budget Status Report
GENERAL FUND (1100)

Line No.		Actual 2023-24	Actual 2024-25	Approved Budget 2025-26	Year to Date w/Encumbrance 5/31/2026	Current Year Estimate 2025-26	ICM Proposed Base Budget 2026-27	Supplemental Budget 2026-27	ICM Proposed Budget 2026-27	Proposed $ Increase (Decrease) From FY 2025-26 Approved Budget	Proposed % Increase (Decrease) From FY 2025-26 Approved Budget
EXPENDITURES:											
Line No.	**OFFICE OF THE POLICE CHIEF**										
1	Regular Full Time Wages	$ 428,985	$ 732,645	$ 545,552	$ 561,863	$ 851,020	$ 1,474,022	$ -	$ 1,474,022	$ 928,470	170.19%
2	Temporary/Seasonal Wages	28,616	-	-	-	-	-	-	-	-	0.00%
3	Overtime Wages	1,028	30,407	-	60,470	88,478	2,000	-	2,000	2,000	0.00%
4	Leave Buy Back Program	-	60,531	-	77,257	77,257	-	-	-	-	0.00%
5	Meet And Confer (Civil Service Only)	-	-	1,200,000	-	-	411,000	-	411,000	(789,000)	-65.75%
6	GWI/Merit Increase	-	-	18,899	-	-	-	-	-	(18,899)	-100.00%
7	Longevity Pay	6,750	11,055	7,665	11,370	11,370	24,030	-	24,030	16,365	213.50%
8	Car Allowance	6,033	9,860	6,000	6,781	10,330	10,500	-	10,500	4,500	75.00%
9	Language Incentive	1,810	1,805	3,600	609	1,218	-	-	-	(3,600)	-100.00%
10	Certification Incentive	225	5,343	-	5,067	7,854	7,800	-	7,800	7,800	0.00%
11	Education Incentive	-	2,381	-	3,274	4,988	7,800	-	7,800	7,800	0.00%
12	Health Insurance Deductible	2,417	5,000	4,000	7,226	7,226	-	-	-	(4,000)	-100.00%
13	FICA/Social Security	32,323	58,034	44,501	47,669	74,082	116,751	-	116,751	72,250	162.36%
14	State Unemployment Taxes	921	316	468	1,147	844	1,053	-	1,053	585	125.00%
15	Retirement - TMRS	59,000	122,446	86,036	105,343	168,692	229,381	-	229,381	143,345	166.61%
16	Health Insurance	35,625	76,959	60,580	62,490	100,332	154,772	-	154,772	94,192	155.48%
17	Dental Insurance	1,416	2,689	2,673	2,217	3,566	5,975	-	5,975	3,302	123.53%
18	Life Insurance	1,567	1,665	2,496	936	1,508	5,525	-	5,525	3,029	121.35%
19	ST/LT Disability Insurance	1,642	2,358	2,308	1,591	2,564	5,235	-	5,235	2,927	126.82%
20	Vision Insurance	289	518	471	410	664	1,009	-	1,009	538	114.23%
21	AD&D	152	281	250	69	138	552	-	552	302	120.80%
22	Personnel Vacancy Savings	-	-	(36,833)	-	-	-	-	-	36,833	-100.00%
	1. Personnel	$ 608,798	$ 1,124,293	$ 1,948,666	$ 955,790	$ 1,412,131	$ 2,457,405	$ -	$ 2,457,405	$ 508,739	26.11%
23	Travel - Training & Conferences	$ 4,951	$ 18,518	$ 5,118	$ 7,676	$ 10,136	$ 5,118	$ -	$ 5,118	$ -	0.00%
24	Mileage - Reimbursement	-	-	5,000	-	-	-	-	-	(5,000)	-100.00%
25	Memberships and Dues	1,438	647	3,000	785	2,755	1,500	-	1,500	(1,500)	-50.00%
26	Subscription and Books	950	459	1,000	217	230	500	-	500	(500)	-50.00%
27	Cell Phones/Pagers	8,069	-	-	-	-	-	-	-	-	0.00%
28	Radio Service/Lease	-	-	1,500	-	-	1,500	-	1,500	-	0.00%
29	Lease Payments - Motor Vehicles	(508,025)	(975,477)	-	42,354	63,569	-	-	-	-	0.00%
30	Motor Vehicle Repair/Maint	(11,585)	-	-	-	-	-	-	-	-	0.00%
31	Equipment Maint - Motorcycles	(1,250)	-	-	-	-	-	-	-	-	0.00%
32	Computer Equip Maint/Repair	(450)	-	-	-	-	-	-	-	-	0.00%
33	Office Equipment Rental	(427)	-	-	-	-	-	-	-	-	0.00%
34	Records Storage	2,734	2,554	-	1,344	1,334	-	-	-	-	0.00%
35	Legal Services	5,331	-	-	-	-	-	-	-	-	0.00%
36	Other Professional Services	(140)	-	-	-	-	-	-	-	-	0.00%
37	Credit Card Fees	2,365	3,377	-	2,000	2,000	-	-	-	-	0.00%
38	Outside Printing	-	-	-	185	185	-	-	-	-	0.00%
39	Delivery/Courier Service	260	454	-	159	171	-	-	-	-	0.00%
40	IT Software/System Fees	-	-	-	603	603	-	-	-	-	0.00%
41	Services - Staffing Study	92,893	-	-	-	-	-	-	-	-	0.00%
42	Services - Towing	(1,250)	-	-	-	-	-	-	-	-	0.00%
43	Services - Hays Co Womens Center	15,000	30,000	30,000	30,000	30,000	30,000	-	30,000	-	0.00%
	2. Contractual Services	$ (389,137)	$ (919,468)	$ 45,618	$ 85,323	$ 110,983	$ 38,618	$ -	$ 38,618	$ (7,000)	-15.34%
44	Uniforms (Buy)	$ 1,795	$ 5,188	$ 4,500	$ 929	$ 999	$ 1,500	$ -	$ 1,500	$ (3,000)	-66.67%
45	General Office Supplies	1,513	2,026	1,175	1,336	1,343	1,175	-	1,175	-	0.00%
46	Postage	6,758	2,604	-	1,084	2,480	-	-	-	-	0.00%
47	City Sponsored Event Supplies	-	406	-	-	-	-	-	-	-	0.00%
48	Medical Supplies	274	151	139	115	115	139	-	139	-	0.00%
49	Minor Tools/Instruments	-	3,611	-	-	-	-	-	-	-	0.00%
50	Food/Meals	1,666	681	-	85	85	-	-	-	-	0.00%
51	Miscellaneous Supplies	-	(99)	-	101	101	-	-	-	-	0.00%
52	Investigative Supplies	52	-	-	-	-	-	-	-	-	0.00%
53	Less Lethal	5,305	3,846	-	-	-	-	-	-	-	0.00%
54	Computer Hardware	3,067	-	-	-	-	-	-	-	-	0.00%
55	Fuel	1,004	2,815	3,176	1,192	2,710	3,176	-	3,176	0	0.01%
	3. Commodities	$ 21,434	$ 21,229	$ 8,989	$ 4,843	$ 7,833	$ 5,989	$ -	$ 5,989	$ (3,000)	-33.37%

City of Kyle, Texas
Fund Summary Budget Status Report
GENERAL FUND (1100)

		Actual 2023-24	Actual 2024-25	Approved Budget 2025-26	Year to Date w/Encumbrance 5/31/2026	Current Year Estimate 2025-26	ICM Proposed Base Budget 2026-27	Supplemental Budget 2026-27	ICM Proposed Budget 2026-27	Proposed $ Increase (Decrease) From FY 2025-26 Approved Budget	Proposed % Increase (Decrease) From FY 2025-26 Approved Budget
56	Right-to-Use Lease Assets	$ 1,287,809	$ 2,445,168	$ -	$ -	$ -	$ -	$ -	$ -	$ -	0.00%
	7 Principal on Right-to-Use Leases	$ 1,287,809	$ 2,445,168	$ -	$ -	$ -	$ -	$ -	$ -	$ -	0.00%
57	Transfer Out - Victims Coordinator Match	$ 22,500	$ 30,983	$ -	$ -	$ -	$ -	$ -	$ -	$ -	0.00%
	8. Transfers	$ 22,500	$ 30,983	$ -	$ -	$ -	$ -	$ -	$ -	$ -	0.00%
	Total Office of the Police Chief	$ 1,551,404	$ 2,702,206	$ 2,003,272	$ 1,045,956	$ 1,530,947	$ 2,502,012	$ -	$ 2,502,012	$ 498,740	24.90%
EXPENDITURES:											
Line No.	**PROFESSIONAL STANDARDS BUREAU**										
1	Regular Full Time Wages	$ -	$ 1,392	$ 145,034	$ 110,330	$ 169,191	$ -	$ -	$ -	$ (145,034)	-100.00%
2	Overtime Wages	-	-	4,250	1,539	1,999	-	-	-	(4,250)	-100.00%
3	Leave Buy Back Program	-	-	-	9,468	9,468	-	-	-	-	0.00%
4	Longevity Pay	-	-	2,985	2,985	2,985	-	-	-	(2,985)	-100.00%
5	Certification Incentive	-	13	1,560	1,007	1,534	-	-	-	(1,560)	-100.00%
6	Health Insurance Deductible	-	-	1,000	1,000	1,000	-	-	-	(1,000)	-100.00%
7	FICA/Social Security	-	107	11,825	9,519	14,982	-	-	-	(11,825)	-100.00%
8	State Unemployment Taxes	-	-	117	171	126	-	-	-	(117)	-100.00%
9	Retirement - TMRS	-	203	22,862	18,354	28,796	-	-	-	(22,862)	-100.00%
10	Health Insurance	-	83	10,429	6,041	9,592	-	-	-	(10,429)	-100.00%
11	Dental Insurance	-	4	668	296	474	-	-	-	(668)	-100.00%
12	Life Insurance	-	2	720	157	250	-	-	-	(720)	-100.00%
13	ST/LT Disability Insurance	-	4	700	273	432	-	-	-	(700)	-100.00%
14	Vision Insurance	-	1	118	60	96	-	-	-	(118)	-100.00%
15	AD&D	-	0	72	11	22	-	-	-	(72)	-100.00%
16	Personnel Vacancy Savings	-	-	(9,508)	-	-	-	-	-	9,508	-100.00%
	1. Personnel	$ -	$ 1,809	$ 192,833	$ 161,210	$ 240,947	$ -	$ -	$ -	$ (192,833)	-100.00%
	Total Professional Standards Bureau	$ -	$ 1,809	$ 192,833	$ 161,210	$ 240,947	$ -	$ -	$ -	$ (192,833)	-100.00%
EXPENDITURES:											
Line No.	**CIB - CRIMINAL INVESTIGATIONS DIVISION**										
1	Regular Full Time Wages	$ 578,721	$ 783,878	$ 725,706	$ 596,678	$ 921,275	$ 814,907	$ -	$ 814,907	$ 89,201	12.29%
2	Overtime Wages	34,030	58,612	4,675	44,810	67,114	63,250	-	63,250	58,575	1252.94%
3	Leave Buy Back Program	-	51,993	-	71,030	71,030	-	-	-	-	0.00%
4	Longevity Pay	9,639	13,005	12,456	14,301	14,301	13,170	-	13,170	714	5.73%
5	Language Incentive	1,961	1,955	1,950	659	1,318	-	-	-	(1,950)	-100.00%
6	Certification Incentive	10,076	10,157	7,176	7,001	10,666	10,140	-	10,140	2,964	41.30%
7	Education Incentive	31	5,854	3,900	3,828	5,832	5,590	-	5,590	1,690	43.33%
8	Health Insurance Deductible	5,200	7,617	7,200	8,200	8,200	-	-	-	(7,200)	-100.00%
9	FICA/Social Security	47,384	70,174	57,887	55,902	88,342	69,390	-	69,390	11,503	19.87%
10	State Unemployment Taxes	608	409	842	1,402	1,034	819	-	819	(23)	-2.73%
11	Retirement - TMRS	84,268	130,962	111,914	108,091	170,348	136,331	-	136,331	24,417	21.82%
12	Health Insurance	71,295	80,840	88,114	63,474	99,510	120,379	-	120,379	32,265	36.62%
13	Dental Insurance	3,043	3,804	4,811	2,657	4,234	4,647	-	4,647	(164)	-3.41%
14	Life Insurance	3,599	2,250	4,663	1,159	1,846	4,666	-	4,666	3	0.06%
15	ST/LT Disability Insurance	3,315	3,045	4,202	1,977	3,140	4,292	-	4,292	90	2.14%
16	Vision Insurance	620	730	848	507	806	785	-	785	(63)	-7.43%
17	AD&D	359	383	466	80	160	467	-	467	1	0.21%
18	Personnel Vacancy Savings	-	-	(49,181)	-	-	-	-	-	49,181	-100.00%
	1. Personnel	$ 854,149	$ 1,225,667	$ 987,629	$ 981,756	$ 1,469,156	$ 1,248,833	$ -	$ 1,248,833	$ 261,204	26.45%
19	Travel - Training & Conferences	$ 6,473	$ 3,585	$ 7,503	$ 970	$ 1,970	$ 5,000	$ -	$ 5,000	$ (2,503)	-33.36%
20	Memberships and Dues	-	100	500	330	330	330	-	330	(170)	-34.00%
21	Subscription and Books	-	-	800	-	-	-	-	-	(800)	-100.00%
22	Cell Phones/Pagers	125	-	-	-	-	-	-	-	-	0.00%
23	Radio Service/Lease	-	-	8,250	-	-	8,250	-	8,250	-	0.00%
24	Lease Payments - Motor Vehicles	41,628	92,806	148,778	76,427	115,465	120,000	-	120,000	(28,778)	-19.34%
25	Services - Investigations	3,288	2,872	5,000	693	770	1,000	-	1,000	(4,000)	-80.00%
	2. Contractual Services	$ 51,514	$ 99,364	$ 170,831	$ 78,420	$ 118,535	$ 134,580	$ -	$ 134,580	$ (36,251)	-21.22%
26	Uniforms (Buy)	$ 8,402	$ 6,951	$ 6,300	$ 1,357	$ 1,357	$ 3,000	$ -	$ 3,000	$ (3,300)	-52.38%
27	General Office Supplies	1,528	4,748	6,461	366	387	1,000	-	1,000	(5,461)	-84.52%
28	Medical Supplies	952	494	762	208	208	262	-	262	(500)	-65.60%

City of Kyle, Texas
Fund Summary Budget Status Report
GENERAL FUND (1100)

		Actual 2023-24	Actual 2024-25	Approved Budget 2025-26	Year to Date w/Encumbrance 5/31/2026	Current Year Estimate 2025-26	ICM Proposed Base Budget 2026-27	Supplemental Budget 2026-27	ICM Proposed Budget 2026-27	Proposed $ Increase (Decrease) From FY 2025-26 Approved Budget	Proposed % Increase (Decrease) From FY 2025-26 Approved Budget
29	Minor Tools/Instruments	-	549	-	-	-	-	-	-	-	0.00%
30	Food/Meals	-	251	-	-	-	-	-	-	-	0.00%
31	Investigative Supplies	15,992	11,847	27,764	4,301	5,000	15,000	-	15,000	(12,764)	-45.97%
32	Photographic Equipment	14	633	-	-	-	-	-	-	-	0.00%
33	Computer Hardware	4,412	-	-	-	-	-	-	-	-	0.00%
34	Computer Software	7,903	-	-	-	-	-	-	-	-	0.00%
35	Other Operational Equipment	251	-	-	-	-	-	-	-	-	0.00%
36	Fuel	8,456	10,042	17,467	4,404	10,000	10,000	-	10,000	(7,467)	-42.75%
	3. Commodities	$ 47,909	$ 35,516	$ 58,754	$ 10,636	$ 16,952	$ 29,262	$ -	$ 29,262	$ (29,492)	-50.20%
	Total CIB - Criminal Investigations Division	$ 953,572	$ 1,360,547	$ 1,217,213	$ 1,070,812	$ 1,604,643	$ 1,412,675	$ -	$ 1,412,675	$ 195,461	16.06%

EXPENDITURES:

Line No.	**CIB - NARCOTICS DIVISION**										
1	Regular Full Time Wages	$ 61,442	$ 27,687	$ 29,007	$ 22,153	$ 47,702	$ 280,605	$ -	$ 280,605	$ 251,598	867.37%
2	Overtime Wages	5,512	1,026	-	699	1,450	950	-	950	950	0.00%
3	Leave Buy Back Program	-	4,046	-	5,050	5,050	-	-	-	-	0.00%
4	Longevity Pay	1,749	480	546	516	516	2,145	-	2,145	1,599	292.86%
5	Certification Incentive	961	344	156	201	306	2,340	-	2,340	2,184	1400.00%
6	Education Incentive	-	250	-	218	332	-	-	-	-	0.00%
7	Health Insurance Deductible	1,200	200	200	200	200	-	-	-	(200)	-100.00%
8	FICA/Social Security	5,331	2,593	2,273	2,125	3,362	21,882	-	21,882	19,609	862.69%
9	State Unemployment Taxes	140	13	23	34	26	351	-	351	328	1426.09%
10	Retirement - TMRS	9,231	4,785	4,394	4,224	-	42,992	-	42,992	38,598	878.43%
11	Health Insurance	5,857	1,882	2,086	1,201	-	51,591	-	51,591	49,505	2373.20%
12	Dental Insurance	313	99	134	59	94	1,992	-	1,992	1,858	1386.57%
13	Life Insurance	332	69	209	31	50	1,080	-	1,080	871	416.75%
14	ST/LT Disability Insurance	346	99	178	57	90	1,050	-	1,050	872	489.89%
15	Vision Insurance	61	19	24	12	20	336	-	336	312	1300.00%
16	AD&D	33	12	21	2	4	108	-	108	87	414.29%
17	Personnel Vacancy Savings	-	-	(1,888)	-	-	-	-	-	1,888	-100.00%
	1. Personnel	$ 92,510	$ 43,604	$ 37,363	$ 36,783	$ 59,202	$ 407,422	$ -	$ 407,422	$ 370,059	990.44%
18	Travel - Training & Conferences	$ 776	$ -	$ 1,364	$ 2,128	$ 2,254	$ 1,364	$ -	$ 1,364	$ -	0.00%
19	Radio Service/Lease	-	-	1,500	-	-	1,500	-	1,500	-	0.00%
20	Lease Payments - Motor Vehicles	-	-	18,000	-	-	-	-	-	(18,000)	-100.00%
21	Services - Hays County Drug Seizure Testing	-	-	5,000	11,531	11,531	5,000	-	5,000	-	0.00%
	2. Contractual Services	$ 776	$ -	$ 25,864	$ 13,659	$ 13,785	$ 7,864	$ -	$ 7,864	$ (18,000)	-69.59%
22	Uniforms (Buy)	$ 288	$ 3,872	$ 1,800	$ 1,949	$ 1,949	$ 1,800	$ -	$ 1,800	$ -	0.00%
23	General Office Supplies	571	80	1,175	208	208	208	-	208	(967)	-82.32%
24	Medical Supplies	285	67	139	23	23	39	-	39	(100)	-72.16%
25	Fuel	1,791	693	3,176	2,224	6,167	2,500	-	2,500	(676)	-21.29%
	3. Commodities	$ 2,934	$ 4,712	$ 6,289	$ 4,405	$ 8,347	$ 4,546	$ -	$ 4,546	$ (1,743)	-27.71%
	Total CIB - Narcotics Division	$ 96,220	$ 48,316	$ 69,516	$ 54,847	$ 81,334	$ 419,832	$ -	$ 419,832	$ 350,316	503.93%

City of Kyle, Texas
Fund Summary Budget Status Report
GENERAL FUND (1100)

Line No.		Actual 2023-24	Actual 2024-25	Approved Budget 2025-26	Year to Date w/Encumbrance 5/31/2026	Current Year Estimate 2025-26	ICM Proposed Base Budget 2026-27	Supplemental Budget 2026-27	ICM Proposed Budget 2026-27	Proposed $ Increase (Decrease) From FY 2025-26 Approved Budget	Proposed % Increase (Decrease) From FY 2025-26 Approved Budget
EXPENDITURES:											
Line No.	**CIB - FORENSICS & EVIDENCE DIVISION**										
1	Regular Full Time Wages	$ 149,942	$ 227,872	$ 265,954	$ 179,123	$ 274,568	$ 245,155	$ -	$ 245,155	$ (20,799)	-7.82%
2	Overtime Wages	4,912	15,595	1,275	5,503	7,631	7,400	-	7,400	6,125	480.39%
3	Leave Buy Back Program	-	4,046	-	6,675	6,675	-	-	-	-	0.00%
4	GWI/Merit Increase	-	-	8,208	-	-	-	-	-	(8,208)	-100.00%
5	Longevity Pay	2,919	3,315	3,741	3,711	3,711	3,870	-	3,870	129	3.45%
6	Certification Incentive	241	344	156	201	306	-	-	-	(156)	-100.00%
7	Education Incentive	-	250	-	218	332	-	-	-	-	0.00%
8	Health Insurance Deductible	2,200	3,117	3,200	3,200	3,200	-	-	-	(3,200)	-100.00%
9	FICA/Social Security	11,546	18,363	21,386	14,178	22,016	19,617	-	19,617	(1,769)	-8.27%
10	State Unemployment Taxes	257	202	374	547	404	351	-	351	(23)	-6.15%
11	Retirement - TMRS	20,978	35,793	41,347	28,641	44,482	38,541	-	38,541	(2,806)	-6.79%
12	Health Insurance	31,679	49,352	58,638	36,891	58,260	51,591	-	51,591	(7,047)	-12.02%
13	Dental Insurance	1,081	1,613	2,138	1,209	1,910	1,992	-	1,992	(146)	-6.83%
14	Life Insurance	962	653	1,898	381	602	1,752	-	1,752	(146)	-7.69%
15	ST/LT Disability Insurance	908	909	1,632	642	1,012	1,505	-	1,505	(127)	-7.78%
16	Vision Insurance	219	296	377	183	284	336	-	336	(41)	-10.88%
17	AD&D	96	116	190	24	48	175	-	175	(15)	-7.89%
18	Personnel Vacancy Savings	-	-	(19,366)	-	-	-	-	-	19,366	-100.00%
	1. Personnel	$ 227,940	$ 361,834	$ 391,148	$ 281,328	$ 425,441	$ 372,285	$ -	$ 372,285	$ (18,863)	-4.82%
19	Travel - Training & Conferences	$ 5,080	$ 10,108	$ 3,989	$ 3,263	$ 3,263	$ 3,263	$ -	$ 3,263	$ (726)	-18.20%
20	Memberships and Dues	-	-	100	-	-	-	-	-	(100)	-100.00%
	2. Contractual Services	$ 5,080	$ 10,108	$ 4,089	$ 3,263	$ 3,263	$ 3,263	$ -	$ 3,263	$ (826)	-20.20%
21	Uniforms (Buy)	$ 257	$ 2,381	$ 900	$ 270	$ 270	$ 500	$ -	$ 500	$ (400)	-44.44%
22	General Office Supplies	1,369	1,203	1,175	441	441	441	-	441	(734)	-62.49%
23	Medical Supplies	285	102	139	69	69	100	-	100	(39)	-28.14%
24	Minor Tools/Instruments	-	7,745	-	-	-	-	-	-	-	0.00%
25	Miscellaneous Supplies	-	77	-	-	-	-	-	-	-	0.00%
26	Investigative Supplies	-	154	-	27	27	-	-	-	-	0.00%
27	Computer Hardware	459	-	-	-	-	-	-	-	-	0.00%
28	Instruments/Apparatus	14,217	9,004	-	-	-	-	-	-	-	0.00%
29	Other Office Equipment	-	1,629	-	-	-	-	-	-	-	0.00%
30	Equipment - Bicycle Accessories	-	18	-	-	-	-	-	-	-	0.00%
31	Fuel	1,153	1,227	3,176	997	1,713	3,176	-	3,176	-	0.00%
	3. Commodities	$ 17,740	$ 23,540	$ 5,389	$ 1,805	$ 2,520	$ 4,216	$ -	$ 4,216	$ (1,173)	-21.77%
	Total CIB - Forensics & Evidence Division	$ 250,760	$ 395,481	$ 400,626	$ 286,396	$ 431,224	$ 379,764	$ -	$ 379,764	$ (20,862)	-5.21%
EXPENDITURES:											
Line No.	**CIB - VICTIM SERVICES DIVISION**										
1	Regular Full Time Wages	$ 110,975	$ 116,799	$ 175,488	$ 81,725	$ 125,847	$ 162,323	$ -	$ 162,323	$ (13,165)	-7.50%
2	Overtime Wages	1,682	1,779	850	765	1,383	1,000	-	1,000	150	17.65%
3	Leave Buy Back Program	-	4,046	-	5,050	5,050	-	-	-	-	0.00%
4	GWI/Merit Increase	-	-	5,074	-	-	-	-	-	(5,074)	-100.00%
5	Longevity Pay	1,974	2,190	2,436	2,406	2,406	2,325	-	2,325	(111)	-4.56%
6	Certification Incentive	241	344	156	201	306	-	-	-	(156)	-100.00%
7	Education Incentive	-	250	-	218	332	-	-	-	-	0.00%
8	Health Insurance Deductible	1,200	1,200	2,200	1,200	1,200	-	-	-	(2,200)	-100.00%
9	FICA/Social Security	8,758	9,525	14,088	6,743	10,518	12,672	-	12,672	(1,416)	-10.05%
10	State Unemployment Taxes	140	76	257	205	152	234	-	234	(23)	-8.95%
11	Retirement - TMRS	15,250	17,747	27,236	13,240	20,600	24,897	-	24,897	(2,339)	-8.59%
12	Health Insurance	10,785	11,292	22,944	7,555	22,944	34,394	-	34,394	11,450	49.90%
13	Dental Insurance	548	641	1,470	429	1,470	1,328	-	1,328	(142)	-9.66%
14	Life Insurance	704	386	1,253	180	286	1,159	-	1,159	(94)	-7.50%
15	ST/LT Disability Insurance	671	517	1,077	298	1,077	996	-	996	(81)	-7.52%
16	Vision Insurance	111	124	259	78	124	224	-	224	(35)	-13.51%
17	AD&D	71	65	125	12	24	116	-	116	(9)	-7.20%
18	Personnel Vacancy Savings	-	-	(11,988)	-	-	-	-	-	11,988	-100.00%
	1. Personnel	$ 153,109	$ 166,978	$ 242,925	$ 120,305	$ 193,719	$ 241,668	$ -	$ 241,668	$ (1,257)	-0.52%

City of Kyle, Texas
Fund Summary Budget Status Report
GENERAL FUND (1100)

		Actual 2023-24	Actual 2024-25	Approved Budget 2025-26	Year to Date w/Encumbrance 5/31/2026	Current Year Estimate 2025-26	ICM Proposed Base Budget 2026-27	Supplemental Budget 2026-27	ICM Proposed Budget 2026-27	Proposed $ Increase (Decrease) From FY 2025-26 Approved Budget	Proposed % Increase (Decrease) From FY 2025-26 Approved Budget
19	Travel - Training & Conferences	$ 196	$ 1,245	$ 1,364	$ 648	$ 648	$ 1,364	$ -	$ 1,364	$ (0)	-0.01%
20	Memberships and Dues	443	-	100	-	-	-	-	-	(100)	-100.00%
21	Services - Consulting (DPS Lab)	-	-	20,000	-	-	20,000	-	20,000	-	0.00%
	2. Contractual Services	$ 639	$ 1,245	$ 21,464	$ 648	$ 648	$ 21,364	$ -	$ 21,364	$ (100)	-0.47%
22	Uniforms (Buy)	$ 1,280	$ 1,641	$ 900	$ 324	$ 324	$ 900	$ -	$ 900	$ -	0.00%
23	General Office Supplies	1,201	809	1,175	945	945	945	-	945	(230)	-19.58%
24	Medical Supplies	285	101	139	46	46	46	-	46	(93)	-67.11%
25	Minor Tools/Instruments	-	1,218	-	-	-	-	-	-	-	0.00%
26	Food/Meals	788	32	-	63	63	-	-	-	-	0.00%
27	Animal Control Devices/Supply	-	90	-	-	-	-	-	-	-	0.00%
28	Fuel	855	14,612	3,176	481	877	3,176	-	3,176	0	0.01%
	3. Commodities	$ 4,409	$ 18,503	$ 5,389	$ 1,859	$ 2,255	$ 5,066	$ -	$ 5,066	$ (323)	-5.99%
	Total CIB - Victim Services Division	$ 158,157	$ 186,726	$ 269,778	$ 122,811	$ 196,622	$ 268,098	$ -	$ 268,098	$ (1,680)	-0.62%

EXPENDITURES:

Line No. **CIB - CRIME ANALYSIS DIVISION**

1	Regular Full Time Wages	$ 87,548	$ 96,046	$ 143,696	$ 69,244	$ 107,354	$ 161,762	$ -	$ 161,762	$ 18,066	12.57%
2	Overtime Wages	1,544	2,025	850	971	1,645	1,300	-	1,300	450	52.94%
3	Leave Buy Back Program	-	4,046	-	5,050	5,050	-	-	-	-	0.00%
4	GWI/Merit Increase	-	-	2,385	-	-	-	-	-	(2,385)	-100.00%
5	Longevity Pay	1,689	1,905	2,151	2,121	2,121	2,010	-	2,010	(141)	-6.56%
6	Certification Incentive	241	344	156	201	306	-	-	-	(156)	-100.00%
7	Education Incentive	-	250	-	218	332	-	-	-	-	0.00%
8	Health Insurance Deductible	1,200	1,200	2,200	1,200	1,200	-	-	-	(2,200)	-100.00%
9	FICA/Social Security	6,899	7,945	11,428	5,820	8,902	12,628	-	12,628	1,200	10.50%
10	State Unemployment Taxes	140	76	257	205	152	234	-	234	(23)	-8.95%
11	Retirement - TMRS	12,084	14,812	22,095	11,402	17,470	24,810	-	24,810	2,715	12.29%
12	Health Insurance	10,785	11,292	34,890	7,496	11,856	34,394	-	34,394	(496)	-1.42%
13	Dental Insurance	462	504	1,470	337	534	1,328	-	1,328	(142)	-9.66%
14	Life Insurance	549	302	1,030	135	216	1,157	-	1,157	127	12.33%
15	ST/LT Disability Insurance	522	405	882	234	372	993	-	993	111	12.59%
16	Vision Insurance	111	115	259	72	114	224	-	224	(35)	-13.51%
17	AD&D	55	51	103	10	20	116	-	116	13	12.62%
18	Personnel Vacancy Savings	-	-	(10,605)	-	-	-	-	-	10,605	-100.00%
	1. Personnel	$ 123,830	$ 141,316	$ 213,247	$ 104,715	$ 157,644	$ 240,956	$ -	$ 240,956	$ 27,709	12.99%
19	Travel - Training & Conferences	$ -	$ 1,059	$ 682	$ -	$ -	$ 682	$ -	$ 682	$ (0)	-0.01%
20	Memberships and Dues	100	100	100	50	50	100	-	100	-	0.00%
	2. Contractual Services	$ 100	$ 1,159	$ 782	$ 50	$ 50	$ 782	$ -	$ 782	$ (0)	-0.01%
21	Uniforms (Buy)	$ 244	$ 161	$ 450	$ -	$ -	$ 200	$ -	$ 200	$ (250)	-55.56%
22	General Office Supplies	545	302	587	146	146	300	-	300	(287)	-48.92%
23	Medical Supplies	255	51	69	46	46	50	-	50	(19)	-27.42%
24	Computer Hardware	3,311	-	-	-	-	-	-	-	-	0.00%
	3. Commodities	$ 4,354	$ 514	$ 1,107	$ 192	$ 192	$ 550	$ -	$ 550	$ (556)	-50.27%
	Total CIB - CRIME ANALYSIS Division	$ 128,284	$ 142,989	$ 215,135	$ 104,957	$ 157,886	$ 242,288	$ -	$ 242,288	$ 27,153	12.62%

EXPENDITURES:

Line No. **OB - PATROL**

1	Regular Full Time Wages	$ 3,527,802	$ 4,249,309	$ 4,652,398	$ 3,347,336	$ 5,149,505	$ 4,941,496	$ -	$ 4,941,496	$ 289,099	6.21%
2	Overtime Wages	365,942	410,595	46,750	377,224	579,836	540,750	-	540,750	494,000	1056.68%
3	Leave Buy Back Program	-	228,301	-	235,365	235,365	-	-	-	-	0.00%
4	GWI/Merit Increase	-	-	3,076	-	-	-	-	-	(3,076)	-100.00%
5	Longevity Pay	34,320	33,045	38,828	42,840	42,840	36,435	-	36,435	(2,393)	-6.16%
6	Language Incentive	8,593	7,820	5,850	4,769	5,848	4,004	-	4,004	(1,846)	-31.56%
7	Certification Incentive	24,750	27,721	21,255	19,784	29,248	26,130	-	26,130	4,875	22.94%
8	Education Incentive	108	19,212	18,590	15,950	22,004	32,110	-	32,110	13,520	72.73%
9	Health Insurance Deductible	57,869	56,881	57,500	57,468	114,936	-	-	-	(57,500)	-100.00%
10	FICA/Social Security	295,903	372,754	366,817	303,499	464,340	426,941	-	426,941	60,124	16.39%
11	State Unemployment Taxes	5,990	3,967	6,728	10,298	7,880	6,201	-	6,201	(527)	-7.83%
12	Retirement - TMRS	526,032	705,399	709,180	592,857	904,818	838,813	-	838,813	129,633	18.28%

City of Kyle, Texas
Fund Summary Budget Status Report
GENERAL FUND (1100)

		Actual 2023-24	Actual 2024-25	Approved Budget 2025-26	Year to Date w/Encumbrance 5/31/2026	Current Year Estimate 2025-26	ICM Proposed Base Budget 2026-27	Supplemental Budget 2026-27	ICM Proposed Budget 2026-27	Proposed $ Increase (Decrease) From FY 2025-26 Approved Budget	Proposed % Increase (Decrease) From FY 2025-26 Approved Budget
13	Health Insurance	526,074	638,811	773,613	457,608	716,726	911,438	-	911,438	137,825	17.82%
14	Dental Insurance	21,864	26,920	38,420	19,127	30,196	35,187	-	35,187	(3,233)	-8.41%
15	Life Insurance	22,015	13,191	32,261	7,019	11,068	33,274	-	33,274	1,014	3.14%
16	ST/LT Disability Insurance	20,717	17,823	27,957	11,818	18,576	29,166	-	29,166	1,210	4.33%
17	Vision Insurance	4,411	5,176	6,770	3,536	5,606	5,944	-	5,944	(826)	-12.20%
18	AD&D	2,208	2,215	3,226	441	882	3,327	-	3,327	101	3.13%
19	Personnel Vacancy Savings	-	-	(322,538)	-	-	-	-	-	322,538	-100.00%
	1. Personnel	$ 5,444,598	$ 6,819,141	$ 6,486,679	$ 5,506,939	$ 8,339,674	$ 7,871,216	$ -	$ 7,871,216	$ 1,384,537	21.34%
20	Travel - Training & Conferences	$ 36,230	$ 102,679	$ 46,833	$ 37,827	$ 45,939	$ 20,000	$ -	$ 20,000	$ (26,833)	-57.29%
21	Travel - Tolls & Parking	-	57	-	-	-	-	-	-	-	0.00%
22	Memberships and Dues	50	241	300	870	925	300	-	300	-	0.00%
23	Subscription and Books	1,390	2,442	1,900	2,514	2,514	1,900	-	1,900	-	0.00%
24	Cell Phones/Pagers	6,962	184	-	-	-	-	-	-	-	0.00%
25	Radio Service/Lease	51,547	50,627	39,240	31,850	48,362	39,240	-	39,240	-	0.00%
26	Lease Payments - Motor Vehicles	380,178	1,079,741	883,799	546,750	1,052,717	454,799	-	454,799	(429,000)	-48.54%
27	Motor Vehicle Repair/Maint	304,078	170,102	198,000	190,908	198,000	191,000	-	191,000	(7,000)	-3.54%
28	Repair/Maintenance - Minor	1,143	-	1,650	-	-	-	-	-	(1,650)	-100.00%
29	Body Shop Repairs	28,937	12,609	25,000	10,658	30,981	12,500	-	12,500	(12,500)	-50.00%
30	Other Equip Maint/Repair	1,976	1,943	3,320	488	488	1,000	-	1,000	(2,320)	-69.88%
31	Communication Equip Repair	1,012	1,097	5,000	2,996	2,996	3,000	-	3,000	(2,000)	-40.00%
32	Office Equipment Rental	-	488	-	-	-	-	-	-	-	0.00%
33	Equipment Rental - Motorcycles	-	-	-	1,172	1,172	-	-	-	-	0.00%
34	Veterinarian Services	-	-	2,740	-	-	-	-	-	(2,740)	-100.00%
35	Other Professional Services	-	-	150,000	151,855	150,000	-	-	-	(150,000)	-100.00%
36	Payout - Totaled Leased Vehicles	-	99,485	-	-	94,574	-	-	-	-	0.00%
37	Outside Printing	33	-	-	-	-	-	-	-	-	0.00%
38	Services- Grant Match		-	142,500	135,000	135,000	63,500	-	63,500		
39	Other Contract Services	-	9,594	59,101	22,067	23,777	25,000	-	25,000	(34,101)	-57.70%
40	IT Software/System Fees	204,713	-	-	-	-	-	-	-	-	0.00%
41	Services - Towing	6,535	5,286	5,000	5,775	6,825	5,000	-	5,000	-	0.00%
42	Services - Translator	2,405	8,371	2,300	3,233	4,151	2,300	-	2,300	-	0.00%
43	Services - SANE Medical Exams	6,745	7,525	8,000	2,310	4,000	8,000	-	8,000	-	0.00%
44	Right-to-Use Lease Assets	1,212,891	-	-	-	-	-	-	-	-	0.00%
	2. Contractual Services	$ 2,246,825	$ 1,552,472	$ 1,574,683	$ 1,146,274	$ 1,802,421	$ 827,539	$ -	$ 827,539	$ (668,144)	-42.43%
45	Uniforms (Buy)	$ 200,895	$ 172,742	$ 177,900	$ 75,801	$ 81,980	$ 125,000	$ -	$ 125,000	$ (52,900)	-29.74%
46	Uniforms- Specialty	-	-	15,000	703	1,099	7,500	-	7,500	(7,500)	-50.00%
47	General Office Supplies	15,033	26,789	31,716	22,153	24,930	15,000	-	15,000	(16,716)	-52.71%
48	Postage	8	-	-	-	-	-	-	-	-	0.00%
49	Fire Prevention Supplies	2,907	3,476	3,000	-	-	3,000	-	3,000	-	0.00%
50	Medical Supplies	4,908	34,934	35,358	2,973	4,096	3,000	-	3,000	(32,358)	-91.52%
51	Minor Tools/Instruments	1,215	10,325	-	-	-	-	-	-	-	0.00%
52	Food/Meals	1,406	4,594	1,613	1,169	1,370	1,613	-	1,613	-	0.00%
53	Miscellaneous Supplies	-	849	-	82	82	-	-	-	-	0.00%
54	Fire Arms Supplies	20,232	25,147	32,498	32,570	32,709	32,500	-	32,500	2	0.01%
55	Investigative Supplies	-	1,025	-	-		-	-	-	-	0.00%
56	Less Lethal	18,116	16,342	40,000	25,507	27,382	30,000	-	30,000	(10,000)	-25.00%
57	Ammunition	22,559	29,497	80,000	5,870	8,000	60,000	-	60,000	(20,000)	-25.00%
58	Communication Equipment	4,744	-	-	-	-	-	-	-	-	0.00%
59	Computer Hardware	50,135	34,333	-	96,000	96,000	-	-	-	-	0.00%
60	Computer Software	251	-	-	-	-	-	-	-	-	0.00%
61	Instruments/Apparatus	2,105	1,588	-	-	-	-	-	-	-	0.00%
62	Other Operational Equipment: Police Academy Funds	-	176	82,500	46,542	39,896	50,000		50,000	(32,500)	-39.39%
63	Other Operational Equipment: SWAT	-	-	60,000	2,687	5,000	60,000		60,000	-	0.00%
64	Other Operational Equipment	88,941	81,484	-	934	-	-	-	-	-	0.00%
65	Equipment - Radio	184,737	171,920	35,500	78,536	78,536	35,500	-	35,500	-	0.00%
66	Equipment - Bicycle Accessories	-	441	14,640	14,327	14,327	5,000	-	5,000	(9,640)	-65.85%
67	Equipment - K9 Officer/Pet Supplies	-	-	15,000	10,106	14,031	15,000	-	15,000	-	0.00%
68	Fuel	163,428	149,470	85,747	85,010	164,792	85,747	-	85,747	-	0.00%
	3. Commodities	$ 781,621	$ 765,133	$ 710,472	$ 500,969	$ 594,230	$ 528,860	$ -	$ 528,860	$ (181,612)	-25.56%

City of Kyle, Texas
Fund Summary Budget Status Report
GENERAL FUND (1100)

		Actual 2023-24	Actual 2024-25	Approved Budget 2025-26	Year to Date w/Encumbrance 5/31/2026	Current Year Estimate 2025-26	ICM Proposed Base Budget 2026-27	Supplemental Budget 2026-27	ICM Proposed Budget 2026-27	Proposed $ Increase (Decrease) From FY 2025-26 Approved Budget	Proposed % Increase (Decrease) From FY 2025-26 Approved Budget
69	Communication Equipment	$ 147,411	$ -	$ -	$ -	$ -	$ -	$ -	$ -	$ -	0.00%
70	Motor Vehicles	-	36,293	106,481	-	-	-	-	-	(106,481)	-100.00%
	6. Non-CIP Capital Outlay	$ 147,411	$ 36,293	$ 106,481	$ -		$ -	$ -	$ -	$ (106,481)	-100.00%
	Total OB - Patrol	$ 8,620,456	$ 9,173,039	$ 8,878,314	$ 7,154,182	$ 10,736,325	$ 9,227,615	$ -	$ 9,227,615	$ 428,301	4.82%

EXPENDITURES:

Line No.	OB - TRAFFIC PATROL										
1	Regular Full Time Wages	$ 349,171	$ 460,152	$ 727,883	$ 172,249	$ 256,832	$ 622,168	$ -	$ 622,168	$ (105,715)	-14.52%
2	Overtime Wages	33,519	59,039	4,250	35,940	50,047	49,500	-	49,500	45,250	1064.71%
3	Leave Buy Back Program	-	20,628	-	15,436	15,436	-	-	-	-	0.00%
4	Longevity Pay	8,085	9,555	10,823	5,130	5,130	10,305	-	10,305	(518)	-4.79%
5	Language Incentive	3,171	3,910	3,900	419	545	-	-	-	(3,900)	-100.00%
6	Certification Incentive	5,582	5,865	6,435	1,888	3,056	6,240	-	6,240	(195)	-3.03%
7	Education Incentive	25	4,497	3,380	1,986	3,112	3,380	-	3,380	-	0.00%
8	Health Insurance Deductible	3,500	4,500	7,000	1,500	1,500	-	-	-	(7,000)	-100.00%
9	FICA/Social Security	29,625	42,011	57,943	17,481	28,406	52,907	-	52,907	(5,036)	-8.69%
10	State Unemployment Taxes	509	284	819	256	188	702	-	702	(117)	-14.29%
11	Retirement - TMRS	53,055	79,784	112,022	34,044	55,218	103,946	-	103,946	(8,076)	-7.21%
12	Health Insurance	44,574	51,487	110,429	14,954	24,674	103,182	-	103,182	(7,247)	-6.56%
13	Dental Insurance	1,926	2,322	4,677	632	1,052	3,983	-	3,983	(694)	-14.84%
14	Life Insurance	2,344	1,396	5,030	285	474	4,121	-	4,121	(909)	-18.07%
15	ST/LT Disability Insurance	2,221	1,895	4,403	500	830	3,694	-	3,694	(709)	-16.10%
16	Vision Insurance	397	449	824	118	198	673	-	673	(151)	-18.33%
17	AD&D	235	235	503	27	54	412	-	412	(91)	-18.09%
18	Personnel Vacancy Savings	-	-	(50,414)	-	-	-	-	-	50,414	-100.00%
	1. Personnel	$ 537,939	$ 748,008	$ 1,009,907	$ 302,845	$ 446,752	$ 965,213	$ -	$ 965,213	$ (44,694)	-4.43%
19	Travel - Training & Conferences	$ 3,718	$ 6,693	$ 10,564	$ 3,886	$ 3,886	$ 5,000	$ -	$ 5,000	$ (5,564)	-52.67%
20	Subscription and Books	-	96	2,000	-	-	-	-	-	(2,000)	-100.00%
21	Radio Service/Lease	-	-	3,000	-	-	3,000	-	3,000	-	0.00%
22	Lease Payments - Motor Vehicles	3,060	17,764	60,000	75,145	100,193	60,000	-	60,000	-	0.00%
23	Motor Vehicle Repair/Maint	(16,345)	1,311	5,000	1,214	1,294	1,214	-	1,214	(3,786)	-75.72%
24	Repair/Maintenance - Minor	-	-	-	15	15	-	-	-	-	0.00%
25	Equipment Maint - Motorcycles	25,354	10,595	25,000	15,690	20,000	20,000	-	20,000	(5,000)	-20.00%
26	Equipment Rental - Motorcycles	12,181	19,350	14,400	12,600	21,600	14,400	-	14,400	-	0.00%
	2. Contractual Services	$ 27,968	$ 55,809	$ 119,964	$ 108,550	$ 146,988	$ 103,614	$ -	$ 103,614	$ (16,350)	-13.63%
27	Uniforms (Buy)	$ 7,338	$ 6,522	$ 4,500	$ 2,625	$ 5,080	$ 4,500	$ -	$ 4,500	$ -	0.00%
28	General Office Supplies	750	482	2,349	1,066	1,075	1,066	-	1,066	(1,283)	-54.61%
29	Medical Supplies	272	202	277	92	92	200	-	200	(77)	-27.78%
30	Minor Tools/Instruments	-	65	-	-	-	-	-	-	-	0.00%
31	Food/Meals	142	-	-	-	-	-	-	-	-	0.00%
32	Miscellaneous Supplies	23,266	19,147	34,450	16,055	16,055	20,000	-	20,000	(14,450)	-41.94%
33	Computer Hardware	7,893	-	-	-	-	-	-	-	-	0.00%
34	Instruments/Apparatus	5,350	494	4,000	1,300	1,899	1,500	-	1,500	(2,500)	-62.50%
35	Other Office Equipment	998	-	-	-	-	-	-	-	-	0.00%
36	Other Operational Equipment	-	7,970	-	40	40	-		-	-	0.00%
37	Fuel	9,568	9,201	6,352	4,334	5,000	6,352	-	6,352	0	0.01%
	3. Commodities	$ 55,577	$ 44,084	$ 51,928	$ 25,512	$ 29,241	$ 33,619	$ -	$ 33,619	$ (18,310)	-35.26%
	Total OB - Traffic Patrol	$ 621,485	$ 847,902	$ 1,181,799	$ 436,907	$ 622,981	$ 1,102,446	$ -	$ 1,102,446	$ (79,354)	-6.71%

EXPENDITURES:

Line No.	OB - MENTAL HEALTH										
1	Regular Full Time Wages	$ -	$ -	$ 274,813	$ 153,011	$ 257,254	$ 393,166	$ -	$ 393,166	$ 118,353	43.07%
2	Overtime Wages	-	-	4,250	2,976	3,912	4,000	-	4,000	(250)	-5.88%
3	GWI/Merit Increase	-	-	2,457	-	-	-	-	-	(2,457)	-100.00%
4	Longevity Pay	-	-	3,570	-	-	5,445	-	5,445	1,875	52.52%
5	Certification Incentive	-	-	1,950	1,350	1,620	3,510	-	3,510	1,560	80.00%
6	Health Insurance Deductible	-	-	3,000	-	-	-	-	-	(3,000)	-100.00%
7	FICA/Social Security	-	-	22,016	11,628	13,650	31,068	-	31,068	9,052	41.12%
8	State Unemployment Taxes	-	-	351	392	290	468	-	468	117	33.33%
9	Retirement - TMRS	-	-	42,564	23,259	27,434	61,040	-	61,040	18,476	43.41%

City of Kyle, Texas
Fund Summary Budget Status Report
GENERAL FUND (1100)

		Actual 2023-24	Actual 2024-25	Approved Budget 2025-26	Year to Date w/Encumbrance 5/31/2026	Current Year Estimate 2025-26	ICM Proposed Base Budget 2026-27	Supplemental Budget 2026-27	ICM Proposed Budget 2026-27	Proposed $ Increase (Decrease) From FY 2025-26 Approved Budget	Proposed % Increase (Decrease) From FY 2025-26 Approved Budget
10	Health Insurance	-	-	48,647	26,148	34,864	68,788	-	68,788	20,141	41.40%
11	Dental Insurance	-	-	2,005	901	1,202	2,656	-	2,656	651	32.47%
12	Life Insurance	-	-	1,886	335	446	2,652	-	2,652	766	40.62%
13	ST/LT Disability Insurance	-	-	1,676	562	748	2,366	-	2,366	690	41.17%
14	Vision Insurance	-	-	353	157	210	449	-	449	96	27.20%
15	AD&D	-	-	189	-	-	265	-	265	76	40.21%
16	Personnel Vacancy Savings	-	-	(19,402)	-	-	-	-	-	19,402	-100.00%
	1. Personnel	$ -	$ -	$ 390,325	$ 220,719	$ 341,630	$ 575,873	$ -	$ 575,873	$ 185,548	47.54%
17	Lease Payments - Motor Vehicles	$ -	$ -	$ -	$ (11,022)	$ -	$ -	$ -	$ -	$ -	0.00%
	2. Contractual Services	$ -	$ -	$ -	$ (11,022)	$ -	$ -	$ -	$ -	$ -	0.00%
	Total OB - Mental Health	$ -	$ -	$ 390,325	$ 209,697	$ 341,630	$ 575,873	$ -	$ 575,873	$ 185,548	47.54%

EXPENDITURES:

Line No.	**ADMINISTRATIVE SERVICES BUREAU (ACB)**										
1	Regular Full Time Wages	$ 200,445	$ 244,361	$ 182,010	$ 164,614	$ 254,108	$ 188,315	$ -	$ 188,315	$ 6,305	3.46%
2	Overtime Wages	2,541	1,887	1,700	1,031	1,347	1,400	-	1,400	(300)	-17.65%
3	Leave Buy Back Program	-	-	-	4,257	4,257	-	-	-	-	0.00%
4	GWI/Merit Increase	-	-	6,305	-	-	-	-	-	(6,305)	-100.00%
5	Longevity Pay	3,480	3,840	4,515	4,845	4,845	5,055	-	5,055	540	11.96%
6	Language Incentive	905	902	900	304	608	-	-	-	(900)	-100.00%
7	Health Insurance Deductible	3,917	4,000	3,000	4,000	4,000	-	-	-	(3,000)	-100.00%
8	FICA/Social Security	15,097	18,628	14,973	12,994	19,936	14,900	-	14,900	(73)	-0.49%
9	State Unemployment Taxes	498	252	351	684	504	351	-	351	-	0.00%
10	Retirement - TMRS	27,245	35,570	28,948	25,662	39,294	29,274	-	29,274	326	1.13%
11	Health Insurance	44,189	48,625	43,233	31,930	50,470	51,591	-	51,591	8,358	19.33%
12	Dental Insurance	1,708	2,099	2,005	1,351	2,150	1,992	-	1,992	(13)	-0.65%
13	Life Insurance	1,445	832	1,301	360	578	1,346	-	1,346	45	3.46%
14	ST/LT Disability Insurance	1,293	1,094	1,117	631	1,004	1,156	-	1,156	39	3.49%
15	Vision Insurance	347	401	353	251	400	336	-	336	(17)	-4.82%
16	AD&D	144	140	130	26	52	135	-	135	5	3.85%
17	Personnel Vacancy Savings	-	-	(13,458)	-	-	-	-	-	13,458	-100.00%
	1. Personnel	$ 303,254	$ 362,632	$ 277,383	$ 252,943	$ 383,553	$ 295,851	$ -	$ 295,851	$ 18,468	6.66%
18	Travel - Training & Conferences	$ 3,379	$ 6,331	$ 2,728	$ 1,644	$ 1,644	$ 2,728	$ -	$ 2,728	$ (0)	-0.01%
19	Memberships and Dues	1,067	-	-	108	108	-	-	-	-	0.00%
20	Communication Equip Repair	200	-	-	-	-	-	-	-	-	0.00%
21	Office Equipment Rental	25,173	30,295	25,000	19,427	29,693	25,000	-	25,000	-	0.00%
22	Rental - Storage	-	2,856	3,000	-	-	-	-	-	(3,000)	-100.00%
23	Other Professional Services	9,009	-	-	-	-	-	-	-	-	0.00%
24	Outside Printing	3,707	6,595	6,000	5,421	5,914	6,000	-	6,000	-	0.00%
25	Advertising	-	39	-	-	-	-	-	-	-	0.00%
	2. Contractual Services	$ 42,535	$ 46,116	$ 36,728	$ 26,599	$ 37,359	$ 33,728	$ -	$ 33,728	$ (3,000)	-8.17%
26	Uniforms (Buy)	$ 233	$ 1,033	$ 900	$ 845	$ 845	$ 900		$ 900	$ -	0.00%
27	General Office Supplies	12,686	698	2,349	436	436	2,500	-	2,500	151	6.41%
28	Postage	530	1,232	500	725	725	500	-	500	-	0.00%
29	Medical Supplies	345	189	277	69	69	200	-	200	(77)	-27.78%
30	Miscellaneous Occasions Supplies	137	-	-	-	-	-	-	-	-	0.00%
31	Food/Meals	616	38	-	-	-	-	-	-	-	0.00%
32	Computer Hardware	819	-	-	-	-	-	-	-	-	0.00%
	3. Commodities	$ 15,367	$ 3,190	$ 4,027	$ 2,075	$ 2,075	$ 4,100	$ -	$ 4,100	$ 74	1.83%
	Total Administrative Services Bureau (ASB)	$ 361,156	$ 411,938	$ 318,138	$ 281,617	$ 422,987	$ 333,679	$ -	$ 333,679	$ 15,542	4.89%

EXPENDITURES:

Line No.	**EMERGENCY COMMUNICATIONS BUREAU (ECB)**										
1	Regular Full Time Wages	$ 1,057,473	$ 1,217,030	$ 1,536,692	$ 900,301	$ 1,404,750	$ 1,633,922	$ -	$ 1,633,922	$ 97,230	6.33%
2	Regular Part Time Wages	19,961	1,186	-	-	-	-	-	-	-	0.00%
3	Overtime Wages	174,127	176,583	17,000	125,809	200,043	185,000	-	185,000	168,000	988.24%
4	Shift Pay (On-Call Pay)	7,743	7,817	17,500	5,137	7,913	-	-	-	(17,500)	-100.00%
5	Leave Buy Back Program	-	65,154	-	70,477	70,477	-	-	-	-	0.00%

City of Kyle, Texas
Fund Summary Budget Status Report
GENERAL FUND (1100)

		Actual 2023-24	Actual 2024-25	Approved Budget 2025-26	Year to Date w/Encumbrance 5/31/2026	Current Year Estimate 2025-26	ICM Proposed Base Budget 2026-27	Supplemental Budget 2026-27	ICM Proposed Budget 2026-27	Proposed $ Increase (Decrease) From FY 2025-26 Approved Budget	Proposed % Increase (Decrease) From FY 2025-26 Approved Budget
6	GWI/Merit Increase	-	-	53,233	-	-	-	-	-	(53,233)	-100.00%
7	Longevity Pay	8,955	9,930	13,095	12,495	12,495	16,305	-	16,305	3,210	24.51%
8	Certification Incentive	10,572	11,775	11,640	8,814	13,344	14,400	-	14,400	2,760	23.71%
9	Health Insurance Deductible	20,119	20,048	23,000	20,833	20,083	-	-	-	(23,000)	-100.00%
10	FICA/Social Security	96,560	112,248	126,390	84,270	129,914	141,496	-	141,496	15,106	11.95%
11	State Unemployment Taxes	2,786	1,413	2,691	3,704	2,718	2,808	-	2,808	117	4.35%
12	Retirement - TMRS	166,922	211,133	226,316	163,645	252,426	265,918	-	265,918	39,602	17.50%
13	Health Insurance	158,335	205,581	293,334	160,912	252,246	412,727	-	412,727	119,393	40.70%
14	Dental Insurance	7,019	9,179	15,368	6,449	10,204	15,934	-	15,934	566	3.68%
15	Life Insurance	6,880	3,980	10,476	2,023	3,208	11,470	-	11,470	994	9.49%
16	ST/LT Disability Insurance	6,567	5,350	9,096	3,497	5,508	9,970	-	9,970	874	9.61%
17	Vision Insurance	1,518	1,777	2,708	1,231	1,950	2,692	-	2,692	(16)	-0.59%
18	AD&D	699	682	1,048	137	274	1,147	-	1,147	99	9.45%
19	Personnel Vacancy Savings	-	-	(109,137)	-	-	-	-	-	109,137	-100.00%
	1. Personnel	$ 1,746,236	$ 2,060,866	$ 2,250,450	$ 1,569,736	$ 2,387,553	$ 2,713,789	$ -	$ 2,713,789	$ 463,339	20.59%
20	Travel - Training & Conferences	$ 4,653	$ 5,516	$ 15,006	$ 4,212	$ 5,117	$ 3,532	$ -	$ 3,532	$ (11,474)	-76.46%
21	Memberships and Dues	1,697	2,012	5,400	1,762	1,912	1,762	-	1,762	(3,638)	-67.37%
22	Lease Payments - Motor Vehicles	-	-	-	-	6,217	-	-	-	-	0.00%
23	Hays County Co-Location	122,899	183,476	183,475	-	183,475	183,475	-	183,475	-	0.00%
	2. Contractual Services	$ 129,249	$ 191,004	$ 203,881	$ 5,974	$ 196,721	$ 188,769	$ -	$ 188,769	$ (15,112)	-7.41%
24	Uniforms (Buy)	$ 3,963	$ 7,320	$ 6,030	$ 4,219	$ 5,321	$ 679	$ -	$ 679	$ (5,351)	-88.74%
25	General Office Supplies	2,945	6,626	12,921	679	3,850	679	-	679	(12,242)	-94.74%
26	Supplies - CAECD	1,978	1,273	2,000	(2,000)	-	2,000	-	2,000	-	0.00%
27	Medical Supplies	890	1,013	1,524	415	415	524	-	524	(1,000)	-65.60%
28	Miscellaneous Supplies	-	-	-	575	575	-	-	-	-	0.00%
29	Computer Hardware	797	-	-	-	-	-	-	-	-	0.00%
30	Fuel	28	81	-	9	-	-	-	-	-	0.00%
	3. Commodities	$ 10,601	$ 16,313	$ 22,476	$ 3,898	$ 10,161	$ 3,883	$ -	$ 3,883	$ (18,593)	-82.72%
31	Communication Equipment	$ -	$ 24,000	$ -	$ -	$ -	$ -		$ -	$ -	0.00%
	6. Non-CIP Capital Outlay	$ -	$ 24,000	$ -	$ -	$ -	$ -	$ -	$ -	$ -	0.00%
	Total Emergency Communications Bureau (ECB)	$ 1,886,086	$ 2,292,182	$ 2,476,808	$ 1,579,608	$ 2,594,435	$ 2,906,441	$ -	$ 2,906,441	$ 429,634	17.35%

EXPENDITURES:

Line No.	RECORDS BUREAU (RB)										
1	Regular Full Time Wages	$ 366,908	$ 417,081	$ 473,053	$ 216,196	$ 254,149	$ 359,480	$ -	$ 359,480	$ (113,573)	-24.01%
2	Temporary/Seasonal Wages	-	-	-	5,213	5,213	-	-	-	-	0.00%
3	Overtime Wages	6,865	18,065	3,655	2,729	3,611	3,700	-	3,700	45	1.23%
4	Leave Buy Back Program	-	6,151	-	-	-	-	-	-	-	0.00%
5	GWI/Merit Increase	-	-	16,387	-	-	-	-	-	(16,387)	-100.00%
6	Longevity Pay	4,710	5,280	4,380	2,625	2,625	2,595	-	2,595	(1,785)	-40.75%
7	Language Incentive	2,715	2,707	2,700	359	718	-	-	-	(2,700)	-100.00%
8	Health Insurance Deductible	7,667	8,250	8,000	5,000	5,000	-	-	-	(8,000)	-100.00%
9	FICA/Social Security	28,134	33,318	38,313	17,026	27,116	27,982	-	27,982	(10,331)	-26.96%
10	State Unemployment Taxes	936	566	936	937	702	702	-	702	(234)	-25.00%
11	Retirement - TMRS	50,614	63,655	74,071	32,454	51,748	54,976	-	54,976	(19,095)	-25.78%
12	Health Insurance	73,512	87,119	115,915	43,985	71,000	103,182	-	103,182	(12,733)	-10.98%
13	Dental Insurance	2,926	3,604	5,345	1,860	3,026	3,983	-	3,983	(1,362)	-25.48%
14	Life Insurance	2,438	1,333	3,379	448	738	2,568	-	2,568	(811)	-24.00%
15	ST/LT Disability Insurance	2,235	1,745	2,903	799	-	2,207	-	2,207	(696)	-23.98%
16	Vision Insurance	584	692	942	345	-	673	-	673	(269)	-28.56%
17	AD&D	240	196	338	36	72	257	-	257	(81)	-23.96%
18	Personnel Vacancy Savings	-	-	(35,068)	-	-	-	-	-	35,068	-100.00%
	1. Personnel	$ 550,484	$ 649,763	$ 715,249	$ 330,013	$ 425,718	$ 562,305	$ -	$ 562,305	$ (152,944)	-21.38%
19	Travel - Training & Conferences	$ 3,885	$ 5,569	$ 4,775	$ 100	$ 100	$ 500	$ -	$ 500	$ (4,275)	-89.53%
20	Subscription and Books	-	-	200	-	-	-	-	-	(200)	-100.00%
21	Cell Phones/Pagers	197	-	-	-	-	-	-	-	-	0.00%
	2. Contractual Services	$ 4,082	$ 5,569	$ 4,975	$ 100	$ 100	$ 500	$ -	$ 500	$ (4,475)	-89.95%
22	Uniforms (Buy)	$ -	$ 2,511	$ 450	$ -	$ -	$ 450	$ -	$ 450	$ -	0.00%
23	General Office Supplies	3,418	6,161	5,471	513	1,864	1,000	-	1,000	(4,471)	-81.72%

City of Kyle, Texas
Fund Summary Budget Status Report
GENERAL FUND (1100)

		Actual 2023-24	Actual 2024-25	Approved Budget 2025-26	Year to Date w/Encumbrance 5/31/2026	Current Year Estimate 2025-26	ICM Proposed Base Budget 2026-27	Supplemental Budget 2026-27	ICM Proposed Budget 2026-27	Proposed $ Increase (Decrease) From FY 2025-26 Approved Budget	Proposed % Increase (Decrease) From FY 2025-26 Approved Budget
24	Medical Supplies	436	379	485	208	208	300	-	300	(185)	-38.14%
25	Miscellaneous Occasions Supplies	-	-	2,000	-	-	-	-	-	(2,000)	-100.00%
26	Food/Meals	202	191	750	-	91	-	-	-	(750)	-100.00%
27	Computer Hardware	5,917	255	-	-	-	-	-	-	-	0.00%
	3. Commodities	$ 9,974	$ 9,497	$ 9,156	$ 721	$ 2,163	$ 1,750	$ -	$ 1,750	$ (7,406)	-80.89%
	Total Records Bureau (RB)	$ 564,539	$ 664,829	$ 729,380	$ 330,833	$ 427,981	$ 564,555	$ -	$ 564,555	$ (164,825)	-22.60%

EXPENDITURES:

Line No. **ESB - PROFESSIONAL STANDARDS & COMMUNITY ENGAGEMENT DIVIS**

1	Regular Full Time Wages	$ 409,291	$ 474,288	$ 462,458	$ 372,604	$ 581,032	$ 563,458	$ -	$ 563,458	$ 101,000	21.84%
2	Overtime Wages	18,643	32,737	4,250	24,476	34,082	32,750	-	32,750	28,500	670.59%
3	Leave Buy Back Program	-	34,516	-	67,410	67,410	-	-	-	-	0.00%
4	Longevity Pay	11,194	10,998	11,170	11,778	11,778	14,715	-	14,715	3,545	31.74%
5	Language Incentive	-	-	1,950	-	-	-	-	-	(1,950)	-100.00%
6	Certification Incentive	6,303	3,696	6,380	2,378	3,576	7,800	-	7,800	1,420	22.26%
7	Education Incentive	-	-	575	140	42	-	-	-	(575)	-100.00%
8	Health Insurance Deductible	4,330	4,330	4,340	4,219	4,219	-	-	-	(4,340)	-100.00%
9	FICA/Social Security	33,217	40,664	37,296	35,186	54,600	47,332	-	47,332	10,036	26.91%
10	State Unemployment Taxes	507	269	508	726	536	585	-	585	77	15.16%
11	Retirement - TMRS	59,130	77,182	72,106	70,723	110,468	92,994	-	92,994	20,888	28.97%
12	Health Insurance	47,121	55,811	84,020	38,743	61,060	85,985	-	85,985	1,965	2.34%
13	Dental Insurance	1,817	2,176	2,900	1,571	2,478	3,319	-	3,319	419	14.45%
14	Life Insurance	2,331	1,274	2,851	659	1,048	3,240	-	3,240	389	13.64%
15	ST/LT Disability Insurance	2,249	1,805	2,488	1,122	1,784	3,042	-	3,042	554	22.27%
16	Vision Insurance	381	410	511	272	432	561	-	561	50	9.78%
17	AD&D	234	224	285	45	90	324	-	324	39	13.68%
18	Personnel Vacancy Savings	-	-	(32,794)	-	-	-	-	-	32,794	-100.00%
	1. Personnel	$ 596,748	$ 740,382	$ 661,294	$ 632,053	$ 934,635	$ 856,105	$ -	$ 856,105	$ 194,811	29.46%
19	Travel - Training & Conferences	$ 3,129	$ 7,286	$ 3,069	$ 3,304	$ 3,210	$ 3,069	$ -	$ 3,069	$ (0)	-0.01%
20	Memberships and Dues	-	85	250	100	-	100	-	100	(150)	-60.00%
21	Subscription and Books	-	-	100	-	-	-	-	-	(100)	-100.00%
22	Radio Service/Lease	-	-	3,750	-	-	3,750	-	3,750	-	0.00%
23	Lease Payments - Motor Vehicles	-	15,874	89,204	29,762	42,401	30,000		30,000	(59,204)	-66.37%
24	Advertising	110	-	-	-	-	-	-	-	-	0.00%
	2. Contractual Services	$ 3,239	$ 23,244	$ 96,373	$ 33,167	$ 45,611	$ 36,919	$ -	$ 36,919	$ (59,454)	-61.69%
25	Uniforms (Buy)	$ 5,213	$ 6,020	$ 1,800	$ 757	$ 757	$ 800	$ -	$ 800	$ (1,000)	-55.56%
26	General Office Supplies	12,015	15,045	1,600	1,333	1,352	1,600	-	1,600	-	0.00%
27	Safety Signs and Barricades	-	193,500	-	-	-	-	-	-	-	0.00%
28	Medical Supplies	360	222	312	115	115	200	-	200	(112)	-35.92%
29	Food/Meals	555	-	-	-	-	-	-	-	-	0.00%
30	Computer Hardware	6,889	-	-	-	-	-	-	-	-	0.00%
31	Other Operational Equipment	-	110	1,815	419	419	500	-	500	(1,315)	-72.46%
32	Citizens on Patrol Support Costs	17,073	34,130	40,000	13,707	15,564	40,000	-	40,000	-	0.00%
33	Fuel	4,874	4,793	7,146	2,365	5,159	2,646	-	2,646	(4,500)	-62.98%
	3. Commodities	$ 46,979	$ 253,819	$ 52,672	$ 18,696	$ 23,366	$ 45,745	$ -	$ 45,745	$ (6,927)	-13.15%
34	Light Equipment	$ -	$ 5,000	$ -	$ -	$ -	$ -	$ -	$ -	$ -	0.00%
35	Motor Vehicles	12,357	-	-	-	-	-	-	-	-	0.00%
	6. Non-CIP Capital Outlay	$ 12,357	$ 5,000	$ -	$ -	$ -	$ -	$ -	$ -	$ -	0.00%
	Total ESB - Prof Standards & Comm Engagement Div	$ 659,323	$ 1,022,445	$ 810,340	$ 683,915	$ 1,003,612	$ 938,769	$ -	$ 938,769	$ 128,430	15.85%

City of Kyle, Texas
Fund Summary Budget Status Report
GENERAL FUND (1100)

Line No.		Actual 2023-24	Actual 2024-25	Approved Budget 2025-26	Year to Date w/Encumbrance 5/31/2026	Current Year Estimate 2025-26	ICM Proposed Base Budget 2026-27	Supplemental Budget 2026-27	ICM Proposed Budget 2026-27	Proposed $ Increase (Decrease) From FY 2025-26 Approved Budget	Proposed % Increase (Decrease) From FY 2025-26 Approved Budget
EXPENDITURES:											
Line No.	**ESB - TRAINING & MENTAL HEALTH**										
1	Regular Full Time Wages	$ 403,349	$ 546,915	$ 497,205	$ 354,478	$ 532,379	$ 518,980	$ -	$ 518,980	$ 21,775	4.38%
2	Overtime Wages	34,683	39,510	4,250	36,202	49,356	48,500	-	48,500	44,250	1041.18%
3	Leave Buy Back Program	-	14,622	-	41,186	41,186	-	-	-	-	0.00%
4	GWI/Merit Increase	-	-	6,791	-	-	-	-	-	(6,791)	-100.00%
5	Longevity Pay	7,827	9,183	9,550	10,428	10,428	9,435	-	9,435	(115)	-1.20%
6	Certification Incentive	3,569	3,670	3,245	1,688	2,856	3,120	-	3,120	(125)	-3.85%
7	Education Incentive	5	28	558	43	42	-	-	-	(558)	-100.00%
8	Health Insurance Deductible	4,913	6,330	5,830	8,163	7,330	-	-	-	(5,830)	-100.00%
9	FICA/Social Security	32,835	45,420	39,960	33,041	53,524	44,373	-	44,373	4,414	11.04%
10	State Unemployment Taxes	568	325	683	1,211	766	702	-	702	20	2.86%
11	Retirement - TMRS	59,717	87,274	77,256	65,076	105,168	87,179	-	87,179	9,923	12.84%
12	Health Insurance	69,882	95,642	88,142	60,287	93,102	103,182	-	103,182	15,040	17.06%
13	Dental Insurance	2,339	3,505	3,895	2,194	3,446	3,983	-	3,983	88	2.26%
14	Life Insurance	2,718	1,662	3,401	751	1,200	3,403	-	3,403	2	0.06%
15	ST/LT Disability Insurance	2,476	2,275	3,001	1,269	2,018	3,060	-	3,060	59	1.97%
16	Vision Insurance	482	680	687	400	636	673	-	673	(14)	-2.04%
17	AD&D	270	290	341	60	120	340	-	340	(1)	-0.15%
18	Personnel Vacancy Savings	-	-	(32,885)	-	-	-	-	-	32,885	-100.00%
	1. Personnel	$ 625,633	$ 857,330	$ 711,909	$ 616,476	$ 903,557	$ 826,930	$ -	$ 826,930	$ 115,021	16.16%
19	Travel - Training & Conferences	$ 8,772	$ 12,030	$ 4,434	$ 3,810	$ 3,919	$ 3,000	$ -	$ 3,000	$ (1,434)	-32.33%
20	Memberships and Dues	85	65	200	138	138	138	-	138	(62)	-31.00%
21	Radio Service/Lease	-	-	3,000	-	-	3,000	-	3,000	-	0.00%
22	Lease Payments - Motor Vehicles	-	450	79,462	18,557	35,000	35,000		35,000	(44,462)	-55.95%
	2. Contractual Services	$ 8,857	$ 12,545	$ 87,096	$ 22,504	$ 39,057	$ 41,138	$ -	$ 41,138	$ (45,958)	-52.77%
23	Uniforms (Buy)	$ 9,742	$ 5,586	$ 3,200	$ 2,420	$ 3,099	$ 2,500	$ -	$ 2,500	$ (700)	-21.88%
24	General Office Supplies	4,056	3,401	3,918	431	484	500	-	500	(3,418)	-87.25%
25	Medical Supplies	600	228	450	115	115	250	-	250	(200)	-44.41%
26	Training Supplies	-	190	-	-	-	-	-	-	-	0.00%
27	Food/Meals	-	11	-	-	-	-	-	-	-	0.00%
28	Miscellaneous Supplies	-	-	500	525	525	500	-	500	-	0.00%
29	Computer Hardware	231	-	-	-	-	-	-	-	-	0.00%
30	Computer Software	10,040	-	-	-	-	-	-	-	-	0.00%
31	Instruments/Apparatus	-	735	2,500	-	-	-	-	-	(2,500)	-100.00%
32	Fuel	9,299	7,863	7,146	2,395	5,227	7,146	-	7,146	0	0.01%
	3. Commodities	$ 33,968	$ 18,013	$ 17,714	$ 5,886	$ 9,450	$ 10,896	$ -	$ 10,896	$ (6,818)	-38.49%
33	Computer Equipment	$ 58,235	$ -	$ 3,756	$ 13	$ 13	$ -	$ -	$ -	$ (3,756)	-100.00%
34	Motor Vehicles	30,674	-	-	-	-	-	-	-	-	0.00%
	6. Non-CIP Capital Outlay	$ 88,909	$ -	$ 3,756	$ 13	$ 13	$ -	$ -	$ -	$ (3,756)	-100.00%
	Total ESB - Training & Mental Health	$ 757,367	$ 887,889	$ 820,474	$ 644,879	$ 952,077	$ 878,964	$ -	$ 878,964	$ 58,490	7.13%

City of Kyle, Texas
Fund Summary Budget Status Report
GENERAL FUND (1100)

		Actual 2023-24	Actual 2024-25	Approved Budget 2025-26	Year to Date w/Encumbrance 5/31/2026	Current Year Estimate 2025-26	ICM Proposed Base Budget 2026-27	Supplemental Budget 2026-27	ICM Proposed Budget 2026-27	Proposed $ Increase (Decrease) From FY 2025-26 Approved Budget	Proposed % Increase (Decrease) From FY 2025-26 Approved Budget
EXPENDITURES:											
Line No.	**ESB - NEIGHBORHOOD SERVICES - ANIMAL CONTROL**										
1	Regular Full Time Wages	$ 296,734	$ 252,360	$ -	$ 30,950	$ -	$ -	$ -	$ -	$ -	0.00%
2	Overtime Wages	15,777	7,004	-	2,359	-	-	-	-	-	0.00%
3	Leave Buy Back Program	-	11,854	-	8,584	-	-	-	-	-	0.00%
4	Longevity Pay	5,684	4,793	-	1,239	-	-	-	-	-	0.00%
5	Certification Incentive	1,318	557	-	281	-	-	-	-	-	0.00%
6	Education Incentive	5	28	-	44	-	-	-	-	-	0.00%
7	Health Insurance Deductible	5,257	4,507	-	340	-	-	-	-	-	0.00%
8	FICA/Social Security	23,931	20,541	-	3,121	-	-	-	-	-	0.00%
9	State Unemployment Taxes	615	358	-	58	-	-	-	-	-	0.00%
10	Retirement - TMRS	42,427	39,131	-	6,357	-	-	-	-	-	0.00%
11	Health Insurance	55,895	56,574	-	3,776	-	-	-	-	-	0.00%
12	Dental Insurance	2,160	2,109	-	114	-	-	-	-	-	0.00%
13	Life Insurance	1,956	811	-	46	-	-	-	-	-	0.00%
14	ST/LT Disability Insurance	1,816	1,087	-	83	-	-	-	-	-	0.00%
15	Vision Insurance	459	404	-	19	-	-	-	-	-	0.00%
16	AD&D	194	137	-	4	-	-	-	-	-	0.00%
	1. Personnel	$ 454,226	$ 402,255	$ -	$ 57,375	$ -	$ -	$ -	$ -	$ -	0.00%
17	Travel - Training & Conferences	$ 2,925	$ 1,920	$ -	$ -	$ -	$ -	$ -	$ -	$ -	0.00%
18	Memberships and Dues	300	75	-	-	-	-	-	-	-	0.00%
19	Cell Phones/Pagers	201	-	-	-	-	-	-	-	-	0.00%
20	Lease Payments - Motor Vehicles	45,510	44,834	-	3,983	-	-	-	-	-	0.00%
21	Veterinarian Services	1,829	4,054	-	-	-	-	-	-	-	0.00%
22	SM-Hays Co Animal Control	231,003	382,571	-	-	-	-	-	-	-	0.00%
23	Trap, Neuter, Vaccinate, and Return Program	4,974	9,996	-	-	-	-	-	-	-	0.00%
	2. Contractual Services	$ 286,742	$ 443,451	$ -	$ 3,983	$ -	$ -	$ -	$ -	$ -	0.00%
24	Uniforms (Buy)	$ 5,789	$ 4,190	$ -	$ 2	$ -	$ -	$ -	$ -	$ -	0.00%
25	General Office Supplies	2,323	1,333	-	49	-	-	-	-	-	0.00%
26	Medical Supplies	376	228	-	-	-	-	-	-	-	0.00%
27	Food/Meals	21	-	-	-	-	-	-	-	-	0.00%
28	Computer Hardware	1,393	-	-	-	-	-	-	-	-	0.00%
29	Animal Control Devices/Supply	7,774	13,475	-	-	-	-	-	-	-	0.00%
30	Fuel	11,828	9,060	-	-	-	-	-	-	-	0.00%
	3. Commodities	$ 29,503	$ 28,286	$ -	$ 51	$ -	$ -	$ -	$ -	$ -	0.00%
	Total ESB - Neighborhood Srvs - Animal Control	$ 770,472	$ 873,991	$ -	$ 61,408	$ -	$ -	$ -	$ -	$ -	0.00%
EXPENDITURES:											
Line No.	**EMERGENCY MANAGEMENT**										
1	Regular Full Time Wages	$ 78,369	$ 105,429	$ 140,719	$ 70,200	$ 107,570	$ 109,762	$ -	$ 109,762	$ (30,957)	-22.00%
2	GWI/Merit Increase	-	-	3,675	-	-	-	-	-	(3,675)	-100.00%
3	Longevity Pay	300	-	255	255	255	435	-	435	180	70.59%
4	Health Insurance Deductible	1,583	1,000	1,500	1,000	1,000	-	-	-	(1,500)	-100.00%
5	FICA/Social Security	5,958	7,912	11,066	5,320	8,096	8,430	-	8,430	(2,636)	-23.82%
6	State Unemployment Taxes	234	63	176	171	126	117	-	117	(59)	-33.33%
7	Retirement - TMRS	10,442	14,938	21,773	10,332	15,718	16,563	-	16,563	(5,210)	-23.93%
8	Health Insurance	9,390	15,857	29,229	10,820	17,066	17,197	-	17,197	(12,032)	-41.16%
9	Dental Insurance	324	530	1,002	363	574	664	-	664	(338)	-33.73%
10	Life Insurance	449	347	970	157	250	720	-	720	(250)	-25.73%
11	ST/LT Disability Insurance	442	464	866	261	416	674	-	674	(192)	-22.13%
12	Vision Insurance	73	104	177	66	106	112	-	112	(65)	-36.72%
13	AD&D	45	58	97	11	22	72	-	72	(25)	-25.77%
14	Personnel Vacancy Savings	-	-	(7,441)	-	-	-	-	-	7,441	-100.00%
	1. Personnel	$ 107,610	$ 146,703	$ 204,062	$ 98,956	$ 151,199	$ 154,746	$ -	$ 154,746	$ (49,316)	-24.17%

City of Kyle, Texas
Fund Summary Budget Status Report
GENERAL FUND (1100)

		Actual 2023-24	Actual 2024-25	Approved Budget 2025-26	Year to Date w/Encumbrance 5/31/2026	Current Year Estimate 2025-26	ICM Proposed Base Budget 2026-27	Supplemental Budget 2026-27	ICM Proposed Budget 2026-27	Proposed $ Increase (Decrease) From FY 2025-26 Approved Budget	Proposed % Increase (Decrease) From FY 2025-26 Approved Budget
15	Travel - Training & Conferences	$ 2,423	$ 2,346	$ 10,600	$ 1,060	$ 1,060	$ 1,500	$ -	$ 1,500	$ (9,100)	-85.85%
16	Mileage - Reimbursement	480	-	-	-	-	-	-	-	-	0.00%
17	Community/Civic Events	-	36,242	7,425	(4,285)	-	-	-	-	(7,425)	-100.00%
18	Memberships and Dues	199	214	1,330	-	199	-	-	-	(1,330)	-100.00%
19	Wireless Data Services	-	-	540	-	-	-	-	-	(540)	-100.00%
20	Radio Service/Lease	926	360	1,480	280	360	1,480	-	1,480	-	0.00%
21	Lease Payments - Motor Vehicles	2,837	23,374	35,000	15,583	23,384	23,500	-	23,500	(11,500)	-32.86%
22	Motor Vehicle Repair/Maint	1,667	970	-	-	-	-	-	-	-	0.00%
23	Legal Services	193	-	-	-	-	-	-	-	-	0.00%
24	Outside Printing	1,626	31	2,000	-	-	-	-	-	(2,000)	-100.00%
25	Delivery/Courier Service	28	-	-	-	-	-	-	-	-	0.00%
26	Services- Accreditation Funding	-	-	3,500	-	-	-				
27	Services - Community Lockbox Program	-	7,616	10,000	-	-	10,000	-	10,000	-	0.00%
	2. Contractual Services	$ 10,379	$ 71,154	$ 71,875	$ 12,638	$ 25,003	$ 36,480	$ -	$ 36,480	$ (35,395)	-49.25%
28	Uniforms (Buy)	$ 2,741	$ 731	$ 1,000	$ 102	$ 102	$ 500	$ -	$ 500	$ (500)	-50.00%
29	General Office Supplies	1,598	3,164	3,400	1,818	2,183	500	-	500	(2,900)	-85.29%
30	Medical Supplies	-	29	-	23	23	-	-	-	-	0.00%
31	Food/Meals	-	88	-	-	-	-	-	-	-	0.00%
32	Miscellaneous Supplies	70,789	55,981	65,000	36,641	39,634	3,000		3,000	(62,000)	-95.38%
33	Communication Equipment	577	-	750	-	-	-	-	-	(750)	-100.00%
34	Fuel	-	408	-	1,039	1,797	-	-	-	-	0.00%
	3. Commodities	$ 75,705	$ 60,401	$ 70,150	$ 39,623	$ 43,739	$ 4,000	$ -	$ 4,000	$ (66,150)	-94.30%
	Total Emergency Management	$ 193,694	$ 278,257	$ 346,087	$ 151,217	$ 219,941	$ 195,226	$ -	$ 195,226	$ (150,861)	-43.59%
	Total Combined Police Department	$ 17,572,973	$ 21,290,545	$ 20,320,039	$ 14,381,250	$ 21,565,572	$ 21,948,238	$ -	$ 21,948,238	$ 1,707,199	8.40%
	Total Combined Police Department w/o Transfers	$ 17,550,473	$ 21,259,562	$ 20,320,039	$ 14,381,250	$ 21,565,572	$ 21,948,238	$ -	$ 21,948,238	$ 1,707,199	8.40%

City of Kyle, Texas
Fund Summary Budget Status Report
GENERAL FUND (1100)

Line No.		Actual 2023-24	Actual 2024-25	Approved Budget 2025-26	Year to Date w/Encumbrance 5/31/2026	Current Year Estimate 2025-26	ICM Proposed Base Budget 2026-27	Supplemental Budget 2026-27	ICM Proposed Budget 2026-27	Proposed $ Increase (Decrease) From FY 2025-26 Approved Budget	Proposed % Increase (Decrease) From FY 2025-26 Approved Budget
EXPENDITURES:											
Line No.	**COUNCIL INITIATED PROGRAMS**										
1	Mental Health / Behavioral Advisory Program	$ -	$ 55,039	$ -	$ -	$ -	$ -	$ -	$ -	$ -	0.00%
2	Rain Barrel Program	3,384	100	-	-	-	-	-	-	-	0.00%
3	1st Year On Us Program	-	5,353	-	-	-	-	-	-	-	0.00%
4	Quality of Life Study	-	16,487	-	-	-	-	-	-	-	0.00%
5	Services - Public Transportation (UBER Program)	579,133	940,923	-	16,475	-	-	-	-	-	0.00%
6	Services - Hays Co Food Bank	-	15,000	-	-	-	-	-	-	-	0.00%
	2. Contractual Services	$ 582,517	$ 1,032,902	$ -	$ 16,475	$ -	$ -	$ -	$ -	$ -	0.00%
	Total Council Initiated Programs	$ 582,517	$ 1,032,902	$ -	$ 16,475	$ -	$ -	$ -	$ -	$ -	0.00%

City of Kyle, Texas
Fund Summary Budget Status Report
GENERAL FUND (1100)

EXPENDITURES:

Line No.	TRANSPORTATION & PUBLIC WORKS ADMINISTRATION	Actual 2023-24	Actual 2024-25	Approved Budget 2025-26	Year to Date w/Encumbrance 5/31/2026	Current Year Estimate 2025-26	ICM Proposed Base Budget 2026-27	Supplemental Budget 2026-27	ICM Proposed Budget 2026-27	Proposed $ Increase (Decrease) From FY 2025-26 Approved Budget	Proposed % Increase (Decrease) From FY 2025-26 Approved Budget
1	Regular Full Time Wages	$ -	$ 3,771	$ 565,566	$ 301,426	$ 415,727	$ 482,389	$ -	$ 482,389	$ (83,177)	-14.71%
2	Overtime Wages	-	-	1,700	177	326	250	-	250	(1,450)	-85.29%
3	Leave Buy Back Program	-	-	-	10,200	10,200	-	-	-	-	0.00%
4	GWI/Merit Increase	-	-	19,592	-	-	-	-	-	(19,592)	-100.00%
5	Longevity Pay	-	-	2,280	540	540	2,640	-	2,640	360	15.79%
6	Car Allowance	-	48	10,500	3,875	5,904	10,500	-	10,500	-	0.00%
7	Health Insurance Deductible	-	-	4,000	3,000	3,000	-	-	-	(4,000)	-100.00%
8	FICA/Social Security	-	292	45,895	21,488	31,850	37,927	-	37,927	(7,968)	-17.36%
9	State Unemployment Taxes	-	-	468	513	378	351	-	351	(117)	-25.00%
10	Retirement - TMRS	-	557	88,731	46,779	71,832	74,516	-	74,516	(14,215)	-16.02%
11	Health Insurance	-	363	47,130	27,926	44,062	51,591	-	51,591	4,461	9.47%
12	Dental Insurance	-	14	2,673	1,021	1,622	1,992	-	1,992	(681)	-25.48%
13	Life Insurance	-	6	1,476	390	624	1,080	-	1,080	(396)	-26.83%
14	ST/LT Disability Insurance	-	10	1,391	705	1,124	1,050	-	1,050	(341)	-24.51%
15	Vision Insurance	-	3	471	192	306	336	-	336	(135)	-28.66%
16	AD&D	-	1	148	28	56	108	-	108	(40)	-27.03%
17	Personnel Vacancy Savings	-	-	(37,366)	-	-	-	-	-	37,366	-100.00%
	1. Personnel	$ -	$ 5,065	$ 754,655	$ 418,260	$ 587,551	$ 664,730	$ -	$ 664,730	$ (89,925)	-11.92%
18	Travel - Training & Conferences	$ -	$ -	$ 5,625	$ -	$ -	$ -	$ -	$ -	$ (5,625)	-100.00%
19	Memberships and Dues	-	-	1,000	-	-	-	-	-	(1,000)	-100.00%
20	Subscription and Books	-	-	1,000	-	-	-	-	-	(1,000)	-100.00%
21	Lease Payments - Motor Vehicles	-	-	12,220	-	-	-	-	-	(12,220)	-100.00%
22	Motor Vehicle Repair/Maint	-	-	1,600	-	-	-	-	-	(1,600)	-100.00%
23	Office Equipment Rental	-	-	2,500	-	-	-	-	-	(2,500)	-100.00%
24	Services - Public Transportation (UBER Program)	-	-	875,950	577,640	1,007,149	727,650	-	727,650	(148,300)	-16.93%
	2. Contractual Services	$ -	$ -	$ 899,895	$ 577,640	$ 1,007,149	$ 727,650	$ -	$ 727,650	$ (172,245)	-19.14%
25	Uniforms (Buy)	$ -	$ 2,072	$ 2,880	$ -	$ 2,137	$ 2,880	$ -	$ 2,880	$ -	0.00%
26	General Office Supplies	-	-	4,000	213	213	500	-	500	(3,500)	-87.50%
27	Medical Supplies	-	-	250	-	-	-	-	-	(250)	-100.00%
28	Miscellaneous Occasions Supplies	-	-	6,100	-	-	-	-	-	(6,100)	-100.00%
29	Food/Meals	-	-	2,250	-	155	-	-	-	(2,250)	-100.00%
30	Miscellaneous Supplies	-	-	1,500	-	649	-	-	-	(1,500)	-100.00%
31	Office Equipment	-	-	5,000	-	-	-	-	-	(5,000)	-100.00%
32	Fuel	-	-	540	-	-	-	-	-	(540)	-100.00%
	3. Commodities	$ -	$ 2,072	$ 22,520	$ 213	$ 3,154	$ 3,380	$ -	3,380	$ (19,140)	-84.99%
	Total Transportation & Public Works Administration	$ -	$ 7,137	$ 1,677,070	$ 996,114	$ 1,597,854	$ 1,395,760	$ -	$ 1,395,760	$ (281,310)	-16.77%

EXPENDITURES:

Line No.	INSPECTIONS										
1	Regular Full Time Wages	$ -	$ 5,313	$ 795,147	$ 427,110	$ 654,222	$ 800,226	$ -	$ 800,226	$ 5,079	0.64%
2	Overtime Wages	-	188	11,050	20,250	26,495	27,100	-	27,100	16,050	145.25%
3	Leave Buy Back Program	-	-	-	36,288	36,288	-	-	-	-	0.00%
4	GWI/Merit Increase	-	-	27,545	-	-	-	-	-	(27,545)	-100.00%
5	Longevity Pay	-	-	13,455	12,990	12,990	15,915	-	15,915	2,460	18.28%
6	Certification Incentive	-	-	5,850	-	-	7,800	-	7,800	1,950	33.33%
7	Health Insurance Deductible	-	-	9,000	8,000	8,000	-	-	-	(9,000)	-100.00%
8	FICA/Social Security	-	415	64,413	37,789	59,660	63,032	-	63,032	(1,381)	-2.14%
9	State Unemployment Taxes	-	-	1,053	1,368	1,008	1,053	-	1,053	-	0.00%
10	Retirement - TMRS	-	803	124,531	73,484	115,802	123,838	-	123,838	(693)	-0.56%
11	Health Insurance	-	940	129,024	68,371	108,444	154,772	-	154,772	25,748	19.96%
12	Dental Insurance	-	35	6,014	2,588	4,106	5,975	-	5,975	(39)	-0.65%
13	Life Insurance	-	14	3,240	982	1,562	3,240	-	3,240	-	0.00%
14	ST/LT Disability Insurance	-	22	3,150	1,639	2,602	3,150	-	3,150	-	0.00%
15	Vision Insurance	-	7	1,060	490	782	1,009	-	1,009	(51)	-4.81%
16	AD&D	-	3	324	67	134	324	-	324	-	0.00%
17	Personnel Vacancy Savings	-	-	(55,656)	-	-	-	-	-	55,656	-100.00%
	1. Personnel	$ -	$ 7,741	$ 1,139,200	$ 691,417	$ 1,032,095	$ 1,207,434	$ -	$ 1,207,434	$ 68,234	5.99%

City of Kyle, Texas
Fund Summary Budget Status Report
GENERAL FUND (1100)

		Actual 2023-24	Actual 2024-25	Approved Budget 2025-26	Year to Date w/Encumbrance 5/31/2026	Current Year Estimate 2025-26	ICM Proposed Base Budget 2026-27	Supplemental Budget 2026-27	ICM Proposed Budget 2026-27	Proposed $ Increase (Decrease) From FY 2025-26 Approved Budget	Proposed % Increase (Decrease) From FY 2025-26 Approved Budget
18	Travel - Training & Conferences	$ -	$ -	$ 3,375	$ -	$ -	$ -	$ -	$ -	$ (3,375)	-100.00%
19	Cell Phones/Pagers	-	-	2,580	-	-	-	-	-	(2,580)	-100.00%
20	Lease Payments - Motor Vehicles	-	-	105,000	-	-	-	-	-	(105,000)	-100.00%
21	Motor Vehicle Repair/Maint	-	-	5,000	-	1,219	-	-	-	(5,000)	-100.00%
	2. Contractual Services	$ -	$ -	$ 115,955	$ -	$ 1,219	$ -	$ -	$ -	$ (115,955)	-100.00%
22	Uniforms (Buy)	$ -	$ -	$ 6,480	$ 3,196	$ 5,102	$ 2,340	$ -	$ 2,340	$ (4,140)	-63.89%
23	General Office Supplies	-	-	6,000	433	484	1,100	-	1,100	(4,900)	-81.67%
24	Minor Tools/Instruments	-	-	-	221	221	-	-	-	-	0.00%
25	Miscellaneous Occasions Supplies	-	-	-	57	57	-	-	-	-	0.00%
26	Office Furniture (<$5K)	-	-	3,750	-	-	-	-	-	(3,750)	-100.00%
27	Computer Hardware	-	-	-	2,434	2,434	-	-	-	-	0.00%
28	Other Field Equipment	-	-	-	288	288	-	-	-	-	0.00%
29	Fuel	-	-	12,500	-	-	-	-	-	(12,500)	-100.00%
	3. Commodities	$ -	$ -	$ 28,730	$ 6,629	$ 8,586	$ 3,440	$ -	3,440	$ (25,290)	-88.03%
	Total Inspections	$ -	$ 7,741	$ 1,283,885	$ 698,046	$ 1,041,900	$ 1,210,874	$ -	$ 1,210,874	$ (73,011)	-5.69%

EXPENDITURES:

Line No.	**STREET MAINTENANCE**										
1	Regular Full Time Wages	$ 796,815	$ 1,028,546	$ 671,716	$ 496,492	$ 607,833	$ 646,563	$ -	$ 646,563	$ (25,153)	-3.74%
2	Overtime Wages	30,872	31,059	23,800	16,500	21,449	22,000	-	22,000	(1,800)	-7.56%
3	On-Call Pay	1,934	1,008	3,000	378	736	3,000	-	3,000	-	0.00%
4	Leave Buy Back Program	-	17,616	-	29,722	29,722	-	-	-	-	0.00%
5	GWI/Merit Increase	-	-	23,269	-	-	-	-	-	(23,269)	-100.00%
6	Longevity Pay	9,201	10,014	10,380	12,712	12,712	11,145	-	11,145	765	7.37%
7	Car Allowance	-	3,729	-	1,947	-	-	-	-	-	0.00%
8	Certification Incentive	490	804	-	714	-	-	-	-	-	0.00%
9	Health Insurance Deductible	14,120	14,898	12,000	12,850	12,850	-	-	-	(12,000)	-100.00%
10	FICA/Social Security	62,808	81,991	56,332	41,626	74,334	52,227	-	52,227	(4,105)	-7.29%
11	State Unemployment Taxes	1,702	863	1,404	2,198	1,620	1,287	-	1,287	(117)	-8.33%
12	Retirement - TMRS	111,485	155,252	108,908	81,322	144,952	102,611	-	102,611	(6,297)	-5.78%
13	Health Insurance	138,866	186,952	154,453	101,666	181,954	189,166	-	189,166	34,713	22.47%
14	Dental Insurance	5,903	7,612	8,018	3,861	6,956	7,303	-	7,303	(715)	-8.92%
15	Life Insurance	5,282	3,124	4,802	1,077	1,926	4,622	-	4,622	(180)	-3.75%
16	ST/LT Disability Insurance	4,841	4,254	4,122	1,907	3,396	3,969	-	3,969	(153)	-3.71%
17	Vision Insurance	1,263	1,495	1,413	726	1,312	1,234	-	1,234	(179)	-12.67%
18	AD&D	527	538	480	90	180	462	-	462	(18)	-3.75%
19	Personnel Vacancy Savings	-	-	(49,570)	-	-	-	-	-	49,570	-100.00%
	1. Personnel	$ 1,186,109	$ 1,549,756	$ 1,034,527	$ 805,789	$ 1,101,932	$ 1,045,589	$ -	$ 1,045,589	$ 11,062	1.07%
20	Travel - City Business	$ -	$ -	$ -	$ 529	$ 529	$ -	$ -	$ -	$ -	0.00%
21	Travel - Training & Conferences	1,955	4,245	10,500	4,463	5,871	5,659	-	5,659	(4,841)	-46.10%
22	Memberships and Dues	-	-	-	100	100	-	-	-	-	0.00%
23	Light & Power	237,552	261,311	210,000	126,417	229,733	210,000	-	210,000	-	0.00%
24	Cell Phones/Pagers	302	-	2,000	-	-	-	-	-	(2,000)	-100.00%
25	Water/Sewer/Trash	5,662	13,875	6,000	10,022	15,164	6,000	-	6,000	-	0.00%
26	Radio Service/Lease	2,643	2,167	2,580	1,733	2,889	2,580	-	2,580	-	0.00%
27	Electrical Repairs	20,403	57,241	77,000	14,520	10,060	60,000	-	60,000	(17,000)	-22.08%
28	Light Equipment Rental	-	-	-	618	618	-	-	-	-	0.00%
29	Motor Vehicle Rental	-	227	-	-	-	-	-	-	-	0.00%
30	Trucks/Heavy Equip Rental	3,528	1,713	8,000	4,017	4,017	6,000	-	6,000	(2,000)	-25.00%
31	Lease Payments - Motor Vehicles	33,729	16,977	103,995	82,049	119,520	103,995	-	103,995	-	0.00%

City of Kyle, Texas
Fund Summary Budget Status Report
GENERAL FUND (1100)

		Actual 2023-24	Actual 2024-25	Approved Budget 2025-26	Year to Date w/Encumbrance 5/31/2026	Current Year Estimate 2025-26	ICM Proposed Base Budget 2026-27	Supplemental Budget 2026-27	ICM Proposed Budget 2026-27	Proposed $ Increase (Decrease) From FY 2025-26 Approved Budget	Proposed % Increase (Decrease) From FY 2025-26 Approved Budget
32	Motor Vehicle Repair/Maint	14,362	31,941	22,000	11,238	18,683	22,000	-	22,000	-	0.00%
33	Repair/Maintenance - Minor	-	594	-	772	838	-	-	-	-	0.00%
34	Trailers/Light Vehicles M & R	-	1,853	-	1,678	1,753	-	-	-	-	0.00%
35	Truck/Heavy Equipment Repair	24,088	31,159	30,000	6,602	7,996	30,000	-	30,000	-	0.00%
36	Machine Tools Maint/Repair	2,600	1,874	2,000	435	435	2,000	-	2,000	-	0.00%
37	Office Equipment Rental	-	-	-	20	201	-	-	-	-	0.00%
38	Legal Services	6,606	-	-	-	-	-	-	-	-	0.00%
39	Other Professional Services	1,447	1,171	2,500	793	793	1,250	-	1,250	(1,250)	-50.00%
40	Public Notices	73	-	-	-	-	-	-	-	-	0.00%
41	Other Contract Services	-	-	25,000	-	-	10,000	-	10,000	(15,000)	-60.00%
42	IT Software/System Fees	37,411	-	-	-	-	-	-	-	-	0.00%
43	Services - Street Repair & Maintenance	4,200	6,500	27,500	6,500	6,500	10,000	-	10,000	(17,500)	-63.64%
44	Services - Employee Recruitment	-	14,000	14,000	-	-	-	-	-	(14,000)	-100.00%
	2. Contractual Services	$ 396,562	$ 446,849	$ 543,075	$ 272,507	$ 425,700	$ 469,484	$ -	$ 469,484	$ (73,591)	-13.55%
45	Uniforms (Buy)	$ 12,627	$ 10,698	$ 9,707	$ 11,889	$ 12,347	$ 9,707		$ 9,707	$ -	0.00%
46	General Office Supplies	1,092	770	800	570	648	800	-	800	-	0.00%
47	Cleaning - Paper Products	18	-	150	-	-	150	-	150	-	0.00%
48	Street Repair Materials	125,512	107,482	145,000	49,173	55,000	100,000	-	100,000	(45,000)	-31.03%
49	Safety Signs and Barricades	12,618	15,591	15,000	2,004	5,000	15,000	-	15,000	-	0.00%
50	Striping/Street Signs/Lt Poles	70,234	73,944	60,000	63,547	75,000	60,000	-	60,000	-	0.00%
51	Building Materials	4,006	3,557	5,000	729	3,500	5,000	-	5,000	-	0.00%
52	Sand and Gravel	2,563	9,839	17,500	-	-	-	-	-	(17,500)	-100.00%
53	Street/Drain/Sidewalk Materials	14,538	9,595	15,000	6,824	8,000	10,000	-	10,000	(5,000)	-33.33%
54	Electrical/Plumbing Supplies	-	481	-	-	-	-	-	-	-	0.00%
55	Fire Prevention Supplies	254	-	500	-	-	-	-	-	(500)	-100.00%
56	Medical Supplies	440	344	600	234	234	600	-	600	-	0.00%
57	Chemicals	123	725	2,500	-	-	1,000	-	1,000	(1,500)	-60.00%
58	Botanical/Landscape	-	-	50	-	-	-	-	-	(50)	-100.00%
59	Minor Tools/Instruments	2,594	2,400	3,000	2,723	2,807	3,000	-	3,000	-	0.00%
60	Miscellaneous Occasions Supplies	653	1,319	700	339	339	700	-	700	-	0.00%
61	Food/Meals	285	1,531	375	1,750	1,750	375	-	375	-	0.00%
62	Miscellaneous Supplies	2,037	3,267	3,000	1,271	1,658	3,000	-	3,000	-	0.00%
63	Office Equipment	195	604	5,000	-	-	1,000	-	1,000	(4,000)	-80.00%
64	Communication Equipment	1,267	147	1,000	-	-	500	-	500	(500)	-50.00%
65	Computer Hardware	50	1,240	-	33	33	-		-	-	0.00%
66	Street Maintenance Equipment	6,965	4,656	5,000	4,130	5,000	5,000	-	5,000	-	0.00%
67	Facility Maintenance Tools	-	378	-	(230)	-	-	-	-	-	0.00%
68	Other Field Equipment	61	-	-	-	-	-	-	-	-	0.00%
69	Equipment - Radio	16,500	2,838	17,458	-	-	5,000	-	5,000	(12,458)	-71.36%
70	Fuel	81,733	27,555	60,250	10,792	22,555	30,000	-	30,000	(30,250)	-50.21%
	3. Commodities	$ 356,366	$ 278,961	$ 367,589	$ 155,778	$ 193,871	$ 250,831	$ -	250,831	$ (116,758)	-31.76%
71	Office Furniture (>$5K)	$ -	$ 16,249	$ -	$ -	$ -	$ -	$ -	$ -	$ -	0.00%
72	Light Equipment	38,750	25,349	-	-	-	-	-	-	-	0.00%
73	Motor Vehicles	-	-	159,653	159,653	159,653	-	-	-	(159,653)	-100.00%
74	Heavy Equipment	149,021	146,958	-	-	-	-	-	-	-	0.00%
	6. Non-CIP Capital Outlay	$ 187,771	$ 188,556	$ 159,653	$ 159,653	$ 159,653	$ -	$ -	$ -	$ (159,653)	-100.00%
75	Right-to-Use Lease Assets	$ 145,479	$ 276,221	$ -	$ -	$ -	$ -	$ -	$ -	$ -	0.00%
	7 Principal on Right-to-Use Leases	$ 145,479	$ 276,221	$ -	$ -	$ -	$ -	$ -	$ -	$ -	0.00%
	Total Street Maintenance	$ 2,272,287	$ 2,740,342	$ 2,104,843	$ 1,393,727	$ 1,881,156	$ 1,765,904	$ -	$ 1,765,904	$ (338,940)	-16.10%

EXPENDITURES:

Line No.	**STREET CONSTRUCTION**										
1	Regular Full Time Wages	$ 1,053,647	$ 1,155,280	$ 1,068,089	$ 689,143	$ 1,140,499	$ 1,066,126	$ -	$ 1,066,126	$ (1,963)	-0.18%
2	Overtime Wages	99,854	61,160	42,819	42,681	58,572	58,600	-	58,600	15,781	36.86%
3	On-Call Pay	3,334	3,250	3,000	2,936	4,252	3,000	-	3,000	-	0.00%
4	Leave Buy Back Program	-	18,827	-	13,267	13,267	-	-	-	-	0.00%
5	GWI/Merit Increase	-	-	37,000	-	-	-	-	-	(37,000)	-100.00%
6	Longevity Pay	9,666	11,289	12,735	12,517	12,517	15,435	-	15,435	2,700	21.20%
7	Car Allowance	-	3,729	-	1,947	-	-	-	-	-	0.00%
8	Language Incentive	-	-	-	436	-	-	-	-	-	0.00%
9	Certification Incentive	490	804	-	714	-	-	-	-	-	0.00%
10	Health Insurance Deductible	20,037	20,315	18,000	17,433	16,683	-	-	-	(18,000)	-100.00%

City of Kyle, Texas
Fund Summary Budget Status Report
GENERAL FUND (1100)

		Actual 2023-24	Actual 2024-25	Approved Budget 2025-26	Year to Date w/Encumbrance 5/31/2026	Current Year Estimate 2025-26	ICM Proposed Base Budget 2026-27	Supplemental Budget 2026-27	ICM Proposed Budget 2026-27	Proposed $ Increase (Decrease) From FY 2025-26 Approved Budget	Proposed % Increase (Decrease) From FY 2025-26 Approved Budget
11	FICA/Social Security	87,651	94,926	89,597	57,335	79,156	87,564	-	87,564	(2,033)	-2.27%
12	State Unemployment Taxes	2,366	1,148	2,106	2,995	2,080	2,106	-	2,106	-	0.00%
13	Retirement - TMRS	154,955	178,298	173,220	111,592	153,564	172,038	-	172,038	(1,182)	-0.68%
14	Health Insurance	195,641	197,186	250,629	133,027	189,210	309,545	-	309,545	58,916	23.51%
15	Dental Insurance	8,064	8,987	12,027	5,929	8,670	11,950	-	11,950	(77)	-0.64%
16	Life Insurance	6,898	3,579	7,195	1,543	2,280	7,147	-	7,147	(48)	-0.67%
17	ST/LT Disability Insurance	6,446	4,889	6,216	2,773	4,034	6,179	-	6,179	(37)	-0.60%
18	Vision Insurance	1,592	1,714	2,119	1,094	1,604	2,019	-	2,019	(100)	-4.72%
19	AD&D	685	619	720	107	214	715	-	715	(5)	-0.69%
20	Personnel Vacancy Savings	-	-	(79,077)	-	-	-	-	-	79,077	-100.00%
	1. Personnel	$ 1,651,326	$ 1,766,001	$ 1,646,395	$ 1,097,468	$ 1,686,602	$ 1,742,424	$ -	$ 1,742,424	$ 96,029	5.83%
21	Travel - Training & Conferences	$ 353	$ 779	$ 7,500	$ 206	$ 1,009	$ 1,000	$ -	$ 1,000	$ (6,500)	-86.67%
22	Cell Phones/Pagers	632	-	-	303	303	-	-	-	-	0.00%
23	Radio Service/Lease	2,643	2,167	2,580	1,733	2,889	2,580	-	2,580	-	0.00%
24	Trucks/Heavy Equip Rental	115	8,173	5,000	3,748	3,748	5,000	-	5,000	-	0.00%
25	Lease Payments - Motor Vehicles	-	5,069	136,955	4,119	14,845	6,955	-	6,955	(130,000)	-94.92%
26	Motor Vehicle Repair/Maint	7,190	8,625	10,000	3,096	10,000	10,000	-	10,000	-	0.00%
27	Repair/Maintenance - Minor	-	206	-	778	-	-	-	-	-	0.00%
28	Trailers/Light Vehicles M & R	-	2,257	-	-	-	-	-	-	-	0.00%
29	Truck/Heavy Equipment Repair	128,740	129,306	143,256	200,118	250,000	143,256	-	143,256	-	0.00%
30	Body Shop Repairs	-	-	1,000	-	-	-	-	-	(1,000)	-100.00%
31	Machine Tools Maint/Repair	3,499	475	4,000	55	55	1,000	-	1,000	(3,000)	-75.00%
32	Other Equip Maint/Repair	-	255	-	375	375	-	-	-	-	0.00%
33	Office Equipment Rental	-	-	-	20	20	-	-	-	-	0.00%
34	Engineering Services	-	-	500	-	-	-	-	-	(500)	-100.00%
35	Medical Services/Drug Testing	-	-	100	-	-	-	-	-	(100)	-100.00%
36	Other Professional Services	2,643	1,554	2,500	848	848	2,500	-	2,500	-	0.00%
37	Public Notices	73	-	-	-	-	-	-	-	-	0.00%
38	IT Software/System Fees	17,111	-	-	-	-	-	-	-	-	0.00%
39	Services - Employee Recruitment	-	14,000	14,000	-	-	-	-	-	(14,000)	-100.00%
	2. Contractual Services	$ 162,999	$ 172,866	$ 327,390	$ 215,400	$ 284,092	$ 172,290	$ -	$ 172,290	$ (155,100)	-47.37%
40	Uniforms (Buy)	$ 17,840	$ 13,216	$ 13,100	$ 10,954	$ 11,147	$ 13,100	$ -	$ 13,100	$ -	0.00%
41	General Office Supplies	388	559	4,000	566	687	1,000	-	1,000	(3,000)	-75.00%
42	Cleaning - Paper Products	8	394	-	-	-	-	-	-	-	0.00%
43	Street Repair Materials	350	2,524	-	-	-	-	-	-	-	0.00%
44	Safety Signs and Barricades	11,344	14,002	9,000	1,988	5,000	9,000	-	9,000	-	0.00%
45	Striping/Street Signs/Lt Poles	7,862	8,237	5,000	539	1,000	5,000	-	5,000	-	0.00%
46	Building Materials	2,762	697	4,000	-	-	1,000	-	1,000	(3,000)	-75.00%
47	Sand and Gravel	111	19,194	34,888	168	168	168	-	168	(34,720)	-99.52%
48	Street/Drain/Sidewalk Materials	-	349	-	-	-	-	-	-	-	0.00%
49	Electrical/Plumbing Supplies	29	16	300	-	-	-	-	-	(300)	-100.00%
50	Machine Fabricated Parts	-	-	500	-	-	-	-	-	(500)	-100.00%
51	Miscellaneous Hardware	-	36	500	-	-	-	-	-	(500)	-100.00%
52	Fire Prevention Supplies	254	-	500	-	-	-	-	-	(500)	-100.00%
53	Medical Supplies	489	314	600	71	71	300	-	300	(300)	-50.00%
54	Chemicals	1,584	504	3,000	-	-	1,000	-	1,000	(2,000)	-66.67%
55	Minor Tools/Instruments	3,201	2,080	5,000	1,271	1,271	2,500	-	2,500	(2,500)	-50.00%
56	Miscellaneous Occasions Supplies	579	2,141	700	58	58	700	-	700	-	0.00%
57	Food/Meals	-	1,080	375	668	668	375	-	375	-	0.00%
58	Miscellaneous Supplies	1,760	2,707	1,000	78	162	1,000	-	1,000	-	0.00%
59	Office Furniture (<$5K)	195	-	-	-	-	-	-	-	-	0.00%
60	Communication Equipment	840	-	500	2,845	2,845	500	-	500	-	0.00%
61	Computer Hardware	47	3,586	-	-	-	-	-	-	-	0.00%
62	Street Maintenance Equipment	5,523	7,867	10,000	-	-	10,000	-	10,000	-	0.00%
63	Facility Maintenance Tools	480	1,082	750	-	-	750	-	750	-	0.00%
64	Other Field Equipment	706	120	500	263	263	500	-	500	-	0.00%
65	Equipment - Radio	-	20,247	34,915	-	-	20,000	-	20,000	(14,915)	-42.72%
66	Fuel	26,281	57,671	40,000	31,395	66,389	40,000	-	40,000	-	0.00%
	3. Commodities	$ 82,632	$ 158,626	$ 169,127	$ 50,863	$ 89,729	$ 106,892	$ -	$ 106,892	$ (62,235)	-36.80%

City of Kyle, Texas
Fund Summary Budget Status Report
GENERAL FUND (1100)

		Actual 2023-24	Actual 2024-25	Approved Budget 2025-26	Year to Date w/Encumbrance 5/31/2026	Current Year Estimate 2025-26	ICM Proposed Base Budget 2026-27	Supplemental Budget 2026-27	ICM Proposed Budget 2026-27	Proposed $ Increase (Decrease) From FY 2025-26 Approved Budget	Proposed % Increase (Decrease) From FY 2025-26 Approved Budget
67	Communication Equipment	$ -	$ 16,249	$ -	$ -	$ -	$ -	$ -	$ -	$ -	0.00%
68	Communication Equipment	16,500	-	-	-	-	-	-	-	-	0.00%
69	Motor Vehicles	-	-	159,653	159,653	159,653	-	-	-	(159,653)	-100.00%
70	Heavy Equipment	612,101	146,958	-	-	-	-	-	-	-	0.00%
	6. Non-CIP Capital Outlay	$ 628,601	$ 163,206	$ 159,653	$ 159,653	$ 159,653	$ -	$ -	$ -	$ (159,653)	-100.00%
	Total Street Construction	$ 2,525,557	$ 2,260,698	$ 2,302,565	$ 1,523,384	$ 2,220,076	$ 2,021,606	$ -	$ 2,021,606	$ (280,959)	-12.20%

EXPENDITURES:

Line No.	RIGHT-OF-WAY MAINTENANCE DIVISION										
1	Regular Full Time Wages	$ 958,589	$ 394,115	$ 1,096,536	$ 651,607	$ 959,404	$ 1,027,468	$ -	$ 1,027,468	$ (69,068)	-6.30%
2	Overtime Wages	33,957	7,095	15,675	12,250	14,457	16,500	-	16,500	825	5.26%
3	Leave Buy Back Program	-	15,489	-	15,953	15,953	-	-	-	-	0.00%
4	GWI/Merit Increase	-	-	37,986	-	-	-	-	-	(37,986)	-100.00%
5	Longevity Pay	9,930	11,940	13,965	13,425	13,425	15,450	-	15,450	1,485	10.63%
6	Certification Incentive	385	-	-	-	-	-	-	-	-	0.00%
7	Health Insurance Deductible	18,750	3,000	18,000	16,000	16,000	-	-	-	(18,000)	-100.00%
8	FICA/Social Security	75,814	32,442	91,340	51,929	80,448	81,045	-	81,045	(10,295)	-11.27%
9	State Unemployment Taxes	2,251	146	2,106	2,736	2,068	1,872	-	1,872	(234)	-11.11%
10	Retirement - TMRS	133,182	59,646	176,591	101,566	156,964	159,230	-	159,230	(17,361)	-9.83%
11	Health Insurance	162,707	55,282	213,773	125,414	197,784	275,151	-	275,151	61,378	28.71%
12	Dental Insurance	7,026	2,264	12,027	5,251	8,340	10,622	-	10,622	(1,405)	-11.68%
13	Life Insurance	6,287	1,566	7,834	1,439	2,312	7,310	-	7,310	(524)	-6.69%
14	ST/LT Disability Insurance	5,775	1,784	6,729	2,537	4,036	6,307	-	6,307	(422)	-6.27%
15	Vision Insurance	1,453	450	2,119	993	1,584	1,794	-	1,794	(325)	-15.34%
16	AD&D	630	222	783	106	212	731	-	731	(52)	-6.64%
17	Personnel Vacancy Savings	-	-	(78,912)	-	-	-	-	-	78,912	-100.00%
	1. Personnel	$ 1,416,735	$ 585,442	$ 1,616,552	$ 1,001,206	$ 1,472,987	$ 1,603,480	$ -	$ 1,603,480	$ (13,072)	-0.81%
18	Travel - Training & Conferences	$ 3,779	$ 3,639	$ 8,687	$ 3,670	$ 3,670	$ 1,500	$ -	$ 1,500	$ (7,187)	-82.73%
19	Memberships and Dues	708	372	2,069	563	563	669	-	669	(1,400)	-67.67%
20	Light & Power	-	-	4,709	-	-	-	-	-	(4,709)	-100.00%
21	Cell Phones/Pagers	3,797	766	3,000	-	-	-	-	-	(3,000)	-100.00%
22	Non-City - Water/Sewer/Trash	-	7,151	2,770	6,299	7,904	2,770	-	2,770	-	0.00%
23	Electrical Repairs	105,971	17,782	104,204	86,634	80,116	79,204	-	79,204	(25,000)	-23.99%
24	Plumbing Repairs	-	697	-	-	-	-	-	-	-	0.00%
25	Grounds Maintenance/Repair	5,377	3,337	13,540	17,340	17,340	13,540	-	13,540	-	0.00%
26	Misc Facility Repairs/Maint	431	15	693	-	-	-	-	-	(693)	-100.00%
27	Trucks/Heavy Equip Rental	291	3,932	8,139	1,278	1,278	8,139	-	8,139	-	0.00%
28	Lease Payments - Motor Vehicles	44,679	8,653	166,480	52,107	79,226	85,000	-	85,000	(81,480)	-48.94%
29	Motor Vehicle Repair/Maint	25,152	16,187	-	57,903	57,936	-	-	-	-	0.00%
30	Trailers/Light Vehicles M & R	7,515	2,381	-	27	5,143	-	-	-	-	0.00%
31	Truck/Heavy Equipment Repair	22,069	20,336	-	21,615	21,615	-	-	-	-	0.00%
32	Machine Tools Maint/Repair	4,094	1,453	-	-	-	-	-	-	-	0.00%
33	Other Equip Maint/Repair	4,934	4,494	-	2,070	2,070	-	-	-	-	0.00%
34	Public Notices	321	-	-	-	-	-	-	-	-	0.00%
35	Other Contract Services	30,975	40,500	58,500	58,500	58,500	21,000	-	21,000	(37,500)	-64.10%
36	Landscaping/Groundskeeping	17,774	7,716	-	-	-	-	-	-	-	0.00%
37	Services - Landscaping/Groundskeeping	46,709	-	-	-	-	-	-	-	-	0.00%
	2. Contractual Services	$ 324,575	$ 139,409	$ 372,790	$ 308,006	$ 335,361	$ 211,822	$ -	$ 211,822	$ (160,968)	-43.18%
38	Uniforms (Buy)	$ 10,338	$ 15,650	$ 12,600	$ 8,509	$ 8,509	$ 4,500	$ -	$ 4,500	$ (8,100)	-64.29%
39	General Office Supplies	3,530	2,678	2,800	487	487	500	-	500	(2,300)	-82.14%
40	Cleaning Supplies	270	132	3,832	811	811	1,000	-	1,000	(2,832)	-73.90%
41	Safety Signs and Barricades	930	-	2,339	480	480	500	-	500	(1,839)	-78.62%
42	Building Materials	24	-	-	-	-	-	-	-	-	0.00%
43	Construction/Maintenance Materials	-	-	416	-	-	-	-	-	(416)	-100.00%
44	Sand and Gravel	1,100	-	-	-	-	-	-	-	-	0.00%
45	Electrical/Plumbing Supplies	7,961	4,182	15,831	51,500	36,527	15,831	-	15,831	-	0.00%
46	Miscellaneous Hardware	85	-	139	23	23	139	-	139	-	0.00%
47	Pesticides	6,216	2,497	-	-	-	-	-	-	-	0.00%
48	Botanical/Landscape	909	-	-	-	-	-	-	-	-	0.00%
49	Food/Meals	2,750	1,465	1,875	2,411	3,384	1,875	-	1,875	-	0.00%

City of Kyle, Texas
Fund Summary Budget Status Report
GENERAL FUND (1100)

		Actual 2023-24	Actual 2024-25	Approved Budget 2025-26	Year to Date w/Encumbrance 5/31/2026	Current Year Estimate 2025-26	ICM Proposed Base Budget 2026-27	Supplemental Budget 2026-27	ICM Proposed Budget 2026-27	Proposed $ Increase (Decrease) From FY 2025-26 Approved Budget	Proposed % Increase (Decrease) From FY 2025-26 Approved Budget
50	Grounds Keeping Equipment	5,385	3,586	-	-	-	-	-	-	-	0.00%
51	Assets, Maintenance, and Equipment	8,556	11,146	68,995	49,861	41,705	50,995	-	50,995	(18,000)	-26.09%
52	Other Operational Equipment	1,289	620	-	-	-	-	-	-	-	0.00%
53	Fuel	45,152	36,076	40,000	13,280	25,642	32,000	-	32,000	(8,000)	-20.00%
	3. Commodities	$ 94,494	$ 78,031	$ 148,826	$ 127,364	$ 117,568	$ 107,339	$ -	$ 107,339	$ (41,487)	-27.88%
54	Office Furniture & Equip(>$5K)	$ -	$ 509	$ -	$ -	$ -	$ -	$ -	$ -	$ -	0.00%
55	Heavy Equipment	-	145,823	262,500	237,607	237,607	-	-	-	(262,500)	-100.00%
	6. Non-CIP Capital Outlay	$ -	$ 146,331	$ 262,500	$ 237,607	$ 237,607	$ -	$ -	$ -	$ (262,500)	-100.00%
56	Right-to-Use Lease Assets	$ 101,413	$ 192,552	$ -	$ -	$ -	$ -	$ -	$ -	$ -	0.00%
	7 Other	$ 101,413	$ 192,552	$ -	$ -	$ -	$ -	$ -	$ -	$ -	0.00%
	Total Right-Of-Way Maintenance Division	$ 1,937,218	$ 1,141,766	$ 2,400,667	$ 1,674,183	$ 2,163,523	$ 1,922,641	$ -	$ 1,922,641	$ (478,027)	-19.91%

EXPENDITURES:

Line No. **FLEET MAINTENANCE**

1	Regular Full Time Wages	$ -	$ 68,313	$ 117,917	$ 78,403	$ 120,138	$ 122,591	$ -	$ 122,591	$ 4,674	3.96%
2	Cost of Living Adjustment	-	-	4,085	-	-	-	-	-	(4,085)	-100.00%
3	Longevity Pay	-	-	-	-	-	300	-	300	300	0.00%
4	Health Insurance Deductible	-	833	1,000	1,000	1,000	-	-	-	(1,000)	-100.00%
5	FICA/Social Security	-	5,139	9,333	5,914	9,004	9,401	-	9,401	68	0.73%
6	State Unemployment Taxes	-	63	117	171	126	117	-	117	-	0.00%
7	Retirement - TMRS	-	9,864	18,044	11,498	17,472	18,471	-	18,471	427	2.37%
8	Health Insurance	-	6,008	22,375	6,003	9,538	17,197	-	17,197	(5,178)	-23.14%
9	Dental Insurance	-	385	668	397	628	664	-	664	(4)	-0.60%
10	Life Insurance	-	160	360	157	250	360	-	360	-	0.00%
11	ST/LT Disability Insurance	-	278	350	273	434	350	-	350	-	0.00%
12	Vision Insurance	-	68	118	66	106	112	-	112	(6)	-5.08%
13	AD&D	-	32	36	11	22	36	-	36	-	0.00%
14	Personnel Vacancy Savings	-	-	(8,383)	-	-	-	-	-	8,383	-100.00%
	1. Personnel	$ -	$ 91,143	$ 166,020	$ 103,892	$ 158,718	$ 169,599	$ -	$ 169,599	$ 3,579	2.16%
15	Services - Fleet Implementation	$ -	$ -	$ 150,000	$ 15	$ 40,455	$ -	$ -	$ -	$ (150,000)	-100.00%
	2. Contractual Services	$ -	$ -	$ 150,000	$ 15	$ 40,455	$ -	$ -	$ -	$ (150,000)	-100.00%
16	Facility Maintenance Tools	$ -	$ -	$ -	$ 180	$ 180	$ -	$ -	$ -	$ -	0.00%
	3. Commodities	$ -	$ -	$ -	$ 180	$ 180	$ -	$ -	$ -	$ -	0.00%
17	Communication Equipment	$ -	$ -	$ -	$ -	$ -	$ -	$ -	$ -	$ -	0.00%
18	Computer Equipment	-	-	-	-	-	-	-	-	-	0.00%
19	Instruments/Apparatus	-	-	-	-	-	-	-	-	-	0.00%
20	Machine Tools/Apparatus	-	-	-	-	-	-	-	-	-	0.00%
21	Light Equipment	-	-	-	-	-	-	-	-	-	0.00%
22	Motor Vehicles	-	-	330,000	-	-	-	-	-	(330,000)	-100.00%
23	Heavy Equipment	-	-	-	-	-	-	-	-	-	0.00%
24	Other Equipment	-	-	-	-	-	-	-	-	-	0.00%
25	Storm Water Drainage-Romero	-	-	-	-	-	-	-	-	-	0.00%
26	Street/Drain/Sidewalk/Bridge	-	-	-	-	-	-	-	-	-	0.00%
27	Capital Improv - Construction	-	-	-	-	-	-	-	-	-	0.00%
28	Building Improvements	-	-	-	-	-	-	-	-	-	0.00%
	6. Non-CIP Capital Outlay	$ -	$ -	$ 330,000	$ -	$ -	$ -	$ -	$ -	$ (330,000)	-100.00%
	Total Fleet	$ -	$ 91,143	$ 646,020	$ 104,087	$ 199,353	$ 169,599	$ -	$ 169,599	$ (476,421)	-73.75%

EXPENDITURES:

Line No. **FACILITY DIVISION**

1	Regular Full Time Wages	$ 396,695	$ 560,639	$ 677,418	$ 388,848	$ 604,279	$ 712,257	$ -	$ 712,257	$ 34,839	5.14%
2	Overtime Wages	20,613	9,449	9,950	7,539	11,128	10,250	-	10,250	300	3.02%
3	On-Call Pay	-	3,742	5,200	3,258	4,916	3,000	-	3,000	(2,200)	-42.31%
4	Leave Buy Back Program	-	5,577	-	-	-	-	-	-	-	0.00%
5	GWI/Merit Increase	-	-	21,292	-	-	-	-	-	(21,292)	-100.00%
6	Longevity Pay	7,785	7,875	9,540	9,900	9,900	8,910	-	8,910	(630)	-6.60%
7	Health Insurance Deductible	9,833	10,333	12,000	11,000	10,250	-	-	-	(12,000)	-100.00%

City of Kyle, Texas
Fund Summary Budget Status Report
GENERAL FUND (1100)

		Actual 2023-24	Actual 2024-25	Approved Budget 2025-26	Year to Date w/Encumbrance 5/31/2026	Current Year Estimate 2025-26	ICM Proposed Base Budget 2026-27	Supplemental Budget 2026-27	ICM Proposed Budget 2026-27	Proposed $ Increase (Decrease) From FY 2025-26 Approved Budget	Proposed % Increase (Decrease) From FY 2025-26 Approved Budget
8	FICA/Social Security	31,431	43,957	54,349	30,535	46,304	56,183	-	56,183	1,835	3.38%
9	Workers Compensation	-	-	-	-	-	-	-	-	-	0.00%
10	State Unemployment Taxes	1,171	771	1,404	1,909	1,412	1,404	-	1,404	-	0.00%
11	Retirement - TMRS	56,491	83,286	105,075	60,023	90,828	110,383	-	110,383	5,308	5.05%
12	Health Insurance	86,754	116,749	190,016	85,680	135,834	206,363	-	206,363	16,347	8.60%
13	Dental Insurance	3,616	5,034	8,018	3,485	5,588	7,967	-	7,967	(51)	-0.64%
14	Life Insurance	2,894	1,884	4,787	895	1,444	5,093	-	5,093	306	6.39%
15	ST/LT Disability Insurance	2,627	2,503	4,113	1,604	2,560	4,372	-	4,372	259	6.30%
16	Vision Insurance	720	964	1,413	669	1,072	1,346	-	1,346	(67)	-4.71%
17	AD&D	285	321	479	66	132	509	-	509	31	6.37%
18	Personnel Vacancy Savings	-	-	(46,896)	-	-	-	-	-	46,896	-100.00%
	1. Personnel	$ 620,917	$ 853,084	$ 1,058,157	$ 605,411	$ 925,647	$ 1,128,037	$ -	$ 1,128,037	$ 69,880	6.60%
19	Travel - Training & Conferences	$ 247	$ -	$ 375	$ -	$ -	$ -	$ -	$ -	$ (375)	-100.00%
20	Memberships and Dues	317	-	-	-	-	-	-	-	-	0.00%
21	Cell Phones/Pagers	-	-	1,000	-	-	-	-	-	(1,000)	-100.00%
22	Electrical Repairs	29	370	3,500	140	140	1,820	-	1,820	(1,680)	-48.00%
23	Heating/Cooling Repairs	40,669	48,941	66,936	4,902	39,902	35,919	-	35,919	(31,017)	-46.34%
24	Plumbing Repairs	-	1,470	800	-	-	800	-	800	-	0.00%
25	Carpentry/Painting	7,612	980	7,100	343	828	3,637	-	3,637	(3,463)	-48.77%
26	Misc Facility Repairs/Maint	6,994	14,179	9,000	3,465	3,480	9,000	-	9,000	-	0.00%
27	Light Equipment Rental	-	41	3,000	-	-	-	-	-	(3,000)	-100.00%
28	Lease Payments - Motor Vehicles	5,220	(4,943)	82,450	35,556	53,323	53,450	-	53,450	(29,000)	-35.17%
29	Motor Vehicle Repair/Maint	7,263	2,172	4,500	1,971	3,531	2,200	-	2,200	(2,300)	-51.11%
30	Body Shop Repairs	-	12,795	-	-	-	-	-	-	-	0.00%
31	Other Equip Maint/Repair	-	10	-	64	64	-	-	-	-	0.00%
32	Medical Equipment Maintenance	-	-	7,400	-	-	7,400	-	7,400	-	0.00%
33	Rental - Storage	-	2,694	3,210	1,317	1,317	3,210	-	3,210	-	0.00%
34	IT Software/System Fees	8,434	-	-	-	-	-	-	-	-	0.00%
	2. Contractual Services	$ 76,783	$ 78,710	$ 189,271	$ 47,757	$ 102,585	$ 117,436	$ -	$ 117,436	$ (71,835)	-37.95%
35	Uniforms (Buy)	$ 5,823	$ 6,089	$ 8,400	$ 6,402	$ 6,402	$ 8,400	$ -	$ 8,400	$ -	0.00%
36	General Office Supplies	4,665	662	900	339	422	900	-	900	-	0.00%
37	Cleaning Supplies	4,287	218	3,000	41	41	500	-	500	(2,500)	-83.33%
38	Cleaning - Paper Products	108	-	1,500	-	-	-	-	-	(1,500)	-100.00%
39	Building Materials	500	1,034	500	-	-	500	-	500	-	0.00%
40	Electrical/Plumbing Supplies	2,072	2,059	3,000	448	465	3,000	-	3,000	-	0.00%
41	Miscellaneous Hardware	361	523	350	-	-	350	-	350	-	0.00%
42	Medical Supplies	75	18,241	10,650	19,011	25,511	10,650	-	10,650	-	0.00%
43	Minor Tools/Instruments	3,962	2,147	2,500	1,429	1,429	2,500	-	2,500	-	0.00%
44	Training Supplies	-	290	-	-	-	-	-	-	-	0.00%
45	Miscellaneous Occasions Supplies	-	910	-	-	-	-	-	-	-	0.00%
46	Food/Meals	-	40	-	-	-	-	-	-	-	0.00%
47	Miscellaneous Supplies	1,544	1,558	1,300	-	-	-	-	-	(1,300)	-100.00%
48	Office Furniture (<$5K)	-	-	1,250	-	-	-	-	-	(1,250)	-100.00%
49	Computer Hardware	-	-	-	82	82	-	-	-	-	0.00%
50	Computer Software	-	-	1,000	-	-	-	-	-	(1,000)	-100.00%
51	Other Office Equipment	61	-	-	-	-	-	-	-	-	0.00%
52	Facility Maintenance Tools	743	2,653	5,000	8,607	8,756	5,000	-	5,000	-	0.00%
53	Other Field Equipment	13,102	-	-	-	-	-	-	-	-	0.00%
54	Other Operational Equipment	1,805	2,334	2,500	-	-	1,250	-	1,250	(1,250)	-50.00%
55	Fuel	4,832	5,384	2,000	2,121	4,365	2,000	-	2,000	-	0.00%
	3. Commodities	$ 43,938	$ 44,143	$ 43,850	$ 38,480	$ 47,473	$ 35,050	$ -	$ 35,050	$ (8,800)	-20.07%
56	Heavy Equipment	$ 49,982	$ 9,776	$ -	$ -	$ -	$ -	$ -	$ -	$ -	0.00%
57	Other Equipment	-	4,474	-	-	-	-	-	-	-	0.00%
58	Building & Storage Facilities	-	-	6,000	5,106	5,823	-	-	-	(6,000)	-100.00%
	6. Non-CIP Capital Outlay	$ 49,982	$ 14,250	$ 6,000	$ 5,106	$ 5,823	$ -	$ -	$ -	$ (6,000)	-100.00%
59	Right-to-Use Lease Assets	$ 84,673	$ 160,769	$ -	$ -	$ -	$ -	$ -	$ -	$ -	0.00%
	7 Principal on Right-to-Use Leases	$ 84,673	$ 160,769	$ -	$ -	$ -	$ -	$ -	$ -	$ -	0.00%
	Total Facility Division	$ 876,293	$ 1,150,956	$ 1,297,278	$ 696,754	$ 1,081,528	$ 1,280,523	$ -	$ 1,280,523	$ (16,755)	-1.29%
	Total T&PW - w/o Facilities	$ 4,797,844	$ 6,057,051	$ 11,906,412	$ 6,463,143	$ 9,370,915	$ 9,048,126	$ -	$ 9,048,126	$ (2,858,286)	-24.01%

City of Kyle, Texas
Fund Summary Budget Status Report
GENERAL FUND (1100)

		Actual 2023-24	Actual 2024-25	Approved Budget 2025-26	Year to Date w/Encumbrance 5/31/2026	Current Year Estimate 2025-26	ICM Proposed Base Budget 2026-27	Supplemental Budget 2026-27	ICM Proposed Budget 2026-27	Proposed $ Increase (Decrease) From FY 2025-26 Approved Budget	Proposed % Increase (Decrease) From FY 2025-26 Approved Budget
EXPENDITURES:											
Line No.	**SOLID WASTE SERVICES (Contract)**										
1	Bad Debt collection Service	$ (29,014)	$ (6,525)	$ -	$ -	$ -	$ -	$ -	$ -	$ -	0.00%
2	IT Software/System Fees	2,384	-	-	-	-	-	-	-	-	0.00%
3	Trash Collection Service	4,278,971	4,558,802	4,565,251	2,726,644	4,089,966	4,679,383	-	4,679,383	114,131	2.50%
	Total Solid Waste Services (Contract)	$ 4,252,341	$ 4,552,277	$ 4,565,251	$ 2,726,644	$ 4,089,966	$ 4,679,383	$ -	$ 4,679,383	$ 114,131	2.50%
EXPENDITURES:											
Line No.	**NON DEPARTMENTAL**										
1	10% Wage Reduction	$ -	$ -	$ -	$ -	$ -	$ -	$ -	$ -	-	0.00%
2	Pay Parity (Non-Civil Service)	-	-	187,500	-	-	-	-	-	(187,500)	-100.00%
3	Employer Contribution 457 Plan	-	-	85,046	-	-	-	-	-	(85,046)	-100.00%
4	Leave Buy Back Program	-	-	400,000	-	-	-	-	-	(400,000)	-100.00%
5	Workers Compensation	210,203	219,328	210,213	218,274	210,214	210,213	-	210,213	-	0.00%
6	Health Insurance Payroll Reconciliation Adjustment	11,773	127,757	-	(78,573)	-	-	-	-	-	0.00%
7	Tuition Reimbursement	457	15,026	50,000	17,834	35,000	-	-	-	(50,000)	-100.00%
8	Legal Services	-	-	-	100	-	-				
9	Insurance & Bonds	438,911	523,848	549,869	605,917	549,869	549,869	-	549,869	-	0.00%
10	Services - KAYAC	3,169	5,403	10,000	1,821	10,000	10,000	-	10,000	-	0.00%
11	Clearing Account - Voided Check	(19,750)	-	-	-	-	-	-	-	-	0.00%
12	Interest Payment-Right-to-Use Leases	106,071	199,276	-	-	-	-	-	-	-	0.00%
13	Principal Payment-Right-to-Use Leases	777,455	1,334,517	-	-	-	-	-	-	-	0.00%
	1. Non-Departmental - Citywide	$ 1,528,290	$ 2,425,155	$ 1,492,628	$ 765,373	$ 805,083	$ 770,082	$ -	$ 770,082	$ (722,546)	-48.41%
14	Seton & SCC Kyle Partners (ST)	$ 634,227	$ 97,759	$ -	$ -	$ -	$ -	$ -	$ -	$ -	0.00%
15	DDR DB Kyle, LP (ST)	388,568	85,868	150,000	-	-	-	-	-	(150,000)	-100.00%
16	RR HPI, LP (PT)	222,672	209,937	255,000	276,215	276,215	280,000	-	280,000	25,000	9.80%
17	ENF Technology, LLC (PT)	109,584	82,772	225,000	-	-	225,000	-	225,000	-	0.00%
18	Costco Wholesale Corporation (ST)	552,056	458,277	500,000	225,340	450,000	450,000	-	450,000	(50,000)	-10.00%
19	Cornbread Ventures LLC (Ztejas) (PT & ST)	16,274	29,317	50,000	-	-	-	-	-	(50,000)	-100.00%
20	Yarrington Logisticts Owner, LP (PT)	-	268,205	300,000	-	300,000	300,000	-	300,000	-	0.00%
21	CSW KC II, LLC (PT & ST)	-	-	-	-	293,000	325,000	-	325,000	325,000	0.00%
22	Pending 380 Incentive Agreements	-	-	100,000	-	-	-	-	-	(100,000)	-100.00%
	2. Non Departmental - Economic Dev Incentives	$ 1,923,380	$ 1,232,136	$ 1,580,000	$ 501,555	$ 1,319,215	$ 1,580,000	$ -	$ 1,580,000	$ -	0.00%
23	Interfund Transfers Out	$ -	$ -	$ -	$ -	$ -	$ -	$ -	$ -	$ -	0.00%
24	Transfer Out - CIP	-	-	-	-	-	-	-	-	-	0.00%
25	Transfer Out - Debt Service	85,339	-	-	-	-	-	-	-	-	0.00%
26	Transfer Out - OPEB Fund	-	-	-	-	-	-	-	-	-	0.00%
27	Transfer Out - Transportation Fund	-	-	-	-	-	-	-	-	-	0.00%
28	Transfer Out - Economic Dev Fund	-	-	-	-	-	-	-	-	-	0.00%
29	Transfer Out - Demolition Fund	-	-	-	-	-	-	-	-	-	0.00%
30	Transfer Out - Emergency Reserve Fund	-	-	-	-	-	-	-	-	-	0.00%
31	Transfer Out - Health Benefits Trust Fund	-	-	-	-	-	-	-	-	-	0.00%
32	Transfer Out - Healthcare Fund (Self-funded)	-	1,000,000	-	-	-	-	-	-	-	0.00%
33	Transfer Out - Grant Fund	-	-	-	-	-	-	-	-	-	0.00%
34	Transfer Out - Train Depot Donation	-	-	-	-	-	-	-	-	-	0.00%
35	Transfer Out - Facility Maintenance	-	-	-	-	-	-	-	-	-	0.00%
36	Transfer Out - G/F CIP Projects	13,965,561	8,780,000	-	-	-	-	-	-	-	0.00%
37	Transfer Out - G/F CIP (Downtown Mixed Use Bldg)	-	-	-	-	-	-	-	-	-	0.00%
38	Transfer Out - IT Replacement Fund	-	500,000	-	-	-	-	-	-	-	0.00%
39	Transfer Out - Fleet Replacement Fund	-	500,000	-	-	-	-	-	-	-	0.00%
40	Transfer Out - Water Utility Fund	-	-	-	-	-	-	-	-	-	0.00%
41	Transfer Out - Storm Drainage Fund	-	-	-	-	-	-	-	-	-	0.00%
42	Transfer Out - HOT Fund	-	-	-	-	-	-	-	-	-	0.00%
43	Transfer Out - Park Development Fund	-	2,500,000	-	-	-	-	-	-	-	0.00%
44	Transfer Out - 2015 GO Bond Fund	-	-	-	-	-	-	-	-	-	0.00%
45	Transfer Out - 2020 CO Bond Fund	-	-	-	-	-	-	-	-	-	0.00%
46	Transfer Out - 2022 GO Road Bond	-	-	-	-	-	-	-	-	-	0.00%
47	Transfer Out - 2020 GO Bond Fund	-	-	-	-	-	-	-	-	-	0.00%
48	Transfer Out - TIRZ #1 M&O	971,700	1,068,870	1,143,691	571,845	1,143,691	1,143,691	-	1,143,691	-	0.00%
49	Transfer Out - TIRZ #2 M&O	710,408	816,969	898,666	449,333	898,667	898,666	-	898,666	-	0.00%
50	Transfer Out - TIRZ #3 M&O	4	100	5,000	2,500	5,000	5,000	-	5,000	-	0.00%

City of Kyle, Texas
Fund Summary Budget Status Report
GENERAL FUND (1100)

		Actual 2023-24	Actual 2024-25	Approved Budget 2025-26	Year to Date w/Encumbrance 5/31/2026	Current Year Estimate 2025-26	ICM Proposed Base Budget 2026-27	Supplemental Budget 2026-27	ICM Proposed Budget 2026-27	Proposed $ Increase (Decrease) From FY 2025-26 Approved Budget	Proposed % Increase (Decrease) From FY 2025-26 Approved Budget
51	Transfer Out - TIRZ #4 M&O	12,613	47,300	50,611	25,306	50,611	50,611	-	50,611	-	0.00%
52	Transfer Out - TIRZ #5 M&O	70	-	-	-	-	-	-	-	-	0.00%
53	Transfer Out - TIRZ #5 M&O	-	250	5,000	2,500	5,000	5,000	-	5,000	-	0.00%
54	Transfer Out - TIRZ #6 M&O	-	-	5,000	2,500	5,000	5,000	-	5,000	-	0.00%
55	Transfer Out - Heroes Memorial Fund	-	-	-	-	-	-	-	-	-	0.00%
56	Transfer Out - Central Park & Trails	-	-	-	-	-	-	-	-	-	0.00%
57	Transfer Out - Bunton Creek PID Fund	-	-	-	-	-	-	-	-	-	0.00%
	7. Total Transfers Out	$ 15,745,695	$ 15,213,489	$ 2,107,968	$ 1,053,984	$ 2,107,969	$ 2,107,968	$ -	$ 2,107,968	$ -	0.00%
	Total Non Departmental & Transfers Out	$ 19,197,365	$ 18,870,780	$ 5,180,596	$ 2,320,912	$ 4,232,267	$ 4,458,050	$ -	$ 4,458,050	$ (722,546)	-13.95%

EXPENDITURES:

Line No.	CITY HALL										
1	Light & Power	$ 21,870	$ 26,833	$ 25,000	$ 12,298	$ 21,729	$ 25,000	$ -	$ 25,000	$ -	0.00%
2	Natural Gas/Propane	1,557	1,422	1,500	1,406	1,874	1,500	-	1,500	-	0.00%
3	Telephone System	9,614	7,640	8,000	3,524	9,626	8,000	-	8,000	-	0.00%
4	Internet Service	127,535	179,793	159,000	112,330	150,708	159,000	-	159,000	-	0.00%
5	Water/Sewer/Trash	-	8,457	12,830	-	-	12,830	-	12,830	-	0.00%
6	Electrical Repairs	7,484	1,209	1,500	79	107	1,500	-	1,500	-	0.00%
7	Heating/Cooling Repairs	12,690	24,283	15,000	-	-	15,000	-	15,000	-	0.00%
8	Plumbing Repairs	-	937	2,850	180	180	2,850	-	2,850	-	0.00%
9	Carpentry/Painting	29	262	1,000	1,278	1,278	1,000	-	1,000	-	0.00%
10	Alarm Systems Maint/Repairs	-	8,645	3,000	700	700	3,000	-	3,000	-	0.00%
11	Misc Facility Repairs/Maint	4,371	6,416	3,500	9,911	10,500	3,500	-	3,500	-	0.00%
12	Maintenance - Building	(923)	29,512	34,211	66,392	65,000	34,211	-	34,211	-	0.00%
13	Other Contract Services	-	-	3,502	4,472	4,472	3,502	-	3,502	-	0.00%
14	Services - Fire Inspections & Maintenance	3,757	3,345	5,000	10,232	10,994	5,000	-	5,000	-	0.00%
15	Services - Pest Control	-	-	1,160	15,000	15,000	1,160	-	1,160	-	0.00%
16	Services - Security	4,793	10,466	4,800	10,466	10,466	4,800	-	4,800	-	0.00%
	2. Contractual Services	$ 192,778	$ 309,218	$ 281,853	$ 248,268	$ 302,634	$ 281,853	$ -	$ 281,853	$ -	0.00%
17	Cleaning Supplies	$ 3,176	$ 7,788	$ 7,000	$ 1,699	$ 4,000	$ 7,000	$ -	$ 7,000	$ -	0.00%
18	Cleaning Supplies - Paper Products	1,648	2,290	7,000	1,116	4,000	7,000	-	7,000	-	0.00%
19	Safety Signs and Barricades	-	105	-	-	-	-	-	-	-	0.00%
20	Electrical/Plumbing Supplies	4,042	252	1,000	1,255	2,510	1,000	-	1,000	-	0.00%
21	Miscellaneous Hardware	4,005	4,309	3,790	2,866	1,812	3,790	-	3,790	-	0.00%
22	Medical Supplies	(111)	-	-	-	-	-	-	-	-	0.00%
	3. Commodities	$ 12,759	$ 14,744	$ 18,790	$ 6,936	$ 12,322	$ 18,790	$ -	$ 18,790	$ -	0.00%
23	Building Improvements	$ 26,571	$ 3,868	$ -	$ 19,613	$ 19,613	$ -	-	$ -	$ -	0.00%
	6. Non-CIP Capital Outlay	$ 26,571	$ 3,868	$ -	$ 19,613	$ 19,613	$ -	$ -	$ -	$ -	0.00%
	Total City Hall	$ 232,108	$ 327,831	$ 300,643	$ 274,817	$ 334,569	$ 300,643	$ -	$ 300,643	$ -	0.00%

EXPENDITURES:

Line No.	KRUG ACTIVITY CENTER										
1	Light & Power	$ 4,131	$ 5,459	$ 4,050	$ 2,151	$ 3,764	$ 4,050	$ -	$ 4,050	$ -	0.00%
2	Natural Gas/Propane	918	1,084	1,300	571	761	1,300	-	1,300	-	0.00%
3	Water/Sewer/Trash	-	4,744	1,605	-	-	1,605	-	1,605	-	0.00%
4	Electrical Repairs	-	-	-	135	135	-	-	-	-	0.00%
5	Heating/Cooling Repairs	38	1,408	4,580	125	179	1,580	-	1,580	(3,000)	-65.50%
6	Plumbing Repairs	-	-	2,000	-	-	1,000	-	1,000	(1,000)	-50.00%
7	Misc Facility Repairs/Maint	1,836	3,239	4,000	365	365	4,000	-	4,000	-	0.00%
8	Janitorial Service - Contract	-	63	-	-	-	-	-	-	-	0.00%
9	Services-Fire Inspections & Maintenance	255	-	-	200	200	-	-	-	-	0.00%
10	Services - Pest Control	-	-	1,160	-	-	610	-	610	(550)	-47.41%
	2. Contractual Services	$ 7,178	$ 15,997	$ 18,695	$ 3,547	$ 5,404	$ 14,145	$ -	$ 14,145	$ (4,550)	-24.34%

City of Kyle, Texas
Fund Summary Budget Status Report
GENERAL FUND (1100)

		Actual 2023-24	Actual 2024-25	Approved Budget 2025-26	Year to Date w/Encumbrance 5/31/2026	Current Year Estimate 2025-26	ICM Proposed Base Budget 2026-27	Supplemental Budget 2026-27	ICM Proposed Budget 2026-27	Proposed $ Increase (Decrease) From FY 2025-26 Approved Budget	Proposed % Increase (Decrease) From FY 2025-26 Approved Budget
11	Cleaning Supplies	$ 2,153	$ -	$ 1,000	$ -	$ -	$ 1,000	$ -	$ 1,000	$ -	0.00%
12	Cleaning - Paper Products	541	526	650	-	-	650	-	650	-	0.00%
13	Electrical/Plumbing Supplies	-	-	-	561	561	-	-	-	-	0.00%
14	Miscellaneous Hardware	1,271	605	605	616	616	605	-	605	-	0.00%
	3. Commodities	$ 3,964	$ 1,131	$ 2,255	$ 1,177	$ 1,177	$ 2,255	$ -	$ 2,255	$ -	0.00%
	Total Krug Activity Center	$ 11,142	$ 17,128	$ 20,950	$ 4,724	$ 6,581	$ 16,400	$ -	$ 16,400	$ (4,550)	-21.72%
EXPENDITURES:											
Line No.	**VFW**										
1	Annual Facility Lease	$ -	$ -	$ 7,545	$ -	$ -	$ -	$ -	$ -	$ (7,545)	-100.00%
2	Light & Power	3,860	5,541	2,000	1,887	3,321	2,000	-	2,000	-	0.00%
3	Natural Gas/Propane	331	-	850	-	-	-	-	-	(850)	-100.00%
4	Water/Sewer/Trash	-	5,145	1,007	-	-	1,007	-	1,007	-	0.00%
5	Misc Facility Repairs/Maint	2,412	-	2,500	31	31	1,250	-	1,250	(1,250)	-50.00%
	2. Contractual Services	$ 6,603	$ 10,686	$ 13,902	$ 1,918	$ 3,352	$ 4,257	$ -	$ 4,257	$ (9,645)	-69.38%
	Total VFW	$ 6,603	$ 10,686	$ 13,902	$ 1,918	$ 3,352	$ 4,257	$ -	$ 4,257	$ (9,645)	-69.38%
EXPENDITURES:											
Line No.	**LIBRARY - 550 SCOTT ST.**										
1	Light & Power	$ 23,696	$ 27,106	$ 25,000	$ 11,025	$ 19,448	$ 25,000	$ -	$ 25,000	$ -	0.00%
2	Natural Gas/Propane	4,607	5,059	7,500	3,105	4,140	7,500	-	7,500	-	0.00%
3	Internet Service	3,348	4,906	10,000	2,083	3,191	5,000	-	5,000	(5,000)	-50.00%
4	Water/Sewer/Trash	-	13,468	34,490	-	-	-	-	-	(34,490)	-100.00%
5	Electrical Repairs	-	-	-	318	357	-	-	-	-	0.00%
6	Heating/Cooling Repairs	500	18,723	129,451	43,281	78,281	85,000	-	85,000	(44,451)	-34.34%
7	Plumbing Repairs	-	-	-	180	180	-	-	-	-	0.00%
8	Carpentry/Painting	-	712	45,000	178	178	2,407	-	2,407	(42,593)	-94.65%
9	Alarm System Maint/Repairs	-	2,464	2,500	-	-	2,500	-	2,500	-	0.00%
10	Misc Facility Repairs/Maint	4,289	18,204	5,500	4,274	4,731	5,500	-	5,500	-	0.00%
11	Other Contract Services	-	-	-	2,650	2,650	-	-	-	-	0.00%
12	Landscaping/Groundskeeping	-	-	25,000	8,850	13,050	15,000	-	15,000	(10,000)	-40.00%
13	Services - Fire Inspections & Maintenance	2,661	3,649	1,900	1,470	3,817	1,900	-	1,900	-	0.00%
14	Services - Security	4,740	-	8,710	-	-	-	-	-	(8,710)	-100.00%
	2. Contractual Services	$ 43,840	$ 94,291	$ 295,051	$ 77,413	$ 130,023	$ 149,807	$ -	$ 149,807	$ (145,244)	-49.23%
15	Cleaning Supplies	$ 3,211	$ 4,353	$ 5,000	$ 3,020	$ 3,426	$ 5,000	$ -	$ 5,000	$ -	0.00%
16	Cleaning - Paper Products	790	2,831	4,000	2,707	3,174	4,000	-	4,000	-	0.00%
17	Building Materials	193	-	-	-	-	-	-	-	-	0.00%
18	Electrical/Plumbing Supplies	1,623	1,318	1,000	2,866	3,011	1,000	-	1,000	-	0.00%
19	Miscellaneous Hardware	3,436	3,135	2,605	2,435	2,591	2,605	-	2,605	-	0.00%
20	Medical Supplies	-	-	100	-	-	-	-	-	(100)	-100.00%
	3. Commodities	$ 9,254	$ 11,637	$ 12,705	$ 11,028	$ 12,202	$ 12,605	$ -	$ 12,605	$ (100)	-0.79%
21	Other Equipment	$ -	$ 66,791	$ -	$ -	$ -	$ -	$ -	$ -	$ -	0.00%
22	Building Improvements	73,097	35,550	192,616	184,818	184,818	-	-	-	(192,616)	-100.00%
	6. Non-CIP Capital Outlay	$ 73,097	$ 102,341	$ 192,616	$ 184,818	$ 184,818	$ -	$ -	$ -	$ (192,616)	-100.00%
	Total Library - 550 Scott St.	$ 126,192	$ 208,269	$ 500,372	$ 273,259	$ 327,043	$ 162,412	$ -	$ 162,412	$ (337,960)	-67.54%
EXPENDITURES:											
Line No.	**INFORMATION TECHNOLOGY**										
1	Light & Power	$ 1,778	$ 3,384	$ 1,500	$ 1,583	$ 2,705	$ 1,500	$ -	$ 1,500	$ -	0.00%
2	Misc Facility Repairs/Maint	620	-	750	184	184	750	-	750	-	0.00%
	2. Contractual Services	$ 2,399	$ 3,384	$ 2,250	$ 1,767	$ 2,889	$ 2,250	$ -	$ 2,250	$ -	0.00%
3	Cleaning Supplies	$ 229	$ -	$ 300	$ -	$ -	$ 300	$ -	$ 300	$ -	0.00%
4	Cleaning - Paper Products	367	-	200	-	-	200	-	200	-	0.00%
	3. Commodities	$ 595	$ -	$ 500	$ -	$ -	$ 500	$ -	$ 500	$ -	0.00%
	Total Information Technology	$ 2,994	$ 3,384	$ 2,750	$ 1,767	$ 2,889	$ 2,750	$ -	$ 2,750	$ -	0.00%

City of Kyle, Texas
Fund Summary Budget Status Report
GENERAL FUND (1100)

Line No.		Actual 2023-24	Actual 2024-25	Approved Budget 2025-26	Year to Date w/Encumbrance 5/31/2026	Current Year Estimate 2025-26	ICM Proposed Base Budget 2026-27	Supplemental Budget 2026-27	ICM Proposed Budget 2026-27	Proposed $ Increase (Decrease) From FY 2025-26 Approved Budget	Proposed % Increase (Decrease) From FY 2025-26 Approved Budget
EXPENDITURES:											
Line No.	**TRAIN DEPOT**										
1	Annual Facility Lease	$ 4,699	$ 16,496	$ 5,152	$ 8,496	$ 8,496	$ 5,152	$ -	$ 5,152	$ -	0.00%
2	Light & Power	2,452	3,053	2,000	1,395	2,290	2,000	-	2,000	-	0.00%
3	Water/Sewer/Trash	-	2,445	862	-	-	862	-	862	-	0.00%
4	Roofing Repairs	-	-	38,150	34,921	34,921	-	-	-	(38,150)	-100.00%
5	Misc Facility Repairs/Maint	-	-	2,500	-	-	2,500	-	2,500	-	0.00%
	2. Contractual Services	$ 7,151	$ 21,995	$ 48,664	$ 44,812	$ 45,707	$ 10,514	$ -	$ 10,514	$ (38,150)	-78.39%
	Total Train Depot	$ 7,151	$ 21,995	$ 48,664	$ 44,812	$ 45,707	$ 10,514	$ -	$ 10,514	$ (38,150)	-78.39%
EXPENDITURES:											
Line No.	**POLICE DEPT - 300 W CENTER ST.**										
1	Light & Power	$ 1,394	$ -	$ -	$ -	$ -	$ -	$ -	$ -	$ -	0.00%
2	Misc Facility Repairs/Maint	1,842	-	-	-	-	-	-	-	-	0.00%
	2. Contractual Services	$ 3,236	$ -	$ -	$ -	$ -	$ -	$ -	$ -	$ -	0.00%
3	Cleaning Supplies	$ 152	$ -	$ -	$ -	$ -	$ -	$ -	$ -	$ -	0.00%
4	Electrical/Plumbing Supplies	149	-	-	-	-	-	-	-	-	0.00%
5	Miscellaneous Hardware	606	-	-	-	-	-	-	-	-	0.00%
	3. Commodities	$ 906	$ -	$ -	$ -	$ -	$ -	$ -	$ -	$ -	0.00%
	Total Police Dept - 300 W Center St.	$ 4,142	$ -	$ -	$ -	$ -	$ -	$ -	$ -	$ -	$ -
EXPENDITURES:											
Line No.	**POLICE DEPT - 111 N FRONT ST.**										
1	Light & Power	$ 5,080	$ 260	$ -	$ -	$ -	$ -	$ -	$ -	$ -	0.00%
2	Heating/Cooling Repairs	300	-	-	50,000	50,000	-	-	-	-	0.00%
3	Misc Facility Repairs/Maint	939	-	-	-	-	-	-	-	-	0.00%
4	Services - Fire Inspections & Maintenance	20	-	-	-	-	-	-	-	-	0.00%
	2. Contractual Services	$ 6,339	$ 260	$ -	$ 50,000	$ 50,000	$ -	$ -	$ -	$ -	0.00%
5	Cleaning Supplies	$ 152	$ 894	$ -	$ -	$ -	$ -	$ -	$ -	$ -	0.00%
6	Electrical/Plumbing Supplies	149	160	-	-	-	-	-	-	-	0.00%
7	Miscellaneous Hardware	1,132	-	-	-	-	-	-	-	-	0.00%
	3. Commodities	$ 1,433	$ 1,054	$ -	$ -	$ -	$ -	$ -	$ -	$ -	0.00%
	Total Police Dept - 111 N Front St.	$ 7,772	$ 1,314	$ -	$ 50,000	$ 50,000	$ -	$ -	$ -	$ -	0.00%
EXPENDITURES:											
Line No.	**PUBLIC SAFETY CENTER - 1760 Kohlers Crossing**										
1	Light & Power	$ 104,933	$ 120,165	$ 70,000	$ 58,445	$ 103,469	$ 70,000	$ -	$ 70,000	$ -	0.00%
2	Natural Gas/Propane	2,156	2,746	30,000	1,919	2,633	5,000	-	5,000	(25,000)	-83.33%
3	Telephone System	-	-	8,000	-	-	-	-	-	(8,000)	-100.00%
4	Internet Service	32,092	25,024	22,500	12,834	25,743	22,500	-	22,500	-	0.00%
5	Water/Sewer/Trash	-	31,392	110,507	-	-	50,000	-	50,000	(60,507)	-54.75%
6	Electrical Repairs	-	-	-	525	525	-	-	-	-	0.00%
7	Heating/Cooling Repairs	-	42,857	30,000	17,958	17,958	30,000	-	30,000	-	0.00%
8	Plumbing Repairs	-	-	-	40	40	-	-	-	-	0.00%
9	Carpentry/Painting	-	-	31,298	176	176	1,936	-	1,936	(29,362)	-93.81%
10	Alarm System Maint/Repairs	-	4,103	1,500	650	650	1,500	-	1,500	-	0.00%
11	Grounds Maintenance/Repair	-	9,646	-	4,811	4,811	-	-	-	-	0.00%
12	Misc Facility Repairs/Maint	13,129	17,765	38,556	59,658	43,346	38,556	-	38,556	-	0.00%
13	Janitorial Service - Contract	-	45	-	-	-	-	-	-	-	0.00%
14	Other Contract Services	-	-	14,336	14,334	14,336	14,336	-	14,336	-	0.00%
15	Landscaping/Groundskeeping	29,489	12,190	33,690	43,622	43,622	33,690	-	33,690	-	0.00%
16	Services - Fire Inspections & Maintenance	720	920	3,870	6,980	6,980	3,870	-	3,870	-	0.00%
17	Services - Pest Control	-	-	3,000	-	313	1,800	-	1,800	(1,200)	-40.00%
18	Services - Security	360	-	36,000	-	-	-	-	-	(36,000)	-100.00%
	2. Contractual Services	$ 182,880	$ 266,851	$ 433,257	$ 221,950	$ 264,602	$ 273,188	$ -	$ 273,188	$ (160,069)	-36.95%

City of Kyle, Texas
Fund Summary Budget Status Report
GENERAL FUND (1100)

		Actual 2023-24	Actual 2024-25	Approved Budget 2025-26	Year to Date w/Encumbrance 5/31/2026	Current Year Estimate 2025-26	ICM Proposed Base Budget 2026-27	Supplemental Budget 2026-27	ICM Proposed Budget 2026-27	Proposed $ Increase (Decrease) From FY 2025-26 Approved Budget	Proposed % Increase (Decrease) From FY 2025-26 Approved Budget
19	Cleaning Supplies	$ 7,860	$ 11,400	$ 10,000	$ 9,203	$ 11,112	$ 10,000	$ -	$ 10,000	$ -	0.00%
20	Cleaning - Paper Products	3,288	5,077	10,000	5,389	3,870	10,000	-	10,000	-	0.00%
21	Building Materials	7,384	6,844	-	-	-	-	-	-	-	0.00%
22	Electrical/Plumbing Supplies	2,028	1,111	3,000	1,982	2,187	3,000	-	3,000	-	0.00%
23	Miscellaneous Hardware	5,864	10,418	4,848	13,608	14,057	4,848	-	4,848	-	0.00%
24	Medical Supplies	467	-	5,000	-	-	-	-	-	(5,000)	-100.00%
25	Pesticides	-	54	-	-	-	-	-	-	-	0.00%
26	Other Operational Equipment	4,568	-	3,498	2,950	2,950	3,498	-	3,498	-	0.00%
	3. Commodities	$ 31,460	$ 34,904	$ 36,346	$ 33,132	$ 34,176	$ 31,346	$ -	$ 31,346	$ (5,000)	-13.76%
	Total Public Safety Center - 1760 Kohlers Crossing	$ 214,340	$ 301,755	$ 469,603	$ 255,082	$ 298,778	$ 304,534	$ -	$ 304,534	$ (165,069)	-35.15%

EXPENDITURES:

Line No. PARKS SHOP - 225 VETERANS DR

1	Light & Power	$ 4,080	$ 12,549	$ 3,000	$ 11,085	$ 19,905	$ 3,000	$ -	$ 3,000	$ -	0.00%
2	Natural Gas/Propane	647	792	2,000	528	704	1,000	-	1,000	(1,000)	-50.00%
3	Internet Service	-	-	5,500	-	-	-	-	-	(5,500)	-100.00%
4	Water/Sewer/Trash	-	7,580	1,540	-	-	1,540	-	1,540	-	0.00%
5	Heating/Cooling Repairs	9	66	24,200	29	38	12,105	-	12,105	(12,095)	-49.98%
6	Plumbing Repairs	-	-	1,500	42	42	500	-	500	(1,000)	-66.67%
7	Misc Facility Repairs/Maint	2,294	1,675	3,500	1,263	1,648	2,000	-	2,000	(1,500)	-42.86%
8	Services-Fire Inspections & Maintenance	255	-	-	200	200	-	-	-	-	0.00%
	2. Contractual Services	$ 7,286	$ 22,661	$ 41,240	$ 13,146	$ 22,537	$ 20,145	$ -	$ 20,145	$ (21,095)	-51.15%
9	Cleaning Supplies	$ 587	$ 638	$ 1,000	$ 293	$ 293	$ 1,000	$ -	$ 1,000	$ -	0.00%
10	Cleaning - Paper Products	541	364	800	-	-	400	-	400	(400)	-50.00%
11	Electrical/Plumbing Supplies	-	674	500	-	48	500	-	500	-	0.00%
12	Miscellaneous Hardware	641	1,210	1,310	1,232	1,232	1,310	-	1,310	-	0.00%
13	Medical Supplies	1,740	-	100	-	-	-	-	-	(100)	-100.00%
	3. Commodities	$ 3,508	$ 2,886	$ 3,710	$ 1,525	$ 1,573	$ 3,210	$ -	$ 3,210	$ (500)	-13.48%
	Total Parks Shop - 225 Veterans Dr	$ 10,794	$ 25,547	$ 44,950	$ 14,671	$ 24,110	$ 23,355	$ -	$ 23,355	$ (21,595)	-48.04%

EXPENDITURES:

Line No. PARKS ADMIN - LAKE KYLE

1	Annual Facility Lease	$ -	$ -	$ 6,200	$ -	$ -	$ -	$ -	$ -	$ (6,200)	-100.00%
2	Light & Power	3,054	3,958	3,600	2,365	4,004	3,600	-	3,600	-	0.00%
3	Internet Service	-	-	6,200	-	-	-	-	-	(6,200)	-100.00%
4	Water/Sewer/Trash	-	7,735	1,793	-	-	1,793	-	1,793	-	0.00%
5	Heating/Cooling Repairs	(66)	5,111	18,625	63	104	3,000	-	3,000	(15,625)	-83.89%
6	Plumbing Repairs	-	-	1,000	-	-	-	-	-	(1,000)	-100.00%
7	Misc Facility Repairs/Maint	862	1,322	3,600	818	844	1,600	-	1,600	(2,000)	-55.56%
8	Services - Fire Inspections & Maintenance	255	-	-	200	200	-	-	-	-	0.00%
9	Services - Security	-	-	9,028	-	-	-	-	-	(9,028)	-100.00%
	2. Contractual Services	$ 4,105	$ 18,126	$ 50,046	$ 3,445	$ 5,152	$ 9,993	$ -	$ 9,993	$ (40,053)	-80.03%
10	Cleaning Supplies	$ 2,858	$ 1,239	$ 1,500	$ 258	$ 274	$ 1,500	$ -	$ 1,500	$ -	0.00%
11	Cleaning - Paper Products	514	335	500	355	355	500	-	500	-	0.00%
12	Electrical/Plumbing Supplies	611	710	700	-		700	-	700	-	0.00%
13	Miscellaneous Hardware	1,424	867	805	616	616	805	-	805	-	0.00%
14	Medical Supplies	-	-	150	-	-	-	-	-	(150)	-100.00%
15	Pesticides	-	14	-	-	-	-	-	-	-	0.00%
	3. Commodities	$ 5,407	$ 3,165	$ 3,655	$ 1,229	$ 1,245	$ 3,505	$ -	$ 3,505	$ (150)	-4.10%
	Total Parks Admin - Lake Kyle	$ 9,512	$ 21,291	$ 53,701	$ 4,674	$ 6,397	$ 13,498	$ -	$ 13,498	$ (40,203)	-74.86%

City of Kyle, Texas
Fund Summary Budget Status Report
GENERAL FUND (1100)

Line No.		Actual 2023-24	Actual 2024-25	Approved Budget 2025-26	Year to Date w/Encumbrance 5/31/2026	Current Year Estimate 2025-26	ICM Proposed Base Budget 2026-27	Supplemental Budget 2026-27	ICM Proposed Budget 2026-27	Proposed $ Increase (Decrease) From FY 2025-26 Approved Budget	Proposed % Increase (Decrease) From FY 2025-26 Approved Budget
EXPENDITURES:											
Line No.	**PARKS ADMIN - REPUBLIC DRIVE**										
1	Light & Power	$ -	$ 8,028	$ 4,000	$ 6,901	$ 12,316	$ 4,000	$ -	$ 4,000	$ -	0.00%
2	Water/Sewer/Trash	-	3,832	2,000	2,739	3,941	2,000	-	2,000	-	0.00%
3	Electrical Repairs	-	85	-	-	-	-		-	-	0.00%
4	Heating/Cooling Repairs	-	4,930	10,000	292	403	5,000	-	5,000	(5,000)	-50.00%
5	Plumbing Repairs	-	2,045	2,500	371	371	1,250	-	1,250	(1,250)	-50.00%
6	Carpentry/Painting	-	160	-	42	42	-	-	-	-	0.00%
7	Misc Facility Repairs/Maint	-	3,044	1,000	329	469	1,000	-	1,000	-	0.00%
8	Services - Fire Inspections & Maintenance	-	555	-	-	72	-	-	-	-	0.00%
	2. Contractual Services	$ -	$ 22,678	$ 19,500	$ 10,675	$ 17,614	$ 13,250	$ -	$ 13,250	$ (6,250)	-32.05%
9	Cleaning Supplies	$ -	$ 4,126	$ 5,000	$ 2,361	$ 2,979	$ 5,000	$ -	$ 5,000	$ -	0.00%
10	Cleaning - Paper Products	-	505	2,500	313	313	1,250	-	1,250	(1,250)	-50.00%
11	Electrical/Plumbing Supplies	-	191	1,500	720	720	1,500	-	1,500	-	0.00%
12	Miscellaneous Hardware	-	5,301	3,590	5,463	5,860	3,590	-	3,590	-	0.00%
	3. Commodities	$ -	$ 10,123	$ 12,590	$ 8,857	$ 9,872	$ 11,340	$ -	$ 11,340	$ (1,250)	-9.93%
	Total Parks Admin - Republic Drive	$ -	$ 32,802	$ 32,090	$ 19,532	$ 27,486	$ 24,590	$ -	$ 24,590	$ (7,500)	-23.37%
EXPENDITURES:											
Line No.	**PARKS ADMIN - 1500 DACY LANE**										
1	Light & Power	$ -	$ -	$ 4,000	$ 554	$ 1,369	$ 3,000	$ -	$ 3,000	$ (1,000)	-25.00%
2	Natural Gas/Propane	-	-	2,600	-	-	2,600	-	2,600	-	0.00%
3	Water/Sewer/Trash	-	-	761	382	680	761	-	761	-	0.00%
4	Electrical Repairs	-	-	1,000	-	-	1,000	-	1,000	-	0.00%
5	Heating/Cooling Repairs	-	-	10,000	-	-	2,500	-	2,500	(7,500)	-75.00%
6	Plumbing Repairs	-	-	1,000	-	-	1,000	-	1,000	-	0.00%
7	Carpentry/Painting	-	-	500	-	-	500	-	500	-	0.00%
8	Misc Facility Repairs/Maint	-	-	1,000	-	-	1,000	-	1,000	-	0.00%
9	Landscaping/Groundskeeping	-	-	26,000	-	-	13,000	-	13,000	(13,000)	-50.00%
10	Services - Fire Inspections & Maintenance	-	-	-	5,579	5,579	-	-	-	-	0.00%
11	Services - Pest Control	-	-	1,200	-	-	1,200	-	1,200	-	0.00%
	2. Contractual Services	$ -	$ -	$ 48,061	$ 6,515	$ 7,628	$ 26,561	$ -	$ 26,561	$ (21,500)	-44.73%
12	Cleaning Supplies	$ -	$ -	$ 8,000	$ -	$ -	$ 8,000	$ -	$ 8,000	$ -	0.00%
13	Cleaning - Paper Products	-	-	5,000	-	-	5,000	-	5,000	-	0.00%
14	Electrical/Plumbing Supplies	-	-	500	-	-	500	-	500	-	0.00%
15	Miscellaneous Hardware	-	-	3,590	-	-	3,250	-	3,250	(340)	-9.47%
	3. Commodities	$ -	$ -	$ 17,090	$ -	$ -	$ 16,750	$ -	$ 16,750	$ (340)	-1.99%
	Total Parks Admin - 1500 Dacy Lane	$ -	$ -	$ 65,151	$ 6,515	$ 7,628	$ 43,311	$ -	$ 43,311	$ (21,840)	-33.52%
EXPENDITURES:											
Line No.	**POOL - GREGG CLARKE PARK**										
1	Light & Power	$ 8,674	$ 10,929	$ 10,000	$ 4,649	$ 8,480	$ 10,000	$ -	$ 10,000	$ -	0.00%
2	Telephone System	1,168	1,219	1,000	437	1,199	1,000	-	1,000	-	0.00%
3	Internet Service	-	-	6,500	-	-	-	-	-	(6,500)	-100.00%
4	Water/Sewer/Trash	-	71,259	5,370	-	-	-	-	-	(5,370)	-100.00%
5	Plumbing Repairs	85	960	450	121	121	450	-	450	-	0.00%
6	Misc Facility Repairs/Maint	-	-	-	184	184	-	-	-	-	0.00%
	2. Contractual Services	$ 9,927	$ 84,367	$ 23,320	$ 5,392	$ 9,984	$ 11,450	$ -	$ 11,450	$ (11,870)	-50.90%
7	Cleaning Supplies	$ -	$ -	$ 500	$ -	$ -	$ 500	$ -	$ 500	$ -	0.00%
8	Cleaning - Paper Products	367	-	175	-	-	175	-	175	-	0.00%
9	Electrical/Plumbing Supplies	335	1,063	3,000	217	265	3,000	-	3,000	-	0.00%
10	Miscellaneous Hardware	1,086	1,210	1,210	1,232	1,232	1,210	-	1,210	-	0.00%
11	Medical Supplies		-	100	-	-	100	-	100	-	0.00%
	3. Commodities	$ 1,788	$ 2,273	$ 4,985	$ 1,449	$ 1,497	$ 4,985	$ -	$ 4,985	$ -	0.00%
	Total Pool - Gregg Clarke Park	$ 11,715	$ 86,640	$ 28,305	$ 6,840	$ 11,481	$ 16,435	$ -	$ 16,435	$ (11,870)	-41.94%
	T&PW	$ 8,255,821	$ 9,408,415	$ 17,185,440	$ 9,792,692	$ 13,761,987	$ 13,173,990	$ -	$ 13,173,990	$ (3,533,423)	-20.56%

City of Kyle, Texas
Fund Summary Budget Status Report
GENERAL FUND (1100)

Line No.		Actual 2023-24	Actual 2024-25	Approved Budget 2025-26	Year to Date w/Encumbrance 5/31/2026	Current Year Estimate 2025-26	ICM Proposed Base Budget 2026-27	Supplemental Budget 2026-27	ICM Proposed Budget 2026-27	Proposed $ Increase (Decrease) From FY 2025-26 Approved Budget	Proposed % Increase (Decrease) From FY 2025-26 Approved Budget
EXPENDITURES:											
Line No.	**ENGINEERING**										
1	Regular Full Time Wages	$ 392,070	$ 457,410	$ 425,471	$ 134,161	$ 220,991	$ 355,356	$ -	$ 355,356	$ (70,115)	-16.48%
2	Leave Buy Back Program	-	9,859	-	9,059	9,059	-	-	-	-	0.00%
3	GWI/Merit Increase	-	-	10,034	-	-	-	-	-	(10,034)	-100.00%
4	Longevity Pay	2,843	3,353	2,160	1,658	1,658	2,910	-	2,910	750	34.72%
5	Car Allowance	1,508	2,205	6,000	2,214	2,582	6,000	-	6,000	-	0.00%
6	Health Insurance Deductible	3,292	3,438	4,000	2,083	2,083	-	-	-	(4,000)	-100.00%
7	FICA/Social Security	29,826	35,074	33,940	9,860	12,494	27,909	-	27,909	(6,031)	-17.77%
8	State Unemployment Taxes	383	245	468	428	508	351	-	351	(117)	-25.00%
9	Retirement - TMRS	52,639	67,181	67,104	21,489	28,952	54,832	-	54,832	(12,272)	-18.29%
10	Health Insurance	32,870	43,455	53,495	14,824	23,342	51,591	-	51,591	(1,904)	-3.56%
11	Dental Insurance	1,334	1,779	2,672	495	808	1,992	-	1,992	(680)	-25.45%
12	Life Insurance	1,944	1,150	1,702	218	336	1,080	-	1,080	(622)	-36.55%
13	ST/LT Disability Insurance	2,149	1,683	1,542	424	618	1,042	-	1,042	(500)	-32.43%
14	Vision Insurance	271	320	471	92	148	336	-	336	(135)	-28.66%
15	AD&D	201	200	170	11	22	108	-	108	(62)	-36.47%
16	Personnel Vacancy Savings	-	-	(19,228)	-	-	-	-	-	19,228	-100.00%
	1. Personnel	$ 521,329	$ 627,350	$ 590,001	$ 197,016	$ 303,601	$ 503,507	$ -	$ 503,507	$ (86,494)	-14.66%
17	Travel - Training & Conferences	$ 1,357	$ 6,504	$ 5,750	$ 2,695	$ 2,695	$ 5,750	$ -	$ 5,750	$ -	0.00%
18	Memberships and Dues	6,397	600	50	-	-	50	-	50	-	0.00%
19	Subscription and Books	-	288	-	-	-	-	-	-	-	0.00%
20	Lease Payments - Motor Vehicles	-	5,884	-	671	-	-	-	-	-	0.00%
21	Motor Vehicle Repair/Maint	1,649	135	300	222	227	300	-	300	-	0.00%
22	Legal Services	6,677	-	-	-	-	-	-	-	-	0.00%
23	County Recording Fees	65	-	-	-	-	-	-	-	-	0.00%
24	Outside Printing	-	-	100	100	100	100	-	100	-	0.00%
25	Advertising	-	3,580	-	-	-	-	-	-	-	0.00%
26	Public Notices	72	92	100	-	-	100	-	100	-	0.00%
27	Testing/Certification	175	510	255	-	-	255	-	255	-	0.00%
28	Other Contract Services	-	39,067	40,000	13,223	15,000	40,000	-	40,000	-	0.00%
29	IT Software/System Fees	10,112	-	-	-	-	-	-	-	-	0.00%
30	Services - Engineering	46,195	206,737	625,238	300,119	300,119	90,000	-	90,000	(535,238)	-85.61%
	2. Contractual Services	$ 72,699	$ 263,397	$ 671,793	$ 317,030	$ 318,141	$ 136,555	$ -	$ 136,555	$ (535,238)	-79.67%
31	Uniforms (Buy)	$ 85	$ 296	$ 650	$ -	$ -	$ 300	$ -	$ 300	$ (350)	-53.85%
32	General Office Supplies	1,147	977	3,980	4,651	1,071	1,250	-	1,250	(2,730)	-68.59%
33	Postage	150	247	-	50	50	-	-	-	-	0.00%
34	Miscellaneous Occasions Supplies	245	-	-	-	-	-	-	-	-	0.00%
35	Food/Meals	299	1,348	75	758	758	75	-	75	-	0.00%
36	Miscellaneous Supplies	205	823	-	140	140	-	-	-	-	0.00%
37	Office Furniture (<$5K)	-	4,274	-	276	276	-	-	-	-	0.00%
38	Computer Hardware	4,117	-	-	-	-	-	-	-	-	0.00%
39	Computer Software	-	-	7,000	-	390	-	-	-	(7,000)	-100.00%
40	Fuel	1,135	511	500	-	-	500	-	500	-	0.00%
	3. Commodities	$ 7,383	$ 8,476	$ 12,205	$ 5,875	$ 2,685	$ 2,125	$ -	$ 2,125	$ (10,080)	-82.59%
41	Office Furniture (>$5K)	$ -	$ 37,997	$ 37,997	$ 37,997	$ 37,997	$ -	$ -	$ -	$ (37,997)	-100.00%
	6. Non-CIP Capital Outlay	$ -	$ 37,997	$ 37,997	$ 37,997	$ 37,997	$ -	$ -	$ -	$ (37,997)	-100.00%
	Total Engineering	$ 601,411	$ 937,220	$ 1,311,995	$ 557,917	$ 662,424	$ 642,187	$ -	$ 642,187	$ (669,808)	-51.05%

City of Kyle, Texas
Fund Summary Budget Status Report
GENERAL FUND (1100)

Line No.	CIP & PLANNING	Actual 2023-24	Actual 2024-25	Approved Budget 2025-26	Year to Date w/Encumbrance 5/31/2026	Current Year Estimate 2025-26	ICM Proposed Base Budget 2026-27	Supplemental Budget 2026-27	ICM Proposed Budget 2026-27	Proposed $ Increase (Decrease) From FY 2025-26 Approved Budget	Proposed % Increase (Decrease) From FY 2025-26 Approved Budget
1	Regular Full Time Wages	$ -	$ 6,907	$ 1,075,707	$ 680,928	$ 1,063,625	$ 1,104,551	$ -	$ 1,104,551	$ 28,844	2.68%
2	Overtime Wages	-	-	1,700	189	244	756	-	756	(944)	-55.53%
3	Leave Buy Back Program	-	-	-	35,533	35,533	-	-	-	-	0.00%
4	GWI/Merit Increase	-	-	25,631	-	-	-	-	-	(25,631)	-100.00%
5	Longevity Pay	-	-	4,080	4,080	4,080	5,445	-	5,445	1,365	33.46%
6	Car Allowance	-	-	4,500	-	-	4,500	-	4,500	-	0.00%
7	Health Insurance Deductible	-	-	10,000	11,000	11,000	-	-	-	(10,000)	-100.00%
8	FICA/Social Security	-	517	85,061	54,092	80,572	85,317	-	85,317	256	0.30%
9	State Unemployment Taxes	-	-	1,170	1,881	1,386	1,170	-	1,170	-	0.00%
10	Retirement - TMRS	-	1,003	168,126	106,244	158,128	167,622	-	167,622	(504)	-0.30%
11	Health Insurance	-	953	177,624	92,277	142,202	171,969	-	171,969	(5,655)	-3.18%
12	Dental Insurance	-	34	6,681	3,202	4,946	6,639	-	6,639	(42)	-0.63%
13	Life Insurance	-	15	4,938	1,391	2,154	3,960	-	3,960	(978)	-19.81%
14	ST/LT Disability Insurance	-	26	4,532	2,382	3,690	3,850	-	3,850	(682)	-15.05%
15	Vision Insurance	-	5	1,178	547	840	1,122	-	1,122	(56)	-4.75%
16	AD&D	-	3	494	73	146	396	-	396	(98)	-19.84%
17	Personnel Vacancy Savings	-	-	(51,817)	-	-	-	-	-	51,817	-100.00%
	1. Personnel	$ -	$ 9,463	$ 1,519,605	$ 993,821	$ 1,508,546	$ 1,557,297	$ -	$ 1,557,297	$ 37,692	2.48%
18	Travel - Training & Conferences	$ -	$ -	$ 7,000	$ 3,997	$ 3,997	$ 2,000	$ -	$ 2,000	$ (5,000)	-71.43%
19	Memberships and Dues	-	-	7,000	7,242	7,242	-	-	-	(7,000)	-100.00%
20	Cell Phones/Pagers	-	-	3,436	-	-	-	-	-	(3,436)	-100.00%
21	Lease Payments - Motor Vehicles	-	-	5,000	4,707	6,334	5,000	-	5,000	-	0.00%
22	Motor Vehicle Repair/Maint	-	-	750	1,125	613	500	-	500	(250)	-33.33%
23	County Recording Fees	-	-	800	106	106	-	-	-	(800)	-100.00%
24	Outside Printing	-	-	200	-	-	-	-	-	(200)	-100.00%
25	Public Notices	-	-	500	-	-	-	-	-	(500)	-100.00%
26	Testing/Certification	-	-	213	205	205	-	-	-	(213)	-100.00%
27	Other Contract Services	-	-	150,000	-	-	-	-	-	(150,000)	-100.00%
28	Services - Engineering	-	-	500,000	10,931	15,000	45,000	-	45,000	(455,000)	-91.00%
	2. Contractual Services	$ -	$ -	$ 674,899	$ 28,312	$ 33,497	$ 52,500	$ -	$ 52,500	$ (622,399)	-92.22%
29	Uniforms (Buy)	$ -	$ 365	$ 1,800	$ 1,176	$ 1,176	$ 500	$ -	$ 500	$ (1,300)	-72.22%
30	General Office Supplies	-	-	1,600	1,194	1,240	-	-	-	(1,600)	-100.00%
31	Postage	-	-	500	-	-	-	-	-	(500)	-100.00%
32	Food/Meals	-	-	375	360	360	-	-	-	(375)	-100.00%
33	Office Furniture (<$5K)	-	-	2,625	-	-	-	-	-	(2,625)	-100.00%
34	Fuel	-	-	1,000	-	-	-	-	-	(1,000)	-100.00%
	3. Commodities	$ -	$ 365	$ 7,900	$ 2,731	$ 2,840	$ 500	$ -	$ 500	$ (7,400)	-93.67%
	Total CIP & Planning	$ -	$ 9,828	$ 2,202,403	$ 1,024,864	$ 1,544,883	$ 1,610,297	$ -	$ 1,610,297	$ (592,106)	-26.88%

City of Kyle, Texas
Fund Summary Budget Status Report
GENERAL FUND (1100)

Line No.		Actual 2023-24	Actual 2024-25	Approved Budget 2025-26	Year to Date w/Encumbrance 5/31/2026	Current Year Estimate 2025-26	ICM Proposed Base Budget 2026-27	Supplemental Budget 2026-27	ICM Proposed Budget 2026-27	Proposed $ Increase (Decrease) From FY 2025-26 Approved Budget	Proposed % Increase (Decrease) From FY 2025-26 Approved Budget
EXPENDITURES:											
Line No.	**TRAFFIC & TRANSPORTATION**										
1	Regular Full Time Wages	$ -	$ 2,182	$ 275,680	$ 121,614	$ 160,590	$ 160,590	$ -	$ 160,590	$ (115,090)	-41.75%
2	Overtime Wages	-	-	1,700	-	-	-	-	-	(1,700)	-100.00%
3	GWI/Merit Increase	-	-	9,550	-	-	-	-	-	(9,550)	-100.00%
4	Longevity Pay	-	-	510	-	-	270	-	270	(240)	-47.06%
5	Car Allowance	-	-	4,500	-	-	4,500	-	4,500	-	0.00%
6	Health Insurance Deductible	-	-	2,000	1,000	1,000	-	-	-	(2,000)	-100.00%
7	FICA/Social Security	-	163	22,356	9,111	12,650	12,650	-	12,650	(9,706)	-43.42%
8	State Unemployment Taxes	-	-	234	171	117	117	-	117	(117)	-50.00%
9	Retirement - TMRS	-	320	43,222	18,220	24,854	24,854	-	24,854	(18,368)	-42.50%
10	Health Insurance	-	254	32,804	13,929	22,458	17,197	-	17,197	(15,607)	-47.58%
11	Dental Insurance	-	9	1,336	355	592	664	-	664	(672)	-50.30%
12	Life Insurance	-	4	1,080	186	308	360	-	360	(720)	-66.67%
13	ST/LT Disability Insurance	-	8	1,019	332	548	350	-	350	(669)	-65.65%
14	Vision Insurance	-	2	235	71	118	112	-	112	(123)	-52.34%
15	AD&D	-	1	108	17	34	36	-	36	(72)	-66.67%
16	Personnel Vacancy Savings	-	-	(18,703)	-	-	-	-	-	18,703	-100.00%
	1. Personnel	$ -	$ 2,943	$ 377,631	$ 165,004	$ 223,269	$ 221,700	$ -	$ 221,700	$ (155,931)	-41.29%
17	Travel - Training & Conferences	$ -	$ -	$ -	$ -	$ -	$ 200	$ -	$ 200	$ 200	0.00%
18	Engineering Services	-	-	-	-	-	10,000	-	10,000	10,000	0.00%
	2. Contractual Services	$ -	$ -	$ -	$ -	$ -	$ 10,200	$ -	$ 10,200	$ 10,200	0.00%
	Total Traffic & Transportation	$ -	$ 2,943	$ 377,631	$ 165,004	$ 223,269	$ 231,900	$ -	$ 231,900	$ (145,731)	-38.59%
	Total CIP & Engineering	$ 601,411	$ 949,991	$ 3,892,030	$ 1,747,786	$ 2,430,576	$ 2,484,384	$ -	$ 2,484,384	$ (1,407,646)	-36.17%
TOTAL EXPENDITURES:		**$ 71,020,748**	**$ 83,703,177**	**$ 79,239,977**	**$ 50,528,130**	**$ 72,398,620**	**$ 71,335,817**	**$ -**	**$ 71,335,817**	**$ (7,825,160)**	**-9.88%**
TOTAL REVENUE & TRANSFERS-IN IN EXCESS (DEFICIT) OVER EXPENDITURES		**$ (8,385,508)**	**$ (10,855,204)**	**$ (638,063)**	**$ 4,366,400**	**$ 3,042,667**	**$ 2,349,597**	**$ -**	**$ 2,349,597**		
AUDIT ADJUSTMENT		**$ -**	**$ -**		**$ -**						
ESTIMATED ENDING FUND BALANCE		**$ 25,832,912**	**$ 14,977,707**	**$ 20,318,555**	**$ 19,344,107**	**$ 18,020,374**	**$ 20,369,971**		**$ 20,369,971**		

Water Utility Fund
Summary & Line-Item Detail

Proposed Budget
Fiscal Year 2026-27

City Council Budget Meeting

August 1, 2026

City of Kyle, Texas
Fund Summary Budget Status Report
WATER UTILITY FUND (3100)

		Actual 2023-24	Actual 2024-25	Approved Budget 2025-26	Year to Date w/Encumbrance 5/31/2026	Current Year Estimate 2025-26	ICM Proposed Base Budget 2026-27	ICM Supplemental Budget 2026-27	ICM Proposed Budget 2026-27	Proposed $ Increase (Decrease) From FY 2025-26 Approved Budget	Proposed % Increase (Decrease) From FY 2025-26 Approved Budget
	BEGINNING FUND BALANCE	$ 13,738,534	$ 15,005,254	$ 15,506,580	$ 18,197,866	$ 18,197,866	$ 21,344,312		$ 21,344,312		
	REVENUE:										
1	Water Sales	$ 18,196,116	$ 22,829,557	$ 26,823,975	$ 19,639,421	$ 29,736,722	$ 33,214,952	$ -	$ 33,214,952	$ 6,390,977	23.83%
2	Misc Water Charges	1,078,311	843,898	855,000	807,401	1,500,084	1,500,084	-	1,500,084	645,084	75.45%
3	Interest and Other	1,233,138	1,172,994	950,000	227,166	342,734	345,000	-	345,000	(605,000)	-63.68%
	TOTAL REVENUE:	$ 20,507,565	$ 24,846,449	$ 28,628,975	$ 20,673,988	$ 31,579,540	$ 35,060,036	$ -	$ 35,060,036	$ 6,431,061	22.46%
4	Transfer In	$ -	$ 4,946,490	$ -	$ -	$ -	$ -	$ -	$ -	$ -	0.00%
	TOTAL REVENUE AND TRANSFERS IN:	$ 20,507,565	$ 29,792,939	$ 28,628,975	$ 20,673,988	$ 31,579,540	$ 35,060,036	$ -	$ 35,060,036	$ 6,431,061	22.46%
	EXPENDITURES:										
5	City Attorney's Office	$ -	$ 2,048	$ 129,750	$ 66,015	$ 73,548	$ 129,750	$ -	$ 129,750	$ -	0.00%
6	Administrative Services	1,589,903	1,251,990	917,326	435,593	859,469	905,160	-	905,160	(12,166)	-1.33%
7	Information Technology	-	396,239	349,508	351,931	356,404	349,508	-	349,508	-	0.00%
8	Transportation & Public Works	415,428	548,373	340,113	184,787	311,347	465,716	-	465,716	125,604	36.93%
9	Water Utilities	14,472,523	15,863,086	23,500,817	11,978,871	20,092,675	22,500,771	-	22,500,771	(1,000,046)	-4.26%
10	Non-Departmental	107,352	119,243	407,822	149,233	169,233	170,237	-	170,237	(237,585)	-58.26%
11	General Debt I&S	-	-	3,202,000	-	1,900,000	3,234,348	-	3,234,348	32,348	1.01%
	TOTAL EXPENDITURES:	$ 16,585,205	$ 18,180,978	$ 28,847,335	$ 13,166,429	$ 23,762,676	$ 27,755,490	$ -	$ 27,755,490	$ (1,059,497)	-3.67%
	TOTAL TRANSFERS OUT:	$ 1,548,326	$ 3,113,656	$ 4,670,417	$ 2,335,208	$ 4,670,418	$ 4,692,442	$ -	$ 4,692,442	$ 22,025	0.47%
	TOTAL EXPENDITURES & TRANSFERS OUT	$ 18,133,531	$ 21,294,634	$ 33,517,752	$ 15,501,638	$ 28,433,094	$ 32,447,933	$ -	$ 32,447,933	$ (1,037,472)	-3.10%
	TOTAL REVENUE & TRANSFERS-IN IN EXCESS (DEFICIT) OVER EXPENDITURES	$ 2,374,034	$ 8,498,305	$ (4,888,777)	$ 5,172,351	$ 3,146,446	$ 2,612,103	$ -	$ 2,612,103		
	ADJUSTMENT PER AUDIT FOR RESTRICTED FUNDS	**$ (1,107,315)**	**$ (5,305,692)**								
	ESTIMATED ENDING FUND BALANCE	**$ 15,005,254**	**$ 18,197,866**	**$ 10,617,803**	**$ 23,370,217**	**$ 21,344,312**	**$ 23,956,416**		**$ 23,956,416**		

City of Kyle, Texas
Fund Summary Budget Status Report
WATER UTILITY FUND (3100)

		Actual 2023-24	Actual 2024-25	Approved Budget 2025-26	Year to Date w/Encumbrance 5/31/2026	Current Year Estimate 2025-26	ICM Proposed Base Budget 2026-27	Supplemental Budget 2026-27	ICM Proposed Budget 2026-27	Proposed $ Increase (Decrease) From FY 2025-26 Approved Budget	Proposed % Increase (Decrease) From FY 2025-26 Approved Budget
BEGINNING FUND BALANCE		$ 13,738,534	$ 15,005,254	$ 15,506,580	$ 18,197,866	$ 18,197,866	$ 21,344,312		$ 21,344,312		
REVENUE:											
Line No.	Water Service Charges										
1	Water Consumption Charges	$ 10,018,183	$ 13,233,805	$ 14,746,944	$ 11,359,605	$ 16,976,815	$ 19,656,314	$ -	$ 19,656,314	$ 4,909,370	33.29%
2	Bulk Water Sales	-	-	2,000	-	2,000	2,000	-	2,000	-	0.00%
3	Water Service Taps	454,087	456,820	266,000	233,611	369,522	369,522	-	369,522	103,522	38.92%
4	Reconnect Fees	64,061	120,018	30,000	74,701	100,558	100,558	-	100,558	70,558	235.19%
5	Water Service Charges	261,428	237,243	106,400	128,844	188,178	188,178	-	188,178	81,778	76.86%
6	Min. Monthly Charge - Water	7,245,697	8,613,626	11,384,991	7,751,784	11,684,533	12,483,264	-	12,483,264	1,098,273	9.65%
7	Miscellaneous Water Revenue	15,777	22,683	10,640	22,046	34,884	34,884	-	34,884	24,244	227.86%
8	Water Transfer Fee	7,301	4,147	1,500	1,902	3,044	3,044	-	3,044	1,544	102.93%
9	Backflow Prevention Assembly Tester-Annual Fee	-	8,664	-	-	-	-	-	-	-	0.00%
10	Backflow Assembly Testing Fee	68,600	80,000	-	66,719	101,688	101,688	-	101,688	101,688	0.00%
11	Inspection Turn On Charge	-	-	500	-	500	500	-	500	-	0.00%
12	Shared Water	60,983	52,554	275,000	210	275,000	275,000	-	275,000	-	0.00%
	Total Water Service Charges	$ 18,196,116	$ 22,829,557	$ 26,823,975	$ 19,639,421	$ 29,736,722	$ 33,214,952	$ -	$ 33,214,952	$ 6,390,977	23.83%
	Misc Water Charges										
13	Water Meter - Fee	$ 525,571	$ 337,864	$ 400,000	$ 193,300	$ 264,232	$ 264,232	$ -	$ 264,232	$ (135,768)	-33.94%
14	Refunds and Reimbursement	-	-	5,000	-	5,000	5,000	-	5,000	-	0.00%
15	Late Payment Penalties	399,074	323,030	300,000	294,890	734,302	734,302	-	734,302	434,302	144.77%
16	Electronic Pmt Processing Fee	153,666	183,004	150,000	319,211	496,550	496,550	-	496,550	346,550	231.03%
	Total Misc Water Charges	$ 1,078,311	$ 843,898	$ 855,000	$ 807,401	$ 1,500,084	$ 1,500,084	$ -	$ 1,500,084	$ 645,084	75.45%
	Miscellaneous										
17	Investment Income	$ 1,186,487	$ 1,127,814	$ 900,000	$ 198,489	$ 297,734	$ 300,000	$ -	$ 300,000	$ (600,000)	-66.67%
18	Lease - Water Tower	46,111	42,496	45,000	28,677	45,000	45,000	-	45,000	-	0.00%
19	Misc Revenue-Scrap Sales	541	2,683	5,000	-	-	-	-	-	(5,000)	-100.00%
	Total Miscellaneous	$ 1,233,138	$ 1,172,994	$ 950,000	$ 227,166	$ 342,734	$ 345,000	$ -	$ 345,000	$ (605,000)	-63.68%
TOTAL REVENUE:		$ 20,507,565	$ 24,846,449	$ 28,628,975	$ 20,673,988	$ 31,579,540	$ 35,060,036	$ -	$ 35,060,036	$ 6,431,061	22.46%
	Transfer Revenue										
20	Transfer In - CIP	$ -	$ 4,821,444	$ -	$ -	$ -	$ -	$ -	$ -	$ -	0.00%
21	Transfer In - Water CIP	-	57,204	-	-	-	-	-	-	-	0.00%
22	Transfer In- ARPA	-	67,842	-	-	-	-	-	-	-	0.00%
	Total Transfer Revenue	$ -	$ 4,946,490	$ -	$ -	$ -	$ -	$ -	$ -	$ -	0.00%
TOTAL REVENUE AND TRANSFER IN		**$ 20,507,565**	**$ 29,792,939**	**$ 28,628,975**	**$ 20,673,988**	**$ 31,579,540**	**$ 35,060,036**	**$ -**	**$ 35,060,036**	**$ 6,431,061**	**22.46%**

Line No.		Actual 2023-24	Actual 2024-25	Approved Budget 2025-26	Year to Date w/Encumbrance 5/31/2026	Current Year Estimate 2025-26	ICM Proposed Base Budget 2026-27	Supplemental Budget 2026-27	ICM Proposed Budget 2026-27	Proposed $ Increase (Decrease) From FY 2025-26 Approved Budget	Proposed % Increase (Decrease) From FY 2025-26 Approved Budget
EXPENDITURES:											
	INFORMATION TECHNOLOGY										
1	IT Software/System Fees	$ -	$ 358,104	$ 325,120	$ 351,404	$ 351,404	$ 325,120	$ -	$ 325,120	$ -	0.00%
	2. Contractual Services	$ -	$ 358,104	$ 325,120	$ 351,404	$ 351,404	$ 325,120	$ -	$ 325,120	$ -	0.00%
2	Computer Hardware	$ -	$ 38,134	$ 19,688	$ 527	$ 3,000	$ 19,688	$ -	$ 19,688	$ -	0.00%
3	Computer Software	-	-	4,700	-	2,000	4,700	-	4,700	-	0.00%
	3. Commodities	$ -	$ 38,134	$ 24,388	$ 527	$ 5,000	$ 24,388	$ -	$ 24,388	$ -	0.00%
	Total Information Technology	$ -	$ 396,239	$ 349,508	$ 351,931	$ 356,404	$ 349,508	$ -	$ 349,508	$ -	0.00%
EXPENDITURES:											
	CITY ATTORNEY'S OFFICE										
1	Legal Fees	$ -	$ 2,048	$ 129,750	$ 66,015	$ 73,548	$ 129,750	$ -	$ 129,750	$ -	0.00%
	2. Contractual Services	$ -	$ 2,048	$ 129,750	$ 66,015	$ 73,548	$ 129,750	$ -	$ 129,750	$ -	0.00%
	Total City Attorney's Office	$ -	$ 2,048	$ 129,750	$ 66,015	$ 73,548	$ 129,750	$ -	$ 129,750	$ -	0.00%
EXPENDITURES:											
	3-1-1 Services										
1	Regular Full Time Wages	$ -	$ 80,225	$ -	$ 7,290	$ -	$ -	$ -	$ -	$ -	0.00%
2	Overtime Wages	-	2,797	-	527	-	-	-	-	-	0.00%
3	Longevity Pay	-	525	-	-	-	-	-	-	-	0.00%
4	Language Incentive	-	857	-	178	-	-	-	-	-	0.00%
5	Health Insurance Deductible	-	1,650	-	-	-	-	-	-	-	0.00%
6	FICA/Social Security	-	6,395	-	605	-	-	-	-	-	0.00%
7	State Unemployment Taxes	-	193	-	-	-	-	-	-	-	0.00%
8	Retirement - TMRS	-	11,924	-	1,141	-	-	-	-	-	0.00%
9	Health Insurance	-	15,948	-	1,074	-	-	-	-	-	0.00%
10	Dental Insurance	-	711	-	52	-	-	-	-	-	0.00%
11	Life Insurance	-	274	-	14	-	-	-	-	-	0.00%
12	ST/LT Disability Insurance	-	357	-	22	-	-	-	-	-	0.00%
13	Vision Insurance	-	143	-	10	-	-	-	-	-	0.00%
14	AD&D	-	45	-	3	-	-	-	-	-	0.00%
	1. Personnel	$ -	$ 122,045	$ -	$ 10,916	$ -	$ -	$ -	$ -	$ -	0.00%
15	Office Equipment Rental	$ -	$ 166	$ -	$ -	$ -	$ -	$ -	$ -	$ -	0.00%
	2. Contractual Services	$ -	$ 166	$ -	$ -	$ -	$ -	$ -	$ -	$ -	0.00%
16	General Office Supplies	$ -	$ 152	$ -	$ -	$ -	$ -	$ -	$ -	$ -	0.00%
	3. Commodities	$ -	$ 152	$ -	$ -	$ -	$ -	$ -	$ -	$ -	0.00%
	Total 3-1-1 Services	$ -	$ 122,362	$ -	$ 10,916	$ -	$ -	$ -	$ -	$ -	0.00%
EXPENDITURES:											
	HUMAN RESOURCES										
1	Regular Full Time Wages	$ -	$ -	$ 16,832	$ 3,696	$ 9,611	$ 49,001	$ -	$ 49,001	$ 32,169	191.12%
2	Longevity Pay	-	-	-	-	-	263	-	263	263	0.00%
3	Health Insurance Deductible	-	-	167	-	-	-	-	-	(167)	-100.00%
4	FICA/Social Security	-	-	1,288	273	600	3,769	-	3,769	2,481	192.69%
5	State Unemployment Taxes	-	-	20	-	20	59	-	59	40	202.56%
6	Retirement - TMRS	-	-	2,489	546	900	7,404	-	7,404	4,915	197.42%
7	Health Insurance	-	-	2,305	594	900	8,598	-	8,598	6,293	273.08%
8	Dental Insurance	-	-	111	18	112	332	-	332	221	198.24%
9	Life Insurance	-	-	120	3	120	350	-	350	230	191.69%
10	ST/LT Disability Insurance	-	-	104	6	105	175	-	175	71	67.75%
11	Vision Insurance	-	-	20	3	20	56	-	56	36	184.84%
12	AD&D	-	-	12	-	12	35	-	35	23	191.67%
13	Personnel Vacancy Savings	-	-	-	-	-	-	-	-	-	0.00%
	1. Personnel	$ -	$ -	$ 23,467	$ 5,139	$ 12,400	$ 70,042	$ -	$ 70,042	$ 46,575	198.47%

Line No.		Actual 2023-24	Actual 2024-25	Approved Budget 2025-26	Year to Date w/Encumbrance 5/31/2026	Current Year Estimate 2025-26	ICM Proposed Base Budget 2026-27	Supplemental Budget 2026-27	ICM Proposed Budget 2026-27	Proposed $ Increase (Decrease) From FY 2025-26 Approved Budget	Proposed % Increase (Decrease) From FY 2025-26 Approved Budget
14	Legal Services	$ -	$ -	$ 833	$ -	$ -	$ 833	$ -	$ 833	$ -	0.00%
15	Other Professional Services	-	-	8,333	-	-	8,333	-	8,333	-	0.00%
16	Outside Printing	-	-	667	-	-	667	-	667	-	0.00%
17	Miscellaneous Services	-	-	1,667	-	-	1,667	-	1,667	-	0.00%
18	Other Contract Services	-	-	21,835	-	-	21,835	-	21,835	-	0.00%
	2. Contractual Services	$ -	$ -	$ 33,334	$ -	$ -	$ 33,334	$ -	$ 33,334	$ -	0.00%
19	Uniforms (Buy)	$ -	$ -	$ 392	$ -	$ -	$ 392	$ -	$ 392	$ -	0.00%
20	General Office Supplies	-	-	458	-	-	458	-	458	-	0.00%
21	Miscellaneous Supplies	-	-	167	-	-	167	-	167	-	0.00%
22	Computer Hardware	-	-	833	-	-	833	-	833	-	0.00%
23	Computer Sofware	-	-	833	-	-	833	-	833	-	0.00%
24	Other Office Equipment	-	-	83	-	-	83	-	83	-	0.00%
	3. Commodities	$ -	$ -	$ 2,766	$ -	$ -	$ 2,766	$ -	$ 2,766	$ -	0.00%
	Total Human Resources	$ -	$ -	$ 59,567	$ 5,139	$ 12,400	$ 106,142	$ -	$ 106,142	$ 46,575	78.19%

EXPENDITURES:

Line No.	**ENGINEERING**										
1	Regular Full Time Wages	$ 262,812	$ 343,752	$ 103,701	$ 103,195	$ 150,425	$ 189,732	$ -	$ 189,732	$ 86,031	82.96%
2	Overtime Wages	323	-	-	-	-	-	-	-	-	0.00%
3	Leave Buy Back Program	-	11,045	-	9,713	9,713	-	-	-	-	0.00%
4	GWI/Merit Increase	-	-	3,593	-	-	-	-	-	(3,593)	-100.00%
5	Longevity Pay	1,466	1,714	615	1,481	615	885	-	885	270	43.90%
6	Car Allowance	1,508	2,205	-	1,522	-	-	-	-	-	0.00%
7	Health Insurance Deductible	3,083	3,313	1,500	1,375	1,500	-	-	-	(1,500)	-100.00%
8	FICA/Social Security	19,536	26,043	8,255	7,499	8,255	14,582	-	14,582	6,327	76.64%
9	State Unemployment Taxes	398	228	176	278	176	234	-	234	59	33.33%
10	Retirement - TMRS	35,349	50,953	15,960	16,852	15,960	28,650	-	28,650	12,691	79.52%
11	Health Insurance	32,707	44,790	18,198	11,974	18,198	34,394	-	34,394	16,197	89.00%
12	Dental Insurance	1,156	1,653	1,003	457	1,003	1,328	-	1,328	326	32.47%
13	Life Insurance	1,384	897	540	166	540	1,274	-	1,274	734	135.93%
14	ST/LT Disability Insurance	1,463	1,282	525	319	525	1,162	-	1,162	637	121.33%
15	Vision Insurance	243	296	177	87	177	224	-	224	48	26.91%
16	AD&D	141	156	54	13	54	127	-	127	73	135.19%
17	Personnel Vacancy Savings	-	-	(7,306)	-	-	-	-	-	7,306	-100.00%
	1. Personnel	$ 361,567	$ 488,325	$ 146,988	$ 154,932	$ 207,141	$ 272,592	$ -	$ 272,592	$ 125,604	85.45%
18	Travel - Training & Conferences	$ -	$ -	$ 500	$ -	$ -	$ 500	$ -	$ 500	$ -	0.00%
19	Memberships and Dues	-	-	125	-	-	125	-	125	-	0.00%
20	Subscription and Books	-	-	63	-	-	63	-	63	-	0.00%
21	Engineering Services	9,435	-	-	-	-	-	-	-	-	0.00%
22	IT Software/System Fees	9,595	-	-	-	-	-	-	-	-	0.00%
	2. Contractual Services	$ 19,030	$ -	$ 688	$ -	$ -	$ 688	$ -	$ 688	$ -	0.00%
23	Uniforms	$ 21	$ -	$ 375	$ -	$ -	$ 375	$ -	$ 375	$ -	0.00%
24	General Office Supplies	-	1,038	875	-	-	875	-	875	-	0.00%
25	Food/Meals	12	89	50	-	-	50	-	50	-	0.00%
26	Office Furniture (<$5K)	1,646	-	1,125	-	-	1,125	-	1,125	-	0.00%
	3. Commodities	$ 1,679	$ 1,127	$ 2,425	$ -	$ -	$ 2,425	$ -	$ 2,425	$ -	0.00%
	Total Engineering	$ 382,276	$ 489,452	$ 150,101	$ 154,932	$ 207,141	$ 275,705	$ -	$ 275,705	$ 125,604	83.68%

EXPENDITURES:

Line No.	**NON-DEPARTMENTAL**										
1	Pay Parity (Non-Civil Svc)	$ -	$ -	$ 28,125	$ -	$ -	$ -	$ -	$ -	$ (28,125)	-100.00%
2	Employer Contribution 457 Plan	-	-	12,757	-	-	-	-	-	(12,757)	-100.00%
3	Vacation Leave - Accrual	37,484	35,150	-	-	-	-	-	-	-	0.00%
4	Leave Buy Back Program	-	-	125,000	-	-	-	-	-	(125,000)	-100.00%
5	Workers Compensation Insurance	26,312	26,888	35,866	43,144	43,144	35,866	-	35,866	-	0.00%
6	State Unemployment Taxes	-	-	500	-	-	-	-	-	(500)	-100.00%
7	Health Insurance Payroll Reconciliation Adjustment	-	-	39,618	-	-	-	-	-	(39,618)	-100.00%
	1. Personnel	$ 63,797	$ 62,037	$ 241,866	$ 43,144	$ 43,144	$ 35,866	$ -	$ 35,866	$ (206,000)	-85.17%

Line No.		Actual 2023-24	Actual 2024-25	Approved Budget 2025-26	Year to Date w/Encumbrance 5/31/2026	Current Year Estimate 2025-26	ICM Proposed Base Budget 2026-27	Supplemental Budget 2026-27	ICM Proposed Budget 2026-27	Proposed $ Increase (Decrease) From FY 2025-26 Approved Budget	Proposed % Increase (Decrease) From FY 2025-26 Approved Budget
8	Tuition Reimbursement	$ -	$ -	$ 21,585	$ -	$ -	$ -	$ -	$ -	$ (21,585)	-100.00%
9	Cell Phones/Pagers	-	-	10,000	-	-	-	-	-	(10,000)	-100.00%
10	Audit Services	-	-	20,000	-	20,000	20,000	-	20,000	-	0.00%
11	Insurance & Bonds	47,353	57,205	114,371	106,089	106,089	114,371	-	114,371	-	0.00%
12	Clearing Account - Voided Check	(3,797)	-	-	-	-	-	-	-	-	0.00%
	2. Contractual Services	$ 43,556	$ 57,205	$ 165,956	$ 106,089	$ 126,089	$ 134,371	$ -	$ 134,371	$ (31,585)	-19.03%
	Total Non-Departmental	$ 107,352	$ 119,243	$ 407,822	$ 149,233	$ 169,233	$ 170,237	$ -	$ 170,237	$ (237,585)	-58.26%

EXPENDITURES:

Line No.	**PUBLIC WORKS BUILDING**										
1	Light & Power	$ 5,465	$ 5,988	$ 6,000	$ -	$ -	$ 6,000	$ -	$ 6,000	$ -	0.00%
2	Natural Gas/Propane	2,361	1,888	2,000	2,715	4,500	2,000	-	2,000	-	0.00%
3	Telephone System	1,292	1,494	4,000	682	1,200	4,000	-	4,000	-	0.00%
4	Internet Service	1,045	2,705	2,500	563	2,500	2,500	-	2,500	-	0.00%
5	Water/Sewer/Trash	-	12,496	5,632	-	-	5,632	-	5,632	-	0.00%
6	Heating/Cooling Repairs	2,944	8,333	77,100	4,155	38,500	77,100	-	77,100	-	0.00%
7	Plumbing Repairs	-	-	1,500	180	500	1,500	-	1,500	-	0.00%
8	Carpentry/Painting	-	1,152	-	16	-	-	-	-	-	0.00%
9	Misc Facility Repairs/Maint	8,280	5,364	2,125	5,696	5,000	2,125	-	2,125	-	0.00%
10	Other Contract Services	-	-	37,500	-	37,500	37,500	-	37,500	-	0.00%
11	Landscaping/Groundskeeping	-	3,120	9,550	6,400	5,000	9,550	-	9,550	-	0.00%
12	Services - Fire Inspections & Maintenance	-	-	-	1,450	1,275	-	-	-	-	0.00%
13	Services - Security	1,180	4,680	32,097	-	-	32,097	-	32,097	-	0.00%
	2. Contractual Services	$ 22,568	$ 47,220	$ 180,004	$ 21,857	$ 95,975	$ 180,004	$ -	$ 180,004	$ -	0.00%
14	General Office Supplies	$ -	$ 2,006	$ -	$ 531	$ 531	$ -	$ -	$ -	$ -	0.00%
15	Cleaning Supplies	3,282	5,533	3,000	3,185	3,000	3,000	-	3,000	-	0.00%
16	Cleaning - Paper Products	673	1,235	400	2,121	1,700	400	-	400	-	0.00%
17	Building Materials	3,353	-	-	-	-	-	-	-	-	0.00%
18	Electrical/Plumbing Supplies	1,033	1,001	300	479	1,000	300	-	300	-	0.00%
19	Miscellaneous Hardware	2,243	1,928	6,308	1,683	2,000	6,308	-	6,308	-	0.00%
	3. Commodities	$ 10,583	$ 11,701	$ 10,008	$ 7,998	$ 8,231	$ 10,008	$ -	$ 10,008	$ -	0.00%
	Total Public Works Building	$ 33,151	$ 58,921	$ 190,012	$ 29,855	$ 104,206	$ 190,012	$ -	$ 190,012	$ -	0.00%

EXPENDITURES:

Line No.	**GENERAL DEBT I&S**										
1	2025 CO Bond Interest	$ -	$ -	$ 1,900,000	$ -	$ 1,900,000	$ 1,932,348	$ -	$ 1,932,348	$ 32,348	1.70%
2	Future CO Series 2026	-	-	1,302,000	-	-	1,302,000	-	1,302,000	-	0.00%
	7. Debt Service	$ -	$ -	$ 3,202,000	$ -	$ 1,900,000	$ 3,234,348	$ -	$ 3,234,348	$ 32,348	1.01%
	Total General Debt I&S	$ -	$ -	$ 3,202,000	$ -	$ 1,900,000	$ 3,234,348	$ -	$ 3,234,348	$ 32,348	1.01%

EXPENDITURES:

Line No.	**ADMINISTRATION**										
1	Regular Full Time Wages	$ 1,026,437	$ 588,106	$ 555,582	$ 487,424	$ 715,516	$ 550,707	$ -	$ 550,707	$ (4,875)	-0.88%
2	Overtime Wages	9,147	6,608	2,000	1,409	1,910	1,025	-	1,025	(975)	-48.75%
3	TMRS Contribution Benefit (CM)	7,163	-	-	-	-	-	-	-	-	0.00%
4	Leave Buy Back Program	-	35,595	-	46,285	46,285	-	-	-	-	0.00%
5	GWI/Merit Increase	-	-	18,166	-	-	-	-	-	(18,166)	-100.00%
6	Longevity Pay	8,421	6,283	4,575	7,335	7,335	5,310	-	5,310	735	16.07%
7	Car Allowance	13,531	7,960	5,250	6,938	9,680	7,500	-	7,500	2,250	42.86%
8	Language Incentive	643	455	450	980	1,440	1,352	-	1,352	902	200.44%
9	Certification Incentive	6,730	9,026	8,450	3,988	6,076	5,850	-	5,850	(2,600)	-30.77%
10	Housing Allowance	7,375	-	-	-	-	-	-	-	-	0.00%
11	Cell Phone Allowance	302	-	-	-	-	-	-	-	-	0.00%
12	Health Insurance Deductible	6,455	5,743	4,250	7,000	7,000	-	-	-	(4,250)	-100.00%
13	FICA/Social Security	67,582	48,200	45,478	39,081	62,752	43,738	-	43,738	(1,740)	-3.83%
14	State Unemployment Taxes	782	332	497	1,260	1,224	468	-	468	(29)	-5.84%
15	Retirement - TMRS	129,909	129,375	87,922	81,204	132,094	85,933	-	85,933	(1,989)	-2.26%
16	Deferred Compensation (CM)	9,100	-	-	-	-	-	-	-	-	0.00%

		Actual 2023-24	Actual 2024-25	Approved Budget 2025-26	Year to Date w/Encumbrance 5/31/2026	Current Year Estimate 2025-26	ICM Proposed Base Budget 2026-27	Supplemental Budget 2026-27	ICM Proposed Budget 2026-27	Proposed $ Increase (Decrease) From FY 2025-26 Approved Budget	Proposed % Increase (Decrease) From FY 2025-26 Approved Budget
17	Health Insurance	76,005	75,461	54,401	59,658	98,016	68,788	-	68,788	14,388	26.45%
18	Dental Insurance	2,973	2,830	2,840	2,118	3,502	2,656	-	2,656	(184)	-6.48%
19	Life Insurance	3,796	1,574	2,856	843	1,394	2,695	-	2,695	(161)	-5.64%
20	ST/LT Disability Insurance	3,610	2,206	2,702	1,486	2,454	2,556	-	2,556	(146)	-5.40%
21	Vision Insurance	625	546	501	380	630	449	-	449	(52)	-10.29%
22	AD&D	363	270	286	57	114	270	-	270	(16)	-5.59%
23	Personnel Vacancy Savings	-	-	(35,087)	-	-	-	-	-	35,087	-100.00%
	1. Personnel	$ 1,380,951	$ 920,571	$ 761,118	$ 747,443	$ 1,097,422	$ 779,297	$ -	$ 779,297	$ 18,179	2.39%
24	Travel - Training & Conferences	$ 1,581	$ 3,261	$ 4,625	$ 530	$ 530	$ 894	$ -	$ 894	$ (3,731)	-80.67%
25	Travel - Tolls & Parking	-	21	-	-	-	-	-	-	-	0.00%
26	Memberships and Dues	190	95	100	35	35	100	-	100	-	0.00%
27	Radio Service/Lease	2,643	3,547	2,580	1,733	2,888	2,580	-	2,580	-	0.00%
28	Lease Payments - Motor Vehicles	(8,558)	(70,088)	68,100	22,751	42,581	68,100	-	68,100	-	0.00%
29	Motor Vehicle Repair/Maint	3,641	1,554	4,000	3,730	4,000	3,250	-	3,250	(750)	-18.75%
30	Repair/Maintenance - Minor	-	26	-	312	500	-	-	-	-	0.00%
31	Office Equipment Rental	3,115	2,854	2,500	1,244	2,500	2,500	-	2,500	-	0.00%
32	Legal Services	2,485	-	-	-	-	-	-	-	-	0.00%
33	Outside Printing	220	177	1,300	64	100	650	-	650	(650)	-50.00%
34	Utility Consulting Services	-	97,738	3,859	3,859	3,858	3,859	-	3,859	-	0.00%
35	IT Software/System Fees	53,700	5,030	10,000	-	-	10,000	-	10,000	-	0.00%
36	Rain Barrel Program	-	2,742	15,000	4,165	-	15,000	-	15,000	-	0.00%
37	Services - Employee Recruitment	13,000	-	-	-	-	-	-	-	-	0.00%
38	Contingency - Operations & Maintenance	-	-	125,000	-	-	103,300	-	103,300	(21,700)	-17.36%
	2. Contractual Services	$ 72,017	$ 46,957	$ 237,064	$ 38,423	$ 56,992	$ 210,233	$ -	$ 210,233	$ (26,831)	-11.32%
39	Uniforms (Buy)	$ 4,211	$ 6,308	$ 6,600	$ 3,064	$ 3,063	$ 5,000	$ -	$ 5,000	$ (1,600)	-24.24%
40	General Office Supplies	7,155	5,535	5,125	2,125	2,600	5,125	-	5,125	-	0.00%
41	Miscellaneous Hardware	18	-	-	-	-	-	-	-	-	0.00%
42	Fire Prevention Supplies	160	-	750	-	-	250	-	250	(500)	-66.67%
43	Medical Supplies	129	269	200	82	81	200	-	200	-	0.00%
44	Minor Tools/Instruments	244	540	1,200	-	-	600	-	600	(600)	-50.00%
45	Miscellaneous Occasions Supplies	1,405	1,372	360	-	-	80	-	80	(280)	-77.78%
46	Food/Meals	497	486	2,000	883	1,200	1,500	-	1,500	(500)	-25.00%
47	Miscellaneous Supplies	767	2,724	1,200	107	106	850	-	850	(350)	-29.17%
48	Office Furniture (<$5K)	2,275	519	2,850	371	400	2,850	-	2,850	-	0.00%
49	Communication Equipment	150	128	250	-	-	250	-	250	-	0.00%
50	Computer Hardware	1,328	-	2,323	129	130	2,323	-	2,323	-	0.00%
51	Computer Software	-	-	3,154	-	-	3,154	-	3,154	-	0.00%
52	Other Office Equipment	-	913	6,430	-	-	6,430	-	6,430	-	0.00%
53	Facility Maintenance Tools	-	-	-	978	1,000	-	-	-	-	0.00%
54	Equipment - Radio	-	-	1,750	-	-	1,750	-	1,750	-	0.00%
55	Fuel	5,491	4,906	6,500	2,806	5,500	5,500	-	5,500	(1,000)	-15.38%
	3. Commodities	$ 23,830	$ 23,700	$ 40,692	$ 10,544	$ 14,080	$ 35,862	$ -	$ 35,862	$ (4,830)	-11.87%
	Total Administration	$ 1,476,797	$ 991,228	$ 1,038,874	$ 796,410	$ 1,168,494	$ 1,025,392	$ -	$ 1,025,392	$ (13,482)	-1.30%

EXPENDITURES:

Line No.	UTILITY BILLING	Actual 2023-24	Actual 2024-25	Approved Budget 2025-26	Year to Date w/Encumbrance 5/31/2026	Current Year Estimate 2025-26	ICM Proposed Base Budget 2026-27	Supplemental Budget 2026-27	ICM Proposed Budget 2026-27	Proposed $ Increase (Decrease) From FY 2025-26 Approved Budget	Proposed % Increase (Decrease) From FY 2025-26 Approved Budget
1	Regular Full Time Wages	$ 554,671	$ 71,258	$ 68,767	$ 45,534	$ 69,754	$ 70,941	$ -	$ 70,941	$ 2,174	3.16%
2	Overtime Wages	16,416	2,459	2,500	1,652	2,220	2,500	-	2,500	-	0.00%
3	Leave Buy Back Program	-	6,329	-	6,519	6,519	-	-	-	-	0.00%
4	GWI/Merit Increase	-	-	2,382	-	-	-	-	-	(2,382)	-100.00%
5	Longevity Pay	5,963	2,018	2,198	2,198	2,198	2,378	-	2,378	180	8.19%
6	Language Incentive	1,612	451	450	152	450	-	-	-	(450)	-100.00%
7	Health Insurance Deductible	9,250	1,000	1,000	1,000	1,000	-	-	-	(1,000)	-100.00%
8	FICA/Social Security	43,627	6,141	5,837	4,136	5,837	5,800	-	5,800	(37)	-0.63%
9	State Unemployment Taxes	1,065	63	117	171	117	117	-	117	-	0.00%
10	Retirement - TMRS	76,864	11,646	11,284	8,208	11,284	11,396	-	11,396	112	0.99%
11	Health Insurance	91,251	11,703	13,136	7,995	13,136	17,197	-	17,197	4,061	30.92%
12	Dental Insurance	3,973	509	668	329	668	664	-	664	(4)	-0.60%
13	Life Insurance	3,312	233	492	103	492	509	-	509	17	3.46%
14	ST/LT Disability Insurance	3,038	307	422	177	422	435	-	435	13	3.08%
15	Vision Insurance	871	101	118	65	118	112	-	112	(6)	-5.08%
16	AD&D	327	39	49	7	49	51	-	51	2	4.08%
17	Personnel Vacancy Savings	-	-	(4,951)	-	-	-	-	-	4,951	-100.00%
	1. Personnel	$ 812,241	$ 114,256	$ 104,469	$ 78,247	$ 114,264	$ 112,100	$ -	$ 112,100	$ 7,631	7.30%
18	Travel - Training & Conferences	$ 4,550	$ -	$ 2,500	$ -	$ -	$ -	$ -	$ -	$ (2,500)	-100.00%
19	Mileage - Reimbursement	106	-	-	-	-	-	-	-	-	0.00%
20	Memberships and Dues	17	-	-	-	-	-	-	-	-	0.00%
21	Cell Phones/Pagers	757	-	-	-	-	-	-	-	-	0.00%
22	Lease Payments - Motor Vehicles	22,499	(26,745)	-	-	-	-	-	-	-	0.00%
23	Motor Vehicle Repair/Maint	6,442	-	-	-	-	-	-	-	-	0.00%
24	Office Equipment Rental	1,377	1,409	-	627	1,200	-	-	-	-	0.00%
25	Credit Card Fees	507,623	853,580	600,000	236,303	600,000	600,000	-	600,000	-	0.00%
26	Insurance & Bonds	-	-	200	-	-	200	-	200	-	0.00%
27	Bad Debt Collection Service	(76,731)	(14,461)	2,500	-	-	-	-	-	(2,500)	-100.00%
28	Delivery/Courier Service	-	583	-	-	-	-	-	-	-	0.00%
29	Cost of Service/Rate Design Study	64,560	-	18,043	18,105	18,105	18,043	-	18,043	-	0.00%
30	IT Software/System Fees	132,806	88,378	-	-	-	-	-	-	-	0.00%
31	IT Online Services	-	-	938	-	-	-	-	-	(938)	-100.00%
32	Services - Utility Billing	21,214	96,880	81,160	85,753	100,000	55,000	-	55,000	(26,160)	-32.23%
33	Services - Meter Testing	270	-	1,000	-	-	500	-	500	(500)	-50.00%
34	Services - Meter Installation	20,345	-	-	-	-	-	-	-	-	0.00%
	2. Contractual Services	$ 705,835	$ 999,623	$ 706,340	$ 340,788	$ 719,305	$ 673,743	$ -	$ 673,743	$ (32,598)	-4.61%
35	Uniforms (Buy)	$ 4,503	$ 127	$ 150	$ -	$ -	$ -	$ -	$ -	$ (150)	-100.00%
36	General Office Supplies	2,981	1,383	250	325	1,000	250	-	250	-	0.00%
37	Postage	48,438	12,619	30,000	176	12,500	12,500	-	12,500	(17,500)	-58.33%
38	City Sponsored Event Supplies	350	-	-	-	-	-	-	-	-	0.00%
39	Minor Tools/Instruments	1,243	-	600	-	-	300	-	300	(300)	-50.00%
40	Food/Meals	24	-	-	-	-	-	-	-	-	0.00%
41	Miscellaneous Supplies	109	39	250	-	-	125	-	125	(125)	-50.00%
42	Office Furniture (<$5K)	1,850	736	2,000	-	-	-	-	-	(2,000)	-100.00%
43	Fuel	12,329	846	13,700	-	-	-	-	-	(13,700)	-100.00%
	3. Commodities	$ 71,827	$ 15,749	$ 46,950	$ 502	$ 13,500	$ 13,175	$ -	$ 13,175	$ (33,775)	-71.94%
	Total Utility Billing	$ 1,589,903	$ 1,129,628	$ 857,759	$ 419,537	$ 847,069	$ 799,018	$ -	$ 799,018	$ (58,741)	-6.85%

EXPENDITURES:

Line No.	WATER OPERATIONS										
1	Regular Full Time Wages	$ 1,205,482	$ 1,588,286	$ 1,941,049	$ 1,174,178	$ 1,783,600	$ 1,738,067	$ -	$ 1,738,067	$ (202,982)	-10.46%
2	Overtime Wages	139,462	112,670	150,000	85,084	125,155	119,500	-	119,500	(30,500)	-20.33%
3	On-Call Pay	8,516	8,542	10,000	6,007	9,134	10,000	-	10,000	-	0.00%
4	Leave Buy Back Program	-	31,275	-	35,511	35,510	-	-	-	-	0.00%
5	GWI/Merit Increase	-	-	63,871	-	-	-	-	-	(63,871)	-100.00%
6	Longevity Pay	13,410	15,765	18,060	17,082	17,082	22,410	-	22,410	4,350	24.09%
7	Certification Incentive	32,916	36,813	39,650	27,711	41,562	44,150	-	44,150	4,500	11.35%
8	Health Insurance Deductible	20,717	28,192	30,917	27,233	27,233	-	-	-	(30,917)	-100.00%
9	FICA/Social Security	104,026	133,416	166,207	100,367	155,058	147,961	-	147,961	(18,246)	-10.98%

		Actual 2023-24	Actual 2024-25	Approved Budget 2025-26	Year to Date w/Encumbrance 5/31/2026	Current Year Estimate 2025-26	ICM Proposed Base Budget 2026-27	Supplemental Budget 2026-27	ICM Proposed Budget 2026-27	Proposed $ Increase (Decrease) From FY 2025-26 Approved Budget	Proposed % Increase (Decrease) From FY 2025-26 Approved Budget
10	State Unemployment Taxes	2,382	1,964	3,618	4,857	3,590	3,101	-	3,101	(517)	-14.28%
11	Retirement - TMRS	185,833	254,557	321,488	197,172	304,000	290,699	-	290,699	(30,789)	-9.58%
12	Health Insurance	240,435	328,685	491,242	232,080	367,296	455,719	-	455,719	(35,523)	-7.23%
13	Dental Insurance	8,849	12,721	20,657	8,983	14,260	17,593	-	17,593	(3,064)	-14.83%
14	Life Insurance	7,829	5,132	13,585	2,567	4,136	12,144	-	12,144	(1,441)	-10.61%
15	ST/LT Disability Insurance	7,376	6,950	11,813	4,503	7,190	10,560	-	10,560	(1,253)	-10.61%
16	Vision Insurance	1,702	2,328	3,640	1,625	2,576	2,972	-	2,972	(668)	-18.36%
17	AD&D	786	890	1,358	187	374	1,214	-	1,214	(144)	-10.62%
18	Personnel Vacancy Savings	-	-	(138,951)	-	-	-	-	-	138,951	-100.00%
	1. Personnel	$ 1,979,721	$ 2,568,186	$ 3,148,204	$ 1,925,147	$ 2,897,756	$ 2,876,090	$ -	$ 2,876,090	$ (272,114)	-8.64%
19	Travel - Training & Conferences	$ 14,898	$ 19,595	$ 24,750	$ 6,438	$ 11,514	$ 10,000	$ -	$ 10,000	$ (14,750)	-59.60%
20	Memberships and Dues	1,820	4,486	5,800	2,840	2,839	5,800	-	5,800	-	0.00%
21	Light & Power	167,410	223,937	230,000	114,268	191,223	230,000	-	230,000	-	0.00%
22	Telephone System	-	-	28,800	-	-	-	-	-	(28,800)	-100.00%
23	Cell Phones/Pagers	1,606	-	5,006	-	-	-	-	-	(5,006)	-100.00%
24	Radio Service/Lease	2,643	2,167	2,580	1,733	3,000	2,580	-	2,580	-	0.00%
25	Electrical Repairs	13,734	2,144	42,250	1,961	2,000	2,250	-	2,250	(40,000)	-94.67%
26	Water Distribution Maintenance	85,496	76,781	110,000	31,662	81,100	81,100	-	81,100	(28,900)	-26.27%
27	Misc Facility Repairs/Maint	-	-	37,500	127	300	300	-	300	(37,200)	-99.20%
28	Light Equipment Rental	31,637	54,577	60,000	45,000	50,000	50,000	-	50,000	(10,000)	-16.67%
29	Motor Vehicle Rental	-	44	-	-	-	-	-	-	-	0.00%
30	Trucks/Heavy Equip Rental	-	3,716	-	-	-	-	-	-	-	0.00%
31	Lease Payments - Motor Vehicles	(8,307)	(16,640)	277,953	69,594	81,932	423,609	-	423,609	145,656	52.40%
32	Motor Vehicle Repair/Maint	20,349	19,904	20,000	8,002	40,000	40,000	-	40,000	20,000	100.00%
33	Repair/Maintenance - Minor	-	118	-	5,266	8,000	8,000	-	8,000	8,000	0.00%
34	Truck/Heavy Equipment Repair	11,177	56,826	35,000	15,229	20,000	30,000	-	30,000	(5,000)	-14.29%
35	Pump & Motor Repair	53,200	16,811	90,000	118,866	150,000	90,000	-	90,000	-	0.00%
36	Other Equip Maint/Repair	914	3,173	2,000	1,473	3,000	2,000	-	2,000	-	0.00%
37	Rental - Storage	1,597	-	7,300	5,700	7,300	7,300	-	7,300	-	0.00%
38	Records Storage	1,088	603	-	412	412	-	-	-	-	0.00%
39	Legal Services	3,455	9,065	5,000	-	-	5,000	-	5,000	-	0.00%
40	Engineering Services	-	-	150,000	57,960	223,300	150,000	-	150,000	-	0.00%
41	Other Professional Services	6,069	20,104	12,000	1,372	2,000	6,000	-	6,000	(6,000)	-50.00%
42	Water Conservation Program	-	-	5,000	241	1,500	5,000	-	5,000	-	0.00%
43	County Recording Fees	-	33	-	-	-	-	-	-	-	0.00%
44	Outside Printing	156	5,438	3,000	2,813	3,000	3,000	-	3,000	-	0.00%
45	Delivery/Courier Service	334	119	1,000	511	511	1,000	-	1,000	-	0.00%
46	Grant Administration	-	13,627	54,508	54,508	55,000	54,508	-	54,508	-	0.00%
47	Testing/Certification	12,551	14,790	20,000	16,089	20,000	20,000	-	20,000	-	0.00%
48	Water Storage/Distribution Repairs	16,875	29,182	35,000	5,277	8,000	5,000	-	5,000	(30,000)	-85.71%
49	TCEQ Water Permit	34,253	34,253	45,000	43,257	43,257	43,257	-	43,257	(1,743)	-3.87%
	2. Contractual Services	$ 472,953	$ 594,852	$ 1,309,447	$ 610,598	$ 1,009,188	$ 1,275,704	$ -	$ 1,275,704	$ (33,743)	-2.58%
50	Uniforms (Buy)	$ 18,661	$ 25,982	$ 33,500	$ 22,081	$ 25,000	$ 26,000	$ -	$ 26,000	$ (7,500)	-22.39%
51	General Office Supplies	364	1,534	364	695	1,000	364	-	364	-	0.00%
52	Cleaning Supplies	557	228	557	-	-	250	-	250	(307)	-55.07%
53	Postage	72	65	250	79	80	250	-	250	-	0.00%
54	Building Materials	2,255	12,470	6,000	2,090	3,000	6,000	-	6,000	-	0.00%
55	Sand and Gravel	11,387	8,798	15,000	3,478	10,000	15,000	-	15,000	-	0.00%
56	Electrical/Plumbing Supplies	12,209	12,914	14,000	3,158	8,000	14,000	-	14,000	-	0.00%
57	City Sponsored Event Supplies	-	89	200	-	-	-	-	-	(200)	-100.00%
58	Fire Prevention Supplies	648	-	400	-	-	400	-	400	-	0.00%
59	Medical Supplies	672	541	800	103	103	500	-	500	(300)	-37.50%
60	Chemicals	24,141	22,193	30,000	4,189	15,000	25,000	-	25,000	(5,000)	-16.67%
61	Botanical/Landscape	-	-	2,000	338	500	500	-	500	(1,500)	-75.00%
62	Minor Tools/Instruments	15,644	21,862	21,500	5,697	12,000	21,500	-	21,500	-	0.00%
63	Miscellaneous Occasions Supplies	578	1,025	1,000	243	1,000	1,000	-	1,000	-	0.00%
64	Food/Meals	176	280	2,000	885	1,500	2,000	-	2,000	-	0.00%

		Actual 2023-24	Actual 2024-25	Approved Budget 2025-26	Year to Date w/Encumbrance 5/31/2026	Current Year Estimate 2025-26	ICM Proposed Base Budget 2026-27	Supplemental Budget 2026-27	ICM Proposed Budget 2026-27	Proposed $ Increase (Decrease) From FY 2025-26 Approved Budget	Proposed % Increase (Decrease) From FY 2025-26 Approved Budget
65	Miscellaneous Supplies	3,323	6,507	5,000	2,152	4,000	5,000	-	5,000	-	0.00%
66	Office Furniture (<$5K)	992	517	1,000	576	576	1,000	-	1,000	-	0.00%
67	Communication Equipment	668	466	1,500	-	-	500	-	500	(1,000)	-66.67%
68	Computer Hardware	10,066	8,245	27,229	96	107	229	-	229	(27,000)	-99.16%
69	Computer Software	-	-	4,667	5,170	-	4,667	-	4,667	-	0.00%
70	Instruments/Apparatus	29,339	13,054	45,000	5,332	12,000	15,000	-	15,000	(30,000)	-66.67%
71	Fire Hydrants	7,069	8,859	16,000	2,493	16,000	16,000	-	16,000	-	0.00%
72	Water Meters/Meter Supplies	710,797	646,813	850,000	181,952	435,000	450,000	-	450,000	(400,000)	-47.06%
73	Other Field Equipment	13,716	9,864	13,716	15,006	16,000	13,716	-	13,716	-	0.00%
74	Equipment - Radio	-	834	-	-	-	-	-	-	-	0.00%
75	Fuel	34,515	32,552	34,515	15,592	35,000	34,515	-	34,515	-	0.00%
76	Cross Connections & Backflow Prevention Program	5,946	6,230	30,000	210	1,000	10,000	-	10,000	(20,000)	-66.67%
	3. Commodities	$ 903,797	$ 841,922	$ 1,156,198	$ 271,614	$ 596,866	$ 663,391	$ -	$ 663,391	$ (492,807)	-42.62%
77	Motor Vehicles	$ -	$ -	$ 733,487	$ 524,062	$ 524,063	$ -	$ -	$ -	$ (733,487)	-100.00%
78	Other Equipment	-	-	10,266	10,266	-	-		-	(10,266)	-100.00%
	6. Non-CIP Capital Outlay	$ -	$ -	$ 743,753	$ 534,328	$ 524,063	$ -	$ -	$ -	$ (743,753)	-100.00%
	Total Water Operations	$ 3,356,471	$ 4,004,960	$ 6,357,603	$ 3,341,687	$ 5,027,873	$ 4,815,185	$ -	$ 4,815,185	$ (1,542,418)	-24.26%
79	Transfer Out - General Fund	$ 650,000	$ 650,000	$ 2,090,555	$ 1,045,277	$ 2,090,555	$ 2,090,555	$ -	$ 2,090,555	$ -	0.00%
80	Transfer Out - Water CIP	500,000	-	-	-	-	-	-	-	-	0.00%
81	Transfer Out - Debt Service	398,326	454,693	370,003	185,001	370,003	392,028	-	392,028	22,025	5.95%
82	Transfer Out - Indirect Support Cost (General Fund)	-	2,008,963	2,209,859	1,104,930	2,209,860	2,209,859	-	2,209,859	-	0.00%
	7. Transfers	$ 1,548,326	$ 3,113,656	$ 4,670,417	$ 2,335,208	$ 4,670,418	$ 4,692,442	$ -	$ 4,692,442	$ 22,025	0.47%
	Total Water Operations & Transfers Out	$ 4,904,797	$ 7,118,616	$ 11,028,020	$ 5,676,896	$ 9,698,291	$ 9,507,627	$ -	$ 9,507,627	$ (1,520,392)	-13.79%
Line No.	**WATER SUPPLY**										
1	Legal Services	$ 5,940	$ -	$ -	$ -	$ -	$ -	$ -	$ -	$ -	0.00%
2	ARWA O&M Expenses	1,202,415	2,076,439	3,000,000	1,467,047	2,600,000	3,500,000	-	3,500,000	500,000	16.67%
3	ARWA Debt Payment	4,206,201	4,370,289	6,768,190	3,296,102	6,768,190	7,298,484	-	7,298,484	530,294	7.84%
4	Testing/Certification	24,318	32,203	40,000	17,709	42,128	40,000	-	40,000	-	0.00%
5	Edwards Aquifer Authority	38,022	38,886	40,000	41,911	41,911	40,000	-	40,000	-	0.00%
6	Barton Springs EAC District	225,485	226,873	225,485	61,200	225,485	225,485	-	225,485	-	0.00%
7	GBRA-RW Reservation Fee	956,607	1,005,594	1,052,100	700,333	1,052,100	1,099,486	-	1,099,486	47,386	4.50%
8	GBRA - Raw Water O&M	748,226	744,622	1,268,400	387,034	556,600	700,000	-	700,000	(568,400)	-44.81%
9	GBRA Grant Contribution	5,148	5,148	5,730	5,148	4,566	5,148	-	5,148	(582)	-10.16%
10	GBRA - I-35 Pipeline O & M	380,507	335,538	573,825	216,334	401,175	675,000	-	675,000	101,175	17.63%
11	GBRA - WTP O & M	662,620	668,134	1,145,550	417,215	554,450	1,050,000	-	1,050,000	(95,550)	-8.34%
12	San Marcos-Treated Wtr Supply	2,477	207,088	829,560	188,307	220,440	600,000	-	600,000	(229,560)	-27.67%
13	Nueces River Authority - Reservation Fee	-	-	-	273,763	273,763	273,763		273,763	273,763	0.00%
14	GBRA - WTP Debt Service	302,627	287,630	287,500	189,701	287,500	285,540	-	285,540	(1,960)	-0.68%
15	GBRA - I-35 Pipeline Debt Serv	542,774	542,774	543,000	343,758	543,000	542,722	-	542,722	(278)	-0.05%
16	GBRA - RRWDS Debt Service	335,887	325,681	325,000	235,212	325,000	324,566	-	324,566	(434)	-0.13%
	2. Contractual Services	$ 9,639,254	$ 10,866,898	$ 16,104,340	$ 7,840,774	$ 13,896,308	$ 16,660,194	$ -	$ 16,660,194	$ 555,854	3.45%
	Total Water Supply	$ 9,639,254	$ 10,866,898	$ 16,104,340	$ 7,840,774	$ 13,896,308	$ 16,660,194	$ -	$ 16,660,194	$ 555,854	3.45%
	TOTAL EXPENDITURES:	$ 18,133,531	$ 21,294,634	$ 33,517,752	$ 15,501,638	$ 28,433,094	$ 32,447,933	$ -	$ 32,447,933	$ (1,069,820)	-3.19%
	TOTAL REVENUE & TRANSFERS-IN IN EXCESS (DEFICIT) OVER EXPENDITURES	$ 2,374,034	$ 8,498,305	$ (4,888,777)	$ 5,172,351	$ 3,146,446	$ 2,612,103	$ -	$ 2,612,103		
	ADJUSTMENT PER AUDIT FOR RESTRICTED FUNDS	$ (1,107,315)	$ (5,305,692)								
	ESTIMATED ENDING FUND BALANCE	**$ 15,005,254**	**$ 18,197,866**	**$ 10,617,803**	**$ 23,370,217**	**$ 21,344,312**	**$ 23,956,416**		**$ 23,956,416**		

Wastewater Utility Fund
Summary & Line-Item Detail

Proposed Budget
Fiscal Year 2026-27

City Council Budget Meeting

August 1, 2026

City of Kyle, Texas
Fund Summary Budget Status Report
WASTEWATER UTILITY FUND (3110)

		Actual 2023-24	Actual 2024-25	Approved Budget 2025-26	Year to Date w/Encumbrance 5/31/2026	Current Year Estimate 2025-26	ICM Proposed Base Budget 2026-27	ICM Supplemental Budget 2026-27	ICM Proposed Budget 2026-27	Proposed $ Increase (Decrease) From FY 2025-26 Approved Budget	Proposed % Increase (Decrease) From FY 2025-26 Approved Budget
	BEGINNING FUND BALANCE	$ 10,232,900	$ 14,146,013	$ 15,152,117	$ 18,892,948	$ 18,892,948	$ 25,622,718		$ 25,622,718		
	REVENUE:										
1	Wastewater Service Charges	$ 12,414,644	$ 14,832,064	$ 15,088,836	$ 11,262,106	$ 17,096,739	$ 16,474,945	$ -	$ 16,474,945	$ 1,386,109	9.19%
2	Misc Wastewater Charges	443,026	348,871	235,000	362,238	711,842	711,842	-	711,842	476,842	202.91%
3	Interest and Other	714,480	1,810,119	520,000	230,033	348,054	348,054	-	348,054	(171,946)	-33.07%
	TOTAL REVENUE:	$ 13,572,150	$ 16,991,054	$ 15,843,836	$ 11,854,377	$ 18,156,635	$ 17,534,841	$ -	$ 17,534,841	$ 1,691,005	10.67%
4	Transfer In	$ -	$ -	$ -	$ -	$ -	$ -	$ -	$ -	$ -	0.00%
	TOTAL REVENUE AND TRANSFERS IN:	$ 13,572,150	$ 16,991,054	$ 15,843,836	$ 11,854,377	$ 18,156,635	$ 17,534,841	$ -	$ 17,534,841	$ 1,691,005	10.67%
	EXPENDITURES:										
5	City Attorney's Office	$ -	$ 385	$ 149,750	$ 69,572	$ 74,396	$ 149,750	$ -	$ 149,750	$ -	0.00%
6	Administrative Services	1,071,402	1,188,194	875,006	332,619	769,935	883,246	-	883,246	8,240	0.94%
7	Information Technology	-	368,848	338,310	349,239	349,432	338,310	-	338,310	-	0.00%
8	Transportation & Public Works:	423,937	542,241	840,853	181,884	273,537	464,446	-	464,446	(376,406)	-44.76%
9	Water Utilities	4,474,882	4,762,100	7,095,891	3,771,456	5,455,767	5,975,056	-	5,975,056	(1,120,835)	-15.80%
10	Non-Departmental	36,414	99,668	336,588	99,976	121,338	118,999	-	118,999	(217,589)	-64.65%
11	Debt Service	1,022,614	990,865	1,744,600	403,069	1,744,600	1,726,502	-	1,726,502	(18,098)	-1.04%
	TOTAL EXPENDITURES:	$ 7,029,249	$ 7,952,301	$ 11,380,998	$ 5,207,815	$ 8,789,005	$ 9,656,310	$ -	$ 9,656,310	$ (1,724,688)	-15.15%
	TOTAL TRANSFERS OUT:	$ 1,212,173	$ 1,997,651	$ 2,637,860	$ 1,318,930	$ 2,637,860	$ 2,641,315	$ -	$ 2,641,315	$ 3,455	0.13%
	TOTAL EXPENDITURES & TRANSFERS OUT	$ 8,241,422	$ 9,949,952	$ 14,018,858	$ 6,526,745	$ 11,426,865	$ 12,297,625	$ -	$ 12,297,625	$ (1,721,233)	-12.28%
	TOTAL REVENUE & TRANSFERS-IN IN EXCESS (DEFICIT) OVER EXPENDITURES	$ 5,330,728	$ 7,041,102	$ 1,824,978	$ 5,327,632	$ 6,729,770	$ 5,237,216	$ -	$ 5,237,216		
	ESTIMATED ENDING FUND BALANCE	**$ 14,146,013**	**$ 18,892,948**	**$ 16,977,095**	**$ 24,220,580**	**$ 25,622,718**	**$ 30,859,934**		**$ 30,859,934**		

City of Kyle, Texas
Fund Summary Budget Status Report
WASTEWATER UTILITY FUND (3110)

Line No.		Actual 2023-24	Actual 2024-25	Approved Budget 2025-26	Year to Date w/Encumbrance 5/31/2026	Current Year Estimate 2025-26	ICM Proposed Base Budget 2026-27	Supplemental Budget 2026-27	ICM Proposed Budget 2026-27	Proposed $ Increase (Decrease) From FY 2025-26 Approved Budget	Proposed % Increase (Decrease) From FY 2025-26 Approved Budget
	BEGINNING FUND BALANCE	$ 10,232,900	$ 14,146,013	$ 15,152,117	$ 18,892,948	$ 18,892,948	$ 25,622,718		$ 25,622,718		
	REVENUE:										
	Wastewater Service Charges										
1	Min. Monthly Charge - WW	$ 3,910,753	$ 4,483,582	$ 7,419,432	$ 3,470,027	$ 5,223,841	$ 7,702,655	$ -	$ 7,702,655	$ 283,223	3.82%
2	Wastewater Volume Charges	7,969,226	9,844,297	7,277,904	7,525,515	11,346,996	8,246,388	-	8,246,388	968,484	13.31%
3	Wastewater Service Taps	500,345	476,199	250,000	245,756	383,412	383,412	-	383,412	133,412	53.36%
4	Reconnect Fees	-	-	30,000	-	30,000	30,000	-	30,000	-	0.00%
5	Wastewater Service Charges	32,399	23,978	100,000	16,091	100,000	100,000	-	100,000	-	0.00%
6	Lift Station Hays CISD	990	3,492	5,000	1,358	5,000	5,000	-	5,000	-	0.00%
7	Pump & Haul Processing & Monitoring Fee	-	-	5,000	-	5,000	5,000	-	5,000	-	0.00%
8	Misc. Wastewater Revenue	(45)	(49)	1,500	-	1,500	1,500	-	1,500	-	0.00%
9	Wastewater Transfer Fee	976	564	-	609	990	990	-	990	990	0.00%
10	Annual Grease Hauler Permit Application Fee (1st Vehicle)	-	-	-	800	-	-	-	-	-	0.00%
11	Extra Grease Hauler (Additional Vehicle)	-	-	-	1,950	-	-	-	-	-	0.00%
	Total Wastewater Service Charges	$ 12,414,644	$ 14,832,064	$ 15,088,836	$ 11,262,106	$ 17,096,739	$ 16,474,945	$ -	$ 16,474,945	$ 1,386,109	9.19%
	Misc Wastewater Charges										
12	Late Payment Penalties	$ 340,596	$ 226,855	$ 175,000	$ 149,431	$ 380,790	$ 380,790	$ -	$ 380,790	$ 205,790	117.59%
13	Electronic Pmt Processing Fee	102,430	122,016	60,000	212,807	331,052	331,052	-	331,052	271,052	451.75%
	Total Misc Wastewater Charges	$ 443,026	$ 348,871	$ 235,000	$ 362,238	$ 711,842	$ 711,842	$ -	$ 711,842	$ 476,842	202.91%
	Interest and Other										
14	Grant Reimbursement	$ -	$ 907,420	$ -	$ -	$ -	$ -	$ -	$ -	$ -	0.00%
15	Investment Income	692,489	880,065	500,000	216,532	324,798	324,798	-	324,798	(175,202)	-35.04%
16	Cost Reimbursement - Plum Creek Reuse PS	21,991	22,634	20,000	13,501	23,256	23,256	-	23,256	3,256	16.28%
	Total Interest and Other	$ 714,480	$ 1,810,119	$ 520,000	$ 230,033	$ 348,054	$ 348,054	$ -	$ 348,054	$ (171,946)	-33.07%
	TOTAL REVENUE:	$ 13,572,150	$ 16,991,054	$ 15,843,836	$ 11,854,377	$ 18,156,635	$ 17,534,841	$ -	$ 17,534,841	$ 1,691,005	10.67%
	TOTAL REVENUE AND TRANSFER IN	**$ 13,572,150**	**$ 16,991,054**	**$ 15,843,836**	**$ 11,854,377**	**$ 18,156,635**	**$ 17,534,841**	**$ -**	**$ 17,534,841**	**$ 1,691,005**	**10.67%**

EXPENDITURES:

Line No.	INFORMATION TECHNOLOGY	Actual 2023-24	Actual 2024-25	Approved Budget 2025-26	Year to Date w/Encumbrance 5/31/2026	Current Year Estimate 2025-26	ICM Proposed Base Budget 2026-27	Supplemental Budget 2026-27	ICM Proposed Budget 2026-27	Proposed $ Increase (Decrease) From FY 2025-26 Approved Budget	Proposed % Increase (Decrease) From FY 2025-26 Approved Budget
1	IT Software/System Fees	$ -	$ 363,874	$ 324,505	$ 348,432	$ 348,432	$ 324,505	$ -	$ 324,505	$ -	0.00%
	2. Contractual Services	$ -	$ 363,874	$ 324,505	$ 348,432	$ 348,432	$ 324,505	$ -	$ 324,505	$ -	0.00%
2	Computer Hardware	$ -	$ 4,974	$ 9,105	$ 807	$ 1,000	$ 9,105	$ -	$ 9,105	$ -	0.00%
3	Computer Software	-	-	4,700	-	-	4,700	-	4,700	-	0.00%
	3. Commodities	$ -	$ 4,974	$ 13,805	$ 807	$ 1,000	$ 13,805	$ -	$ 13,805	$ -	0.00%
								-			
	Total Information Technology	$ -	$ 368,848	$ 338,310	$ 349,239	$ 349,432	$ 338,310	$ -	$ 338,310	$ -	0.00%

Line No.	CITY ATTORNEY'S OFFICE										
1	Legal Fees	$ -	$ 385	$ 149,750	$ 69,572	$ 74,396	$ 149,750	$ -	$ 149,750	$ -	0.00%
	2. Contractual Services	$ -	$ 385	$ 149,750	$ 69,572	$ 74,396	$ 149,750	$ -	$ 149,750	$ -	0.00%
	Total City Attorney's Office	$ -	$ 385	$ 149,750	$ 69,572	$ 74,396	$ 149,750	$ -	$ 149,750	$ -	0.00%

EXPENDITURES:

Line No.	3-1-1 Services										
1	Regular Full Time Wages	$ -	$ 80,266	$ -	$ 7,290	$ -	$ -	$ -	$ -	$ -	0.00%
2	Overtime Wages	-	2,756	-	527	-	-	-	-	-	0.00%
3	Longevity Pay	-	525	-	-	-	-	-	-	-	0.00%
4	Language Incentive	-	857	-	178	-	-	-	-	-	0.00%
5	Health Insurance Deductible	-	1,650	-	-	-	-	-	-	-	0.00%
6	FICA/Social Security	-	6,395	-	605	-	-	-	-	-	0.00%
7	State Unemployment Taxes	-	193	-	-	-	-	-	-	-	0.00%
8	Retirement - TMRS	-	11,924	-	1,141	-	-	-	-	-	0.00%
9	Health Insurance	-	15,948	-	1,074	-	-	-	-	-	0.00%
10	Dental Insurance	-	711	-	52	-	-	-	-	-	0.00%
11	Life Insurance	-	274	-	14	-	-	-	-	-	0.00%
12	ST/LT Disability Insurance	-	357	-	22	-	-	-	-	-	0.00%
13	Vision Insurance	-	143	-	10	-	-	-	-	-	0.00%
14	AD&D	-	45	-	3	-	-	-	-	-	0.00%
	1. Personnel	$ -	$ 122,045	$ -	$ 10,916	$ -	$ -	$ -	$ -	$ -	0.00%
15	Office Equipment Rental	$ -	$ 166	$ -	$ -	$ -	$ -	$ -	$ -	$ -	0.00%
	2. Contractual Services	$ -	$ 166	$ -	$ -	$ -	$ -	$ -	$ -	$ -	0.00%
16	Uniforms (Buy)	$ -	$ 395	$ -	$ -	$ -	$ -	$ -	$ -	$ -	0.00%
17	General Office Supplies	-	378	-	-	-	-	-	-	-	0.00%
	3. Commodities	$ -	$ 773	$ -	$ -	$ -	$ -	$ -	$ -	$ -	0.00%
	Total 3-1-1 Services	$ -	$ 122,984	$ -	$ 10,916	$ -	$ -	$ -	$ -	$ -	0.00%

Line No.		Actual 2023-24	Actual 2024-25	Approved Budget 2025-26	Year to Date w/Encumbrance 5/31/2026	Current Year Estimate 2025-26	ICM Proposed Base Budget 2026-27	Supplemental Budget 2026-27	ICM Proposed Budget 2026-27	Proposed $ Increase (Decrease) From FY 2025-26 Approved Budget	Proposed % Increase (Decrease) From FY 2025-26 Approved Budget
EXPENDITURES:											
	HUMAN RESOURCES										
1	Regular Full Time Wages	$ -	$ -	$ 16,832	$ 3,696	$ 9,610	$ 49,001	$ -	$ 49,001	$ 32,169	191.12%
2	Longevity Pay	-	-	-	-	-	263	-	263	263	0.00%
3	Health Insurance Deductible	-	-	167	-	167	-	-	-	(167)	-100.00%
4	FICA/Social Security	-	-	1,288	273	1,288	3,769	-	3,769	2,481	192.69%
5	State Unemployment Taxes	-	-	20	-	20	59	-	59	40	202.56%
6	Retirement - TMRS	-	-	2,489	546	2,490	7,404	-	7,404	4,915	197.42%
7	Health Insurance	-	-	2,305	594	2,305	8,598	-	8,598	6,293	273.08%
8	Dental Insurance	-	-	111	18	112	332	-	332	221	198.24%
9	Life Insurance	-	-	120	3	120	350	-	350	230	191.69%
10	ST/LT Disability Insurance	-	-	104	6	105	175	-	175	71	67.75%
11	Vision Insurance	-	-	20	3	20	56	-	56	36	184.84%
12	AD&D	-	-	12	-	12	35	-	35	23	191.67%
	1. Personnel	$ -	$ -	$ 23,467	$ 5,139	$ 16,249	$ 70,042	$ -	$ 70,042	$ 46,575	198.47%
13	Legal Services	$ -	$ -	$ 834	$ -	$ -	$ 834	$ -	$ 834	$ -	0.00%
14	Other Professional Services	-	-	8,335	-	-	8,335	-	8,335	-	0.00%
15	Outside Printing	-	-	667	-	-	667	-	667	-	0.00%
16	Miscellaneous Services	-	-	1,667	-	-	1,667	-	1,667	-	0.00%
17	Other Contract Services	-	-	21,842	-	-	21,842	-	21,842	-	0.00%
	2. Contractual Services	$ -	$ -	$ 33,344	$ -	$ -	$ 33,344	$ -	$ 33,344	$ -	0.00%
18	Uniforms (Buy)	$ -	$ -	$ 392	$ -	$ -	$ 392	$ -	$ 392	$ -	0.00%
19	General Office Supplies	-	-	458	-	-	458	-	458	-	0.00%
20	Miscellaneous Supplies	-	-	167	-	-	167	-	167	-	0.00%
21	Computer Hardware	-	-	834	-	-	834	-	834	-	0.00%
22	Computer Sofware	-	-	834	-	-	834	-	834	-	0.00%
23	Other Office Equipment	-	-	83	-	-	83	-	83	-	0.00%
	3. Commodities	$ -	$ -	$ 2,767	$ -	$ -	$ 2,767	$ -	$ 2,767	$ -	0.00%
	Total Human Resources	$ -	$ -	$ 59,578	$ 5,139	$ 16,249	$ 106,153	$ -	$ 106,153	$ 46,575	78.18%
EXPENDITURES:											
	ENGINEERING										
1	Regular Full Time Wages	$ 262,811	$ 343,751	$ 103,701	$ 103,195	$ 150,424	$ 189,732	$ -	$ 189,732	$ 86,031	82.96%
2	Overtime Wages	323	-	-	-	-	-	-	-	-	0.00%
3	Leave Buy Back Program	-	11,045	-	9,713	9,713	-	-	-	-	0.00%
4	GWI/Merit Increase	-	-	3,593	-	-	-	-	-	(3,593)	-100.00%
5	Longevity Pay	1,466	1,714	615	1,481	615	885	-	885	270	43.90%
6	Car Allowance	1,508	2,205	-	1,522	-	-	-	-	-	0.00%
7	Health Insurance Deductible	3,083	3,313	1,500	1,375	1,500	-	-	-	(1,500)	-100.00%
8	FICA/Social Security	19,534	26,042	8,255	7,498	8,255	14,582	-	14,582	6,327	76.64%
9	State Unemployment Taxes	397	228	176	278	176	234	-	234	59	33.33%
10	Retirement - TMRS	35,348	50,952	15,960	16,851	15,960	28,650	-	28,650	12,691	79.52%
11	Health Insurance	33,436	44,788	18,198	11,973	18,198	34,394	-	34,394	16,197	89.00%
12	Dental Insurance	1,178	1,652	1,003	456	1,003	1,328	-	1,328	326	32.47%
13	Life Insurance	1,375	896	540	166	540	1,274	-	1,274	734	135.93%
14	ST/LT Disability Insurance	1,461	1,281	525	319	525	1,162	-	1,162	637	121.33%
15	Vision Insurance	252	296	177	87	177	224	-	224	48	26.91%
16	AD&D	139	155	54	13	54	127	-	127	73	135.19%
17	Personnel Vacancy Savings	-	-	(7,306)	-	-	-	-	-	7,306	-100.00%
	1. Personnel	$ 362,311	$ 488,318	$ 146,988	$ 154,927	$ 207,140	$ 272,592	$ -	$ 272,592	$ 125,604	85.45%
18	Travel - Training & Conferences	$ 75	$ -	$ 750	$ -	$ -	$ 750	$ -	$ 750	$ -	0.00%
19	Memberships and Dues	-	-	125	-	-	125	-	125	-	0.00%
20	Engineering Services	13,990	-	502,010	-	-	-	-	-	(502,010)	-100.00%
21	IT Software/System Fees	9,595	-	-	-	-	-	-	-	-	0.00%
	2. Contractual Services	$ 23,660	$ -	$ 502,885	$ -	$ -	$ 875	$ -	$ 875	$ (502,010)	-99.83%

Line No.		Actual 2023-24	Actual 2024-25	Approved Budget 2025-26	Year to Date w/Encumbrance 5/31/2026	Current Year Estimate 2025-26	ICM Proposed Base Budget 2026-27	Supplemental Budget 2026-27	ICM Proposed Budget 2026-27	Proposed $ Increase (Decrease) From FY 2025-26 Approved Budget	Proposed % Increase (Decrease) From FY 2025-26 Approved Budget
22	Uniforms (Buy)	$ 21	$ -	$ 375	$ -	$ -	$ 375	$ -	$ 375	$ -	0.00%
23	General Office Supplies	-	-	625	-	-	625	-	625	-	0.00%
24	Office Furniture (<$5K)	1,647	-	-	-	-	-	-	-	-	0.00%
25	Computer Hardware	2,862	-	-	-	-	-	-	-	-	0.00%
	3. Commodities	$ 4,530	$ -	$ 1,000	$ -	$ -	$ 1,000	$ -	$ 1,000	$ -	0.00%
	Total Engineering	$ 390,501	$ 488,318	$ 650,873	$ 154,927	$ 207,140	$ 274,467	$ -	$ 274,467	$ (376,406)	-57.83%

EXPENDITURES:

Line No.	**NON-DEPARTMENTAL**										
1	Pay Parity (Non-Civil Svc)	$ -	$ -	$ 25,000	$ -	$ -	$ -	$ -	$ -	$ (25,000)	-100.00%
2	Employer Contribution 457 Plan	-	-	11,339	-	-	-	-	-	(11,339)	-100.00%
3	Vacation Leave - Accrual	(212)	44,255	-	-	-	-	-	-	-	0.00%
4	Leave Buy Back Program	-	-	125,000	-	-	-	-	-	(125,000)	-100.00%
5	Workers Compensation Insurance	17,672	17,717	23,634	28,430	28,430	23,634	-	23,634	-	0.00%
6	State Unemployment Taxes	-	-	500	-	-	-	-	-	(500)	-100.00%
7	Health Insurance Payroll Reconciliation Adjustment	-	-	29,535	-	-	-	-	-	(29,535)	-100.00%
	1. Personnel	$ 17,461	$ 61,973	$ 215,008	$ 28,430	$ 28,430	$ 23,634	$ -	$ 23,634	$ (191,374)	-89.01%
8	Tuition Reimbursement	$ -	$ -	$ 16,215	$ 1,638	$ 3,000	$ -	$ -	$ -	$ (16,215)	-100.00%
9	Cell Phones/Pagers	-	-	10,000	-	-	-	-	-	(10,000)	-100.00%
10	Audit Services	-	-	20,000	-	20,000	20,000	-	20,000	-	0.00%
11	Insurance & Bonds	31,456	37,696	75,365	69,908	69,908	75,365	-	75,365	-	0.00%
12	Clearing Account - Voided Check	(12,502)	-	-	-	-	-	-	-	-	0.00%
	2. Contractual Services	$ 18,954	$ 37,696	$ 121,580	$ 71,546	$ 92,908	$ 95,365	$ -	$ 95,365	$ (26,215)	-21.56%
	Total Non-Departmental	$ 36,414	$ 99,668	$ 336,588	$ 99,976	$ 121,338	$ 118,999	$ -	$ 118,999	$ (217,589)	-64.65%

EXPENDITURES:

Line No.	**PUBLIC WORKS BUILDING**										
1	Light & Power	$ 5,875	$ 5,988	$ 6,000	$ -	$ -	$ 6,000	$ -	$ 6,000	$ -	0.00%
2	Natural Gas/Propane	2,361	1,888	2,000	2,211	4,100	2,000	-	2,000	-	0.00%
3	Telephone System	1,292	1,159	4,000	226	300	4,000	-	4,000	-	0.00%
4	Internet Service	885	970	2,500	563	850	2,500	-	2,500	-	0.00%
5	Water/Sewer/Trash	-	12,496	5,632	-	-	5,632	-	5,632	-	0.00%
6	Heating/Cooling Repairs	3,011	8,372	77,100	4,155	38,500	77,100	-	77,100	-	0.00%
7	Plumbing Repairs	-	-	1,500	180	500	1,500	-	1,500	-	0.00%
8	Carpentry/Painting	-	1,191	-	16	-	-	-	-	-	0.00%
9	Misc Facility Repairs/Maint	8,280	5,502	2,125	5,735	6,500	2,125	-	2,125	-	0.00%
10	Other Contract Services	-	-	37,500	-	-	37,500	-	37,500	-	0.00%
11	Landscaping/Groundskeeping	-	2,677	9,550	5,950	7,000	9,550	-	9,550	-	0.00%
12	556092 - Services - Fire Inspections & Maintenance	-	-	-	1,186	1,011	-		-	-	0.00%
13	Services - Security	1,180	4,400	32,064	-	-	32,064	-	32,064	-	0.00%
	2. Contractual Services	$ 22,883	$ 44,644	$ 179,971	$ 20,221	$ 58,761	$ 179,971	$ -	$ 179,971	$ -	0.00%
14	General Office Supplies	$ -	$ 1,702	$ -	$ 436	$ 436	$ -	$ -	$ -	$ -	0.00%
15	Cleaning Supplies	3,282	3,365	3,000	2,634	3,000	3,000	-	3,000	-	0.00%
16	Cleaning - Paper Products	673	1,439	400	1,583	1,700	400	-	400	-	0.00%
17	Building Materials	3,353	-	-	-	-	-	-	-	-	0.00%
18	Electrical/Plumbing Supplies	1,028	953	300	479	1,000	300	-	300	-	0.00%
19	Miscellaneous Hardware	2,217	1,819	6,308	1,604	1,500	6,308	-	6,308	-	0.00%
	3. Commodities	$ 10,552	$ 9,278	$ 10,008	$ 6,736	$ 7,636	$ 10,008	$ -	$ 10,008	$ -	0.00%
	Total Public Works Building	$ 33,435	$ 53,923	$ 189,979	$ 26,957	$ 66,397	$ 189,979	$ -	$ 189,979	$ -	0.00%

EXPENDITURES:

Line No.	GENERAL DEBT I&S	Actual 2023-24	Actual 2024-25	Approved Budget 2025-26	Year to Date w/Encumbrance 5/31/2026	Current Year Estimate 2025-26	ICM Proposed Base Budget 2026-27	Supplemental Budget 2026-27	ICM Proposed Budget 2026-27	Proposed $ Increase (Decrease) From FY 2025-26 Approved Budget	Proposed % Increase (Decrease) From FY 2025-26 Approved Budget
1	2020 Series GO Interest	$ 1,022,614	$ 990,865	$ 1,074,850	$ 403,069	$ 1,074,850	$ 1,045,350	$ -	$ 1,045,350	$ (29,500)	-2.74%
2	2025 CO Bond Interest	-	-	669,750	-	669,750	681,152	-	681,152	11,402	1.70%
	7. Debt Service	$ 1,022,614	$ 990,865	$ 1,744,600	$ 403,069	$ 1,744,600	$ 1,726,502	$ -	$ 1,726,502	$ (18,098)	-1.04%
	Total General Debt I&S	$ 1,022,614	$ 990,865	$ 1,744,600	$ 403,069	$ 1,744,600	$ 1,726,502	$ -	$ 1,726,502	$ (18,098)	-1.04%

EXPENDITURES:

Line No.	ADMINISTRATION	Actual 2023-24	Actual 2024-25	Approved Budget 2025-26	Year to Date w/Encumbrance 5/31/2026	Current Year Estimate 2025-26	ICM Proposed Base Budget 2026-27	Supplemental Budget 2026-27	ICM Proposed Budget 2026-27	Proposed $ Increase (Decrease) From FY 2025-26 Approved Budget	Proposed % Increase (Decrease) From FY 2025-26 Approved Budget
1	Regular Full Time Wages	$ 1,026,435	$ 583,771	$ 555,582	$ 130,165	$ 251,078	$ 550,707	$ -	$ 550,707	$ (4,875)	-0.88%
2	Overtime Wages	9,146	6,592	2,000	129	500	1,025	-	1,025	(975)	-48.75%
3	TMRS Contribution Benefit (CM)	7,163	-	-	-	-	-	-	-	-	0.00%
4	Leave Buy Back Program	-	35,595	-	3,245	3,245	-	-	-	-	0.00%
5	GWI/Merit Increase	-	-	18,166	-	-	-	-	-	(18,166)	-100.00%
6	Longevity Pay	8,421	6,283	4,575	1,815	1,815	5,310	-	5,310	735	16.07%
7	Car Allowance	13,531	7,960	5,250	5,899	8,988	7,500	-	7,500	2,250	42.86%
8	Language Incentive	643	448	450	156	-	1,353	-	1,353	903	200.67%
9	Certification Incentive	6,730	8,151	8,450	3,988	6,076	5,850	-	5,850	(2,600)	-30.77%
10	Housing Allowance	7,375	-	-	-	-	-	-	-	-	0.00%
11	Cell Phone Allowance	302	-	-	-	-	-	-	-	-	0.00%
12	Health Insurance Deductible	6,455	5,743	4,250	1,000	1,000	-	-	-	(4,250)	-100.00%
13	FICA/Social Security	67,578	47,865	45,478	10,534	10,522	43,739	-	43,739	(1,739)	-3.82%
14	State Unemployment Taxes	778	332	497	171	126	468	-	468	(29)	-5.84%
15	Retirement - TMRS	133,926	118,646	87,922	20,484	20,332	85,933	-	85,933	(1,989)	-2.26%
16	Deferred Compensation (CM)	9,100	-	-	-	-	-	-	-	-	0.00%
17	Health Insurance	76,014	74,981	54,364	13,696	15,002	68,778	-	68,778	14,415	26.52%
18	Dental Insurance	2,973	2,810	2,840	491	552	2,656	-	2,656	(184)	-6.48%
19	Life Insurance	3,795	1,564	2,856	213	250	2,695	-	2,695	(161)	-5.64%
20	ST/LT Disability Insurance	3,608	2,191	2,702	375	436	2,556	-	2,556	(146)	-5.40%
21	Vision Insurance	622	540	501	85	94	449	-	449	(52)	-10.29%
22	AD&D	361	267	286	11	22	270	-	270	(16)	-5.59%
23	Personnel Vacancy Savings	-	-	(35,085)	-	-	-	-	-	35,085	-100.00%
	1. Personnel	$ 1,384,955	$ 903,738	$ 761,083	$ 192,456	$ 320,038	$ 779,289	$ -	$ 779,289	$ 18,206	2.39%
24	Travel - Training & Conferences	$ 632	$ 2,014	$ 3,625	$ 258	$ 588	$ 394	$ -	$ 394	$ (3,231)	-89.13%
25	Memberships and Dues	190	95	100	35	35	100	-	100	-	0.00%
26	Radio Service/Lease	2,383	2,167	2,580	1,733	2,580	2,580	-	2,580	-	0.00%
27	Misc Facility Repairs/Maint	-	-	37,500	-	-	-	-	-	(37,500)	-100.00%
28	Lease Payments - Motor Vehicles	3,679	306	31,600	23,349	42,117	31,600	-	31,600	-	0.00%
29	Motor Vehicle Repair/Maint	3,857	460	2,500	-	-	1,750	-	1,750	(750)	-30.00%
30	Repair/Maintenance - Minor	-	19	-	225	500	-	-	-	-	0.00%
31	Office Equipment Rental	3,115	2,669	2,500	1,204	2,500	2,500	-	2,500	-	0.00%
32	Legal Services	-	-	-	77	77	-	-	-	-	0.00%
33	Outside Printing	220	177	1,000	64	300	350	-	350	(650)	-65.00%
34	Public Notices	85	85	-	-	-	-	-	-	-	0.00%
35	IT Software/System Fees	53,700	5,030	-	-	-	-	-	-	-	0.00%
36	Services - Employee Recruitment	13,000	-	-	-	-	-	-	-	-	0.00%
37	Contingency - Operations & Maintenance	-	-	125,000	-	-	-	-	-	(125,000)	-100.00%
	2. Contractual Services	$ 80,860	$ 13,020	$ 206,405	$ 26,945	$ 48,697	$ 39,274	$ -	$ 39,274	$ (167,131)	-80.97%

		Actual 2023-24	Actual 2024-25	Approved Budget 2025-26	Year to Date w/Encumbrance 5/31/2026	Current Year Estimate 2025-26	ICM Proposed Base Budget 2026-27	Supplemental Budget 2026-27	ICM Proposed Budget 2026-27	Proposed $ Increase (Decrease) From FY 2025-26 Approved Budget	Proposed % Increase (Decrease) From FY 2025-26 Approved Budget
38	Uniforms (Buy)	$ 4,222	$ 5,292	$ 6,600	$ 1,739	$ 2,500	$ 5,000	$ -	$ 5,000	$ (1,600)	-24.24%
39	General Office Supplies	6,122	4,152	5,000	1,257	2,500	5,000	-	5,000	-	0.00%
40	Electrical/Plumbing Supplies	54	543	250	-	-	250	-	250	-	0.00%
41	Miscellaneous Hardware	46	124	250	-	-	250	-	250	-	0.00%
42	Fire Prevention Supplies	160	-	750	-	-	250	-	250	(500)	-66.67%
43	Medical Supplies	129	242	200	54	100	200	-	200	-	0.00%
44	Minor Tools/Instruments	282	375	1,000	-	-	400	-	400	(600)	-60.00%
45	Miscellaneous Occasions Supplies	1,405	837	1,200	48	100	920	-	920	(280)	-23.33%
46	Food/Meals	359	484	2,000	883	1,200	1,500	-	1,500	(500)	-25.00%
47	Miscellaneous Supplies	565	1,377	1,000	107	200	650	-	650	(350)	-35.00%
48	Office Furniture (<$5K)	2,475	220	2,850	371	371	2,850	-	2,850	-	0.00%
49	Communication Equipment	415	119	250	-	-	250	-	250	-	0.00%
50	Computer Hardware	7,587	-	2,323	-	-	2,323	-	2,323	-	0.00%
51	Computer Software	-	-	3,154	-	-	3,154	-	3,154	-	0.00%
52	Other Office Equipment	-	-	6,430	-	-	6,430	-	6,430	-	0.00%
53	Equipment - Radios	-	-	1,750	-	-	1,750	-	1,750	-	0.00%
54	Fuel	5,451	4,906	6,500	2,806	5,500	5,500	-	5,500	(1,000)	-15.38%
	3. Commodities	$ 29,271	$ 18,671	$ 41,507	$ 7,265	$ 12,471	$ 36,677	$ -	$ 36,677	$ (4,830)	-11.64%
	Total Administration	$ 1,495,086	$ 935,429	$ 1,008,995	$ 226,666	$ 381,206	$ 855,240	$ -	$ 855,240	$ (153,755)	-15.24%

EXPENDITURES:

Line No.	**UTILITY BILLING**										
1	Regular Full Time Wages	$ 231,766	$ 68,296	$ 68,767	$ 45,534	$ 69,753	$ 70,941	$ -	$ 70,941	$ 2,174	3.16%
2	Overtime Wages	7,331	2,459	2,500	1,652	2,500	2,500	-	2,500	-	0.00%
3	Leave Buy Back Program	-	6,329	-	6,519	6,519	-	-	-	-	0.00%
4	GWI/Merit Increase	-	-	2,382	-	-	-	-	-	(2,382)	-100.00%
5	Longevity Pay	2,888	2,018	2,198	2,198	2,198	2,378	-	2,378	180	8.19%
6	Language Incentive	1,612	451	450	152	450	-	-	-	(450)	-100.00%
7	Health Insurance Deductible	4,000	1,000	1,000	1,000	1,000	-	-	-	(1,000)	-100.00%
8	FICA/Social Security	18,400	5,913	5,837	4,135	5,837	5,800	-	5,800	(37)	-0.63%
9	State Unemployment Taxes	467	63	117	171	117	117	-	117	-	0.00%
10	Retirement - TMRS	32,346	11,251	11,284	8,208	11,284	11,396	-	11,396	112	0.99%
11	Health Insurance	38,544	11,702	13,136	7,994	13,136	17,197	-	17,197	4,061	30.92%
12	Dental Insurance	1,724	508	668	329	668	664	-	664	(4)	-0.60%
13	Life Insurance	1,544	233	492	103	492	509	-	509	17	3.46%
14	ST/LT Disability Insurance	1,390	306	422	176	422	435	-	435	13	3.08%
15	Vision Insurance	371	100	118	65	118	112	-	112	(6)	-5.08%
16	AD&D	149	39	49	7	49	51	-	51	2	4.08%
17	Personnel Vacancy Savings	-	-	(4,951)	-	-	-	-	-	4,951	-100.00%
	1. Personnel	$ 342,532	$ 110,667	$ 104,469	$ 78,243	$ 114,543	$ 112,100	$ -	$ 112,100	$ 7,631	7.30%
18	Travel - Training & Conferences	$ -	$ -	$ 2,500	$ -	$ -	$ -	$ -	$ -	$ (2,500)	-100.00%
19	Memberships and Dues	17	-	-	-	-	-	-	-	-	0.00%
20	Motor Vehicle Repair/Maint	4,609	-	-	-	-	-	-	-	-	0.00%
21	Office Equipment Rental	1,377	1,409	2,000	627	1,600	2,000	-	2,000	-	0.00%
22	Credit Card Fees	507,623	853,580	600,000	236,303	600,000	600,000	-	600,000	-	0.00%
23	Insurance & Bonds	-	-	200	-	-	200	-	200	-	0.00%
24	Bad Debt Collection Service	(55,166)	(6,686)	2,500	-	-	-	-	-	(2,500)	-100.00%
25	Cost of Service/Rate Design Study	64,560	-	43	21	43	43	-	43	-	0.00%
26	IT Software/System Fees	132,806	88,378	-	-	-	-	-	-	-	0.00%
27	IT Online Services	-	-	156	-	-	-	-	-	(156)	-100.00%
28	Services - Utility Billing	21,214	4,242	71,160	1,193	25,000	50,000	-	50,000	(21,160)	-29.74%
	2. Contractual Services	$ 677,040	$ 940,922	$ 678,559	$ 238,145	$ 626,643	$ 652,243	$ -	$ 652,243	$ (26,316)	-3.88%

		Actual 2023-24	Actual 2024-25	Approved Budget 2025-26	Year to Date w/Encumbrance 5/31/2026	Current Year Estimate 2025-26	ICM Proposed Base Budget 2026-27	Supplemental Budget 2026-27	ICM Proposed Budget 2026-27	Proposed $ Increase (Decrease) From FY 2025-26 Approved Budget	Proposed % Increase (Decrease) From FY 2025-26 Approved Budget
29	Uniforms (Buy)	$ -	$ -	$ 150	$ -	$ -	$ -	$ -	$ -	$ (150)	-100.00%
30	General Office Supplies	1,249	545	250	-	-	250	-	250	-	0.00%
31	Postage	48,428	12,567	30,000	176	12,500	12,500	-	12,500	(17,500)	-58.33%
32	City Sponsored Event Supplies	74	-	-	-	-	-	-	-	-	0.00%
33	Food/Meals	24	-	-	-	-	-	-	-	-	0.00%
34	Miscellaneous Supplies	-	39	-	-	-	-	-	-	-	0.00%
35	Office Furniture (<$5K)	1,850	470	2,000	-	-	-	-	-	(2,000)	-100.00%
36	Communication Equipment	205	-	-	-	-	-	-	-	-	0.00%
	3. Commodities	$ 51,830	$ 13,621	$ 32,400	$ 176	$ 12,500	$ 12,750	$ -	$ 12,750	$ (19,650)	-60.65%
	Total Utility Billing	$ 1,071,402	$ 1,065,210	$ 815,428	$ 316,564	$ 753,686	$ 777,093	$ -	$ 777,093	$ (38,335)	-4.70%

EXPENDITURES:

Line No.	**WASTEWATER OPERATIONS**										
1	Regular Full Time Wages	$ 504,485	$ 733,225	$ 698,372	$ 631,360	$ 952,559	$ 722,974	$ -	$ 722,974	$ 24,602	3.52%
2	Overtime Wages	46,100	41,751	70,000	31,040	43,546	43,000	-	43,000	(27,000)	-38.57%
3	On-Call Pay	1,801	2,488	3,000	3,891	5,902	3,000	-	3,000	-	0.00%
4	Leave Buy Back Program	-	17,090	-	17,749	17,749	-	-	-	-	0.00%
5	GWI/Merit Increase	-	-	23,830	-	-	-	-	-	(23,830)	-100.00%
6	Longevity Pay	9,630	11,145	13,260	14,202	28,404	15,255	-	15,255	1,995	15.05%
7	Language Incentive	-	-	-	872	-	-	-	-	-	0.00%
8	Certification Incentive	20,448	22,165	26,000	16,526	25,042	21,450	-	21,450	(4,550)	-17.50%
9	Health Insurance Deductible	9,300	10,275	10,667	13,400	13,400	-	-	-	(10,667)	-100.00%
10	FICA/Social Security	43,495	62,542	61,503	53,916	84,112	61,743	-	61,743	240	0.39%
11	State Unemployment Taxes	1,094	765	1,249	2,475	1,840	1,229	-	1,229	(20)	-1.56%
12	Retirement - TMRS	77,329	118,058	118,907	104,867	163,190	121,306	-	121,306	2,400	2.02%
13	Health Insurance	84,738	124,435	144,569	109,960	173,116	180,568	-	180,568	35,999	24.90%
14	Dental Insurance	3,502	5,317	7,127	4,507	7,182	6,971	-	6,971	(156)	-2.19%
15	Life Insurance	3,283	2,274	4,996	1,388	2,238	5,170	-	5,170	174	3.49%
16	ST/LT Disability Insurance	3,104	3,151	4,286	2,419	3,872	4,438	-	4,438	152	3.55%
17	Vision Insurance	695	1,022	1,256	868	1,386	1,178	-	1,178	(78)	-6.19%
18	AD&D	329	405	500	101	202	517	-	517	18	3.50%
19	Personnel Vacancy Savings	-	-	(50,412)	-	-	-	-	-	50,412	-100.00%
	1. Personnel	$ 809,332	$ 1,156,109	$ 1,139,108	$ 1,009,540	$ 1,523,740	$ 1,188,799	$ -	$ 1,188,799	$ 49,691	4.36%
20	Travel - Training & Conferences	$ 9,351	$ 4,989	$ 15,500	$ 6,566	$ 8,100	$ 7,000	$ -	$ 7,000	$ (8,500)	-54.84%
21	Travel - Tolls & Parking	(89)	-	-	-	-	-	-	-	-	0.00%
22	Memberships and Dues	490	3,036	5,600	2,185	2,184	3,100	-	3,100	(2,500)	-44.64%
23	Light & Power	37,867	79,298	50,000	27,228	50,000	50,000	-	50,000	-	0.00%
24	Telephone System	11,323	7,279	12,000	1,919	8,000	8,000	-	8,000	(4,000)	-33.33%
25	Cell Phones/Pagers	1,093	-	1,287	-	-	1,287	-	1,287	-	0.00%
26	Water/Sewer/Trash	1,711	30,185	9,300	1,022	2,500	9,300	-	9,300	-	0.00%
27	Radio Service/Lease	2,643	2,167	2,580	1,733	2,580	2,580	-	2,580	-	0.00%
28	Electrical Repairs	4,338	4,327	8,000	3,621	5,000	8,000	-	8,000	-	0.00%
29	Wastewater System Maintenance	64,176	71,909	110,000	49,899	90,000	110,000	-	110,000	-	0.00%
30	Trucks/Heavy Equip Rental	-	5,404	-	-	-	-	-	-	-	0.00%
31	Lease Payments - Motor Vehicles	(6,437)	22,587	106,216	114,259	164,964	106,216	-	106,216	-	0.00%
32	Motor Vehicle Repair/Maint	2,248	10,489	10,000	7,991	10,000	10,000	-	10,000	-	0.00%
33	Repair/Maintenance - Minor	-	870	-	896	1,200	-	-	-	-	0.00%
34	Truck/Heavy Equipment Repair	15,426	62,671	40,000	8,500	15,000	40,000	-	40,000	-	0.00%
35	Pump Maint Repair	24,726	22,270	70,000	-	-	70,000	-	70,000	-	0.00%
36	Other Equip Maint/Repair	812	2,215	4,000	2,424	4,000	4,000	-	4,000	-	0.00%
37	Rental - Storage	61	-	200	-	-	200	-	200	-	0.00%
38	Records Storage	1,048	603	-	412	500	-	-	-	-	0.00%
39	Legal Services	770	-	10,000	2,125	2,125	2,500	-	2,500	(7,500)	-75.00%
40	Engineering Services	-	-	150,000	-	-	-	-	-	(150,000)	-100.00%
41	Outside Printing	59	-	-	-	-	-	-	-	-	0.00%
42	Grease Interceptor Grant	-	2,250	-	-	-	-	-	-	-	0.00%
43	Loss on Disposal of Assets	1,663	-	-	-	-	-	-	-	-	0.00%
	2. Contractual Services	$ 173,279	$ 332,549	$ 604,683	$ 230,780	$ 366,153	$ 432,183	$ -	$ 432,183	$ (172,500)	-28.53%

		Actual 2023-24	Actual 2024-25	Approved Budget 2025-26	Year to Date w/Encumbrance 5/31/2026	Current Year Estimate 2025-26	ICM Proposed Base Budget 2026-27	Supplemental Budget 2026-27	ICM Proposed Budget 2026-27	Proposed $ Increase (Decrease) From FY 2025-26 Approved Budget	Proposed % Increase (Decrease) From FY 2025-26 Approved Budget
44	Uniforms (Buy)	$ 12,322	$ 13,013	$ 19,100	$ 13,126	$ 15,000	$ 19,100	$ -	$ 19,100	$ -	0.00%
45	General Office Supplies	38	494	750	400	400	500	-	500	(250)	-33.33%
46	Cleaning Supplies	619	166	1,000	-	-	-	-	-	(1,000)	-100.00%
47	Postage	64	111	-	1	-	-	-	-	-	0.00%
48	Building Materials	436	457	1,500	76	500	500	-	500	(1,000)	-66.67%
49	Sand and Gravel	9,716	7,804	15,000	3,478	7,500	15,000	-	15,000	-	0.00%
50	Electrical/Plumbing Supplies	2,488	4,665	8,000	2,915	7,500	8,000	-	8,000	-	0.00%
51	Fire Prevention Supplies	145	-	400	-	-	400	-	400	-	0.00%
52	Medical Supplies	400	539	500	127	-	500	-	500	-	0.00%
53	Chemicals	49,814	35,869	120,000	111,409	45,000	111,500	-	111,500	(8,500)	-7.08%
54	Botanical/Landscape	15	-	1,500	-	-	-	-	-	(1,500)	-100.00%
55	Minor Tools/Instruments	3,933	12,987	28,500	3,662	7,500	28,500	-	28,500	-	0.00%
56	Miscellaneous Occasions Supplies	578	1,025	500	-	-	-	-	-	(500)	-100.00%
57	Food/Meals	-	40	2,000	577	577	2,000	-	2,000	-	0.00%
58	Miscellaneous Supplies	370	167	500	117	200	200	-	200	(300)	-60.00%
59	Office Equipment	750	2,239	750	634	634	750	-	750	-	0.00%
60	Communication Equipment	-	-	500	-	-	500	-	500	-	0.00%
61	Computer Hardware	101	3,149	2,120	-	-	2,120	-	2,120	-	0.00%
62	Computer Software	-	-	667	-	-	667	-	667	-	0.00%
63	Instruments/Apparatus	2,455	3,995	20,000	4,683	5,600	5,000	-	5,000	(15,000)	-75.00%
64	Facility Maintenance Tools	-	-	-	165	165	-	-	-	-	0.00%
65	Other Field Equipment	1,083	1,369	2,500	10,796	10,795	2,500	-	2,500	-	0.00%
66	Fuel	22,259	15,776	32,200	16,420	32,200	32,200	-	32,200	-	0.00%
	3. Commodities	$ 107,587	$ 103,865	$ 257,987	$ 168,585	$ 133,571	$ 229,937	$ -	$ 229,937	$ (28,050)	-10.87%
67	Motor Vehicles	$ -	$ -	$ 210,000	$ -	$ -	$ -	$ -	$ -	$ (210,000)	-100.00%
	6. Non-CIP Capital Outlay	$ -	$ -	$ 210,000	$ -	$ -	$ -	$ -	$ -	$ (210,000)	-100.00%
	Total Wastewater Operations	$ 1,090,198	$ 1,592,523	$ 2,211,778	$ 1,408,904	$ 2,023,464	$ 1,850,919	$ -	$ 1,850,919	$ (360,859)	-16.32%
68	Transfer Out - General Fund	$ 650,000	$ 650,000	$ 1,175,787	$ 587,893	$ 1,175,787	$ 1,175,787	$ -	$ 1,175,787	$ -	0.00%
69	Transfer Out - CIP	500,000	-	-	-	-	-	-	-	-	0.00%
70	Transfer Out - Debt Service	62,173	70,961	57,714	28,857	57,714	61,169	-	61,169	3,455	5.99%
71	Transfer Out - Indirect Support Cost (General Fund)	-	1,276,690	1,404,359	702,180	1,404,359	1,404,359	-	1,404,359	-	0.00%
	7. Total Transfers Out	$ 1,212,173	$ 1,997,651	$ 2,637,860	$ 1,318,930	$ 2,637,860	$ 2,641,315	$ -	$ 2,641,315	$ 3,455	0.13%
	Total Wastewater Operations & Transfers Out	$ 2,302,371	$ 3,590,174	$ 4,849,638	$ 2,727,834	$ 4,661,324	$ 4,492,234	$ -	$ 4,492,234	$ (357,404)	-7.37%

EXPENDITURES:

Line No.	**WW Treatment Plant Operations**										
1	Regular Full Time Wages	$ 443,970	$ 513,200	$ 910,195	$ 397,094	$ 609,717	$ 853,697	$ -	$ 853,697	$ (56,498)	-6.21%
2	Overtime Wages	56,379	94,010	60,000	64,425	94,618	90,000	-	90,000	30,000	50.00%
3	On-Call Pay	5,229	5,213	6,000	3,458	5,116	6,000	-	6,000	-	0.00%
4	Leave Buy Back Program	-	12,271	-	27,007	27,007	-	-	-	-	0.00%
5	GWI/Merit Increase	-	-	28,687	-	-	-	-	-	(28,687)	-100.00%
6	Longevity Pay	2,220	2,070	3,075	2,550	5,100	5,265	-	5,265	2,190	71.22%
7	Language Incentive	-	-	-	2,104	-	-	-	-	-	0.00%
8	Certification Incentive	11,418	13,773	15,350	8,756	13,112	16,900	-	16,900	1,550	10.10%
9	Health Insurance Deductible	8,583	8,250	13,417	8,000	8,000	-	-	-	(13,417)	-100.00%
10	FICA/Social Security	39,454	48,760	75,606	38,300	59,702	74,979	-	74,979	(627)	-0.83%
11	State Unemployment Taxes	1,030	685	1,570	1,371	1,014	1,404	-	1,404	(166)	-10.56%
12	Retirement - TMRS	68,916	90,745	146,327	74,051	115,114	147,312	-	147,312	985	0.67%
13	Health Insurance	54,164	76,621	170,438	65,905	103,450	206,363	-	206,363	35,925	21.08%
14	Dental Insurance	2,616	3,298	8,964	2,610	4,140	7,967	-	7,967	(997)	-11.13%
15	Life Insurance	2,660	1,578	6,283	818	1,304	5,837	-	5,837	(446)	-7.10%
16	ST/LT Disability Insurance	2,575	2,096	5,477	1,435	2,272	5,098	-	5,098	(379)	-6.92%
17	Vision Insurance	552	662	1,580	497	792	1,346	-	1,346	(234)	-14.82%
18	AD&D	271	262	628	56	112	584	-	584	(44)	-6.97%
19	Personnel Vacancy Savings	-	-	(59,010)	-	-	-	-	-	59,010	-100.00%
	1. Personnel	$ 700,035	$ 873,494	$ 1,394,587	$ 698,437	$ 1,050,570	$ 1,422,752	$ -	$ 1,422,752	$ 28,165	2.02%

		Actual 2023-24	Actual 2024-25	Approved Budget 2025-26	Year to Date w/Encumbrance 5/31/2026	Current Year Estimate 2025-26	ICM Proposed Base Budget 2026-27	Supplemental Budget 2026-27	ICM Proposed Budget 2026-27	Proposed $ Increase (Decrease) From FY 2025-26 Approved Budget	Proposed % Increase (Decrease) From FY 2025-26 Approved Budget
20	Travel - Training & Conferences	$ 3,178	$ 8,556	$ 15,000	$ 917	$ 959	$ 9,000	$ -	$ 9,000	$ (6,000)	-40.00%
21	Memberships and Dues	490	805	1,125	1,033	1,032	1,125	-	1,125	-	0.00%
22	Subscription and Books	-	-	300	-	-	-	-	-	(300)	-100.00%
23	Light & Power	322,733	347,783	450,000	196,856	350,000	410,000	-	410,000	(40,000)	-8.89%
24	Natural Gas/Propane	(47)	-	-	-	-	-	-	-	-	0.00%
25	Telephone System	2,295	1,632	1,500	773	2,500	1,200	-	1,200	(300)	-20.00%
26	Cell Phones/Pagers	-	108	4,550	-	-	4,550	-	4,550	-	0.00%
27	Internet Service	-	-	5,000	-	-	5,000	-	5,000	-	0.00%
28	Water/Sewer/Trash	924	1,685	5,700	1,774	2,600	5,700		5,700	-	0.00%
29	Electrical Repairs	7,844	8,965	10,000	-	-	10,000	-	10,000	-	0.00%
30	Wastewater System Maintenance	86,967	72,649	273,957	80,019	100,000	118,635	-	118,635	(155,322)	-56.70%
31	Misc Facility Repairs/Maint	457	300	1,500	1,957	2,500	1,500	-	1,500	-	0.00%
32	Light Equipment Rental	3,420	3,539	6,000	1,742	1,742	3,000	-	3,000	(3,000)	-50.00%
33	Lease Payments - Motor Vehicles	10,727	7,378	54,092	10,297	16,300	15,600	-	15,600	(38,492)	-71.16%
34	Motor Vehicle Repair/Maint	1,919	8,196	1,500	5,336	8,000	1,500	-	1,500	-	0.00%
35	Repair/Maintenance - Minor	471	305	1,000	3,190	4,500	1,000	-	1,000	-	0.00%
36	Truck/Heavy Equipment Repair	8,440	7,655	10,000	138	5,000	5,000	-	5,000	(5,000)	-50.00%
37	Pump Maint Repair	50,961	2,407	83,329	9,908	30,000	83,329	-	83,329	-	0.00%
38	Electric Motor Repair	903	-	25,000	-	-	25,000	-	25,000	-	0.00%
39	Other Equip Maint/Repair	-	2,911	3,000	1	500	-	-	-	(3,000)	-100.00%
40	Legal Services	1,238	-	15,000	-	-	15,000	-	15,000	-	0.00%
41	Other Professional Services	-	-	-	10	10	-	-	-	-	0.00%
42	Outside Printing	233	-	3,600	1,800	2,000	3,600	-	3,600	-	0.00%
43	Testing/Certification	36,516	36,871	60,000	15,128	30,000	35,000	-	35,000	(25,000)	-41.67%
44	Landscaping/Groundskeeping	-	-	5,000	280	280	500	-	500	(4,500)	-90.00%
45	TCEQ Permit	-	-	-	10	10	-		-	-	0.00%
46	TCEQ Sewer Permit	30,401	41,694	45,000	31,137	31,137	31,137	-	31,137	(13,863)	-30.81%
47	Services - Sludge Hauling	474,443	441,068	306,227	356,463	625,000	625,000	-	625,000	318,773	104.10%
48	Services - Pre-Treatment Program	32,113	111,580	336,592	259,840	250,000	150,000	-	150,000	(186,592)	-55.44%
	2. Contractual Services	$ 1,076,626	$ 1,106,085	$ 1,723,971	$ 978,608	$ 1,464,070	$ 1,561,375	$ -	$ 1,561,375	$ (162,596)	-9.43%
49	Uniforms (Buy)	$ 6,825	$ 8,596	$ 17,300	$ 4,020	$ 5,000	$ 10,000	$ -	$ 10,000	$ (7,300)	-42.20%
50	General Office Supplies	1,343	2,679	2,500	709	1,000	2,000	-	2,000	(500)	-20.00%
51	Cleaning Supplies	-	272	1,000	-	-	500	-	500	(500)	-50.00%
52	Cleaning - Paper Products	-	-	500	-	-	-	-	-	(500)	-100.00%
53	Street Repair Materials	-	46,257	5,000	-	-	-	-	-	(5,000)	-100.00%
54	Safety Signs and Barricades	-	161	500	672	1,000	500	-	500	-	0.00%
55	Electrical/Plumbing Supplies	17,167	19,356	32,000	10,358	20,000	20,000	-	20,000	(12,000)	-37.50%
56	City Sponsored Event Supplies	-	317	500	1,177	1,500	500	-	500	-	0.00%
57	Fire Prevention Supplies	547	1,500	500	-	-	500	-	500	-	0.00%
58	Laboratory Supplies	22,211	59,834	75,550	16,554	40,000	60,000	-	60,000	(15,550)	-20.58%
59	Medical Supplies	304	258	400	71	-	200	-	200	(200)	-50.00%
60	Chemicals	40,989	78,094	163,240	68,548	85,000	120,000	-	120,000	(43,240)	-26.49%
61	Botanical/Landscape	246	-	-	-	-	-	-	-	-	0.00%
62	Minor Tools/Instruments	4,688	5,073	14,500	2,774	5,000	7,500	-	7,500	(7,000)	-48.28%
63	Miscellaneous Occasions Supplies	985	1,165	360	-	-	360	-	360	-	0.00%
64	Food/Meals	-	302	2,000	847	1,200	2,000	-	2,000	-	0.00%
65	Miscellaneous Supplies	208	189	300	397	400	300	-	300	-	0.00%
66	Office Furniture (<$5K)	3,529	1,801	5,000	-	-	5,000	-	5,000	-	0.00%
67	Communication Equipment	30	1,050	500	-	-	500	-	500	-	0.00%
68	Computer Hardware	1,975	3,315	10,243	-	-	10,243	-	10,243	-	0.00%
69	Computer Software	-	-	4,667	5,170	5,170	4,667	-	4,667	-	0.00%
70	General Electronic Equipment	-	97	1,000	-	-	1,000	-	1,000	-	0.00%
71	Facility Maintenance Tools	-	-	-	2,065	3,500	-	-	-	-	0.00%
72	Other Field Equipment	1,768	696	4,000	710	1,000	4,000	-	4,000	-	0.00%
73	Fuel	10,121	23,559	35,000	14,336	35,000	35,000	-	35,000	-	0.00%
	3. Commodities	$ 112,937	$ 254,570	$ 376,560	$ 128,408	$ 204,770	$ 284,770	$ -	$ 284,770	$ (91,790)	-24.38%

		Actual 2023-24	Actual 2024-25	Approved Budget 2025-26	Year to Date w/Encumbrance 5/31/2026	Current Year Estimate 2025-26	ICM Proposed Base Budget 2026-27	Supplemental Budget 2026-27	ICM Proposed Budget 2026-27	Proposed $ Increase (Decrease) From FY 2025-26 Approved Budget	Proposed % Increase (Decrease) From FY 2025-26 Approved Budget
74	Motor Vehicles	$ -	$ -	$ 380,000	$ 331,687	$ 331,687	$ -	$ -	$ -	$ (380,000)	-100.00%
75	Other Equipment	-	-	-	(1,253)	-	-	-	-	-	0.00%
	6. Non-CIP Capital Outlay	$ -	$ -	$ 380,000	$ 330,434	$ 331,687	$ -	$ -	$ -	$ (380,000)	-100.00%
	Total WW Treatment Plant Operations	$ 1,889,597	$ 2,234,148	$ 3,875,118	$ 2,135,886	$ 3,051,097	$ 3,268,897	$ -	$ 3,268,897	$ (606,221)	-15.64%
TOTAL EXPENDITURES:		$ 8,241,422	$ 9,949,952	$ 14,018,858	$ 6,526,745	$ 11,426,865	$ 12,297,625	$ -	$ 12,297,625	$ (1,721,233)	-12.28%
TOTAL REVENUE & TRANSFERS-IN IN EXCESS (DEFICIT) OVER EXPENDITURES		$ 5,330,728	$ 7,041,102	$ 1,824,978	$ 5,327,632	$ 6,729,770	$ 5,237,216	$ -	$ 5,237,216		
ADJUSTMENT PER AUDIT FOR RESTRICTED FUNDS		$ (1,417,615)	$ (2,294,167)								
ESTIMATED ENDING FUND BALANCE		**$ 14,146,013**	**$ 18,892,948**	**$ 16,977,095**	**$ 24,220,580**	**$ 25,622,718**	**$ 30,859,934**		**$ 30,859,934**		

Storm Drainage Utility Fund
Summary & Line-Item Detail

Proposed Budget
Fiscal Year 2026-27

City Council Budget Meeting

August 1, 2026

City of Kyle, Texas
Fund Summary Budget Status Report
STORM DRAINAGE UTILITY FUND (3120)

		Actual 2023-24	Actual 2024-25	Approved Budget 2025-26	Year to Date w/Encumbrance 5/31/2026	Current Year Estimate 2025-26	ICM Proposed Base Budget 2026-27	ICM Supplemental Budget 2026-27	ICM Proposed Budget 2026-27	Proposed $ Increase (Decrease) From FY 2025-26 Approved Budget	Proposed % Increase (Decrease) From FY 2025-26 Approved Budget
	BEGINNING FUND BALANCE	$ 1,257,406	$ 1,299,041	$ 1,572,771	$ 1,714,526	$ 1,714,526	$ 1,078,802		$ 1,078,802		
	REVENUE:										
1	Drainage Fee - Residential	$ 901,122	$ 942,189	$ 1,186,920	$ 638,220	$ 958,887	$ 987,653	$ -	$ 987,653	$ (199,267)	-16.79%
2	Drainage Fee - Commercial	995,026	1,202,902	885,281	795,153	1,192,816	1,228,600	-	1,228,600	343,319	38.78%
3	Floodplain Development Application Review Fee	-	750	1,500	-	-	-	-	-	(1,500)	-100.00%
4	Interest Income	34,731	73,840	39,727	5,609	12,435	12,435		12,435	(27,292)	
5	Misc Drainage Fee	51,866	27,294	27,377	20,226	31,265	31,265	-	31,265	3,888	14.20%
	TOTAL REVENUE:	$ 1,982,744	$ 2,246,975	$ 2,140,805	$ 1,459,207	$ 2,195,403	$ 2,259,954	$ -	$ 2,259,954	$ 119,149	5.57%
6	Transfer In - G/F	$ -	$ -	$ -	$ -	$ -	$ -	$ -	$ -	$ -	0.00%
	TOTAL REVENUE AND TRANSFERS IN:	$ 1,982,744	$ 2,246,975	$ 2,140,805	$ 1,459,207	$ 2,195,403	$ 2,259,954	$ -	$ 2,259,954	$ 119,149	5.57%
	EXPENDITURES:										
7	City Attorney's Office	$ -	$ 245	$ 15,000	$ -	$ 15,000	$ 15,000	$ -	$ 15,000	$ -	0.00%
8	Information Technology	-	33,189	44,000	85,643	85,643	44,000	-	44,000	-	0.00%
9	Transportation & Public Works	1,435,922	1,585,630	2,649,308	1,965,268	2,490,730	1,499,026	-	1,499,026	(1,150,282)	-43.42%
10	Non-Departmental	(3,861)	5,471	64,319	-	-	-	-	-	(64,319)	-100.00%
	TOTAL EXPENDITURES:	$ 1,432,061	$ 1,624,536	$ 2,772,627	$ 2,050,911	$ 2,591,373	$ 1,558,026	$ -	$ 1,558,026	$ (1,214,601)	-43.81%
	TOTAL TRANSFERS OUT:	$ 500,000	$ 217,957	$ 239,753	$ 119,876	$ 239,753	$ 239,753	$ -	$ 239,753	$ -	0.00%
	TOTAL EXPENDITURES & TRANSFERS OUT	$ 1,932,061	$ 1,842,493	$ 3,012,380	$ 2,170,788	$ 2,831,126	$ 1,797,779	$ -	$ 1,797,779	$ (1,214,601)	-40.32%
	TOTAL REVENUE & TRANSFERS-IN IN EXCESS (DEFICIT) OVER EXPENDITURES	$ 50,683	$ 404,483	$ (871,574)	$ (711,581)	$ (635,723)	$ 462,175	$ -	$ 462,175		
	ESTIMATED ENDING FUND BALANCE	**$ 1,299,041**	**$ 1,714,526**	**$ 701,197**	**$ 1,002,945**	**$ 1,078,802**	**$ 1,540,977**		**$ 1,540,977**		

City of Kyle, Texas
Fund Summary Budget Status Report
STORM DRAINAGE UTILITY FUND (3120)

Line No.		Actual 2023-24	Actual 2024-25	Approved Budget 2025-26	Year to Date w/Encumbrance 5/31/2026	Current Year Estimate 2025-26	ICM Proposed Base Budget 2026-27	Supplemental Budget 2026-27	ICM Proposed Budget 2026-27	Proposed $ Increase (Decrease) From FY 2025-26 Approved Budget	Proposed % Increase (Decrease) From FY 2025-26 Approved Budget
	BEGINNING FUND BALANCE	$ 1,257,406	$ 1,299,041	$ 1,572,771	$ 1,714,526	$ 1,714,526	$ 1,078,802		$ 1,078,802		
	REVENUE:										
	Storm Drainage Charges										
1	Storm Drainage Fee Residential	$ 901,122	$ 942,189	$ 1,186,920	$ 638,220	$ 958,887	$ 987,653	$ -	$ 987,653	$ (199,267)	-16.79%
2	Storm Drainage Fee-Commercial	995,026	1,202,902	885,281	795,153	1,192,816	1,228,600	-	1,228,600	343,319	38.78%
3	Reconnect Fees	-	-	-	-	-	-	-	-	-	0.00%
4	Floodplain Development Application Review Fee	-	750	1,500	-	-	-	-	-	(1,500)	-100.00%
5	Developer Contributions	-	-	-	-	-	-	-	-	-	0.00%
6	Late Payment Penalties	41,866	27,294	27,377	20,226	31,265	31,265	-	31,265	3,888	14.20%
7	Investment Income	34,731	73,840	39,727	5,609	12,435	12,435	-	12,435	(27,292)	-68.70%
8	Refunds and Reimbursement	10,000	-	-	-	-	-	-	-	-	0.00%
	Total Drainage Utility Revenue	$ 1,982,744	$ 2,246,975	$ 2,140,805	$ 1,459,207	$ 2,195,403	$ 2,259,954	$ -	$ 2,259,954	$ 119,149	5.57%
	TOTAL REVENUE:	$ 1,982,744	$ 2,246,975	$ 2,140,805	$ 1,459,207	$ 2,195,403	$ 2,259,954	$ -	$ 2,259,954	$ 119,149	5.57%
	TOTAL REVENUE AND TRANSFER IN	**$ 1,982,744**	**$ 2,246,975**	**$ 2,140,805**	**$ 1,459,207**	**$ 2,195,403**	**$ 2,259,954**	**$ -**	**$ 2,259,954**	**$ 119,149**	**5.57%**

Line No.		Actual 2023-24	Actual 2024-25	Approved Budget 2025-26	Year to Date w/Encumbrance 5/31/2026	Current Year Estimate 2025-26	ICM Proposed Base Budget 2026-27	Supplemental Budget 2026-27	ICM Proposed Budget 2026-27	Proposed $ Increase (Decrease) From FY 2025-26 Approved Budget	Proposed % Increase (Decrease) From FY 2025-26 Approved Budget
EXPENDITURES:											
	INFORMATION TECHNOLOGY										
1	IT Software/System Fees	$ -	$ 31,199	$ 41,500	$ 85,116	$ 85,116	$ 41,500	$ -	$ 41,500	$ -	0.00%
	2. Contractual Services	$ -	$ 31,199	$ 41,500	$ 85,116	$ 85,116	$ 41,500	$ -	$ 41,500	$ -	0.00%
2	Computer Hardware	$ -	$ 1,991	$ 2,500	$ 527	$ 527	$ 2,500	$ -	$ 2,500	$ -	0.00%
	3. Commodities	$ -	$ 1,991	$ 2,500	$ 527	$ 527	$ 2,500	$ -	$ 2,500	$ -	0.00%
	Total Information Technology	$ -	$ 33,189	$ 44,000	$ 85,643	$ 85,643	$ 44,000	$ -	$ 44,000	$ -	0.00%
EXPENDITURES:											
	NON-DEPARTMENTAL										
1	Pay Parity (Non-Civil Svc)	$ -	$ -	$ 9,375	$ -	$ -	$ -	$ -	$ -	$ (9,375)	-100.00%
2	Employer Contribution 457 Plan	-	-	4,252	-	-	-	-	-	(4,252)	-100.00%
3	Leave Buy Back Program	-	-	35,000	-	-	-	-	-	(35,000)	-100.00%
4	Health Insurance	-	-	9,897	-	-	-	-	-	(9,897)	-100.00%
	1. Personnel Services	$ -	$ -	$ 58,524	$ -	$ -	$ -	$ -	$ -	$ (58,524)	-100.00%
5	Tuition Reimbursement	$ -	$ -	$ 5,795	$ -	$ -	$ -	$ -	$ -	$ (5,795)	-100.00%
6	Bad Debt Collection Service	(7,400)	(1,488)	-	-	-	-	-	-	-	0.00%
	2. Contractual Services	$ (7,400)	$ (1,488)	$ 5,795	$ -	$ -	$ -	$ -	$ -	$ (5,795)	-100.00%
7	Depreciation Expense - Infrastructure	$ -	$ -	$ -	$ -	$ -	$ -	$ -	$ -	$ -	0.00%
8	Depreciation Expense - Machinery & Equipment	-	-	-	-	-	-	-	-	-	0.00%
	. Capital Outlay	$ -	$ -	$ -	$ -	$ -	$ -	$ -	$ -	$ -	0.00%
						-	-				
9	Interest Payment - Right-to-Use Leases	$ 311	$ 769	$ -	$ -	$ -	$ -	$ -	$ -	$ -	0.00%
	. Interest on Right-to-Use Leases	$ 311	$ 769	$ -	$ -	$ -	$ -	$ -	$ -	$ -	0.00%
						-	-				
10	575000 - Right-to-Use Lease Assets	$ 3,228	$ 6,190	$ -	$ -	$ -	$ -	$ -	$ -	$ -	0.00%
	. Principal on Right-to-Use Leases	$ 3,228	$ 6,190	$ -	$ -	$ -	$ -	$ -	$ -	$ -	0.00%
						-	-				
	Total Drainage Non-Departmental	$ (3,861)	$ 5,471	$ 64,319	$ -	$ -	$ -	$ -	$ -	$ (64,319)	-100.00%
EXPENDITURES:											
	CITY ATTORNEY'S OFFICE										
1	Legal Services	$ -	$ 245	$ 15,000	$ -	$ 15,000	$ 15,000	$ -	$ 15,000	$ -	0.00%
	2. Contractual Services	$ -	$ 245	$ 15,000	$ -	$ 15,000	$ 15,000	$ -	$ 15,000	$ -	0.00%
	Total City Attorney's Office	$ -	$ 245	$ 15,000	$ -	$ 15,000	$ 15,000	$ -	$ 15,000	$ -	0.00%

EXPENDITURES:

Line No.	STORM DRAINAGE UTILITY ADMINISTRATION	Actual 2023-24	Actual 2024-25	Approved Budget 2025-26	Year to Date w/Encumbrance 5/31/2026	Current Year Estimate 2025-26	ICM Proposed Base Budget 2026-27	Supplemental Budget 2026-27	ICM Proposed Budget 2026-27	Proposed $ Increase (Decrease) From FY 2025-26 Approved Budget	Proposed % Increase (Decrease) From FY 2025-26 Approved Budget
1	Regular Full Time Wages	$ 291,639	$ 391,782	$ 327,656	$ 155,779	$ 232,506	$ 290,570	$ -	$ 290,570	$ (37,086)	-11.32%
2	Overtime Wages	610	165	500	470	940	-	-	-	(500)	-100.00%
3	Leave Buy Back Program	-	7,488	-	15,396	15,396	-	-	-	-	0.00%
4	GWI/Merit Increase	-	-	11,350	-	-	-	-	-	(11,350)	-100.00%
5	Longevity Pay	1,995	2,580	3,885	2,655	2,655	4,425	-	4,425	540	13.90%
6	Car Allowance	1,508	2,205	-	1,522	-	-	-	-	-	0.00%
7	Health Insurance Deductible	3,042	3,688	3,000	2,000	2,000	-	-	-	(3,000)	-100.00%
8	FICA/Social Security	21,967	29,763	26,269	12,124	19,292	26,298	-	26,298	29	0.11%
9	State Unemployment Taxes	352	243	351	385	284	351	-	351	-	0.00%
10	Retirement - TMRS	31,250	77,547	50,788	25,629	41,572	51,667	-	51,667	879	1.73%
11	Health Insurance	29,785	41,017	42,559	13,158	20,980	51,591	-	51,591	9,032	21.22%
12	Dental Insurance	1,115	1,615	2,005	574	912	1,992	-	1,992	(13)	-0.65%
13	Life Insurance	1,533	1,018	1,548	265	426	1,565	-	1,565	17	1.10%
14	ST/LT Disability Insurance	1,628	1,454	1,451	497	800	1,467	-	1,467	16	1.10%
15	Vision Insurance	244	306	353	120	190	336	-	336	(17)	-4.82%
16	AD&D	153	172	155	19	38	156	-	156	1	0.65%
17	Personnel Vacancy Savings	-	-	(22,364)	-	-	-	-	-	22,364	-100.00%
	1. Personnel	$ 386,822	$ 561,043	$ 449,506	$ 230,590	$ 337,991	$ 430,418	$ -	$ 430,418	$ (19,088)	-4.25%
18	Travel - Training & Conferences	$ 2,766	$ 1,456	$ 4,000	$ 310	$ 310	$ 1,500	$ -	$ 1,500	$ (2,500)	-62.50%
19	Memberships and Dues	100	6,905	-	-	-	7,250	-	7,250	7,250	0.00%
20	Cell Phones/Pagers	214	-	1,500	-	-	-	-	-	(1,500)	-100.00%
21	Lease Payments - Motor Vehicles	5,277	11,477	5,000	7,659	12,000	5,000	-	5,000	-	0.00%
22	Motor Vehicle Repair/Maint	-	397	500	221	499	500	-	500	-	0.00%
23	Engineering Services	-	44,241	-	-	-	-	-	-	-	0.00%
24	Public Notices	-	-	700	-	-	-	-	-	(700)	-100.00%
25	IT Software/System Fees	6,375	-	10,500	-	-	-	-	-	(10,500)	-100.00%
26	TCEQ Permit	100	509	500	100	100	500	-	500	-	0.00%
27	Services - MS4 Compliance	771	3,320	18,000	-	3,000	3,000	-	3,000	(15,000)	-83.33%
	2. Contractual Services	$ 18,193	$ 68,305	$ 40,700	$ 8,290	$ 15,909	$ 17,750	$ -	$ 17,750	$ (22,950)	-56.39%
28	Uniforms (Buy)	$ 375	$ 516	$ 2,425	$ -	$ -	$ 425	$ -	$ 425	$ (2,000)	-82.47%
29	General Office Supplies	197	9	750	-	-	-	-	-	(750)	-100.00%
30	Postage	-	-	800	-	-	800	-	800	-	0.00%
31	Food/Meals	-	40	-	-	-	-	-	-	-	0.00%
32	Miscellaneous Supplies	197	43	200	-	-	-	-	-	(200)	-100.00%
33	Office Furniture (<$5K)	150	-	1,500	-	-	-	-	-	(1,500)	-100.00%
34	Sampling Equipment	-	-	500	-	-	250	-	250	(250)	-50.00%
35	Fuel	-	747	3,000	679	3,000	3,000	-	3,000	-	0.00%
	3. Commodities	$ 3,488	$ 1,355	$ 9,175	$ 679	$ 3,000	$ 4,475	$ -	$ 4,475	$ (4,700)	-51.23%
36	Computer Equipment	$ -	$ -	$ -	$ -	$ -	$ -	$ -	$ -	$ -	0.00%
37	Computer Software	-	-	-	-	-	-	-	-	-	0.00%
38	Motor Vehicles	-	-	-	-	-	-	-	-	-	0.00%
39	E.coli & Nutrient Reduction Project - 2 Year	-	-	100,000	98,200	98,200	-	-	-	(100,000)	-100.00%
40	Engineering Svc-Capital Outlay	-	-	-	-	-	-	-	-	-	0.00%
	6. Non-CIP Capital Outlay	$ -	$ -	$ 100,000	$ 98,200	$ 98,200	$ -	$ -	$ -	$ (100,000)	-100.00%
	Total Drainage Utility Administration	$ 408,503	$ 630,703	$ 599,381	$ 337,759	$ 455,100	$ 452,643	$ -	$ 452,643	$ (146,738)	-24.48%

Line No.		Actual 2023-24	Actual 2024-25	Approved Budget 2025-26	Year to Date w/Encumbrance 5/31/2026	Current Year Estimate 2025-26	ICM Proposed Base Budget 2026-27	Supplemental Budget 2026-27	ICM Proposed Budget 2026-27	Proposed $ Increase (Decrease) From FY 2025-26 Approved Budget	Proposed % Increase (Decrease) From FY 2025-26 Approved Budget
EXPENDITURES:											
	STORM DRAINAGE UTILITY OPERATIONS										
1	Regular Full Time Wages	$ 517,090	$ 491,099	$ 467,522	$ 318,592	$ 528,223	$ 501,717	$ -	$ 501,717	$ 34,195	7.31%
2	Overtime Wages	15,180	7,291	5,500	2,945	3,250	-	-	-	(5,500)	-100.00%
3	Vacation Leave	15,341	6,475	-	-	-	-	-	-	-	0.00%
4	Leave Buy Back Program	-	6,449	-	-	-	-	-	-	-	0.00%
5	GWI/Merit Increase	-	-	16,196	-	-	-	-	-	(16,196)	-100.00%
6	Longevity Pay	9,240	10,155	5,310	5,873	5,873	6,660	-	6,660	1,350	25.42%
7	Certification Incentive	980	1,528	-	1,259	1,918	-	-	-	-	0.00%
8	Health Insurance Deductible	8,500	9,917	8,000	8,250	7,500	-	-	-	(8,000)	-100.00%
9	FICA/Social Security	40,498	38,816	37,831	24,369	33,952	38,891	-	38,891	1,060	2.80%
10	State Unemployment Taxes	992	581	935	1,461	1,122	935	-	935	-	0.00%
11	Retirement - TMRS	72,011	73,187	73,140	48,034	66,750	76,408	-	76,408	3,268	4.47%
12	Health Insurance	94,921	79,837	132,296	65,397	95,726	137,577	-	137,577	5,281	3.99%
13	Dental Insurance	3,482	3,488	5,344	2,492	3,708	5,310	-	5,310	(34)	-0.64%
14	Life Insurance	3,402	1,652	3,338	661	1,000	3,586	-	3,586	248	7.43%
15	ST/LT Disability Insurance	3,182	2,189	2,869	1,178	1,764	3,080	-	3,080	211	7.35%
16	Vision Insurance	792	718	942	452	680	897	-	897	(45)	-4.78%
17	AD&D	340	277	333	44	88	358	-	358	25	7.51%
18	Personnel Vacancy Savings	-	-	(35,539)	-	-	-	-	-	35,539	-100.00%
	1. Personnel	$ 785,950	$ 733,659	$ 724,017	$ 481,005	$ 751,554	$ 775,419	$ -	$ 775,419	$ 51,402	7.10%
19	Travel - Training & Conferences	$ 525	$ 1,217	$ 10,000	$ 2,100	$ 2,902	$ 5,000	$ -	$ 5,000	$ (5,000)	-50.00%
20	Cell Phones/Pagers	-	-	1,000	-	-	-	-	-	(1,000)	-100.00%
21	Drainage System Maintenance	117,557	101,602	105,000	54,648	101,000	105,000	-	105,000	-	0.00%
22	Lease Payments - Motor Vehicles	21,115	48,247	71,894	42,163	78,450	71,894	-	71,894	-	0.00%
23	Motor Vehicle Repair/Maint	6,924	11,157	20,000	28,204	35,000	20,000	-	20,000	-	0.00%
24	Truck/Heavy Equipment Repair	78	26,807	20,000	34,766	50,000	20,000	-	20,000	-	0.00%
25	IT Online Services	1,790	-	35,946	-	-	-	-	-	(35,946)	-100.00%
26	Rain Barrel Program	-	1,590	10,000	2,125	3,000	3,000	-	3,000	(7,000)	-70.00%
27	Services - Hog Management	8,736	1,425	-	-	-	-	-	-	-	0.00%
	2. Contractual Services	$ 211,492	$ 192,045	$ 273,840	$ 164,007	$ 270,352	$ 224,894	$ -	$ 224,894	$ (48,946)	-17.87%
28	Uniforms (Buy)	$ 6,461	$ 7,208	$ 8,120	$ 3,054	$ 3,054	$ 8,120	$ -	$ 8,120	$ -	0.00%
29	General Office Supplies	318	94	250	-	86	250	-	250	-	0.00%
30	Fire Prevention Supplies	261	-	500	-	-	-	-	-	(500)	-100.00%
31	Medical Supplies	306	316	200	71	70	200	-	200	-	0.00%
32	Minor Tools/Instruments	155	431	5,000	4,237	5,000	5,000	-	5,000	-	0.00%
33	Food/Meals	-	61	500	-	-	-	-	-	(500)	-100.00%
34	Miscellaneous Supplies	-	200	-	(755)	-	-	-	-	-	0.00%
35	Computer Hardware	-	489	-	-	-	-	-	-	-	0.00%
36	Fuel	22,231	20,424	32,500	18,719	50,100	32,500	-	32,500	-	0.00%
	3. Commodities	$ 29,976	$ 29,223	$ 47,070	$ 25,327	$ 58,310	$ 46,070	$ -	$ 46,070	$ (1,000)	-2.12%
37	Light Equipment	$ -	$ -	$ -	$ 1,755	$ -	$ -	$ -	$ -	$ -	0.00%
38	Heavy Equipment	-	-	1,005,000	955,414	955,414	-	-	-	(1,005,000)	-100.00%
	6. Non-CIP Capital Outlay	$ -	$ -	$ 1,005,000	$ 957,169	$ 955,414	$ -	$ -	$ -	$ (1,005,000)	-100.00%
	Total Drainage Utility Operations	$ 1,027,419	$ 954,927	$ 2,049,926	$ 1,627,508	$ 2,035,630	$ 1,046,383	$ -	$ 1,046,383	$ (1,003,543)	-48.96%
39	Transfer Out - Indirect Support Cost (General Fund)	$ -	$ 217,957	$ 239,753	$ 119,876	$ 239,753	$ 239,753	$ -	$ 239,753	$ -	0.00%
	7. Transfers Out	$ 500,000	$ 217,957	$ 239,753	$ 119,876	$ 239,753	$ 239,753	$ -	$ 239,753	$ -	0.00%
	Total Drainage Utility Operations & Transfers Out	$ 1,527,419	$ 1,172,884	$ 2,289,679	$ 1,747,385	$ 2,275,383	$ 1,286,136	$ -	$ 1,286,136	$ (1,003,543)	-43.83%
TOTAL EXPENDITURES:		$ 1,932,061	$ 1,842,493	$ 3,012,380	$ 2,170,788	$ 2,831,126	$ 1,797,779	$ -	$ 1,797,779	$ (1,214,601)	-40.32%
TOTAL REVENUE & TRANSFERS-IN IN EXCESS (DEFICIT) OVER EXPENDITURES		$ 50,683	$ 404,483	$ (871,574)	$ (711,581)	$ (635,723)	$ 462,175	$ -	$ 462,175		
ADJUSTMENT PER AUDIT FOR RESTRICTED FUNDS		$ (9,049)	$ 11,002								
ESTIMATED ENDING FUND BALANCE		**$ 1,299,041**	**$ 1,714,526**	**$ 701,197**	**$ 1,002,945**	**$ 1,078,802**	**$ 1,540,977**		**$ 1,540,977**		

TIRZ #1 Fund
Line-Item Detail

Proposed Budget
Fiscal Year 2026-27

City Council Budget Meeting

August 1, 2026

City of Kyle, Texas
Fund Summary Budget Status Report
TIRZ #1 LOAN I & S FUND (1520)

Line No.		Actual 2023-24	Actual 2024-25	Approved Budget 2025-26	Year to Date w/Encumbrance 5/31/2026	Current Year Estimate 2025-26	ICM Proposed Budget 2026-27	Proposed $ Increase (Decrease) From FY 2025-26 Approved Budget	Proposed % Increase (Decrease) From FY 2025-26 Approved Budget
	BEGINNING FUND BALANCE	$ 275,842	$ 991,768	$ 1,297,605	$ 2,162,657	$ 2,162,657	$ 4,565,906		
	REVENUE:								
	Property Taxes								
1	Property Taxes - Current	$ -	$ -	$ -	$ -	$ -	$ -	$ -	0.00%
2	Property Taxes- County TIRZ/TIF	965,061	1,244,447	1,339,544	1,594,175	1,594,175	1,600,000	260,456	19.44%
	Total Property Taxes	$ 965,061	$ 1,244,447	$ 1,339,544	$ 1,594,175	$ 1,594,175	$ 1,600,000	$ 260,456	19.44%
	Investment Income								
3	Investment Income	$ 77,974	$ 72,151	$ 50,000	$ 48,759	70,000	$ 55,000	$ 5,000	10.00%
	Total Investment Income	$ 77,974	$ 72,151	$ 50,000	$ 48,759	$ 70,000	$ 55,000	$ 5,000	10.00%
	Transfer In								
4	Transfer In - M&O General Fund	$ 971,700	$ 1,068,870	$ 1,143,691	$ 571,845	$ 1,143,691	$ 1,143,691	$ -	0.00%
5	Transfer In - I & S Fund	523,900	576,290	576,290	288,145	576,290	576,290	-	0.00%
	Total Transfer In	$ 1,495,600	$ 1,645,160	$ 1,719,981	$ 859,990	$ 1,719,981	$ 1,719,981	$ -	0.00%
	TOTAL REVENUE AND TRANSFERS IN:	$ 2,538,635	$ 2,961,758	$ 3,109,525	$ 2,502,925	$ 3,384,156	$ 3,374,981	$ 265,456	8.54%
	EXPENDITURES:								
	General Debt I&S								
6	2013 GO Refunding Interest	$ 272,120	$ 253,631	$ 228,249	$ 114,130	$ 228,249	$ 201,988	$ (26,261)	-11.51%
7	2013 GO Refunding Principal	616,295	634,289	656,752	-	656,752	683,772	27,020	4.11%
8	2016 GO Refunding Interest	101,313	78,129	66,348	33,174	66,348	66,348	(0)	0.00%
9	2016 GO Refunding Principal	760,243	785,375	-	-	-	417,820	417,820	0.00%
10	2020 GO Refunding Interest	8,548	6,615	5,547	2,773	5,547	4,827	(720)	-12.98%
11	2020 GO Refunding Principal	64,190	32,830	24,010	-	24,010	24,500	490	2.04%
12	Other Professional Services	-	-	-	363	363		-	0.00%
	Total General Debt I&S	$ 1,822,709	$ 1,790,869	$ 980,907	$ 150,440	$ 980,907	$ 1,399,255	$ 418,348	42.65%
	Traffic Improvements for Kyle Crossing at Kohlers Crossing								
13	Engineering Services - Capital Outlay	$ -	$ -	$ -	$ -	$ -	$ 1,500,000	$ 1,500,000	0.00%
	Total Traffic Improvements for Kyle Crossing at Kohle	$ -	$ -	$ -	$ -	$ -	$ 1,500,000	$ 1,500,000	0.00%
	TOTAL EXPENDITURES:	$ 1,822,709	$ 1,790,869	$ 980,907	$ 150,440	$ 980,907	$ 2,899,255	$ 1,918,348	195.57%
	TOTAL REVENUE & TRANSFERS-IN IN EXCESS (DEFICIT) OVER EXPENDITURES	$ 715,926	$ 1,170,889	$ 2,128,618	$ 2,352,485	$ 2,403,249	$ 475,726	$ (1,652,892)	
	ESTIMATED ENDING FUND BALANCE	**$ 991,768**	**$ 2,162,657**	**$ 3,426,223**	**$ 4,515,142**	**$ 4,565,906**	**$ 5,041,632**		

TIRZ #2 Fund
Line-Item Detail

Proposed Budget
Fiscal Year 2026-27

City Council Budget Meeting

August 1, 2026

City of Kyle, Texas
Fund Summary Budget Status Report
TIRZ #2 FUND (1530)

Line No.		Actual 2023-24	Actual 2024-25	Approved Budget 2025-26	Year to Date w/Encumbrance 5/31/2026	Current Year Estimate 2025-26	ICM Proposed Budget 2026-27	Proposed $ Increase (Decrease) From FY 2025-26 Approved Budget	Proposed % Increase (Decrease) From FY 2025-26 Approved Budget
	BEGINNING FUND BALANCE	$ 10,144,477	$ 8,700,729	$ 12,381,949	$ 12,381,949	$ 12,381,949	$ 7,487,565		
	REVENUE:								
	Property Taxes								
1	Property Taxes - County TIRZ/TIF	$ 782,416	$ 1,101,568	$ 1,178,677	$ 1,358,020	$ 1,358,020	$ 1,453,082	$ 274,404	23.28%
	Total Property Taxes	$ 782,416	$ 1,101,568	$ 1,178,677	$ 1,358,020	$ 1,358,020	$ 1,453,082	$ 274,404	23.28%
2	Investment Income	$ 641,292	$ 232,034	$ -	$ 161,418	$ 161,418	$ -	$ -	0.00%
	Total Investment Income & Developer Contribution	$ 641,292	$ 232,034	$ -	$ 161,418	$ 161,418	$ -	$ -	0.00%
	Bond Proceeds								
3	Bond Proceeds	$ -	$ 9,315,000	$ 21,600,000	$ -	$ -	$ -	$ (21,600,000)	-100.00%
4	Bond Premium	-	334,361	-	-	-	-	-	0.00%
	Total Bond Proceeds	$ -	$ 9,649,361	$ 21,600,000	$ -	$ -	$ -	$ (21,600,000)	-100.00%
	Transfer In								
5	Transfer In - General Fund	$ -	$ -	$ -	$ -	$ -	$ -	$ -	0.00%
6	Transfer In - M&O General Fund	710,408	816,969	898,666	449,333	898,666	898,666	0	0.00%
7	Transfer In - General Fund for CIP	-	-	-	-	-	-	-	0.00%
8	Transfer In - I & S Fund	483,698	556,253	595,191	297,595	595,191	636,854	41,663	7.00%
9	Transfer In - WWTP Bond Fund	-	-	-	-	-	-	-	0.00%
	Total Transfer In	$ 1,194,106	$ 1,373,222	$ 1,493,857	$ 746,928	$ 1,493,857	$ 1,535,520	$ 41,663	2.79%
	TOTAL REVENUE AND TRANSFERS IN:	$ 2,617,814	$ 12,356,184	$ 24,272,534	$ 2,266,366	$ 3,013,295	$ 2,988,602	$ (21,283,932)	-87.69%
	EXPENDITURES:								
	Debt Service								
10	2023 TIRB Series Interest	$ 437,036	$ 370,213	$ 363,463	$ 181,731	$ 363,463	$ 363,463	$ -	0.00%
11	2023 TIRB Series Principal	70,000	135,000	145,000	-	145,000	145,000	-	0.00%
12	2025 CO Bond Interest	-	-	456,000	217,270	456,000	456,000	-	0.00%
13	2025 CO Bond Principal	-	-	186,414	-	186,414	186,414	-	0.00%
14	Transfer Out - Debt Service	-	-	-	-	-	-	-	0.00%
	Total Debt Service	$ 507,036	$ 505,213	$ 1,150,876	$ 399,001	$ 1,150,876	$ 1,150,876	$ -	0.00%

		Actual 2023-24	Actual 2024-25	Approved Budget 2025-26	Year to Date w/Encumbrance 5/31/2026	Current Year Estimate 2025-26	ICM Proposed Budget 2026-27	Increase (Decrease) From FY 2025-26 Approved Budget	Increase (Decrease) From FY 2025-26 Approved Budget
	TIRZ #2 Operations & Maintenance								
15	Travel - City Business	$ -	$ -	$ -	$ -	$ -	$ -	$ -	0.00%
16	Legal Services	1,453	-	5,500	-	5,500	5,500	-	0.00%
17	Other Professional Services	2,936	-	-	42	-	-	-	0.00%
18	Public Notices	-	200	4,620	-	4,620	4,620	-	0.00%
18	Kyle TX Retail Owner, LLC (Sprouts)	-	-	300,000	600,000	300,000	-	(300,000)	-100.00%
19	O&M - Heroes Memorial	78,651	108,126	52,024	38,024	52,024	52,024	-	0.00%
20	O&M - La Verde Park	622	99,896	255,803	205,803	255,803	255,803	-	0.00%
21	Operating Contingency	-	-	-	-	-	-	-	0.00%
22	Landscaping/Groundskeeping	9,922	-	-	-	-	-	-	0.00%
23	Landscaping/Groundskeeping - LVP	60,491	24,383	-	1,429	-	-	-	0.00%
24	Landscaping/Groundskeeping - HMP	65,915	17,977	-	-	-	-	-	0.00%
25	Landscaping/Groundskeeping - PAC	-	-	-	-	-	-	-	0.00%
26	General Administration	-	-	-	-	-	-	-	0.00%
28	Transfer Out - GF for LVP Landscaping	-	-	75,000	37,500	75,000	75,000	-	0.00%
29	Transfer Out - GF for HMP Landscaping	-	-	75,000	37,500	75,000	75,000	-	0.00%
30	Transfer Out - GF for PAC Landscaping	-	-	35,000	17,500	35,000	35,000	-	0.00%
31	Transfer Out - Repayment to General Fund	400,000	400,000	550,000	275,000	550,000	785,000	235,000	42.73%
32	Transfer Out - Indirect Support Cost (General Fun	-	-	160,050	80,025	160,050	160,050	-	0.00%
33	Transfer Out - Operating Costs (General Fund)	-	-	143,225	71,613	143,225	143,225	-	0.00%
	Total TIRZ #2 Operations & Maintenance	$ 619,990	$ 650,582	$ 1,656,223	$ 1,364,435	$ 1,656,223	$ 1,591,223	$ (65,000)	-3.92%
	La Verde Park - Brick and Mortar								
34	Ribbon Cutting Event	$ 14,288	$ -	$ -	$ -	$ -	$ -	$ -	0.00%
35	County Recording Fees	-	-	-	-	-	-	-	0.00%
36	Other Equipment	265	-	-	-	-	-	-	0.00%
37	Capital Improvements - Construction	35,337	-	-	-	-	-	-	0.00%
38	Legal Serices - Capital Outlay	-	-	-	-	-	-	-	0.00%
39	Owner's Rep Services - Capital Outlay	-	-	-	-	-	-	-	0.00%
40	Architectural Services - Capital Outlay	5,720	-	-	-	-	-	-	0.00%
	Total Central Park - Brick and Mortar	$ 55,611	$ -	$ -	$ -	$ -	$ -	$ -	0.00%
	Cultural Trails - Brick and Mortar								
41	Other Equipment	$ 3,000	$ -	$ -	$ -	$ -	$ -	$ -	0.00%
42	Capital Improvements - Construction	321,289	-	-	-	-	-	-	0.00%
43	Owner's Rep Services - Capital Outlay	-	-	-	-	-	-	-	0.00%
44	Architectural Services - Capital Outlay	75,405	-	-	-	-	-	-	0.00%
	Total Cultural Trails - Brick and Mortar	$ 399,694	$ -	$ -	$ -	$ -	$ -	$ -	0.00%
	TIRZ #2 Revenue Bonds Expenditure								
45	Retail Roads - Design/Construction	$ 1,021,144	$ 4,674,643	$ 2,347,658	$ 2,989,363	$ 2,004,832	$ -	$ (2,347,658)	-100.00%
46	Engineering Services - Capital Outlay	227,286	-	-	350,166	350,166	-	-	0.00%
	Total TIRZ #2 Revenue Bonds Expenditure	$ 1,248,431	$ 4,674,643	$ 2,347,658	$ 3,339,530	$ 2,354,998	$ -	$ (2,347,658)	-100.00%
	Retail Road - Avenue A Street Extension								
47	Capital Impvmnts - Construction - Retail Roads	$ -	$ -	$ -	$ -	$ -	$ -	$ -	0.00%
48	Easement & ROW Acquisition - Retail Roads	-	-	-	-	-	-	-	0.00%
49	Legal Services - Capital Outlay	12	-	-	-	-	-	-	0.00%
50	Engineering Svcs - Capital Outlay - Retail Roads	-	-	-	-	-	-	-	0.00%
	Total Retail Road - Avenue A Street Extension	$ 12	$ -	$ -	$ -	$ -	$ -	$ -	0.00%

		Actual 2023-24	Actual 2024-25	Approved Budget 2025-26	Year to Date w/Encumbrance 5/31/2026	Current Year Estimate 2025-26	ICM Proposed Budget 2026-27	Increase (Decrease) From FY 2025-26 Approved Budget	Increase (Decrease) From FY 2025-26 Approved Budget
	Retail Road - Cromwell Road Extension								
51	Capital Impvmnts - Construction - Retail Roads	$ -	$ 109	$ -	$ -	$ -	$ -	$ -	0.00%
52	Easement & ROW Acquisition - Retail Roads	-	37	-	-	-	-	-	0.00%
53	Legal Services - Capital Outlay	99	-	-	-	-	-	-	0.00%
54	Engineering Svcs - Capital Outlay - Retail Roads	-	15,335	651,745	651,745	215,000	500,000	(151,745)	-23.28%
	Total Retail Road - Cromwell Road Extension	$ 99	$ 15,481	$ 651,745	$ 651,745	$ 215,000	$ 500,000	$ (151,745)	-23.28%
	Retail Road - Heroes Park Drive Extension								
55	Capital Impvmnts - Construction - Retail Roads	$ -	$ -	$ -	$ -	$ -	$ -	$ -	0.00%
56	Easement & ROW Acquisition - Retail Roads	12,500	3,275	-	-	-	-	-	0.00%
57	Legal Services - Capital Outlay	12	-	-	-	-	-	-	0.00%
58	Engineering Svcs - Capital Outlay - Retail Roads	-	-	-	-	-	-	-	0.00%
	Total Retail Road -Heroes Park Drive Extension	$ 12,512	$ 3,275	$ -	$ -	$ -	$ -	$ -	0.00%
	Roundabout - Cromwell Drive at Kohlers Crossing (Planned TIRB Series 2024)								
59	Capital Impvmnts - Construction - Retail Roads	$ -	$ 775	$ 4,074,844	$ 779,611	$ 745,864	$ -	$ (4,074,844)	-100.00%
60	Legal Services - Capital Outlay	525	-	-	-	-	-	-	0.00%
61	Engineering Svcs - Capital Outlay - Retail Roads	204,799	13,500	519,833	521,374	169,745	-	(519,833)	-100.00%
62	Public Notices - Capital Outlay	115	34	-	-	-	-	-	0.00%
	Total Roundabout - Cromwell Drive at Kohlers Cros	$ 205,439.39	$ 14,309	$ 4,594,677	$ 1,300,984	$ 915,609	$ -	$ (4,594,677)	-100.00%
	Roundabout - Benner Road at Kohlers Crossing (Planned TIRB Series 2024)								
63	Capital Impvmnts - Construction - Retail Roads	$ -	$ 27,225	$ 4,608,077	$ 565,741	$ 532,108	$ -	$ (4,608,077)	-100.00%
64	Legal Services - Capital Outlay	262	-	-	-	-	-	-	0.00%
65	Engineering Svcs - Capital Outlay - Retail Roads	187,308	30,991	519,833	519,833	50,000	-	(519,833)	-100.00%
66	Public Notices - Capital Outlay	115	34	-	-	-	-	-	0.00%
	Total Roundabout - Benner Road at Kohlers Cross	$ 187,685.52	$ 58,251	$ 5,127,910	$ 1,085,575	$ 582,108	$ -	$ (5,127,910)	-100.00%
	Roundabout - Sanders at Kohlers Crossing (Planned TIRB Series 2024)								
67	Capital Impvmnts - Construction - Retail Roads	$ -	$ 29,517	$ 4,785,992	$ 563,477	$ 428,815	$ 4,785,992	$ -	0.00%
68	Easement & ROW Acquisition	-	14,455	-	-	-	-	-	0.00%
69	Legal Services - Capital Outlay	263	255	-	-	-	-	-	0.00%
70	Engineering Svcs - Capital Outlay - Retail Roads	200,022	1,654,150	524,211	1,081,772	604,050	-	(524,211)	-100.00%
71	Public Notices - Capital Outlay	115	34	-	-	-	-	-	0.00%
	Total Roundabout - Sanders at Kohlers Crossing (Planned TIRB Series 2024)	$ 200,400	$ 1,698,411	$ 5,310,203	$ 1,645,249	$ 1,032,865	$ 4,785,992	$ (524,211)	-9.87%
	Temporary Parking Lot Improvements (Planned Cash Funded)								
72	Capital Improvements - Construction	$ 440,183	$ 926,447	$ -	$ -	$ -	$ -	$ -	0.00%
73	Engineering Services - Capital Outlay	184,469	29,604	-	-	-	-	-	0.00%
	Total Temporary Parking Lot Improvements (Planned Cash Funded)	$ 624,653	$ 956,051	$ -	$ -	$ -	$ -	$ -	0.00%

		Actual 2023-24	Actual 2024-25	Approved Budget 2025-26	Year to Date w/Encumbrance 5/31/2026	Current Year Estimate 2025-26	ICM Proposed Budget 2026-27	Increase (Decrease) From FY 2025-26 Approved Budget	Increase (Decrease) From FY 2025-26 Approved Budget
	Cost of Issuance								
74	Capital Improvements - Construction	$ -	$ 44,054	$ -	$ -	$ -	$ -	$ -	0.00%
75	Engineering Services - Capital Outlay	-	54,695	-	-	-	-	-	0.00%
	Total Cost of Issuance	$ -	$ 98,749	$ -	$ -	$ -	$ -	$ -	0.00%
	3 Roundabout Related Illumination and Other Improvements								
76	Engineering Services - Capital Outlay	$ -	$ -	$ 11,683,257	$ 26,290	$ -	$ 4,000,000	$ (7,683,257)	-65.76%
	Total 3 Roundabout Related Illumination and Other Improvements	$ -	$ -	$ 11,683,257	$ 26,290	$ -	$ 4,000,000	$ (7,683,257)	-65.76%
	Total TIRZ #2 Road Bonds	$ 1,854,578	$ 6,563,118	$ 29,715,450	$ 8,049,373	$ 5,100,580	$ 9,285,992	$ (20,429,458)	-68.75%
	TOTAL EXPENDITURES:	$ 4,061,562	$ 8,674,964	$ 32,522,549	$ 9,812,810	$ 7,907,679	$ 12,028,091	$ (20,494,458)	-63.02%
	TOTAL REVENUE & TRANSFERS-IN IN EXCESS (DEFICIT) OVER EXPENDITURES	$ (1,443,748)	$ 3,681,220	$ (8,250,015)	$ (7,546,443)	$ (4,894,384)	$ (9,039,489)	$ (789,474)	
	ESTIMATED ENDING FUND BALANCE	**$ 8,700,729**	**$ 12,381,949**	**$ 4,131,934**	**$ 4,835,506**	**$ 7,487,565**	**$ (1,551,924)**		

TIRZ #3 Fund
Line-Item Detail

Proposed Budget
Fiscal Year 2026-27

City Council Budget Meeting

August 1, 2026

City of Kyle, Texas
Fund Summary Budget Status Report
TIRZ #3 FUND (1540)

Line No.		Actual 2023-24	Actual 2024-25	Approved Budget 2025-26	Year to Date w/Encumbrance 5/31/2026	Current Year Estimate 2025-26	ICM Proposed Budget 2026-27	Proposed $ Increase (Decrease) From FY 2025-26 Approved Budget	Proposed % Increase (Decrease) From FY 2025-26 Approved Budget
	BEGINNING FUND BALANCE	$ 360,716	$ 232,929	$ 90,883	$ (61,298)	$ (61,298)	$ (145,123)		
	REVENUE:								
	Property Taxes								
1	Property Taxes - County TIRZ/TIF	$ 4	$ 6	$ 1	$ 4,019	$ 4,019	$ -	$ (1)	-0.02%
	Total Property Taxes	$ 4	$ 6	$ 1	$ 4,019	$ 4,019	$ -	$ (1)	-100.00%
	Developer Contributions								
2	Developer Contributions	$ -	$ 33,363	$ -	$ 128,529	$ 128,529	$ -	$ -	0.00%
	Total Developer Contributions	$ -	$ 33,363	$ -	$ 128,529	$ 128,529	$ -	$ -	0.00%
3	Investment Income	$ 19,442	$ 2,361	$ 10,000	$ 22	$ 43	$ -	$ (10,000)	-46210.72%
	Total Investment Income	$ 19,442	$ 2,361	$ 10,000	$ 22	$ 43	$ -	$ (10,000)	-100.00%
	Bond Proceeds								
4	Bond Proceeds	$ -	$ -	$ -	$ -	$ -	$ -	$ -	0.00%
5	Bond Premium	-	-	-	-	-	-	-	0.00%
	Total Bond Proceeds	$ -	$ -	$ -	$ -	$ -	$ -	$ -	0.00%
	Transfer In								
6	Transfer In - M&O General Fund	$ 4	$ 100	$ 5,000	$ 2,500	$ 5,000	$ 5,000	$ -	0.00%
7	Transfer In - I & S Fund	3	-	-	-	-	-	-	0.00%
	Total Transfer In	$ 7	$ 100	$ 5,000	$ 2,500	$ 5,000	$ 5,000	$ -	0.00%
	TOTAL REVENUE AND TRANSFERS IN:	$ 19,453	$ 35,830	$ 15,001	$ 135,070	$ 137,591	$ 5,000	$ (10,001)	-66.67%
	EXPENDITURES:								
	TIRZ #3 Administration								
8	Legal Services	$ 40,430	$ 103,013	$ -	$ 37,500	$ 37,500	$ -	$ -	0.00%
9	Other Professional Services	-	12,547	-	34,681	34,681	-	-	0.00%
10	Capital Improvements - Construction	-	-	-	-	-	-	-	0.00%
11	Easement & ROW Acquisition	102,600	213,035	116,230	133,430	95,930	-	(116,230)	-100.00%
12	Legal Services - Capital Outlay	4,210	1,360	-	12,643	12,643	-	-	0.00%
13	County Recording Fees	-	102	-	641	641	-	-	0.00%
	Total TIRZ #3 Administration	$ 147,240	$ 330,057	$ 116,230	$ 218,895	$ 181,395	$ -	$ (116,230)	-100.00%
	TOTAL EXPENDITURES:	$ 147,240	$ 330,057	$ 116,230	$ 218,895	$ 181,395	$ -	$ (116,230)	-100.00%
	TOTAL REVENUE & TRANSFERS-IN IN EXCESS (DEFICIT) OVER EXPENDITURES	$ (127,787)	$ (294,227)	$ (101,229)	$ (83,825)	$ (43,804)	$ 5,000	$ 106,229	
	ESTIMATED ENDING FUND BALANCE	**$ 232,929**	**$ (61,298)**	**$ (10,346)**	**$ (145,123)**	**$ (105,102)**	**$ (140,123)**		

TIRZ #4 Fund
Line-Item Detail

Proposed Budget
Fiscal Year 2026-27

City Council Budget Meeting

August 1, 2026

City of Kyle, Texas
Fund Summary Budget Status Report
TIRZ #4 FUND (1541)

Line No.		Actual 2023-24	Actual 2024-25	Approved Budget 2025-26	Year to Date w/Encumbrance 5/31/2026	Current Year Estimate 2025-26	ICM Proposed Budget 2026-27	Proposed $ Increase (Decrease) From FY 2025-26 Approved Budget	Proposed % Increase (Decrease) From FY 2025-26 Approved Budget
	BEGINNING FUND BALANCE	$ (893)	$ 20,411	$ 45,012	$ 69,885	$ 69,885	$ 931,611		
	REVENUE:								
	Property Taxes								
1	Property Taxes - County TIRZ/TIF	$ -	$ -	$ -	$ 877,842	$ 916,988	$ -	$ -	0.00%
	Total Property Taxes	$ -	$ -	$ -	$ 877,842	$ 916,988	$ -	$ -	0.00%
	Investment Income								
2	Investment Income	$ 795	$ 2,174	$ 250	$ 1,187	$ 2,000	$ 250	$ -	0.00%
	Total Investment Income	$ 795	$ 2,174	$ 250	$ 1,187	$ 2,000	$ 250	$ -	0.00%
	Transfer In								
3	Transfer In - General Fund M&O	$ 12,613	$ 47,300	$ 50,611	$ 25,306	$ 50,611	$ 50,611	$ -	0.00%
4	Transfer In - I & S Fund	8,588	-	-	-	-	-	-	0.00%
	Total Transfer In	$ 21,201	$ 47,300	$ 50,611	$ 25,306	$ 50,611	$ 50,611	$ -	0.00%
	TOTAL REVENUE AND TRANSFERS IN:	$ 21,995	$ 49,474	$ 50,861	$ 904,335	$ 969,599	$ 50,861	$ -	0.00%
	EXPENDITURES:								
	TIRZ #4 Administration								
5	Legal Services	$ 70	$ -	$ -	$ -	$ -	$ -	$ -	0.00%
6	Public Notices	622	-	-	-	-	-	-	0.00%
7	Other Professional Services	-	-	-	1,002	4,789	-	-	0.00%
	Total TIRZ #4 Administration	$ 692	$ -	$ -	$ 1,002	$ 4,789	$ -	$ -	0.00%
	S. Goforth Drainage Channel								
8	Engineering Services - Capital Outlay	$ -	$ -	$ 2,000,000	$ 88,483	$ 103,083	$ -	$ (2,000,000)	-100.00%
	Total S. Goforth Drainage Channel	$ -	$ -	$ 2,000,000	$ 88,483	$ 103,083	$ -	$ (2,000,000)	-100.00%
	TOTAL EXPENDITURES:	$ 692	$ -	$ 2,000,000	$ 89,484	$ 107,872	$ -	$ -	0.00%
	TOTAL REVENUE & TRANSFERS-IN IN EXCESS (DEFICIT) OVER EXPENDITURES	$ 21,303	$ 49,474	$ (1,949,139)	$ 814,851	$ 861,727	$ 50,861	$ -	
	ESTIMATED ENDING FUND BALANCE	**$ 20,411**	**$ 69,885**	**$ (1,904,127)**	**$ 884,735**	**$ 931,611**	**$ 982,472**		

TIRZ #5 Fund
Line-Item Detail

Proposed Budget
Fiscal Year 2026-27

City Council Budget Meeting

August 1, 2026

City of Kyle, Texas
Fund Summary Budget Status Report
TIRZ #5 FUND (1542)

Line No.		Actual 2023-24	Actual 2024-25	Approved Budget 2025-26	Year to Date w/Encumbrance 5/31/2026	Current Year Estimate 2025-26	ICM Proposed Budget 2026-27	Proposed $ Increase (Decrease) From FY 2025-26 Approved Budget	Proposed % Increase (Decrease) From FY 2025-26 Approved Budget
	BEGINNING FUND BALANCE	$ -	$ 52,753	$ 54,629	$ 22,494	$ 22,494	$ 75,584		
	REVENUE:								
	Property Taxes								
1	Property Taxes - County TIRZ/TIF	$ -	$ -	$ -	$ 47,797	$ 47,797	$ -	$ -	0.00%
	Total Property Taxes	$ -	$ -	$ -	$ 47,797	$ 47,797	$ -	$ -	0.00%
	Developer Contributions								
2	Developer Contributions	$ 50,000	$ -	$ -	$ -	$ -	$ -	$ -	0.00%
	Total Developer Contributions	$ 50,000	$ -	$ -	$ -	$ -	$ -	$ -	0.00%
	Investment Income								
3	Investment Income	$ 2,635	$ 1,675	$ 1,000	$ 293	$ 293	$ 1,000	$ -	0.00%
	Total Investment Income	$ 2,635	$ 1,675	$ 1,000	$ 293	$ 293	$ 1,000	$ -	0.00%
	Transfer In								
4	Transfer In - General Fund M&O	$ 70	$ 250	$ 5,000	$ 2,500	$ 5,000	$ 5,000	$ -	0.00%
5	Transfer In - I & S Fund	48	-	-	-	-	-	-	0.00%
	Total Transfer In	$ 117	$ 250	$ 5,000	$ 2,500	$ 5,000	$ 5,000	$ -	0.00%
	TOTAL REVENUE AND TRANSFERS IN:	$ 52,753	$ 1,925	$ 6,000	$ 50,590	$ 53,090	$ 6,000	$ -	0.00%
	EXPENDITURES:								
	TIRZ #5 Administration								
6	Legal Services	$ -	$ 23,225	$ -	$ -	$ -	$ -	$ -	0.00%
7	Other Professional Services	-	8,958	-	-	-	-	-	0.00%
	Total TIRZ #5 Administration	$ -	$ 32,183	$ -	$ -	$ -	$ -	$ -	0.00%
	TOTAL EXPENDITURES:	$ -	$ 32,183	$ -	$ -	$ -	$ -	$ -	0.00%
	TOTAL REVENUE & TRANSFERS-IN IN EXCESS (DEFICIT) OVER EXPENDITURES	$ 52,753	$ (30,258)	$ 6,000	$ 50,590	$ 53,090	$ 6,000	$ -	
	ESTIMATED ENDING FUND BALANCE	**$ 52,753**	**$ 22,494**	**$ 60,629**	**$ 73,084**	**$ 75,584**	**$ 81,584**		

TIRZ #6 Fund
Line-Item Detail

Proposed Budget
Fiscal Year 2026-27

City Council Budget Meeting

August 1, 2026

City of Kyle, Texas
Fund Summary Budget Status Report
TIRZ #6 FUND (1543)

Line No.		Actual 2023-24	Actual 2024-25	Approved Budget 2025-26	Year to Date w/Encumbrance 5/31/2026	Current Year Estimate 2025-26	ICM Proposed Budget 2026-27	Proposed $ Increase (Decrease) From FY 2025-26 Approved Budget	Proposed % Increase (Decrease) From FY 2025-26 Approved Budget
	BEGINNING FUND BALANCE	$ -	$ -	$ -	$ 11,592	$ 11,592	$ (49,546)		
	REVENUE:								
	Property Taxes								
1	Property Taxes - County TIRZ/TIF	$ -	$ -	$ -	$ 3,256	$ 3,256	$ -	$ -	0.00%
	Total Property Taxes	$ -	$ -	$ -	$ 3,256	$ 3,256	$ -	$ -	0.00%
	Developer Contributions								
2	Developer Contributions	$ -	$ 25,000	$ -	$ -	$ -	$ -	$ -	0.00%
	Total Developer Contributions	$ -	$ 25,000	$ -	$ -	$ -	$ -	$ -	0.00%
	Interest/Investment Income								
3	Bond Proceeds	$ -	$ 618	$ -	$ (58)	$ (58)	$ -	$ -	0.00%
	Total Interest/Investment Income	$ -	$ 618	$ -	$ (58)	$ (58)	$ -	$ -	0.00%
	Transfer In								
4	Transfer In - General Fund M&O	$ -	$ -	$ 5,000	$ 2,500.00	$ 3,750	$ 5,000	$ -	0.00%
5	Transfer In - I & S Fund	-	-	-	-	-	-	-	0.00%
	Total Transfer In	$ -	$ -	$ 5,000	$ 2,500	$ 3,750	$ 5,000	$ -	0.00%
	TOTAL REVENUE AND TRANSFERS IN:	$ -	$ 25,618	$ 5,000	$ 5,698	$ 6,948	$ 5,000	$ -	0.00%
	EXPENDITURES:								
	Transfers Out								
6	Transfer Out - Indirect Support Cost (General Func	$ -	$ -	$ 34,839	$ 17,419.48	$ 34,839	$ 34,839	$ -	0.00%
7	Transfer Out - Operating Costs (General Fund)	-	-	31,177	15,588	31,177	31,177	-	0.00%
	Total Transfers Out	$ -	$ -	$ 66,016	$ 33,008	$ 66,016	$ 66,016	$ -	0.00%

		Actual 2023-24	Actual 2024-25	Approved Budget 2025-26	Year to Date w/Encumbrance 5/31/2026	Current Year Estimate 2025-26	ICM Proposed Budget 2026-27	Increase (Decrease) From FY 2025-26 Approved Budget	Increase (Decrease) From FY 2025-26 Approved Budget
	TIRZ #6 Administration								
8	Legal Services	$ -	$ 8,100	$ -	$ 2,071.25	$ 2,071	$ -	$ -	0.00%
9	Services - Consulting (Project & Finance Plan)	-	5,926	-	-	-	-	-	0.00%
	Total TIRZ #6 Administration	$ -	$ 14,026	$ -	$ 2,071	$ 2,071	$ -	$ -	0.00%
	Downtown Revitalization								
9	Downtown Revitalization	$ -	$ -	$ 1,500,000	$ -	$ -	$ 1,500,000	$ -	0.00%
	Total Downtown Revitalization	$ -	$ -	$ 1,500,000	$ -	$ -	$ 1,500,000	$ -	0.00%
	TOTAL EXPENDITURES:	$ -	$ 14,026	$ 1,566,016	$ 35,079	$ 68,087	$ 1,566,016	$ -	0.00%
	TOTAL REVENUE & TRANSFERS-IN IN EXCESS (DEFICIT) OVER EXPENDITURES	$ -	$ 11,592	$ (1,561,016)	$ (29,381)	$ (61,139)	$ (1,561,016)	$ -	
	ESTIMATED ENDING FUND BALANCE	**$ -**	**$ 11,592**	**$ (1,561,016)**	**$ (17,789)**	**$ (49,546)**	**$ (1,610,562)**		

All Other Fund Summaries

Proposed Budget
Fiscal Year 2026-27

City Council Budget Meeting

August 1, 2026

City of Kyle, Texas
Fund Summary Budget Status Report
GENERAL FUND CIP PROJECTS (1110)

Line No.		Actual 2023-24	Actual 2024-25	Approved Budget 2025-26	Year to Date w/Encumbrance 5/31/2026	Current Year Estimate 2025-26	ICM Proposed Budget 2026-27	Proposed $ Increase (Decrease) From FY 2025-26 Approved Budget	Proposed % Increase (Decrease) From FY 2025-26 Approved Budget
	BEGINNING FUND BALANCE	$ 24,735,075	$ 26,987,682	$ 32,385,870	$ 28,838,978	$ 28,838,978	$ 23,345,219		
	REVENUE:								
1	Developer Contributions	$ 237,901	$ -	$ -	$ -	$ -	$ -	$ -	0.00%
2	PID Contributions	-	-	-	-	-	-	-	0.00%
3	Grant Reimbursement - GLO	-	-	-	-	-	-	-	0.00%
4	Refunds and Reimbursement	17,265	-	-	-	-	-	-	0.00%
5	Transfer In - General Fund	13,965,561	8,780,000	-	-	-	-	-	0.00%
6	Transfer In - HOT Fund	-	-	-	-	-	-	-	0.00%
7	Transfer In - Water Operating	-	-	-	-	-	-	-	0.00%
8	Transfer In - Transportation Fund	-	-	-	-	-	-	-	0.00%
	TOTAL REVENUE:	$ 14,220,727	$ 8,780,000	$ -	$ -	$ -	$ -	$ -	0.00%
	EXPENDITURES:								
	Transfers and Other								
1	Transfer Out - CAMPO Philomena Dr Sidewalk Fu	$ -	$ -	$ -	$ 365,200	$ 365,200	$ -	$ -	0.00%
2	Transfer Out - Safe Streets & Roads Grant	-	-	-	120,000	120,000	-	-	0.00%
3	Transfer Out - General Fund	-	-	-	-	-	-	-	0.00%
4	Transfer Out - Indirect Support Cost (General Func	-	-	192,349.32	96,175	192,349	192,349	-	0.00%
5	Transfer Out - Operating Costs (General Fund)	-	-	172,128.66	86,064	172,129	172,129	-	0.00%
6	Transfer Out - Storm Drainage Fund	-	-	-	-	-	-	-	0.00%
7	Transfer Out - Senior Activity & Comm Cntr	-	-	-	-	-	-	-	0.00%
	Total Transfers and Other	$ -	$ -	$ 364,478	$ 667,439	$ 849,678	$ 364,478	$ -	0.00%
	Emergency City-Wide Audible Warning System								
8	Emergency City-Wide Audible Warning System	$ -	$ 62,244	$ 213,000	$ 63,000	$ 63,000	$ -	$ (213,000)	-100.00%
	Total Emergency City-Wide Audible Warning System	$ -	$ 62,244	$ 213,000	$ 63,000	$ 63,000	$ -	$ (213,000)	-100.00%
	Public Works								
9	Heaters for Public Works Bay	$ 2,994	$ 102,553	$ -	$ -	$ -	$ -	$ -	0.00%
10	Public Works Yard Expansion	98,560	-	-	-	-	-	-	0.00%
11	Survelliance System for Public Works	-	49,987	-	-	-	-	-	0.00%
	Total Public Works	$ 101,553	$ 152,540	$ -	$ -	$ -	$ -	$ -	0.00%
	City Hall Improvements								
12	City Hall / Power Generator Project	$ 11,528	$ 19,213	$ 14,496	$ 14,496	$ 14,496	$ -	$ (14,496)	-100.00%
13	City Hall - Council Chamber Security Imprv	-	-	-	-	-	-	-	0.00%
	Total City Hall Improvements	$ 11,528	$ 19,213	$ 14,496	$ 14,496	$ 14,496	$ -	$ (14,496)	-100.00%

		Actual 2023-24	Actual 2024-25	Approved Budget 2025-26	Year to Date w/Encumbrance 5/31/2026	Current Year Estimate 2025-26	ICM Proposed Budget 2026-27	Proposed $ Increase (Decrease) From FY 2025-26 Approved Budget	Proposed % Increase (Decrease) From FY 2025-26 Approved Budget
	Property Acquisition Program:								
	Property Acquisition Program								
14	Public Notices	$ -	$ -	$ -	$ -	$ -	$ -	$ -	0.00%
15	Real Estate Acquistion	-	-	2,178,069	178,066	178,066	-	(2,178,069)	-100.00%
	Total Property Aquistion Program	$ -	$ -	$ 2,178,069	$ 178,066	$ 178,066	$ -	$ (2,178,069)	-100.00%
	Property Acquisition - 108 W. Center St.								
16	Real Estate Acquisition	$ 1,634	$ -	$ -	$ -	$ -	$ -	$ -	0.00%
	Total 108 W. Center St. Property Aquistion	$ 1,634	$ -	$ -	$ -	$ -	$ -	$ -	0.00%
	Property Acquisition - 102 N Burleson & 210 W Center St								
17	Real Estate Acquisition	$ 1,535,214	$ -	$ -	$ -	$ -	$ -	$ -	0.00%
	Total 102 N Burleson & 210 W Center St	$ 1,535,214	$ -	$ -	$ -	$ -	$ -	$ -	0.00%
	Property Acquisition - N Main St & W Lockhart St								
18	Real Estate Acquisition	$ 1,740,062	$ 9,050	$ -	$ -	$ -	$ -	$ -	0.00%
19	Demolition/Lot Cleaning (Capital Outlay)	-	28,762	-	-	-			
	Total N Main St & W Lockhart St	$ 1,740,062	$ 37,812	$ -	$ -	$ -	$ -	$ -	0.00%
	Property Acquisition - 1500 Dacy Ln (Senior)								
20	Real Estate Acquistion	$ 30,750	$ -	$ 284,600	$ -	$ -	$ -	$ (284,600)	-100.00%
21	Appraisals - Capital Outlay	-	-	-	-	-	-	-	0.00%
22	Legal Services - Capital Outlay	3,620	-	-	-	-	-	-	0.00%
23	Building Improvements	-	-	-	$ -	-	-	-	0.00%
24	Capital Improvements - Construction	-	-	-	-	-	-	-	0.00%
	Total 1500 Dacy Ln	$ 34,370	$ -	$ 284,600	$ -	$ -	$ -	$ (284,600)	-100.00%
	Property Acquisition - 2400 Dacy Ln								
25	Real Estate Acquisition	$ 2,682,667	$ -	$ -	$ -	$ -	$ -	$ -	0.00%
26	Appraisals - Capital Outlay	2,000	-	-	-	-	-	-	0.00%
27	Survey Services - Capital Outlay	9,072	-	-	-	-	-	-	0.00%
	Total 2400 Dacy Ln	$ 2,693,740	$ -	$ -	$ -	$ -	$ -	$ -	0.00%
	Property Acquisition - 2000 Dacy Ln								
28	Real Estate Acquisition	$ 941,124	$ -	$ -	$ -	$ -	$ -	$ -	0.00%
	Total 2000 Dacy Ln	$ 941,124	$ -	$ -	$ -	$ -	$ -	$ -	0.00%
	Property Acquisition - Real Estate Acquisition - 1942 Dacy Ln								
29	Real Estate Acquisition	$ -	$ 593,845	$ -	$ -	$ -	$ -	$ -	0.00%
30	Appraisals - Capital Outlay	-	-	-	-	-	-	-	0.00%
	Total 1942 Dacy Ln	$ -	$ 593,845	$ -	$ -	$ -	$ -	$ -	0.00%
	Property Acquisition - Lockhart & Burleson								
31	Real Estate Acquisition	$ 1,333,988	$ -	$ -	$ -	$ -	$ -	$ -	0.00%
	Total Lockhart & Burleson	$ 1,333,988	$ -	$ -	$ -	$ -	$ -	$ -	0.00%
	Property Acquisition - Future Park Development								
32	Real Estate Acquisition	$ 43,500	$ -	$ -	$ -	$ -	$ -	$ -	0.00%
33	Appraisals - Capital Outlay	4,900	-	-	-	-	-	-	0.00%
	Total Property Acquisition - Future Park Development	$ 48,400	$ -	$ -	$ -	$ -	$ -	$ -	0.00%

		Actual 2023-24	Actual 2024-25	Approved Budget 2025-26	Year to Date w/Encumbrance 5/31/2026	Current Year Estimate 2025-26	ICM Proposed Budget 2026-27	Proposed $ Increase (Decrease) From FY 2025-26 Approved Budget	Proposed % Increase (Decrease) From FY 2025-26 Approved Budget
	Property Acquisition - 103 & 105 Veterans Drive								
34	Real Estate Acquistion	-	1,830,105	-	-	$ -	$ -	$ -	0.00%
	Total Property Acquisition Program:	$ 8,328,530	$ 2,461,762	$ 2,462,669	$ 178,066	$ 178,066	$ -	$ (2,462,669)	-100.00%
	City Wide Beautification								
35	Gateway Signage	$ -	$ -	$ -	$ -	$ -	$ -	$ -	0.00%
36	City Wide Beautification	266,882	7,513	24,250	66,104	44,000	-	(24,250)	-100.00%
37	Way-Finding Signage	-	-	-	-	-	-	-	0.00%
38	Historic Water Tower	-	-	-	-	-	-	-	0.00%
	Total City Wide Beautification	$ 266,882	$ 7,513	$ 24,250	$ 66,104	$ 44,000	$ -	$ (24,250)	-100.00%
	Quiet Zone (Center St & East South St)								
39	Public Notices	$ -	$ -	$ -	$ -	$ -	$ -	$ -	0.00%
40	Railroad Crossing Study	-	-	-	-	-	-	-	0.00%
41	Relocating Rail Siding	-	154	-	-	-	-	-	0.00%
42	Engineering Services - Capital Outlay	-	-	-	-	-	-	-	0.00%
43	Capital Improvements - Construction	7,892	21,136	46,330	-	-	-	(46,330)	-100.00%
	Total Quiet Zone (Center St & East South St)	$ 7,892	$ 21,291	$ 46,330	$ -	$ -	$ -	$ (46,330)	-100.00%
	Relocating Utilities								
44	Relocating Utilities Underground	$ -	$ -	$ -	$ -	$ -	$ -	$ -	0.00%
45	City Square Park Overhead Utility Relocation	632,443	-	-	-	-	-	-	0.00%
	Total Relocating Utilities	$ 632,443	$ -	$ -	$ -	$ -	$ -	$ -	0.00%
	Fleet Program								
46	Fleet Study	$ -	$ -	$ 150,000	$ 150,000	$ 150,000	$ -	$ (150,000)	-100.00%
	Total Fleet Program	$ -	$ -	$ 150,000	$ 150,000	$ 150,000	$ -	$ (150,000)	-100.00%
	Capital Projects Delivery Assessment/Study								
47	Capital Projects Delivery Assessment/Study	$ -	$ 44,990	$ 3,409	$ 3,409	$ 3,409	$ -	$ (3,409)	-100.00%
	Total Capital Projects Delivery Assessment/Study	$ -	$ 44,990	$ 3,409	$ 3,409	$ 3,409	$ -	$ (3,409)	-100.00%
	Traffic Mgmt Technical Support Augmentation								
48	Traffic Mgmt Technical Support Augmentation	$ -	$ 99,810	$ 400,190	$ 150,190	$ 150,190	$ -	$ (400,190)	-100.00%
	Total Traffic Mgmt Technical Support Augmentation	$ -	$ 99,810	$ 400,190	$ 150,190	$ 150,190	$ -	$ (400,190)	-100.00%
	Spatial Needs Assessment Study								
49	Spatial Needs Assessment Study	$ -	$ 122,921	$ 24,364	$ 24,364	$ 48,500	$ -	$ (24,364)	-100.00%
	Total Spatial Needs Assessment Study	$ -	$ 122,921	$ 24,364	$ 24,364	$ 48,500	$ -	$ (24,364)	-100.00%
	Water Utilities Modular Building								
50	Furniture, Fixtures & Equipment	$ -	$ 36,570	$ -	$ -	$ -	$ -	$ -	0.00%
51	Building & Storage Facilities	-	211,008	-	-	-	-	-	0.00%
	Total Flood Study	$ -	$ 247,578	$ -	$ -	$ -	$ -	$ -	0.00%

		Actual 2023-24	Actual 2024-25	Approved Budget 2025-26	Year to Date w/Encumbrance 5/31/2026	Current Year Estimate 2025-26	ICM Proposed Budget 2026-27	Proposed $ Increase (Decrease) From FY 2025-26 Approved Budget	Proposed % Increase (Decrease) From FY 2025-26 Approved Budget
	Street & Sidewalk Improvements								
52	Micro Surfacing Improvements	$ 443,649	$ 1,519,300	$ 1,303,371	$ 3,371	$ 1,303,371	$ 1,000,000	$ (303,371)	-23.28%
53	Street Maintenance/Rehabilitation Program	-	-	1,880,000	1,390,693	1,600,000	1,880,000	-	0.00%
54	Windy Hill	-	-	-	-	-	-	-	0.00%
55	Old Post Road	-	2,275	-	1,040	1,040	-	-	0.00%
	Total Street & Sidewalk Improvements	$ 443,649	$ 1,521,575	$ 3,183,371	$ 1,395,104	$ 2,904,411	$ 2,880,000	$ (303,371)	-9.53%
	IH35 Southbound Frontage at Martketplace to Martinez Loop								
56	Easement & ROW Acquisition	$ 12,805	$ -	$ -	$ -	$ -	$ -	$ -	0.00%
57	Engineering Services - Capital Outlay	710	-	5,928	5,928	5,928	-	(5,928)	-100.00%
	Total IH35 Southbound Frontage at Martketplace to Ma	$ 13,515	$ -	$ 5,928	$ 5,928	$ 5,928	$ -	$ (5,928)	-100.00%
	Dacy Lane Illumination & Sidewalk								
58	Capital Improvements - Construction	$ 158,129	$ -	$ -	$ -	$ -	$ -	$ -	0.00%
59	Engineering Services - Capital Outlay	-	-	-	-	-	-	-	0.00%
	Total Dacy Lane Illumination & Sidewalk	$ 158,129	$ -	$ -	$ -	$ -	$ -	$ -	0.00%
	Gregg Drive / Veteran's Drive Intersection Impv								
60	Capital Improvements - Construction	$ 36,814	$ 608,202	$ 154,475	$ 79,110	$ 28,762	$ -	$ (154,475)	-100.00%
	Total Gregg Drive / Veteran's Drive Intersection Impv	$ 36,814	$ 608,202	$ 154,475	$ 79,110	$ 28,762	$ -	$ (154,475)	-100.00%
	Goforth Road Extension								
61	Capital Improvements - Construction	$ 1,017,240	$ 33,257	$ 19,970	$ 19,970	$ 19,970	$ -	$ (19,970)	-100.00%
	Total Goforth Road Extension	$ 1,017,240	$ 33,257	$ 19,970	$ 19,970	$ 19,970	$ -	$ (19,970)	-100.00%
	Heidenreich Lane								
62	Capital Improvements - Construction	$ 630,393	$ 5,314	$ -	$ -	$ -	$ -	$ -	0.00%
	Total Heidenreich Lane	$ 630,393	$ 5,314	$ -	$ -	$ -	$ -	$ -	0.00%
	Plum Creek Traffic Calming Project								
63	Capital Improvements - Construction	$ -	$ -	$ -	$ 72,111	$ 72,111			
64	Engineering Services - Capital Outlay	-	37,829	4,751	11,335	11,335	$ -	$ (4,751)	-100.00%
	Total Plum Creek Traffic Calming Project	$ -	$ 37,829	$ 4,751	$ 83,446	$ 83,446	$ -	$ (4,751)	-100.00%
	Post Oak Subdivision Road Preservation								
65	Engineering Services - Capital Outlay	$ -	$ 4,313	$ 1,087,237	$ 116,744	$ 200,000	$ -	$ (1,087,237)	-100.00%
	Total Post Oak Subdivision Road Preservation	$ -	$ 4,313	$ 1,087,237	$ 116,744	$ 200,000	$ -	$ (1,087,237)	-100.00%
	CR 158 Acceleration/Deceleration Lane Improvements								
66	Engineering Services - Capital Outlay	$ -	$ 141,522	$ 752,274	$ 152,274	$ 85,000	$ -	$ (752,274)	-100.00%
	Total CR 158 Acceleration/Deceleration Lane Improve	$ -	$ 141,522	$ 752,274	$ 152,274	$ 85,000	$ -	$ (752,274)	-100.00%
	Roland Ln Accel/Decel Lanes								
67	Engineering Services - Capital Outlay	$ -	$ 61,352	$ 644,349	$ 155,927	$ 80,000	$ -	$ (644,349)	-100.00%
	Total Roland Ln Accel/Decel Lanes	$ -	$ 61,352	$ 644,349	$ 155,927	$ 80,000	$ -	$ (644,349)	-100.00%

		Actual 2023-24	Actual 2024-25	Approved Budget 2025-26	Year to Date w/Encumbrance 5/31/2026	Current Year Estimate 2025-26	ICM Proposed Budget 2026-27	Proposed $ Increase (Decrease) From FY 2025-26 Approved Budget	Proposed % Increase (Decrease) From FY 2025-26 Approved Budget
	Pedestrian - Vybe Trail System								
68	Capital Improvements - Construction	$ -	$ -	$ 2,600,000	$ 85,815	$ 94,622	$ -	$ (2,600,000)	-100.00%
69	Engineering Services - Capital Outlay	161,136	27,392	49,373	63,818	28,325	-	(49,373)	-100.00%
	Total Pedestrian - Vybe Trail System	$ 161,136	$ 27,392	$ 2,649,373	$ 149,633	$ 122,947	$ -	$ (2,649,373)	-100.00%
	Traffic Improvements for Kyle Crossing at Kohlers Crossing								
70	Capital Improvements - Construction	$ -	$ -	$ -	$ -	$ -	$ -	$ -	0.00%
71	Engineering Services - Capital Outlay	-	67,509	-	4,140	4,140	-	-	0.00%
	Total Traffic Improvements for Kyle Crossing at Kohlers Crossing	$ -	$ 67,509	$ -	$ 4,140	$ 4,140	$ -	$ -	0.00%
	Kyle Animal Shelter								
72	Engineering Services - Capital Outlay	$ -	$ -	$ 2,000,000	$ -	$ -	$ -	$ (2,000,000)	-100.00%
	Total Kyle Animal Shelter	$ -	$ -	$ 2,000,000	$ -	$ -	$ -	$ (2,000,000)	-100.00%
	Langley Reconstruction								
73	Engineering Services - Capital Outlay	$ -	$ -	$ 4,200,000	$ 66,349	$ 166,349	$ -	$ (4,200,000)	-100.00%
	Total Langley Reconstruction	$ -	$ -	$ 4,200,000	$ 66,349	$ 166,349	$ -	$ (4,200,000)	-100.00%
	Sidewalk Gap Program								
74	Engineering Services - Capital Outlay	$ -	$ -	$ 200,000	$ 2,393	$ 60,000	$ -	$ (200,000)	-100.00%
	Total Sidewalk Gap Program	$ -	$ -	$ 200,000	$ 2,393	$ 60,000	$ -	$ (200,000)	-100.00%
	Sidewalk Masterplan Implementation								
75	Engineering Services - Capital Outlay	$ -	$ -	$ 14,800	$ -	$ 150,000	$ 500,000	$ 485,200	3278.38%
76	CDBG Program	-	-	266,144	-	-	-	(266,144)	-100.00%
	Total Sidewalk Masterplan Implementation	$ -	$ -	$ 280,944	$ -	$ 150,000	$ 500,000	$ 219,056	77.97%
	Old Stagecoach Rd Pocket Park								
77	Engineering Services - Capital Outlay	$ -	$ -	$ -	$ -	$ -	$ -	$ -	0.00%
	Total Old Stagecoach Rd Pocket Park	$ -	$ -	$ -	$ -	$ -	$ -	$ -	0.00%
	Traffic Control Improvements								
78	Traffic Control Improvements	$ 64,951	$ 686,702	$ 59,428	$ 59,428	$ 58,538	$ -	$ (59,428)	-100.00%
79	Engineering Services - Capital Outlay	81,060	70,698	522	81,766	22,930	-	(522)	-100.00%
	Total Traffic Control Improvements	$ 146,011	$ 757,400	$ 59,950	$ 141,194	$ 81,468	$ -	$ (59,950)	-100.00%
	Vybe Trail (Public Safety Center)								
80	Capital Improvements - Construction	$ 405	$ 143,179	$ 239,490	$ 168,120	$ -	$ -	$ (239,490)	-100.00%
81	Engineering Services - Capital Outlay	-	-	-	-	-	-	-	0.00%
	Total Vybe Trail (Public Safety Center)	$ 405	$ 143,179	$ 239,490	$ 168,120	$ -	$ -	$ (239,490)	-100.00%

		Actual 2023-24	Actual 2024-25	Approved Budget 2025-26	Year to Date w/Encumbrance 5/31/2026	Current Year Estimate 2025-26	ICM Proposed Budget 2026-27	Proposed $ Increase (Decrease) From FY 2025-26 Approved Budget	Proposed % Increase (Decrease) From FY 2025-26 Approved Budget
	Community Center Project								
82	Architectural Services - Capital Outlay	$ 12,000	$ -	$ -	$ -	$ -	$ -	$ -	0.00%
	Total Community Center Project	$ 12,000	$ -	$ -	$ -	$ -	$ -	$ -	0.00%
	Grant Management Services								
83	573150 - Grant Management Services	$ -	$ 280,000	$ -	$ -	$ -	$ -	$ -	0.00%
	Total Grant Management Services	$ -	$ 280,000	$ -	$ -	$ -	$ -	$ -	0.00%
	Pedestrian Crossing Treatment								
84	OBJECT CODE	$ -	$ -	$ -	$ -	$ -	$ 1,200,000	$ 1,200,000	0.00%
	Total Pedestrian Crossing Treatment	$ -	$ -	$ -	$ -	$ -	$ 1,200,000	$ 1,200,000	0.00%
	Kyle Senior Community Center Driveway								
85	OBJECT CODE	$ -	$ -	$ -	$ -	$ -	$ 200,000	$ 200,000	0.00%
	Total Kyle Senior Community Center Driveway	$ -	$ -	$ -	$ -	$ -	$ 200,000	$ 200,000	0.00%
	Sunflower Circle								
86	OBJECT CODE	$ -	$ -	$ -	$ -	$ -	$ 100,000	$ 100,000	0.00%
	Total Sunflower Circle	$ -	$ -	$ -	$ -	$ -	$ 100,000	$ 100,000	0.00%
	TOTAL EXPENDITURES:	$ 11,968,121	$ 6,928,704	$ 19,185,297	$ 3,857,399	$ 5,493,759	$ 5,244,478	$ (13,916,455)	-72.54%
					$ (1,264,179)				
	TOTAL REVENUE & TRANSFERS-IN IN EXCESS (DEFICIT) OVER EXPENDITURES	$ 2,252,607	$ 1,851,296	$ (19,185,297)	$ (3,857,399)	$ (5,493,759)	$ (5,244,478)	$ 13,916,455	
	ESTIMATED ENDING FUND BALANCE	**$ 26,987,682**	**$ 28,838,978**	**$ 13,200,573**	**$ 24,981,579**	**$ 23,345,219**	**$ 18,100,741**		

City of Kyle, Texas
Fund Summary Budget Report
HEALTH BENEFITS TRUST FUND (1115)

Line No.		Actual 2023-24	Actual 2024-25	Approved Budget 2025-26	Year to Date w/Encumbrance 5/31/2026	Current Year Estimate 2025-26	ICM Proposed Budget 2026-27	Proposed $ Increase (Decrease) From FY 2025-26 Approved Budget	Proposed % Increase (Decrease) From FY 2025-26 Approved Budget
	BEGINNING FUND BALANCE	$ 200,000	$ 200,000	$ 200,000	$ 200,000	$ 200,000	$ 200,000		
	REVENUE:								
1	Transfer In General Fund	$ -	$ -	$ -	$ -	$ -	$ -	$ -	0.00%
	TOTAL REVENUE:	$ -	$ -	$ -	$ -	$ -	$ -	$ -	0.00%
	EXPENDITURES:								
1	Transfer Out - General Fund	$ -	$ -	$ -	$ -	$ -	$ -	$ -	0.00%
	TOTAL EXPENDITURES:	$ -	$ -	$ -	$ -	$ -	$ -	$ -	0.00%
	TOTAL REVENUE & TRANSFERS-IN IN EXCESS (DEFICIT) OVER EXPENDITURES	$ -	$ -	$ -	$ -	$ -	$ -	$ -	
	ESTIMATED ENDING FUND BALANCE	**$ 200,000**	**$ 200,000**	**$ 200,000**	**$ 200,000**	**$ 200,000**	**$ 200,000**		

City of Kyle, Texas
Fund Summary Budget Report
HEALTHCARE FUND (1117)

Line No.		Actual 2023-24	Actual 2024-25	Approved Budget 2025-26	Year to Date w/Encumbrance 5/31/2026	Current Year Estimate 2025-26	ICM Proposed Budget 2026-27	Proposed $ Increase (Decrease) From FY 2025-26 Approved Budget	Proposed % Increase (Decrease) From FY 2025-26 Approved Budget
	BEGINNING FUND BALANCE	$ -	$ -	$ 1,000,000	$ 1,000,000	$ 1,000,000	$ 1,000,000		
	REVENUE:								
1	Transfer In - General Fund	$ -	$ 1,000,000	$ -	$ -	$ -	$ -	$ -	0.00%
	TOTAL REVENUE:	$ -	$ 1,000,000	$ -	$ -	$ -	$ -	$ -	0.00%
	EXPENDITURES:								
1	Health Insurance	$ -	$ -	$ -	$ -	$ -	$ -	$ -	0.00%
2	Transfer Out - General Fund	-	-	-	-	-	-	-	0.00%
	TOTAL EXPENDITURES:	$ -	$ -	$ -	$ -	$ -	$ -	$ -	0.00%
	TOTAL REVENUE & TRANSFERS-IN IN EXCESS (DEFICIT) OVER EXPENDITURES	$ -	$ 1,000,000	$ -	$ -	$ -	$ -	$ -	
	ESTIMATED ENDING FUND BALANCE	**$ -**	**$ 1,000,000**	**$ 1,000,000**	**$ 1,000,000**	**$ 1,000,000**	**$ 1,000,000**		

City of Kyle, Texas
Fund Summary Budget Report
PLUM CREEK DEVELOPMENT PHASE II SPECIAL FEE (1130)

Line No.		Actual 2023-24	Actual 2024-25	Approved Budget 2025-26	Year to Date w/Encumbrance 5/31/2026	Current Year Estimate 2025-26	ICM Proposed Budget 2026-27	Proposed $ Increase (Decrease) From FY 2025-26 Approved Budget	Proposed % Increase (Decrease) From FY 2025-26 Approved Budget
	BEGINNING FUND BALANCE	$ -	$ 47,000	$ 139,850	$ 131,000	$ 131,000	$ 193,000		
	REVENUE:								
1	Plum Creek PH II Special Fee	$ 47,000	$ 84,000	$ 100,000	$ 36,000	$ 62,000	$ 50,000	$ (50,000)	-50.00%
	TOTAL REVENUE:	$ 47,000	$ 84,000	$ 100,000	$ 36,000	$ 62,000	$ 50,000	$ (50,000)	-50.00%
	EXPENDITURES:								
1	PID Administration	$ -	$ -	$ -	$ -	$ -	$ -	$ -	0.00%
2	Transfer Out - General Fund	-	-	-	-	-	-	-	0.00%
	TOTAL EXPENDITURES:	$ -	$ -	$ -	$ -	$ -	$ -	$ -	0.00%
	TOTAL REVENUE & TRANSFERS-IN IN EXCESS (DEFICIT) OVER EXPENDITURES	$ 47,000	$ 84,000	$ 100,000	$ 36,000	$ 62,000	$ 50,000	$ (50,000)	
	ESTIMATED ENDING FUND BALANCE	**$ 47,000**	**$ 131,000**	**$ 239,850**	**$ 167,000**	**$ 193,000**	**$ 243,000**		

City of Kyle, Texas
Fund Summary Budget Status Report
STREET IMPROVEMENT FUND (1150)

Line No.		Actual 2023-24	Actual 2024-25	Approved Budget 2025-26	Year to Date w/Encumbrance 5/31/2026	Current Year Estimate 2025-26	ICM Proposed Budget 2026-27	Proposed $ Increase (Decrease) From FY 2025-26 Approved Budget	Proposed % Increase (Decrease) From FY 2025-26 Approved Budget
	BEGINNING FUND BALANCE	$ 1,757,560	$ 1,586,342	$ 1,524,018	$ 991,307	$ 991,307	$ 866,554		
	REVENUE:								
1	Adjacent Lane Mile Fee	$ 618,789	$ 1,123,197	$ 950,000	$ 56,101	$ -	$ -	$ (1,123,197)	-100.00%
2	Right of Way Permit Fee	108,900	84,300	-	78,000	-	-	(84,300)	-100.00%
3	Sidewalk Improvement Fee	-	49,944	-	-	-	-	(49,944)	-100.00%
4	Brookside-FM150-RI	1,625	4,225	-	-	-	-	(4,225)	-100.00%
5	Woodland Park-FM150-RI	-	-	-	-	-	-	-	0.00%
6	Investment Income	94,464	65,194	50,000	9,064	-	-	(65,194)	-100.00%
7	Refunds and Reimbursement	-	-	-	-	-	-	-	0.00%
	TOTAL REVENUE:	$ 823,777	$ 1,326,860	$ 1,000,000	$ 143,165	$ -	$ -	$ (1,326,860)	-100.00%
	EXPENDITURES:								
	Transfers Out								
8	Transfer Out - Indirect Support Cost (General Fund)	$ -	$ -	$ 12,727	$ 6,363	$ 12,727	$ 12,727	$ 12,727	0.00%
9	Transfer Out - Operating Costs (General Fund)	-	-	11,389	5,694	11,389	11,389	11,389	0.00%
	Total Transfers Out	$ -	$ -	$ 24,115	$ 12,058	$ 24,115	$ 24,115	$ 24,115	0.00%
	Kyle Crossing Overpass (RR Overpass)								
10	Capital Improvements - Construction	$ -	$ -	$ 165,000	$ 165,000	$ -	$ -	$ -	0.00%
	Total Kyle Crossing Overpass (RR Overpass)	$ -	$ -	$ 165,000	$ 165,000	$ -	$ -	$ -	0.00%
	Dacy Lane Illumination & Sidewalk								
11	Capital Improvements - Construction	$ 29,246	$ -	$ -	$ -	$ -	$ -	$ -	0.00%
12	Engineering Services - Capital Outlay	-	-	-	-	-	-	-	0.00%
	Total Dacy Lane Illumination & Sidewalk	$ 29,246	$ -	$ -	$ -	$ -	$ -	$ -	0.00%
	IH35 Southbound Frontage at Marketplace to Center St (additional lane)								
14	Capital Improvements - Construction	$ -	$ 2	$ -	$ 1,550	$ 1,550	$ -	$ (2)	-100.00%
	Total IH35 Southbound Frontage at Marketplace to Ce	$ -	$ 2	$ -	$ 1,550	$ 1,550	$ -	$ (2)	-100.00%
	Street Maintenance/Rehabilitation Program Citywide								
15	Capital Improvements - Construction	$ 829,635	$ 1,902,863	$ 18,452	$ -	$ -	$ -	$ (1,902,863)	-100.00%
16	Legal Services - Capital Outlay	-	-	-	-	-	-	-	0.00%
17	Engineering Services - Capital Outlay	-	19,030	-	-	-	-	(19,030)	-100.00%
	Total Street Maint./Rehab. Program Citywide	$ 829,635	$ 1,921,893	$ 18,452	$ -	$ -	$ -	$ (1,921,893)	-100.00%
	Kohlers Crossing Rehabilitation (FM 2770 to IH-35 Southbound Frontage)								
18	Capital Improvements - Construction	$ 66,334	$ -	$ 20,374	$ 20,374	$ -	$ -	$ -	0.00%
19	Public Notices - Capital Outlay	-	-	-	-	-	-	-	0.00%
	Total Kohlers Crossing Rehabilitation	$ 66,334	$ -	$ 20,374	$ 20,374	$ -	$ -	$ -	0.00%

		Actual 2023-24	Actual 2024-25	Approved Budget 2025-26	Year to Date w/Encumbrance 5/31/2026	Current Year Estimate 2025-26	ICM Proposed Budget 2026-27	Proposed $ Increase (Decrease) From FY 2025-26 Approved Budget	Proposed % Increase (Decrease) From FY 2025-26 Approved Budget
	FM 150 East Sidewalks and Other Imprv								
20	Capital Improvements - Construction	$ 69,781	$ -	$ -	$ -	$ -	$ -	$ -	0.00%
	Total FM 150 East Sidewalks and Other Imprv	$ 69,781	$ -	$ -	$ -	$ -	$ -	$ -	0.00%
	Chevo Pastrano Parkway Extension								
21	Capital Improvements - Construction	$ -	$ -	$ -	$ 198,175	$ 99,088	$ -	$ -	0.00%
	Total Chevo Pastrano Parkway Extension	$ -	$ -	$ -	$ 198,175	$ 99,088	$ -	$ -	0.00%
	TOTAL EXPENDITURES:	$ 994,996	$ 1,921,895	$ 227,941	$ 397,157	$ 124,753	$ 24,115	$ (1,897,780)	-98.75%
	TOTAL REVENUE & TRANSFERS-IN IN EXCESS (DEFICIT) OVER EXPENDITURES	$ (171,218)	$ (595,035)	$ 772,059	$ (253,992)	$ (124,753)	$ (24,115)	$ 570,920	
	ESTIMATED ENDING FUND BALANCE	**$ 1,586,342**	**$ 991,307**	**$ 2,296,077**	**$ 737,315**	**$ 866,554**	**$ 842,439**		

City of Kyle, Texas
Fund Summary Budget Report
SIDEWALK IMPROVEMENT PROGRAM FUND (1151)

Line No.		Actual 2023-24	Actual 2024-25	Approved Budget 2025-26	Year to Date w/Encumbrance 5/31/2026	Current Year Estimate 2025-26	ICM Proposed Budget 2026-27	Proposed $ Increase (Decrease) From FY 2025-26 Approved Budget	Proposed % Increase (Decrease) From FY 2025-26 Approved Budget
	BEGINNING FUND BALANCE	$ -	$ -	$ 26,592	$ 26,592	$ 26,592	$ 26,592		
	REVENUE:								
1	Sidewalk Improvement Fee	$ -	$ 26,592	$ -	$ -	$ -	$ -	$ -	0.00%
	TOTAL REVENUE:	$ -	$ 26,592	$ -	$ -	$ -	$ -	$ -	0.00%
	EXPENDITURES:								
1	Sidewalks	$ -	$ -	$ -	$ -	$ -	$ -	$ -	0.00%
2	Transfer Out - General Fund	-	-	-	-	-	-	-	0.00%
	TOTAL EXPENDITURES:	$ -	$ -	$ -	$ -	$ -	$ -	$ -	0.00%
	TOTAL REVENUE & TRANSFERS-IN IN EXCESS (DEFICIT) OVER EXPENDITURES	$ -	$ 26,592	$ -	$ -	$ -	$ -	$ -	
	ESTIMATED ENDING FUND BALANCE	**$ -**	**$ 26,592**	**$ 26,592**	**$ 26,592**	**$ 26,592**	**$ 26,592**		

City of Kyle, Texas
Fund Summary Budget Report
TREE REPLACEMENT PROGRAM FUND (1152)

		Actual 2023-24	Actual 2024-25	Approved Budget 2025-26	Year to Date w/Encumbrance 5/31/2026	Current Year Estimate 2025-26	ICM Proposed Budget 2026-27	Proposed $ Increase (Decrease) From FY 2025-26 Approved Budget	Proposed % Increase (Decrease) From FY 2025-26 Approved Budget
BEGINNING FUND BALANCE		$ -	$ -	$ -	$ -	$ -	$ 110,550		
Line No.									
	REVENUE:								
1		$ -	$ -	$ -	$ 110,550	$ 110,550	$ -	$ -	0.00%
	TOTAL REVENUE:	$ -	$ -	$ -	$ 110,550	$ 110,550	$ -	$ -	0.00%
	EXPENDITURES:								
1	Transfer Out - General Fund	$ -	$ -	$ -	$ -	$ -	$ -	$ -	0.00%
	TOTAL EXPENDITURES:	$ -	$ -	$ -	$ -	$ -	$ -	$ -	0.00%
	TOTAL REVENUE & TRANSFERS-IN IN EXCESS (DEFICIT) OVER EXPENDITURES	$ -	$ -	$ -	$ 110,550	$ 110,550	$ -	$ -	
	ESTIMATED ENDING FUND BALANCE	**$ -**	**$ -**	**$ -**	**$ 110,550**	**$ 110,550**	**$ 110,550**		

City of Kyle, Texas
Fund Summary Budget Report
IT REPLACEMENT FUND (1160)

Line No.		Actual 2023-24	Actual 2024-25	Approved Budget 2025-26	Year to Date w/Encumbrance 5/31/2026	Current Year Estimate 2025-26	ICM Proposed Budget 2026-27	Proposed $ Increase (Decrease) From FY 2025-26 Approved Budget	Proposed % Increase (Decrease) From FY 2025-26 Approved Budget
	BEGINNING FUND BALANCE	$ -	$ -	$ 500,000	$ 500,000	$ 500,000	$ -		
	REVENUE:								
1	Transfer In - General Fund	$ -	$ 500,000	$ -	$ -	$ -	$ -	$ -	0.00%
	TOTAL REVENUE:	$ -	$ 500,000	$ -	$ -	$ -	$ -	$ -	0.00%
	EXPENDITURES:								
1	Computer Hardware	$ -	$ -	$ -	$ -	$ -	$ -	$ -	0.00%
2	Transfer Out - General Fund	-	-	500,000	500,000	500,000	-	(500,000)	-100.00%
	TOTAL EXPENDITURES:	$ -	$ -	$ 500,000	$ 500,000	$ 500,000	$ -	$ (500,000)	-100.00%
	TOTAL REVENUE & TRANSFERS-IN IN EXCESS (DEFICIT) OVER EXPENDITURES	$ -	$ 500,000	$ (500,000)	$ (500,000)	$ (500,000)	$ -	$ 500,000	
	ESTIMATED ENDING FUND BALANCE	**$ -**	**$ 500,000**	**$ -**	**$ -**	**$ -**	**$ -**		

City of Kyle, Texas
Fund Summary Budget Report
FLEET REPLACEMENT FUND (1170)

Line No.		Actual 2023-24	Actual 2024-25	Approved Budget 2025-26	Year to Date w/Encumbrance 5/31/2026	Current Year Estimate 2025-26	ICM Proposed Budget 2026-27	Proposed $ Increase (Decrease) From FY 2025-26 Approved Budget	Proposed % Increase (Decrease) From FY 2025-26 Approved Budget
	BEGINNING FUND BALANCE	$ -	$ -	$ 500,000	$ 500,000	$ 500,000	$ -		
	REVENUE:								
1	Transfer In - General Fund	$ -	$ 500,000	$ -	$ -	$ -	$ -	$ -	0.00%
	TOTAL REVENUE:	$ -	$ 500,000	$ -	$ -	$ -	$ -	$ -	0.00%
	EXPENDITURES:								
1		$ -	$ -	$ -	$ -	$ -	$ -	$ -	0.00%
2	Transfer Out - General Fund	-	-	500,000	500,000	500,000	-	(500,000)	-100.00%
	TOTAL EXPENDITURES:	$ -	$ -	$ 500,000	$ 500,000	$ 500,000	$ -	$ (500,000)	-100.00%
	TOTAL REVENUE & TRANSFERS-IN IN EXCESS (DEFICIT) OVER EXPENDITURES	$ -	$ 500,000	$ (500,000)	$ (500,000)	$ (500,000)	$ -	$ 500,000	
	ESTIMATED ENDING FUND BALANCE	**$ -**	**$ 500,000**	**$ -**	**$ -**	**$ -**	**$ -**		

City of Kyle, Texas
Fund Summary Budget Status Report
TRANSPORTATION FUND (1270)

Line No.		Actual 2023-24	Actual 2024-25	Approved Budget 2025-26	Year to Date w/Encumbrance 5/31/2026	Current Year Estimate 2025-26	ICM Proposed Budget 2026-27	Proposed $ Increase (Decrease) From FY 2025-26 Approved Budget	Proposed % Increase (Decrease) From FY 2025-26 Approved Budget
	BEGINNING FUND BALANCE	$ 2,557,105	$ 2,708,440	$ 2,798,300	$ 2,803,002	2,803,001.86	2,783,304		
	REVENUE:								
1	TxDOT FM2770/RM150 Reimb Sidewalk	$ -	$ -	$ -	$ -	$ -	$ 4,850,000	$ 4,850,000	0.00%
2	Investment Income	158,450	136,505	50,000	32,941	86,953	50,000	-	0.00%
3	Transfer In - General Fund	-	-	-	-	-	-	-	0.00%
	TOTAL REVENUE:	$ 158,450	$ 136,505	50,000	$ 32,941	$ 86,953	$ 4,900,000	$ 4,850,000	9700.00%
	EXPENDITURES:								
	Transfers Out								
4	Interfund Transfer Out	$ -	$ -	$ -	$ -	$ -	$ -	$ -	0.00%
5	Transfer Out - General Fund	-	-	-	-	-	-	-	0.00%
6	Transfer Out - Indirect Support Cost (General Fund)	-	-	3,182	1,591	3,182	3,182	-	0.00%
7	Transfer Out - Operating Costs (General Fund)	-	-	2,847	1,424	2,847	2,847	-	0.00%
8	Transfer Out - G/F CIP Projects	-	-	-	-	-	-	-	0.00%
	Total Transfers Out	$ -	$ -	$ 6,029	$ 3,014	$ 6,029	$ 6,029	$ -	0.00%
	Relocation of Rail Siding								
9	Capital Improv - Construction	$ 3,417	$ 4,684	$ 975,944	$ 976,566	$ 622	$ -	$ (975,944)	-100.00%
	Total Relocation of Rail Siding	$ 3,417	$ 4,684	$ 975,944	$ 976,566	$ 622	$ -	$ (975,944)	-100.00%
	Kohlers Crossing Overpass (RR Overpass)								
10	Capital Improv - Construction	$ -	$ -	$ 500,000	$ -	$ -	$ -	$ (500,000)	-100.00%
11	Engineering Services - Capital Outlay	3,699	37,259	132,217	153,519	100,000	-	(132,217)	-100.00%
	Total Kohlers Crossing Overpass (RR Overpass)	$ 3,699	$ 37,259	$ 632,217	$ 153,519	$ 100,000	$ -	$ (632,217)	-100.00%
	TOTAL EXPENDITURES:	$ 7,115	$ 41,944	$ 1,614,190	$ 1,133,099	$ 106,651	$ 6,029	$ (1,608,161)	-99.63%
	TOTAL REVENUE & TRANSFERS-IN IN EXCESS (DEFICIT) OVER EXPENDITURES	$ 151,335	$ 94,561	$ (1,564,190)	$ (1,100,158)	$ (19,698)	$ 4,893,971	$ 6,458,161	
	ESTIMATED ENDING FUND BALANCE	**$ 2,708,440**	**$ 2,803,002**	**$ 1,234,110**	**$ 1,702,844**	**$ 2,783,304**	**$ 7,677,275**		

City of Kyle, Texas
Fund Summary Budget Report
POLICE FORFEITURE FUND (1310)

Line No.		Actual 2023-24	Actual 2024-25	Approved Budget 2025-26	Year to Date w/Encumbrance 5/31/2026	Current Year Estimate 2025-26	ICM Proposed Budget 2026-27	Proposed $ Increase (Decrease) From FY 2025-26 Approved Budget	Proposed % Increase (Decrease) From FY 2025-26 Approved Budget
	BEGINNING FUND BALANCE	$ 91,371	$ 128,951	$ 129,753	$ 139,056	$ 139,056	$ 154,686		
	REVENUE:								
1	Police Seizure Revenue	$ 36,552	$ 9,241	$ 15,000	$ 10,229	$ 15,000	$ 15,000	$ -	0.00%
2	Investment Income	1,029	864	-	472	630	-	-	0.00%
	TOTAL REVENUE:	$ 37,581	$ 10,105	$ 15,000	$ 10,701	$ 15,630	$ 15,000	$ -	0.00%
	EXPENDITURES:								
1	Equipment Rental - Motorcyles	$ -	$ -	$ -	$ -	$ -	$ -	$ -	0.00%
	1. Contractual Services	$ -	$ -	$ -	$ -	$ -	$ -	$ -	0.00%
2	Fire Arms Supplies	$ -	$ -	$ -	$ -	$ -	$ -	$ -	0.00%
3	Computer Hardware	-	-	-	-	-	-	-	0.00%
4	Other Operational Equipment	-	-	15,000	-	-	15,000	-	0.00%
5	Equipment - Radio w/Helmet Mic	-	-	-	-	-	-	-	0.00%
6	Equipment - Emergency Lights, Siren	-	-	-	-	-	-	-	0.00%
	2. Commodities	$ -	$ -	$ 15,000	$ -	$ -	$ 15,000	$ -	0.00%
7	Transfer Out - General Fund	$ -	$ -	$ -	$ -	$ -	$ -	$ -	0.00%
	3. Transfers	$ -	$ -	$ -	$ -	$ -	$ -	$ -	0.00%
	TOTAL EXPENDITURES:	$ -	$ -	$ 15,000	$ -	$ -	$ 15,000	$ -	0.00%
	TOTAL REVENUE & TRANSFERS-IN IN EXCESS (DEFICIT) OVER EXPENDITURES	$ 37,581	$ 10,105	$ -	$ 10,701	$ 15,630	$ -	$ -	
	ESTIMATED ENDING FUND BALANCE	**$ 128,951**	**$ 139,056**	**$ 129,753**	**$ 149,757**	**$ 154,686**	**$ 154,686**		

City of Kyle, Texas
Fund Summary Budget Report
POLICE ABANDONED & UNCLAIMED PROPERTY FUND (1311)

Line No.		Actual 2023-24	Actual 2024-25	Approved Budget 2025-26	Year to Date w/Encumbrance 5/31/2026	Current Year Estimate 2025-26	ICM Proposed Budget 2026-27	Proposed $ Increase (Decrease) From FY 2025-26 Approved Budget	Proposed % Increase (Decrease) From FY 2025-26 Approved Budget
	BEGINNING FUND BALANCE	$ 7,731	$ 7,731	$ 7,731	$ 7,731	$ 7,731	$ 7,731		
	REVENUE:								
1	Police Abandone & Unclaimed Property	$ -	$ -	$ -	$ -	$ -	$ -	$ -	0.00%
2	Investment Income	-	-	-	-	-	-	-	0.00%
	TOTAL REVENUE:	$ -	$ -	$ -	$ -	$ -	$ -	$ -	0.00%
	EXPENDITURES:								
1	General Office Supplies	$ -	$ -	$ -	$ -	$ -	$ -	$ -	0.00%
2	City Sponsored Event Supplies	-	-	-	-	-	-	-	0.00%
3	Training Supplies	-	-	-	-	-	-	-	0.00%
4	Computer Hardware	-	-	-	-	-	-	-	0.00%
	3. Commodities	$ -	$ -	$ -	$ -	$ -	$ -	$ -	0.00%
	TOTAL EXPENDITURES:	$ -	$ -	$ -	$ -	$ -	$ -	$ -	0.00%
	TOTAL REVENUE & TRANSFERS-IN IN EXCESS (DEFICIT) OVER EXPENDITURES	$ -	$ -	$ -	$ -	$ -	$ -	$ -	
	ESTIMATED ENDING FUND BALANCE	**$ 7,731**	**$ 7,731**	**$ 7,731**	**$ 7,731**	**$ 7,731**	**$ 7,731**		

City of Kyle, Texas
Fund Summary Budget Report
POLICE SPECIAL REVENUE (1320)

Line No.		Actual 2023-24	Actual 2024-25	Approved Budget 2025-26	Year to Date w/Encumbrance 5/31/2026	Current Year Estimate 2025-26	ICM Proposed Budget 2026-27	Proposed $ Increase (Decrease) From FY 2025-26 Approved Budget	Proposed % Increase (Decrease) From FY 2025-26 Approved Budget
	BEGINNING FUND BALANCE	$ 28,749	$ 25,041	$ 25,041	$ 34,792	$ 34,792	$ 44,662		
	REVENUE:								
1	LEOSE Revenue	$ 9,617	$ 9,751	$ 5,500	$ 9,870	$ 9,870	$ 5,500	$ -	0.00%
2	LEAD Grant Revenue	-	-	-	-	-	-	-	0.00%
3	VFW Donation	-	-	-	-	-	-	-	0.00%
4	Blue Santa/Christmas Program	-	-	-	-	-	-	-	0.00%
	TOTAL REVENUE:	$ 9,617	$ 9,751	$ 5,500	$ 9,870	$ 9,870	$ 5,500	$ -	0.00%
	EXPENDITURES:								
1	Travel - Training & Conferences (LEOSE)	$ 4,000	$ -	$ -	$ -	$ -	$ -	$ -	0.00%
2	Training Supplies	-	-	-	-	-	-	-	0.00%
3	LEOSE Expenses	9,325	-	5,500	-	-	5,500	-	0.00%
4	LEAD Expenses	-	-	-	-	-	-	-	0.00%
5	Blue Santa Expenses	-	-	-	-	-	-	-	0.00%
	TOTAL EXPENDITURES:	$ 13,325	$ -	$ 5,500	$ -	$ -	$ 5,500	$ -	0.00%
	TOTAL REVENUE & TRANSFERS-IN IN EXCESS (DEFICIT) OVER EXPENDITURES	$ (3,708)	$ 9,751	$ -	$ 9,870	$ 9,870	$ -	$ -	
	ESTIMATED ENDING FUND BALANCE	**$ 25,041**	**$ 34,792**	**$ 25,041**	**$ 44,662**	**$ 44,662**	**$ 44,662**		

City of Kyle, Texas
Fund Summary Budget Report
HOTEL OCCUPANCY FUND (1350)

Line No.		Actual 2023-24	Actual 2024-25	Approved Budget 2025-26	Year to Date w/Encumbrance 5/31/2026	Current Year Estimate 2025-26	ICM Proposed Budget 2026-27	Proposed $ Increase (Decrease) From FY 2025-26 Approved Budget	Proposed % Increase (Decrease) From FY 2025-26 Approved Budget
	BEGINNING FUND BALANCE	$ 919,405	$ 962,346	$ 744,385	$ 960,956	$ 960,956	$ 986,452		
	REVENUE:								
	Taxes and Other Income								
1	Hotel/Motel Occupancy Tax	$ 615,595	$ 580,703	$ 708,500	$ 421,561	$ 600,759	$ 650,000	$ (58,500)	-8.26%
2	Investment Income	38,456	49,715	25,000	8,983	13,474	15,000	(10,000)	-40.00%
3	Refunds and Reimbursement	-	-	-	-	-	-	-	0.00%
4	Transfer In - General Fund	-	-	-	-	-	-	-	0.00%
	Total Taxes and Other Income	$ 654,052	$ 630,418	$ 733,500	$ 430,544	$ 614,233	$ 665,000	$ (68,500)	-9.34%
	TOTAL REVENUE:	$ 654,052	$ 630,418	$ 733,500	$ 430,544	$ 614,233	$ 665,000	$ (68,500)	-9.34%
	EXPENDITURES:								
	Hotel Tax Expenses								
1	Transfer Out - General Fund	$ 421,313	$ 555,935	$ 575,450	$ 287,725	$ 575,450	$ 164,800	$ (410,650)	-71.36%
2	Transfer Out - Debt Service	-	-	-	-	-	-	-	0.00%
3	Transfer Out - Indirect Support Cost (General Fund)	-	-	954	477	954	954	-	0.00%
4	Transfer Out - Operating Costs (General Fund)	-	-	854	427	854	854	-	0.00%
5	Transfer Out - G/F CIP Projects	-	-	-	-	-	-	-	0.00%
6	Transfer Out - Arts in Public Places	65,000	65,000	-	-	-	-	-	0.00%
7	Community Events/Chamber Membership	10,746	10,766	12,000	10,799	10,799	12,000	-	0.00%
8	Tourism Marketing (GSMP)	35,000	-	75,000	-	-	-	(75,000)	-100.00%
9	Historic Water Tower	-	-	-	-	-	-	-	0.00%
10	Tourism Program Services	-	-	-	-	-	-	-	0.00%
11	Arts in Public Places	-	-	-	-	-	-	-	0.00%
	Total Hotel Tax Expenses	$ 532,059	$ 631,701	$ 664,259	$ 299,428	$ 588,057	$ 178,609	$ (485,650)	-73.11%
	Special Events								
12	Kyle Field Day	$ -	$ -	$ -	$ -	$ -	$ -	$ -	0.00%
13	Kyle Market Days	79,052	108	680	-	680	-	(680)	-100.00%
14	Special Events	-	-	-	-	-	-	-	0.00%
15	Hops & Jalapenos	-	-	-	-	-	-	-	0.00%
16	Kyle Pie in the Sky	-	-	-	-	-	-	-	0.00%
17	Legal Services	-	-	-	-	-	-	-	0.00%
18	Credit Card Fees	-	-	-	-	-	-	-	0.00%
	Total Special Events	$ 79,052	$ 108	$ 680	$ -	$ 680	$ -	$ (680)	-100.00%
	TOTAL EXPENDITURES:	$ 611,111	$ 631,809	$ 664,938	$ 299,428	$ 588,737	$ 178,609	$ (486,330)	-73.14%
	TOTAL REVENUE & TRANSFERS-IN IN EXCESS (DEFICIT) OVER EXPENDITURES	$ 42,941	$ (1,390)	$ 68,562	$ 131,115	$ 25,496	$ 486,391	$ 417,830	
	ESTIMATED ENDING FUND BALANCE	**$ 962,346**	**$ 960,956**	**$ 812,947**	**$ 1,092,071**	**$ 986,452**	**$ 1,472,843**		

City of Kyle, Texas
Fund Summary Budget Status Report
ARTS & CULTURAL COMMISSION FUND (1355)

Line No.		Actual 2023-24	Actual 2024-25	Approved Budget 2025-26	Year to Date w/Encumbrance 5/31/2026	Current Year Estimate 2025-26	ICM Proposed Budget 2026-27	Proposed $ Increase (Decrease) From FY 2025-26 Approved Budget	Proposed % Increase (Decrease) From FY 2025-26 Approved Budget
	BEGINNING FUND BALANCE	$ 2,475	$ 60,726	$ 28,226	$ 83,345	$ 83,345	$ 27,125		
	REVENUE:								
	Contributions & Donations								
1	Donations - Unrestricted	$ -	$ -	$ -	$ -	$ -	$ -	$ -	0.00%
	Total Contributions & Donations	$ -	$ -	$ -	$ -	$ -	$ -	$ -	0.00%
	Transfer Revenue								
2	Transfer In - General Fund	$ -	$ -	$ -	$ -	$ -	$ -	$ -	0.00%
3	Transfer In - HOT Fund	65,000	65,000	-	-	-	-	-	0.00%
	Total Transfer Revenue	$ 65,000	$ 65,000	$ -	$ -	$ -	$ -	$ -	0.00%
	TOTAL REVENUE:	$ 65,000	$ 65,000	$ -	$ -	$ -	$ -	$ -	0.00%
	EXPENDITURES:								
	Contractual Services								
4	Outside Printing	$ -	$ -	$ -	$ -	$ -	$ -	$ -	0.00%
5	Public Notices	145	288	-	-	-	-	-	0.00%
6	Arts in Public Places	6,605	42,093	58,500	56,220	56,220	-	(58,500)	-100.00%
	Total Contractual Services	$ 6,750	$ 42,381	$ 58,500	$ 56,220	$ 56,220	$ -	$ (58,500)	-100.00%
	Commodities								
7	Community Events	$ -	$ -	$ -	$ -	$ -	$ -	$ -	0.00%
	Total Commodities	$ -	$ -	$ -	$ -	$ -	$ -	$ -	0.00%
	TOTAL EXPENDITURES:	$ 6,750	$ 42,381	$ 58,500	$ 56,220	$ 56,220	$ -	$ (58,500)	-100.00%
	TOTAL REVENUE & TRANSFERS-IN IN EXCESS (DEFICIT) OVER EXPENDITURES	$ 58,251	$ 22,619	$ (58,500)	$ (56,220)	$ (56,220)	$ -	$ 58,500	
	ESTIMATED ENDING FUND BALANCE	**$ 60,726**	**$ 83,345**	**$ (30,274)**	**$ 27,125**	**$ 27,125**	**$ 27,125**		

City of Kyle, Texas
Fund Summary Budget Report
COURT SPECIAL REVENUE TECHNOLOGY FUND (1400)

Line No.		Actual 2023-24	Actual 2024-25	Approved Budget 2025-26	Year to Date w/Encumbrance 5/31/2026	Current Year Estimate 2025-26	ICM Proposed Budget 2026-27	Proposed $ Increase (Decrease) From FY 2025-26 Approved Budget	Proposed % Increase (Decrease) From FY 2025-26 Approved Budget
	BEGINNING FUND BALANCE	$ 24,222	$ 22,825	$ 27,911	$ 27,988	$ 27,988	$ 30,829		
	REVENUE:								
1	Technology Fee	$ 9,443	$ 13,419	$ 10,000	7,728	11,652	$ 10,000	$ -	0.00%
	TOTAL REVENUE:	$ 9,443	$ 13,419	$ 10,000	$ 7,728	$ 11,652	$ 10,000	$ -	0.00%
	EXPENDITURES:								
	Technology Expenses								
1	Office Equipment Rental	$ 2,755	$ 2,321	$ 2,500	$ 1,255	$ 1,882	$ 2,500	$ -	0.00%
2	IT Service Maint/License Fees	-	-	-	-	-	-	-	0.00%
3	IT Online Services	-	-	-	-	-	-	-	0.00%
	2. Contractual Services	$ 2,755	$ 2,321	$ 2,500	$ 1,255	$ 1,882	$ 2,500	$ -	0.00%
4	Office Furniture	$ 2,158	$ -	$ 2,500	$ -	$ -	$ 2,500	$ -	0.00%
5	Computer Hardware	5,928	5,935	5,000	6,929	6,929	5,000	-	0.00%
6	Computer Software	-	-	-	-	-	-	-	0.00%
7	Instruments/Apparatus	-	-	-	-	-	-	-	0.00%
8	General Electronic Equipment	-	-	-	-	-	-	-	0.00%
9	Other Office Equipment	-	-	-	-	-	-	-	0.00%
	3. Commodities	$ 8,086	$ 5,935	$ 7,500	$ 6,929	$ 6,929	$ 7,500	$ -	0.00%
10	Transfer Out - General Fund	$ -	$ -	$ -	$ -	$ -	$ -	$ -	0.00%
	7. Transfers	$ -	$ -	$ -	$ -	$ -	$ -	$ -	0.00%
	TOTAL EXPENDITURES & TRANSFERS OUT:	$ 10,840	$ 8,255	$ 10,000	$ 8,184	$ 8,811	$ 10,000	$ -	0.00%
	TOTAL REVENUE & TRANSFERS-IN IN EXCESS (DEFICIT) OVER EXPENDITURES	$ (1,397)	$ 5,164	$ -	$ (455)	$ 2,841	$ -	$ -	
	ESTIMATED ENDING FUND BALANCE	**$ 22,825**	**$ 27,988**	**$ 27,911**	**$ 27,533**	**$ 30,829**	**$ 30,829**		

City of Kyle, Texas
Fund Summary Budget Report
COURT SPECIAL REVENUE SECURITY FUND (1410)

Line No.		Actual 2023-24	Actual 2024-25	Approved Budget 2025-26	Year to Date w/Encumbrance 5/31/2026	Current Year Estimate 2025-26	ICM Proposed Budget 2026-27	Proposed $ Increase (Decrease) From FY 2025-26 Approved Budget	Proposed % Increase (Decrease) From FY 2025-26 Approved Budget
	BEGINNING FUND BALANCE	$ 2,743	$ (1,111)	$ 2,577	$ 2,925	$ 2,925	$ 4,809		
	REVENUE:								
1	Security Fee	$ 11,146	$ 16,035	$ 12,000	$ 9,256	13,884	$ 12,000	$ -	0.00%
2	Transfer In - CSR Judicial Training			-		-	-	-	0.00%
	TOTAL REVENUE:	$ 11,146	$ 16,035	$ 12,000	$ 9,256	$ 13,884	$ 12,000	$ -	0.00%
	EXPENDITURES:								
	Security Expenses								
1	Travel - Training & Conferences	$ -	$ -	$ -	$ -	$ -	$ -	$ -	0.00%
2	Other Contract Services	-	-	-	-	-	-	-	0.00%
	2. Contractual Services	$ -	$ -	$ -	$ -	$ -	$ -	$ -	0.00%
3	General Electronic Equipment	$ -	$ -	$ -	$ -	$ -	$ -	$ -	0.00%
	3. Commodities	$ -	$ -	$ -	$ -	$ -	$ -	$ -	0.00%
4	Computer Equipment	$ -	$ -	$ -	$ -	$ -	$ -	$ -	0.00%
5	Capital Improvements - Construction	-	-	-	-	-	-	-	0.00%
	6. Non-CIP Capital Outlay	$ -	$ -	$ -	$ -	$ -	$ -	$ -	0.00%
6	Transfer Out - GF	$ 15,000	$ 12,000	$ 12,000	$ 6,000	$ 12,000	$ 12,000	$ -	0.00%
	7. Transfers	$ 15,000	$ 12,000	$ 12,000	$ 6,000	$ 12,000	$ 12,000	$ -	0.00%
	TOTAL EXPENDITURES & TRANSFERS OUT:	$ 15,000	$ 12,000	$ 12,000	$ 6,000	$ 12,000	$ 12,000	$ -	0.00%
	TOTAL REVENUE & TRANSFERS-IN IN EXCESS (DEFICIT) OVER EXPENDITURES	$ (3,854)	$ 4,035	$ -	$ 3,256	$ 1,884	$ -	$ -	
	ESTIMATED ENDING FUND BALANCE	**$ (1,111)**	**$ 2,925**	**$ 2,577**	**$ 6,181**	**$ 4,809**	**$ 4,809**		

City of Kyle, Texas
Fund Summary Budget Report
COURT SPECIAL REVENUE JUDICIAL TRAINING FUND (1420)

Line No.		Actual 2023-24	Actual 2024-25	Approved Budget 2025-26	Year to Date w/Encumbrance 5/31/2026	Current Year Estimate 2025-26	ICM Proposed Budget 2026-27	Proposed $ Increase (Decrease) From FY 2025-26 Approved Budget	Proposed % Increase (Decrease) From FY 2025-26 Approved Budget
	BEGINNING FUND BALANCE	$ 2,623	$ 2,428	$ 1,311	$ 2,540	$ 2,540	$ 2,638		
	REVENUE:								
1	Judicial Training Fee	$ 128	$ 112	$ 150	$ 65	98	$ 150	$ -	0.00%
	TOTAL REVENUE:	$ 128	$ 112	$ 150	$ 65	$ 98	$ 150	$ -	0.00%
	EXPENDITURES:								
	Training Expenses								
1	Travel-Training & Conferences	$ 250	$ -	$ 1,250	$ -	$ -	$ 1,250	$ -	0.00%
2	Training Supplies	74	-	-	-	-	-	-	0.00%
3	Transfer Out - CSR Security	-	-	-	-	-	-	-	0.00%
	TOTAL EXPENDITURES & TRANSFERS OUT:	$ 324	$ -	$ 1,250	$ -	$ -	$ 1,250	$ -	0.00%
	TOTAL REVENUE & TRANSFERS-IN IN EXCESS (DEFICIT) OVER EXPENDITURES	$ (195)	$ 112	$ (1,100)	$ 65	$ 98	$ (1,100)	$ -	
	ESTIMATED ENDING FUND BALANCE	**$ 2,428**	**$ 2,540**	**$ 211**	**$ 2,605**	**$ 2,638**	**$ 1,538**		

City of Kyle, Texas
Fund Summary Budget Report
COURT SPECIAL REVENUE CHILD SAFETY FUND (1430)

Line No.		Actual 2023-24	Actual 2024-25	Approved Budget 2025-26	Year to Date w/Encumbrance 5/31/2026	Current Year Estimate 2025-26	ICM Proposed Budget 2026-27	Proposed $ Increase (Decrease) From FY 2025-26 Approved Budget	Proposed % Increase (Decrease) From FY 2025-26 Approved Budget
	BEGINNING FUND BALANCE	$ 29,509	$ 31,164	$ 34,004	$ 33,434	$ 33,434	$ 36,357		
	REVENUE:								
1	Child Safety Fee	$ 1,655	$ 2,270	$ 2,000	$ 1,949	$ 2,923	$ 2,000	$ -	0.00%
	TOTAL REVENUE:	$ 1,655	$ 2,270	$ 2,000	$ 1,949	$ 2,923	$ 2,000	$ -	0.00%
	EXPENDITURES:								
1	Child Safety Expenses	$ -	$ -	$ -	$ -	$ -	$ -	$ -	0.00%
	TOTAL EXPENDITURES & TRANSFERS OUT:	$ -	$ -	$ -	$ -	$ -	$ -	$ -	0.00%
	TOTAL REVENUE & TRANSFERS-IN IN EXCESS (DEFICIT) OVER EXPENDITURES	$ 1,655	$ 2,270	$ 2,000	$ 1,949	$ 2,923	$ 2,000	$ -	
	ESTIMATED ENDING FUND BALANCE	**$ 31,164**	**$ 33,434**	**$ 36,004**	**$ 35,383**	**$ 36,357**	**$ 38,357**		

City of Kyle, Texas
Fund Summary Budget Report
DEBT SERVICE FUND (1510)

Line No.		Actual 2023-24	Actual 2024-25	Approved Budget 2025-26	Year to Date w/Encumbrance 5/31/2026	Current Year Estimate 2025-26	ICM Proposed Budget 2026-27	Proposed $ Increase (Decrease) From FY 2025-26 Approved Budget	Proposed % Increase (Decrease) From FY 2025-26 Approved Budget
	BEGINNING FUND BALANCE	$ 363,051	$ (927,382)	$ 1,572,838	$ (1,866,128)	$ (1,866,128)	$ (6,525,086)		
	REVENUE:								
	Property Taxes								
1	Property Taxes - Current	$ 12,156,011	$ 12,270,316	$ 24,285,521	$ 19,207,826	$ 19,406,826	$ 19,591,982	$ (4,693,539)	-19.33%
2	Property Taxes - Delinquent	(101,392)	(1,186)	5,350	(28,323)	(28,323)	5,725	375	7.00%
3	Property Taxes - Rollbacks	10,732	128,103	53,500	38,126	38,126	57,245	3,745	7.00%
4	Property Taxes - P & I	49,127	59,444	26,750	47,251	47,251	28,623	1,873	7.00%
	Total Property Taxes	$ 12,114,478	$ 12,456,677	$ 24,371,121	$ 19,264,879	$ 19,463,879	$ 19,683,574	$ (4,687,547)	-19.23%
	Investment Income & Other								
5	Investment Income	$ -	$ -	$ -	$ -	$ -	$ -	$ -	0.00%
6	Claims and Reimbursement	-	-	-	-	-	-	-	0.00%
7	Refunds	-	-	-	-	-	-	-	0.00%
	Total Investment Income & Other	$ -	$ -	$ -	$ -	$ -	$ -	$ -	0.00%
	Transfer In								
8	Transfer In - Utility Operating	$ -	$ -	$ -	$ -	$ -	$ -	$ -	0.00%
9	Transfer In - General Fund	85,339	-	-	-	-	-	-	0.00%
10	Transfer In - TIRZ #2 Fund	-	-	-	-	-	-	-	0.00%
11	Transfer In - HOT Fund	-	-	-	-	-	-	-	0.00%
12	Transfer In - Water Operating	398,326	454,693	370,003	185,001	370,003	392,028	370,003	100.00%
13	Transfer In - Wastewater Operating	62,173	70,961	57,714	28,857	57,714	61,169	57,714	100.00%
14	Transfer In - 2007 CO Bond Fund	-	-	-	-	-	-	-	0.00%
15	Transfer In - 2008 CO Bond Fund	-	-	-	-	-	-	-	0.00%
16	Transfer In - 2009 Tax Notes	-	-	-	-	-	-	-	0.00%
17	Transfer In - 2010 CO Bond Fund	-	-	-	-	-	-	-	0.00%
18	Transfer In - 2014 Tax Notes	-	-	-	-	-	-	-	0.00%
	Total Transfer In	$ 545,838	$ 525,654	$ 427,717	$ 213,858	$ 427,717	$ 453,197	$ 427,717	100.00%
	TOTAL REVENUE AND TRANSFERS IN:	$ 12,660,316	$ 12,982,331	$ 24,798,838	$ 19,478,737	$ 19,891,596	$ 20,136,771	$ (4,259,830)	-17.18%

		Actual 2023-24	Actual 2024-25	Approved Budget 2025-26	Year to Date w/Encumbrance 5/31/2026	Current Year Estimate 2025-26	ICM Proposed Budget 2026-27	Proposed $ Increase (Decrease) From FY 2025-26 Approved Budget	Proposed % Increase (Decrease) From FY 2025-26 Approved Budget
	EXPENDITURES:								
1	Bank Charges/Paying Agent Fees	$ 6,618	$ 3,650	$ -	$ 2,300	$ 2,500	$ -	$ -	0.00%
2	Bond Defeasance Fee	-	10,000	-	-	-	-	-	0.00%
3	Penalties & Interest	-	-	-	-	-	-	-	0.00%
4	2009 GO Refunding Int	-	-	-	-	-	-	-	0.00%
5	2009 GO Refunding Principal	-	-	-	-	-	-	-	0.00%
6	2010 Series CO Interest	-	-	-	-	-	-	-	0.00%
7	2010 Series CO Principal	-	-	-	-	-	-	-	0.00%
8	2011 GO Refunding Interest	-	-	-	-	-	-	-	0.00%
9	2011 GO Refunding Principal	-	-	-	-	-	-	-	0.00%
10	2013 GO Refunding Interest	30,336	28,275	25,457	12,723	25,457	22,518	(2,939)	-11.54%
11	2013 GO Refunding Principal	68,706	70,712	73,248	-	73,248	76,228	2,980	4.07%
12	2013 Series GO Interest	144,148	114,898	76,748	38,374	76,748	64,748	(12,000)	-15.64%
13	2013 Series GO Principal	275,000	1,285,000	300,000	-	300,000	315,000	15,000	5.00%
14	2014 Tax Notes Interest	-	-	-	-	-	-	-	0.00%
15	2014 Tax Notes Principal	-	-	-	-	-	-	-	0.00%
16	2014 GO Refunding Interest	278,800	235,600	176,200	88,100	176,200	114,400	(61,800)	-35.07%
17	2014 GO Refunding Principal	1,080,000	1,485,000	1,545,000	-	1,545,000	1,605,000	60,000	3.88%
18	2015 GO and Refunding Interest	962,050	881,450	797,450	398,725	797,450	710,050	(87,400)	-10.96%
19	2015 GO and Refunding Principal	2,015,000	2,100,000	2,185,000	-	2,185,000	1,530,000	(655,000)	-29.98%
20	2016 GO Refunding Interest	59,937	46,221	39,252	19,626	39,252	39,252	-	0.00%
21	2016 GO Refunding Principal	449,757	464,625	-	-	-	247,181	247,181	0.00%
22	2017 Series CO Interest	-	-	-	-	-	-	-	0.00%
23	2017 Series CO Principal	-	-	-	-	-	-	-	0.00%
24	2020 Series CO Interest	-	-	-	-	-	-	-	0.00%
25	2020 Series CO Principal	-	-	-	-	-	-	-	0.00%
26	2020 GO Refunding Interest	78,677	60,885	51,053	25,527	51,053	44,424	(6,629)	-12.98%
27	2020 GO Refunding Principal	590,810	302,170	220,990	-	220,990	225,500	4,510	2.04%
28	2022 GO Bond Interest	1,371,550	1,321,300	1,268,550	634,275	1,268,550	1,213,050	(55,500)	-4.38%
29	2022 GO Bond Principal	1,005,000	1,055,000	1,110,000	-	1,110,000	1,165,000	55,000	4.95%
30	2023 GO Bond Interest	3,118,125	2,008,750	1,943,000	971,500	1,943,000	1,874,000	(69,000)	-3.55%
31	2023 GO Bond Principal	1,400,000	1,315,000	1,380,000	-	1,380,000	1,450,000	70,000	5.07%
32	2025 GO Bond Interest	-	-	2,065,500	1,054,667	2,065,500	2,022,500	(43,000)	-2.08%
33	2025 GO Bond Principal	-	-	8,915,000	-	8,915,000	650,000	(8,265,000)	-92.71%
34	2025 CO Bond Interest	-	-	729,125	348,438	729,125	708,250	(20,875)	-2.86%
35	2025 CO Bond Principal	-	-	475,000	-	475,000	465,000	(10,000)	-2.11%
	2. Contractual Services	$ 12,934,513	$ 12,788,535	$ 23,376,572	$ 3,594,254	$ 23,379,072	$ 14,542,101	$ (8,834,472)	-37.79%

		Actual 2023-24	Actual 2024-25	Approved Budget 2025-26	Year to Date w/Encumbrance 5/31/2026	Current Year Estimate 2025-26	ICM Proposed Budget 2026-27	Proposed $ Increase (Decrease) From FY 2025-26 Approved Budget	Proposed % Increase (Decrease) From FY 2025-26 Approved Budget
36	Interfund Transfers Out	$ -	$ -	$ -	$ -	$ -	$ -	$ -	0.00%
37	Transfer Out - 2020 CO Bond Fund	-	-	-	-	-	-	-	0.00%
38	Transfer Out - TIRZ #2	(139,088)	-	-	-	-	-	-	0.00%
39	Transfer Out - TIRZ #1 I&S	523,900	576,290	576,290	288,145	576,290	576,290	-	0.00%
40	Transfer Out - TIRZ #2 I&S	622,786	556,253	595,191	297,595	595,191	636,854	41,663	7.00%
41	Transfer Out - TIRZ #3 I&S	3	-	-	-	-	-	-	0.00%
42	Transfer Out - TIRZ #4 I&S	8,588	-	-	-	-	-	-	0.00%
43	Transfer Out - TIRZ #5 I&S	48	-	-	-	-	-	-	0.00%
44	Transfer Out - TIRZ #6 I&S	-	-	-	-	-	-	-	0.00%
45	Transfer Out - WW Impact	-	-	-	-	-	-	-	0.00%
46	Transfer Out - 2022 GO Road Bond	-	-	-	-	-	-	-	0.00%
	7. Transfers	$ 1,016,236	$ 1,132,543	$ 1,171,481	$ 585,740	$ 1,171,481	$ 1,213,144	$ 41,663	3.56%
	TOTAL EXPENDITURES:	$ 13,950,749	$ 13,921,078	$ 24,548,053	$ 4,179,994	$ 24,550,553	$ 15,755,245	$ (8,792,809)	-35.82%
	TOTAL REVENUE & TRANSFERS-IN IN EXCESS (DEFICIT) OVER EXPENDITURES	$ (1,290,433)	$ (938,747)	$ 250,784	$ 15,298,743	$ (4,658,957)	$ 4,381,527	$ 4,532,978	
	ESTIMATED ENDING FUND BALANCE	**$ (927,382)**	**$ (1,866,128)**	**$ 1,823,622**	**$ 13,432,615**	**$ (6,525,086)**	**$ (2,143,559)**		

City of Kyle, Texas
Fund Summary Budget Report
HEROES MEMORIAL DONATION FUND (1531)

Line No.		Actual 2023-24	Actual 2024-25	Approved Budget 2025-26	Year to Date w/Encumbrance 5/31/2026	Current Year Estimate 2025-26	ICM Proposed Budget 2026-27	Proposed $ Increase (Decrease) From FY 2025-26 Approved Budget	Proposed % Increase (Decrease) From FY 2025-26 Approved Budget
	BEGINNING FUND BALANCE	$ 68,387	$ 68,387	$ 68,387	$ (4,463)	$ (4,463)	$ (4,463)		
	REVENUE:								
1	Hereos Memorial Donations	$ -	$ -	$ -	$ -	-	$ -	$ -	0.00%
	TOTAL REVENUE:	$ -	$ -	$ -	$ -	$ -	$ -	$ -	0.00%
	EXPENDITURES:								
	Non-Departmental								
2	Travel-Training & Conferences	$ -	$ 68,387	$ -	$ -	$ -	$ -	$ -	0.00%
	Total Non-Departmental	$ -	$ 68,387	$ -	$ -	$ -	$ -	$ -	0.00%
	Heroes Memorial								
3	Travel-Training & Conferences	$ -	$ 4,463	$ -	$ -	$ -	$ -	$ -	0.00%
	Total Heroes Memorial	$ -	$ 4,463	$ -	$ -	$ -	$ -	$ -	0.00%
	TOTAL EXPENDITURES & TRANSFERS OUT:	$ -	$ 72,850	$ -	$ -	$ -	$ -	$ -	0.00%
	TOTAL REVENUE & TRANSFERS-IN IN EXCESS (DEFICIT) OVER EXPENDITURES	$ -	$ (72,850)	$ -	$ -	$ -	$ -	$ -	
	ESTIMATED ENDING FUND BALANCE	**$ 68,387**	**$ (4,463)**	**$ 68,387**	**$ (4,463)**	**$ (4,463)**	**$ (4,463)**		

City of Kyle, Texas
Fund Summary Budget Status Report
CIP PARK DEVELOPMENT FUND (1720)

Line No.		Actual 2023-24	Actual 2024-25	Approved Budget 2025-26	Year to Date w/Encumbrance 5/31/2026	Current Year Estimate 2025-26	ICM Proposed Budget 2026-27	Proposed $ Increase (Decrease) From FY 2025-26 Approved Budget	Proposed % Increase (Decrease) From FY 2025-26 Approved Budget
	BEGINNING FUND BALANCE	$ 5,272,403	$ 4,543,652	$ 4,018,420	$ 5,704,932	$ 5,704,932	$ 2,286,690		
	REVENUE:								
	Park Development Fees								
1	Park Development Fees	$ 948,000	$ 702,650	$ 1,500,000	$ 579,000	$ 579,000	$ 550,000	$ (950,000)	-63.33%
2	Park Land Fee	-	-	-	422,300	422,300	-	-	0.00%
3	Revenue - Easement/ROW	-	-	-	-	-	-	-	0.00%
4	Bond Proceeds	-	-	10,000,000	-	-	-	(10,000,000)	-100.00%
	Total Park Development Fees	$ 948,000	$ 702,650	$ 11,500,000	$ 1,001,300	$ 1,001,300	$ 550,000	$ (10,950,000)	-95.22%
	Local Grants								
4	Grant Reimbursement	$ -	$ 32,000	$ -	$ -	$ -	$ -	$ -	0.00%
5	Hays County Support	$ -	$ -	$ -	$ -	$ -	$ -	$ -	0.00%
	Total Local Grants	$ -	$ 32,000	$ -	$ -	$ -	$ -	$ -	0.00%
	Interest/Investment Income								
6	Investment Income	$ 286,014	$ 269,927	$ 200,000	$ 56,253	$ 150,813	$ 20,000	$ (180,000)	-90.00%
	Total Interest/Investment Income	$ 286,014	$ 269,927	$ 200,000	$ 56,253	$ 150,813	$ 20,000	$ (180,000)	-90.00%
	Other								
7	Donations - Parks	$ -	$ -	$ -	$ -	$ -	$ -	$ -	0.00%
8	Transfer In - General Fund	-	2,500,000	-	-	-	-	-	0.00%
9	Transfer In - Hockey Rink Donations Fund	-	-	-	-	-	-	-	0.00%
	Total Other	$ -	$ 2,500,000	$ -	$ -	$ -	$ -	$ -	0.00%
	TOTAL REVENUE AND TRANSFERS IN:	$ 1,234,014	$ 3,504,577	$ 11,700,000	$ 1,057,553	$ 1,152,113	$ 570,000	$ (11,130,000)	-95.13%
	EXPENDITURES:								
	Transfers Out								
10	Transfer Out - Indirect Support Cost (General Fund)	$ -	$ -	$ 114,454	$ 57,227	$ 114,454	$ 114,454	$ -	0.00%
11	Transfer Out - Operating Costs (General Fund)	-	-	102,422	51,211	102,422	102,422	-	0.00%
	Total Transfers Out	$ -	$ -	$ 216,876	$ 108,438	$ 216,876	$ 216,876	$ -	0.00%
	Park Improvements								
12	Park Impv - Other Equipment	$ 242,149	$ -	$ -	$ -	$ -	$ -	$ -	0.00%
13	Real Estate Acquisition	-	-	-	-	-	-	-	0.00%
14	Park Improvements - Waterleaf	13,460	510,446	144,973	(1,373)	244,396	-	(144,973)	-100.00%
15	Park Improvements - Steeplechase	16,994	981,168	305,729	403,250	218,498	750,000	444,271	145.32%
16	Park Improvements - Gregg-Clarke	107,806	6,482	1,435,062	235,062	195,062	-	(1,435,062)	-100.00%
17	Park Improvements - Lake Kyle	64,527	72,270	507,321	173,944	173,944	-	(507,321)	-100.00%
18	Park Improvements - City Square	-	33,765	115,985	115,985	77,604	-	(115,985)	-100.00%

		Actual 2023-24	Actual 2024-25	Approved Budget 2025-26	Year to Date w/Encumbrance 5/31/2026	Current Year Estimate 2025-26	ICM Proposed Budget 2026-27	Increase (Decrease) From FY 2025-26 Approved Budget	Increase (Decrease) From FY 2025-26 Approved Budget
19	Parking Lot Improvements	-	172,479	94,122	94,122	50,000	-	(94,122)	-100.00%
20	Park Improvements - Kyle Pool	3,225	45,117	-	-	-	-	-	0.00%
21	Park Improvements - Ash Pavilion	5,501	-	-	-	-	-	-	0.00%
22	Park Improvements - Plum Creek Trail	2,493	-	-	-	-	-	-	0.00%
23	Festive Lighting - Center St & Center Sq Park	38,737	24,082	-	-	-	-	-	0.00%
24	Festive Lighting - City Wide	81,422	343,277	508,980	518,024	489,457	500,000	(8,980)	-1.76%
25	Kyle Citywide Playground Improvements	-	-	-	-	-	-	-	0.00%
26	Kyle Citywide Park Irrigation System	19	-	-	-	-	-	-	0.00%
27	Kyle Citywide Trail System Improvements	-	-	-	-	-	-	-	0.00%
28	Kensington Trail Development	-	-	-	-	-	-	-	0.00%
29	Kyle Citywide Park Cameras	93,611	-	-	-	-	-	-	0.00%
30	Aeration at Cool Springs & Lineberger Lake	132,309	-	-	-	-	-	-	0.00%
31	Inclusive Playground	-	-	-	-	-	-	-	0.00%
32	KRUG Improvements	18,076	-	82,000	47,000	28,880	-	(82,000)	-100.00%
33	Park Restrooms	695,047	46,903	-	-	-	-	-	0.00%
34	Lake Kensington Park	-	-	-	-	-	-	-	0.00%
35	Plum Creek Trail East	-	-	2,700,000	-	-	-	(2,700,000)	-100.00%
36	Community Gardens	199,859	5,280	-	-	-	-	-	0.00%
37	Mary Kyle Hartson Restroom	-	-	899,759	899,759	150,000	749,759	(150,000)	-16.67%
38	Mary Kyle Hartson Fountain	-	-	140,000	-	-	-	(140,000)	-100.00%
39	Silverado Park Acquisition	-	102,028	-	-	-	-	-	0.00%
	Total Park Improvements	$ 1,715,233	$ 2,343,297	$ 6,933,930	$ 2,485,771	$ 1,627,841	$ 1,999,759	$ (4,934,171)	-71.16%
	Park Improvements - Steeplechase Splash Pad & Assoc. Improvements								
40	Capital Improvements - Construction	$ 247,532	$ -	$ 350,241	$ -	$ -	$ -	$ (350,241)	-100.00%
41	Engineering Services - Capital Outlay	-	-	-	-	-	-	-	0.00%
	Total Park Improvements - Steeplechase Splash Pad	$ 247,532	$ -	$ 350,241	$ -	$ -	$ -	$ (350,241)	-100.00%
	Gregg-Clarke Splash Pad								
42	Gregg-Clarke Splash Pad	$ -	$ -	$ 1,250,000	$ 58,067	$ -	$ -	$ (1,250,000)	-100.00%
	Total Gregg-Clarke Splash Pad	$ -	$ -	$ 1,250,000	$ 58,067	$ -	$ -	$ (1,250,000)	-100.00%
	Skatepark at Gregg-Clarke Park								
42	Capital Improvements - Construction	$ -	$ -	$ 5,315,777	$ 2,815,901	$ 2,697,288	$ -	$ (5,315,777)	-100.00%
	Total Skatepark at Gregg-Clarke Park	$ -	$ -	$ 5,315,777	$ 2,815,901	$ 2,697,288	$ -	$ (5,315,777)	-100.00%
	Arts in Public Places								
43	Arts in Public Places	$ -	$ -	$ 100,000	$ 28,350	$ 28,350	$ -	$ (100,000)	-100.00%
	Total Arts in Public Places	$ -	$ -	$ 100,000	$ 28,350	$ 28,350	$ -	$ (100,000)	-100.00%
	TOTAL EXPENDITURES:	$ 1,962,765	$ 2,343,297	$ 14,166,824	$ 5,496,527	$ 4,570,355	$ 2,216,635	$ (11,950,188)	-84.35%
	TOTAL REVENUE & TRANSFERS-IN IN EXCESS (DEFICIT) OVER EXPENDITURES	$ (728,751)	$ 1,161,280	$ (2,466,824)	$ (4,438,974)	$ (3,418,242)	$ (1,646,635)	$ 820,188	
	ESTIMATED ENDING FUND BALANCE	**$ 4,543,652**	**$ 5,704,932**	**$ 1,551,596**	**$ 1,265,958**	**$ 2,286,690**	**$ 640,054**		

City of Kyle, Texas
Fund Summary Budget Status Report
2015 GO BOND FUND (1920)

	Actual 2023-24	Actual 2024-25	Approved Budget 2025-26	Year to Date w/Encumbrance 5/31/2026	Current Year Estimate 2025-26	ICM Proposed Budget 2026-27	Proposed $ Increase (Decrease) From FY 2025-26 Approved Budget	Proposed % Increase (Decrease) From FY 2025-26 Approved Budget
BEGINNING FUND BALANCE	$ 1,725,148	$ 1,725,148	$ 1,725,148	$ 1,725,148	$ 1,725,148	$ 1,725,148		
Line No.								
REVENUE:								
TOTAL REVENUE:	$ -	$ -	$ -	$ -	$ -	$ -	$ -	0.00%
EXPENDITURES:								
TOTAL EXPENDITURES:	$ -	$ -	$ -	$ -	$ -	$ -	$ -	0.00%
TOTAL REVENUE & TRANSFERS-IN IN EXCESS (DEFICIT) OVER EXPENDITURES	$ -	$ -	$ -	$ -	$ -	$ -	$ -	
ESTIMATED ENDING FUND BALANCE	**$ 1,725,148**	**$ 1,725,148**	**$ 1,725,148**	**$ 1,725,148**	**$ 1,725,148**	**$ 1,725,148**		

City of Kyle, Texas
Fund Summary Budget Status Report
2020 CO BOND (WWTP) FUND (1950)

Line No.		Actual 2023-24	Actual 2024-25	Approved Budget 2025-26	Year to Date w/Encumbrance 5/31/2026	Current Year Estimate 2025-26	ICM Proposed Budget 2026-27	Proposed $ Increase (Decrease) From FY 2025-26 Approved Budget	Proposed % Increase (Decrease) From FY 2025-26 Approved Budget
	BEGINNING FUND BALANCE	$ 1,074,584	$ 1,052,850	$ 1,852,698	$ 1,052,850	$ 1,052,850	$ 1,052,850		
	REVENUE:								
1	Developer Contributions	$ -	$ -	$ -	$ -	$ -	$ -	$ -	0.00%
2	Investment Income	3,624	-	-	-	-	-	-	0.00%
3	Bond Proceeds	-	-	-	-	-	-	-	0.00%
4	Bond Premium	-	-	-	-	-	-	-	0.00%
5	Transfer In - General Fund	-	-	-	-	-	-	-	0.00%
6	Transfer In - Wastewater CIP	-	-	-	-	-	-	-	0.00%
7	Transfer In - I & S Fund	-	-	-	-	-	-	-	0.00%
8	Transfer In - Wastewater Operating	-	-	-	-	-	-	-	0.00%
	TOTAL REVENUE:	$ 3,624	$ -	$ -	$ -	$ -	$ -	$ -	0.00%
	EXPENDITURES:								
	WWTP Expansion								
9	Ribbon Cutting/Groundbreaking Events Supplies	$ -	$ -	$ -	$ -	$ -	$ -	$ -	0.00%
10	Capital Improvement - Construction	-	-	-	-	-	-	-	0.00%
11	Easement & ROW Acquisition	-	-	-	-	-	-	-	0.00%
12	Legal Services - Capital Outlay	-	-	-	-	-	-	-	0.00%
13	Engineering Svc-Capital Outlay	-	-	-	-	-	-	-	0.00%
14	Construction Management-Capital Outlay	-	-	-	-	-	-	-	0.00%
15	Transfer Out - Wastewater Fund	25,358	-	-	-	-	-	-	0.00%
	Total WWTP Expansion	$ 25,358	$ -	$ -	$ -	$ -	$ -	$ -	0.00%
	TOTAL EXPENDITURES:	$ 25,358	$ -	$ -	$ -	$ -	$ -	$ -	0.00%
	TOTAL REVENUE & TRANSFERS-IN IN EXCESS (DEFICIT) OVER EXPENDITURES	$ (21,734)	$ -	$ -	$ -	$ -	$ -	$ -	
	ESTIMATED ENDING FUND BALANCE	**$ 1,052,850**	**$ 1,052,850**	**$ 1,852,698**	**$ 1,052,850**	**$ 1,052,850**	**$ 1,052,850**		

City of Kyle, Texas
Fund Summary Budget Status Report
2020 GO BOND PD/PARKS FUND (1951)

Line No.		Actual 2023-24	Actual 2024-25	Approved Budget 2025-26	Year to Date w/Encumbrance 5/31/2026	Current Year Estimate 2025-26	ICM Proposed Budget 2026-27	Proposed $ Increase (Decrease) From FY 2025-26 Approved Budget	Proposed % Increase (Decrease) From FY 2025-26 Approved Budget
	BEGINNING FUND BALANCE	$ 4,221,327	$ 1,857,540	$ 7,664,797	$ 5,406,225	$ 5,406,225	$ 3,603,087		
	REVENUE:								
1	Investment Income	$ 166,820	$ 17,081	$ -	$ 128,628	$ 218,537	$ 100,000	$ 100,000	77.74%
2	Bond Proceeds	-	6,893,246	-	-	-	-	-	0.00%
3	Bond Premium	-	186,057	-	-	-	-	-	0.00%
4	Hays County Reimbursement	321,334	-	6,210,362	-	-	4,385,000	(1,825,362)	0.00%
5	Transfer In - 2022 General Fund	-	-	-	-	-	-	-	0.00%
6	Transfer In - 2022 GO Bond Fund	-	-	-	-	-	-	-	0.00%
	TOTAL REVENUE:	$ 488,154	$ 7,096,384	$ 6,210,362	$ 128,628	$ 218,537	$ 4,485,000	$ (1,725,362)	-27.78%
	EXPENDITURES:								
	Transfers Out								
7	Transfer Out - Indirect Support Cost (General F	$ -	$ -	$ 79,037	$ 39,518	$ 79,037	$ 79,037	$ -	0.00%
8	Transfer Out - Operating Costs (General Fund)	-	-	70,728	35,364	70,728	70,728	-	0.00%
	Total Transfers Out	$ -	$ -	$ 149,764	$ 74,882	$ 149,764	$ 149,764	$ -	0.00%
	Cost of Issuance								
9	Bank Charges/Paying Agent Fees	$ -	$ 40,112	$ -	$ -	$ -	$ -	$ -	0.00%
10	Underwriter's Discount	-	38,821	-	-	-	-	-	0.00%
	Total Cost of Issuance	$ -	$ 78,933	$ -	$ -	$ -	$ -	$ -	0.00%
	Public Safety Center Building								
11	Travel - City Business	$ -	$ -	$ -	$ -	$ -	$ -	$ -	0.00%
12	Other Contract Services	-	-	-	-	-	-	-	0.00%
13	Furniture, Fixtures, & Equipment	228,760	54,988	11,607	11,607	8,274	-	(11,607)	-100.00%
14	Computer Hardware & Equipment	177,884	-	-	-	-	-	-	0.00%
15	Advertising	-	-	-	-	-	-	-	0.00%
16	Public Notices	-	-	-	-	-	-	-	0.00%
17	Capital Improvement - Construction	1,501,803	-	-	-	-	-	-	0.00%
18	Legal Services - Capital Outlay	-	-	-	-	-	-	-	0.00%
19	Engineering Services - Capital Outlay	-	-	-	-	-	-	-	0.00%
20	Owner's Rep Services - Capital Outlay	-	-	-	-	-	-	-	0.00%
21	Architectural Services - Capital Outlay	8,750	-	-	-	-	-	-	0.00%
	Total Public Safety Center Building	$ 1,917,198	$ 54,988	$ 11,607	$ 11,607	$ 8,274	$ -	$ (11,607)	-100.00%

		Actual 2023-24	Actual 2024-25	Approved Budget 2025-26	Year to Date w/Encumbrance 5/31/2026	Current Year Estimate 2025-26	ICM Proposed Budget 2026-27	Proposed $ Increase (Decrease) From FY 2025-26 Approved Budget	Proposed % Increase (Decrease) From FY 2025-26 Approved Budget
	Recreational Fields								
22	Legal Services - Capital Outlay	$ 7,231	$ -	$ -	$ -	$ -	$ -	$ -	0.00%
23	Capital Improvement - Construction	-	2,111,247	-	-	-	-	-	0.00%
24	Capital Improvement - Construction	-	-	8,750,000	-	-	1,000,000	(7,750,000)	-88.57%
25	Architectural Services - Capital Outlay	93,052	683,185	245,672	2,493,818	1,099,983	1,000,000	754,328	307.05%
	Total Recreational Fields	$ 100,283	$ 2,794,432	$ 8,995,672	$ 2,493,818	$ 1,099,983	$ 2,000,000	$ (6,995,672)	-77.77%
	Plum Creek Recreational Trail East of I-35								
26	Heavy Equipment	$ 249,149	$ -	$ -	$ -	$ -	$ -	$ -	0.00%
27	Legal Services - Capital Outlay	-	-	-	-	-	-	-	0.00%
28	Capital Improvement - Construction	30,334	165,625	2,920,320	89,677	89,677	700,000	(2,220,320)	-76.03%
29	Engineering Services - Capital Outlay	33,308	222,422	301,960	317,960	153,174	100,000	(201,960)	-66.88%
30	Architectural Services - Capital Outlay	-	-	-	-	-	-	-	0.00%
	Total Plum Creek Recreational Trail East of I-35	$ 312,791	$ 388,047	$ 3,222,280	$ 407,637	$ 242,851	$ 800,000	$ (2,422,280)	-75.17%
	Gregg-Clarke Park Incl Skate Park & Amenities								
31	Legal Services - Capital Outlay	$ -	$ -	$ -	$ -	$ -	$ -	$ -	0.00%
32	Capital Improvement - Construction	209,170	231,300	1,310,147	539,300	520,804	-	(1,310,147)	-100.00%
33	Architectural Services - Capital Outlay	-	-	-	-	-	-	-	0.00%
	Total Gregg-Clarke Park Incl Skate Park & Amenit	$ 209,169.54	$ 231,300.00	$ 1,310,147.37	$ 539,300	$ 520,804	$ -	$ (1,310,147)	-100.00%
	Gregg-Clarke Park - Splash Pad								
34	Capital Improvement - Construction	$ 312,500	$ -	$ -	$ -	$ -	$ -	$ -	0.00%
	Total Gregg-Clarke Park - Splash Pad	$ 312,500	$ -	$ -	$ -	$ -	$ -	$ -	0.00%
	TOTAL EXPENDITURES:	$ 2,851,941	$ 3,547,699	$ 13,689,471	$ 3,527,244	$ 2,021,675	$ 2,949,764	$ (10,739,707)	-78.45%
	TOTAL REVENUE & TRANSFERS-IN IN EXCESS (DEFICIT) OVER EXPENDITURES	$ (2,363,787)	$ 3,548,685	$ (7,479,109)	$ (3,398,616)	$ (1,803,138)	$ 1,535,236	$ 9,014,345	
	ESTIMATED ENDING FUND BALANCE	**$ 1,857,540**	**$ 5,406,225**	**$ 185,688**	**$ 2,007,609**	**$ 3,603,087**	**$ 5,138,322**		

City of Kyle, Texas
Fund Summary Budget Status Report
2022 GO ROAD BOND FUND (1952)

Line No.		Actual 2023-24	Actual 2024-25	Approved Budget 2025-26	Year to Date w/Encumbrance 5/31/2026	Current Year Estimate 2025-26	ICM Proposed Budget 2026-27	Proposed $ Increase(Decrease) From FY 2025-26 Approved Budget	Proposed % Increase(Decrease) From FY 2025-26 Approved Budget
	BEGINNING FUND BALANCE	$ 49,389,175	$ 36,850,658	$ 39,540,618	$ 31,227,310	$ 31,227,310	$ (29,148,068)		
	REVENUE:								
1	Investment Income	$ 2,338,522	$ 1,370,240	$ 1,500,000	$ (101,694)	$ 113,290	$ -	$ (1,500,000)	1475.02%
2	Bond Proceeds	-	38,306,754	91,500,000	-	-	-	(91,500,000)	0.00%
3	Bond Premium	-	1,033,943	-	-	-	-	-	0.00%
4	Bond - Accrued Interest	-	-	-	-	-	-	-	0.00%
5	Transfer In - General Fund	-	-	-	-	-	-	-	0.00%
6	Transfer In - I & S Fund	-	-	-	-	-	-	-	0.00%
	TOTAL REVENUE:	$ 2,338,522	$ 40,710,937	$ 93,000,000	$ (101,694)	$ 113,290	$ -	$ (93,000,000)	-100.00%
	EXPENDITURES:								
	Non-Departmental								
7	Services - Consulting/Marketing	$ -	$ -	$ -	$ -	$ -	$ -	$ -	0.00%
8	Transfer Out - General Fund	-	-	-	-	-	-	-	0.00%
9	Transfer Out - Indirect Support Cost (General Func	-	-	826,488	413,244	826,488	826,488	-	0.00%
10	Transfer Out - Operating Costs (General Fund)	-	-	739,604	369,802	739,604	739,604	-	0.00%
11	Transfer Out - 2020 GO Bond Fund	-	3,850,000	-	-	-	-	-	0.00%
	Non-Departmental	$ -	$ 3,850,000	$ 1,566,093	$ 783,046	$ 1,566,092	$ 1,566,093	$ -	0.00%
	Cost of Issuance								
12	Legal Services	$ -	$ -	$ -	$ -	$ -	$ -	$ -	0.00%
13	Bank Charges/Paying Agent Fees	-	222,907	-	-	-	-	-	0.00%
14	Financial Consulting Services	-	-	-	-	-	-	-	0.00%
15	Underwriter's Discount	-	215,733	-	-	-	-	-	0.00%
	Cost of Issuance	$ -	$ 438,640	$ -	$ -	$ -	$ -	$ -	0.00%
	Road Bond Engineering Mgt Svcs								
16	Public Notices	$ -	$ -	$ -	$ -	$ -	$ -	$ -	0.00%
17	Services - Public Education	-	-	-	-	-	-	-	0.00%
18	Legal Services - Capital Outlay	-	-	-	-	-	-	-	0.00%
19	Engineering Services - Capital Outlay	-	-	-	-	-	-	-	0.00%
20	Project Management - Capital Outlay	1,616,521	5,218,257	7,293,659	5,122,947	3,611,764	994,000	(6,299,659)	-86.37%
21	TxDOT Coordination - Capital Outlay	-	62,490	29,830	121,445	54,440	-	(29,830)	-100.00%
22	Public Notices - Capital Outlay	-	-	-	-	-	-	-	0.00%
	Total Road Bond Engineering Mgt Svcs	$ 1,616,521	$ 5,280,747	$ 7,323,489	$ 5,244,392	$ 3,666,204	$ 994,000	$ (6,329,489)	-86.43%

		Actual 2023-24	Actual 2024-25	Approved Budget 2025-26	Year to Date w/Encumbrance 5/31/2026	Current Year Estimate 2025-26	ICM Proposed Budget 2026-27	Proposed $ Increase(Decrease) From FY 2025-26 Approved Budget	Proposed % Increase(Decrease) From FY 2025-26 Approved Budget
	Windy Hill Road (Purple Martin Ave to IH 35 Frontage Rd.)								
23	Public Notices	$ -	$ -	$ -	$ -	$ -	$ -	$ -	0.00%
24	Capital Improvement - Construction	-	-	-	-	-	-	-	0.00%
25	Easement & ROW Acquisition	4,500	234,295	-	-	-	-	-	0.00%
26	Legal Services - Capital Outlay	12,168	37,484	-	42,012	42,012	-	-	0.00%
27	Engineering Services - Capital Outlay	768,266	449,347	9,577,229	10,293,934	5,090,430	5,808,000	(3,769,229)	-39.36%
28	Surveying Services - Capital Outlay	-	-	-	-	-	-	-	0.00%
	Total Windy Hill Road (Purple Martin Ave to IH 35 Fror	$ 784,934	$ 721,127	$ 9,577,229	$ 10,335,946	$ 5,132,442	$ 5,808,000	$ (3,769,229)	-39.36%
	Bebee Road (Frontage Rd to Goforth Rd/CR157								
29	Public Notices	$ -	$ -	$ -	$ -	$ -	$ -	$ -	0.00%
30	Capital Improvement - Construction	-	-	-	-	-	-	-	0.00%
31	Easement & ROW Acquisition	500	17,892	-	1,912,488	1,912,869	-	-	0.00%
32	Legal Services - Capital Outlay	26,566	46,812	-	65,753	65,753	-	-	0.00%
33	Engineering Services - Capital Outlay	1,674,278	3,716,275	26,499,176	3,587,898	2,838,086	1,724,000	(24,775,176)	-93.49%
34	Surveying Services - Capital Outlay	-	100	-	-	-	-	-	0.00%
	Total Bebee Road (Frontage Rd to Goforth Rd/CR157	$ 1,701,344	$ 3,781,078	$ 26,499,176	$ 5,566,139	$ 4,816,708	$ 1,724,000	$ (24,775,176)	-93.49%
	Marketplace Ave. (FM 1626 to Marketplace-Existing)								
35	Public Notices	$ -	$ -	$ -	$ -	$ -	$ -	$ -	0.00%
36	Document Processing/Filing Fee	-	167	-	-	-	-	-	0.00%
37	Capital Improvement - Construction	-	7,170,837	1,422,039	1,456,204	1,318,643	-	(1,422,039)	-100.00%
38	Easement & ROW Acquisition	59,970	192,514	-	-	-	-	-	0.00%
39	Legal Services - Capital Outlay	30,267	11,912	-	3,857	3,857	-	-	0.00%
40	Engineering Services - Capital Outlay	653,561	230,689	24,213	24,213	24,213	-	(24,213)	-100.00%
41	Surveying Services - Capital Outlay	-	-	-	-	-	-	-	0.00%
42	Public Notices - Capital Outlay	130	280	-	-	-	-	-	0.00%
	Total Marketplace Ave. (FM 1626 to Marketplace-Exist	$ 743,927	$ 7,606,399	$ 1,446,252	$ 1,484,274	$ 1,346,713	$ -	$ (1,446,252)	-100.00%
	Kyle Parkway / Lehman Ext (Dacy Ln to Bunton Creek Rd)								
43	Public Notices	$ -	$ -	$ -	$ -	$ -	$ -	$ -	0.00%
44	Relocation Assistance	-	8,939	-	97,991	97,991			
45	Capital Improvement - Construction	-	-	-	3,728	3,728	-	-	0.00%
46	Easement & ROW Acquisition	17,700	4,701,760	-	1,450,843	1,976,158	-	-	0.00%
47	Legal Services - Capital Outlay	49,412	49,381	-	40,093	80,181	-	-	0.00%
48	Engineering Services - Capital Outlay	828,897	1,844,182	9,676,090	916,990	2,279,555	12,887,000	3,210,910	33.18%
49	Surveying Services - Capital Outlay	-	-	-	-	-	-	-	0.00%
	Total Kyle Parkway / Lehman Ext (Dacy Ln to Bunton (	$ 896,009	$ 6,604,263	$ 9,676,090	$ 2,509,646	$ 4,437,612	$ 12,887,000	$ 3,210,910	33.18%
	Bunton Creek Road (Lehman Rd to Porter Cove)								
50	Public Notices	$ -	$ -	$ -	$ -	$ -	$ -	$ -	0.00%
51	Capital Improvement - Construction	-	-	1,264,211	1,264,211	-	-	(1,264,211)	-100.00%
52	Easement & ROW Acquisition	5,000	2,132,784	-	1,822,831	1,722,831	-	-	0.00%
53	Legal Services - Capital Outlay	20,452	54,507	-	46,339	70,509	-	-	0.00%
54	Engineering Services - Capital Outlay	811,607	2,935,402	18,927,201	568,000	568,000	16,607,000	(2,320,201)	-12.26%
55	Surveying Services - Capital Outlay	-	-	-	-	-	-	-	0.00%
	Total Bunton Creek Road (Lehman Rd to Porter Cove)	$ 837,059	$ 5,122,693	$ 20,191,412	$ 3,701,381	$ 2,361,339	$ 16,607,000	$ (3,584,412)	-17.75%

		Actual 2023-24	Actual 2024-25	Approved Budget 2025-26	Year to Date w/Encumbrance 5/31/2026	Current Year Estimate 2025-26	ICM Proposed Budget 2026-27	Proposed $ Increase(Decrease) From FY 2025-26 Approved Budget	Proposed % Increase(Decrease) From FY 2025-26 Approved Budget
	Kohler's Overpass to Seton (Seton Parkway to Kohler's Crossing)								
56	Public Notices	$ -	$ -	$ -	$ -	$ -	$ -	$ -	0.00%
57	Capital Improvement - Construction	-	2,256,156	36,587,232	36,587,232	19,219,791	-	(36,587,232)	-100.00%
58	Easement & ROW Acquisition	5,525,176	-	-	-	-	-	-	0.00%
59	Legal Services - Capital Outlay	23,475	27,428	-	27,309	27,309	-	-	0.00%
60	Engineering Services - Capital Outlay	1,621,999	2,303,163	30,627,345	3,197,523	2,015,900	26,521,000	(4,106,345)	-13.41%
61	Public Notices - Capital Outlay	-	211	-	-	-	-	-	0.00%
	Total Kohler's Overpass to Seton (Seton Parkway to K	$ 7,170,649	$ 4,586,958	$ 67,214,577	$ 39,812,065	$ 21,263,000	$ 26,521,000	$ (40,693,577)	-60.54%
	Center Street-On System (Veterans Dr to Main St)								
62	Public Notices	$ -	$ -	$ -	$ -		$ -	$ -	0.00%
63	Capital Improvement - Construction	-	-	-	-		-	-	0.00%
64	Easement & ROW Acquisition	750	312,577	-	20,345	20,345	-	-	0.00%
65	Legal Services - Capital Outlay	10,112	82,896	-	22,370	22,370	-	-	0.00%
66	Engineering Services - Capital Outlay	537,333	1,626,711	7,383,072	1,648,576	1,081,532	5,258,000	(2,125,072)	-28.78%
67	Surveying Services - Capital Outlay	-	-	-	-	-	-	-	0.00%
	Total Center Street-On System (Veterans Dr to Main S	$ 548,194	$ 2,022,183	$ 7,383,072	$ 1,691,291	$ 1,124,247	$ 5,258,000	$ (2,125,072)	-28.78%
	Old Stagecoach Road								
68	Public Notices	$ -	$ -	$ -	$ -	$ -	$ -	$ -	0.00%
69	Demolition/Lot Cleaning	-	61,288	-	-	-	-	-	0.00%
70	Tree Location - Capital Outlay	-	35,000	1,746,000	813,214	$ 813,214	-		0.00%
70	Relocation Assistance	-	61,664	-	-		-		0.00%
71	Capital Improvement - Construction	-	11,000	-	23,349,792	8,779,883	-	-	0.00%
72	Easement & ROW Acquisition	3,000	1,090,930	-	1,065,647	1,210,993	-	-	0.00%
73	Legal Services - Capital Outlay	38,431	74,583	278,282	306,197	306,197	-	(278,282)	-100.00%
74	Engineering Services - Capital Outlay	533,971	4,985,493	32,483,801	4,239,301	3,664,023	29,925,000	(2,558,801)	-7.88%
75	Surveying Services - Capital Outlay	3,000	-	-	-	-	-	-	0.00%
76	Public Notices - Capital Outlay	-	239	-	-	-	-	-	0.00%
	Total Old Stagecoach Road	$ 578,402	$ 6,320,197	$ 34,508,083	$ 29,774,152	$ 14,774,310	$ 29,925,000	$ (2,837,083)	-8.22%
	TOTAL EXPENDITURES:	$ 14,877,040	$ 46,334,285	$ 185,385,474	$ 100,902,332	$ 60,488,668	$ 101,290,093	$ (82,349,381)	-44.42%
	TOTAL REVENUE & TRANSFERS-IN IN EXCESS (DEFICIT) OVER EXPENDITURES	$ (12,538,518)	$ (5,623,348)	$ (92,385,474)	$ (101,004,025)	$ (60,375,378)	$ (101,290,093)	$ (10,650,619)	
	ESTIMATED ENDING FUND BALANCE	**$ 36,850,658**	**$ 31,227,310**	**$ (52,844,856)**	**$ (69,776,716)**	**$ (29,148,068)**	**$ (130,438,161)**		

City of Kyle, Texas
Fund Summary Budget Status Report
CO BOND SERIES FOR (WWTP) FUND (1953)

Line No.		Actual 2023-24	Actual 2024-25	Approved Budget 2025-26	Year to Date w/Encumbrance 5/31/2026	Current Year Estimate 2025-26	ICM Proposed Budget 2026-27	Proposed $ Increase (Decrease) From FY 2025-26 Approved Budget	Proposed % Increase (Decrease) From FY 2025-26 Approved Budget
	BEGINNING FUND BALANCE	$ (368,970)	$ (2,913,904)	$ (7,703,060)	$ (13,804,631)	$ (13,804,631)	$ (75,117,236)		
	REVENUE:								
1	Developer Contributions	$ -	$ -	$ -	$ -	$ -	$ -	$ -	0.00%
2	Investment Income	-	-	-	1,703	1,703	-	-	0.00%
3	Bond Proceeds	-	-	88,000,000	-	-	-	(88,000,000)	0.00%
4	Bond Premium	-	-	-	-	-	-	-	0.00%
5	Transfer In - General Fund	-	-	-	-	-	-	-	0.00%
	TOTAL REVENUE:	$ -	$ -	$ 88,000,000	$ 1,703	$ 1,703	$ -	$ (88,000,000)	-100.00%
	EXPENDITURES:								
	Transfers Out								
6	Transfer Out - Water Fund	$ 2,544,934	$ 10,657,287	$ -	$ -	$ -	-	-	0.00%
	Total Transfers Out	$ 2,544,934	$ 10,657,287	$ -	$ -	$ -	$ -	$ -	0.00%
	General Debt I&S								
7	2025 CO Bond Interest	$ -	$ 86,576	$ -	$ 236,846	$ -	476,760	476,760	0.00%
	Total General Debt I&S	$ -	$ 86,576	$ -	$ 236,846	$ -	$ 476,760	$ 476,760	0.00%
	Cost of Issuance								
8	Legal Services	$ -	$ -	$ -	$ -	$ -	$ -	$ -	0.00%
9	Bank Charges/Paying Agent Fees	-	65,520	-	-	-	-	-	0.00%
10	Financial Consulting Services	-	-	-	-	-	-	-	0.00%
11	Underwriter's Discount	-	81,344	-	-	-	-	-	0.00%
	Total Cost of Issuance	$ -	$ 146,864	$ -	$ -	$ -	$ -	$ -	0.00%
	WWTP Expansion PH II, 9 MGD								
12	Ribbon Cutting/Groundbreaking Events Supplies	$ -	$ -	$ -	$ -	$ -	$ -	$ -	0.00%
13	Capital Improvement - Construction	-	-	-	-	-	48,000,000	48,000,000	0.00%
14	Easement & ROW Acquisition	-	-	-	-	-	-	-	0.00%
15	Legal Services - Capital Outlay	-	-	-	-	-	-	-	0.00%
16	Engineering Services - Capital Outlay	-	-	88,517,105	81,954,459	60,034,963	2,000,000	(86,517,105)	-97.74%
17	Construction Management - Capital Outlay	-	-	-	-	500,000	-	-	0.00%
18	Survey Services - Capital Outlay	-	-	-	-	-	-	-	0.00%
19	Public Notices - Capital Outlay	-	-	-	-	-	-	-	0.00%
	Total WWTP Expansion	$ -	$ -	$ 88,517,105	$ 81,954,459	$ 60,534,963	$ 50,000,000	$ (38,517,105)	-43.51%

		Actual 2023-24	Actual 2024-25	Approved Budget 2025-26	Year to Date w/Encumbrance 5/31/2026	Current Year Estimate 2025-26	ICM Proposed Budget 2026-27	Proposed $ Increase (Decrease) From FY 2025-26 Approved Budget	Proposed % Increase (Decrease) From FY 2025-26 Approved Budget
	WWTP Access Road								
20	Legal Services	$ -	$ -	$ 244,602	$ 244,602	$ 213,782	$ -	$ (244,602)	-100.00%
21	Bank Charges/Paying Agent Fees	-	-	19,443	19,443	2,984	-	(19,443)	-100.00%
	Total WWTP Access Road	$ -	$ -	$ 264,045	$ 264,045	$ 216,766	$ -	$ (264,045)	-100.00%
	WWTP Interceptor Improvement (48" upgrade)								
22	Capital Improvement - Construction	$ -	$ -	$ -	$ 257,243	$ 257,243	$ 10,000,000	$ 10,000,000	0.00%
23	Engineering Services - Capital Outlay	-	-	-	26,868	26,868	-	-	0.00%
23	Public Notices - Capital Outlay	-	-	229,083	229,083	229,083	-	(229,083)	-100.00%
24	Public Notices - Capital Outlay	-	-	33,024,385	49,385	49,385	-	(33,024,385)	-100.00%
	Total WWTP Interceptor Improvement (48" upgrade)	$ -	$ -	$ 33,253,468	$ 562,580	$ 562,580	$ 10,000,000	$ (23,253,468)	-69.93%
	TOTAL EXPENDITURES:	$ 2,544,934	$ 10,890,728	$ 122,034,618	$ 83,017,929	$ 61,314,308	$ 60,476,760	$ (61,770,573)	-50.62%
	TOTAL REVENUE & TRANSFERS-IN IN EXCESS (DEFICIT) OVER EXPENDITURES	$ (2,544,934)	$ (10,890,728)	$ (34,034,618)	$ (83,016,226)	$ (61,312,605)	$ (60,476,760)	$ (26,229,427)	
	ESTIMATED ENDING FUND BALANCE	**$ (2,913,904)**	**$ (13,804,631)**	**$ (41,737,678)**	**$ (96,820,858)**	**$ (75,117,236)**	**$ (135,593,997)**		

City of Kyle, Texas
Fund Summary Budget Status Report
CO BOND SERIES FOR (INTERSECTIONS) FUND (1954)

Line No.		Actual 2023-24	Actual 2024-25	Approved Budget 2025-26	Year to Date w/Encumbrance 5/31/2026	Current Year Estimate 2025-26	ICM Proposed Budget 2026-27	Proposed $ Increase(Decrease) From FY 2025-26 Approved Budget	Proposed % Increase(Decrease) From FY 2025-26 Approved Budget
	BEGINNING FUND BALANCE	$ -	$ -	$ -	$ 4,467,668	$ 4,467,668	$ 3,022,949		
	REVENUE:								
1	Investment Income	$ -	$ -	$ -	$ 96,840	$ 205,356	$ -	$ -	0.00%
2	Bond Proceeds	-	14,630,000	-	-	-	-	-	0.00%
3	Bond Premium	-	525,142	-	-	-	-	-	0.00%
	TOTAL REVENUE:	$ -	$ 15,155,142	$ -	$ 96,840	$ 205,356	$ -	$ -	0.00%
	EXPENDITURES:								
	Cost of Issuance								
4	Bank Charges/Paying Agent Fees	-	69,191	-	-	-	-	-	0.00%
5	Underwriter's Discount	-	85,903	-	-	-	-	-	0.00%
	Cost of Issuance	$ -	$ 155,094	$ -	$ -	$ -	$ -	$ -	0.00%
	1500 Dacy Ln								
6	Real Estate Acquisition	$ -	$ 3,495,651	$ -	$ -	$ -	$ -	$ -	0.00%
7	Capital Improvements - Construction	-	-	2,970,000	-	-	-	(2,970,000)	-100.00%
8	Legal Services - Capital Outlay	-	17,747	6,133	-	-	-	(6,133)	-100.00%
9	Survey Services - Capital Outlay	-	4,000	-	-	-	-	-	0.00%
	Total 1500 Dacy Ln	$ -	$ 3,517,398	$ 2,976,133	$ -	$ -	$ -	$ (2,976,133)	-100.00%
	Property Acquisition - 208 & 246 Republic Drive								
10	Public Notices	$ -	$ 191,457	$ -	$ -	$ -	$ -	$ -	0.00%
11	Capital Improvement - Construction	-	1,907,901	-	-	-	-	-	0.00%
12	Easement & ROW Acquisition	-	1,195,256	114,076	49,942	49,942	-	(114,076)	-100.00%
13	Legal Services - Capital Outlay	-	2,000	-	-	-	-	-	0.00%
	Total Property Acquisition - 208 & 246 Republic Drive	$ -	$ 3,296,614	$ 114,076	$ 49,942	$ 49,942	$ -	$ (114,076)	-100.00%
	Intersection Improvements (Parent Account)								
14	Engineering Services - Capital Outlay	$ -	$ -	$ 1,000,000	$ 151,184	$ 316,982	$ -	$ (1,000,000)	-100.00%
	Total Intersection Improvements (Parent Account)	$ -	$ -	$ 1,000,000	$ 151,184	$ 316,982	$ -	$ (1,000,000)	-100.00%
	Traffic Improvements for Kyle Crossing at Kohlers Crossing (Roundabout)								
15	Capital Improvements - Construction	$ -	$ 3,645	$ -	$ -	$ -	$ -	$ -	0.00%
16	Engineering Services - Capital Outlay	-	-	1,977,130	752,980	716,554	-	(1,977,130)	-100.00%
17	Public Notices - Capital Outlay	-	200	-	-	-	-	-	0.00%
	Total Traffic Improvements for Kyle Crossing at Kohler	$ -	$ 3,845	$ 1,977,130	$ 752,980	$ 716,554	$ -	$ (1,977,130)	-100.00%

		Actual 2023-24	Actual 2024-25	Approved Budget 2025-26	Year to Date w/Encumbrance 5/31/2026	Current Year Estimate 2025-26	ICM Proposed Budget 2026-27	Proposed $ Increase(Decrease) From FY 2025-26 Approved Budget	Proposed % Increase(Decrease) From FY 2025-26 Approved Budget
	Traffic Improvements for Marketplace Ave at Kohlers Crossing (Roundabout)								
18	Engineering Services - Capital Outlay	$ -	$ -	$ 1,977,130	$ 752,980	$ 456,053	$ -	$ (1,977,130)	-100.00%
19	Public Notices - Capital Outlay	-	158	-	-	-	-	-	0.00%
	Total Traffic Improvements for Marketplace Ave at Kol	$ -	$ 158	$ 1,977,130	$ 752,980	$ 456,053	$ -	$ (1,977,130)	-100.00%
	Roundabouts/Corridor Beautifications								
20	Capital Improvements - Construction	$ -	$ -	$ 45,500	$ 45,500	$ 5,827	$ -	$ (45,500)	-100.00%
21	Engineering Services - Capital Outlay	-	51,903	1,066,347	66,347	40,550	-	(1,066,347)	-100.00%
	Total Roundabouts/Corridor Beautifications	$ -	$ 51,903	$ 1,111,847	$ 111,847	$ 46,376	$ -	$ (1,111,847)	-100.00%
	Traffic Improvements for Dacy Lane at Downing (Roundabout)								
22	Capital Improvements - Construction	$ -	$ -	$ 700,000	$ 81,243	$ 64,169	$ -	$ (700,000)	-100.00%
	Total Traffic Improvements for Dacy Lane at Downing	$ -	$ -	$ 700,000	$ 81,243	$ 64,169	$ -	$ (700,000)	-100.00%
	Kyle Animal Shelter								
23	Feasibility Study	$ -	$ 69,274	$ 27,246	$ -	$ -	$ -	$ (27,246)	-100.00%
	Total Kyle Animal Shelter	$ -	$ 69,274	$ 27,246	$ -	$ -	$ -	$ (27,246)	-100.00%
	Lake Kensington Project								
24	Capital Improvement - Construction	$ -	$ -	$ -	$ -	$ -	$ -	$ -	0.00%
25	Engineering Services - Capital Outlay	-	87,858	5,564,464	-	-	-	(5,564,464)	-100.00%
26	Public Notices - Capital Outlay	-	209	-	-	-	-	-	0.00%
	Total Lake Kensington Project	$ -	$ 88,067	$ 5,564,464	$ -	$ -	$ -	$ (5,564,464)	-100.00%
	TOTAL EXPENDITURES:	$ -	$ 7,182,354	$ 15,448,025	$ 1,900,176	$ 1,650,075	$ -	$ (15,448,025)	-100.00%
	TOTAL REVENUE & TRANSFERS-IN IN EXCESS (DEFICIT) OVER EXPENDITURES	$ -	$ 7,972,788	$ (15,448,025)	$ (1,803,336)	$ (1,444,719)	$ -	$ 15,448,025	
	ESTIMATED ENDING FUND BALANCE	**$ -**	**$ 4,467,668**	**$ (15,448,025)**	**$ 2,664,333**	**$ 3,022,949**	**$ 3,022,949**		

City of Kyle, Texas
Fund Summary Budget Status Report
CO BOND SERIES FOR (WATER UTILITIES) FUND (1955)

Line No.		Actual 2023-24	Actual 2024-25	Approved Budget 2025-26	Year to Date w/Encumbrance 5/31/2026	Current Year Estimate 2025-26	ICM Proposed Budget 2026-27	Proposed $ Increase(Decrease) From FY 2025-26 Approved Budget	Proposed % Increase(Decrease) From FY 2025-26 Approved Budget
	BEGINNING FUND BALANCE	$ -	$ -	$ -	$ (18,216,047)	$ (18,216,047)	$ (48,737,084)		
	REVENUE:								
1	Investment Income	$ -	$ -	$ -	$ 315,962	$ 661,338	$ -	$ -	0.00%
2	Bond Proceeds	-	-	-	-	-	-	-	0.00%
3	Bond Premium	-	-	-	-	-	-	-	0.00%
	TOTAL REVENUE:	$ -	$ -	$ -	$ 315,962	$ 661,338	$ -	$ -	0.00%
	EXPENDITURES:								
	Non-Departmental								
2	Transfer Out - Water Fund	$ -	$ 17,553,768	$ -	$ -	$ -	$ -	$ -	0.00%
	Non-Departmental	$ -	$ 17,553,768	$ -	$ -	$ -	$ -	$ -	0.00%
	General Debt I&S								
3	2025 CO Bond Interest	$ -	$ 245,643	$ -	$ 671,867	$ 671,867	$ -	$ -	0.00%
	General Debt I&S	$ -	$ 245,643	$ -	$ 671,867	$ 671,867	$ -	$ -	0.00%
	Cost of Issuance								
4	Bank Charges/Paying Agent Fees	$ -	$ 185,871	$ -	$ -	$ -	$ -	$ -	0.00%
5	Underwriter's Discount	-	230,764	-	-	-	-	-	0.00%
	Cost of Issuance	$ -	$ 416,636	$ -	$ -	$ -	$ -	$ -	0.00%
	Automated Metering Infrastructure								
6	Automated Metering Infrastructure	$ -	$ -	$ 2,941,644	$ 503,631	$ 503,631	$ -	$ (2,941,644)	-100.00%
	Total Automated Metering Infrastructure	$ -	$ -	$ 2,941,644	$ 503,631	$ 503,631	$ -	$ (2,941,644)	-100.00%
	Waterline from Anthem to FM 2770 and Kohler's Crossing (16-inch)								
7	Water Line Upgrades/Replacement	$ -	$ -	$ 2,602,827	$ 108,135	$ 77,271	$ 3,600,000	$ 997,173	38.31%
8	Easement & ROW Acquisition	-	-	134,279	-	-	-	(134,279)	-100.00%
9	Legal Services - Capital Outlay	-	-	-	595	595	-	-	0.00%
	Total Waterline from Anthem to FM 2770 and Kohler's	$ -	$ -	$ 2,737,106	$ 108,730	$ 77,866	$ 3,600,000	$ 862,894	31.53%
	Aquifer Storage & Recovery Early Works Program								
10	Engineering Services - Capital Outlay	$ -	$ -	$ 4,800,000	$ -	$ -	$ -	$ (4,800,000)	-100.00%
	Total Aquifer Storage & Recovery Early Works Progra	$ -	$ -	$ 4,800,000	$ -	$ -	$ -	$ (4,800,000)	-100.00%
	ARWA 3rd Take-point								
11	Capital Improvement - Construction	$ -	$ -	$ 15,000,000	$ -	$ 578,592	$ -	$ (15,000,000)	-100.00%
	Total ARWA 3rd Take-point	$ -	$ -	$ 15,000,000	$ -	$ 578,592	$ -	$ (15,000,000)	-100.00%

		Actual 2023-24	Actual 2024-25	Approved Budget 2025-26	Year to Date w/Encumbrance 5/31/2026	Current Year Estimate 2025-26	ICM Proposed Budget 2026-27	Proposed $ Increase(Decrease) From FY 2025-26 Approved Budget	Proposed % Increase(Decrease) From FY 2025-26 Approved Budget
	FM 1626 GST & Pump Station Improvements Phase 1								
12	Pump Station Improvements	$ -	$ -	$ 37,383,786	$ 28,270,432	$ 28,270,432	$ -	$ (37,383,786)	-100.00%
13	Easement & ROW Acquisition	-	-	-	56,302	56,302	-	-	0.00%
14	Legal Services - Capital Outlay	-	-	-	5,796	5,796	-	-	0.00%
	Total FM 1626 GST & Pump Station Improvements Ph	$ -	$ -	$ 37,383,786	$ 28,332,530	$ 28,332,530	$ -	$ (37,383,786)	-100.00%
	FM 1626 Transmission Line Project								
15	Engineering Services - Capital Outlay	$ -	$ -	$ 16,217,889	$ 717,889	$ 1,017,889	$ 6,500,000	$ (9,717,889)	-59.92%
	Total FM 1626 Transmission Line Project	$ -	$ -	$ 16,217,889	$ 717,889	$ 1,017,889	$ 6,500,000	$ (9,717,889)	-59.92%
	TOTAL EXPENDITURES:	$ -	$ 18,216,047	$ 79,080,425	$ 30,334,648	$ 31,182,375	$ 10,100,000	$ (68,980,425)	-87.23%
	TOTAL REVENUE & TRANSFERS-IN IN EXCESS (DEFICIT) OVER EXPENDITURES	$ -	$ (18,216,047)	$ (79,080,425)	$ (30,018,685)	$ (30,521,037)	$ (10,100,000)	$ 68,980,425	
	ESTIMATED ENDING FUND BALANCE	**$ -**	**$ (18,216,047)**	**$ (79,080,425)**	**$ (48,234,732)**	**$ (48,737,084)**	**$ (58,837,084)**		

City of Kyle, Texas
Fund Summary Budget Status Report
CO BOND SERIES FOR (PARKS) FUND (1956)

Line No.		Actual 2023-24	Actual 2024-25	Approved Budget 2025-26	Year to Date w/Encumbrance 5/31/2026	Current Year Estimate 2025-26	ICM Proposed Budget 2026-27	Proposed $ Increase (Decrease) From FY 2025-26 Approved Budget	Proposed % Increase (Decrease) From FY 2025-26 Approved Budget
	BEGINNING FUND BALANCE	$ -	$ -	$ -	$ 3,505,120	$ 3,505,120	$ (1,106,838)		
	REVENUE:								
1	Investment Income	$ -	$ -	$ -	$ 33,181	$ 50,000	$ -	$ -	0.00%
	TOTAL REVENUE:	$ -	$ -	$ -	$ 33,181	$ 50,000	$ -	$ -	0.00%
	EXPENDITURES:								
	208 & 246 Republic Drive								
2	Office Furniture (>$5k)	$ -	$ -	$ -	$ 4,963	$ -	$ -	$ -	0.00%
3	Building Improvements	-	-	-	114,076	54,904	-	-	0.00%
	Total 208 & 246 Republic Drive	$ -	$ -	$ -	$ 119,039	$ 54,904	$ -	$ -	0.00%
	Lake Kensington Project								
4	Engineering Services - Capital Outlay	$ -	$ -	$ -	$ 564,464	$ 564,464	$ 447,469	$ 447,469	0.00%
5	Public Notices - Capital Outlay	-	-	-	-	-	-	-	0.00%
	Total Lake Kensington Project	$ -	$ -	$ -	$ 564,464	$ 564,464	$ 447,469	$ 447,469	0.00%
	Kyle Senior Community Center 1500 Dacy Lane								
6	Building Improvements	$ -	$ -	$ -	$ 2,252,890	$ 3,335,796	$ -	$ -	0.00%
7	Real Estate Acquisition	-	-	-	96,468	236,525	-	-	0.00%
8	Capital Improvements - Construction	-	-	-	464,135	464,135	-	-	0.00%
9	Legal Services - Capital Outlay	-	-	-	6,133	6,133	-	-	0.00%
	Total Kyle Senior Community Center 1500 Dacy Lane	$ -	$ -	$ -	$ 2,819,626	$ 4,042,589	$ -	$ -	0.00%
	TOTAL EXPENDITURES:	$ -	$ -	$ -	$ 3,503,129	$ 4,661,958	$ 447,469	$ 447,469	0.00%
	TOTAL REVENUE & TRANSFERS-IN IN EXCESS (DEFICIT) OVER EXPENDITURES	$ -	$ -	$ -	$ (3,469,947)	$ (4,611,958)	$ (447,469)	$ (447,469)	
	ESTIMATED ENDING FUND BALANCE	**$ -**	**$ -**	**$ -**	**$ 35,173**	**$ (1,106,838)**	**$ (1,554,307)**		

City of Kyle, Texas
Fund Summary Budget Status Report
ANIMAL SHELTER FUND (1957)

Line No.		Actual 2023-24	Actual 2024-25	Approved Budget 2025-26	Year to Date w/Encumbrance 5/31/2026	Current Year Estimate 2025-26	ICM Proposed Budget 2026-27	Proposed $ Increase (Decrease) From FY 2025-26 Approved Budget	Proposed % Increase (Decrease) From FY 2025-26 Approved Budget
	BEGINNING FUND BALANCE	$ -	$ -	$ -	$ -	$ -	$ (38,417)		
	REVENUE:								
1	Investment Income	$ -	$ -	$ -	$ -	$ -	$ -	$ -	0.00%
	TOTAL REVENUE:	$ -	$ -	$ -	$ -	$ -	$ -	$ -	0.00%
	EXPENDITURES:								
	Animal Shelter								
2	Feasibility Study	$ -	$ -	$ -	$ 27,246	$ 27,246	$ -	$ -	0.00%
3	Engineering Services - Capital Outlay	-	-	-	11,171	11,171	-	-	0.00%
	Total Animal Shelter	$ -	$ -	$ -	$ 38,417	$ 38,417	$ -	$ -	0.00%
	TOTAL EXPENDITURES:	$ -	$ -	$ -	$ 38,417	$ 38,417	$ -	$ -	0.00%
	TOTAL REVENUE & TRANSFERS-IN IN EXCESS (DEFICIT) OVER EXPENDITURES	$ -	$ -	$ -	$ (38,417)	$ (38,417)	$ -	$ -	
	ESTIMATED ENDING FUND BALANCE	**$ -**	**$ -**	**$ -**	**$ (38,417)**	**$ (38,417)**	**$ (38,417)**		

City of Kyle, Texas
Fund Summary Budget Status Report
WATER CIP IMPACT FEE FUND (3320)

Line No.		Actual 2023-24	Actual 2024-25	Approved Budget 2025-26	Year to Date w/Encumbrance 5/31/2026	Current Year Estimate 2025-26	ICM Proposed Budget 2026-27	Proposed $ Increase (Decrease) From FY 2025-26 Approved Budget	Proposed % Increase (Decrease) From FY 2025-26 Approved Budget
	FUND BALANCE	$ 25,902,694	$ 19,838,187	$ 20,297,328	$ 26,844,595	$ 26,844,595	$ 15,459,182		
	REVENUE:								
1	Water Impact Fees	$ 6,411,314	$ 4,955,107	$ 6,700,000	$ 2,946,363	$ 4,558,111	$ 4,250,000	$ (2,450,000)	-36.57%
2	Developer Contributions	2,309,038	-	-	-	-	-	-	0.00%
3	PID Tribute Fee	-	-	-	-	-	-	-	0.00%
4	Investment Income	1,577,863	411,114	1,000,000	413,120	779,600	450,000	(550,000)	-55.00%
5	Bond Proceeds	-	-	57,000,000	-	-	-	(57,000,000)	-100.00%
6	Transfer In - Water Operating Fund	-	6,451,165	-	-	-	-	-	0.00%
7	Transfer In - Water CIP Fund	-	-	-	-	-	-	-	0.00%
	TOTAL REVENUE:	$ 10,298,215	$ 11,817,386	$ 64,700,000	$ 3,359,483	$ 5,337,711	$ 4,700,000	$ (60,000,000)	-92.74%
	EXPENDITURES:								
	Transfers Out								
8	Transfer Out - Indirect Support Cost (General Fund)	$ -	$ -	$ 532,767	$ 266,384	$ 532,767	$ 532,767	$ -	0.00%
	Transfer Out - Operating Costs (General Fund)	-	-	476,760	238,380	476,760	476,760	-	0.00%
9	Transfer Out - Water Fund	16,172,819	4,789,712	-	-	-	-	-	0.00%
	Total Transfers Out	$ 16,172,819	$ 4,789,712	$ 1,009,528	$ 504,764	$ 1,009,528	$ 1,009,528	$ -	0.00%
	Kyle Water Utilities Land Acquisition								
10	Kyle Water Utilities Land Acquisition	$ -	$ -	$ 15,065,184	$ 229,184	$ 192,330	$ -	$ (15,065,184)	-100.00%
11	Legal Services - Capital Outlay	-	-	-	3,655	3,655	-	-	0.00%
	Total Kyle Water Utilities Land Acquisition	$ -	$ -	$ 15,065,184	$ 232,839	$ 195,985	$ -	$ (15,065,184)	-100.00%
	Fence Replacement at Water Facilities								
12	Fence Replacement at Water Facilities	$ -	$ -	$ 1,004,899	$ 23,399	$ 23,399	$ -	$ (1,004,899)	-100.00%
	Total Fence Replacement at Water Facilities	$ -	$ -	$ 1,004,899	$ 23,399	$ 23,399	$ -	$ (1,004,899)	-100.00%
	Scada System Upgrades/Replacement								
13	Scada System Upgrades/Replacement	$ -	$ -	$ 3,624,276	$ 2,642,558	$ 2,642,558	$ -	$ (3,624,276)	-100.00%
	Total Scada System Upgrades/Replacement	$ -	$ -	$ 3,624,276	$ 2,642,558	$ 2,642,558	$ -	$ (3,624,276)	-100.00%
					$ -				
	Water Line Improvements								
14	Water Line Upgrades/Replacement	$ -	$ -	$ 1,520,788	$ 671,373	$ 589,374	$ 500,000	$ (1,020,788)	-67.12%
	Total Automated Metering Infrastructure	$ -	$ -	$ 1,520,788	$ 671,373	$ 589,374	$ 500,000	$ (1,020,788)	-67.12%
	Old Highway 81 Waterline								
15	Capital Improvements - Construction	$ -	$ -	$ -	$ -	$ -	$ 1,000,000	$ 1,000,000	0.00%
	Total Old Highway 81 Waterline	$ -	$ -	$ -	$ -	$ -	$ 1,000,000	$ 1,000,000	0.00%

		Actual 2023-24	Actual 2024-25	Approved Budget 2025-26	Year to Date w/Encumbrance 5/31/2026	Current Year Estimate 2025-26	ICM Proposed Budget 2026-27	Proposed $ Increase (Decrease) From FY 2025-26 Approved Budget	Proposed % Increase (Decrease) From FY 2025-26 Approved Budget
	Water Tank Rehabilitation								
16	Advertising	$ -	$ -	$ -	$ -	$ -	$ -	$ -	0.00%
17	Ground/Elevated Storage Tank - Rehab	-	-	500,000	17,450	17,450	150,000	(350,000)	-70.00%
	Total Water Tank Rehabilitation	$ -	$ -	$ 500,000	$ 17,450	$ 17,450	$ 150,000	$ (350,000)	-70.00%
	Water Tank (Anthem) - Plum Creek Development								
18	Ground/Elevated Storage Tank	$ -	$ -	$ 95,940	$ 529,430	$ 698,957	$ -	$ (95,940)	-100.00%
	Total Water Tank (Anthem) - Plum Creek Developmer	$ -	$ -	$ 95,940	$ 529,430	$ 698,957	$ -	$ (95,940)	-100.00%
	Yarrington & Lehman Pump Stations								
19	Engineering Services - Capital Outlay	$ -	$ -	$ 404,510	$ 4,510	$ 23,960	$ 400,000	$ (4,510)	-1.11%
	Total Water Impact Fee Study/Update	$ -	$ -	$ 404,510	$ 4,510	$ 23,960	$ 400,000	$ (4,510)	-1.11%
	CR158 (Waterstone) EST & GST Water Tanks								
20	Capital Improvements - Construction	$ -	$ -	$ 8,854,029	$ 6,192,274	$ 6,192,274	$ -	$ (8,854,029)	-100.00%
21	Legal Services - Capital Outlay	-	-	-	-	-	-	-	0.00%
21	Engineering Services - Capital Outlay	-	-	449,671	449,671	449,671	-	(449,671)	-100.00%
22	Public Notices - Capital Outlay	-	-	-	-	-	-	-	0.00%
	Total CR158 (Waterstone) EST & GST Water Tanks	$ -	$ -	$ 9,303,700	$ 6,641,944	$ 6,641,944	$ -	$ (9,303,700)	-100.00%
	Generators for Water Pump Station Sites								
23	Capital Improvements - Construction	$ -	$ -	$ -	$ -	$ 438,434	$ -	$ -	0.00%
24	Heavy Equipment	-	-	-	267,048	267,048	1,325,757	1,325,757	0.00%
25	Engineering Services - Capital Outlay	-	-	1,436,084	1,808,709	44,518	-	(1,436,084)	-100.00%
	Total Generators for Water Pump Station Sites	$ -	$ -	$ 1,436,084	$ 2,075,757	$ 750,000	$ 1,325,757	$ (110,328)	-7.68%
	Post Oak EST 24" Waterline								
26	Engineering Services - Capital Outlay	$ -	$ -	$ 1,914,841	$ 1,375,476	$ 289,484	$ 6,000,000	$ 4,085,159	213.34%
	Total Post Oak EST 24" Waterline	$ -	$ -	$ 1,914,841	$ 1,375,476	$ 289,484	$ 6,000,000	$ 4,085,159	213.34%
	Water Impact Fee Study/Update								
27	Public Notices	$ 116	$ -	$ -	$ -	$ -	$ -	$ -	0.00%
28	Impact Fee Study	1,326	17,342	-	-	-	-	-	0.00%
	Total Water Impact Fee Study/Update	$ 1,442	$ 17,342	$ -	$ -	$ -	$ -	$ -	0.00%
	Water Master Plan								
29	Capital Improvements - Construction	$ -	$ -	$ -	$ -	$ -	$ -	$ -	0.00%
30	Water Supply Study	71,448	-	-	-	-	-	-	0.00%
31	Engineering Services - Capital Outlay	-	-	94,421	94,421	94,421	-	(94,421)	-100.00%
	Total Water Master Plan	$ 71,448	$ -	$ 94,421	$ 94,421	$ 94,421	$ -	$ (94,421)	-100.00%
	Lehman Booster Pump Station Expansion								
32	Other Contract Services	$ -	$ 2,953	$ -	$ -	$ -	$ -	$ -	0.00%
33	Engineering Services - Capital Outlay	-	-	1,778,349	1,476,977	1,181,796	13,000,000	11,221,651	631.02%
	Total Lehman Booster Pump Station Expansion	$ -	$ 2,953	$ 1,778,349	$ 1,476,977	$ 1,181,796	$ 13,000,000	$ 11,221,651	631.02%

		Actual 2023-24	Actual 2024-25	Approved Budget 2025-26	Year to Date w/Encumbrance 5/31/2026	Current Year Estimate 2025-26	ICM Proposed Budget 2026-27	Proposed $ Increase (Decrease) From FY 2025-26 Approved Budget	Proposed % Increase (Decrease) From FY 2025-26 Approved Budget
	Water Supply Study								
34	Water Supply Study	$ 68,082	$ 971	$ -	$ -	$ -	$ -	$ -	0.00%
35	Legal Services - Capital Outlay	-	-	-	-	-	-	-	0.00%
36	Engineering Services - Capital Outlay	-	-	-	-	-	-	-	0.00%
	Total Water Supply Study	$ 68,082	$ 971	$ -	$ -	$ -	$ -	$ -	0.00%
	ARWA 3rd Take-Point								
37	Hydraulic Model Update	$ 48,932	$ -	$ -	$ -	$ -	$ -	$ -	0.00%
38	Capital Improvements - Construction	-	-	-	-	-	-	-	0.00%
	Total ARWA 3rd Take-Point	$ 48,932	$ -	$ -	$ -	$ -	$ -	$ -	0.00%
	FM 1626 Pump Station Imps								
39	Pump Station Improvements	$ -	$ -	$ -	$ 250	$ 250	$ -	$ -	0.00%
40	Capital Improvements - Construction	-	-	-	-	-	-	-	0.00%
41	Easement & ROW Acquisition	-	-	-	-	-	-	-	0.00%
42	Legal Services - Capital Outlay	-	-	-	-	-	-	-	0.00%
43	Engineering Services - Capital Outlay	-	-	-	-	-	-	-	0.00%
	Total FM 1626 Pump Station Imps	$ -	$ -	$ -	$ 250	$ 250	$ -	$ -	0.00%
	IH35 Southbound Frontage at Marketplace to Center St Waterline								
44	Engineering Services - Capital Outlay	$ -	$ -	$ 80,000	$ 169,019	169,019	$ -	$ (80,000)	-100.00%
	Total IH35 Southbound Frontage at Marketplace to Center St Waterline	$ -	$ -	$ 80,000	$ 169,019	$ 169,019	$ -	$ (80,000)	-100.00%
	Schlemmer & Porter Phase 4								
45	Engineering Services - Capital Outlay	$ -	$ -	$ -	$ -	$ -	$ 75,000	$ 75,000	0.00%
	Total Schlemmer & Porter Phase 4	$ -	$ -	$ -	$ -	$ -	$ 75,000	$ 75,000	0.00%
	Pump House Road								
46	Engineering Services - Capital Outlay	$ -	$ -	$ 400,000	$ -	$ 30,000	$ 420,000	$ 20,000	5.00%
	Total Pump House Road	$ -	$ -	$ 400,000	$ -	$ 30,000	$ 420,000	$ 20,000	5.00%
	24" Goforth Water Line Meritage Homes								
47	Engineering Services - Capital Outlay	$ -	$ -	$ 80,000	$ -	$ -	$ 720,000	$ 640,000	800.00%
	Total 24" Goforth Water Line Meritage Homes	$ -	$ -	$ 80,000	$ -	$ -	$ 720,000	$ 640,000	800.00%
	24" Goforth Water Line Maredi/Weigand								
48	Engineering Services - Capital Outlay	$ -	$ -	$ 1,000,000	$ -	$ -	$ 4,232,420	$ 3,232,420	323.24%
	Total 24" Goforth Water Line Maredi/Weigand	$ -	$ -	$ 1,000,000	$ -	$ -	$ 4,232,420	$ 3,232,420	323.24%
	1626 to Veterans 16" Water Line								
49	Engineering Services - Capital Outlay	$ -	$ -	$ 450,000	$ -	$ 300,000	$ 4,000,000	$ 3,550,000	788.89%
	Total 1626 to Veterans 16" Water Line	$ -	$ -	$ 450,000	$ -	$ 300,000	$ 4,000,000	$ 3,550,000	788.89%
	Pressure Plan MOD PP1 to PP2								
50	Engineering Services - Capital Outlay	$ -	$ -	$ 1,500,000	$ -	$ -	$ -	$ (1,500,000)	-100.00%
	Total Pressure Plan MOD PP12 PP2	$ -	$ -	$ 1,500,000	$ -	$ -	$ -	$ (1,500,000)	-100.00%

		Actual 2023-24	Actual 2024-25	Approved Budget 2025-26	Year to Date w/Encumbrance 5/31/2026	Current Year Estimate 2025-26	ICM Proposed Budget 2026-27	Proposed $ Increase (Decrease) From FY 2025-26 Approved Budget	Proposed % Increase (Decrease) From FY 2025-26 Approved Budget
	Rikardson Water Line Extension								
51	Engineering Services - Capital Outlay	$ -	$ -	$ 650,000	$ -	$ 50,000	$ -	$ (650,000)	-100.00%
	Total Ricardson Water Line Extension	$ -	$ -	$ 650,000	$ -	$ 50,000	$ -	$ (650,000)	-100.00%
	Carmello to Parker Water Line								
52	Engineering Services - Capital Outlay	$ -	$ -	$ 1,000,000	$ -	$ -	$ -	$ (1,000,000)	-100.00%
	Total Carmello to Parker Water Line	$ -	$ -	$ 1,000,000	$ -	$ -	$ -	$ (1,000,000)	-100.00%
	Kyle Elementary Water Line								
53	Engineering Services - Capital Outlay	$ -	$ -	$ 650,000	$ -	$ -	$ -	$ (650,000)	-100.00%
	Total Kyle Elementary Water Line	$ -	$ -	$ 650,000	$ -	$ -	$ -	$ (650,000)	-100.00%
	Well #3 Improvements								
54	Engineering Services - Capital Outlay	$ -	$ -	$ 650,000	$ -	$ 200,000	$ 1,000,000	$ 350,000	53.85%
	Total Well #3 Improvements	$ -	$ -	$ 650,000	$ -	$ 200,000	$ 1,000,000	$ 350,000	53.85%
	Kyle Parkway/Lehman Waterline Betterment								
55	Engineering Services - Capital Outlay	$ -	$ -	$ -	$ -	$ -	$ 3,899,054	$ 3,899,054	0.00%
	Total Kyle Parkway/Lehman Waterline Betterment	$ -	$ -	$ -	$ -	$ -	$ 3,899,054	$ 3,899,054	0.00%
	Indirect/Direct Portable Reuse								
56	Engineering Services - Capital Outlay	$ -	$ -	$ 500,000	$ -	$ -	$ 500,000	$ -	0.00%
	Total Indirect/Direct Portable Reuse	$ -	$ -	$ 500,000	$ -	$ -	$ 500,000	$ -	0.00%
	Old Stagecoach Water Line								
57	Engineering Services - Capital Outlay	$ -	$ -	$ 950,000	$ -	$ -	$ 950,000	$ -	0.00%
	Total Old Stagecoach Water Line	$ -	$ -	$ 950,000	$ -	$ -	$ 950,000	$ -	0.00%
	GBRA Waterline (Road Bond)								
58	Engineering Services - Capital Outlay	$ -	$ -	$ 3,629,998	$ 1,814,998	$ 1,814,998	$ 1,814,998	$ (1,815,000)	-50.00%
	Total GBRA Waterline (Road Bond)	$ -	$ -	$ 3,629,998	$ 1,814,998	$ 1,814,998	$ 1,814,998	$ (1,815,000)	-50.00%
	TOTAL EXPENDITURES:	$ 16,362,723	$ 4,810,978	$ 49,292,518	$ 18,275,165	$ 16,723,123	$ 40,996,757	$ (8,295,761)	-16.83%
	TOTAL REVENUE & TRANSFERS-IN IN EXCESS (DEFICIT) OVER EXPENDITURES	$ (6,064,508)	$ 7,006,408	$ 15,407,482	$ (14,915,682)	$ (11,385,412)	$ (36,296,757)	$ (51,704,239)	
	ESTIMATED ENDING FUND BALANCE	**$ 19,838,187**	**$ 26,844,595**	**$ 35,704,810**	**$ 11,928,912**	**$ 15,459,182**	**$ (20,837,574)**		

City of Kyle, Texas
Fund Summary Budget Status Report
WASTEWATER CIP IMPACT FEE FUND (3420)

Line No.		Actual 2023-24	Actual 2024-25	Approved Budget 2025-26	Year to Date w/Encumbrance 5/31/2026	Current Year Estimate 2025-26	ICM Proposed Budget 2026-27	Proposed $ Increase (Decrease) From FY 2025-26 Approved Budget	Proposed % Increase (Decrease) From FY 2025-26 Approved Budget
	BEGINNING FUND BALANCE	$ 25,738,338	$ 30,833,096	$ 17,597,740	$ 33,652,831	$ 33,652,831	$ 25,723,837		
	REVENUE:								
1	Wastewater Impact Fees	$ 5,217,554	$ 4,160,307	$ 7,000,000	$ 2,935,082	$ 4,602,198	$ 4,660,200	$ (2,339,800)	-33.43%
2	Developer Contributions	-	-	-	-		-	-	0.00%
3	Investment Income	1,731,517	1,579,413	1,000,000	386,416	929,164	750,000	(250,000)	-25.00%
4	Bond Proceeds	-	-	65,600,000	-	-	-	(65,600,000)	-100.00%
5	Transfer In - I & S Fund	-	-	-	-	-	-	-	0.00%
6	Transfer In - Water Operating	-	-	-	-	-	-	-	0.00%
7	Transfer In - Wastewater Operating	-	-	-	-	-	-	-	0.00%
8	Transfer In - Texas Capital Infrastructure Grant	-	-	-	-	-	-	-	0.00%
9	Transfer In - Wastewater CIP	-	3,018,286	-	-	-	-	-	0.00%
	TOTAL REVENUE:	$ 6,949,071	$ 8,758,006	$ 73,600,000	$ 3,321,498	$ 5,531,362	$ 5,410,200	$ (68,189,800)	-92.65%
	EXPENDITURES:								
	Transfers Out								
10	Transfer Out - Indirect Support Cost (General Fund)	$ -	$ -	$ 999,564	$ 499,782	$ 999,564	$ 999,564	$ -	0.00%
11	Transfer Out - Operating Costs (General Fund)	-	-	894,485	447,242	894,485	894,485	-	0.00%
12	Transfer Out - Wastewater Fund	1,852,871	5,920,037	-	-	-	-	-	0.00%
	Total Transfers Out	$ 1,852,871	$ 5,920,037	$ 1,894,048	$ 947,024	$ 1,894,048	$ 1,894,048	$ -	0.00%
	City of Kyle Park Irrigation								
13	City of Kyle Park Irrigation	$ -	$ -	$ 500,000	$ -	$ -	$ -	$ (500,000)	-100.00%
	Total City of Kyle Park Irrigation	$ -	$ -	$ 500,000	$ -	$ -	$ -	$ (500,000)	-100.00%
	Scada System Upgrade/Replacement								
14	Scada System Upgrade/Replacement	$ -	$ 53	$ -	$ -	$ -	$ -	$ -	0.00%
15	Scada System Upgrade/Replacement	-	-	3,624,276	2,642,558	2,625,655	-	(3,624,276)	-100.00%
	Total Scada System Upgrade/Replacement	$ -	$ 53	$ 3,624,276	$ 2,642,558	$ 2,625,655	$ -	$ (3,624,276)	-100.00%
	Wastewater Impact Fee Study/Update								
16	Public Notices	$ 116	$ -	$ -	$ -	$ -	$ -	$ -	0.00%
17	Impact Fee Study	1,326	17,342	-	-	-	-	-	0.00%
	Total Wastewater Impact Fee Study/Update	$ 1,442	$ 17,342	$ -	$ -	$ -	$ -	$ -	0.00%

		Actual 2023-24	Actual 2024-25	Approved Budget 2025-26	Year to Date w/Encumbrance 5/31/2026	Current Year Estimate 2025-26	ICM Proposed Budget 2026-27	Proposed $ Increase (Decrease) From FY 2025-26 Approved Budget	Proposed % Increase (Decrease) From FY 2025-26 Approved Budget
	Wastewater Master Plan								
18	Engineering Services - Capital Outlay	$ -	$ -	$ 360,462	$ 360,462	$ 360,462	$ -	$ (360,462)	-100.00%
	Total Wastewater Master Plan	$ -	$ -	$ 360,462	$ 360,462	$ 360,462	$ -	$ (360,462)	-100.00%
	Schlemmer & Porter Phase 4								
19	Engineering Services - Capital Outlay	$ -	$ -	$ -	$ -	$ -	$ 75,000	$ 75,000	0.00%
	Total Schlemmer & Porter Phase 4	$ -	$ -	$ -	$ -	$ -	$ 75,000	$ 75,000	0.00%
	Wastewater Line Improvements								
20	WW Line Upgrades/Replacement	$ -	$ -	$ 1,489,781	$ 489,781	$ 525,166	$ 1,500,000	$ 10,219	0.69%
	Total Wastewater Line Improvements	$ -	$ -	$ 1,489,781	$ 489,781	$ 525,166	$ 1,500,000	$ 10,219	0.69%
	WWTP Expansion PH II, 9MGD								
21	Public Notices	$ -	$ -	$ -	$ -	$ -	$ -	$ -	0.00%
22	Engineering Services - Capital Outlay	-	-	663	663	-	-	(663)	-100.00%
	Total Expansion - WWTP Expansion PH II, 9MGD	$ -	$ -	$ 663	$ 663	$ -	$ -	$ (663)	-100.00%
	Reclaimed Water Fill Station								
23	Reclaimed Water Fill Station	$ -	$ -	$ 500,000	$ -	$ -	$ -	$ (500,000)	-100.00%
	Total Reclaimed Water Fill Station	$ -	$ -	$ 500,000	$ -	$ -	$ -	$ (500,000)	-100.00%
	Elliott Branch WW Phase 1								
24	Other Prof Svcs-Capital Outlay	$ -	$ 118	$ -	$ -	$ -	$ -	$ -	0.00%
	Total Elliott Branch WW Phase 1	$ -	$ 118	$ -	$ -	$ -	$ -	$ -	0.00%
	North Trails WW Interceptor								
25	Capital Improvements - Construction	$ -	$ -	$ 7,603,595	$ -	$ -	$ 8,000,000	$ 396,405	5.21%
26	Easement & ROW Acquisition	-	-	-	-	-	-	-	0.00%
27	Legal Services - Capital Outlay	-	-	-	-	-	-	-	0.00%
28	Engineering Services - Capital Outlay	-	-	76,605	76,605	30,000	-	(76,605)	-100.00%
	Total North Trails WW Interceptor	$ -	$ -	$ 7,680,199	$ 76,605	$ 30,000	$ 8,000,000	$ 319,801	4.16%
	Center St Village WW Project								
29	Public Notices	$ -	$ 53	$ -	$ -		$ -	$ -	0.00%
30	Document Processing/Filing Fee	-	669	-	-		-	-	0.00%
31	Capital Improvements - Construction	-	-	2,724,909	2,724,909	2,724,909	200,000	(2,524,909)	-92.66%
32	Easement & ROW Acquisition	-	-	-	-	-	-	-	0.00%
33	Legal Services - Capital Outlay	-	-	-	9,505	9,505	-	-	0.00%
34	Engineering Services - Capital Outlay	-	-	7,624	21,793	21,793	-	(7,624)	-100.00%
35	Public Notices - Capital Outlay	-	-	-	-		-	-	0.00%
	Total Center St Village WW Project	$ -	$ 722	$ 2,732,533	$ 2,756,207	$ 2,756,207	$ 200,000	$ (2,532,533)	-92.68%

		Actual 2023-24	Actual 2024-25	Approved Budget 2025-26	Year to Date w/Encumbrance 5/31/2026	Current Year Estimate 2025-26	ICM Proposed Budget 2026-27	Proposed $ Increase (Decrease) From FY 2025-26 Approved Budget	Proposed % Increase (Decrease) From FY 2025-26 Approved Budget
	Plum Creek Golf Course Interceptor								
36	Capital Improvements - Construction	$ -	$ -	$ 3,546,759	$ 2,546,959	$ 2,546,959	$ -	$ (3,546,759)	-100.00%
37	Legal Services - Capital Outlay	-	-	-	2,505	2,505	-	-	0.00%
37	Engineering Services - Capital Outlay	-	-	41,310	41,310	41,310	-	(41,310)	-100.00%
38	Public Notices - Capital Outlay	-	-	-	-	-	-	-	0.00%
	Total Plum Creek Golf Course Interceptor	$ -	$ -	$ 3,588,069	$ 2,590,774	$ 2,590,774	$ -	$ (3,588,069)	-100.00%
	Plum Creek Golf Course Reclaimed Waterline								
39	Legal Services - Capital Outlay	$ -	$ -	$ -	$ -	$ -	$ -	$ -	0.00%
40	Engineering Services - Capital Outlay	-	-	3,629,222	529,259	224,085	4,000,000	370,778	10.22%
	Total Plum Creek Golf Course Reclaimed Waterline	$ -	$ -	$ 3,629,222	$ 529,259	$ 224,085	$ 4,000,000	$ 370,778	10.22%
	Quail Ridge WW Lines & LS								
41	Engineering Services - Capital Outlay	$ -	$ -	$ 4,000,000	$ 249,690	$ 194,836	$ -	$ (4,000,000)	-100.00%
	Total Quail Ridge WW Lines & LS	$ -	$ -	$ 4,000,000	$ 249,690	$ 194,836	$ -	$ (4,000,000)	-100.00%
	Waterleaf Interceptor								
42	Engineering Services - Capital Outlay	$ -	$ -	$ 3,031,402	$ 226,717	$ 62,266	$ 1,500,000	$ (1,531,402)	-50.52%
	Total Waterleaf Interceptor	$ -	$ -	$ 3,031,402	$ 226,717	$ 62,266	$ 1,500,000	$ (1,531,402)	-50.52%
	Dacy WW Pipeline Upgrade to 18"								
43	Easement & ROW Acquisition	$ -	$ -	$ -	$ 6,052	$ 18,052	$ -	$ -	0.00%
1	Legal Services - Capital Outlay	-	-	-	1,050	3,895	-	-	0.00%
44	Engineering Services - Capital Outlay	-	-	2,888,752	88,752	12,445	3,000,000	111,248	3.85%
	Total Wastewater Impact Fee Study/Update	$ -	$ -	$ 2,888,752	$ 95,854	$ 34,392	$ 3,000,000	$ 111,248	3.85%
	WWTP General Improvements & Rehabilitation								
45	Engineering Services - Capital Outlay	$ -	$ -	$ 150,000	$ -	$ -	$ -	$ (150,000)	-100.00%
	Total Wastewater Impact Fee Study/Update	$ -	$ -	$ 150,000	$ -	$ -	$ -	$ (150,000)	-100.00%
	Generators for Wastewater Lift Station Sites								
46	Engineering Services - Capital Outlay	$ -	$ -	$ 1,376,489	$ 685,467	$ 385,467	$ 500,000	$ (876,489)	-63.68%
	Total Generators for Wastewater Lift Station Sites	$ -	$ -	$ 1,376,489	$ 685,467	$ 385,467	$ 500,000	$ (876,489)	-63.68%
	Steeplechase WW Interceptor Upgrae to 30"								
47	Engineering Services - Capital Outlay	$ -	$ -	$ 10,077,446	$ 1,164,949	$ 861,523	$ 1,000,000	$ (9,077,446)	-90.08%
	Total Steeplechase WW Interceptor Upgrae to 30"	$ -	$ -	$ 10,077,446	$ 1,164,949	$ 861,523	$ 1,000,000	$ (9,077,446)	-90.08%
	Four Seasons Farms WW Interceptor Upgrade to 36"								
48	Engineering Services - Capital Outlay	$ -	$ -	$ 5,741,710	$ 266,930	$ 255,380	$ 500,000	$ (5,241,710)	-91.29%
	Total Four Seasons Farms WW Interceptor Upgrade t	$ -	$ -	$ 5,741,710	$ 266,930	$ 255,380	$ 500,000	$ (5,241,710)	-91.29%

		Actual 2023-24	Actual 2024-25	Approved Budget 2025-26	Year to Date w/Encumbrance 5/31/2026	Current Year Estimate 2025-26	ICM Proposed Budget 2026-27	Proposed $ Increase (Decrease) From FY 2025-26 Approved Budget	Proposed % Increase (Decrease) From FY 2025-26 Approved Budget
	WWTP Non-Potable Water (NPW) Pump Station								
49	Capital Improvements - Construction	$ -	$ -	$ -	$ 1,794,449	$ 1,794,449	$ -	$ -	0.00%
50	Engineering Services - Capital Outlay	-	-	122,789	180,688	180,688	-	(122,789)	-100.00%
51	Public Notices - Capital Outlay	-	-	-	-	-	-	-	0.00%
	Total WWTP Non-Potable Water (NPW) Pump Statio	$ -	$ -	$ 122,789	$ 1,975,137	$ 1,975,137	$ -	$ (122,789)	-100.00%
	Slip Lining Wastewater Collection System								
52	Slip Lining Wastewater Collection System	$ -	$ -	$ 1,987,151	$ 579,006	$ 579,006	$ -	$ (1,987,151)	-100.00%
	Total Slip Lining Wastewater Collection System	$ -	$ -	$ 1,987,151	$ 579,006	$ 579,006	$ -	$ (1,987,151)	-100.00%
	TOTAL EXPENDITURES:	$ 1,854,313	$ 5,938,272	$ 55,374,993	$ 15,637,082	$ 13,460,356	$ 22,169,048	$ (33,205,944)	-59.97%
							1,894,048		
	TOTAL REVENUE & TRANSFERS-IN IN EXCESS (DEFICIT) OVER EXPENDITURES	$ 5,094,758	$ 2,819,735	$ 18,225,007	$ (12,315,583)	$ (7,928,994)	$ (16,758,848)	$ (34,983,856)	
	ESTIMATED ENDING FUND BALANCE	**$ 30,833,096**	**$ 33,652,831**	**$ 35,822,747**	**$ 21,337,247**	**$ 25,723,837**	**$ 8,964,988**		

City of Kyle, Texas
Fund Summary Budget Status Report
STORM DRAINAGE CIP FUND (3510)

Line No.		Actual 2023-24	Actual 2024-25	Approved Budget 2025-26	Year to Date w/Encumbrance 5/31/2026	Current Year Estimate 2025-26	ICM Proposed Budget 2026-27	Proposed $ Increase (Decrease) From FY 2025-26 Approved Budget	Proposed % Increase (Decrease) From FY 2025-26 Approved Budget
	BEGINNING FUND BALANCE	$ 3,695,156	$ 4,378,399	$ 4,242,194	$ 4,249,276	$ 4,249,276	$ 3,721,200		
	REVENUE:								
1	Investment Income	$ 258,657	$ 211,015	$ 200,000	$ 46,619	$ 112,531	$ 50,000	$ (150,000)	-75.00%
2	Transfer In - Storm Drainage Fund	500,000	-	-	-	-	-	-	0.00%
3	Bond Proceeds	-	-	2,500,000	-		-	(2,500,000)	-100.00%
	TOTAL REVENUE:	$ 758,657	$ 211,015	$ 2,700,000	$ 46,619	$ 112,531	$ 50,000	$ (2,650,000)	-98.15%
	EXPENDITURES:								
	Transfers Out								
4	Transfer Out - Indirect Support Cost (General Fund)	$ -	$ -	$ 43,588	$ 21,794	$ 43,588	$ 43,588	$ -	0.00%
5	Transfer Out - Operating Costs (General Fund)	-	-	39,006	19,503	39,006	39,006	-	0.00%
6	Transfer Out - Strom Drainage Fund	75,415	340,063	-	-	-	-	-	0.00%
	Total Transfers Out	$ 75,415	$ 340,063	$ 82,595	$ 41,297	$ 82,595	$ 82,595	$ -	0.00%
	Storm Drainage Projects								
7	Legal Services	$ -	$ 75	$ -	$ -	$ -	$ -	$ -	0.00%
8	Drainage Priority Projects	-	-	486,956	339,986	239,986	-	(486,956)	-100.00%
9	Scott/Sledge Street Storm Drainage	-	-	-	-	-	-	-	0.00%
10	Non-Point Source Water Quality Impv Prject	-	-	-	-	-	-	-	0.00%
	Total Storm Drainage Projects	$ -	$ 75	$ 486,956	$ 339,986	$ 239,986	$ -	$ (486,956)	-100.00%
	Quail Ridge Drainage Improvements								
11	Engineering Services - Capital Outlay	$ -	$ -	$ -	$ -	$ -	$ -	$ -	0.00%
	Total Qual Ridge Drainage Improvements	$ -	$ -	$ -	$ -	$ -	$ -	$ -	0.00%
	Scott/Sledge Drainage Improvements								
12	Legal Services - Capital Outlay	$ -	$ -	$ -	$ -	$ -	$ -	$ -	0.00%
13	Engineering Services - Capital Outlay	-	-	2,700,380	-	-	500,000	(2,200,380)	-81.48%
	Total Scott/Sledge Drainage Improvements	$ -	$ -	$ 2,700,380	$ -	$ -	$ 500,000	$ (2,200,380)	-81.48%
	S Goforth Drainage Channel								
13	Legal Services - Capital Outlay	$ -	$ -	$ -	$ -	$ -	$ -	$ -	0.00%
14	Engineering Services - Capital Outlay	-	-	-	-	-	-	-	0.00%
	Total Scott/Sledge Drainage Improvements	$ -	$ -	$ -	$ -	$ -	$ -	$ -	0.00%
	Drainage Improvements Live Oak								
15	Engineering Services - Capital Outlay	$ -	$ -	$ 150,000	$ -	$ 100,000	$ -	$ (150,000)	-100.00%
	Total Drainage Improvements Live Oak	$ -	$ -	$ 150,000	$ -	$ 100,000	$ -	$ (150,000)	-100.00%

		Actual 2023-24	Actual 2024-25	Approved Budget 2025-26	Year to Date w/Encumbrance 5/31/2026	Current Year Estimate 2025-26	ICM Proposed Budget 2026-27	Proposed $ Increase (Decrease) From FY 2025-26 Approved Budget	Proposed % Increase (Decrease) From FY 2025-26 Approved Budget
	Drainage Improvements Moreno Street								
16	Engineering Services - Capital Outlay	$ -	$ -	$ 600,000	$ -	$ -	$ -	$ (600,000)	-100.00%
	Total Drainage Improvements Moreno Street	$ -	$ -	$ 600,000	$ -	$ -	$ -	$ (600,000)	-100.00%
	Center St Regional Detention								
17	Engineering Services - Capital Outlay	$ -	$ -	$ 400,000	$ -	$ -	$ 500,000	$ 100,000	25.00%
	Total Center St Regional Detention	$ -	$ -	$ 400,000	$ -	$ -	$ 500,000	$ 100,000	25.00%
	Goforth Culverts								
18	Engineering Services - Capital Outlay	$ -	$ -	$ 500,000	$ 218,027	$ 218,027	$ 1,000,000	$ 500,000	100.00%
	Total Goforth Culverts	$ -	$ -	$ 500,000	$ 218,027	$ 218,027	$ 1,000,000	$ 500,000	100.00%
	Lake Kyle Water Quality Improvement								
19	E. Coli & Nutrient Reduction Project	$ -	$ -	$ 165,481	$ -	$ -	$ 145,520	$ (19,961)	-12.06%
	Total Lake Kyle Water Quality Improvement	$ -	$ -	$ 165,481	$ -	$ -	$ 145,520	$ (19,961)	-12.06%
	TOTAL EXPENDITURES:	$ 75,415	$ 340,138	$ 5,085,412	$ 599,310	$ 640,608	$ 2,228,115	$ (2,837,336)	-55.79%
	TOTAL REVENUE & TRANSFERS-IN IN EXCESS (DEFICIT) OVER EXPENDITURES	$ 683,243	$ (129,123)	$ (2,385,412)	$ (552,691)	$ (528,077)	$ (2,178,115)	$ 187,336	
	ESTIMATED ENDING FUND BALANCE	**$ 4,378,399**	**$ 4,249,276**	**$ 1,856,782**	**$ 3,696,585**	**$ 3,721,200**	**$ 1,543,085**		

City of Kyle, Texas
Fund Summary Budget Report
SAFE STREETS AND ROAD FOR ALL GRANT FUND (4110)

Line No.		Actual 2023-24	Actual 2024-25	Approved Budget 2025-26	Year to Date w/Encumbrance 5/31/2026	Current Year Estimate 2025-26	ICM Proposed Budget 2026-27	Proposed $ Increase (Decrease) From FY 2025-26 Approved Budget	Proposed % Increase (Decrease) From FY 2025-26 Approved Budget
	BEGINNING FUND BALANCE	$ -	$ -	$ -	$ -	$ -	$ 120,000		
	REVENUE:								
1	Grant Reimbursement	$ -	$ -	$ -	$ -	$ -	$ -	$ -	0.00%
2	Transfer In GF/CIP	-	-	-	120,000	120,000	-	-	0.00%
	TOTAL REVENUE:	$ -	$ -	$ -	$ 120,000	$ 120,000	$ -	$ -	0.00%
	EXPENDITURES:								
1	CIP Improvements	$ -	$ -	$ 120,000	$ -	$ -	$ 120,000	$ -	0.00%
	Total Transfers Out	$ -	$ -	$ 120,000	$ -	$ -	$ 120,000	$ -	0.00%
	TOTAL EXPENDITURES:	$ -	$ -	$ 120,000	$ -	$ -	$ 120,000	$ -	0.00%
	TOTAL REVENUE & TRANSFERS-IN IN EXCESS (DEFICIT) OVER EXPENDITURES	$ -	$ -	$ (120,000)	$ 120,000	$ 120,000	$ (120,000)	$ -	
	ESTIMATED ENDING FUND BALANCE	**$ -**	**$ -**	**$ (120,000)**	**$ 120,000**	**$ 120,000**	**$ -**		

City of Kyle, Texas
Fund Summary Budget Report
CAMPO PHILOMENA DR SIDEWALK GRANT FUND (4111)

Line No.		Actual 2023-24	Actual 2024-25	Approved Budget 2025-26	Year to Date w/Encumbrance 5/31/2026	Current Year Estimate 2025-26	ICM Proposed Budget 2026-27	Proposed $ Increase (Decrease) From FY 2025-26 Approved Budget	Proposed % Increase (Decrease) From FY 2025-26 Approved Budget
	BEGINNING FUND BALANCE	$ -	$ -	$ -	$ -	$ -	$ 365,200		
	REVENUE:								
1	Grant Reimbursement	$ -	$ -	$ -	$ -	$ -	$ -	$ -	0.00%
2	Transfer In GF/CIP	-	-	-	365,200	365,200	-	-	0.00%
	TOTAL REVENUE:	$ -	$ -	$ -	$ 365,200	$ 365,200	$ -	$ -	0.00%
	EXPENDITURES:								
1	CIP Improvements	$ -	$ -	$ 365,200	$ -	$ -	$ 365,200	$ -	0.00%
	Total Transfers Out	$ -	$ -	$ 365,200	$ -	$ -	$ 365,200	$ -	0.00%
	TOTAL EXPENDITURES:	$ -	$ -	$ 365,200	$ -	$ -	$ 365,200	$ -	0.00%
	TOTAL REVENUE & TRANSFERS-IN IN EXCESS (DEFICIT) OVER EXPENDITURES	$ -	$ -	$ (365,200)	$ 365,200	$ 365,200	$ (365,200)	$ -	
	ESTIMATED ENDING FUND BALANCE	**$ -**	**$ -**	**$ (365,200)**	**$ 365,200**	**$ 365,200**	**$ -**		

City of Kyle, Texas
Fund Summary Budget Report
VICTIMS COORDINATOR SERVICES GRANT (4140)

Line No.		Actual 2023-24	Actual 2024-25	Approved Budget 2025-26	Year to Date w/Encumbrance 5/31/2026	Current Year Estimate 2025-26	ICM Proposed Budget 2026-27	Proposed $ Increase (Decrease) From FY 2025-26 Approved Budget	Proposed % Increase (Decrease) From FY 2025-26 Approved Budget
	BEGINNING FUND BALANCE	$ 7,399	$ (11,651)	$ (2,840)	$ (2,840)	$ (2,840)	$ (33,823)		
	REVENUE:								
1	Grant Rev-Victims Coord Svcs	$ 28,496	$ 51,004	$ 49,500	$ 43,462	$ 49,500	$ 49,500	$ -	0.00%
2	Sell - Assets	-	-	-	-	-	-	-	0.00%
3	Donations - Unrestricted	-	-	-	-	-	-	-	0.00%
4	Transfer In - General Fund	22,500	30,983	-	-	-	-	-	0.00%
	TOTAL REVENUE:	$ 50,996	$ 81,987	$ 49,500	$ 43,462	$ 49,500	$ 49,500	$ -	0.00%
	EXPENDITURES:								
	Victims Coordinator								
1	Regular Full Time Wages	$ 48,618	$ 67,836	$ 52,541	$ 84,544	$ 52,541	$ 52,541	$ -	0.00%
2	Regular Part Time Wages	-	-	-	-	-	-	-	0.00%
3	Temporary/Seasonal Wages	-	-	-	-	-	-	-	0.00%
4	Overtime Wages	707	5,441	500	4,494	500	500	-	0.00%
5	Vacation Leave	-	-	-	-	-	-	-	0.00%
6	Sick Leave - Regular	-	-	-	-	-	-	-	0.00%
7	Cost of Living Adjustment	-	-	-	-	-	-	-	0.00%
8	Merit Increase	-	-	2,080	-	2,080	2,080	-	0.00%
9	Longevity Pay	720	-	-	-	-	-	-	0.00%
10	Language Incentive	-	-	-	436	-	-	-	0.00%
11	Certification Incentive	-	-	-	-	-	-	-	0.00%
12	Health Insurance Deductible	833	2,333	1,000	2,000	1,000	1,000	-	0.00%
13	FICA/Social Security	3,832	5,551	4,217	6,726	4,217	4,217	-	0.00%
14	Workers Compensation	-	-	-	-	-	-	-	0.00%
15	State Unemployment Taxes	190	189	117	342	117	117	-	0.00%
16	Retirement - TMRS	6,640	10,439	7,337	13,118	7,337	7,337	-	0.00%
17	Health Insurance	7,488	11,073	11,356	12,336	11,356	11,356	-	0.00%
18	Dental Insurance	378	584	501	592	501	501	-	0.00%
19	Life Insurance	254	228	374	187	374	374	-	0.00%
20	ST/LT Disability Insurance	280	314	322	328	322	322	-	0.00%
21	Vision Insurance	77	84	101	100	101	101	-	0.00%
22	AD&D	29	40	37	14	37	37	-	0.00%
	Personnel	$ 70,046	$ 104,111	$ 80,483	$ 125,216	$ 80,483	$ 80,483	$ -	0.00%

		Actual 2023-24	Actual 2024-25	Approved Budget 2025-26	Year to Date w/Encumbrance 5/31/2026	Current Year Estimate 2025-26	ICM Proposed Budget 2026-27	Proposed $ Increase (Decrease) From FY 2025-26 Approved Budget	Proposed % Increase (Decrease) From FY 2025-26 Approved Budget
23	Travel - Training & Conferences	$ -	$ -	$ -	$ -	$ -	$ -	$ -	0.00%
24	Mileage - Reimbursement	-	-	-	-	-	-	-	0.00%
25	Subscription and Books	-	-	-	-	-	-	-	0.00%
26	Cell Phones/Pagers	-	-	-	-	-	-	-	0.00%
	Contractual Services	$ -	$ -	$ -	$ -	$ -	$ -	$ -	0.00%
27	General Office Supplies	$ -	$ -	$ -	$ -	$ -	$ -	$ -	0.00%
28	Office Furniture (<$5K)	-	-	-	-	-	-	-	0.00%
29	Computer Hardware	-	-	-	-	-	-	-	0.00%
30	Computer Software	-	-	-	-	-	-	-	0.00%
	Commodities	$ -	$ -	$ -	$ -	$ -	$ -	$ -	0.00%
31	Transfer Out - General Fund	$ -	$ -	$ -	$ -	$ -	$ -	$ -	0.00%
	Transfers Out	$ -	$ -	$ -	$ -	$ -	$ -	$ -	0.00%
	TOTAL EXPENDITURES:	$ 70,046	$ 104,111	$ 80,483	$ 125,216	$ 80,483	$ 80,483	$ -	0.00%
	TOTAL REVENUE & TRANSFERS-IN IN EXCESS (DEFICIT) OVER EXPENDITURES	$ (19,050)	$ (22,124)	$ (30,983)	$ (96,345)	$ (30,983)	$ (30,983)	$ -	
	ESTIMATED ENDING FUND BALANCE	**$ (11,651)**	**$ (33,775)**	**$ (33,823)**	**$ (99,185)**	**$ (33,823)**	**$ (64,806)**		

City of Kyle, Texas
Fund Summary Budget Report
LIBRARY GRANTS FUND (4200)

Line No.		Actual 2023-24	Actual 2024-25	Approved Budget 2025-26	Year to Date w/Encumbrance 5/31/2026	Current Year Estimate 2025-26	ICM Proposed Budget 2026-27	Proposed $ Increase (Decrease) From FY 2025-26 Approved Budget	Proposed % Increase (Decrease) From FY 2025-26 Approved Budget
	BEGINNING FUND BALANCE	$ 5,610	$ 5,610	$ 5,610	$ 5,610	$ 5,610	$ 1,000		
	REVENUE:								
1	Grant- Spanish/Bilingual Books	$ -	$ -	$ -	$ -	$ -	$ -	$ -	0.00%
2	Grant-Texas Book Festival	-	-	-	-	-	-	-	0.00%
3	Grant-TSLAC/E-Books	-	-	-	-	-	-	-	0.00%
4	Grant- HEB (Summer Program)	-	-	-	-	-	-	-	0.00%
5	Grant-Ladd&Katherine Hancher	-	-	-	-	-	-	-	0.00%
6	Library Donations/Contribution	-	-	-	-	-	-	-	0.00%
	TOTAL REVENUE:	$ -	$ -	$ -	$ -	$ -	$ -	$ -	0.00%
	EXPENDITURES:								
	Transfers Out								
1	Transfer Out - General Fund	$ -	$ -	$ 4,610	$ 2,305	$ 4,610	$ 4,610	$ -	0.00%
	Total Transfers Out	$ -	$ -	$ 4,610	$ 2,305	$ 4,610	$ 4,610	$ -	0.00%
	Grant-Ladd & Katherine Hancher								
2	Supplies - Butterfly Garden	$ -	$ -	$ -	$ -	$ -	$ -	$ -	0.00%
	Total Grant-Ladd & Katherine Hancher	$ -	$ -	$ -	$ -	$ -	$ -	$ -	0.00%
	TOTAL EXPENDITURES:	$ -	$ -	$ 4,610	$ 2,305	$ 4,610	$ 4,610	$ -	0.00%
	TOTAL REVENUE & TRANSFERS-IN IN EXCESS (DEFICIT) OVER EXPENDITURES	$ -	$ -	$ (4,610)	$ (2,305)	$ (4,610)	$ (4,610)	$ -	
	ESTIMATED ENDING FUND BALANCE	**$ 5,610**	**$ 5,610**	**$ 1,000**	**$ 3,305**	**$ 1,000**	**$ (3,610)**		

City of Kyle, Texas
Fund Summary Budget Status Report
CDBG GRANT FUND (4240)

Line No.		Actual 2023-24	Actual 2024-25	Approved Budget 2025-26	Year to Date w/Encumbrance 5/31/2026	Current Year Estimate 2025-26	ICM Proposed Budget 2026-27	Proposed $ Increase (Decrease) From FY 2025-26 Approved Budget	Proposed % Increase (Decrease) From FY 2025-26 Approved Budget
	BEGINNING FUND BALANCE	$ -	$ -	$ -	$ -	$ -	$ -		
	REVENUE:								
1	Grant Reimbursement	$ -	$ -	$ -	$ 266,144	$ 266,144	$ 572,006	$ 572,006	0.00%
	TOTAL REVENUE:	$ -	$ -	$ -	$ 266,144	$ 266,144	$ 572,006	$ 572,006	0.00%
	EXPENDITURES:								
	CDBG Program - Capital Outlay								
2	CDBG Program	$ -	$ -	$ -	$ 266,144	$ 266,144	$ 572,006	$ 572,006	0.00%
	Total CDBG Program - Capital Outlay	$ -	$ -	$ -	$ 266,144	$ 266,144	$ 572,006	$ 572,006	0.00%
	TOTAL EXPENDITURES:	$ -	$ -	$ -	$ 266,144	$ 266,144	$ 572,006	$ 572,006	0.00%
	TOTAL REVENUE & TRANSFERS-IN IN EXCESS (DEFICIT) OVER EXPENDITURES	$ -	$ -	$ -	$ -	$ -	$ -	$ -	
	ESTIMATED ENDING FUND BALANCE	**$ -**	**$ -**	**$ -**	**$ -**	**$ -**	**$ -**		

City of Kyle, Texas
Fund Summary Budget Report
PLUM CREEK WATERSHED PROTECTION PLAN IMPLEMENTATION LOW IMPACT DEVELOPMENT GRANT (4310)

		Actual 2023-24	Actual 2024-25	Approved Budget 2025-26	Year to Date w/Encumbrance 5/31/2026	Current Year Estimate 2025-26	ICM Proposed Budget 2026-27	Proposed $ Increase (Decrease) From FY 2025-26 Approved Budget	Proposed % Increase (Decrease) From FY 2025-26 Approved Budget
	BEGINNING FUND BALANCE	$ 115,329	$ 115,329	$ 93,329	$ 110,754	$ 110,754	$ 85,754		
Line No.									
	REVENUE:								
1	Grant Reimbursement	$ -	$ -	$ -	$ -	$ -	$ -	$ -	0.00%
2	Transfer In - Wastewater Operating	-	-	-	-	-	-	-	0.00%
	TOTAL REVENUE:	$ -	$ -	$ -	$ -	$ -	$ -	$ -	0.00%
	EXPENDITURES:								
1	Grant Administration	$ -	$ -	$ -	$ -	$ -	$ -	$ -	0.00%
2	Capital Improvements - Construction	-	-	-	-	-	-	-	0.00%
3	Engineering Services - Capital Outlay	-	-	-	-	-	-	-	0.00%
4	Services - Hog Management	-	4,575	25,000	-	25,000	25,000	-	0.00%
	TOTAL EXPENDITURES:	$ -	$ 4,575	$ 25,000	$ -	$ 25,000	$ 25,000	$ -	0.00%
	TOTAL REVENUE & TRANSFERS-IN IN EXCESS (DEFICIT) OVER EXPENDITURES	$ -	$ (4,575)	$ (25,000)	$ -	$ (25,000)	$ (25,000)	$ -	
	ESTIMATED ENDING FUND BALANCE	**$ 115,329**	**$ 110,754**	**$ 68,329**	**$ 110,754**	**$ 85,754**	**$ 60,754**		

City of Kyle, Texas
Fund Summary Budget Status Report
AMERICAN RESCUE PLAN ACT FUND (4401)

Line No.		Actual 2023-24	Actual 2024-25	Approved Budget 2025-26	Year to Date w/Encumbrance 5/31/2026	Current Year Estimate 2025-26	ICM Proposed Budget 2026-27	Proposed $ Increase (Decrease) From FY 2025-26 Approved Budget	Proposed % Increase (Decrease) From FY 2025-26 Approved Budget
	BEGINNING FUND BALANCE	$ (90)	$ (90)	$ (11,939)	$ (99)	(99)	$ -		
	REVENUE:								
1	Grant Reimbursement	$ -	$ 1,854,795	$ -	$ -	$ 1,469,982	$ -	$ -	0.00%
	TOTAL REVENUE:	$ -	$ 1,854,795	$ -	$ -	$ 1,469,982	$ -	$ -	0.00%
	EXPENDITURES:								
2	Grant Management Services	$ -	$ -	$ 70,000	$ 70,000	$ -	$ -	$ (70,000)	-100.00%
3	Public Notices	-	-	-	-	-	-	-	0.00%
	Total Contractuals	$ -	$ -	$ 70,000	$ 70,000	$ -	$ -	$ (70,000)	-100.00%
	CR 158 Waterstone Facilities								
4	Capital Improvements - Construction	$ -	$ -	$ 4,896,182	$ 3,077,441	$ 108,775	$ -	$ (4,896,182)	-100.00%
	Total CR 158 Waterstone Facilities	$ -	$ -	$ 4,896,182	$ 3,077,441	$ 108,775	$ -	$ (4,896,182)	-100.00%
	WWTP NPW System Improvements								
5	Capital Improvements - Construction	$ -	$ -	$ 1,505,658	$ 1,452,580	$ 1,361,108	$ -	$ (1,505,658)	-100.00%
	Total WWTP NPW System Improvements	$ -	$ -	$ 1,505,658	$ 1,452,580	$ 1,361,108	$ -	$ (1,505,658)	-100.00%
	Property Acquisition (Downtown & KWU)								
6	Capital Improvements - Construction	$ -	$ 1,854,804	$ -	$ -	$ -	$ -	$ -	0.00%
	Total Property Acquisition (Downtown & KWU)	$ -	$ 1,854,804	$ -	$ -	$ -	$ -	$ -	0.00%
	TOTAL EXPENDITURES:	$ -	$ 1,854,804	$ 6,471,840	$ 4,600,021	$ 1,469,883	$ -	$ (6,471,840)	-100.00%
	TOTAL REVENUE & TRANSFERS-IN IN EXCESS (DEFICIT) OVER EXPENDITURES	$ -	$ (9)	$ (6,471,840)	$ (4,600,021)	$ 99	$ -	$ 6,471,840	
	ESTIMATED ENDING FUND BALANCE	**$ (90)**	**$ (99)**	**$ (6,483,779)**	**$ (4,600,119)**	**$ -**	**$ -**		

City of Kyle, Texas
Fund Summary Budget Report
PUBLIC EDUCATION & GOVERNMENT ACCESS FEE FUND (4500)

Line No.		Actual 2023-24	Actual 2024-25	Approved Budget 2025-26	Year to Date w/Encumbrance 5/31/2026	Current Year Estimate 2025-26	ICM Proposed Budget 2026-27	Proposed $ Increase (Decrease) From FY 2025-26 Approved Budget	Proposed % Increase (Decrease) From FY 2025-26 Approved Budget
	BEGINNING FUND BALANCE	$ 338,685	$ 269,816	$ 284,167	$ 304,163	$ 304,163	$ 140,699		
	REVENUE:								
1	Public,Educ.&Gov't Access Fees	$ 60,288	$ 52,666	$ 50,000	$ 34,575	$ 46,536	$ 50,000	$ -	0.00%
	TOTAL REVENUE:	$ 60,288	$ 52,666	$ 50,000	$ 34,575	$ 46,536	$ 50,000	$ -	0.00%
	EXPENDITURES:								
1	PEG Channel Equipment	$ 67,919	$ 18,319	$ 50,000	$ 7,893	$ 50,000	$ 50,000	$ -	0.00%
2	PEG Channel Furniture & Fixtures	40,757	-	-	-	-	-	-	0.00%
3	PEG Channel Supplies	20,481	-	10,000	-	10,000	10,000	-	0.00%
4	Legal Services	-	-	-	-	-	-	-	0.00%
5	IT Software/System Fees	-	-	-	-	-	-	-	0.00%
6	PEG Channel Improvements	-	-	150,000	-	150,000	150,000	-	0.00%
	TOTAL EXPENDITURES:	$ 129,157	$ 18,319	$ 210,000	$ 7,893	$ 210,000	$ 210,000	$ -	0.00%
	TOTAL REVENUE & TRANSFERS-IN IN EXCESS (DEFICIT) OVER EXPENDITURES	$ (68,869)	$ 34,347	$ (160,000)	$ 26,682	$ (163,464)	$ (160,000)	$ -	
	ESTIMATED ENDING FUND BALANCE	**$ 269,816**	**$ 304,163**	**$ 124,167**	**$ 330,845**	**$ 140,699**	**$ (19,301)**		

City of Kyle, Texas
Fund Summary Budget Report
OTHER POST EMPLOYMENT BENEFIT FUND (8100)

Line No.		Actual 2023-24	Actual 2024-25	Approved Budget 2025-26	Year to Date w/Encumbrance 5/31/2026	Current Year Estimate 2025-26	ICM Proposed Budget 2026-27	Proposed $ Increase (Decrease) From FY 2025-26 Approved Budget	Proposed % Increase (Decrease) From FY 2025-26 Approved Budget
	BEGINNING FUND BALANCE	$ (2,122)	$ -	$ -	$ -	$ -	$ -		
	REVENUE:								
1	Reimbursement from OPEB Trust	$ -	$ -	$ 5,000	$ -	$ 5,000	$ 5,000	$ -	0.00%
2	Transfer In - General Fund	-	-	-	-	-	-	-	0.00%
3	Transfer In - Utility Fund	-	-	-	-	-	-	-	0.00%
	Total Revenue & Transfers In	$ -	$ -	$ 5,000	$ -	$ 5,000	$ 5,000	$ -	0.00%
	EXPENDITURES:								
1	Health Insurance	$ (2,122)	$ -	$ 5,000	$ -	$ 5,000	$ 5,000	$ -	0.00%
2	OPEB Liability Payment to Trustee	-	-	-	-	-	-	-	0.00%
	TOTAL EXPENDITURES:	$ (2,122)	$ -	$ 5,000	$ -	$ 5,000	$ 5,000	$ -	0.00%
	TOTAL REVENUE & TRANSFERS-IN IN EXCESS (DEFICIT) OVER EXPENDITURES	$ 2,122	$ -	$ -	$ -	$ -	$ -	$ -	
	ESTIMATED ENDING FUND BALANCE	**$ -**	**$ -**	**$ -**	**$ -**	**$ -**	**$ -**		

City of Kyle, Texas
Fund Summary Budget Report
BUNTON CREEK PID (8200)

Line No.		Actual 2023-24	Actual 2024-25	Approved Budget 2025-26	Year to Date w/Encumbrance 5/31/2026	Current Year Estimate 2025-26	ICM Proposed Budget 2026-27	Proposed $ Increase (Decrease) From FY 2025-26 Approved Budget	Proposed % Increase (Decrease) From FY 2025-26 Approved Budget
	BEGINNING FUND BALANCE	$ -	$ 319	$ 319	$ 1,632	$ 1,632	$ 59,196		
	REVENUE:								
1	Gross Assessments	$ 68,348	$ 66,786	$ 65,000	$ 63,341	$ 122,564	$ 65,000	$ -	0.00%
2	Assessment Fees	-	-	-	-	-	-	-	0.00%
3	Assessment Penalties	-	-	-	-	-	-	-	0.00%
4	Assessment Interest	-	-	-	-	-	-	-	0.00%
5	Transfer In - General Fund	-	-	-	-	-	-	-	0.00%
6	Transfer In - Utility Operating	-	-	-	-	-	-	-	0.00%
	Total Revenue & Transfers In	$ 68,348	$ 66,786	$ 65,000	$ 63,341	$ 122,564	$ 65,000	$ -	0.00%
	EXPENDITURES:								
1	Travel Expense	$ -	$ -	$ -	$ -	$ -	$ -	$ -	0.00%
2	Legal Services	-	-	-	-	-	-	-	0.00%
3	PID Administration	3,401	3,355	3,250	710	3,250	3,250	-	0.00%
4	Disbursements - PID Holdings	64,628	62,118	61,750	61,806	61,750	61,750	-	0.00%
5	Transfer Out - General Fund	-	-	-	-	-	-	-	0.00%
	TOTAL EXPENDITURES:	$ 68,029	$ 65,473	$ 65,000	$ 62,516	$ 65,000	$ 65,000	$ -	0.00%
	TOTAL REVENUE & TRANSFERS-IN IN EXCESS (DEFICIT) OVER EXPENDITURES	$ 319	$ 1,313	$ -	$ 825	$ 57,564	$ -	$ -	
	ESTIMATED ENDING FUND BALANCE	**$ 319**	**$ 1,632**	**$ 319**	**$ 2,457**	**$ 59,196**	**$ 59,196**		

City of Kyle, Texas
Fund Summary Budget Report
6 CREEKS PID (8210)

Line No.		Actual 2023-24	Actual 2024-25	Approved Budget 2025-26	Year to Date w/Encumbrance 5/31/2026	Current Year Estimate 2025-26	ICM Proposed Budget 2026-27	Proposed $ Increase (Decrease) From FY 2025-26 Approved Budget	Proposed % Increase (Decrease) From FY 2025-26 Approved Budget
	BEGINNING FUND BALANCE	$ (2,574)	$ (1,094)	$ (1,477)	$ (4,248)	$ (4,248)	$ (34,267)		
	REVENUE:								
1	Assessments	$ -	$ -	$ -	$ -	$ -	$ -	$ -	0.00%
2	Developer Contributions	-	-	-	-	-	-	-	0.00%
3	Refunds & Reimbursements	2,574	-	-	-	-	-	-	0.00%
	Total Revenue & Transfers In	$ 2,574	$ -	$ -	$ -	$ -	$ -	$ -	0.00%
	EXPENDITURES:								
1	Legal Services	$ 1,094	$ 3,154	$ -	$ 29,562	$ 29,562	$ -	$ -	0.00%
2	County Recording Fees	-	-	-	186	186	-	-	0.00%
3	Public Notices	-	-	-	270	270	-	-	0.00%
4	Services - Financial Advisory	-	-	-	-	-	-	-	0.00%
5	PID Administration	-	-	-	-	-	-	-	0.00%
6	Services - Appraisal	-	-	-	-	-	-	-	0.00%
	TOTAL EXPENDITURES:	$ 1,094	$ 3,154	$ -	$ 30,019	$ 30,019	$ -	$ -	0.00%
	TOTAL REVENUE & TRANSFERS-IN IN EXCESS (DEFICIT) OVER EXPENDITURES	$ 1,480	$ (3,154)	$ -	$ (30,019)	$ (30,019)	$ -	$ -	
	ESTIMATED ENDING FUND BALANCE	**$ (1,094)**	**$ (4,248)**	**$ (1,477)**	**$ (34,267)**	**$ (34,267)**	**$ (34,267)**		

City of Kyle, Texas
Fund Summary Budget Report
SW KYLE PID #1 (8220)

Line No.		Actual 2023-24	Actual 2024-25	Approved Budget 2025-26	Year to Date w/Encumbrance 3/31/2025	Current Year Estimate 2025-26	ICM Proposed Budget 2026-27	Proposed $ Increase (Decrease) From FY 2025-26 Approved Budget	Proposed % Increase (Decrease) From FY 2025-26 Approved Budget
	BEGINNING FUND BALANCE	$ (1,057)	$ (361)	$ (361)	$ (361)	$ (361)	$ (361)		
	REVENUE:								
1	Assessments	$ -	$ -	$ -	$ -	$ -	$ -	$ -	0.00%
2	Developer Contributions	-	-	-	-	-	-	-	0.00%
3	Refunds & Reimbursements	1,057	-	-	-	-	-	-	0.00%
	Total Revenue & Transfers In	$ 1,057	$ -	$ -	$ -	$ -	$ -	$ -	0.00%
	EXPENDITURES:								
1	Legal Services	$ -	$ -	$ -	$ -	$ -	$ -	$ -	0.00%
2	County Recording Fees	-	-	-	-	-	-	-	0.00%
3	Public Notices	361	-	-	-	-	-	-	0.00%
4	Services - Financial Advisory	-	-	-	-	-	-	-	0.00%
5	PID Administration	-	-	-	-	-	-	-	0.00%
6	Services - Appraisal	-	-	-	-	-	-	-	0.00%
7	Postage	-	-	-	-	-	-	-	0.00%
	TOTAL EXPENDITURES:	$ 361	$ -	$ -	$ -	$ -	$ -	$ -	0.00%
	TOTAL REVENUE & TRANSFERS-IN IN EXCESS (DEFICIT) OVER EXPENDITURES	$ 696	$ -	$ -	$ -	$ -	$ -	$ -	
	ESTIMATED ENDING FUND BALANCE	**$ (361)**	**$ (361)**	**$ (361)**	**$ (361)**	**$ (361)**	**$ (361)**		

City of Kyle, Texas
Fund Summary Budget Report
PLUM CREEK NORTH PID (8225)

Line No.		Actual 2023-24	Actual 2024-25	Approved Budget 2025-26	Year to Date w/Encumbrance 3/31/2025	Current Year Estimate 2025-26	ICM Proposed Budget 2026-27	Proposed $ Increase (Decrease) From FY 2025-26 Approved Budget	Proposed % Increase (Decrease) From FY 2025-26 Approved Budget
	BEGINNING FUND BALANCE	$ 3,370	$ 12,069	$ 15,019	$ 15,019	$ 15,019	$ (4,329)		
	REVENUE:								
1	Developer Contributions	$ -	$ -	$ -	$ -	$ -	$ -	$ -	0.00%
2	PCNDC Committee Fee	12,350	27,450	-	-	-	-	-	0.00%
	Total Revenue & Transfers In	$ 12,350	$ 27,450	$ -	$ -	$ -	$ -	$ -	0.00%
	EXPENDITURES:								
1	Legal Services	$ 3,370	$ -	$ -	$ -	$ -	$ -	$ -	0.00%
2	County Recording Fees	281	-	-	-	-	-	-	0.00%
3	Advertising	-	-	-	-	-	-	-	0.00%
4	Public Notices	-	-	-	-	-	-	-	0.00%
5	Services - Financial Advisory	-	-	-	-	-	-	-	0.00%
6	PID Administration	-	-	-	9,761	9,761	-	-	0.00%
7	Services - Appraisal	-	-	-	-	-	-	-	0.00%
8	PCNDC Committee Payments	-	28,513	-	9,588	9,588	-	-	0.00%
	TOTAL EXPENDITURES:	$ 3,651	$ 28,513	$ -	$ 19,348	$ 19,348	$ -	$ -	0.00%
	TOTAL REVENUE & TRANSFERS-IN IN EXCESS (DEFICIT) OVER EXPENDITURES	$ 8,699	$ (1,063)	$ -	$ (19,348)	$ (19,348)	$ -	$ -	
	ESTIMATED ENDING FUND BALANCE	**$ 12,069**	**$ 11,007**	**$ 15,019**	**$ (4,329)**	**$ (4,329)**	**$ (4,329)**		

City of Kyle, Texas
Fund Summary Budget Report
PORTER COUNTRY (8227)

Line No.		Actual 2023-24	Actual 2024-25	Approved Budget 2025-26	Year to Date w/Encumbrance 3/31/2025	Current Year Estimate 2025-26	ICM Proposed Budget 2026-27	Proposed $ Increase (Decrease) From FY 2025-26 Approved Budget	Proposed % Increase (Decrease) From FY 2025-26 Approved Budget
	BEGINNING FUND BALANCE	$ 39,833	$ 39,738	$ 1,224,400	$ 1,224,400	$ 1,224,400	$ 1,224,400		
	REVENUE:								
1	Developer Contributions	$ -	$ -	$ -	$ -	$ -	$ -	$ -	0.00%
2	PID Tribute Fee	-	1,184,662	-	-	-	-	-	0.00%
	Total Revenue & Transfers In	$ -	$ 1,184,662	$ -	$ -	$ -	$ -	$ -	0.00%
	EXPENDITURES:								
1	Legal Services	$ -	$ -	$ -	$ -	$ -	$ -	$ -	0.00%
2	County Recording Fees	95	49	-	-	-	-	-	0.00%
3	Advertising	-	-	-	-	-	-	-	0.00%
4	Public Notices	-	-	-	-	-	-	-	0.00%
5	Services - Financial Advisory	-	-	-	-	-	-	-	0.00%
6	PID Administration	-	-	-	-	-	-	-	0.00%
7	Postage	-	-	-	-	-	-	-	0.00%
	TOTAL EXPENDITURES:	$ 95	$ 49	$ -	$ -	$ -	$ -	$ -	0.00%
	TOTAL REVENUE & TRANSFERS-IN IN EXCESS (DEFICIT) OVER EXPENDITURES	$ (95)	$ 1,184,613	$ -	$ -	$ -	$ -	$ -	
	ESTIMATED ENDING FUND BALANCE	**$ 39,738**	**$ 1,224,351**	**$ 1,224,400**	**$ 1,224,400**	**$ 1,224,400**	**$ 1,224,400**		

City of Kyle, Texas
Fund Summary Budget Report
LIMESTONE CREEK PID (8228)

Line No.		Actual 2023-24	Actual 2024-25	Approved Budget 2025-26	Year to Date w/Encumbrance 3/31/2025	Current Year Estimate 2025-26	ICM Proposed Budget 2026-27	Proposed $ Increase(Decrease) From FY 2025-26 Approved Budget	Proposed % Increase(Decrease) From FY 2025-26 Approved Budget
	BEGINNING FUND BALANCE	$ 125,985	$ 34,667	$ (26,883)	$ (26,883)	(26,883)	$ (44,082)		
	REVENUE:								
1	Developer Contributions	$ -	$ -	$ -	$ -	$ -	$ -	$ -	0.00%
	Total Revenue & Transfers In	$ -	$ -	$ -	$ -	$ -	$ -	$ -	0.00%
	EXPENDITURES:								
1	Demolition/Lot Cleaning (Capital Outlay)	$ -	$ 124,776	$ -	$ -	$ -	$ -	$ -	0.00%
2	Easement/ROW Acquisition/Relocation Svc	69,930	-	-	-	-	-	-	0.00%
3	Legal Services - Capital Outlay	19,499	1,083	-	-	-	-	-	0.00%
4	Legal Services	1,468	313	-	17,199	17,199	-	-	0.00%
5	County Recording Fees	421	-	-	-	-	-	-	0.00%
6	Advertising	-	-	-	-	-	-	-	0.00%
7	Public Notices	-	-	-	-	-	-	-	0.00%
8	Services - Financial Advisory	-	-	-	-	-	-	-	0.00%
9	PID Administration	-	-	-	-	-	-	-	0.00%
10	Postage	-	-	-	-	-	-	-	0.00%
	TOTAL EXPENDITURES:	$ 91,318	$ 126,171	$ -	$ 17,199	$ 17,199	$ -	$ -	0.00%
	TOTAL REVENUE & TRANSFERS-IN IN EXCESS (DEFICIT) OVER EXPENDITURES	$ (91,318)	$ (126,171)	$ -	$ (17,199)	$ (17,199)	$ -	$ -	
	ESTIMATED ENDING FUND BALANCE	**$ 34,667**	**$ (91,504)**	**$ (26,883)**	**$ (44,082)**	**$ (44,082)**	**$ (44,082)**		

City of Kyle, Texas
Fund Summary Budget Report
KAYAC FUND (8300)

Line No.		Actual 2023-24	Actual 2024-25	Approved Budget 2025-26	Year to Date w/Encumbrance 3/31/2025	Current Year Estimate 2025-26	ICM Proposed Budget 2026-27	Proposed $ Increase(Decrease) From FY 2025-26 Approved Budget	Proposed % Increase(Decrease) From FY 2025-26 Approved Budget
	BEGINNING FUND BALANCE	$ 3,890	$ 3,890	$ 3,890	$ 3,890	3,890	$ 3,890		
	REVENUE:								
1	KAYAC - Donations/Fundraiser	$ -	$ -	$ -	$ -	$ -	$ -	$ -	0.00%
	Total Revenue & Transfers In	$ -	$ -	$ -	$ -	$ -	$ -	$ -	0.00%
	EXPENDITURES:								
1	Services - KAYAC	$ -	$ -	$ -	$ -	$ -	$ -	$ -	0.00%
	TOTAL EXPENDITURES:	$ -	$ -	$ -	$ -	$ -	$ -	$ -	0.00%
	TOTAL REVENUE & TRANSFERS-IN IN EXCESS (DEFICIT) OVER EXPENDITURES	$ -	$ -	$ -	$ -	$ -	$ -	$ -	
	ESTIMATED ENDING FUND BALANCE	**$ 3,890**	**$ 3,890**	**$ 3,890**	**$ 3,890**	**$ 3,890**	**$ 3,890**		

5-Year Capital Improvements Plan (CIP)

Proposed Budget
Fiscal Year 2026-27

City Council Budget Meeting

August 1, 2026

CAPITAL IMPROVEMENTS PROGRAM (CIP)
5-Year CIP Spending Plan
Fiscal Years 2027-2031

GENERAL FUND CIP

1	Street Maintenance Rehab/Microsurfacing Street Improvement Program Citywide									
	Funding Source /Accounting Code(s)	2026 Approved Budget	ITD thru 05/31/2026	Total Project Budget	2027	2028	2029	2030	2031	Total 27-31
	General Fund CIP									
	1110-64800-572170	$ 1,303,371	$ 4,406,995	$ 5,000,000	$ 1,000,000	$ 1,000,000	$ 1,000,000	$ 1,000,000	$ 1,000,000	$ 5,000,000
	1110-64800-572171	$ 1,880,000	$ 1,933,614	$ 9,400,000	$ 1,880,000	$ 1,880,000	$ 1,880,000	$ 1,880,000	$ 1,880,000	$ 9,400,000
	Total Project	3,183,371	6,340,609	14,400,000	2,880,000	2,880,000	2,880,000	2,880,000	2,880,000	14,400,000

2	Pedestrian Crossing Treatments									
	Funding Source /Accounting Code(s)	2026 Approved Budget	ITD thru 05/31/2026	Total Project Budget	2027	2028	2029	2030	2031	Total 27-31
	General Fund CIP									
	1110-TBD	$ -	$ -	$ 1,400,000	$ 1,200,000	$ -	$ -	$ -	$ -	$ 1,200,000

3	Sidewalk Master Plan Implementation									
	Funding Source /Accounting Code(s)	2026 Approved Budget	ITD thru 05/31/2026	Total Project Budget	2027	2028	2029	2030	2031	Total 27-31
	General Fund CIP									
	1110-64802	$ 14,800	$ -	$ 2,500,000	$ 500,000	$ 500,000	$ 500,000	$ 500,000	$ 500,000	$ 2,500,000

4	Kyle Senior Community Center Driveway									
	Funding Source /Accounting Code(s)	2026 Approved Budget	ITD thru 05/31/2026	Total Project Budget	2027	2028	2029	2030	2031	Total 27-31
	General Fund CIP									
	1110-TBD	$ -	$ -	$ 3,000,000	$ 200,000	$ -	$ -	$ -	$ -	$ 200,000

5	Sunflower Circle									
	Funding Source /Accounting Code(s)	2026 Approved Budget	ITD thru 05/31/2026	Total Project Budget	2027	2028	2029	2030	2031	Total 27-31
	General Fund CIP									
	1110-TBD	$ -	$ -	$ 150,000	$ 100,000	$ -	$ -	$ -	$ -	$ 100,000

6	Philomena Sidewalk									
	Funding Source /Accounting Code(s)	2026 Approved Budget	ITD thru 05/31/2026	Total Project Budget	2027	2028	2029	2030	2031	Total 27-31
	General Fund CIP									
	1110-TBD	$ -	$ -	$ 1,500,000	$ -	$ -	$ 1,500,000	$ -	$ -	$ 1,500,000

TOTAL GENERAL FUND CIP	**$ 3,198,171**	**$ 6,340,609**	**$ 22,950,000**	**$ 4,880,000**	**$ 3,380,000**	**$ 4,880,000**	**$ 3,380,000**	**$ 3,380,000**	**$ 19,900,000**

CAPITAL IMPROVEMENTS PROGRAM (CIP)
5-Year CIP Spending Plan
Fiscal Years 2027-2031

CIP PARK DEVELOPMENT FUND

7	Park Improvements - Steeplechase (Funded 50% by TPWD Grant)									
	Funding Source /Accounting Code(s)	2026 Approved Budget	ITD thru 05/31/2026	Total Project Budget	2027	2028	2029	2030	2031	Total 27-31
	CIP Park Development Fund 1720-65300-572340	$ 305,729	$ 1,416,880	$ 1,500,000	$ 750,000	$ 750,000	$ -	$ -	$ -	$ 1,500,000

8	Festive Lighting and Decorations - Parks City Wide									
	Funding Source /Accounting Code(s)	2026 Approved Budget	ITD thru 05/31/2026	Total Project Budget	2027	2028	2029	2030	2031	Total 27-31
	CIP Park Development Fund 1720-65300-572481	$ 508,980	$ 942,723	$ 2,500,000	$ 500,000	$ 500,000	$ 500,000	$ 500,000	$ 500,000	$ 2,500,000

9	Park Improvements - Mary Kyle Hartson									
	Funding Source /Accounting Code(s)	2026 Approved Budget	ITD thru 05/31/2026	Total Project Budget	2027	2028	2029	2030	2031	Total 27-31
	CIP Park Development Fund 1720-65300-572372	$ 899,759	$ 899,759	$ 1,000,000	$ 749,759	$ -	$ -	$ -	$ -	$ 749,759

TOTAL CIP PARK DEVELOPMENT FUND	**$ 1,714,468**	**$ 3,259,363**	**$ 5,000,000**	**$ 1,999,759**	**$ 1,250,000**	**$ 500,000**	**$ 500,000**	**$ 500,000**	**$ 4,749,759**

CAPITAL IMPROVEMENTS PROGRAM (CIP)
5-Year CIP Spending Plan
Fiscal Years 2027-2031

2020 PARKS GO BOND FUND

10	Recreational Fields (50% funding from City bonds + 50% from County parks bonds									
	Funding Source /Accounting Code(s)	2026 Approved Budget	ITD thru 05/31/2026	Total Project Budget	2027	2028	2029	2030	2031	Total 27-31
	2020 Parks GO Bond Fund 1951-67730	$ 8,995,672	$ 5,409,436	$ 14,000,000	$ 2,000,000	$ 8,000,000	$ -	$ -	$ -	$ 10,000,000

11	Plum Creek Trail (50% funding from City bonds + 50% from County parks bonds)									
	Funding Source /Accounting Code(s)	2026 Approved Budget	ITD thru 05/31/2026	Total Project Budget	2027	2028	2029	2030	2031	Total 27-31
	2020 Parks GO Bond Fund 1951-67740	$ 3,222,280	$ 1,219,779	$ 4,000,000	$ 800,000	$ -	$ -	$ -	$ -	$ 800,000

12	Gregg-Clarke Park (50% funding from City bonds + 50% from County parks bonds)									
	Funding Source /Accounting Code(s)	2026 Approved Budget	ITD thru 05/31/2026	Total Project Budget	2027	2028	2029	2030	2031	Total 27-31
	2020 Parks GO Bond Fund									
	1951-67750	$ 1,310,147	$ 1,374,876	$ 1,375,000	$ -	$ -	$ -	$ -	$ -	$ -
	1951-67751	$ -	$ 625,000	$ 625,000	$ -	$ -	$ -	$ -	$ -	$ -
	Total Project	$ 1,310,147	$ 1,999,876	$ 2,000,000	$ -	$ -	$ -	$ -	$ -	$ -

TOTAL 2020 PARKS GO BOND FUND	**$ 13,528,100**	**$ 8,629,091**	**$ 20,000,000**	**$ 2,800,000**	**$ 8,000,000**	**$ -**	**$ -**	**$ -**	**$ 10,800,000**

CAPITAL IMPROVEMENTS PROGRAM (CIP)
5-Year CIP Spending Plan
Fiscal Years 2027-2031

CO BOND FUND (PARKS)

13	Lake Kensington Project									
	Funding Source /Accounting Code(s)	2026 Approved Budget	ITD thru 05/31/2026	Total Project Budget	2027	2028	2029	2030	2031	Total 27-31
	CO Bond Fund (Parks)									
	1956-65320	$ -	$ 652,531	$ 1,100,000	$ 447,469	$ -	$ -	$ -	$ -	$ 447,469
	CO Bond Fund (Intersections)									
	1954-65320	$ 5,564,464	$ -	$ -	$ -	$ -	$ -	$ -	$ -	$ -
	Total Project	$ 5,564,464	$ 652,531	$ 1,100,000	$ 447,469	$ -	$ -	$ -	$ -	$ 447,469

14	Kyle Senior Community Center - 1500 Dacy Lane									
	Funding Source /Accounting Code(s)	2026 Approved Budget	ITD thru 05/31/2026	Total Project Budget	2027	2028	2029	2030	2031	Total 27-31
	CO Bond Fund (Parks)									
	1956-63208	$ -	$ 2,819,626	$ 2,819,626	$ -	$ -	$ -	$ -	$ -	$ -
	CO Bond Fund (Intersections)									
	1954-63208	$ 2,976,133	$ 3,517,398	$ 3,517,398	$ -	$ -	$ -	$ -	$ -	$ -
	General Fund CIP									
	1110-63208	$ 284,600	$ 1,308,157	$ 1,308,157	$ -	$ -	$ -	$ -	$ -	$ -
	Total Project	$ 3,260,733	$ 7,645,181	$ 7,645,181	$ -	$ -	$ -	$ -	$ -	$ -

TOTAL CO BOND FUND (PARKS)	**$ -**	**$ 3,472,157**	**$ 3,919,626**	**$ 447,469**	**$ -**	**$ -**	**$ -**	**$ -**	**$ -**	**$ 447,469**
TOTAL CO BOND FUND (INTERSECTIONS)	**$ 8,540,597**	**$ 3,517,398**	**$ 3,517,398**	**$ -**	**$ -**	**$ -**	**$ -**	**$ -**	**$ -**	**$ -**
TOTAL GENERAL FUND CIP	**$ 284,600**	**$ 1,308,157**	**$ 1,308,157**	**$ -**	**$ -**	**$ -**	**$ -**	**$ -**	**$ -**	**$ -**

CAPITAL IMPROVEMENTS PROGRAM (CIP)
5-Year CIP Spending Plan
Fiscal Years 2027-2031

TIRZ #1 FUND

15	Traffic Improvements for Kyle Crossing at Kohlers Crossing									
	Funding Source /Accounting Code(s)	2026 Approved Budget	ITD thru 05/31/2026	Total Project Budget	2027	2028	2029	2030	2031	Total 27-31
	CO Bond Fund (Intersections)									
	1954-64875	$ 1,977,130	$ 756,825	$ 756,825	$ -	$ -	$ -	$ -	$ -	$ -
	TIRZ #1 Fund									
	1520-64785	$ -	$ -	$ 3,243,175	$ 1,500,000	$ 2,500,000	$ -	$ -	$ -	$ 4,000,000
	Total Project	$ 1,977,130	$ 756,825	$ 4,000,000	$ 1,500,000	$ 2,500,000	$ -	$ -	$ -	$ 4,000,000

TOTAL CO BOND FUND (INTERSECTIONS)	**$ 1,977,130**	**$ 756,825**	**$ 756,825**	**$ -**	**$ -**	**$ -**	**$ -**	**$ -**	**$ -**
TOTAL TIRZ #1 FUND	**$ -**	**$ -**	**$ 3,243,175**	**$ 1,500,000**	**$ 2,500,000**	**$ -**	**$ -**	**$ -**	**$ 4,000,000**

CAPITAL IMPROVEMENTS PROGRAM (CIP)
5-Year CIP Spending Plan
Fiscal Years 2027-2031

TIRZ #2 FUND

16	Roundabout - Sanders at Kohlers Crossing									
	Funding Source /Accounting Code(s)	2026 Approved Budget	ITD thru 05/31/2026	Total Project Budget	2027	2028	2029	2030	2031	Total 27-31
	TIRZ #2 Fund 1530-64866	$ 5,310,203	$ 3,544,060	$ 6,000,000	$ 4,785,992	$ -	$ -	$ -	$ -	$ 4,785,992

17	Roundabout Illumination & Other Improvements									
	Funding Source /Accounting Code(s)	2026 Approved Budget	ITD thru 05/31/2026	Total Project Budget	2027	2028	2029	2030	2031	Total 27-31
	TIRZ #2 Fund 1530-64868	$ 11,683,257	$ 26,290	$ 12,000,000	$ 4,000,000	$ 7,657,257	$ -	$ -	$ -	$ 11,657,257

18	Roundabout - Benner Road at Kohlers Crossing									
	Funding Source /Accounting Code(s)	2026 Approved Budget	ITD thru 05/31/2026	Total Project Budget	2027	2028	2029	2030	2031	Total 27-31
	TIRZ #2 Fund 1530-64865	$ 5,127,910	$ 1,331,511	$ 6,000,000	$ -	$ 4,608,077	$ -	$ -	$ -	$ 4,608,077

19	Cromwell Road Extension									
	Funding Source /Accounting Code(s)	2026 Approved Budget	ITD thru 05/31/2026	Total Project Budget	2027	2028	2029	2030	2031	Total 27-31
	TIRZ #2 Fund 1530-64862	$ 651,745	$ 668,094	$ 5,700,000	$ 500,000	$ 5,000,000	$ -	$ -	$ -	$ 5,500,000

TOTAL TIRZ #2 FUND	**$ 22,773,115**	**$ 5,569,956**	**$ 29,700,000**	**$ 9,285,992**	**$ 17,265,334**	**$ -**	**$ -**	**$ -**	**$ 26,551,326**

CAPITAL IMPROVEMENTS PROGRAM (CIP)
5-Year CIP Spending Plan
Fiscal Years 2027-2031

WATER IMPACT FEE FUND

20	Lehman Booster Pump Station Expansion									
	Funding Source /Accounting Code(s)	2026 Approved Budget	ITD thru 05/31/2026	Total Project Budget	2027	2028	2029	2030	2031	Total 27-31
	Water CIP Impact Fee Fund 3320-86816	$ 1,778,349	$ 1,479,930	$ 25,000,000	$ 13,000,000	$ 10,000,000	$ -	$ -	$ -	$ 23,000,000

21	Post Oak EST Waterline									
	Funding Source /Accounting Code(s)	2026 Approved Budget	ITD thru 05/31/2026	Total Project Budget	2027	2028	2029	2030	2031	Total 27-31
	Water CIP Impact Fee Fund 3320-86712	$ 1,914,841	$ 1,375,476	$ 15,000,000	$ 6,000,000	$ 6,000,000	$ -	$ -	$ -	$ 12,000,000

22	24" Goforth Waterline-Maredia/Weigand									
	Funding Source /Accounting Code(s)	2026 Approved Budget	ITD thru 05/31/2026	Total Project Budget	2027	2028	2029	2030	2031	Total 27-31
	Water CIP Impact Fee Fund 3320-88105	$ 1,000,000	$ -	$ 4,232,420	$ 4,232,420	$ -	$ -	$ -	$ -	$ 4,232,420

23	1626 to Veterans 16" Waterline									
	Funding Source /Accounting Code(s)	2026 Approved Budget	ITD thru 05/31/2026	Total Project Budget	2027	2028	2029	2030	2031	Total 27-31
	Water CIP Impact Fee Fund 3320-88106	$ 450,000	$ -	$ 15,000,000	$ 4,000,000	$ 8,500,000	$ -	$ -	$ -	$ 12,500,000

24	Kyle Parkway/Lehman Waterline betterment (ROAD BOND)									
	Funding Source /Accounting Code(s)	2026 Approved Budget	ITD thru 05/31/2026	Total Project Budget	2027	2028	2029	2030	2031	Total 27-31
	Water CIP Impact Fee Fund 3320-TBD	$ -	$ -	$ 3,899,054	$ 3,899,054	$ -	$ -	$ -	$ -	$ 3,899,054

25	GBRA Waterline									
	Funding Source /Accounting Code(s)	2026 Approved Budget	ITD thru 05/31/2026	Total Project Budget	2027	2028	2029	2030	2031	Total 27-31
	Water CIP Impact Fee Fund 3320-68818	$ 3,629,998	$ 1,814,998	$ 3,629,996	$ 1,814,998	$ -	$ -	$ -	$ -	$ 1,814,998

26	Well #3 Improvements									
	Funding Source /Accounting Code(s)	2026 Approved Budget	ITD thru 05/31/2026	Total Project Budget	2027	2028	2029	2030	2031	Total 27-31
	Water CIP Impact Fee Fund 3320-88111	$ 650,000	$ -	$ 3,000,000	$ 1,000,000	$ 1,500,000	$ -	$ -	$ -	$ 2,500,000

27	Old Stagecoach Waterline									
	Funding Source /Accounting Code(s)	2026 Approved Budget	ITD thru 05/31/2026	Total Project Budget	2027	2028	2029	2030	2031	Total 27-31
	Water CIP Impact Fee Fund 3320-88114	$ 950,000	$ -	$ 950,000	$ 950,000	$ -	$ -	$ -	$ -	$ 950,000

CAPITAL IMPROVEMENTS PROGRAM (CIP)
5-Year CIP Spending Plan
Fiscal Years 2027-2031

28	24" Goforth Waterline-Meritage Homes									
	Funding Source /Accounting Code(s)	2026 Approved Budget	ITD thru 05/31/2026	Total Project Budget	2027	2028	2029	2030	2031	Total 27-31
	Water CIP Impact Fee Fund 3320-88104	$ 80,000	$ -	$ 720,000	$ 720,000	$ -	$ -	$ -	$ -	$ 720,000

29	Water Line Improvements									
	Funding Source /Accounting Code(s)	2026 Approved Budget	ITD thru 05/31/2026	Total Project Budget	2027	2028	2029	2030	2031	Total 27-31
	Water CIP Impact Fee Fund 3320-86400	$ 1,236,644	$ 387,230	$ 3,500,000	$ 500,000	$ 1,000,000	$ 500,000	$ 1,000,000	$ 500,000	$ 3,500,000

30	Indirect/Direct Portable Use									
	Funding Source /Accounting Code(s)	2026 Approved Budget	ITD thru 05/31/2026	Total Project Budget	2027	2028	2029	2030	2031	Total 27-31
	Water CIP Impact Fee Fund 3320-88113	$ 500,000	$ -	$ 142,500,000	$ 500,000	$ -	$ 10,000,000	$ 4,000,000	$ -	$ 14,500,000

31	Generators for Water Pump Station Sites									
	Funding Source /Accounting Code(s)	2026 Approved Budget	ITD thru 05/31/2026	Total Project Budget	2027	2028	2029	2030	2031	Total 27-31
	Water CIP Impact Fee Fund 3320-86708	$ 1,436,084	$ 2,075,757	$ 2,660,000	$ 1,325,757	$ -	$ -	$ -	$ -	$ 1,325,757

32	Old Highway 81 Waterline									
	Funding Source /Accounting Code(s)	2026 Approved Budget	ITD thru 05/31/2026	Total Project Budget	2027	2028	2029	2030	2031	Total 27-31
	Water CIP Impact Fee Fund 3320-TBD	$ -	$ -	$ 1,000,000	$ 1,000,000	$ -	$ -	$ -	$ -	$ 1,000,000

33	Pump House Road Waterline									
	Funding Source /Accounting Code(s)	2026 Approved Budget	ITD thru 05/31/2026	Total Project Budget	2027	2028	2029	2030	2031	Total 27-31
	Water CIP Impact Fee Fund 3320-88103	$ 400,000	$ -	$ 500,000	$ 420,000	$ -	$ -	$ -	$ -	$ 420,000

34	Yarrington & Lehman Pump Stations									
	Funding Source /Accounting Code(s)	2026 Approved Budget	ITD thru 05/31/2026	Total Project Budget	2027	2028	2029	2030	2031	Total 27-31
	Water CIP Impact Fee Fund 3320-86703	$ 404,510	$ 4,510	$ 404,510	$ 400,000	$ -	$ -	$ -	$ -	$ 400,000

35	Water Tank Rehabilitation									
	Funding Source /Accounting Code(s)	2026 Approved Budget	ITD thru 05/31/2026	Total Project Budget	2027	2028	2029	2030	2031	Total 27-31
	Water CIP Impact Fee Fund 3320-86700	$ 500,000	$ 17,450	$ 1,350,000	$ 150,000	$ 400,000	$ -	$ 400,000	$ 400,000	$ 1,350,000

CAPITAL IMPROVEMENTS PROGRAM (CIP)
5-Year CIP Spending Plan
Fiscal Years 2027-2031

36	**Schlemmer & Porter Phase 4 - W**									
	Funding Source /Accounting Code(s)	2026 Approved Budget	ITD thru 05/31/2026	Total Project Budget	2027	2028	2029	2030	2031	Total 27-31
	Water CIP Impact Fee Fund 3320-TBD	$ -	$ -	$ 2,500,000	$ 75,000	$ 50,000	$ 250,000	$ 850,000	$ -	$ 1,225,000
	TOTAL WATER CIP IMPACT FEE FUND	**$ 14,930,426**	**$ 7,155,350**	**$ 225,845,980**	**$ 39,987,229**	**$ 27,450,000**	**$ 10,750,000**	**$ 6,250,000**	**$ 900,000**	**$ 85,337,229**

CAPITAL IMPROVEMENTS PROGRAM (CIP)
5-Year CIP Spending Plan
Fiscal Years 2027-2031

CO BOND FUND (WATER UTILITIES)

37	FM 1626 Transmission Waterline to Kohlers									
	Funding Source /Accounting Code(s)	2026 Approved Budget	ITD thru 05/31/2026	Total Project Budget	2027	2028	2029	2030	2031	Total 27-31
	CO Bond Fund (Water Utilities) 1955-88102	$ 16,217,889	$ 717,889	$ 15,500,000	$ 6,500,000	$ -	$ -	$ -	$ -	$ 6,500,000

38	Waterline from Anthem									
	Funding Source /Accounting Code(s)	2026 Approved Budget	ITD thru 05/31/2026	Total Project Budget	2027	2028	2029	2030	2031	Total 27-31
	CO Bond Fund (Water Utilities) 1955-86702	$ 2,737,106	$ 108,730	$ 4,000,000	$ 3,600,000	$ -	$ -	$ -	$ -	$ 3,600,000

39	Pressure Plane 3 Pump Station									
	Funding Source /Accounting Code(s)	2026 Approved Budget	ITD thru 05/31/2026	Total Project Budget	2027	2028	2029	2030	2031	Total 27-31
	CO Bond Fund (Water Utilities) 1955-86825	$ 15,000,000	$ -	$ 50,000,000	$ -	$ -	$ -	$ 15,000,000	$ 25,000,000	$ 40,000,000
	Water CIP Impact Fee Fund 3320-86825	$ -	$ 48,932	$ 50,000,000	$ -	$ -	$ -	$ -	$ -	$ -
	Total Project	$ 15,000,000	$ 48,932	$ 100,000,000	$ -	$ -	$ -	$ 15,000,000	$ 25,000,000	$ 40,000,000

40	FM 1626 Pump Station Improvements									
	Funding Source /Accounting Code(s)	2026 Approved Budget	ITD thru 05/31/2026	Total Project Budget	2027	2028	2029	2030	2031	Total 27-31
	CO Bond Fund (Water Utilities) 1955-88100	$ 37,383,786	$ 28,332,530	$ 38,000,000	$ -	$ -	$ -	$ -	$ -	$ -
	Water CIP Impact Fee Fund 3320-88100	$ -	$ 161	$ 38,000,000	$ -	$ -	$ -	$ -	$ -	$ -
	Total Project	$ 37,383,786	$ 28,332,691	$ 76,000,000	$ -	$ -	$ -	$ -	$ -	$ -

TOTAL WATER CIP IMPACT FEE FUND	**$ -**	**$ 49,093**	**$ 88,000,000**	**$ -**	**$ -**	**$ -**	**$ -**	**$ -**	**$ -**
TOTAL CO BOND FUND (WATER UTILITIES)	**$ 71,338,781**	**$ 29,159,149**	**$ 107,500,000**	**$ 10,100,000**	**$ -**	**$ -**	**$ 15,000,000**	**$ 25,000,000**	**$ 50,100,000**

CAPITAL IMPROVEMENTS PROGRAM (CIP)
5-Year CIP Spending Plan
Fiscal Years 2027-2031

WASTEWATER IMPACT FEE FUND

41	North Trails WW Interceptor									
	Funding Source /Accounting Code(s)	2026 Approved Budget	ITD thru 05/31/2026	Total Project Budget	2027	2028	2029	2030	2031	Total 27-31
	Wastewater CIP Impact Fee Fund 3420-89200	$ 7,680,199	$ 76,605	$ 13,000,000	$ 8,000,000	$ 4,000,000	$ -	$ -	$ -	$ 12,000,000

42	Plum Creek Golf Course Reclaimed Waterline									
	Funding Source /Accounting Code(s)	2026 Approved Budget	ITD thru 05/31/2026	Total Project Budget	2027	2028	2029	2030	2031	Total 27-31
	Wastewater CIP Impact Fee Fund 3420-89902	$ 3,629,222	$ 529,259	$ 20,000,000	$ 4,000,000	$ 6,000,000	$ 6,000,000	$ -	$ -	$ 16,000,000

43	Dacy WW Pipeline Upgrade to 18"									
	Funding Source /Accounting Code(s)	2026 Approved Budget	ITD thru 05/31/2026	Total Project Budget	2027	2028	2029	2030	2031	Total 27-31
	Wastewater CIP Impact Fee Fund 3420-89905	$ 2,888,752	$ 95,854	$ 3,000,000	$ 3,000,000	$ -	$ -	$ -	$ -	$ 3,000,000

44	Wastewater Line Improvements									
	Funding Source /Accounting Code(s)	2026 Approved Budget	ITD thru 05/31/2026	Total Project Budget	2027	2028	2029	2030	2031	Total 27-31
	Wastewater CIP Impact Fee Fund 3420-87400	$ 1,459,408	$ 459,408	$ 4,500,000	$ 1,500,000	$ -	$ 1,500,000	$ -	$ 1,500,000	$ 4,500,000

45	Waterleaf Interceptor									
	Funding Source /Accounting Code(s)	2026 Approved Budget	ITD thru 05/31/2026	Total Project Budget	2027	2028	2029	2030	2031	Total 27-31
	Wastewater CIP Impact Fee Fund 3420-89904	$ 3,031,402	$ 226,717	$ 5,000,000	$ 1,500,000	$ -	$ -	$ -	$ 3,000,000	$ 4,500,000

46	Steeplechase WW Interceptor Upgrade to 30"									
	Funding Source /Accounting Code(s)	2026 Approved Budget	ITD thru 05/31/2026	Total Project Budget	2027	2028	2029	2030	2031	Total 27-31
	Wastewater CIP Impact Fee Fund 3420-89909	$ 10,077,446	$ 1,164,949	$ 18,000,000	$ 1,000,000	$ 1,000,000	$ 10,500,000	$ 3,000,000	$ -	$ 15,500,000

47	Four Seasons Farms WW Interceptor Upgrade to 36"									
	Funding Source /Accounting Code(s)	2026 Approved Budget	ITD thru 05/31/2026	Total Project Budget	2027	2028	2029	2030	2031	Total 27-31
	Wastewater CIP Impact Fee Fund 3420-89910	$ 5,741,710	$ 266,930	$ 7,500,000	$ 500,000	$ 1,000,000	$ 6,000,000	$ -	$ -	$ 7,500,000

48	Generators for Wastewater Lift Station Sites									
	Funding Source /Accounting Code(s)	2026 Approved Budget	ITD thru 05/31/2026	Total Project Budget	2027	2028	2029	2030	2031	Total 27-31
	Wastewater CIP Impact Fee Fund 3420-89908	$ 1,376,489	$ 685,467	$ 2,660,000	$ 500,000	$ -	$ -	$ -	$ -	$ 500,000

CAPITAL IMPROVEMENTS PROGRAM (CIP)
5-Year CIP Spending Plan
Fiscal Years 2027-2031

49	**Center Street Village WW Project**									
	Funding Source /Accounting Code(s)	2026 Approved Budget	ITD thru 05/31/2026	Total Project Budget	2027	2028	2029	2030	2031	Total 27-31
	Wastewater CIP Impact Fee Fund 3420-89400	$ 2,732,533	$ 2,757,029	$ 3,000,000	$ 200,000	$ -	$ -	$ -	$ -	$ 200,000

50	**Schlemmer & Porter Phase 4 - WW**									
	Funding Source /Accounting Code(s)	2026 Approved Budget	ITD thru 05/31/2026	Total Project Budget	2027	2028	2029	2030	2031	Total 27-31
	Wastewater CIP Impact Fee Fund 3420-TBD	$ -	$ -	$ 2,500,000	$ 75,000	$ 50,000	$ 250,000	$ 850,000	$ -	$ 1,225,000

TOTAL WASTEWATER CIP IMPACT FEE FUND	**$ 38,617,161**	**$ 6,262,217**	**$ 79,160,000**	**$ 20,275,000**	**$ 12,050,000**	**$ 24,250,000**	**$ 3,850,000**	**$ 4,500,000**	**$ 64,925,000**

CAPITAL IMPROVEMENTS PROGRAM (CIP)
5-Year CIP Spending Plan
Fiscal Years 2027-2031

CO Bond Fund (WWTP EXPANSION)

51	WWTP Expansion PH II, 9MGD									
	Funding Source /Accounting Code(s)	2026 Approved Budget	ITD thru 05/31/2026	Total Project Budget	2027	2028	2029	2030	2031	Total 27-31
	CO Bond Fund (WWTP Expansion)									
	1953-88310	$ 88,517,105	$ 81,954,459	$ 260,000,000	$ 50,000,000	$ 80,000,000	$ 40,000,000	$ -	$ -	$ 170,000,000
	Wastewater CIP Impact Fee Fund									
	3420-88310	$ 663	$ 878	$ -	$ -	$ -	$ -	$ -	$ -	$ -
	Total Project	$ 88,517,768	$ 81,955,337	$ 260,000,000	$ 50,000,000	$ 80,000,000	$ 40,000,000	$ -	$ -	$ 170,000,000

52	WWTP Interceptor Improvement - Ph 1									
	Funding Source /Accounting Code(s)	2026 Approved Budget	ITD thru 05/31/2026	Total Project Budget	2027	2028	2029	2030	2031	Total 27-31
	CO Bond Fund (WWTP Expansion)									
	1953-88410	$ 229,083	$ 513,194	$ 39,950,615	$ 10,000,000	$ 18,000,000	$ 10,000,000	$ -	$ -	$ 38,000,000
	1953-88411	$ 33,024,385	$ 49,385	$ 49,385	$ -	$ -	$ -	$ -	$ -	$ -
	Total Project	$ 33,253,468	$ 562,580	$ 40,000,000	$ 10,000,000	$ 18,000,000	$ 10,000,000	$ -	$ -	$ 38,000,000

53	Expansion - WWTP Access Road									
	Funding Source /Accounting Code(s)	2026 Approved Budget	ITD thru 05/31/2026	Total Project Budget	2027	2028	2029	2030	2031	Total 27-31
	CO Bond Fund (WWTP Expansion)									
	1953-88311	$ 264,045	$ 264,045	$ 300,000	$ -	$ -	$ -	$ -	$ -	$ -

TOTAL WASTEWATER CIP IMPACT FEE FUND	**$ 663**	**$ 878**	**$ -**	**$ -**	**$ -**	**$ -**	**$ -**	**$ -**	**$ -**
TOTAL CO Bond Fund (WWTP EXPANSION)	**$ 122,034,618**	**$ 82,781,083**	**$ 300,300,000**	**$ 60,000,000**	**$ 98,000,000**	**$ 50,000,000**	**$ -**	**$ -**	**$ 208,000,000**

CAPITAL IMPROVEMENTS PROGRAM (CIP)
5-Year CIP Spending Plan
Fiscal Years 2027-2031

STORM DRAINAGE CIP FUND

54	Goforth Culverts									
	Funding Source /Accounting Code(s)	2026 Approved Budget	ITD thru 05/31/2026	Total Project Budget	2027	2028	2029	2030	2031	Total 27-31
	Storm Drainage CIP Fund 3510-69115	$ 500,000	$ 218,027	$ 1,500,000	$ 1,000,000	$ -	$ -	$ -	$ -	$ 1,000,000

55	Scott/Sledge Drainage Improvements									
	Funding Source /Accounting Code(s)	2026 Approved Budget	ITD thru 05/31/2026	Total Project Budget	2027	2028	2029	2030	2031	Total 27-31
	Storm Drainage CIP Fund 3510-69110	$ 2,700,380	$ -	$ 4,000,000	$ 500,000	$ 3,000,000	$ -	$ -	$ -	$ 3,500,000

56	Center St Regional Detention									
	Funding Source /Accounting Code(s)	2026 Approved Budget	ITD thru 05/31/2026	Total Project Budget	2027	2028	2029	2030	2031	Total 27-31
	Storm Drainage CIP Fund 3510-69114	$ 400,000	$ -	$ 4,000,000	$ 500,000	$ 1,500,000	$ 2,000,000	$ -	$ -	$ 4,000,000

57	Lake Kyle Water Quality Improvement									
	Funding Source /Accounting Code(s)	2026 Approved Budget	ITD thru 05/31/2026	Total Project Budget	2027	2028	2029	2030	2031	Total 27-31
	Storm Drainage CIP Fund 3510-69116	$ 165,481	$ -	$ 170,000	$ 145,520	$ 145,545	$ -	$ -	$ -	$ 291,065

58	Drainage Improvements - Moreno Street									
	Funding Source /Accounting Code(s)	2026 Approved Budget	ITD thru 05/31/2026	Total Project Budget	2027	2028	2029	2030	2031	Total 27-31
	Storm Drainage CIP Fund 3510-69113	$ 600,000	$ -	$ 5,000,000	$ -	$ -	$ -	$ 2,000,000	$ 3,000,000	$ 5,000,000

TOTAL STORM DRAINAGE CIP FUND	**$ 4,365,861**	**$ 218,027**	**$ 14,670,000**	**$ 2,145,520**	**$ 4,645,545**	**$ 2,000,000**	**$ 2,000,000**	**$ 3,000,000**	**$ 13,791,065**

CAPITAL IMPROVEMENTS PROGRAM (CIP)
5-Year CIP Spending Plan
Fiscal Years 2027-2031

2022 GO ROAD BOND FUND

59	Old Stagecoach Road									
	Funding Source /Accounting Code(s)	2026 Approved Budget	ITD thru 05/31/2026	Total Project Budget	2027	2028	2029	2030	2031	Total 27-31
	2022 GO Road Bond Fund 1952-68822	$ 32,762,083	$ 36,003,532	$ 41,170,450	$ 29,925,000	$ 15,904,000	$ -	$ -	$ -	$ 45,829,000

60	Old Stagecoach Road - Tree Relocation									
	Funding Source /Accounting Code(s)	2026 Approved Budget	ITD thru 05/31/2026	Total Project Budget	2027	2028	2029	2030	2031	Total 27-31
	2022 GO Road Bond Fund 1952-68822-572214	$ 1,746,000	$ 848,214	$ 874,502	$ -	$ -	$ -	$ -	$ -	$ -

61	Kohlers Overpass to Seton (Seton Pkwy to Kohler's Crossing)									
	Funding Source /Accounting Code(s)	2026 Approved Budget	ITD thru 05/31/2026	Total Project Budget	2027	2028	2029	2030	2031	Total 27-31
	2022 GO Road Bond Fund 1952-68819	$ 67,214,577	$ 52,397,176	$ 66,139,420	$ 26,521,000	$ 17,740,000	$ 17,740,000	$ 4,435,000	$ -	$ 66,436,000

62	Bunton Creek Road (Lehman Rd to Porter Cove)									
	Funding Source /Accounting Code(s)	2026 Approved Budget	ITD thru 05/31/2026	Total Project Budget	2027	2028	2029	2030	2031	Total 27-31
	2022 GO Road Bond Fund 1952-68818	$ 20,191,412	$ 10,302,788	$ 28,581,228	$ 16,607,000	$ 6,814,000	$ -	$ -	$ -	$ 23,421,000

63	Kyle Parkway/Lehman Road (Dacy Ln to Bunton Creek Rd)									
	Funding Source /Accounting Code(s)	2026 Approved Budget	ITD thru 05/31/2026	Total Project Budget	2027	2028	2029	2030	2031	Total 27-31
	2022 GO Road Bond Fund 1952-68815	$ 9,676,090	$ 10,831,045	$ 42,451,454	$ 12,887,000	$ 2,777,000	$ -	$ -	$ -	$ 15,664,000

64	Windy Hill Rd (Purple Martin Ave to IH 35 Frontage Rd)									
	Funding Source /Accounting Code(s)	2026 Approved Budget	ITD thru 05/31/2026	Total Project Budget	2027	2028	2029	2030	2031	Total 27-31
	2022 GO Road Bond Fund 1952-68811	$ 9,577,229	$ 12,310,374	$ 15,132,125	$ 5,808,000	$ 6,019,000	$ -	$ -	$ -	$ 11,827,000

65	Center Street-On System (Veterans Dr to Main St)									
	Funding Source /Accounting Code(s)	2026 Approved Budget	ITD thru 05/31/2026	Total Project Budget	2027	2028	2029	2030	2031	Total 27-31
	2022 GO Road Bond Fund 1952-68820	$ 7,383,072	$ 4,711,541	$ 10,232,474	$ 5,258,000	$ 3,421,000	$ -	$ -	$ -	$ 8,679,000

66	Bebee Road (Frontage Rd to Goforth Rd/CR 157)									
	Funding Source /Accounting Code(s)	2026 Approved Budget	ITD thru 05/31/2026	Total Project Budget	2027	2028	2029	2030	2031	Total 27-31
	2022 GO Road Bond Fund 1952-68812	$ 26,499,176	$ 11,996,588	$ 66,733,478	$ 1,724,000	$ 22,474,000	$ 13,632,000	$ 6,816,000	$ -	$ 44,646,000

CAPITAL IMPROVEMENTS PROGRAM (CIP)
5-Year CIP Spending Plan
Fiscal Years 2027-2031

67	Road Bond Engineering Mgt Svcs									
	Funding Source /Accounting Code(s)	2026 Approved Budget	ITD thru 05/31/2026	Total Project Budget	2027	2028	2029	2030	2031	Total 27-31
	2022 GO Road Bond Fund 1952-68600	$ 7,323,489	$ 13,281,837	$ 11,321,713	$ 994,000	$ 994,000	$ 994,000	$ -	$ -	$ 2,982,000

68	Marketplace Avenue									
	Funding Source /Accounting Code(s)	2026 Approved Budget	ITD thru 05/31/2026	Total Project Budget	2027	2028	2029	2030	2031	Total 27-31
	2022 GO Road Bond Fund 1952-68813	$ 1,446,252	$ 10,187,805	$ 11,363,156	$ -	$ -	$ -	$ -	$ -	$ -

TOTAL 2022 GO ROAD BOND FUND	**$ 183,819,381**	**$ 162,870,901**	**$ 294,000,000**	**$ 99,724,000**	**$ 76,143,000**	**$ 32,366,000**	**$ 11,251,000**	**$ -**	**$ 219,484,000**

CAPITAL IMPROVEMENTS PROGRAM (CIP)
5-Year CIP Spending Plan
Fiscal Years 2027-2031

TIRZ #4 FUND

69	S Goforth Drainage Channel									
	Funding Source /Accounting Code(s)	2026 Approved Budget	ITD thru 05/31/2026	Total Project Budget	2027	2028	2029	2030	2031	Total 27-31
	TIRZ #4 Fund 1541-69111	$ 2,000,000	$ 88,482.50	$ 7,000,000	$ 5,000,000	$ 1,500,000	$ -	$ -	$ -	$ 6,500,000
	TOTAL TIRZ #4 FUND	**$ 2,000,000**	**$ 88,483**	**$ 7,000,000**	**$ 5,000,000**	**$ 1,500,000**	**$ -**	**$ -**	**$ -**	**$ 6,500,000**

CDBG FUND

70	CDBG Program - Capital Outlay									
	Funding Source /Accounting Code(s)	2026 Approved Budget	ITD thru 05/31/2026	Total Project Budget	2027	2028	2029	2030	2031	Total 27-31
	CDBG Fund 4240-64883	$ -	$ 266,144	$ 266,144	$ 572,006	$ 300,000	$ 300,000	$ 300,000	$ 300,000	$ 1,772,006
	TOTAL CDBG FUND	**$ -**	**$ 266,144**	**$ 266,144**	**$ 572,006**	**$ 300,000**	**$ 300,000**	**$ 300,000**	**$ 300,000**	**$ 1,772,006**

CAPITAL IMPROVEMENTS PROGRAM (CIP)
5-Year CIP Spending Plan
Fiscal Years 2027-2031

	2026 Approved Budget	ITD thru 05/31/2026	Total Project Budget	2027	2028	2029	2030	2031	Total 27-31
TOTAL GENERAL FUND CIP	$ 3,482,771	$ 7,648,766	$ 24,258,157	$ 4,880,000	$ 3,380,000	$ 4,880,000	$ 3,380,000	$ 3,380,000	$ 19,900,000
TOTAL CIP PARK DEVELOPMENT FUND	$ 1,714,468	$ 3,259,363	$ 5,000,000	$ 1,999,759	$ 1,250,000	$ 500,000	$ 500,000	$ 500,000	$ 4,749,759
TOTAL 2020 PARKS GO BOND FUND	$ 13,528,100	$ 8,629,091	$ 20,000,000	$ 2,800,000	$ 8,000,000	$ -	$ -	$ -	$ 10,800,000
TOTAL CO BOND FUND (PARKS)	$ -	$ 3,472,157	$ 3,919,626	$ 447,469	$ -	$ -	$ -	$ -	$ 447,469
TOTAL CO BOND FUND (INTERSECTIONS)	$ 10,517,727	$ 4,274,223	$ 4,274,223	$ -	$ -	$ -	$ -	$ -	$ -
TOTAL TIRZ #1 FUND	$ -	$ -	$ 3,243,175	$ 1,500,000	$ 2,500,000	$ -	$ -	$ -	$ 4,000,000
TOTAL TIRZ #2 FUND	$ 22,773,115	$ 5,569,956	$ 29,700,000	$ 9,285,992	$ 17,265,334	$ -	$ -	$ -	$ 26,551,326
TOTAL WATER CIP IMPACT FEE FUND	$ 14,930,426	$ 7,204,443	$ 313,845,980	$ 39,987,229	$ 27,450,000	$ 10,750,000	$ 6,250,000	$ 900,000	$ 85,337,229
TOTAL CO BOND FUND (WATER UTILITIES)	$ 71,338,781	$ 29,159,149	$ 107,500,000	$ 10,100,000	$ -	$ -	$ 15,000,000	$ 25,000,000	$ 50,100,000
TOTAL WASTEWATER CIP IMPACT FEE FUND	$ 38,617,825	$ 6,263,096	$ 79,160,000	$ 20,275,000	$ 12,050,000	$ 24,250,000	$ 3,850,000	$ 4,500,000	$ 64,925,000
TOTAL CO BOND FUND (WWTP EXPANSION)	$ 122,034,618	$ 82,781,083	$ 300,300,000	$ 60,000,000	$ 98,000,000	$ 50,000,000	$ -	$ -	$ 208,000,000
TOTAL STORM DRAINAGE CIP FUND	$ 4,365,861	$ 218,027	$ 14,670,000	$ 2,145,520	$ 4,645,545	$ 2,000,000	$ 2,000,000	$ 3,000,000	$ 13,791,065
TOTAL 2022 GO ROAD BOND FUND	$ 183,819,381	$ 162,870,901	$ 294,000,000	$ 99,724,000	$ 76,143,000	$ 32,366,000	$ 11,251,000	$ -	$ 219,484,000
TOTAL TIRZ #4 FUND	$ 2,000,000	$ 88,483	$ 7,000,000	$ 5,000,000	$ 1,500,000	$ -	$ -	$ -	$ 6,500,000
TOTAL CDBG FUND	$ -	$ 266,144	$ 266,144	$ 572,006	$ 300,000	$ 300,000	$ 300,000	$ 300,000	$ 1,772,006
TOTAL ALL FUNDS	**$ 489,123,072**	**$ 321,704,880**	**$ 1,207,137,305**	**$ 258,716,975**	**$ 252,483,879**	**$ 125,046,000**	**$ 42,531,000**	**$ 37,580,000**	**$ 716,357,854**

CAPITAL IMPROVEMENTS PROGRAM (CIP)
5-Year CIP Spending Plan
Fiscal Years 2027-2031

FUTURE CO (PUBLIC WORKS)

71	Traffic Improvements for Dacy Lane at Downing									
	Funding Source /Accounting Code(s)	2026 Approved Budget	ITD thru 05/31/2026	Total Project Budget	2027	2028	2029	2030	2031	Total 27-31
	CO Bond Fund (Intersections)									
	1954-64880	$ 700,000.00	$ 81,243.46	$ 81,243.46	$ -	$ -	$ -	$ -	$ -	$ -
	Future CO (Public Works)									
	TBD-64880	$ -	$ -	$ 1,018,757	$ 1,000,000	$ -	$ -	$ -	$ -	$ 1,000,000
	Total Project	$ 700,000	$ 81,243	$ 1,100,000	$ 1,000,000	$ -	$ -	$ -	$ -	$ 1,000,000

72	Traffic Improvements for Stagecoach Rd. at Veterans Dr. (Jack C. Hays Trail Segment)									
	Funding Source /Accounting Code(s)	2026 Approved Budget	ITD thru 05/31/2026	Total Project Budget	2027	2028	2029	2030	2031	Total 27-31
	General Fund CIP									
	1110-64877	$ -	$ 71,649	$ 71,649	$ -	$ -	$ -	$ -	$ -	$ -
	Future CO (Public Works)									
	TBD-64877	$ -	$ -	$ 6,250,000	$ 6,250,000	$ -	$ -	$ -	$ -	$ 6,250,000
	Total Project	$ -	$ 71,649	$ 6,321,649	$ 6,250,000	$ -	$ -	$ -	$ -	$ 6,250,000

73	Modular Building									
	Funding Source /Accounting Code(s)	2026 Approved Budget	ITD thru 05/31/2026	Total Project Budget	2027	2028	2029	2030	2031	Total 27-31
	Future CO (Public Works)									
	TBD-TBD	$ -	$ -	$ 3,000,000	$ 3,000,000	$ -	$ -	$ -	$ -	$ 3,000,000

74	Langely Road Reconstruction									
	Funding Source /Accounting Code(s)	2026 Approved Budget	ITD thru 05/31/2026	Total Project Budget	2027	2028	2029	2030	2031	Total 27-31
	General Fund CIP									
	1110-64881	$ 4,200,000	$ 66,349	$ 66,349	$ -	$ -	$ -	$ -	$ -	$ -
	Future CO (Public Works)									
	TBD-64881	$ -	$ -	$ 2,500,000	$ 2,500,000					$ 2,500,000
	Total Project	$ 4,200,000	$ 66,349	$ 2,566,349	$ 2,500,000	$ -	$ -	$ -	$ -	$ 2,500,000

75	Residential Streets Maintenance & Rehabilitation Program									
	Funding Source /Accounting Code(s)	2026 Approved Budget	ITD thru 05/31/2026	Total Project Budget	2027	2028	2029	2030	2031	Total 27-31
	General Fund CIP									
	1110-64817	$ 1,087,237	$ 121,057	$ -	$ -	$ -	$ -	$ -	$ -	$ -
	Future CO (Public Works)									
	TBD-64817	$ -	$ -	$ 5,000,000	$ 1,000,000	$ 1,000,000	$ 1,000,000	$ 1,000,000	$ 1,000,000	$ 5,000,000
	Total Project	$ 1,087,237	$ 121,057	$ 5,000,000	$ 1,000,000	$ 1,000,000	$ 1,000,000	$ 1,000,000	$ 1,000,000	$ 5,000,000

76	Intersection Improvements									
	Funding Source /Accounting Code(s)	2026 Approved Budget	ITD thru 05/31/2026	Total Project Budget	2027	2028	2029	2030	2031	Total 27-31
	General Fund CIP									
	1110-65800	$ 59,950	$ 1,353,007	$ 1,353,007	$ -	$ -	$ -	$ -	$ -	$ -
	Future CO (Public Works)									
	TBD-65800	$ -	$ -	$ 5,000,000	$ 1,000,000	$ 1,000,000	$ 1,000,000	$ 1,000,000	$ 1,000,000	$ 5,000,000
	Total Project	$ 59,950	$ 1,353,007	$ 6,353,007	$ 1,000,000	$ 1,000,000	$ 1,000,000	$ 1,000,000	$ 1,000,000	$ 5,000,000

CAPITAL IMPROVEMENTS PROGRAM (CIP)
5-Year CIP Spending Plan
Fiscal Years 2027-2031

77	Traffic Improvements for Marketplace Ave at Kohlers Crossing									
	Funding Source /Accounting Code(s)	2026 Approved Budget	ITD thru 05/31/2026	Total Project Budget	2027	2028	2029	2030	2031	Total 27-31
	CO Bond Fund (Intersections)									
	1954-64878	$ 1,977,130	$ 753,138	$ 753,138	$ -	$ -	$ -	$ -	$ -	$ -
	Future CO (Public Works)									
	TBD-64878	$ -	$ -	$ 5,800,000	$ 1,000,000	$ 500,000	$ 4,300,000	$ -	$ -	$ 5,800,000
	Total Project	$ 1,977,130	$ 753,138	$ 6,553,138	$ 1,000,000	$ 500,000	$ 4,300,000	$ -	$ -	$ 5,800,000

78	Kohlers Railroad Siding Project									
	Funding Source /Accounting Code(s)	2026 Approved Budget	ITD thru 05/31/2026	Total Project Budget	2027	2028	2029	2030	2031	Total 27-31
	General Fund CIP									
	1110-63400	$ 46,330	$ 652,886	$ 652,886	$ -	$ -	$ -	$ -	$ -	$ -
	Transportation Fund									
	1270-63400	$ 975,944	$ 1,236,124	$ 1,236,124	$ -	$ -	$ -	$ -	$ -	$ -
	Future CO (Public Works)									
	TBD-63400	$ -	$ -	$ 22,800,000	$ -	$ 300,000	$ 2,500,000	$ 16,000,000	$ 4,000,000	$ 22,800,000
	Total Project	$ 1,022,274	$ 1,889,009	$ 24,689,009	$ -	$ 300,000	$ 2,500,000	$ 16,000,000	$ 4,000,000	$ 22,800,000

79	Kohlers Crossing Overpass (RR Overpass)									
	Funding Source /Accounting Code(s)	2026 Approved Budget	ITD thru 05/31/2026	Total Project Budget	2027	2028	2029	2030	2031	Total 27-31
	Transportation Fund									
	1270-63401	$ 632,217	$ 194,477	$ 194,477	$ -	$ -	$ -	$ -	$ -	$ -
	Street Improvement Fund									
	1150-63401	$ 165,000	$ 165,000	$ 165,000	$ -	$ -	$ -	$ -	$ -	$ -
	Future CO (Public Works)									
	TBD-63401	$ -	$ -	$ 34,640,523	$ 6,000,000	$ 10,350,000	$ 18,250,000	$ -	$ -	$ 34,600,000
	Total Project	$ 797,217	$ 359,477	$ 35,000,000	$ 6,000,000	$ 10,350,000	$ 18,250,000	$ -	$ -	$ 34,600,000

80	Animal Shelter									
	Funding Source /Accounting Code(s)	2026 Approved Budget	ITD thru 05/31/2026	Total Project Budget	2027	2028	2029	2030	2031	Total 27-31
	Animal Shelter Fund									
	1957-65110	$ -	$ 38,417	$ 38,417	$ -	$ -	$ -	$ -	$ -	$ -
	General Fund CIP									
	1110-65110	$ 2,000,000	$ -	$ -	$ -	$ -	$ -	$ -	$ -	$ -
	CO Bond Fund (Intersections)									
	1954-65110	$ 27,246	$ 69,274	$ 69,274	$ -	$ -	$ -	$ -	$ -	$ -
	Future CO (Public Works)									
	TBD-68513	$ -	$ -	$ 10,000,000	$ 2,000,000	$ 8,000,000	$ -	$ -	$ -	$ 10,000,000
	Total Project	$ 2,027,246	$ 107,691	$ 10,107,691	$ 2,000,000	$ 8,000,000	$ -	$ -	$ -	$ 10,000,000

TOTAL GENERAL FUND CIP	**$ 7,393,517**	**$ 2,264,947**	**$ 2,143,890**	**$ -**	**$ -**	**$ -**	**$ -**	**$ -**	**$ -**
TOTAL CO BOND FUND (INTERSECTIONS)	**$ 2,704,375**	**$ 903,656**	**$ 903,656**	**$ -**	**$ -**	**$ -**	**$ -**	**$ -**	**$ -**
TOTAL TRANSPORTATION FUND	**$ 1,608,161**	**$ 1,430,600**	**$ 1,430,600**	**$ -**	**$ -**	**$ -**	**$ -**	**$ -**	**$ -**
TOTAL STREET IMPROVEMENT FUND	**$ 165,000**	**$ 165,000**	**$ 165,000**	**$ -**	**$ -**	**$ -**	**$ -**	**$ -**	**$ -**
TOTAL ANIMAL SHELTER FUND	**$ -**	**$ 38,417**	**$ 38,417**	**$ -**	**$ -**	**$ -**	**$ -**	**$ -**	**$ -**
TOTAL FUTURE CO (PUBLIC WORKS)	**$ -**	**$ -**	**$ 96,009,280**	**$ 23,750,000**	**$ 21,150,000**	**$ 27,050,000**	**$ 18,000,000**	**$ 6,000,000**	**$ 95,950,000**

CAPITAL IMPROVEMENTS PROGRAM (CIP)
5-Year CIP Spending Plan
Fiscal Years 2027-2031

FUTURE BOND ELECTION

81	Lake Kensington Nature Development									
	Funding Source /Accounting Code(s)	2026 Approved Budget	ITD thru 05/31/2026	Total Project Budget	2027	2028	2029	2030	2031	Total 27-31
	Future Bond Election TBD-65320	$ -	$ -	$ 2,000,000	$ -	$ 1,500,000	$ -	$ -	$ -	$ 1,500,000

82	Chevo Pastrano Senior Parkway Extension									
	Funding Source /Accounting Code(s)	2026 Approved Budget	ITD thru 05/31/2026	Total Project Budget	2027	2028	2029	2030	2031	Total 27-31
	Street Improvement Fund 1150-68513	$ -	$ 198,175	$ 198,175	$ -	$ -	$ -	$ -	$ -	$ -
	Future Bond Election TBD-68513			$ 100,000,000	$ 6,000,000	$ 15,000,000	$ -	$ -	$ 4,000,000	$ 25,000,000
	Total Project	$ -	$ 198,175	$ 100,198,175	$ 6,000,000	$ 15,000,000	$ -	$ -	$ 4,000,000	$ 25,000,000

TOTAL STREET IMPROVEMENT FUND	**$ -**	**$ 198,175**	**$ 198,175**	**$ -**	**$ -**	**$ -**	**$ -**	**$ -**	**$ -**
TOTAL FUTURE BOND ELECTION	**$ -**	**$ -**	**$ 102,000,000**	**$ 6,000,000**	**$ 16,500,000**	**$ -**	**$ -**	**$ 4,000,000**	**$ 26,500,000**

CAPITAL IMPROVEMENTS PROGRAM (CIP)
5-Year CIP Spending Plan
Fiscal Years 2027-2031
(Totals Including Unfunded)

	2026 Approved Budget	ITD thru 05/31/2026	Total Project Budget	2027	2028	2029	2030	2031	Total 27-31
TOTAL GENERAL FUND CIP	$ 10,876,287	$ 9,913,713	$ 26,402,047	$ 4,880,000	$ 3,380,000	$ 4,880,000	$ 3,380,000	$ 3,380,000	$ 19,900,000
TOTAL CIP PARK DEVELOPMENT FUND	$ 1,714,468	$ 3,259,363	$ 5,000,000	$ 1,999,759	$ 1,250,000	$ 500,000	$ 500,000	$ 500,000	$ 4,749,759
TOTAL 2020 PARKS GO BOND FUND	$ 13,528,100	$ 8,629,091	$ 20,000,000	$ 2,800,000	$ 8,000,000	$ -	$ -	$ -	$ 10,800,000
TOTAL CO BOND FUND (PARKS)	$ -	$ 3,472,157	$ 3,919,626	$ 447,469	$ -	$ -	$ -	$ -	$ 447,469
TOTAL CO BOND FUND (INTERSECTIONS)	$ 13,222,102	$ 5,177,879	$ 5,177,879	$ -	$ -	$ -	$ -	$ -	$ -
TOTAL TIRZ #1 FUND	$ -	$ -	$ 3,243,175	$ 1,500,000	$ 2,500,000	$ -	$ -	$ -	$ 4,000,000
TOTAL TIRZ #2 FUND	$ 22,773,115	$ 5,569,956	$ 29,700,000	$ 9,285,992	$ 17,265,334	$ -	$ -	$ -	$ 26,551,326
TOTAL WATER CIP IMPACT FEE FUND	$ 14,930,426	$ 7,204,443	$ 313,845,980	$ 39,987,229	$ 27,450,000	$ 10,750,000	$ 6,250,000	$ 900,000	$ 85,337,229
TOTAL CO BOND FUND (WATER UTILITIES)	$ 71,338,781	$ 29,159,149	$ 107,500,000	$ 10,100,000	$ -	$ -	$ 15,000,000	$ 25,000,000	$ 50,100,000
TOTAL WASTEWATER CIP IMPACT FEE FUND	$ 38,617,825	$ 6,263,096	$ 79,160,000	$ 20,275,000	$ 12,050,000	$ 24,250,000	$ 3,850,000	$ 4,500,000	$ 64,925,000
TOTAL CO BOND FUND (WWTP EXPANSION)	$ 122,034,618	$ 82,781,083	$ 300,300,000	$ 60,000,000	$ 98,000,000	$ 50,000,000	$ -	$ -	$ 208,000,000
TOTAL STORM DRAINAGE CIP FUND	$ 4,365,861	$ 218,027	$ 14,670,000	$ 2,145,520	$ 4,645,545	$ 2,000,000	$ 2,000,000	$ 3,000,000	$ 13,791,065
TOTAL 2022 GO ROAD BOND FUND	$ 183,819,381	$ 162,870,901	$ 294,000,000	$ 99,724,000	$ 76,143,000	$ 32,366,000	$ 11,251,000	$ -	$ 219,484,000
TOTAL TIRZ #4 FUND	$ 2,000,000	$ 88,483	$ 7,000,000	$ 5,000,000	$ 1,500,000	$ -	$ -	$ -	$ 6,500,000
TOTAL CDBG FUND	$ -	$ 266,144	$ 266,144	$ 572,006	$ 300,000	$ 300,000	$ 300,000	$ 300,000	$ 1,772,006
TOTAL TRANSPORTATION FUND	$ 1,608,161	$ 1,430,600	$ 1,430,600	$ -	$ -	$ -	$ -	$ -	$ -
TOTAL STREET IMPROVEMENT FUND	$ 165,000	$ 363,175	$ 363,175	$ -	$ -	$ -	$ -	$ -	$ -
TOTAL ANIMAL SHELTER FUND	$ -	$ 38,417	$ 38,417	$ -	$ -	$ -	$ -	$ -	$ -
TOTAL FUTURE CO (PUBLIC WORKS)	$ -	$ -	$ 96,009,280	$ 23,750,000	$ 21,150,000	$ 27,050,000	$ 18,000,000	$ 6,000,000	$ 95,950,000
TOTAL ALL FUNDS	**$ 500,994,125**	**$ 326,705,675**	**$ 1,308,026,323**	**$ 282,466,975**	**$ 273,633,879**	**$ 152,096,000**	**$ 60,531,000**	**$ 43,580,000**	**$ 812,307,854**
TOTAL FUTURE BOND ELECTION	**$ -**	**$ -**	**$ 102,000,000**	**$ 6,000,000**	**$ 16,500,000**	**$ -**	**$ -**	**$ 4,000,000**	**$ 26,500,000**

Fee Schedule – Rates, Fees & Charges

Proposed Budget
Fiscal Year 2026-27

City Council Budget Meeting

August 1, 2026

City of Kyle, Texas
Schedule of Rates, Fines, Fees, and Charges
Proposed Fiscal Year 2026-2027 Budget

Code Section	Dept.	Description	FY 2026 Approved	FY 2027 Proposed	$ Change	% Change
Administrative and General Fees & Charges						
General Administration Fees						
Various fees are allowed under the Public Information Act. Charges are dependent on the nature of the request and are outlined by the Attorney General's Public Information Act Handbook.						
	Admin	Returned Check Fee (Per Check)	$38.06	$38.06	$0.00	0.0%
	Admin	PIA Requests – Labor Charge for Locating, Compiling, Manipulating Data, Redacting, and Reproducing Public Information	$18.75 An Hour	$18.75 An Hour	$0.00	0.0%
	Admin	PIA Requests – Administrative Overhead Charge	20% of Labor Charge	20% of Labor Charge	–	–
	Admin	PIA Requests – Black & White Copies (Per Side of 8 ½ x 11)	$0.12	$0.12	$0.00	0.0%
	Admin	PIA Requests – Color Copies (Per Side of 8 ½ x 11)	$0.12	$0.12	$0.00	0.0%
	Admin	PIA Requests – Other Fees	State Fee + 25%	State Fee + 25%	–	–
	Admin	Newspaper Publication Fee	N/A	N/A	–	–
	Admin	Electronic Payment Processing Fee (City-Wide for All Departments)				
	Admin	Credit Card/Debit Card	3.91% Per Transaction	3.91% Per Transaction	$0.00	0.0%
	Admin	E-Check	$0.00 Per Transaction	$0.00 Per Transaction	$0.00	0.0%
	Admin	For All Community Development Transactions, an Additional Fee Will Be Added Based on the Transaction Total	N/A	N/A	–	–
Chapter 11. Businesses						
11-99(2)	**Admin**	Release of a Sealed Coin-Operated Machine	$15.75	$15.75	$0.00	0.0%
11-131(d)	**Admin**	Pool Hall License (Per Table)	$15.75	$15.75	$0.00	0.0%
	Admin	TABC Licenses	Per State Requirement	Per State Requirement	–	–
11-311(a)	**Admin**	Taxicabs – Operating Permit (Maximum of Five Years)				
	Admin	First Year	$63.42	$63.42	$0.00	0.0%
	Admin	Additional Years	$31.71	$31.71	$0.00	0.0%
	Admin	New Permit or Expansion of Number of Taxicabs (Per Year)	$63.42	$63.42	$0.00	0.0%
11-314	**Admin**	Taxicabs – Replacement Permit	$26.25	$26.25	$0.00	0.0%
Building Permit Fees & Charges						
Chapter 8. Building Regulations						
Art. IV - Building Permit Fee Components						
	Building	Contractor Registration Fee (Annual)	$100.00	$100.00	$0.00	0.0%
8-99	**Building**	Base Fee Permit for Minor/Simple Alterations and Repair With One Inspection	$125.00	$125.00	$0.00	0.0%
	Building	Adding Accessibility Features To Residential Structure	$75.00	$75.00	$0.00	0.0%
8-100	**Building**	Base Permit Fees				
	Building	Single-Family Residential Base	$500.00 + $.25 Per SF	$500.00 + $.25 Per SF	$0.00	0.0%
	Building	Plan Review	$75.00	$75.00	$0.00	0.0%
	Building	Base Permit Fees	$1,000.00 + $0.35 Per SF (+ $30 Per Unit, If Applicable)	$1,000.00 + $0.35 Per SF (+ $30 Per Unit, If Applicable)	$0.00	0.0%
	Building	Commercial Remodel Level 1 Base Fee	$125.00 + Inspections	$125.00 + Inspections	$0.00	0.0%
	Building	Commercial Remodel Level 2 Base Fee	$125.00 + $0.35 Per SF + Inspection	$125.00 + $0.35 Per SF + Inspection	$0.00	0.0%
	Building	Commercial Remodel Level 3 Base Fee	$500.00 + $0.35 Per SF + Inspection	$500.00 + $0.35 Per SF + Inspection	$0.00	0.0%

City of Kyle, Texas
Schedule of Rates, Fines, Fees, and Charges
Proposed Fiscal Year 2026-2027 Budget

Code Section	Dept.	Description	FY 2026 Approved	FY 2027 Proposed	$ Change	% Change
	Building	Commercial Plan Change/Deferred Submittal	$125.00 + Cost Consultant/Third-Party Rate for Review	$125.00 + Cost Consultant/Third-Party Rate for Review	$0.00	0.0%
8-101	**Building**	Cost To Review Such Plans				
	Building	Residential Percentage of Base Fee	$75.00	$75.00	$0.00	0.0%
8-102	**Building**	Inspection Fees (Multiplied by the Minimum Number of Inspections Required Pursuant To Codes)				
	Building	Single- and Two-Family Dwelling	$75.00	$75.00	$0.00	0.0%
	Building	Multifamily and Commercial	$100.00	$100.00	$0.00	0.0%
	Building	Inspection Fee for Testing of Lead and No Direct Connection Between Public Drinking Water Supply and a Potential Source of Contamination, as Required by TCEQ	$75.00	$75.00	$0.00	0.0%
	Building	Reinspection's				
	Building	Single-Family Dwellings	$175.00	$175.00	$0.00	0.0%
	Building	Multifamily and Commercial	$200.00	$200.00	$0.00	0.0%
8-103	**Building**	Other Building Permit Fees				
	Building	Moving Structures (Plus Police Escort Fee)	$150.00	$150.00	$0.00	0.0%
	Building	Demolition Permits with Inspection	$175.00	$175.00	$0.00	0.0%
	Building	Manufactured or Mobile Home/Job Trailer (Includes Inspections)	$225.00	$225.00	$0.00	0.0%
	Building	Swimming Pools and Spas (Construction or Installation)	$150.00	$150.00	$0.00	0.0%
	Building	For Each Required Pool/Spa Inspection	$75.00	$75.00	$0.00	0.0%
	Building	Irrigation and Backflow Prevention Assembly	$75.00	$75.00	$0.00	0.0%
	Building	For Each Required Inspection	$75.00	$75.00	$0.00	0.0%
	Building	Administrative Appeal, Code Modification, Interpretation, and Alternative Methods Consultation (Per Request)	$250.00	$250.00	$0.00	0.0%
	Building	Certificate of Occupancy Fee (If vacant or unused for one year, an inspection will be performed to determine the requirements to bring the building or other structure into compliance with current City ordinances and life, safety, and health codes for the intended use.)				
	Building	Temporary Certificate of Occupancy Fee (Per 30 Days)	$750.00	$750.00	$0.00	0.0%
	Building	One- and Two-Family Residential	$75.00	$75.00	$0.00	0.0%
	Building	Multifamily, Commercial, or Industrial	$200.00	$200.00	$0.00	0.0%
	Building	Wireless Network Provider ROW Fees (Ord. No. 958)				
	Building	Application Fee – For Up To 5 Network Nodes Addressed in the Same Application	$500.00	$500.00	$0.00	0.0%
	Building	Additional Node in Same Application	$250.00	$250.00	$0.00	0.0%
	Building	Fee for Each Support Pole in Application	$1,000.00	$1,000.00	$0.00	0.0%
	Building	Annual Fee per Operation Node in Public ROW	$250.00 Per Year	$250.00 Per Year	$0.00	0.0%
	Building	Annual Service Pole Attachment Fee	$20.00 Per Year	$20.00 Per Year	$0.00	0.0%
	Building	Natural Gas Transmission/Hazardous Pipeline Fees				
	Building	Pipeline Permit Application Fee	$2,500.00	$2,500.00	$0.00	0.0%
	Building	Pipeline Right-of-Way Review & Inspection Fee	5% Total Construction Cost Within Public ROW or Public Utility Easement	5% Total Construction Cost Within Public ROW or Public Utility Easement	–	–

City of Kyle, Texas
Schedule of Rates, Fines, Fees, and Charges
Proposed Fiscal Year 2026-2027 Budget

Code Section	Dept.	Description	FY 2026 Approved	FY 2027 Proposed	$ Change	% Change
	Building	Pipeline Right-of-Way Annual Use Fee	$1.80 × Number of Linear Feet of Public ROW Occupied; Subsequent Fees Due Each Anniversary of Permit	$1.80 × Number of Linear Feet of Public ROW Occupied; Subsequent Fees Due Each Anniversary of Permit	$0.00	0.0%
	Building	Pipeline Information Reporting Fee	$500.00 Due by June 30th	$500.00 Due by June 30th	$0.00	0.0%
		*** Fire Department Pass-Through Fees**				
	Building	Plan Review & Initial Inspections				
	Building	New Building Plan, New Shell Building Plan Base	$200.00	$200.00	$0.00	0.0%
	Building	New Building Plan, New Shell Building – $0.010/SF	$0.10/SF	$0.10/SF	$0.00	0.0%
	Building	New Building Plan, New Tenant Finish-Out	$150.00 + $0.10 Per Sq. Ft.	$150.00 + $0.10 Per Sq. Ft.	$0.00	0.0%
	Building	Building Plan – Remodel of Existing Tenant Space – Base	$200.00	$200.00	$0.00	0.0%
	Building	Building Plan – Remodel of Existing Tenant Space – $0.05/SF Over 5,000 SF	$0.00	$0.00	$0.00	0.0%
	Building	High-Piled Combustible Storage Plan (500 SF or More) – In-House Review ($150 + $0.05/SF of Designated High-Piled Storage)	$150.00	$150.00	$0.00	0.0%
	Building	High-Piled Combustible Storage Plan (500 SF or More) – Approved 3rd-Party Review ($75 + Cost of 3rd-Party Review)	3rd-Party Cost + $75	3rd-Party Cost + $75	$0.00	0.0%
	Building	Special Plan Review / Construction Permit: Other (IFC Section 105 – Construction Permits Not Specifically Noted in This Fee Schedule)	$100.00	$100.00	$0.00	0.0%
	Building	Change Order / Plan Revision / Permit Modification Review (Requiring Review of Multiple Plan Documents)	$100.00	$100.00	$0.00	0.0%
	Building	Expedited Plan Review	Double Standard Permit Fee	Double Standard Permit Fee	–	–
	Building	Fire Alarm Systems				
	Building	200 or Fewer Devices	$300.00	$300.00	$0.00	0.0%
	Building	201 or Greater Devices – Base + $0.50 per Device Over 200	$300.00	$300.00	$0.00	0.0%
	Building	Fire Alarm – Remodel (Includes Panel and up To 10 Devices; Add $0.50 per Device Over 10)	$150.00	$150.00	$0.00	0.0%
	Building	Fire Alarm – Panel Replacement/Change	$50.00	$50.00	$0.00	0.0%
	Building	Fire Line, Underground (Add $50.00 Each for Phased and/or Additional Inspections Not Resulting From a Reinspection of Failed Items)	$250.00	$250.00	$0.00	0.0%
	Building	Fire Sprinkler Automatic Systems				
	Building	Less Than 6,001 Sq. Ft.	$500.00	$500.00	$0.00	0.0%
	Building	6,001 To 12,000 Sq. Ft.	$600.00	$600.00	$0.00	0.0%
	Building	Greater Than 12,000 Sq. Ft. – $600 + $0.10/SF Over 12,000; Max $1,500	$600.00 + $0.01 Per Sq. Ft. Over 12,000 (Max $1,500)	$600.00 + $0.01 Per Sq. Ft. Over 12,000 (Max $1,500)	$0.00	0.0%
	Building	Automatic Fire Sprinkler System – Remodel	$200.00	$200.00	$0.00	0.0%
	Building	Standpipe Systems	$300.00 (1st system), $150.00 Each Additional System	$300.00 (1st system), $150.00 Each Additional System	$0.00	0.0%
	Building	Fire Re-Inspection / Tests				
	Building	First System Re-Test	$75.00	$75.00	$0.00	0.0%
	Building	Second System Re-Test	$150.00	$150.00	$0.00	0.0%
	Building	Third System Re-Test	$300.00	$300.00	$0.00	0.0%

City of Kyle, Texas
Schedule of Rates, Fines, Fees, and Charges
Proposed Fiscal Year 2026-2027 Budget

Code Section	Dept.	Description	FY 2026 Approved	FY 2027 Proposed	$ Change	% Change
	Building	Permits Requiring Phased/Additional Inspections: $75 Each × Number of Additional Inspections	$75.00	$75.00	$0.00	0.0%
	Building	Underground Phased/Additional Inspections: $75 Each × Number of Additional Inspections	$75.00	$75.00	$0.00	0.0%
	Building	After-Hours Inspection Fee (After 5:00 PM & Before 8:00 AM Weekdays or Anytime Weekends): Per Hour — If Available	$100.00	$100.00	$0.00	0.0%
	Building	Inspection Cancellation Fee (under 24 hours)	$75.00	$75.00	$0.00	0.0%
	Building	Inspection No-Show Fee	$100.00	$100.00	$0.00	0.0%
	Building	Home Foster Care / Adoption Inspection	EXEMPT	EXEMPT	–	–
	Building	Other Fire Related Inspections				
	Building	Above/Underground Storage Tanks	$200.00	$200.00	$0.00	0.0%
	Building	Gates/Barricades (Formerly Access Gates)	$200.00	$200.00	$0.00	0.0%
	Building	Alternative Fire Suppression Systems (Paint/Spray Booths)	$150.00	$150.00	$0.00	0.0%
	Building	Certification of Compliance - Initial/Follow Up	$100.00	$100.00	$0.00	0.0%
	Building	Change of Occupancy Use	$150.00	$150.00	$0.00	0.0%
	Building	TCO Inspection/Conditional Certificate of Compliance	$75.00	$75.00	$0.00	0.0%
	Building	Commercial Propane Installations	$250.00	$250.00	$0.00	0.0%
	Building	Mobile Food Vending Permitting and Inspection	$125.00	$125.00	$0.00	0.0%
	Building	Daycare Annual Inspection	$75.00	$75.00	$0.00	0.0%
	Building	Healthcare/Assisted Living	$45.00 + $15.00 Per Additional Building	$45.00 + $15.00 Per Additional Building	$0.00	0.0%
	Building	Hospitals/Licensed Clinics	$75.00	$75.00	$0.00	0.0%
	Building	Hydrant Flow Test	$100.00	$100.00	$0.00	0.0%
	Building	Kitchen Vent Hood Suppression System - Base	$200.00	$200.00	$0.00	0.0%
	Building	Per Suppression System for Each Duct Beyond the First, Per System	$100.00	$100.00	$0.00	0.0%
	Building	Compressed Gases Construction and/or Gas Detection Systems (Install, Repair, Remove, Modify) ($100 Per System/Closet/Cabinet; $200 for Large System-Tanks Greater Than 100 lb. or Manifolds With 6 or More Bottles)	$100.00 $200.00	$100.00 $200.00	$0.00	0.0%
	Building	Cryogenic Fluids (Install, Repair, Remove, Modify)	$100.00	$100.00	$0.00	0.0%
	Building	Electric Vehicle Charging, Energy Storage, Solar Photovoltaic Power, Fuel Cell Power Systems (Install or Modify) (Per Building or System)	$200.00	$200.00	$0.00	0.0%
	Building	Emergency Responder Communication Coverage (ERCC) Per System, Per Wing, Per Floor	$175.00	$175.00	$0.00	0.0%
	Building	Flammable & Combustible Liquids (Install, Repair, Modify Pipelines Transporting F&C Liquids; Install, Construct, Alter Equipment, Plants, Terminals, Distilleries, Similar F&C Facilities; Install, Alter, Abandon Above/Underground Storage Tanks) ($250/Tank, System, or Process)	$250.00	$250.00	$0.00	0.0%
	Building	Hazardous Materials Construction (IFC Chapter 50 Regulated Facility) In Addition To Any Other Permit Fees (e.g., Building, Sprinkler, Alarm, etc.)	$100.00	$100.00	$0.00	0.0%
	Building	Code Modification/Variance Request Application Fee	$250.00	$250.00	$0.00	0.0%
	Building	Project/Plan Consultation Fee Per Hour (1-Hour Minimum)	$50.00	$50.00	$0.00	0.0%
	Building	Working Without Required Permit (Assessed During Permit Application)	$300.00	$300.00	$0.00	0.0%
	Building	Administrative Fee	$64.00	$64.00	$0.00	0.0%

City of Kyle, Texas
Schedule of Rates, Fines, Fees, and Charges
Proposed Fiscal Year 2026-2027 Budget

Code Section	Dept.	Description	FY 2026 Approved	FY 2027 Proposed	$ Change	% Change
		Art. V - Mobile Homes, Manufactured Homes and Parks				
11-168	**Building**	Itinerant Merchant (Solicitor's Permit), Itinerant Vendor License (Per Year)	$200.00	$200.00	$0.00	0.0%
	Building	Mobile Food Vendor (Per Year)	$250.00	$250.00	$0.00	0.0%
		Chapter 29. Signs				
29-70	**Building**	Permit Fee: $200 Base + $2.00 Per Square Foot (Based on Gross Surface Area Square Footage) + Inspections	$200 + $2/SF	$200 + $2/SF	$0.00	0.0%
		Court Fines, Fees, & Charges				
		Chapter 14. Courts				
14-60	**Court**	Non-Standardized Sheet Size, Postal Charges	Varies	Varies	–	–
		All other court fees are established in accordance with the C.C.P. (Code of Criminal Procedure), Chapter 102, Subchapter C, Article 102.071. http://www.statutes.legis.state.tx.us/Docs/CR/htm/CR.102.htm				
		Penalties for Parking Violations - City Ordinance No. 1066, Section 47-203				
	Court	(a) A person who violates a parking regulation set forth in this Chapter shall be liable for a civil penalty according to the penalty schedule set forth in subsection (e) below, subject to increases in the civil penalty as provided in this Chapter up to a maximum penalty of $200.00; provided that disabled parking violations and parking in front of a fire hydrant which shall be a minimum of $150.00.				
	Court	(b) Any penalty not paid within 15 days of the date due is subject to an additional fee of 50 percent of the original penalty.				
	Court	(c) In addition to the penalties provided for in subsection (a), a vehicle with three or more unpaid adjudicated parking violations within a calendar year may be either immobilized by the attachment of a vehicle immobilizing device or impounded and towed to a vehicle storage facility at the owner's expense in accordance with the provisions of this article.				
	Court	(d) An administrative fee of $50.00 to defray the city's costs in administering and enforcing orders pursuant to this article will be charged for each vehicle ordered immobilized or impounded.				
	Court	(e) Civil penalty schedule:				
	Court	(1) Level One Violations – $30.00				
	Court	Parked Overtime	$30.00	$30.00	$0.00	0.0%
	Court	Parked Within 20 Feet of Crosswalk	$30.00	$30.00	$0.00	0.0%
	Court	Wheels Over 18 Inches From the Curb	$30.00	$30.00	$0.00	0.0%
	Court	Parked on Wrong Side of the Street	$30.00	$30.00	$0.00	0.0%
	Court	Parking Within Four Feet of a Residential Mailbox During Prohibited Hours	$30.00	$30.00	$0.00	0.0%
	Court	Backed Into Parking Space Not Designated for Back-In Parking or Parked Head-In Into a Parking Space Designated for Back-In Parking	$30.00	$30.00	$0.00	0.0%
	Court	Oversize Vehicle in Angle Parking	$30.00	$30.00	$0.00	0.0%
	Court	Parked for Sale or Repair	$30.00	$30.00	$0.00	0.0%
	Court	No Parking Zone	$30.00	$30.00	$0.00	0.0%
	Court	Blocking Alley	$30.00	$30.00	$0.00	0.0%
	Court	Blocking Crosswalk	$30.00	$30.00	$0.00	0.0%
	Court	Blocking Driveway of Business or Residence	$30.00	$30.00	$0.00	0.0%
	Court	Parked on Sidewalk	$30.00	$30.00	$0.00	0.0%
	Court	Double Parked	$30.00	$30.00	$0.00	0.0%

City of Kyle, Texas
Schedule of Rates, Fines, Fees, and Charges
Proposed Fiscal Year 2026-2027 Budget

Code Section	Dept.	Description	FY 2026 Approved	FY 2027 Proposed	$ Change	% Change
	Court	Parked in Loading Zone	$30.00	$30.00	$0.00	0.0%
	Court	Parked in Lane of Traffic	$30.00	$30.00	$0.00	0.0%
	Court	Parked in Intersection	$30.00	$30.00	$0.00	0.0%
	Court	Large Motor Vehicle, Travel Trailer, Personal Watercraft or Boat, Either Attached or Unattached to a Motor Vehicle on Street in a Residential Area	$30.00	$30.00	$0.00	0.0%
	Court	Commercial Vehicle, Semi-Trailer, Pole Trailer, Construction Vehicle or Farm Equipment on Street in Residential Area	$30.00	$30.00	$0.00	0.0%
	Court	Parked in Fire Zone	$30.00	$30.00	$0.00	0.0%
	Court	Parked in Front or Side Yard or Vacant Lot	$30.00	$30.00	$0.00	0.0%
	Court	Parked in a Bicycle Lane	$30.00	$30.00	$0.00	0.0%
	Court	Parking in Violation of a City Code Provision Regulating Parking Not Otherwise Stated Here	$30.00	$30.00	$0.00	0.0%
	Court	(2) Level Two Violations – $150.00				
	Court	Violations Regarding Disabled Parking	$150.00	$150.00	$0.00	0.0%
	Court	Parking/Standing Within 15' of a Fire Hydrant	$150.00	$150.00	$0.00	0.0%
		Economic Development Fees & Changes				
		Filming Policy				
	Economic Development	Application Processing Fee	$25.00	$25.00	$0.00	0.0%
	Economic Development	Total or Disruptive Use (During Regular Operating Hours) of a Public Building, Park, Right-of-Way, or Public Area	$500.00 Per Day	$500.00 Per Day	$0.00	0.0%
	Economic Development	Partial, Non-Disruptive Use of a Public Building, Park, Right-of-Way, or Public Area	$250.00 Per Day	$250.00 Per Day	$0.00	0.0%
	Economic Development	Total Closure or Obstruction of Public Street or Right-of-Way, Including Parking Lots and On-Street Parking	$50.00 Per Block, Per Day	$50.00 Per Block, Per Day	$0.00	0.0%
	Economic Development	Partial Closure or Obstruction of Public Street or Right-of-Way, Including Parking Lots and On-Street Parking	$25.00 Per Block, Per Day	$25.00 Per Block, Per Day	$0.00	0.0%
	Economic Development	Use of City Parking Lots, Parking Areas, and City Streets (for the Purpose of Parking Film Trailers, Buses, Catering Trucks, and Other Large Vehicles)	$50.00 per block or lot, per day	$50.00 per block or lot, per day	$0.00	0.0%

City of Kyle, Texas
Schedule of Rates, Fines, Fees, and Charges
Proposed Fiscal Year 2026-2027 Budget

Code Section	Dept.	Description	FY 2026 Approved	FY 2027 Proposed	$ Change	% Change
		Engineering Services Fees & Charges				
		Water & Sewer Impact Fees				
50-259	**Engineering**	Water & Sewer Impact Fees Schedule of Water Impact Fees Per LUE* *Refer To the Table Below for LUE Determination				
	Engineering	Current Water Impact Fee Would Apply To Vacant Tracts Platted Prior To 6-20-1987				
	Engineering	Current Water Impact Fee Would Apply To Any Net Increase in Impact Fee LUE on Prior-Assessed Land:				
	Engineering	Approved Plat Dates From 6-21-1987 To 6-27-1990	$1,500.00	$1,500.00	$0.00	0.0%
	Engineering	Approved Plat Dates From 6-28-1990 To 2-17-1997	$841.00	$841.00	$0.00	0.0%
	Engineering	Approved Plat Dates From 2-18-1997 To 4-16-2001	$1,320.00	$1,320.00	$0.00	0.0%
	Engineering	Approved Plat Dates From 4-17-2001 To 3-3-2008	$1,100.00	$1,100.00	$0.00	0.0%
	Engineering	Approved Plat Dates From 3-4-2008 To 1-16-2017	$2,115.00	$2,115.00	$0.00	0.0%
	Engineering	Approved Plat Dates From 1-17-2017 To 12-4-2023	$3,535.00	$3,535.00	$0.00	0.0%
	Engineering	Approved Plat Dates From 12-5-2023 To 8-26-2025	$6,169.00	$6,169.00	$0.00	0.0%
	Engineering	Approved Plat Dates From 8-27-2025 To Present	$10,908.00	$10,908.00	$0.00	0.0%
		Schedule of Sewer Impact Fees Per LUE* *Refer To Table below for LUE determination				
	Engineering	Current Sewer Impact Fee Would Apply To Vacant Tracts Platted Prior To 6-20-1987				
		Current Sewer Impact Fee Would Apply To Any Net Increase in Impact Fee LUE on Prior-Assessed Land:				
	Engineering	Approved Plat Dates From 6-21-1987 To 6-27-1990	$1,500.00	$1,500.00	$0.00	0.0%
	Engineering	Approved Plat Dates From 6-28-1990 To 2-17-1997	$1,062.00	$1,062.00	$0.00	0.0%
	Engineering	Approved Plat Dates From 2-18-1997 To 4-16-2001	$1,132.00	$1,132.00	$0.00	0.0%
	Engineering	Approved Plat Dates From 4-17-2001 To 3-3-2008	$1,613.00	$1,613.00	$0.00	0.0%
	Engineering	Approved Plat Dates From 3-4-2008 To 1-16-2017	$2,216.00	$2,216.00	$0.00	0.0%
	Engineering	Approved Plat Dates From 1-17-2017 To 12-4-2023	$2,826.00	$2,826.00	$0.00	0.0%
	Engineering	Approved Plat Dates From 12-5-2023 To 8-26-2025	$6,345.00	$6,345.00	$0.00	0.0%
	Engineering	Approved Plat Dates From 8-27-2025 To Present	$8,762.00	$8,762.00	$0.00	0.0%
	Engineering	Floodplain Development Application Review Fee (Initial Application and Two Reviews — 4th Plan Review Requires Payment of New Fee)	$750.00	$750.00	$0.00	0.0%
	Engineering	Floodplain Development Application Review Fee (Each Submittal After Third Review)	$500.00	$500.00	$0.00	0.0%

City of Kyle, Texas
Schedule of Rates, Fines, Fees, and Charges
Proposed Fiscal Year 2026-2027 Budget

Code Section	Dept.	Description	FY 2026 Approved	FY 2027 Proposed	$ Change	% Change

50-310

Impact Fees For Various Water Meter Sizes

Department	Meter Type	Meter Size	Water Impact Fees	Sewer Impact Fees	Combined Impact Fees
Kyle Water Utilities	Simple	5/8" x 3/4"	$10,908	$8,762	$19,670
Kyle Water Utilities	Simple	3/4"	$16,363	$13,143	$29,506
Kyle Water Utilities	Simple	1"	$27,271	$21,905	$49,176
Kyle Water Utilities	Simple	1 1/2"	$54,542	$43,810	$98,352
Kyle Water Utilities	Simple	2"	$87,267	$70,096	$157,363
Kyle Water Utilities	Compound	2"	$87,267	$70,096	$157,363
Kyle Water Utilities	Turbine	2"	$109,084	$87,620	$196,704
Kyle Water Utilities	Compound	3"	$174,534	$140,192	$314,726
Kyle Water Utilities	Turbine	3"	$261,801	$210,288	$472,089
Kyle Water Utilities	Compound	4"	$272,709	$219,050	$491,760
Kyle Water Utilities	Turbine	4"	$458,152	$368,004	$826,156
Kyle Water Utilities	Compound	6"	$545,419	$438,100	$983,519
Kyle Water Utilities	Turbine	6"	$1,003,570	$806,105	$1,809,675
Kyle Water Utilities	Compound	8"	$872,670	$700,960	$1,573,630
Kyle Water Utilities	Turbine	8"	$1,745,340	$1,401,921	$3,147,261
Kyle Water Utilities	Compound	10"	$1,254,463	$1,007,631	$2,262,094
Kyle Water Utilities	Turbine	10"	$2,727,094	$2,190,501	$4,917,595
Kyle Water Utilities	Turbine	12"	$3,599,764	$2,891,462	$6,491,226

City of Kyle, Texas
Schedule of Rates, Fines, Fees, and Charges
Proposed Fiscal Year 2026-2027 Budget

Code Section	Dept.	Description	FY 2026 Approved	FY 2027 Proposed	$ Change	% Change
Library Fines, Fees, & Charges						
Article V – Ord. No. 358, Section 2-465: Library						
	Library	Printing and Photocopying Fees				
	Library	Color Printing (Per Page)	$0.50	$0.50	$0.00	0.0%
	Library	Black and White Printing (Per Page, One-Sided)	$0.15	$0.15	$0.00	0.0%
	Library	Black and White Photocopying (Per Page, One-Sided)	$0.15	$0.15	$0.00	0.0%
	Library	Color Photocopying (Per Page, One-Sided)	$0.50	$0.50	$0.00	0.0%
	Library	Lost or Damaged Library Items	Cost of Item	Cost of Item	–	–
	Library	Inter-Library Lending Fee (Per Book)	$2.00	$2.00	$0.00	0.0%
	Library	Replacement Library Card	$2.00	$2.00	$0.00	0.0%
	Library	Out-of-Hays County Library Card Fee	$20.00	$20.00	$0.00	0.0%
	Library	Community Room				
	Library	Burdine and Jack Johnson Wing Meeting Rooms				
	Library	One Event (Up To 2 Hours) Free Each Month.	Free	Free	–	–
	Library	Subsequent Hours	$10.00/ Hour	$10.00/ Hour	$0.00	0.0%
	Library	Cleaning fee (Required If Food Is Served)	$100.00	$100.00	$0.00	0.0%

City of Kyle, Texas
Schedule of Rates, Fines, Fees, and Charges
Proposed Fiscal Year 2026-2027 Budget

Code Section	Dept.	Description	FY 2026 Approved	FY 2027 Proposed	$ Change	% Change
		Parks and Recreation Fees & Charges				
		Chapter 26. Parks and Recreation				
		Facility Reservations				
26-146(a)	**Parks**	Multi-Purpose Room (Resident Hourly Rate)	$40.00	$40.00	$0.00	0.0%
	Parks	Multi-Purpose Room (Non-Resident Hourly Rate)	$80.00	$80.00	$0.00	0.0%
	Parks	Dacy Facility (Resident Hourly Rate)	$240.00	$240.00	$0.00	0.0%
	Parks	Dacy Facility (Non-Resident Hourly Rate)	$320.00	$320.00	$0.00	0.0%
	Parks	Community Rooms – Kyle Resident (Per Hour)	N/A	N/A	–	–
	Parks	Community Rooms – Kyle Resident (Per Day)	N/A	N/A	–	–
	Parks	Community Rooms – Non-Kyle Resident (Per Hour)	N/A	N/A	–	–
	Parks	Community Rooms – Non-Kyle Resident (Per Day)	N/A	N/A	–	–
	Parks	Gazebo – City Square Park – Kyle Resident (Per Hour)	$20.00	$20.00	$0.00	0.0%
	Parks	Gazebo – City Square Park – Non-Kyle Resident (Per Hour)	$40.00	$40.00	$0.00	0.0%
	Parks	Krug Activity Center – Kyle Resident (Per Hour)	$175.00	$175.00	$0.00	0.0%
	Parks	Krug Activity Center – Kyle Resident (Per Day)	N/A	N/A	–	–
	Parks	Krug Activity Center – Non-Kyle Resident (Per Hour)	$300.00	$300.00	$0.00	0.0%
	Parks	Krug Activity Center – Non-Kyle Resident (Per Day)	N/A	N/A	–	–
	Parks	Facility/Room Reservations After Business Hours Rental (Per Hour)	Additional $25/Hr. To Hourly Rate	Additional $25/Hr. To Hourly Rate	$0.00	0.0%
	Parks	Covered Pavilion (Resident Hourly Rate)	$30.00	$30.00	$0.00	0.0%
	Parks	Covered Pavilion (Non-Resident Hourly Rate)	$60.00	$60.00	$0.00	0.0%
	Parks	La Verde Amphitheater (Resident Hourly Rate)	$75.00	$75.00	$0.00	0.0%
	Parks	La Verde Amphitheater (Non-Resident Hourly Rate)	$150.00	$150.00	$0.00	0.0%
	Parks	Community Garden (Per ADA Garden Table) Per Year	$30.00	$30.00	$0.00	0.0%
	Parks	Community Garden (Per 4x8 Garden Bed) Per Year	$45.00	$45.00	$0.00	0.0%
	Parks	Community Garden (Per 8x12 Partner Plots) Per Year	$75.00	$75.00	$0.00	0.0%
	Parks	Community Garden (Park Partnership Agreements) 8x12 Plots Per Year	$0.00	$0.00	$0.00	0.0%
	Parks	Park Partners, 501(c)(3) Civic Groups Multi-Purpose Rate Per Hour (Maximum of 2 Hours Per Month)	$10.00 Resident $20.00 Non-Resident **Multipurpose Room Only	$10.00 Resident $20.00 Non-Resident **Multipurpose Room Only	$0.00	0.0%
	Parks	Facility/Room Reservation Add-ons				
	Parks	Kitchen Usage Hourly Rate	$50.00	$50.00	$0.00	0.0%
	Parks	Private Event Facility Clean-Up Fee	$250.00	$250.00	$0.00	0.0%
		Athletic Reservations				
26-146(a)	**Parks**	Designated Practice Field (Resident Hourly Rate)	$15.00	$15.00	$0.00	0.0%
	Parks	Designated Practice Field (Non-Resident Hourly Rate)	$30.00	$30.00	$0.00	0.0%
	Parks	Game Field – Kyle Resident	$30.00	$30.00	$0.00	0.0%
	Parks	Game Field – Non-Kyle Resident	$60.00	$60.00	$0.00	0.0%
	Parks	Athletic Tournament Rental Resident Day Rate (Gregg Clarke Park Field 1–5 & All Wheels Skate Park, Steeplechase Disc Golf)	$600.00	$600.00	$0.00	0.0%
	Parks	Athletic Tournament Rental Non-Resident Day Rate (Gregg Clarke Park Field 1–5 & All Wheels Skate Park, Steeplechase Disc Golf)	$1,200.00	$1,200.00	$0.00	0.0%
	Parks	Ash Pavilion – Kyle Resident (Per Hour)	$120.00	$120.00	$0.00	0.0%
	Parks	Ash Pavilion – Kyle Resident (Per Day)	N/A	N/A	–	–
	Parks	Ash Pavilion – Non-Kyle Resident (Per Hour)	$240.00	$240.00	$0.00	0.0%

City of Kyle, Texas
Schedule of Rates, Fines, Fees, and Charges
Proposed Fiscal Year 2026-2027 Budget

Code Section	Dept.	Description	FY 2026 Approved	FY 2027 Proposed	$ Change	% Change
	Parks	Ash Pavilion – Non-Kyle Resident (Per Day)	N/A	N/A	–	–
	Parks	Sport Court (Resident Hourly Rate)	$15.00	$15.00	$0.00	0.0%
	Parks	Sport Court (Non-Resident Hourly Rate)	$30.00	$30.00	$0.00	0.0%
	Parks	Tournament Deposit Rate (Eligible For $150.00 Refund) Based on Concluded Reservation And Field Conditions. ***If Cancellations Are Made Less Than 72 Business Hours Before the Event, the Refund Becomes Ineligible.**	$200.00	$200.00	$0.00	0.0%
	Parks	Athletic Reservations Add-Ons				
	Parks	Resident with Lights (Hourly Rate)	$50.00	$50.00	$0.00	0.0%
	Parks	Non-Resident with Lights (Hourly Rate)	$100.00	$100.00	$0.00	0.0%
	Parks	Request for Fields To Be Lined (Per Occurrence/Per Field)	$150.00	$150.00	$0.00	0.0%
	Parks	On-Site Staff Labor Fee (Per Employee/Per Hour)	$20.00	$20.00	$0.00	0.0%
	Parks	Scoreboard (Hourly Rate)	$15.00	$15.00	$0.00	0.0%
	Parks	Concession Sales – Kyle Resident (Per Hour)	N/A	N/A	–	–
	Parks	Concession Sales – Non-Kyle Resident (Per Hour)	N/A	N/A	–	–
	Parks	Barricade Use Fee (Per Barricade)	N/A	N/A	–	–
	Parks	Portable Table Rentals in All Parks and Pool (Per Day)	N/A	N/A	–	–
		Non-City Sponsored Special Event Request Fees				
	Parks	Special Event Application Fee (Per Application)	$25.00	$25.00	$0.00	0.0%
	Parks	Banner Ads At City-Owned Athletic Fields (Standard 3x6 Banner) – Annual	$250.00	$250.00	$0.00	0.0%
	Parks	Private Event Rental Clean-Up Deposit (Only $100 Is Refundable)	N/A	N/A	–	–
	Parks	Special Event Request in a City Park – Resident Fee ($250 Eligible for Refund From Deposit) Based on Concluded Reservation and Conditions. If Cancellations Are Made Less Than 7 Business Days in Advance, Refund Becomes Ineligible.	$525.00 Plus Expenses Incurred Over Deposit (Fees Per Hour Are Based On The Location Requested)	$525.00 Plus Expenses Incurred Over Deposit (Fees Per Hour Are Based On The Location Requested)	$0.00	0.0%
	Parks	Special Event Request in a City Park – Non-Resident Fee ($250 Eligible for Refund From Deposit) Based on Concluded Reservation and Conditions. If Cancellations Are Made Less Than 7 Business Days in Advance, Refund Becomes Ineligible.	$545.00 Plus Expenses Incurred Over Deposit (Fees Per Hour Are Based On The Location Requested)	$545.00 Plus Expenses Incurred Over Deposit (Fees Per Hour Are Based On The Location Requested)	$0.00	0.0%
	Parks	Food Distribution Permit (Per Month/Per Park) All Food Permits Must Be Obtained From Hays County	$250.00	$250.00	$0.00	0.0%

City of Kyle, Texas
Schedule of Rates, Fines, Fees, and Charges
Proposed Fiscal Year 2026-2027 Budget

Code Section	Dept.	Description	FY 2026 Approved	FY 2027 Proposed	$ Change	% Change
		City Pool				
26-146(a)(8)	**Parks**	Open Swim				
	Parks	City of Kyle Residents				
	Parks	Ages 4–12	$1.00	$1.00	$0.00	0.0%
	Parks	Ages 13–17	$3.00	$3.00	$0.00	0.0%
	Parks	Ages 18–54	$4.00	$4.00	$0.00	0.0%
	Parks	Ages 55 and above	$2.00	$2.00	$0.00	0.0%
	Parks	Non-Kyle Residents (Ages 4 And Above)	$6.00	$6.00	$0.00	0.0%
	Parks	Season Pass				
	Parks	City of Kyle Residents				
	Parks	Ages 4–12	$28.00	$28.00	$0.00	0.0%
	Parks	Ages 13–17	$55.00	$55.00	$0.00	0.0%
	Parks	Ages 18–54	$95.00	$95.00	$0.00	0.0%
	Parks	Ages 55 And Above	$30.00	$30.00	$0.00	0.0%
	Parks	Family of Five (Additional Family Member(s) Must Purchase Pass in Their Age Group)	$175.00	$175.00	$0.00	0.0%
	Parks	City of Kyle Non-Kyle Residents				
	Parks	Ages 4–12	$130.00	$130.00	$0.00	0.0%
	Parks	Ages 13–17	$130.00	$130.00	$0.00	0.0%
	Parks	Ages 18–54	$130.00	$130.00	$0.00	0.0%
	Parks	Ages 55 and above	$130.00	$130.00	$0.00	0.0%
	Parks	Family of Five (Additional Family Member(s) Must Purchase Pass in Their Age Group)	$400.00	$400.00	$0.00	0.0%
	Parks	City of Kyle Resident Private Rental of Kyle Pool, Includes Lifeguard (Two-Hour Minimum)				
		City of Kyle Resident	$295.00	$295.00	$0.00	0.0%
	Parks	Non-Kyle Residents	$325.00	$325.00	$0.00	0.0%
	Parks	Pool Rental Add-On (Volleyball Net & Basketball Goal)	N/A	N/A	–	–
	Parks	Swim Lessons (Kyle Resident and Non-Resident)				
	Parks	Group Swim Lessons (Per Session)	$45.00	$45.00	$0.00	0.0%
	Parks	Preschool Swim Lessons (Per Session)	$50.00	$50.00	$0.00	0.0%
	Parks	Private Swim Lessons (Per Session)	$60.00	$60.00	$0.00	0.0%
	Parks	Parent-Tot Swim Lessons (Per Session)	$55.00	$55.00	$0.00	0.0%
	Parks	Swim Team (Per Athlete)	$175.00-$250.00	$175.00-$250.00	$0.00	0.0%
	Parks	Polar Bear Splash (Per Registration)	$25.00-$50.00	$25.00-$50.00	$0.00	0.0%

City of Kyle, Texas
Schedule of Rates, Fines, Fees, and Charges
Proposed Fiscal Year 2026-2027 Budget

Code Section	Dept.	Description	FY 2026 Approved	FY 2027 Proposed	$ Change	% Change
		PARD Programs				
26-146(b)	**Parks**	Sport Tournament Fees (Per Person)	$25.00 - $150.00	$25.00 - $150.00	$0.00	0.0%
	Parks	Sports Leagues (Per Person)	$25.00 - $125.00	$25.00 - $125.00	$0.00	0.0%
	Parks	Hooked on Fishing Programs (Per Person)	N/A	N/A	-	-
	Parks	Art & Cultural Programs (Per Person)	$0.00-$75.00	$0.00-$75.00	$0.00	0.0%
	Parks	Outdoor Recreation Programs (Per Person)	$0.00-$50.00	$0.00-$50.00	$0.00	0.0%
	Parks	Safety Training Programs	$50.00-$300.00	$50.00-$300.00	$0.00	0.0%
	Parks	Kyle Camps – Registration	$30.00-$50.00	$30.00-$50.00	$0.00	0.0%
	Parks	Kyle Camps – Per Week, Per Child	$130.00- $255.00	$130.00- $255.00	$0.00	0.0%
	Parks	Special Olympics Fee (Per Athlete/Per Sport)	N/A	N/A	-	-
	Parks	Adaptive & Inclusive Programs (Per Person/Per Program)	$0.00 - $75.00	$0.00 - $75.00	$0.00	0.0%
	Parks	Teen Program Fee (Per Person)	$0.00-$50.00	$0.00-$50.00	$0.00	0.0%
	Parks	Senior Program Fee (Per Person)	$0.00-$100.00	$0.00-$100.00	$0.00	0.0%
	Parks	Aquatic Program Fee (Per Person)	$0.00-$75.00	$0.00-$75.00	$0.00	0.0%
	Parks	Family Campout	N/A	N/A	–	–
	Parks	Recreation Contract Programs	Refer To Contract for Rates and Commission	Refer To Contract for Rates and Commission	–	–
	Parks	Teen Nights	N/A	N/A	–	–
		Special Events Fees & Charges				
	Parks	Special & Community Event (Per Event)				
	Parks	Art and Cultural Event Fee (Per Person)	$0.00 - $75.00	$0.00 - $75.00	$0.00	0.0%
	Parks	Outdoor Recreation Event Fee (Per Person)	$0.00 - $75.00	$0.00 - $75.00	$0.00	0.0%
	Parks	Adaptive & Inclusive Event Fee (Per Person)	$0.00 - $75.00	$0.00 - $75.00	$0.00	0.0%
	Parks	Teen Event Fee (Per Person)	$0.00 - $75.00	$0.00 - $75.00	$0.00	0.0%
	Parks	Senior Event Fee (Per Person)	$0.00 - $75.00	$0.00 - $75.00	$0.00	0.0%
	Parks	Aquatic Event Fee (Per Person)	$0.00 - $75.00	$0.00 - $75.00	$0.00	0.0%
	Parks	Vendor Space Fee (Per Event, Per Space)				
	Parks	10x10 Vendor Space – For-Profit	$35.00 - $60.00	$35.00 - $60.00	$0.00	0.0%
	Parks	10x10 Vendor Space – Non-Profit	$20.00 - $50.00	$20.00 - $50.00	$0.00	0.0%
	Parks	10x10 Food Vendor Space	$50.00 - $260.00	$50.00 - $260.00	$0.00	0.0%
	Parks	Sponsorships (Depends on Donation Amount)	N/A	N/A	-	-
	Parks	Kyle Fair Tex-Travaganza (Per space, per registration)				
	Parks	Event Competition Registration Fee (Per)	$25.00 - $800.00	$25.00 - $800.00	$0.00	0.0%
	Parks	10x10 Vendor Space For-Profit (Per Space)	$100.00 - $800.00	$100.00 - $800.00	$0.00	0.0%
	Parks	10x10 Vendor Space Non-Profit (Per Space)	$100.00 - $800.00	$100.00 - $800.00	$0.00	0.0%
	Parks	10x10 Food Vendor Space (Per Space)	$100.00 - $800.00	$100.00 - $800.00	$0.00	0.0%
	Parks	10x25 Food Truck Vendor Space (Per Space)	$100.00 - $800.00	$100.00 - $800.00	$0.00	0.0%
	Parks	Vendor Fees – Range: $100.00 – $800.00	N/A	N/A	-	-
	Parks	Sponsorships – Range: $200.00 – $15,000	N/A	N/A	-	-
	Parks	VIP (Per Person)	$75.00-$250.00	$75.00-$250.00	$0.00	0.0%

City of Kyle, Texas
Schedule of Rates, Fines, Fees, and Charges
Proposed Fiscal Year 2026-2027 Budget

Code Section	Dept.	Description	FY 2026 Approved	FY 2027 Proposed	$ Change	% Change
		Sponsorships				
	Parks	Special Event Sponsorship Fees	$250.00 - $20,000.00	$250.00 - $20,000.00	$0.00	0.0%
	Parks	Community Event Sponsorship Fees	$250.00 - $20,000.00	$250.00 - $20,000.00	$0.00	0.0%
	Parks	Kyle Fair Tex-Travaganza	$3,500.00- $20,000.00	$3,500.00- $20,000.00	$0.00	0.0%
	Parks	July 4th Fireworks – Sponsor Fees (Depends on Donation Amount)	N/A	N/A	–	–
	Parks	Movies in the Park – Sponsor Fees (Depends on Donation Amount)	N/A	N/A	–	–
	Parks	Hooked on Fishing – Sponsor Fees (Depends on Donation Amount)	N/A	N/A	–	–
	Parks	Community Special Events – Sponsor Fees (Depends on Donation Amount)	N/A	N/A	–	–
	Parks	Office Point of Purchase Sales (Varies Based on Product)	$1.00 - $75.00	$1.00 - $75.00	$0.00	0.0%
		City of Kyle Employee Discounts				
Discounts may be offered to employees and their immediate family under the terms and conditions in the currently adopted in the City of Kyle Personnel Policy, Article 10. Benefits; Section 10.09 Wellness Program; Subsection B. Employee Discounts. These vary based on program and availability. Contact PARD for current discounts.						
		Planning and Zoning Fees & Charges				
		Subdivision Plats				
		Chapter 41. Subdivisions				
41-143	**Planning**	Sidewalk Fee-In-Lieu (As Approved By City Engineer)	$12.00 Per Square Foot	$12.00 Per Square Foot	$0.00	0.0%
41-147(b)	**Parks**	Park Land Fee – Land Per Dwelling Unit	$1,500.00	$1,500.00	$0.00	0.0%
	Parks	Park Development Fee – Improvements/Facilities Per Dwelling Unit	$1,500.00	$1,500.00	$0.00	0.0%
8-109	**Planning**	Short Form Plat Or Amended Plat – Base Fee Plus Notification (If Required)	$500.00	$500.00	$0.00	0.0%
8-115	**Planning**	Short Form Plat Or Amended Plat – Plus Per Lot Fee	$50.00	$50.00	$0.00	0.0%
8-110	**Planning**	Preliminary Plan – Base	$5,000.00	$5,000.00	$0.00	0.0%
	Planning	Preliminary Plan – Plus Per Lot Or Acre Fee Whichever Is Greater	$50.00	$50.00	$0.00	0.0%
8-111	**Planning**	Final Plat – Base	$2,500.00	$2,500.00	$0.00	0.0%
	Planning	Final Plat – Plus Per Lot Or Acre Fee Whichever Is Greater	$35.00	$35.00	$0.00	0.0%
	Planning	Fire Department Plat Plan Review Fee	$250.00	$250.00	$0.00	0.0%
	Planning	Fire Department Site Plan Review Fee	$250.00	$250.00	$0.00	0.0%
8-112	**Planning**	Site Development – Base (4th Plan Review Payment Of New Fee)	$3,000.00	$3,000.00	$0.00	0.0%
	Planning	Site Development – Plus $0.05 Per Impervious Cover	$0.05 Per Square Foot Of Impervious Cover	$0.05 Per Square Foot Of Impervious Cover	$0.00	0.0%
	Planning	Site Development Revision- Per Revision	$1,500.00	$1,500.00	$0.00	0.0%
	Planning	Small Site Development Less Than 0.5 Acres	$1,000.00	$1,000.00	$0.00	0.0%
8-114	**Planning**	Plat Vacation (Plus All Estimated County Recording Fees)	$500.00	$500.00	$0.00	0.0%
8-116	**Planning**	Variance/Waiver/Exception Request (For Subdivision, Zoning, Or Signs Per Variance Requested) Plus Notification	$750.00	$750.00	$0.00	0.0%
	Planning	Easements, License To Encroach And License Agreements Plus County Recordation Fee	$1,000.00	$1,000.00	$0.00	0.0%
	Planning	Right-Of-Way Abandonment/Vacation Plus County Recordation Fees	$1,000.00	$1,000.00	$0.00	0.0%
	Planning	Construction Plan Review Application Fee Base Fee	$5,000.00	$5,000.00	$0.00	0.0%
	Planning	Construction Plan Review Fee – Plus Per Acre Fee	$1,200.00	$1,200.00	$0.00	0.0%
	Planning	Construction Plan Revision Fee	$2,000.00	$2,000.00	$0.00	0.0%
	Planning	Construction Inspection Fee Per Acre	$3,000.00	$3,000.00	$0.00	0.0%

City of Kyle, Texas
Schedule of Rates, Fines, Fees, and Charges
Proposed Fiscal Year 2026-2027 Budget

Code Section	Dept.	Description	FY 2026 Approved	FY 2027 Proposed	$ Change	% Change
8-118	**Planning**	Zoning Change- Base	$1,000.00	$1,000.00	$0.00	0.0%
	Planning	Zoning Change Plus Per Acre Fee	$150.00	$150.00	$0.00	0.0%
	Planning	Comprehensive Plan Amendment	$1,500.00	$1,500.00	$0.00	0.0%
	Planning	Variance BOA Plus Notification	N/A	N/A	–	–
	Planning	PUD Base + Per Acre + Escrow + Notification	$5,000.00	$5,000.00	$0.00	0.0%
	Planning	PUD Per acre	$150.00	$150.00	$0.00	0.0%
	Planning	PUD Amendment Fee – Base Per Amendment Plus Notification	$1,500.00	$1,500.00	$0.00	0.0%
	Planning	Zoning or Variance postponement Plus Notification	$100.00	$100.00	$0.00	0.0%
	Planning	Zoning Verification Letter	$150.00	$150.00	$0.00	0.0%
	Planning	Residential Landscape Review or Tree Removal Permit Application Fee	$125.00	$125.00	$0.00	0.0%
54-12	**Planning**	Commercial Tree Removal Permit Application Fee	$500.00	$500.00	$0.00	0.0%
	Planning	Tree Replacement Fee (Protected Trees) *Maximum $2,000 Per Single Family Or Duplex Dwelling Unit	$300.00 Per Caliper Inch	$300.00 Per Caliper Inch	$0.00	0.0%
	Planning	Tree Replacement Fee (Specimen Trees) *Maximum $2,000 Per Single Family Or Duplex Dwelling Unit	$450.00 Per Caliper Inch Removed	$450.00 Per Caliper Inch Removed	$0.00	0.0%
	Planning	Development Agreement Fee Pid, Tirz, Mud And Special Financing District Plus Notification	$25,000.00	$25,000.00	$0.00	0.0%
	Planning	Amendment To Development Agreement (PID, TIRZ, MUD, and Special Financing District) Plus Notification	$5,000.00	$5,000.00	$0.00	0.0%
	Planning	Escrow Fee – PUD, DA, Special Districts, Etc...	$25,000.00	$25,000.00	$0.00	0.0%
53-895	**Planning**	Conditional Use Permit+ Per Acre+ Notification If Applicable	$500.00	$500.00	$0.00	0.0%
	Planning	Plus Per Acre	$50.00	$50.00	$0.00	0.0%
	Planning	Master Sign Plan (When Separate From Entitlement Process)	$750.00	$750.00	$0.00	0.0%
	Planning	Administrative Code Waiver or Exception	$500.00	$500.00	$0.00	0.0%
	Planning	Voluntary Annexation (Plus Notification If Required)	$1,000.00	$1,000.00	$0.00	0.0%
	Planning	ETJ Release (Plus Notification If Required)	$750.00	$750.00	$0.00	0.0%
	Planning	Newspaper Notification Fee & Mailout Fee (Over 20 Mailouts Add $2.00 Per Mail)	$400.00	$400.00	$0.00	0.0%
	Planning	Signs For Notice Of Public Hearing – Per Sign	$175.00	$175.00	$0.00	0.0%
53-1205	**Planning**	Traffic Impact Analysis				
	Planning	TIA Application/ Worksheet Review	$500.00	$500.00	$0.00	0.0%
	Planning	Less Than 2,000 Trips Per Day	$3,000.00	$3,000.00	$0.00	0.0%
	Planning	2,000-5,000 Trips Per Day	$5,000.00	$5,000.00	$0.00	0.0%
	Planning	5,001-10,000 Trips Per Day	$7,500.00	$7,500.00	$0.00	0.0%
	Planning	10,0001-15,000 Trips Per Day	$10,000.00	$10,000.00	$0.00	0.0%
	Planning	15,0001 + Trips Per Day	$15,000.00	$15,000.00	$0.00	0.0%
	Planning	Traffic Impact Analysis (TIA) Revision	1/2 current TIA fee	1/2 current TIA fee	–	–

City of Kyle, Texas
Schedule of Rates, Fines, Fees, and Charges
Proposed Fiscal Year 2026-2027 Budget

Code Section	Dept.	Description	FY 2026 Approved	FY 2027 Proposed	$ Change	% Change

41-137

Adjacent Lane Mile Fee
FY2026 ALM Fees

	A	B	C	D	E
	Land Use Category	Trips per Day	Cost Multiplier	No. of DUs	GFA* ÷ 1,000
1	Single-Family Detached	9.52	$129.00		
2	Single-Family Attached	5.81	$ 65.00		
3	Multifamily	6.65	$ 81.00		
4	Office	11.03	$112.00		
5	Retail	44.32	$ 34.00		
6	Shopping Center	42.7	$ 40.00		
7	Warehouse/Storage	3.56	$129.00		
8	Manufacturing	3.82	$118.00		
9	Industrial	6.97	$ 71.00		
10	Institutional	12.7	$ 51.00		

Please reference Sec. 41-137(p) for additional details relating To the Adjacent Lane Mile Fee

City of Kyle, Texas
Schedule of Rates, Fines, Fees, and Charges
Proposed Fiscal Year 2026-2027 Budget

Code Section	Dept.	Description	FY 2026 Approved	FY 2027 Proposed	$ Change	% Change
		Police, Animal Control, and Code Enforcement Fines, Fees, & Charges				
11-285	**Police**	Vehicles Released During Hours Other Than Normal Business	$25.36	$25.36	$0.00	0.0%
	Police	Annual Wrecker Application Fee	$250.00	$250.00	$0.00	0.0%
	Police	Licensed Vehicle Storage Facility Lien Foreclosure - Title 7, Subchapter H, Chapter 683, Mandated By State Of Texas	$10.00	$10.00	$0.00	0.0%
23-241(b)	**Police**	Abandoned Motor Vehicles (Garage Keepers Report)	$12.68	$12.68	$0.00	0.0%
	Police	Crash Report Fee – Requested Online (Per Report)	$6.00	$6.00	$0.00	0.0%
	Police	Crash Report Fee – Requested At Pd (Per Report)	$6.00	$6.00	$0.00	0.0%
	Police	Pd Certification Of Crash Report (Per Report; In Addition To Crash Report Fee)	$2.00	$2.00	$0.00	0.0%
	Police	Local Background/Police Clearance Letter	$10.00	$10.00	$0.00	0.0%
23.279	**Police**	Mass Gathering Fees				
	Police	Permit Fee	$300.00	$300.00	$0.00	0.0%
	Police	Inspection Fee	Actual Costs	Actual Costs	–	–
	Police	All Other Police Department Fees Are Established In Accordance To The Ag Charge Schedule Authorized By The Texas Administrative Code, Title 1, Part 3, Chapter 70, Rule Section 70.3.				
23-288	**Police**	Abatement Lien Fee	$150.00	$150.00	$0.00	0.0%
47.4	**Police**	Golf Cart Permit Fee	$20.00	$20.00	$0.00	0.0%
	Police	Vehicle Cost Recovery Fee				
	Police	Mobile/ Patrol Use	$ 10.00 Per Hour	$ 10.00 Per Hour	$0.00	0.0%
	Police	Stationary Use	$ 5.00 Per Hour	$ 5.00 Per Hour	$0.00	0.0%
	Police	Presence Only	$ 0.00 Per Hour	$ 0.00 Per Hour	$0.00	0.0%
	Police	Commercial Motor Vehicle Weight Enforcement, Mandated By State Of Texas	Per State Law	Per State Law	–	–
		Chapter 5. Animals				
5-156(d)	**Police**	Adoption Of Animals From Shelter	$95.08	$95.08	$0.00	0.0%
5-184	**Police**	Failure Of A Dog Or Cat To Wear A Vaccination Tag	$25.36	$25.36	$0.00	0.0%
5-185	**Police**	Annual Animal License Fee – Unneutered Dog Or Cat	$10.50	$10.50	$0.00	0.0%
	Police	Annual Animal License Fee – Neutered Dog Or Cat	$5.25	$5.25	$0.00	0.0%
	Police	Annual Animal License Fee – Other Animals	$5.25	$5.25	$0.00	0.0%
5-213(a)	**Police**	Commercial animal enterprises and multiple animal ownership				
	Police	Circus Or Zoo	$633.94	$633.94	$0.00	0.0%
	Police	Commercial Animal Enterprise	$126.79	$126.79	$0.00	0.0%
	Police	Multiple Animal Owner	$63.39	$63.39	$0.00	0.0%
	Police	Guard Dog	$63.39	$63.39	$0.00	0.0%
	Police	Annual Renewal Fee For All	$63.39	$63.39	$0.00	0.0%
5-9 (all fees)	**Police**	Impoundment Fee (Per Animal Captured) - San Marcos Animal Shelter				
	Police	Unneutered Dog Or Cat – First Time	$21.74	$21.74	$0.00	0.0%
	Police	Second Time	$36.23	$36.23	$0.00	0.0%
	Police	Third Time	$72.45	$72.45	$0.00	0.0%
	Police	Neutered Dog Or Cat – First Time	$21.74	$21.74	$0.00	0.0%
	Police	Second Time	$36.23	$36.23	$0.00	0.0%
	Police	Third Time	$72.45	$72.45	$0.00	0.0%

City of Kyle, Texas
Schedule of Rates, Fines, Fees, and Charges
Proposed Fiscal Year 2026-2027 Budget

Code Section	Dept.	Description	FY 2026 Approved	FY 2027 Proposed	$ Change	% Change
	Police	Fowl Or Other Small Animal – First Time	$21.74	$21.74	$0.00	0.0%
	Police	Second Time	$36.23	$36.23	$0.00	0.0%
	Police	Third Time	$72.45	$72.45	$0.00	0.0%
	Police	Livestock – First Time	$60.38	$60.38	$0.00	0.0%
	Police	Second Time	$241.50	$241.50	$0.00	0.0%
	Police	Third Time	$422.63	$422.63	$0.00	0.0%
	Police	Zoological And/or Circus Animal – First Time	$120.75	$120.75	$0.00	0.0%
	Police	Second Time	$241.50	$241.50	$0.00	0.0%
	Police	Third Time	$603.75	$603.75	$0.00	0.0%
	Police	More Than Four Violations By Any Pet Or Combination Thereof Owned By The Same Person In Three Years Or Less Shall Be A Flat Fee For Each Impoundment Thereafter.	$603.75	$603.75	$0.00	0.0%
Public Works Fees & Charges						
Chapter 38. Streets, Sidewalks, and Other Public Places						
38-139	**Public Works**	Construction or Excavation Permit (Alteration in Right-of-Way)	$600.00	$600.00	$0.00	0.0%
38-144	**Public Works**	Certificate of Occupation Per Year and Per Square/Linear Foot (Permanent Structure in Right-of-Way or Easements) (Annual Fee Applies To All Uses Except Single-Family Residential)	$20.00 Per Sq Ft.	$20.00 Per Sq Ft.	$0.00	0.0%
38-145	**Public Works**	Temporary Obstruction or Occupation of the Right-of-Way (Per Day)	$300.00	$300.00	$0.00	0.0%
38-153	**Public Works**	Appeal From Permit Revocation or Stop Work Order	$500.00	$500.00	$0.00	0.0%
100	**Public Works**	Backflow Prevention Assembly Tester (BPAT) Annual Registration Fee (Non-Refundable)	$250.00	$100.00	-$150.00	-60.0%
	Public Works	Backflow Assembly Testing Fee (Per Test)	$40.00	$40.00	$0.00	0.0%
Chapter 50. Utilities						
50-20(a)	**Public Works**	Water and Sewer System Tap Fees				
	Public Works	Water Tap				
	Public Works	Inside City	$400.00 + Cost	$400.00 + Cost	$0.00	0.0%
	Public Works	Outside City	$550.00 + Cost	$550.00 + Cost	$0.00	0.0%
	Public Works	Sewer Tap				
	Public Works	Inside City	$400.00 + Cost	$400.00 + Cost	$0.00	0.0%
	Public Works	Outside City	$550.00 + Cost	$550.00 + Cost	$0.00	0.0%
	Public Works	Water/Fire Flow Tests	$500.00	$500.00	$0.00	0.0%
	Public Works	Water Bac-T (Bacteria) – First Sample	$300.00	$300.00	$0.00	0.0%
	Public Works	Water Bac-T (Bacteria) – Each Additional Sample	$100.00	$100.00	$0.00	0.0%
50-211(d)	**Public Works**	Tests for Waste of Abnormal Strength	$300.00	$300.00	$0.00	0.0%
50-519	**Public Works**	Annual Grease Hauler Permit Application Fee (Includes First Vehicle)	$100.00	$100.00	$0.00	0.0%
	Public Works	Extra Grease Hauler (Per Additional Vehicle)	$50.00	$50.00	$0.00	0.0%

City of Kyle, Texas
Schedule of Rates, Fines, Fees, and Charges
Proposed Fiscal Year 2026-2027 Budget

Code Section	Dept.	Description	FY 2026 Approved	FY 2027 Proposed	$ Change	% Change
		Utility Billing Rates, Fees, & Charges				
50-21	**Utility Billing**	Service Connection Fee				
	Utility Billing	Water, Sewer, and Trash Customers	$63.39	$63.39	$0.00	0.0%
	Utility Billing	Wastewater Customers Only – Service Charge	$31.70	$31.70	$0.00	0.0%
	Utility Billing	Refuse Customers Only – Service Charge	$31.70	$31.70	$0.00	0.0%
	Utility Billing	Emergency Shut-Off Fee	$63.39	$63.39	$0.00	0.0%
	Utility Billing	After-Hours Turn-On Fee	$63.39	$63.39	$0.00	0.0%
	Utility Billing	Trip Charge When Water Meter Box Is Not Ready for Water Meter Installation	$150.00 Per Trip	$150.00 Per Trip	$0.00	0.0%
	Utility Billing	Meter Test (3rd Party)				
	Utility Billing	Residential Meter	$120.45	$120.45	$0.00	0.0%
	Utility Billing	Commercial Meter	$221.88	$221.88	$0.00	0.0%
	Utility Billing	Meter Tampering Fee	$633.94 + Possible Fine	$633.94 + Possible Fine	$0.00	0.0%
	Utility Billing	Late Payment Penalty	10% of Outstanding Balance	10% of Outstanding Balance	$0.00	0.0%
50-22	**Utility Billing**	Deposit for Water, Sewer, and Trash Collection Services (Per LUE)	$95.09	$95.09	$0.00	0.0%
	Utility Billing	Deposit for Sewer and Trash Collection Services Only (Per LUE)	$63.39	$63.39	$0.00	0.0%
	Utility Billing	Deposit for Refuse Service Only	$31.70	$31.70	$0.00	0.0%
	Utility Billing	Fire Hydrant Deposit	$1,449.00	$1,449.00	$0.00	0.0%
	Utility Billing	Fire Hydrant Minimum Charge (Monthly)	$166.10	$166.10	$0.00	0.0%
	Utility Billing	Delinquent Billing Fee (Disconnect/Reconnect)				
	Utility Billing	Within Corporate Limits of the City	$55.13	$55.13	$0.00	0.0%
	Utility Billing	Outside Corporate Limits of the City	$76.07	$76.07	$0.00	0.0%
	Utility Billing	Additional Deposit May Be Required (Calculated)				
	Utility Billing	Monarch Water Disconnection Fee	$75.00	$75.00	$0.00	0.0%
	Utility Billing	Turn-On/Transfer of Service Fee (Within the City)	$38.04	$38.04	$0.00	0.0%
	Utility Billing	Cost of Meter (Initial install of meter – actual City cost plus 10%)	Varies	Varies	–	–
	Utility Billing	Service Charge for Inspection Turn-On	$72.45	$72.45	$0.00	0.0%
		Water Minimum Charge (Monthly)				
		Inside City				
50-23 (a)	**Utility Billing**	Single-Family Residential				
	Utility Billing	5/8- and 3/4-Inch	$50.69	TBD	–	–
	Utility Billing	1-Inch	$75.99	TBD	–	–
	Utility Billing	1 1/2-Inch	$126.64	TBD	–	–
	Utility Billing	2-Inch	$253.32	TBD	–	–
	Utility Billing	3-Inch	$405.30	TBD	–	–
	Utility Billing	4-Inch	$810.61	TBD	–	–
	Utility Billing	6-Inch	$1,266.58	TBD	–	–
	Utility Billing	8-Inch	$2,533.13	TBD	–	–
	Utility Billing	10-Inch	$12,671.26	TBD	–	–

City of Kyle, Texas
Schedule of Rates, Fines, Fees, and Charges
Proposed Fiscal Year 2026-2027 Budget

Code Section	Dept.	Description	FY 2026 Approved	FY 2027 Proposed	$ Change	% Change
	Utility Billing	Multifamily Residential				
	Utility Billing	5/8- and 3/4-Inch	$50.69	TBD	–	–
	Utility Billing	1-Inch	$75.99	TBD	–	–
	Utility Billing	1 1/2-Inch	$126.64	TBD	–	–
	Utility Billing	2-Inch	$253.32	TBD	–	–
	Utility Billing	3-Inch	$405.30	TBD	–	–
	Utility Billing	4-Inch	$810.61	TBD	–	–
	Utility Billing	6-Inch	$1,266.58	TBD	–	–
	Utility Billing	8-Inch	$2,533.13	TBD	–	–
	Utility Billing	10-Inch	$12,671.26	TBD	–	–
	Utility Billing	Commercial				
	Utility Billing	5/8- and 3/4-Inch	$50.69	TBD	–	–
	Utility Billing	1-Inch	$75.99	TBD	–	–
	Utility Billing	1 1/2-Inch	$126.64	TBD	–	–
	Utility Billing	2-Inch	$253.32	TBD	–	–
	Utility Billing	3-Inch	$405.30	TBD	–	–
	Utility Billing	4-Inch	$810.61	TBD	–	–
	Utility Billing	6-Inch	$1,266.58	TBD	–	–
	Utility Billing	8-Inch	$2,533.13	TBD	–	–
	Utility Billing	10-Inch	$12,671.26	TBD	–	–
	Utility Billing	Irrigation				–
	Utility Billing	5/8- and 3/4-Inch	$50.69	TBD	–	–
	Utility Billing	1-Inch	$75.99	TBD	–	–
	Utility Billing	1 1/2-Inch	$126.64	TBD	–	–
	Utility Billing	2-Inch	$253.32	TBD	–	–
	Utility Billing	3-Inch	$405.30	TBD	–	–
	Utility Billing	4-Inch	$810.61	TBD	–	–
	Utility Billing	6-Inch	$1,266.58	TBD	–	–
	Utility Billing	8-Inch	$2,533.13	TBD	–	–
	Utility Billing	10-Inch	$12,671.26	TBD	–	–

City of Kyle, Texas
Schedule of Rates, Fines, Fees, and Charges
Proposed Fiscal Year 2026-2027 Budget

Code Section	Dept.	Description	FY 2026 Approved	FY 2027 Proposed	$ Change	% Change
		Water Minimum Charge (Monthly)				
		Outside City				
50-23 (a)	**Utility Billing**	Single-Family Residential				
	Utility Billing	5/8- and 3/4-Inch	$92.31	TBD	–	–
	Utility Billing	1-Inch	$138.50	TBD	–	–
	Utility Billing	1 1/2-Inch	$230.85	TBD	–	–
	Utility Billing	2-Inch	$461.68	TBD	–	–
	Utility Billing	3-Inch	$738.66	TBD	–	–
	Utility Billing	4-Inch	$1,477.32	TBD	–	–
	Utility Billing	6-Inch	$2,308.32	TBD	–	–
	Utility Billing	8-Inch	$4,616.65	TBD	–	–
	Utility Billing	Multifamily Residential				
	Utility Billing	5/8- and 3/4-Inch	$92.31	TBD	–	–
	Utility Billing	1-Inch	$138.50	TBD	–	–
	Utility Billing	1 1/2-Inch	$230.85	TBD	–	–
	Utility Billing	2-Inch	$461.68	TBD	–	–
	Utility Billing	3-Inch	$738.66	TBD	–	–
	Utility Billing	4-Inch	$1,477.32	TBD	–	–
	Utility Billing	6-Inch	$2,308.32	TBD	–	–
	Utility Billing	8-Inch	$4,616.65	TBD	–	–
	Utility Billing	Commercial				
	Utility Billing	5/8- and 3/4-Inch	$92.31	TBD	–	–
	Utility Billing	1-Inch	$138.50	TBD	–	–
	Utility Billing	1 1/2-Inch	$230.85	TBD	–	–
	Utility Billing	2-Inch	$461.68	TBD	–	–
	Utility Billing	3-Inch	$738.66	TBD	–	–
	Utility Billing	4-Inch	$1,477.32	TBD	–	–
	Utility Billing	6-Inch	$2,308.32	TBD	–	–
	Utility Billing	8-Inch	$4,616.65	TBD	–	–
	Utility Billing	Irrigation				
	Utility Billing	5/8- and 3/4-Inch	$92.31	TBD	–	–
	Utility Billing	1-Inch	$138.50	TBD	–	–
	Utility Billing	1 1/2-Inch	$230.85	TBD	–	–
	Utility Billing	2-Inch	$461.68	TBD	–	–
	Utility Billing	3-Inch	$738.66	TBD	–	–
	Utility Billing	4-Inch	$1,477.32	TBD	–	–
	Utility Billing	6-Inch	$2,308.32	TBD	–	–
	Utility Billing	8-Inch	$4,616.65	TBD	–	–

City of Kyle, Texas
Schedule of Rates, Fines, Fees, and Charges
Proposed Fiscal Year 2026-2027 Budget

Code Section	Dept.	Description	FY 2026 Approved	FY 2027 Proposed	$ Change	% Change
		Water Volume Rate – Monthly Use (Per 1,000 Gallons) **Inside City Limits**				
50-23 (b)	**Utility Billing**	Single-Family Residential				
	Utility Billing	1 To 4,000	$7.04	TBD	–	–
	Utility Billing	4,001 To 8,000	$8.81	TBD	–	–
	Utility Billing	8,001 To 12,000	$10.57	TBD	–	–
	Utility Billing	12,001 To 16,000	$12.34	TBD	–	–
	Utility Billing	16,001 To 20,000	$14.09	TBD	–	–
	Utility Billing	20,001 To 30,000	$15.85	TBD	–	–
	Utility Billing	30,001 To 50,000	$17.62	TBD	–	–
	Utility Billing	50,001 Or More	$21.13	TBD	–	–
	Utility Billing	Multifamily Residential				
	Utility Billing	1 To 99,999,999	$14.54	TBD	–	–
	Utility Billing	Commercial				
	Utility Billing	1 To 99,999,999	$12.70	TBD	–	–
	Utility Billing	Irrigation				
	Utility Billing	1 To 99,999,999	$17.54	TBD	–	–
	Utility Billing	Construction				
	Utility Billing	1 To 99,999,999	$12.70	TBD	–	–
		Water Volume Rate – Monthly Use (Per 1,000 Gallons) **Outside City Limits**				
50-23 (b)	**Utility Billing**	Single-Family Residential				
	Utility Billing	1 To 4,000	$12.21	TBD	–	–
	Utility Billing	4,001 To 8,000	$15.25	TBD	–	–
	Utility Billing	8,001 To 12,000	$18.28	TBD	–	–
	Utility Billing	12,001 To 16,000	$21.34	TBD	–	–
	Utility Billing	16,001 To 20,000	$24.36	TBD	–	–
	Utility Billing	20,001 To 30,000	$27.44	TBD	–	–
	Utility Billing	30,001 To 50,000	$30.48	TBD	–	–
	Utility Billing	50,001 or more	$36.57	TBD	–	–
	Utility Billing	Multifamily Residential				
	Utility Billing	1 To 99,999,999	$40.14	TBD	–	–
	Utility Billing	Commercial				
	Utility Billing	1 To 99,999,999	$40.14	TBD	–	–
	Utility Billing	Irrigation				
	Utility Billing	1 To 99,999,999	$35.29	TBD	–	–
	Utility Billing	Construction				
	Utility Billing	1 To 99,999,999	$40.14	TBD	–	–
50-23 (c)	**Utility Billing**	Emergency Interconnect Wholesale Water Rate (Per 1,000 Gallons)	$11.10	TBD	–	–

City of Kyle, Texas
Schedule of Rates, Fines, Fees, and Charges
Proposed Fiscal Year 2026-2027 Budget

Code Section	Dept.	Description	FY 2026 Approved	FY 2027 Proposed	$ Change	% Change
		Wastewater Minimum Charge (Monthly)				
		Inside City Limits				
50-24 (a)	**Utility Billing**	Residential	$24.23	TBD	–	–
	Utility Billing	Nonresidential	$24.23	TBD	–	–
	Utility Billing	Commercial Sewer Only	$24.23	TBD	–	–
	Utility Billing	Flat Rate Customers	$56.42	TBD	–	–
		Wastewater Minimum Charge (Monthly)				
		Outside City Limits				
50-24 (a)	**Utility Billing**	Residential	$39.54	TBD	–	–
	Utility Billing	Nonresidential	$39.54	TBD	–	–
	Utility Billing	Commercial Sewer Only	$39.54	TBD	–	–
	Utility Billing	Flat Rate Customers	$95.76	TBD	–	–
		Wastewater Volume Rate Monthly Use (per 1,000 gallons)				
		Inside City Limits				
50-24 (b)	**Utility Billing**	Residential (Based on Winter Water Use Average)	$4.34	TBD	–	–
	Utility Billing	Nonresidential (Based on Monthly Water Meter Reading)	$8.72	TBD	–	–
	Utility Billing	Commercial Sewer Only	$8.72	TBD	–	–
	Utility Billing	Flat Rate Customers	N/A	N/A	–	–
		Wastewater Volume Rate – Monthly Use (Per 1,000 Gallons)				
		Outside City Limits				
50-24 (b)	**Utility Billing**	Residential (Based on Winter Water Use Average)	$7.24	TBD	–	–
	Utility Billing	Nonresidential (Based on Monthly Water Meter Reading)	$9.86	TBD	–	–
	Utility Billing	Commercial Sewer Only	$7.67	TBD	–	–
	Utility Billing	Flat Rate Customers	N/A	N/A	–	–

City of Kyle, Texas
Schedule of Rates, Fines, Fees, and Charges
Proposed Fiscal Year 2026-2027 Budget

Code Section	Dept.	Description	FY 2026 Approved	FY 2027 Proposed	$ Change	% Change
		Solid Waste Collection and Disposal Monthly Rates (Per TDS Contract With the City of Kyle)				
50-25	**Utility Billing**	Full Retail Rate: October Through March (Includes 10% Franchise Fee and 8.25% Sales Tax)	$30.05	TBD	–	–
	Utility Billing	Full Retail Rate: April Through September (Includes 10% Franchise Fee and 8.25% Sales Tax)	$30.80	TBD	–	–
	Utility Billing	Refuse Extra Cart: October Through March (Includes Franchise Fee and Sales Tax)	$6.74	TBD	–	–
	Utility Billing	Refuse Extra Cart: April Through September (Includes Franchise Fee and Sales Tax)	$6.91	TBD	–	–
	Utility Billing	Senior Rate (10% Discount): October Through March (Includes Franchise Fee and Sales Tax)	$27.06	TBD	–	–
	Utility Billing	Senior Rate (10% Discount): April Through September (Includes Franchise Fee and Sales Tax)	$27.73	TBD	–	–
	Utility Billing	Senior Refuse Extra Cart: October Through March (Includes Franchise Fee and Sales Tax)	$6.06	TBD	–	–
	Utility Billing	Senior Refuse Extra Cart: April Through September (Includes Franchise Fee and Sales Tax)	$6.21	TBD	–	–
	Utility Billing	Solid Waste Admin Fee (Per Month Per Account)	$2.63	TBD	–	–
50-207 (8) (c)	**Utility Billing**	Fee for compliance sampling services provided under the Industrial Pretreatment Program to recover program costs	–	Cost of Analyte + 10%	New	New
		Storm Drainage Charge (Monthly)				
50-511	**Storm Drainage**	Storm Drainage and Flood Risk Mitigation Utility Monthly Fee – Single-Family Residential	$5.00	$5.00	$0.00	0.0%
	Storm Drainage	Storm Drainage and Flood Risk Mitigation Utility Monthly Fee – For All Other Non-Exempt Non-Residential/Commercial Properties. For FY 2026: For all non-residential/commercial customers, the Storm Drainage Monthly Fee is based on the number of Equivalent Residential Units (ERUs) calculated for each property.	Monthly Fee = Monthly Base Rate × Impervious Cover (sq. ft.) × Adjustment Factor	Monthly Fee = Monthly Base Rate × Impervious Cover (sq. ft.) × Adjustment Factor	–	–

Statements required in notice if the proposed tax rate does not exceed the lower of the no-new-revenue tax rate or the voter-approval tax rate, as prescribed by Tax Code §26.061.

NOTICE OF MEETING TO VOTE ON TAX RATE

A tax rate of $ 0.5600 per $100 valuation has been proposed by the governing body of City of Kyle, Texas

PROPOSED TAX RATE	$ 0.5600	per $100
NO-NEW-REVENUE TAX RATE	$ 0.6322	per $100
VOTER-APPROVAL TAX RATE	$ 0.5650	per $100

The no-new-revenue tax rate is the tax rate for the 2026 (current tax year) tax year that will raise the same amount of property tax revenue for City of Kyle, Texas (name of taxing unit) from the same properties in both the 2025 (preceding tax year) tax year and the 2026 (current tax year) tax year.

The voter-approval tax rate is the highest tax rate that City of Kyle, Texas (name of taxing unit) may adopt without holding an election to seek voter approval of the rate.

The proposed tax rate is not greater than the no-new-revenue tax rate. This means that City of Kyle, Texas (name of taxing unit) is not proposing to increase property taxes for the 2026 (current tax year) tax year.

A PUBLIC MEETING TO VOTE ON THE PROPOSED TAX RATE WILL BE HELD ON September 5, 2026 at 5:30 p.m. and September 15, 2026 at 7:00 p.m. (date and time) at City Council Chambers, Kyle City Hall, 100 W. Center Street, Kyle, Texas 78640 (meeting place)

The proposed tax rate is also not greater than the voter-approval tax rate. As a result, City of Kyle, Texas (name of taxing unit) is not required to hold an election to seek voter approval of the rate. However, you may express your support for or opposition to the proposed tax rate by contacting the members of the City Council (name of governing body) of City of Kyle, Texas (name of taxing unit) at their offices or by attending the public meeting mentioned above.

YOUR TAXES OWED UNDER ANY OF THE TAX RATES MENTIONED ABOVE CAN BE CALCULATED AS FOLLOWS:

Property tax amount = (tax rate) x (taxable value of your property) / 100

(List names of all members of the governing body below, showing how each voted on the proposed tax rate or, if one or more were absent, indicating absences.)

FOR the proposal: Mayor Yvonne Flores-Cale, Mayor Pro Tem Michael Tobias, Council Members Claudia Zapata, Lauralee Harris, and Marc McKinney

AGAINST the proposal: Council Members Courtney Goza and Melisa Medina

PRESENT and not voting: None

ABSENT: None

Visit Texas.gov/PropertyTaxes to find a link to your local property tax database on which you can easily access information regarding your property taxes, including information about proposed tax rates and scheduled public hearings of each entity that taxes your property.

The 86th Texas Legislature modified the manner in which the voter-approval tax rate is calculated to limit the rate of grow of property taxes in the state.

The following table compares the taxes imposed on the average residence homestead by City of Kyle, Texas (name of taxing unit) last year to the taxes proposed to the be imposed on the average residence homestead by City of Kyle, Texas (name of taxing unit) this year.

	2025	2026	Change
Total tax rate (per $100 of value)	2025 adopted tax rate $0.5957	2026 proposed tax rate $0.5600	Decrease of $0.0357 per $100 or 5.99%
Average homestead taxable value	$277,616	$261,530	Decrease of $16,086 or 5.79%
Tax on average homestead	$1,653.76	$1,464.57	Decrease of $189.19 or 11.44%
Total tax levy on all properties	$42,640,231	$35,283,144	Decrease of $7,357,087 or 17.25%

Notice About 2026 Tax Rates

Property Tax Rates in City of Kyle.

This notice concerns the 2026 property tax rates for City of Kyle.

This notice provides information about two tax rates used in adopting the current tax year's tax rate. The no-new-revenue tax rate would Impose the same amount of taxes as last year if you compare properties taxed in both years. In most cases, the voter-approval tax rate is the highest tax rate a taxing unit can adopt without holding an election. In each case, these rates are calculated by dividing the total amount of taxes by the current taxable value with adjustments as required by state law. The rates are given per $100 of property value.

This year's no-new-revenue tax rate ..... $0.6322/$100.

This year's voter-approval tax rate ..... $0.5650/$100.

To see the full calculations, please visit https://hays.countytaxrates.com/ for a copy of the Tax Rate Calculation Worksheet.

Unencumbered Fund Balances.

The following estimated balances will be left in the taxing unit's accounts at the end of the fiscal year. These balances are not encumbered by corresponding debt obligation.

Type of Fund	Balance
GENERAL FUND	$18,020,674

Current Year Debt Service.

The following amounts are for long-term debts that are secured by property taxes. These amounts will be paid from upcoming property tax revenues (or additional sales tax revenues, if applicable).

Description of Debt	Principal or Contract Payment To be Paid From Property Taxes	Interest to be Paid From Property Taxes	Other Amounts To be Paid	Total Payment
GENERAL OBLIGATION BONDS, SERIES 2013	$315,000	$64,748		$379,748
GENERAL OBLIGATION REFUNDING BONDS, SERIES 2013	$76,228	$22,518		$98,746
GENERAL OBLIGATION REFUNDING BONDS, SERIES 2014	$1,310,001	$93,373		$1,403,374
GENERAL OBLIGATION & REFUNDING BONDS, SERIES 2015	$1,477,827	$685,837		$2,163,664
GENERAL OBLIGATION REFUNDING BONDS, SERIES 2016	$196,042	$31,131		$227,173
GENERAL OBLIGATION REFUNDING BONDS, SERIES 2020	$224,225	$44,172		$268,397
GENERAL OBLIGATION BONDS, SERIES 2022	$1,165,000	$1,213,050		$2,378,050
GENERAL OBLIGATION, SERIES 2023	$1,450,000	$1,874,000		$3,324,000
GENERAL OBLIGATION BONDS, SERIES 2025	$650,000	$2,022,500		$2,672,500
CERTIFICATES OF OBLIGATION, SERIES 2025	$465,000	$708,250		$1,173,250

Total required for 2026 debt service	$ 14,088,902	
- Amount (if any) paid from funds listed in unencumbered funds	$ 0	
- Amount (if any) paid from other resources	$ 0	
- Excess collections last year	$ 1,947,105	
= Total to be paid from taxes in 2026	$ 12,141,797	
+ Amount added in anticipation that the taxing unit will collect only 100.0000% of its taxes in 2026	$ 0	
= Total Debt Levy		$ 12,141,797

This notice contains a summary of the no-new-revenue and voter-approval calculations as certified by Jennifer Escobar, Tax Assessor/ Collector, 08/12/2026.

Visit Texas.gov/PropertyTaxes to find a link to your local property tax database on which you can easily access information regarding your property taxes, including information about proposed tax rates and scheduled public hearings of each entity that taxes your property.

The 86th Texas Legislature modified the manner in which the voter-approval tax rate is calculated to limit the rate of growth of property taxes in the state.

City of Kyle, Texas
Notice of City Council Budget Meetings and Public Hearings
Proposed Operating and Capital Budget For Fiscal Year 2026-27

The Kyle City Council is scheduled to conduct public hearings and meetings on the City's proposed budget for Fiscal Year 2026-27 to review revenues, expenditures, and fund balances (reserves) for all City Funds. This review and discussion will cover property tax rates, water and wastewater service rates, storm drainage fee, other fees and charges for various City programs and services, capital improvement projects, number of authorized full-time equivalent positions (FTEs), and other budgetary items.

The proposed budget for Fiscal Year 2026-27 is a complete financial plan for all City Funds, programs, services, operations, and capital improvements plan activities for the 12-month period beginning October 1, 2026, and ending September 30, 2027.

The recommended proposed budget for Fiscal Year 2026-27 for all City Funds, as proposed by the Interim City Manager, totals approximately $417.0 million in expenditures, $17.7 million in transfers-out, and includes 460.0 full-time equivalent positions which is net of eleven (11.0) high-level management positions that have been eliminated in the proposed budget.

Of the total $417.0 million in proposed expenditures and $17.7 million in transfers-out, the City's General Fund proposed budget for Fiscal Year 2026-27 totals approximately $69.2 million for operations and maintenance expenditures and $2.1 million in transfers-out to the six (6) TIRZ Funds for the portion of increment property tax revenues.

Provided below is an overall financial summary of the Interim City Manager's proposed budget for Fiscal Year 2026-27 for all City Funds:

For All City Funds

- Estimated Beginning Fund Balance: $ 6,553,738
- Estimated Revenues & Transfers-In: $179,463,988
- Estimated Bond Proceeds: $382,619,278*
- Estimated Available Funds: $568,637,004
- Estimated Expenditures & Transfers-Out: $434,696,680*
- Estimated Ending Fund Balance: $133,940,324

* Includes expenditure of accumulated funds from prior fiscal years such as bond proceeds, water and wastewater impact fees, park development fees, and estimated proceeds from the issuance of bond debt.

The Kyle City Council is scheduled to hold budget meetings and public hearings on the City's proposed budget for Fiscal Year 2026-27 on the following dates at the Kyle City Hall located at 100 West Center Street, Kyle, Texas:

- City Council Budget Planning Meeting No. 7: (includes Public Hearing and 1st Reading of Budget & Property Tax Rate Ordinances) — Saturday, September 5, 2026, at 5:30 p.m.
- City Council Budget Planning Meeting No. 8: (includes Public Hearing & 2nd Reading of Budget & Property Tax Rate Ordinances) — Tuesday, September 15, 2026, at 7:00 p.m.

All Kyle residents, taxpayers, business owners, and interested persons are invited to attend the City Council's budget meetings and public hearings to provide their comments to the City Council. An electronic copy of the City's proposed operating and capital budget for Fiscal Year 2026-27 is available on the City's website. A printed copy of the complete proposed budget document is also available for public inspection during business hours at Kyle City Hall located at 100 West Center Street, Kyle, Texas, and at Kyle Public Library located at 550 Scott Street, Kyle, Texas.

Date Issued: August 5, 2026

Issued By: Perwez A. Moheet, CPA
Interim City Manager & Director of Finance
City of Kyle, Texas

City of Kyle, Texas

TAXPAYER IMPACT STATEMENT

Median Homestead Property Tax Bill Comparison

Description of Item	FY 2025-26 Current Budget @ Adopted Property Tax Rate	FY 2026-27 Proposed Budget @ Proposed Property Tax Rate	FY 2026-27 Proposed Budget @ No-New-Revenue Property Tax Rate
Median-Valued Homestead Taxable Valuation	$266,150.00	$250,340.00	$250,340.00
Property Tax Rate Per $100/Taxable Valuation	$0.595700	$0.560000	$0.632200
Estimated Annual City Property Tax Bill	$1,585.46	$1,401.90	$1,582.65
$ Estimated Change in City Tax Bill From Current Year:	N/A	($183.55)	($2.81)
% Estimated Change in City Tax Bill From Current Year:	N/A	-11.58%	-0.18%

Pursuant to Texas Government Code Section 551.043, as amended by HB 1522, this statement compares the property tax bill for a median-valued homestead property in the current fiscal year with estimated property tax bills for the upcoming fiscal year under (1) the proposed budget and tax rate and (2) a balanced budget funded at the no-new-revenue tax rate. The comparison is intended to provide taxpayers with a clear understanding of the potential impact of budget and tax rate decisions.

City of Kyle, Texas
Re-Appropriations for Encumbrances From FY 2026 to FY 2027
Information as of August 28, 2026

#	Number	Issue Date	Description	Vendor	Department	Total	Outstanding
1	000003996	11/14/2023	Approve a resolution authorizing the City Manager to execute a Letter Agreement by and between the Crosswinds Municipal Utility District and the City of Kyle for a cost sharing arrangement for water system improvements. ~ Amber Schmeits, Assistant City Manager	CF CSLK ALLGT LLC	ADMIN	$ 996,329.00	$ 171,161.56
2	000004562	09/30/2024	Engineering Design-30% La Verde Parking Lot	WGI, INC	ENGINEERING	147,433.39	136,083.12
3	000003407-R4	10/01/2025	Consider approving an Interlocal Agreement (ILA) between the City of Kyle and Hays County for the City's funding obligations of each entity for the Center Street Union Pacific Rail Siding Project. The City's total funding obligation shall not exceed $1,230,000.00 under this ILA. ~ Paula Gruber, HNTB	HAYS COUNTY AUDITOR'S OFFICE	ADMIN	817,545.00	817,545.00
4	000003472-R4	10/01/2025	Consider approving an Interlocal Agreement (ILA) between the City of Kyle and Hays County for the City's funding obligations of each entity for the Center Street Union Pacific Rail Siding Project. The City's total funding obligation shall not exceed $1,230,000.00 under this ILA. ~ Paula Gruber, HNTB	UNION PACIFIC RAILROAD COMPANY	ADMIN	158,399.03	157,621.30
5	000003487-R4	10/01/2025	Approve Amendment No. 3 to Task Order No. 12 to LJA ENGINEERING, INC., Austin, Texas, in the amount not exceed $32,739, increasing the total contract amount not to exceed $586,326.38 for additional water and wastewater lines related engineering services associated with the IH 35 South Bound Frontage Road Project.	LJA ENGINEERING, INC	PUBLIC WORKS	40,047.50	2,931.75
6	000003650-R3	10/01/2025	Approve Task Order No. 4 to PAPE-DAWSON ENGINEERING, INC., Austin, Texas, in an amount not to exceed $65,100.00 for preparations of construction documents and technical specifications for proposed improvements to the chlorine injection systems at the Yarrington Road facility and the Lehman Road facility. ~ Leon Barba, P.E., City Engineer	PAPE-DAWSON ENGINEERS, INC.	PUBLIC WORKS	53,500.00	49,540.00
7	000003696-R3	10/01/2025	Hays Co Road Bond Program-Kohlers Crossing	HAYS COUNTY AUDITOR'S OFFICE	FINANCE	20,373.68	20,373.68
8	000003724-R3	10/01/2025	Approve Task Order No. 2 to BGE, INC., Houston, Texas in the amount not to exceed $947,810.00 for engineering services and design of Bunton Creek Road from Lehman Road to Porter Cove. ~ Joe Cantalupo, K Friese & Associates, City's 2022 Road Bond Program Manager	BGE, INC.	ADMIN	213,807.33	42,094.27
9	000003727-R3	10/01/2025	Approve Task Order No. 2 to AMERICAN STRUCTUREPOINT, INC., Dallas, Texas in the amount not to exceed $436,194.96 for engineering services and design of Bebee Rd. from I35 NB Frontage Road to Dacy Lane. ~ Joe Cantalupo, K Friese & Associates, City's 2022 Road Bond Program Manager	AMERICAN STRUCTUREPOINT, INC.	ADMIN	36,206.79	7,970.24
10	000003728-R3	10/01/2025	Approve Task Order No. 3 to AMERICAN STRUCTUREPOINT, INC., Dallas, Texas in the amount not to exceed $788,221.88 for engineering services and design of Bebee Rd. from Dacy Lane to East of Green Pastures Road. ~ Joe Cantalupo, K Friese & Associates, City's 2022 Road Bond Program Manager	AMERICAN STRUCTUREPOINT, INC.	ADMIN	60,747.62	36,447.62
11	000003729-R3	10/01/2025	Approve Task Order No. 16 to LJA ENGINEERING, INC., Austin, Texas in the amount not to exceed $1,101,207.34 for engineering services and design of Kohlers Crossing from IH 35 NBFR to Seton Parkway. ~ Joe Cantalupo, K Friese & Associates, City's 2022 Road Bond Program Manager	LJA ENGINEERING, INC	ADMIN	8,405.00	8,405.00
12	000003730-R3	10/01/2025	Approve Task Order No. 17 to LJA ENGINEERING, INC., Austin, Texas in the amount not to exceed $2,158,287.27 for engineering services and design of Kohlers Crossing from the IH 35 SBFR to the IH 35 NBFR. ~ Joe Cantalupo, K Friese & Associates, City's 2022 Road Bond Program Manager	LJA ENGINEERING, INC	ADMIN	284,636.71	100,951.19

#	Number	Issue Date	Description	Vendor	Department	Total	Outstanding
13	000003737-R3	10/01/2025	Consider and possible action to approve Work Authorization #1.0 with K FRIESE + ASSOCIATES, Austin, Texas in an amount not to exceed $1,466,783.82 for Project Management Services. ~ Leon Barba, P.E., City Engineer	K FRIESE & ASSOCIATES, INC	ENGINEERING	49,022.81	49,022.81
14	000003748-R3	10/01/2025	Approve Task Order No. 2 to COBB, FENDLEY & ASSOCIATES, INC., San Marcos, Texas in the amount not to exceed $2,794,679.68 for engineering services and design of the extension of Kyle Parkway from Lehman Road to Dacy Lane and the extension of Lehman Road from Bunton Creek Road to Dacy Lane. ~ Joe Cantalupo, K Friese & Associates, City's 2022 Road Bond Program Manager	COBB, FENDLEY & ASSOCIATES, INC.	ADMIN	165,454.82	35,400.37
15	000003749-R3	10/01/2025	Approve Task Order No. 2 to LOCKWOOD, ANDREWS & NEWNAM, INC., San Marcos, Texas in the amount not to exceed $631,347.90 for engineering services and design of Windy Hill Road from IH 35 Northbound Frontage Road to Purple Martin Ave. ~ Joe Cantalupo, K Friese & Associates, City's 2022 Road Bond Program Manager	LOCKWOOD, ANDREWS & NEWNAM INC	ADMIN	49,370.04	200.62
16	000003754-R3	10/01/2025	Approve Task Order No. 4 to PAPE-DAWSON ENGINEERS, INC., San Antonio, Texas in the amount not to exceed $1,067,346.60 for engineering services and design of Old Stagecoach Road from Veterans Drive (RM 150) to Center Street (Off-System) and also Center Street (Off-System) from Old Stagecoach Road to Veterans Drive (RM 150). ~ Joe Cantalupo, K Friese & Associates, City's 2022 Road Bond Program Manager	PAPE-DAWSON ENGINEERS, INC.	ADMIN	267,644.65	267,644.65
17	000003766-R3	10/01/2025	Approve Task Order No. 5 to PAPE-DAWSON ENGINEERING, INC., Austin, Texas in an amount not to exceed $72,800.00, for a preliminary engineering report (PER) and 30% design documents for a one-million gallon elevated water storage tank, a 500,000-gallon pre-stressed concrete water ground storage tank, and an associated pump station and appurtenances for the proposed CR 158 water storage project. ~ Leon Barba, P.E., City Engineer	PAPE-DAWSON ENGINEERS, INC.	ECONOMIC DEVELOPMEN	131,974.65	50,908.90
18	000003802-R3	10/01/2025	Approve Task Order No. 3 to RPS INFRASTRUCTURE, INC., Austin, Texas in the amount not to exceed $750,009.75 for engineering services and design of Marketplace Avenue from FM 1626 to Marketplace Avenue (Existing). ~ Joe Cantalupo, K Friese & Associates, City's 2022 Road Bond Program Manager	RPS INFRASTRUCTURE, INC	ADMIN	2,079.00	2,079.00
19	000003956-R2	10/01/2025	Approve a contract with CP&Y, Inc., dba STV Infrastructure (STV), San Antonio, TX in an amount not to exceed $2,195,236.40 to provide a preliminary engineering report (30%) for the Phase 2 Wastewater Treatment Plant expansion from 4.5 million gallons per day (MGD) to 9.0 MGD and to provide design, bid, award and project administration for a Non-Potable Water System. ~ Leon Barba, P.E., City Engineer This P O Replaces P O # 03849	STV INCORPORATED	ENGINEERING	8,338,901.48	2,962,481.60
20	000003965-R2	10/01/2025	Approve Task Order No. 3 to Lockwood, Andrews & Newnam, Inc. in the amount not to exceed $23,535 for environmental services relating to the Windy Hill Road bond project. ~ Joe Cantalupo, K Friese & Associates, City's 2022 Road Bond Program Manager	LOCKWOOD, ANDREWS & NEWNAM INC	ADMIN	15,253.43	3,103.43
21	000004006-R2	10/01/2025	Approve Task Order No. 4 to American StructurePoint, Inc., in the amount not to exceed $79,660.59 for environmental services relating to the Bebee Road (West) project. ~ Joe Cantalupo, K Friese & Associates, City's 2022 Road Bond Program Manager	AMERICAN STRUCTUREPOINT, INC.	ADMIN	115,991.92	57,370.21

#	Number	Issue Date	Description	Vendor	Department	Total	Outstanding
22	000004017-R2	10/01/2025	Approve Task Order No. 5 to PAPE-DAWSON ENGINEERS, INC., San Antonio, Texas in the amount not to exceed $488,657.77 for engineering services and design of Center Street (On-System) from Veterans Drive to Main Street. ~ Joe Cantalupo, K Friese & Associates, City's 2022 Road Bond Program Manager	PAPE-DAWSON ENGINEERS, INC.	ADMIN	25,207.30	25,207.30
23	000004036-R2	10/01/2025	Consider approval of Task Order No. 4 to RPS Infrastructure, Inc. for design of the Vybe Trail and to revise the drainage design relating to the Marketplace Avenue project in the amount of $225,468.25 and authorize the City Manager to execute all documents related thereto. (Item Presenter: Joe Cantalupo, K Friese & Associates, City's 2022 Road Bond Program Manager)	RPS INFRASTRUCTURE, INC	ADMIN	844.90	844.90
24	000004050-R2	10/01/2025	Professional Svcs-COK Linear Park	COLEMAN AND ASSOCIATES	PLANNING	24,250.00	2,410.00
25	000004052-R2	10/01/2025	Approve Task Order No. 6 to Pape-Dawson Consulting Engineers, LLC in the amount not to exceed $450,567.75 for development of a final design schematic of the intersection of Jack C Hays Trail and Veterans Drive and the reconstruction of Jack C Hays Trail from Veterans Drive to 1200 ft east of Veterans Drive. ~ Joe Cantalupo, K Friese & Associates, City's 2022 Road Bond Program Manager	PAPE-DAWSON ENGINEERS, INC.	ADMIN	30,952.39	30,952.39
26	000004107-R2	10/01/2025	Consider approval of Task Order No. 3 to BGE, Inc., in the amount of $59,084 for the development of a preliminary engineering report for the Four Seasons Wastewater Interceptor Improvements project	BGE, INC.	ENGINEERING	241,710.45	86,330.00
27	000004109-R2	10/01/2025	Consider approval of Task Order No. 7 to American Structurepoint, Inc. for PS&E design of the Bebee Road (West) project of the 2022 Road Bond Program in an amount of $3,547,398.02; and authorizing the City Manager to execute all documents related thereto	AMERICAN STRUCTUREPOINT, INC.	ADMIN	1,007,325.16	265,251.73
28	000004114-R2	10/01/2025	Re-issue P O Rollover Issues - Approve Task Order No. 2 to PAPE-DAWSON ENGINEERING, INC., Austin, Texas, in the amount not to exceed $36,400.00 for the development of a preliminary engineering report for Center Street from Veterans Drive to Old Stagecoach Road and Old Stagecoach Road, from Center St. to Veterans Drive. ~ Leon Barba, P.E., City Engineer	PAPE-DAWSON ENGINEERS, INC.	ADMIN	25,580.00	25,580.00
29	000004167-R2	10/01/2025	A1 to TO#6 for CR 158 Ground Storage Project	PAPE-DAWSON ENGINEERS, INC.	ENGINEERING	346,500.00	346,500.00
30	000004182-R2	10/01/2025	Retail Roads (assigned by Plum Creek) TIRZ funded	HARRIS ROAD COMPANY	ENGINEERING	2,347,657.51	643,193.67
31	000004184-R2	10/01/2025	Kyle Sports Fields Design Services	STANTEC CONSULTING SERVICES INC	ENGINEERING	245,671.82	245,671.82
32	000004217-R2	10/01/2025	Design services for roundabout beautification.	COLEMAN AND ASSOCIATES	PLANNING	111,847.00	65,471.00
33	000004256-R2	10/01/2025	PER for upgrading the Moreno Street drainage	BGE, INC.	ENGINEERING	5,408.34	5,408.34
34	000004294-R2	10/01/2025	A1 to TO4 north trails WW interceptor	STV INCORPORATED	ENGINEERING	204,698.00	204,698.00
35	000004308-R2	10/01/2025	A1 to WWTP non potable water system	STV INCORPORATED	ENGINEERING	100,957.28	100,957.28
36	000004327-R2	10/01/2025	TO5 bid phase services for Marketplace Avenue	RPS INFRASTRUCTURE, INC	ENGINEERING	2,739.50	2,739.50
37	000004328-R2	10/01/2025	TO6 Marketplace Avenue Construction Services	RPS INFRASTRUCTURE, INC	ENGINEERING	18,549.55	1,314.55
38	000004333-R2	10/01/2025	2022 RB Marketplace Avenue Extension	CAPITAL EXCAVATION COMPANY	ADMIN	1,422,039.49	514,316.31
39	000004334-R2	10/01/2025	Amendment 1 to Task Order No. 6	AMERICAN STRUCTUREPOINT, INC.	ENGINEERING	194,609.70	129,734.50
40	000004335-R2	10/01/2025	Task Order No. 9 PS&E design of Old Stagecoach	PAPE-DAWSON ENGINEERS, INC.	ADMIN	768,499.20	14,075.21
41	000004336-R2	10/01/2025	TO 10 for the Center Street portion Old Stagecoach	PAPE-DAWSON ENGINEERS, INC.	ADMIN	851,228.11	168,345.69
42	000004337-R2	10/01/2025	TO 5 waterline and reclaimed waterline design	COBB, FENDLEY & ASSOCIATES, INC.	ADMIN	104,354.89	1,065.84
43	000004371-R1	10/01/2025	During project meetings with STV for the Water Master Plan, a concern was brought up about the need to update the Water Conservation and Drought Contingency Plans for the City. With Kyle receiving water from numerous sources, the conservation and contingency plans need to take all these sources into account to best help us serve the City.	STV INCORPORATED	ENGINEERING	94,421.20	21,263.24
44	000004373-R1	10/01/2025	TO 5 for SCADA Design	HDR ENGINEERING INC	ENGINEERING	283,454.21	98,316.72
45	000004388-R1	10/01/2025	TO8 Design N. Stagecoach road.	PAPE-DAWSON ENGINEERS, INC.	ENGINEERING	500,153.56	17,016.08

#	Number	Issue Date	Description	Vendor	Department	Total	Outstanding
46	000004418-R1	10/01/2025	Testing of soils, asphalt and cement, steel welding and erection, and other building materials as needed for the roadways, parking lots, utilities, and buildings around the site of the new wastewater treatment plant. This testing is required so construction of the new wastewater treatment plant can begin as scheduled.	TERRACON CONSULTANTS, INC	ENGINEERING	17,298.17	16,274.92
47	000004437-R1	10/01/2025	NPW Pump Station Construction at WWTP	TAKNEK LLC	PUBLIC WORKS	3,247,028.82	1,442,257.88
48	000004439-R1	10/01/2025	WWTP Access Road	GAGE & CADE CONSTRUCTION LLC	PUBLIC WORKS	244,601.89	30,820.12
49	000004488-R1	10/01/2025	TO7 Steeplechase and Waterleaf parking lots - Full design services of park	HDR ENGINEERING INC	PARKS	94,121.50	48,670.00
50	000004511-R1	10/01/2025	TO5 materials testing for WWTP NPW Pump Station	TERRACON CONSULTANTS, INC	ENGINEERING	21,832.20	11,693.25
51	000004528-R1	10/01/2025	A1 to TO2 Steeplechase WW Interceptor	QUIDDITY ENGINEERS LLC	ENGINEERING	1,164,948.85	416,956.80
52	000004529-R1	10/01/2025	Fulltime Construction Inspector/Manager	FOSTER CONSTRUCTION GROUP	ENGINEERING	268,576.65	18,466.80
53	000004533-R1	10/01/2025	TO3 materials testing at the CR 158 Tanks	HVJ SOUTH CENTRAL TEXAS - M&J, INC.	PUBLIC WORKS	43,725.76	19,644.26
54	000004534-R1	10/01/2025	TO6 Sewer Rehabilitation	WGI, INC	ENGINEERING	533,078.15	26,410.46
55	000004552-R1	10/01/2025	Schematic Design-Kohlers Crossing Intersection Imp	AMERICAN STRUCTUREPOINT, INC.	ENGINEERING	4,377.36	4,377.36
56	000004557-R1	10/01/2025	Day Lane Design & Special Svcs 18". NE of Bebee Rd	STV INCORPORATED	ENGINEERING	88,751.89	76,306.57
57	000004565-R1	10/01/2025	Marketplace/St David Vybe Segment	SCHAUMBURG & POLK, INC.	PARKS	159,760.20	137,803.50
58	000004566-R1	10/01/2025	Center Street Village Wastewater Improvements	JOE BLAND CONSTRUCTION LLC	PUBLIC WORKS	593,479.35	227,147.85
59	000004579-R1	10/01/2025	TO 8 Wastewater Master Plan	STV INCORPORATED	PUBLIC WORKS	360,461.99	145,055.23
60	000004582-R1	10/01/2025	TO5 Facilities Fence Replacement PER	WGI, INC	PUBLIC WORKS	23,399.35	4,257.50
61	000004588-R1	10/01/2025	2025-264 Construction of Skatepark at G-C Park	TRANSCEND INC	PARKS	3,117,891.25	671,013.05
62	000004616-R1	10/01/2025	TO11 additional survey Jack C Hays Project	PAPE-DAWSON ENGINEERS, INC.	ENGINEERING	457,299.29	269,458.74
63	000004617-R1	10/01/2025	TO7 - Construction of Center St (RM 150) from Veterans Drive to Main Street, the intersection of Veterans Drive (RM 150) at Center St, Veterans Drive (RM 150) from Center St to 600' north of Center St, and storm drain reconstruction from along Center St (RM 150) from Burleson St to N Front St.	PAPE-DAWSON ENGINEERS, INC.	ENGINEERING	784,119.00	396,132.95
64	000004631-R1	10/01/2025	Kohlers Roundabouts CBS PEC Agreement	PEDERNALES ELECTRIC COMPANY	ENGINEERING	1,559,500.00	1,559,500.00
65	000004632-R1	10/01/2025	TO7 Bunton Creek Road and Goforth Road Segment - Connect the Bunton Creek Road and Goforth Road segment and install a 24" Waterline south to the Post Oak elevated storage tank	STV INCORPORATED	ENGINEERING	914,840.51	438,120.20
66	000004633-R1	10/01/2025	TO2 Engineering Services on Pump House Road	PAPE-DAWSON ENGINEERS, INC.	ENGINEERING	21,690.50	6,782.50
67	25-004168R1-R1	10/01/2025	TO# 1 Phase One of FM 1626 GST & Pump Station	PAPE-DAWSON ENGINEERS, INC.	ENGINEERING	455,773.35	65,217.10
68	25-004202-R2	10/01/2025	FM 1626 Pump Station Improvements	ARCHER WESTERN CONSTRUCTION, LLC	PUBLIC WORKS	25,349,321.05	10,299,267.13
69	25-004229-R2	10/01/2025	TO2 for Geotechnical Services at 1626 tank & Pump	RABA-KISTNER CONSULTANTS, INC.	PUBLIC WORKS	880.52	880.52
70	25-004310-R2	10/01/2025	2024-109 implement Advanced Metering System	THIRKETTLE CORPORATION	PUBLIC WORKS	341,643.61	102,571.42
71	25-004313-R2	10/01/2025	Negotiate condo sales documents	WINSTEAD PC	ADMIN	6,133.38	6,133.38
72	25-004737-R1	10/01/2025	WW Treatment Plant Int Phase 1 & 2	STV INCORPORATED	PUBLIC WORKS	378,692.32	344,929.48
73	25-004800-R1	10/01/2025	TO13 Aquifer Storage and Recovery project	STV INCORPORATED	PUBLIC WORKS	1,065,943.69	690,679.46
74	25-004864-R1	10/01/2025	TO7 Materials Testing	RABA-KISTNER CONSULTANTS, INC.	PUBLIC WORKS	213,361.75	139,042.58
75	25-004865-R1	10/01/2025	FM 1626 Improvements, Main	HDR ENGINEERING INC	ENGINEERING	555,252.13	347,120.81
76	25-004964-R1	10/01/2025	TO14 PE for the ARWA Third Take-Point Pump Station	STV INCORPORATED	PUBLIC WORKS	3,904,266.92	2,691,486.41
77	25-005050-R1	10/01/2025	Amendment # 4- Task Order # 6 Anthem @ Kohlers	LJA ENGINEERING, INC	ENGINEERING	37,106.42	31,074.62
78	25-04644-R1	10/01/2025	Skatepark Design Services	NEW LINE SKATEPARKS FL, INC	PARKS	100,200.00	6,000.00
79	25-04646-R1	10/01/2025	TO #4 for construction material testing for the Center Street Village water/wastewater line, phase 2 project. This testing will ensure the construction area is safe to work on and can accommodate the improvements being made.	HVJ SOUTH CENTRAL TEXAS - M&J, INC.	ENGINEERING	35,024.00	24,895.00
80	25-04663-R1	10/01/2025	2025-183 - CR 158 GST/EST & Pump Station	PROTA, INC.	ENGINEERING	6,545,380.20	3,798,309.97
81	25-04674-R1	10/01/2025	Task Order No. 1 with Brinkley Sargent Wiginton Architects, Inc., to provide preliminary design services for a new facility at 1500 Dacy Lane	BRINKLEY SARGENT WIGINGTON ARCHITECT	PARKS	48,074.22	48,074.22

#	Number	Issue Date	Description	Vendor	Department	Total	Outstanding
82	25-04682-R1	10/01/2025	2022 Road Bond project coordination support	ESTES GROUP LLC	PUBLIC WORKS	121,445.00	53,735.00
83	25-04683-R1	10/01/2025	Transportation Master Plan	THE GOODMAN CORPORATION	PUBLIC WORKS	300,119.00	60,731.38
84	25-04691-R1	10/01/2025	TO2 Full design services at Senior activity center at 1500 Dacy Lane.	BRINKLEY SARGENT WIGINGTON ARCHITECT	PARKS	236,525.41	112,674.19
85	25-04693-R1	10/01/2025	Design of an audible outdoor warning system	MISSION CRITICAL PARTNERS, LLC	POLICE	62,999.50	22,745.00
86	25-04706-R1	10/01/2025	Plum Creek Golf Course Wastewater Project	SKYBLUE UTILITIES INC	PUBLIC WORKS	2,507,388.65	544,464.43
87	25-04707-R1	10/01/2025	Schlemmer Street & Porter Street Phase 3	PACKSADDLE MANAGEMENT LLC	ENGINEERING	492,616.20	47,580.11
88	25-04731-R1	10/01/2025	Steeplechase Playground Construction	WHIRLIX DESIGN INC	PARKS	36,231.09	36,231.09
89	25-04744-R1	10/01/2025	Approve a contract with CP&Y, Inc., dba STV Infrastructure (STV), San Antonio, TX in an amount not to exceed $2,195,236.40 to provide a preliminary engineering report (30%) for the Phase 2 Wastewater Treatment Plant expansion from 4.5 million gallons per day (MGD) to 9.0 MGD and to provide design, bid, award and project administration for a Non-Potable Water System. ~ Leon Barba, P.E., City Engineer This PO Replaces PO # 03849 and PO 3956	STV INCORPORATED	ENGINEERING	278,082.82	210,187.76
90	25-04746-R1	10/01/2025	Generator-Permanent Water System Facility	QUIDDITY ENGINEERS LLC	ENGINEERING	161,069.02	87,892.93
91	25-04756-R1	10/01/2025	acceleration and deceleration lane	WGI, INC	PUBLIC WORKS	104,813.80	15,440.30
92	25-04757-R1	10/01/2025	TO 12 Lehman Road Pump Station Improvements	WGI, INC	PUBLIC WORKS	1,446,402.59	327,268.95
93	25-04758-R1	10/01/2025	TO13 Roland Ln Accel & Decel Lanes R1	WGI, INC	PUBLIC WORKS	144,348.50	73,623.80
94	25-04776-R1	10/01/2025	Communications planning for capital projects	RIFELINE LLC	PUBLIC WORKS	78,558.40	6,758.47
95	25-04777-R1	10/01/2025	North Trails WW Interceptor Improvements	STV INCORPORATED	PUBLIC WORKS	76,604.71	76,604.71
96	25-04781	06/04/2025	FY25 Body Armor Supply	FEDERAL EASTERN INTERNATIONAL LLC	POLICE	19,299.60	9,567.20
97	25-04783-R1	10/01/2025	TO1 design services for improvements to MKH & KAC	PARKHILL SMITH & COOPER IN	PARKS	162,984.63	59,500.00
98	25-04795-R1	10/01/2025	TO21 Kohlers to Seton (Off-system)	LJA ENGINEERING, INC	ENGINEERING	81,935.12	67,286.50
99	25-04798-R1	10/01/2025	TO1 preliminary design services for GC and WL park	FREESE AND NICHOLS, INC.	PARKS	375,034.79	183,132.05
100	25-04801-R1	10/01/2025	WA2 program management services for the 2022 Bond - Council approved the supplemental funding of $2,977,968.72 to total $4,995,366.21 on 2.3.26	K FRIESE & ASSOCIATES, INC	PUBLIC WORKS	7,545,269.27	3,242,525.16
101	25-04808-R1	10/01/2025	Developer Participation Agreement	POCO LOCO SUPER STORE	PLANNING	155,394.00	155,394.00
102	25-04811-R1	10/01/2025	TO7 Geotech for PC Sewer Line	TERRACON CONSULTANTS, INC	PUBLIC WORKS	39,370.75	33,858.00
103	25-04831-R1	10/01/2025	Kohlers/Bebee Road (West) Road Bond	CAPITAL EXCAVATION COMPANY	PUBLIC WORKS	36,587,232.27	15,312,822.28
104	25-04834-R1	10/01/2025	TO #3 Plum Creek Golf Course Reclaim Waterline	HDR ENGINEERING INC	PUBLIC WORKS	529,221.55	322,780.50
105	25-04836-R1	10/01/2025	Stagecoach Live Oak Relocation	ENVIRONMENTAL TREE & DESIGN INC	PUBLIC WORKS	813,000.00	79,000.00
106	25-04901-R1	10/01/2025	A1TO7 acceleration and deceleration lane I-35 & C	WGI, INC	PUBLIC WORKS	47,460.00	47,460.00
107	25-04910-R1	10/01/2025	Prelim Engineering Svcs-Kohlers Crossing Overpass	UNION PACIFIC RAILROAD COMPANY	PUBLIC WORKS	10,689.30	10,689.30
108	25-04911-R1	10/01/2025	A2TO2 Preliminary Engineering Report-Waterleaf Sub	COBB, FENDLEY & ASSOCIATES, INC.	PUBLIC WORKS	224,497.96	199,021.46
109	25-04925-R1	10/01/2025	Reimbursement agreement	GUADALUPE-BLANCO RIVER AUTHORITY	PUBLIC WORKS	3,079,209.00	3,079,209.00
110	25-04936-R1	10/01/2025	TO9 Kohlers Crossing overpass bridge	HDR ENGINEERING INC	PUBLIC WORKS	80,867.54	47,431.22
111	25-04940	08/15/2025	Land Surveying Services	HERRERA CIVIL ENGINEERING PLLC	PUBLIC WORKS	45,465.00	5,450.00
112	25-04961-R1	10/01/2025	TO8 for construction phase services Beebe Rd	AMERICAN STRUCTUREPOINT, INC.	PUBLIC WORKS	271,121.60	181,791.54
113	25-04962-R1	10/01/2025	TO24 Kohlers to Seton (On-System) project	LJA ENGINEERING, INC	PUBLIC WORKS	2,626,017.30	991,636.43
114	25-04965-R1	10/01/2025	TO23 Kohlers to Seton (Off-System) project	LJA ENGINEERING, INC	PUBLIC WORKS	312,916.25	132,789.29
115	25-04979-R1	10/01/2025	TO7 PEC civil design services	LOCKWOOD, ANDREWS & NEWNAM INC	ENGINEERING	36,531.40	9,027.36
116	25-04996-R1	10/01/2025	Phase 1 Sportsplex Design	THE URBAN ALCHEMY COLLECTIVE LLC	PARKS	2,248,146.05	1,177,998.45
117	25-05000-R1	10/01/2025	TO2 Waterleaf park segment of the Vybe Trail	SCHAUMBURG & POLK, INC.	PARKS	301,960.20	167,024.80
118	25-05010-R1	10/01/2025	TO3 Spring Branch Vybe Trail Segment	SCHAUMBURG & POLK, INC.	PARKS	79,730.00	13,360.00
119	25-05032-R1	10/01/2025	TO7 Opal Lane Borings	HVJ SOUTH CENTRAL TEXAS - M&J, INC.	PUBLIC WORKS	19,385.00	19,385.00
120	25-05042-R1	10/01/2025	Gregg-Clarke Park Drainage Study	K FRIESE & ASSOCIATES, INC	PUBLIC WORKS	129,700.00	63,526.32
121	26-05086-R1	10/01/2025	Design of Two Roundabouts	AMERICAN STRUCTUREPOINT, INC.	PUBLIC WORKS	954,259.00	124,449.19
122	26-05087-R1	10/01/2025	TO16 Cromwell Drive Extension Project	WGI, INC	PUBLIC WORKS	651,745.26	466,044.79

#	Number	Issue Date	Description	Vendor	Department	Total	Outstanding
123	26-05107	10/20/2025	Goforth Culvert Rehab	LEWIS CONCRETE RESTORATION	PUBLIC WORKS	118,202.07	4,128.67
124	26-05110	10/21/2025	Prelim Engineering Svcs-Kohlers Crossing Overpass	UNION PACIFIC RAILROAD COMPANY	PUBLIC WORKS	21,301.42	15,342.08
125	26-05112	10/21/2025	Sunflower Circle Area Evaluation	STV INCORPORATED	PUBLIC WORKS	11,171.00	1,117.10
126	26-05127	10/29/2025	WWTP Expansion Phase 2 Early Works Package	ARCHER WESTERN CONSTRUCTION, LLC	PUBLIC WORKS	59,992,905.00	25,634,877.46
127	26-05135-R1	10/01/2025	SCADA Remote Site Monitoring	TMT SOLUTIONS INC	PUBLIC WORKS	5,248,551.53	1,654,813.53
128	26-05139	11/03/2025	Dacy Lane Community Center Renovation	TRIMBUILT CONSTRUCTION INC	PARKS	3,335,796.00	24,662.15
129	26-05158	11/13/2025	TO8 Materials Testing WWTP Phase 2	TERRACON CONSULTANTS, INC	PUBLIC WORKS	75,000.00	13,614.70
130	26-05188	12/02/2025	TO2 Langely SUE	COBB, FENDLEY & ASSOCIATES, INC.	PUBLIC WORKS	66,348.90	13,780.90
131	26-05204	12/11/2025	TO8 Chevo Pastrano Sr Pkwy Improvements	BGE, INC.	PUBLIC WORKS	99,087.68	99,087.68
132	26-05209	12/11/2025	Kohlers Crossing Interim Improvements	LONE STAR SITEWORK LLC	PUBLIC WORKS	532,585.57	80,715.36
133	26-05257	01/12/2026	Construction Phase Services WWTP Expansion Phase 2	STV INCORPORATED	PUBLIC WORKS	12,342,142.38	11,365,734.28
134	26-05263	01/13/2026	TO9 KCC Driveway Design	BGE, INC.	PARKS	103,213.75	55,722.57
135	26-05296	02/03/2026	Survey services along S. Old US Highway 81	CUATRO CONSULTANTS LTD	PUBLIC WORKS	25,362.00	9,342.00
136	26-05298	02/04/2026	TO4- Hydrological & Hydraulic Studies - Vybe Trail	SCHAUMBURG & POLK, INC.	PARKS	44,890.00	20,666.50
137	26-05303	02/04/2026	TO #2 Kohlers Roundabouts	AMERICAN STRUCTUREPOINT, INC.	ENGINEERING	1,025,263.53	720,421.17
138	26-05312	02/09/2026	Land Acquisition Services	DIANNA L TINKLER	PUBLIC WORKS	18,890.00	6,811.25
139	26-05313	02/09/2026	TO260101 Floodplain Work Map	HDR ENGINEERING INC	PUBLIC WORKS	98,200.00	59,140.00
140	26-05318-R1	10/01/2025	Kohlers Crossing/UPRR Improvements	HAYS COUNTY TRANSPORTATION DEPARTMENT	ENGINEERING	165,000.00	165,000.00
141	26-05319-R1	10/01/2025	Pedestrian-Vybe Trail System	SCHAUMBURG & POLK, INC.	PLANNING	49,373.30	27,343.80
142	26-05322-R1	10/01/2025	TO5 construction material testing for Schlemmer	HVJ SOUTH CENTRAL TEXAS - M&J, INC.	ENGINEERING	26,351.50	17,034.75
143	26-05323-R1	10/01/2025	Land Acquisition Services	ATKINSREALIS USA INC	PUBLIC WORKS	45,798.93	34,298.89
144	26-05332	02/12/2026	Expanding scope to add seven additional roundabouts to the beautification project.	COLEMAN AND ASSOCIATES	PARKS	41,615.00	41,615.00
145	26-05342	02/19/2026	TO 260402 Materials Testing	TERRACON CONSULTANTS, INC	PUBLIC WORKS	7,000.00	7,000.00
146	26-05359	02/24/2026	Water sampling	TEXAS STATE UNIVERSITY-SAN MARCOS	PUBLIC WORKS	66,348.90	37,473.26
147	26-05364	02/25/2026	TO 260401 Material Testing	RABA-KISTNER CONSULTANTS, INC.	PUBLIC WORKS	26,290.24	21,079.43
148	26-05366	02/26/2026	TO 260401 - Construction Materials Testing	RABA-KISTNER CONSULTANTS, INC.	PUBLIC WORKS	26,290.24	26,290.24
149	26-05371	03/03/2026	FM 1626 to Veterans Drive Transmission Main	STV INCORPORATED	PUBLIC WORKS	142,568.72	18,045.62
150	26-05373	03/03/2026	Center Street Village Phase 3	WESTAR CONSTRUCTION INC	PUBLIC WORKS	2,096,405.38	125,988.81
151	26-05374	03/06/2026	Furniture & equipment for Kyle Community Center	TEXAS INTERIOR RESOURCES LLC	PARKS	269,034.61	94,162.61
152	26-05378	03/09/2026	Long Line Striping Services	D.I.J CONSTRUCTION INC	PUBLIC WORKS	130,000.00	116,968.15
153	26-05386	02/25/2026	Task Order No. 1 Marketplace Boulevard Speed Study	PAPE-DAWSON ENGINEERS, INC.	PUBLIC WORKS	12,970.00	1,935.30
154	26-05389	03/16/2026	Construction of electric duct bank conduits & PE	TEXAS DRY UTILITIES LLC	PUBLIC WORKS	1,433,617.20	980,780.00
155	26-05391	03/16/2026	Amend #2 TO#6 Downtown Sewer Rehab	WGI, INC	PUBLIC WORKS	45,927.40	45,927.40
156	26-05397	03/17/2026	WWTP Inspection Services	ALAN PLUMMER AND ASSOCIATES INC	PUBLIC WORKS	976,230.00	695,741.65
157	26-05398	03/17/2026	Restroom Facility at MKH Park	ROMTEC INC	PARKS	899,759.00	864,759.00
158	26-05401	03/19/2026	Drainage Master Plan Update	HDR ENGINEERING INC	PUBLIC WORKS	120,600.00	112,338.00
159	26-05402	03/20/2026	Windy Hill Road Improvements Road Bond	SMITH CONTRACTING COMPANY	PUBLIC WORKS	9,028,293.03	7,640,430.45
160	26-05404	03/20/2026	Water & HQ Building Feasibility Study	RANDALL SCOTT ARCHITECTS INC	PUBLIC WORKS	95,500.00	19,000.00
161	26-05405	03/23/2026	A1 for Chevo Pastrano parkway	DOUCET & ASSOCIATES INC	PUBLIC WORKS	100,062.50	45,695.00
162	26-05406	03/23/2026	Sewer line design to LS Liftstation - Quail Ridge	DOUCET & ASSOCIATES INC	PUBLIC WORKS	194,144.48	41,988.48
163	26-05408	03/23/2026	TO #260101 Goforth Rd & Bunton Branch Creek Crossi	WGI, INC	PUBLIC WORKS	99,825.00	6,949.50
164	26-05439	04/08/2026	Generator Site Additions	READY POWER LLC	PUBLIC WORKS	2,307,757.20	1,921,323.40
165	26-05446	04/13/2026	10% retainage cost on PO 25-04676	FITZ ASSOCIATES LLC	PARKS	3,372.67	3,372.67

#	Number	Issue Date	Description	Vendor	Department	Total	Outstanding
166	26-05448	03/30/2026	TO 260402- Generator Site Additions CMT	HVJ SOUTH CENTRAL TEXAS - M&J, INC.	PUBLIC WORKS	39,846.00	39,846.00
167	26-05453	04/17/2026	SCADA Power Supplies for Switches	DISYS SOLUTIONS INC	IT	33,804.87	3,369.30
168	26-05475	05/20/2026	Center Street Three lane Improvement	CASH CONSTRUCTION COMPANY	PUBLIC WORKS	23,349,792.33	23,349,792.33
169	26-05479	05/26/2026	Network Switches for WWTP Expansion	DISYS SOLUTIONS INC	IT	48,689.36	25,086.27
170	26-05484	06/09/2026	Waterline Construction Kyle Parkway Lehman Road	GUERRA UNDERGROUND LLC	PUBLIC WORKS	3,544,594.16	3,544,594.16
171	26-05487	06/15/2026	Black & Veatch	BLACK & VEATCH CORP	PUBLIC WORKS	265,412.00	265,412.00
172	26-05501	06/18/2026	Gregg Clark Park Camera Upgrade	JET WEB COMMUNICATIONS, LLC	PARKS	18,493.72	7,705.00
173	26-05503	06/24/2026	Pedestrian Crossing Treatments	TETRA TECH INC	PUBLIC WORKS	165,798.00	165,798.00
174	26-05506	06/25/2026	Task Order 260101 to STV for Dacy Lane & Downing W	STV INCORPORATED	PUBLIC WORKS	179,235.00	179,235.00
175	26-05509	07/10/2026	Additional design- complete St. David's Connect	SCHAUMBURG & POLK, INC.	PARKS	28,020.00	28,020.00
176	26-05513	07/01/2026	Schlemmer Porter Water and Wastewater	LJA ENGINEERING, INC	PUBLIC WORKS	309,625.09	309,625.09
177	26-05514	07/02/2026	Water Master Plan Update	STV INCORPORATED	PUBLIC WORKS	143,020.00	134,166.17
178	26-05516	07/02/2026	Langely St. Reconstruction PS&E	HDR ENGINEERING INC	PUBLIC WORKS	189,632.00	185,479.92
179	26-05517	07/02/2026	TO 9 Windy Hill Project - 2022 Road Bond 2026-828	LOCKWOOD, ANDREWS & NEWNAM INC	PUBLIC WORKS	272,882.25	272,882.25
180	26-05518	07/02/2026	2026 Microsurfacing Services	VIKING CONSTRUCTION, INC	PUBLIC WORKS	1,296,514.86	1,137,153.61
181	26-05521	07/06/2026	Design Bid Construction Phase 4	LJA ENGINEERING, INC	PUBLIC WORKS	306,625.09	306,625.09
182	26-05523	07/08/2026	Task Order No. 260702 Cromwell Waterline	PACKSADDLE MANAGEMENT LLC	PUBLIC WORKS	295,719.60	295,719.60
183	26-05527	07/10/2026	TO 260601 Landesign Services INC	LANDESIGN SERVICES INC	PUBLIC WORKS	23,110.00	23,110.00
184	26-05538	07/22/2026	Cromwell Waterline Relocation TO 260402	RABA-KISTNER CONSULTANTS, INC.	PUBLIC WORKS	9,676.64	9,676.64
185	26-05542	07/27/2026	Steeplechase WW Interceptor - Easement Acquisition	ATKINSREALIS USA INC	PUBLIC WORKS	233,504.16	233,504.16
186	26-05545	07/30/2026	Pump House Road Waterline Project Phase II	PAPE-DAWSON ENGINEERS, INC.	PUBLIC WORKS	79,866.00	79,866.00
187	26-05547	08/04/2026	The Philomena Sidewalk project has a contingent award from CAMPO. In order to move forward with the award, CAMPO requires detailed design plans to be submitted prior to September 7th, 2026. This Task Order with Kimley-Horn is for preparing 30% plans, specifications and estimates (PS&E) for the installation of sidewalks, pedestrian ramps, and bridge modifications from IH-35 frontage road to Bunton Creek Road.	KIMLEY-HORN AND ASSOCIATES, INC	PUBLIC WORKS AND TRANSPORTATION	49,970.00	49,970.00
188	26-05548	08/21/2026	Construction Materials Testing and Observation Services for the FM 1626 Transmission Main project in Kyle, Texas, limited to material testing and observation on a call out as needed basis	PROFESSIONAL SERVICE INDUSTRIES, INC.	PUBLIC WORKS AND TRANSPORTATION	49,698.00	49,698.00
189	26-05550	08/25/2026	PROFESSIONAL SERVICES FOR BLANCO ST. SIDEWALK PROJECT - KYLE, TX	VOLKERT, INC	PUBLIC WORKS AND TRANSPORTATION	72,969.00	72,969.00
	TOTAL RE-APPROPRIATIONS:					**$ 269,740,811.44**	**$ 144,098,752.79**

Council Contact Information

Mayor Yvonne Flores-Cale	YCale@cityofkyle.com
Mayor Pro Tem Michael Tobias	MTobias@cityofkyle.com
Council Member Courtney Goza	CGoza@cityofkyle.com
Council Member Melisa Medina	MMedina@cityofkyle.com
Council Member Claudia Zapata	CZapata@cityofkyle.com
Council Member Dr. Lauralee Harris	LHarris@cityofkyle.com
Council Member Marc McKinney	MMcKinney@cityofkyle.com

City Council Regular Meeting

DEPARTMENT: Office of the City Manager

FROM: Perwez A. Moheet, CPA, Interim City Manager & Director of Finance

MEETING: September 15, 2026

SUBJECT:

Conduct a public hearing to obtain comments on the proposal to adopt the City of Kyle's ad valorem tax rate (property tax rate) at $0.5600 per $100 of taxable assessed valuation for Tax Year 2026 and Fiscal Year 2026-27. This is a $0.0357 per $100 of taxable assessed valuation or 5.99% reduction from the current adopted tax rate of $0.5957 per $100 of taxable assessed valuation.
(RELATED AGENDA ITEM 2 OF 5)

SUMMARY:

The City Council has scheduled two (2) public hearings to obtain and receive comments from all Kyle residents, taxpayers, and interested persons on the proposed ad valorem tax rate (property tax rate) for Tax Year 2026 (Fiscal Year 2026-27).

On August 13, 2026, a Resolution was approved to record the City Council's vote to place a proposal on the agenda of a future City Council meeting as an action item to consider and adopt an ad valorem tax rate of $0.5600 per $100 of taxable assessed valuation for Tax Year 2026 (Fiscal Year 2026-27).

On August 27, 2026, the City Council discussed and approved amendments to the recommended proposed budget for Fiscal Year 2026-27 and provided direction regarding which property tax rates option will be considered for Fiscal Year 2026-27.

On September 5, 2026, the City Council approved on first reading the Ordinance to adopt the proposed property tax rate of $0.5600 per $100 of taxable assessed valuation for Tax Year 2026 (Fiscal Year 2026-27).

The proposed tax rate of $0.5600 per $100 of taxable assessed valuation for Tax Year 2026 (Fiscal Year 2026-27) is lower than the No-New-Revenue tax rate of $0.6322 per $100 of taxable assessed valuation for Tax Year 2026 (Fiscal Year 2026-27).

The City of Kyle’s proposed tax rate of $0.5600 per $100 of taxable assessed valuation for Tax Year 2026 (Fiscal Year 2026-27) will raise slightly more revenue from property taxes than in the prior Tax Year 2025 (Fiscal Year 2025-26).

PROPERTY TAX RATES FOR TAX YEAR 2026:

2026 PROPERTY TAX RATES FOR CITY OF KYLE					
	Current Tax Rate	No-New-Revenue Tax Rate	Voter-Approval Tax Rate	Proposed Tax Rate Option #1	Proposed Tax Rate Option #2
Maintenance & Operations (M&O) Rate	$0.3212	$0.4409	$0.3737	$0.3687	$0.3427
Interest & Sinking (I&S) Rate	$0.2745	$0.1913	$0.1913	$0.1913	$0.1913
Total Property Tax Rate Per $100/TAV	$0.5957	$0.6322	$0.5650	$0.5600	$0.5340
$ Change From Adopted Tax Rate:	N/A	+$0.0365	-$0.0307	-$0.0357	-$0.0617
% Change From Adopted Tax Rate:	N/A	+6.13%	-5.15%	-5.99%	-10.36%

PUBLIC HEARINGS:

Two (2) public hearings on the City's proposed property tax rates for Fiscal Year 2026-27 have been scheduled as follows:

1. Public Hearing #1: September 5, 2026, at 5:30 p.m., at Kyle City Hall, 100 W. Center Street, Kyle, Texas 78640 (Completed)
2. Public Hearing #2: September 15, 2026, at 7:00 p.m., at Kyle City Hall, 100 W. Center Street, Kyle, Texas 78640

On September 5, 2026, the City Council approved on first reading the Ordinance to adopt the proposed property tax rate of $0.5600 per $100 of taxable assessed valuation for Tax Year 2026 (Fiscal Year 2026-27).

On September 15, 2026, the City Council is scheduled to vote on the City's proposed property tax rates for Fiscal Year 2026-27 (2nd Reading of Tax Rate Ordinance).

A complete copy of the City's proposed budget for Fiscal Year 2026-27 including property tax rate calculations and all associated documents are available on the City's website at:

https://www.cityofkyle.gov/FY2026-27ProposedBudget

In addition, a printed copy of the complete proposed budget document is also available for public inspection during business hours at the Kyle City Hall located at 100 West Center Street, Kyle, Texas, and at the Kyle Public Library located at 550 Scott Street, Kyle, Texas.

NEXT STEPS:

- ❑ Tuesday, September 15, 2026 (7:00 p.m.)
  - Public Hearings - Budget, Fees, Utility Rates, & Property Tax Rates
  - 2nd Reading: Budget Adoption Ordinance
  - 2nd Reading: Property Tax Rate Adoption Ordinance
  - 2nd Reading: Property Tax Increase Ratification Ordinance

PRIOR ACTION/INPUT (COUNCIL, BOARDS, CITIZENS):

On August 1, 2026, the Interim City Manager presented to the City Council the recommended proposed budget for Fiscal Year 2026-27. This presentation included preliminary discussions pertaining to the City's property valuation information for Tax Year 2026 or Fiscal Year 2026-27 and the current adopted tax rates.

On August 13, 2026, the Interim City Manager presented to the City Council the property tax rate information for Tax Year 2026 or Fiscal Year 2026-27. The purpose of this discussion was to provide City Council with an overview of the Fiscal Year 2026-27 property tax rate calculations, discuss tax rate options, and receive direction regarding the tax rate to be considered for adoption at a future City Council meeting.

The accompanying presentation by the Interim City Manager to the City Council on August 13, 2026, summarized the statutory Truth-in-Taxation requirements, current taxable assessed valuation information, preliminary tax rate calculations, and anticipated future impacts on the City's debt service requirements.

On August 27, 2026, the City Council scheduled an additional meeting to discuss and consider possible amendments to the recommended proposed budget for Fiscal Year 2026-27 and to provide direction regarding which property tax rates option will be considered for Fiscal Year 2026-27.

On September 5, 2026, the City Council approved on first reading of the Ordinance to adopt the proposed property tax rate of $0.5600 per $100 of taxable assessed valuation for Tax Year 2026 (Fiscal Year 2026-27).

STAFF CONTACT:

Name: Perwez A. Moheet, CPA
Title: Interim City Manager & Director of Finance
Email: pmoheet@cityofkyle.com
Phone: (512) 262-1010

Public Hearing on City's Proposed Property Tax Rates For Fiscal Year 2026-27

City Council Meeting: September 15, 2026

Presented By: Perwez A. Moheet, CPA, Interim City Manager & Director of Finance

Public Hearing on Proposed Property Tax Rates

- This is the 2nd of two public hearings scheduled on the City's proposed ad valorem tax rates (property tax rates) for Tax Year 2026 (Fiscal Year 2026-27).
- The 1st public hearing on the City's proposed ad valorem tax rates (property tax rates) was held at 5:30 p.m., on September 5, 2026, at Kyle City Hall, 100 W. Center Street, Kyle, Texas 78640.
- During today's Council meeting agenda, the Kyle City Council is scheduled to consider a proposal to set the City's ad valorem tax rate (property tax rate) at $0.5600 per $100.00 of taxable assessed valuation for Tax Year 2026 (Fiscal Year 2026-27).

Public Hearing on Property Tax Rates (Continued)

- The City's ad valorem tax rates (property tax rates) for Tax Year 2026 (Fiscal Year 2026-27) are as follows:

  1. No-New-Revenue Tax Rate: $0.6322 per $100/TAV
  2. Voter-Approval Tax Rate: $0.5650 per $100/TAV
  3. Proposed Tax Rate: $0.5600 per $100/TAV

Public Hearing on Property Tax Rates (Continued)

1. Proposed Tax Rate Compared to Current Adopted Tax Rate:
   - The proposed ad valorem tax rate of $0.5600 per $100/TAV for Tax Year 2026 (Fiscal Year 2026-27) is a decrease of $0.0357 per $100/TAV or 5.99% from the City's current adopted tax rate of $0.5957 per $100/TAV for Tax Year 2025 (Fiscal Year 2025-26).

Public Hearing on Property Tax Rates (Continued)

2. Proposed Tax Rate Compared to No-New-Revenue Tax Rate:
   - The City's proposed ad valorem tax rate of $0.5600 per $100/TAV is lower than the No-New-Revenue tax rate of $0.6322 per $100/TAV for Tax Year 2026 (Fiscal Year 2026-27). This is a decrease of $0.0722 per $100/TAV or 11.42% from the No-New-Revenue tax rate for Tax Year 2026 (Fiscal Year 2026-27).

Public Hearing on Property Tax Rates (Continued)

3. Proposed Tax Rate Compared to Voter-Approval Tax Rate:
   - The proposed tax rate of $0.5600 per $100/TAV is $0.0050 per $100/TAV lower than the Voter-Approval tax rate of $0.5650 per $100/TAV for Tax Year 2026 (Fiscal Year 2026-27). This is a decrease of $0.0050 per $100/TAV or 0.88% from the No-New-Revenue tax rate for Tax Year 2026 (Fiscal Year 2026-27).

Public Hearing on Proposed Property Tax Rates (Continued)

2026 PROPERTY TAX RATES FOR CITY OF KYLE					
	Current Tax Rate	No-New-Revenue Tax Rate	Voter-Approval Tax Rate	Proposed Tax Rate Option #1	Proposed Tax Rate Option #2
Maintenance & Operations (M&O) Rate	$0.3212	$0.4409	$0.3737	$0.3687	$0.3427
Interest & Sinking (I&S) Rate	$0.2745	$0.1913	$0.1913	$0.1913	$0.1913
Total Property Tax Rate Per $100/TAV	$0.5957	$0.6322	$0.5650	$0.5600	$0.5340
$ Change From Adopted Tax					

Public Hearing on Property Tax Rates (Continued)

- Total property tax rate is comprised of two separate component rates.
- Using the City of Kyle's total proposed tax rate of $0.5600 per $100 of taxable assessed valuation (TAV) for Tax Year 2026 or Fiscal Year 2026-27, below are the two rate components:

	FY 2026-27 Tax Rate	Prior Year Tax Rate	$ Change	% Change
Maintenance & Operations (M&O) Rate	$0.3687	$0.3212	$0.0475	14.8%
Interest & Sinking (I&S) Rate	$0.1913	$0.2745	-$0.0832	-30.3%
Total Property Tax Rate Per $100/TAV	**$0.5600**	**$0.5957**	**-$0.0357**	**-5.99%**

Public Hearing on Property Tax Rates (Continued)

- Shown below is the City's portion of the property tax bill impact for an average valued single-family home in Kyle for Tax Year 2026 (Fiscal Year 2026-27):

CHANGE IN AVERAGE HOME TAXABLE VALUATION & PROPERTY TAX BILL

Fiscal Year	Average Home Value	Property Tax Rate	Property Tax Levy	Homestead Reduction	Average Net Tax Bill
2026	$ 301,530	$ 0.5600	$ 1,688.57	$ (224.00)	$ 1,464.57
2025	$ 317,616	$ 0.5957	$ 1,892.04	$ (238.28)	$ 1,653.76
$ Change:	$ (16,086)	$ (0.0357)	$ (203.47)	$ 14.28	$ (189.19)
% Change:	-5.06%	-5.99%	-10.75%	5.99%	-11.44%

Public Hearing on Proposed Property Tax Rates

- The proposed ad valorem tax rate (property tax rate) of $0.5600 per $100/TAV for Tax Year 2026 (Fiscal Year 2026-27) will raise slightly more revenues from property taxes than in the prior Tax Year 2025 (Fiscal Year 2025-26).

- During today's Council meeting, the Kyle City Council is posted to vote on the ad valorem tax rate (property tax rate) of $0.5600 per $100/TAV for Tax Year 2026 (Fiscal 2026-27) on 1st Reading of the Tax Rate Ordinance.

Where Can I Find Information About City's Proposed Tax Property Rates?

- Complete copy of the City's proposed budget for Fiscal Year 2026-27 including all associated documents are available on the City's website at:

✓ https://www.cityofkyle.gov/FY2026-27ProposedBudget

- A printed copy of the proposed budget document is also available for public inspection during business hours at the Kyle City Hall located at 100 West Center Street, Kyle, Texas, and at the Kyle Public Library located at 550 Scott Street, Kyle, Texas.

PUBLIC HEARING

2026 Tax Rate Calculation Worksheet
Taxing Units Other Than School Districts or Water Districts

Form 50-856

City of Kyle
Taxing Unit Name

(512) 262-1010
Phone *(area code and number)*

100 W. Center Street, Kyle, TX, 78640
Taxing Unit's Address, City, State, ZIP Code

http://www.cityofkyle.com
Taxing Unit's Website Address

GENERAL INFORMATION: Tax Code Section 26.04(c) requires an officer or employee designated by the governing body to calculate the no-new-revenue (NNR) tax rate and voter-approval tax rate for the taxing unit. These tax rates are expressed in dollars per $100 of taxable value calculated. The calculation process starts after the chief appraiser delivers to the taxing unit the certified appraisal roll and the estimated values of properties under protest. The designated officer or employee shall certify that the officer or employee has accurately calculated the tax rates and used values shown for the certified appraisal roll or certified estimate. The officer or employee submits the rates to the governing body by Aug. 7 or as soon thereafter as practicable.

School districts do not use this form, but instead use Comptroller Form 50-859 *Tax Rate Calculation Worksheet, School District without Chapter 313 and JETI Agreements* or Comptroller Form 50-884 *Tax Rate Calculation Worksheet, School District with Chapter 313 and JETI Agreements.*

Water districts as defined under Water Code Section 49.001(1) do not use this form, but instead use Comptroller Form 50-858 *Water District Voter-Approval Tax Rate Worksheet for Low Tax Rate and Developing Districts* or Comptroller Form 50-860 *Developed Water District Voter-Approval Tax Rate Worksheet.*

The Comptroller's office provides this worksheet to assist taxing units in determining tax rates. The information provided in this worksheet is offered as technical assistance and not legal advice. Taxing units should consult legal counsel for interpretations of law regarding tax rate preparation and adoption.

Taxing units must include a hyperlink to a document that evidences the accuracy of each entry in the worksheet other than an entry making a mathematical calculation.[1] Source materials must contain data for all worksheets used, including supplemental worksheets.

Insert hyperlink:

https://www.cityofkyle.gov/city-hall/financial-services/fiscal-year-2026-27-proposed-budget/truth-in-taxation-information-2026/

SECTION 1: No-New-Revenue Tax Rate

The NNR tax rate enables the public to evaluate the relationship between taxes for the prior year and for the current year based on a tax rate that would produce the same amount of taxes (no new taxes) if applied to the same properties that are taxed in both years. When appraisal values increase, the NNR tax rate should decrease.

The NNR tax rate for a county is the sum of the NNR tax rates calculated for each type of tax the county levies.

While uncommon, it is possible for a taxing unit to provide an exemption for only maintenance and operations taxes. In this case, the taxing unit will need to calculate the NNR tax rate separately for the maintenance and operations tax and the debt tax, then add the two components together.

Line	No-New-Revenue Tax Rate Worksheet	Amount/Rate
1.	**Prior year total taxable value.** Enter the amount of the prior year taxable value on the prior year tax roll today. Include any adjustments since last year's certification; exclude Tax Code Section 25.25(d) one-fourth and one-third over-appraisal corrections from these adjustments. Exclude any property value subject to an appeal under Chapter 42 as of July 25 (will add undisputed value in Line 6). This total includes the taxable value of homesteads with tax ceilings (will deduct in Line 2) and the captured value for tax increment financing (adjustment is made by deducting TIF taxes, as reflected in Line 17).[2]	$ 7,156,515,237
2.	**Prior year tax ceilings.** Counties, cities and junior college districts. Enter the prior year total taxable value of homesteads with tax ceilings. These include the homesteads of homeowners age 65 or older or disabled. Other taxing units enter 0. If your taxing unit adopted the tax ceiling provision last year or a prior year for homeowners age 65 or older or disabled, use this step.[3]	$ 0
3.	**Preliminary prior year adjusted taxable value.** Subtract Line 2 from Line 1.	$ 7,156,515,237
4.	**Prior year total adopted tax rate.**	$ 0.5957 /$100
5.	**Prior year taxable value lost because court appeals of ARB decisions reduced the prior year's appraised value.** **A. Original prior year ARB values:** ..... $ 189,434,626 **B. Prior year values resulting from final court decisions:** ..... - $ 179,141,139 **C. Prior year value loss.** Subtract B from A.[4]	$ 10,293,487

[1] Tex. Tax Code §§5.07(g)(4) and 26.04(d-1)
[2] Tex. Tax Code §26.012(14)
[3] Tex. Tax Code §26.012(14)
[4] Tex. Tax Code §26.012(13)

Line	No-New-Revenue Tax Rate Worksheet	Amount/Rate
6.	**Prior year taxable value subject to an appeal under Chapter 42, as of July 25.** **A. Prior year ARB certified value:** $ 181,310,930 **B. Prior year disputed value:** - $ 18,131,093 **C. Prior year undisputed value.** Subtract B from A. [5]	$ 163,179,837
7.	**Prior year Chapter 42 related adjusted values.** Add Line 5C and Line 6C.	$ 173,473,324
8.	**Prior year taxable value, adjusted for actual and potential court-ordered adjustments.** Add Line 3 and Line 7.	$ 7,329,988,561
9.	**Prior year taxable value of property in territory the taxing unit deannexed after Jan. 1 of the prior year.** Enter the prior year value of property in deannexed territory. [6]	$ 0
10.	**Prior year taxable value lost because property first qualified for an exemption in the current year.** If the taxing unit increased an original exemption, use the difference between the original exempted amount and the increased exempted amount. Do not include value lost due to freeport, goods-in-transit, temporary disaster exemptions. Note that lowering the amount or percentage of an existing exemption in the current year does not create a new exemption or reduce taxable value. **A. Absolute exemptions.** Use prior year market value: $ 340,402 **B. Partial exemptions.** Current year exemption amount or current year percentage exemption times prior year value: + $ 71,585,470 **C. Value loss.** Add A and B. [7]	$ 71,925,872
11.	**Prior year taxable value lost because property first qualified for agricultural appraisal (1-d or 1-d-1), timber appraisal, recreational/scenic appraisal or public access airport special appraisal in the current year.** Use only properties that qualified for the first time in the current year; do not use properties that qualified in the prior year. **A. Prior year market value:** $ 0 **B. Current year productivity or special appraised value:** - $ 0 **C. Value loss.** Subtract B from A. [8]	$ 0
12.	**Total adjustments for lost value.** Add Lines 9, 10C and 11C.	$ 71,925,872
13.	**Prior year captured value of property in a TIF.** Enter the total value of the prior year captured appraised value of property taxable by a taxing unit in a tax increment financing zone for which the prior year taxes were deposited into the tax increment fund. [9] If the taxing unit has no captured appraised value in line 18D, enter 0.	$ 778,442,429
14.	**Prior year total value.** Subtract Line 12 and Line 13 from Line 8.	$ 6,479,620,260
15.	**Adjusted prior year total levy.** Multiply Line 4 by Line 14 and divide by $100.	$ 38,599,097
16.	**Taxes refunded for years preceding the prior tax year.** Enter the amount of taxes refunded by the taxing unit for tax years preceding the prior tax year. Types of refunds include court decisions, Tax Code Section 25.25(b) and (c) corrections and Tax Code Section 31.11 payment errors. Do not include refunds for the prior tax year. This line applies only to tax years preceding the prior tax year. [10]	$ 260,288
17.	**Adjusted prior year levy with refunds.** Add Lines 15 and 16. [11]	$ 38,859,385

[5] Tex. Tax Code §26.012(13)
[6] Tex. Tax Code §26.012(15)
[7] Tex. Tax Code §26.012(15)
[8] Tex. Tax Code §26.012(15)
[9] Tex. Tax Code §26.03(c)
[10] Tex. Tax Code §26.012(13)
[11] Tex. Tax Code §26.012(13) and (15)

Line	No-New-Revenue Tax Rate Worksheet	Amount/Rate
18.	**Total current year taxable value on the current year certified appraisal roll today.** This value includes only certified values or certified estimate of values and includes the total taxable value of homesteads with tax ceilings (will deduct in Line 20). These homesteads include homeowners age 65 or older or disabled. [12] **A. Certified values:** ..... $ 7,049,842,804 **B. Counties:** Include railroad rolling stock values certified by the Comptroller's office: ..... + $ 0 **C. Pollution control and energy storage system exemption:** Deduct the value of property exempted for the current tax year for the first time as pollution control or energy storage system property: ..... - $ 0 **D. Tax increment financing:** Deduct the current year captured appraised value of property taxable by a taxing unit in a tax increment reinvestment zone for which the current year taxes will be deposited into the tax increment fund. Do not include any new property value that will be included in Line 24 below. [13] Adjustments to the taxable value must be calculated separately for each reinvestment zone using Form 50-110.[14] Enter the total from Form 50-110 ..... - $ 770,735,991 **E. Total current year value.** Add A and B, then subtract C and D.	$ 6,279,106,813
19.	**Total value of properties under protest or not included on certified appraisal roll.** [15] **A. Current year taxable value of properties under protest.** The chief appraiser certifies a list of properties still under ARB protest. The list shows the appraisal district's value and the taxpayer's claimed value, if any, or an estimate of the value if the taxpayer wins. For each of the properties under protest, use the lowest of these values. Enter the total value under protest. [16] ..... $ 67,168,226 **B. Current year value of properties not under protest or included on certified appraisal roll.** The chief appraiser gives taxing units a list of those taxable properties that the chief appraiser knows about but are not included in the appraisal roll certification. These properties also are not on the list of properties that are still under protest. On this list of properties, the chief appraiser includes the market value, appraised value and exemptions for the preceding year and a reasonable estimate of the market value, appraised value and exemptions for the current year. Use the lower market, appraised or taxable value (as appropriate). Enter the total value of property not on the certified roll. [17] ..... + $ 0 **C. Total value under protest or not certified.** Add A and B.	$ 67,168,226
20.	**Current year tax ceilings.** Counties, cities and junior colleges enter current year total taxable value of homesteads with tax ceilings. These include the homesteads of homeowners age 65 or older or disabled. Other taxing units enter 0. If your taxing unit adopted the tax ceiling provision in the prior year or a previous year for homeowners age 65 or older or disabled, use this step.[18]	$ 0
21.	**Anticipated contested value.** Affected taxing units enter the contested taxable value for all property that is subject to anticipated substantial litigation. [19] An affected taxing unit is wholly or partly located in a county that has a population of less than 500,000 and is located on the Gulf of Mexico.[20] If completing this line, the taxing unit must include supporting documentation in Section 9.[21] Taxing units that are not affected, enter 0.	$ 0
22.	**Current year total taxable value.** Add Lines 18E and 19C, then subtract Lines 20 and 21.[22]	$ 6,346,275,039
23.	**Total current year taxable value of properties in territory annexed after Jan. 1, of the prior year.** Include both real and personal property. Enter the current year value of property in territory annexed. [23]	$ 0
24.	**Total current year taxable value of new improvements and new personal property located in new improvements.** New means the item was not on the appraisal roll in the prior year. An improvement is a building, structure, fixture or fence erected on or affixed to land. New additions to existing improvements may be included if the appraised value can be determined. New personal property in a new improvement must have been brought into the taxing unit after Jan. 1, of the prior year and be located in a new improvement. New improvements **do** include property on which a tax abatement agreement has expired for the current year. [24]	$ 199,805,501

[12] Tex. Tax Code §§26.012(6) and 26.04(c-2)
[13] Tex. Tax Code §26.03(c)
[14] Tex. Tax Code §26.03(e)
[15] Tex. Tax Code §26.01(c) and (d)
[16] Tex. Tax Code §26.01(c)
[17] Tex. Tax Code §26.01(d)
[18] Tex. Tax Code §26.012(6)(B)
[19] Tex. Tax Code §§26.012(6)(C) and 26.012(1-b)
[20] Tex. Tax Code §26.012(1-a)
[21] Tex. Tax Code §26.04(d-3)
[22] Tex. Tax Code §26.012(6)
[23] Tex. Tax Code §26.012(17)
[24] Tex. Tax Code §26.012(17)

Line	No-New-Revenue Tax Rate Worksheet	Amount/Rate
25.	**Total adjustments to the current year taxable value.** Add Lines 23 and 24.	$ 199,805,501
26.	**Adjusted current year taxable value.** Subtract Line 25 from Line 22.	$ 6,146,469,538
27.	**Current year NNR tax rate.** Divide Line 17 by Line 26 and multiply by $100. [25]	$ 0.6322 /$100
28.	**COUNTIES ONLY.** Add together the NNR tax rates for each type of tax the county levies. The total is the current year county NNR tax rate. [26]	$ 0.0000 /$100

Voter Approval Tax Rate

The voter-approval tax rate is the highest tax rate that a taxing unit may adopt without holding an election to seek voter approval of the tax rate. The type of taxing unit will determine the rate components that apply to a taxing units' overall voter-approval tax rate.

The voter-approval tax rate for a county is the sum of the voter-approval tax rates calculated for each type of tax the county levies. In most cases the voter-approval tax rate exceeds the no-new-revenue tax rate, but occasionally decreases in a taxing unit's debt service will cause the NNR tax rate to be higher than the voter-approval tax rate.

SECTION 2: Maintenance and Operations (M&O) and Debt Tax Rate Worksheet

This section calculates two components of the voter-approval tax rate:

1. **Maintenance and Operations (M&O) Tax Rate:** The M&O portion is the tax rate that is needed to raise the same amount of taxes that the taxing unit levied in the prior year plus the applicable percentage allowed by law. This rate accounts for such things as salaries, utilities and day-to-day operations.
2. **Debt Rate:** The debt rate includes the minimum dollar amount required to be paid toward debt service for the current year.[27] This rate accounts for principal and interest on bonds and other debt secured by property tax revenue.

Line	M&O and Debt Tax Rate Worksheet	Amount/Rate
29.	**Prior year M&O tax rate.** Enter the prior year M&O tax rate.	$ 0.3212 /$100
30.	**Prior year taxable value, adjusted for actual and potential court-ordered adjustments.** Enter the amount in Line 8 of the *No-New-Revenue Tax Rate Worksheet.*	$ 7,329,988,561
31.	**Total prior year M&O levy.** Multiply Line 29 by Line 30 and divide by $100.	$ 23,543,923
32.	**Adjusted prior year levy for calculating NNR M&O rate.**	
	A. M&O taxes refunded for years preceding the prior tax year. Enter the amount of M&O taxes refunded in the preceding year for taxes before that year. Types of refunds include court decisions, Tax Code Section 25.25(b) and (c) corrections and Tax Code Section 31.11 payment errors. Do not include refunds for tax year 2025. This line applies only to tax years preceding the prior tax year. + $ 157,130	
	B. Prior year taxes in TIF. Enter the amount of taxes paid into the tax increment fund for a reinvestment zone as agreed by the taxing unit. If the taxing unit has no current year captured appraised value in Line 18D, enter 0. – $ 1,936,489	
	C. Prior year transferred function. If discontinuing all of a department, function or activity and transferring it to another taxing unit by written contract, enter the amount spent by the taxing unit discontinuing the function in the 12 months preceding the month of this calculation. If the taxing unit did not operate this function for this 12-month period, use the amount spent in the last full fiscal year in which the taxing unit operated the function. The taxing unit discontinuing the function will subtract this amount in D below. The taxing unit receiving the function will add this amount in D below. Other taxing units enter 0. +/- $ 0	
	D. Prior year M&O levy adjustments. Subtract B from A. For taxing unit with C, subtract if discontinuing function and add if receiving function. $ -1,779,359	
	E. Add Line 31 to 32D.	$ 21,764,564
33.	**Adjusted current year taxable value.** Enter the amount in Line 26 of the *No-New-Revenue Tax Rate Worksheet.*	$ 6,146,469,538
34.	**Current year NNR M&O rate (unadjusted).** Divide Line 32E by Line 33 and multiply by $100.	$ 0.3540 /$100

[25] Tex. Tax Code §26.04(c)
[26] Tex. Tax Code §26.04(d)
[27] Tex. Tax Code §26.012(3)

Line	M&O and Debt Tax Rate Worksheet	Amount/Rate
35.	**Rate adjustment for state criminal justice mandate.** [28]	
	A. Current year state criminal justice mandate. Enter the amount spent by a county in the previous 12 months providing for the maintenance and operation cost of keeping inmates in county-paid facilities after they have been sentenced. Do not include any state reimbursement received by the county for the same purpose. $ 0	
	B. Prior year state criminal justice mandate. Enter the amount spent by a county in the 12 months prior to the previous 12 months providing for the maintenance and operation cost of keeping inmates in county-paid facilities after they have been sentenced. Do not include any state reimbursement received by the county for the same purpose. Enter zero if this is the first time the mandate applies. – $ 0	
	C. Subtract B from A and divide by Line 33 and multiply by $100 $ 0.0000 /$100	
	D. Enter the rate calculated in C. If not applicable, enter 0.	$ 0.0000 /$100
36.	**Rate adjustment for indigent health care expenditures.** [29]	
	A. Current year indigent health care expenditures. Enter the amount paid by a taxing unit providing for the maintenance and operation cost of providing indigent health care for the period beginning on July 1, of the prior tax year and ending on June 30, of the current tax year, less any state assistance received for the same purpose. $ 0	
	B. Prior year indigent health care expenditures. Enter the amount paid by a taxing unit providing for the maintenance and operation cost of providing indigent health care for the period beginning on July 1, 2024 and ending on June 30, 2025, less any state assistance received for the same purpose. – $ 0	
	C. Subtract B from A and divide by Line 33 and multiply by $100 $ 0.0000 /$100	
	D. Enter the rate calculated in C. If not applicable, enter 0.	$ 0.0000 /$100
37.	**Rate adjustment for county indigent defense compensation.** [30]	
	A. Current year indigent defense compensation expenditures. Enter the amount paid by a county to provide appointed counsel for indigent individuals and fund the operations of a public defender's office under Article 26.044, Code of Criminal Procedure for the period beginning on July 1, of the prior tax year and ending on June 30,of the current tax year, less any state grants received by the county for the same purpose. $ 0	
	B. Prior year indigent defense compensation expenditures. Enter the amount paid by a county to provide appointed counsel for indigent individuals and fund the operations of a public defender's office under Article 26.044, Code of Criminal Procedure for the period beginning on July 1, 2024 and ending on June 30, 2025, less any state grants received by the county for the same purpose. $ 0	
	C. Subtract B from A and divide by Line 33 and multiply by $100 $ 0.0000 /$100	
	D. Multiply B by 0.05 and divide by Line 33 and multiply by $100 $ 0.0000 /$100	
	E. Enter the lesser of C and D. If not applicable, enter 0.	$ 0.0000 /$100
38.	**Rate adjustment for county hospital expenditures.** [31]	
	A. Current year eligible county hospital expenditures. Enter the amount paid by the county or municipality to maintain and operate an eligible county hospital for the period beginning on July 1, of the prior tax year and ending on June 30, of the current tax year. $ 0	
	B. Prior year eligible county hospital expenditures. Enter the amount paid by the county or municipality to maintain and operate an eligible county hospital for the period beginning on July 1, 2024 and ending on June 30, 2025. $ 0	
	C. Subtract B from A and divide by Line 33 and multiply by $100 $ 0.0000 /$100	
	D. Multiply B by 0.08 and divide by Line 33 and multiply by $100 $ 0.0000 /$100	
	E. Enter the lesser of C and D, if applicable. If not applicable, enter 0.	$ 0.0000 /$100

[28] Tex. Tax Code §26.044
[29] Tex. Tax Code §26.0441
[30] Tex. Tax Code §26.0442
[31] Tex. Tax Code §26.0443

Line	M&O and Debt Tax Rate Worksheet	Amount/Rate
39.	**Rate adjustment for defunding municipality.** This adjustment only applies to a municipality that is considered to be a defunding municipality for the current tax year under Chapter 109, Local Government Code. Chapter 109, Local Government Code only applies to municipalities with a population of more than 250,000 and includes a written determination by the Office of the Governor. See Tax Code Section 26.0444 for more information. **A.** **Amount appropriated for public safety in the prior year.** Enter the amount of money appropriated for public safety in the budget adopted by the municipality for the preceding fiscal year. . . . . $ 0 **B.** **Expenditures for public safety in the prior year.** Enter the amount of money spent by the municipality for public safety during the preceding fiscal year . . . . . $ 0 **C.** Subtract B from A and divide by Line 33 and multiply by $100 . . . . . $ 0.0000 /$100 **D.** Enter the rate calculated in C. If not applicable, enter 0.	$ 0.0000 /$100
40.	**Adjusted current year NNR M&O rate.** Add Lines 34, 35D, 36D, 37E, and 38E. Subtract Line 39D.	$ 0.3540 /$100
41.	**Adjustment for prior year sales tax specifically to reduce property taxes.** Cities, counties and hospital districts that collected and spent additional sales tax on M&O expenses in the prior year should complete this line. These entities will deduct the sales tax gain rate for the current year in Section 3. Other taxing units, enter zero. **A.** Enter the amount of additional sales tax collected and spent on M&O expenses in the prior year, if any. Counties must exclude any amount that was spent for economic development grants from the amount of sales tax spent . . . . . $ 6,782,709 **B.** Divide Line 41A by Line 33 and multiply by $100 . . . . . $ 0.1103 /$100 **C.** Add Line 41B to Line 40.	$ 0.4643 /$100
42.	**Current year voter-approval M&O rate.** Enter the rate as calculated by the appropriate scenario below. **Special Taxing Unit.** If the taxing unit qualifies as a special taxing unit, multiply Line 41C by 1.08. **- or -** **Other Taxing Unit.** If the taxing unit does not qualify as a special taxing unit, multiply Line 41C by 1.035.	$ 0.4805 /$100
D42.	***Disaster Line 42 (D42):* Current year voter-approval M&O rate for taxing unit affected by disaster declaration.** [32] If the taxing unit is located in an area declared a disaster area and at least one person is granted an exemption under Tax Code Section 11.35 for property located in the taxing unit, the governing body may direct the person calculating the voter-approval tax rate to calculate a rate equal to the lesser of: **A.** The voter-approval tax rate calculated in the manner provided for a special taxing unit. Multiply line 41C by 1.08 [33] . . . . . $ _____ /$100 **- or -** **B.** The voter-approval M&O tax rate calculated in the manner provided for a taxing unit other than a special taxing unit plus the disaster relief rate. [34] Complete Section 5 through Line 68 to complete D42(B). a. Enter the **disaster relief cost.** . . . . . $ _____ b. **Disaster relief rate**. Divide Line D42(B)(a) by Line 26 and multiply by 100 . . . . . $ _____ /$100 c. Add Line D42(B)(b) to Line 42. . . . . $ _____ /$100 d. Enter the **current year unused increment rate** from Line 68 . . . . . $ _____ /$100 e Add Line D42(c) to Line D42(d). . . . . $ _____ /$100 The taxing unit shall continue to calculate the voter-approval tax rate in this manner until the earlier of: 1) the first year in which total taxable value on the certified appraisal roll exceeds the total taxable value of the tax year in which the disaster occurred; or 2) the third tax year after the tax year in which the disaster occurred. **C.** Enter Line D42(A) if less than Line D42(B)(e). If Line D42(B)(e) is less than line D42(A), enter Line D42(B)(c). [35] If the taxing unit does not qualify, do not complete Disaster Line 42 (Line D42).	$ _____ /$100

[32] Tex. Tax Code §26.042
[33] Tex. Tax Code §26.042(a-2)(1)
[34] Tex. Tax Code §§26.042(a-1) and 26.042(a-2)(2)
[35] Tex. Tax Code §26.042(a-2)

Line	M&O and Debt Tax Rate Worksheet	Amount/Rate
43.	**Total current year debt to be paid with property taxes and additional sales tax revenue.** Debt means the interest and principal that will be paid on debts that: **(1)** are paid by property taxes; **(2)** are secured by property taxes; **(3)** are scheduled for payment over a period longer than one year; and **(4)** are not classified in the taxing unit's budget as M&O expenses. **A. Debt** also includes contractual payments to other taxing units that have incurred debts on behalf of this taxing unit, if those debts meet the four conditions above. Include only amounts that will be paid from property tax revenue. Do not include appraisal district budget payments. If the governing body of a taxing unit authorized or agreed to authorize a bond, warrant, certificate of obligation, or other evidence of indebtedness on or after Sept. 1, 2021, verify if it meets the amended definition of debt before including it here. [36] Enter debt amount ..... $ 14,088,902 **B.** Subtract **unencumbered fund amount** used to reduce total debt. ..... – $ 0 **C.** Subtract **certified amount spent from sales tax to reduce debt** (enter zero if none) ..... – $ 0 **D.** Subtract **amount paid** from other resources ..... – $ 0 **E. Adjusted debt.** Subtract B, C and D from A.	$ 14,088,902
44.	**Certified prior year excess debt collections.** Enter the amount certified by the collector. [37]	$ 1,947,105
45.	**Adjusted current year debt.** Subtract Line 44 from Line 43E.	$ 12,141,797
46.	**Current year anticipated collection rate.** **A.** Enter the current year anticipated collection rate certified by the collector. [38] ..... 100.00 % **B.** Enter the prior year actual collection rate. ..... 98.04 % **C.** Enter the 2024 actual collection rate. ..... 98.69 % **D.** Enter the 2023 actual collection rate. ..... 98.46 % **E.** If the anticipated collection rate in A is lower than actual collection rates in B, C and D, enter the lowest collection rate from B, C and D. If the anticipated rate in A is higher than at least one of the rates in the prior three years, enter the rate from A. Note that the rate can be greater than 100%. [39]	100.00 %
47.	**Current year debt adjusted for collections.** Divide Line 45 by Line 46E.	$ 12,141,797
48.	**Current year total taxable value.** Enter the amount on Line 22 of the *No-New-Revenue Tax Rate Worksheet*.	$ 6,346,275,039
49.	**Current year debt rate.** Divide Line 47 by Line 48 and multiply by $100.	$ 0.1913 /$100
50.	**Current year voter-approval M&O rate plus current year debt rate.** Add Lines 42 and 49.	$ 0.6718 /$100
D50.	***Disaster Line 50 (D50):* Current year voter-approval M&O and debt tax rate for taxing unit affected by disaster declaration.** Complete this line if the taxing unit calculated the voter-approval M&O tax rate in the manner provided by Line D42. Add Line D42(C) and 49.	$ _____ /$100
51.	**COUNTIES ONLY.** Add together the voter-approval M&O and debt tax rates for each type of tax the county levies. The total is the current year county voter-approval M&O and debt tax rate.	$ 0.0000 /$100

[36] Tex. Tax Code §26.012(7)
[37] Tex. Tax Code §§26.012(10) and 26.04(b)
[38] Tex. Tax Code §26.04(b))
[39] Tex. Tax Code §26.04(h), (h-1) and (h-2)

SECTION 3: Adjustments for Additional Sales Tax to Reduce Property Taxes

Cities, counties and hospital districts may levy a sales tax specifically to reduce property taxes. Local voters by election must approve imposing or abolishing the additional sales tax. If approved, the taxing unit must reduce its NNR and voter-approval tax rates to offset the expected sales tax revenue.

This section should only be completed by a county, city or hospital district that is required to adjust its NNR tax rate and/or voter-approval tax rate because it adopted the additional sales tax.

Line	Additional Sales and Use Tax Worksheet	Amount/Rate
52.	**Taxable Sales.** For taxing units that adopted the sales tax in November of the prior tax year or May of the current tax year, enter the Comptroller's estimate of taxable sales for the previous four quarters.[40] Estimates of taxable sales may be obtained through the Comptroller's Allocation Historical Summary webpage. Taxing units that adopted the sales tax before November of the prior year, enter 0.	$ 0
53.	**Estimated sales tax revenue.** Counties exclude any amount that is or will be spent for economic development grants from the amount of estimated sales tax revenue. [41] **Taxing units that adopted the sales tax in November of the prior tax year or in May of the current tax year.** Multiply the amount on Line 52 by the sales tax rate (.01, .005 or .0025, as applicable) and multiply the result by .95. [42] **- or -** **Taxing units that adopted the sales tax before November of the prior year.** Enter the sales tax revenue for the previous four quarters. Do not multiply by .95.	$ 6,782,709
54.	**Current year total taxable value.** Enter the amount from Line 22 of the *No-New-Revenue Tax Rate Worksheet*.	$ 6,346,275,039
55.	**Sales tax adjustment rate.** Divide Line 53 by Line 54 and multiply by $100.	$ 0.1068 /$100
56.	**Current year NNR tax rate, unadjusted for sales tax.**[43] Enter the rate from Line 27 or 28, as applicable, on the *No-New-Revenue Tax Rate Worksheet*.	$ 0.6322 /$100
57.	**Current year NNR tax rate, adjusted for sales tax.** **Taxing units that adopted the sales tax in November the prior tax year or in May of the current tax year.** Subtract Line 55 from Line 56. Skip to Line 58 if you adopted the additional sales tax before November of the prior tax year.	$ _____ /$100
58.	**Current year voter-approval tax rate, unadjusted for sales tax.**[44] Enter the rate from Line 50, Line D50 (disaster) or Line 51 (counties) as applicable, of the *M&O and Debt Tax Rate Worksheet*.	$ 0.6718 /$100
59.	**Current year voter-approval tax rate, adjusted for sales tax.** Subtract Line 55 from Line 58.	$ 0.5650 /$100

SECTION 4: Adjustment for Pollution Control

A taxing unit may raise its rate for M&O funds used to pay for a facility, device or method for the control of air, water or land pollution. This includes any land, structure, building, installation, excavation, machinery, equipment or device that is used, constructed, acquired or installed wholly or partly to meet or exceed pollution control requirements. The taxing unit's expenses are those necessary to meet the requirements of a permit issued by the Texas Commission on Environmental Quality (TCEQ). The taxing unit must provide the tax assessor with a copy of the TCEQ letter of determination that states the portion of the cost of the installation for pollution control.

This section should only be completed by a taxing unit that uses M&O funds to pay for a facility, device or method for the control of air, water or land pollution.

Line	Adjustment for Pollution Control Requirements Worksheet	Amount/Rate
60.	**Certified expenses from the Texas Commission on Environmental Quality (TCEQ).** Enter the amount certified in the determination letter from TCEQ. [45] The taxing unit shall provide its tax assessor-collector with a copy of the letter. [46]	$ _____
61.	**Current year total taxable value.** Enter the amount from Line 22 of the *No-New-Revenue Tax Rate Worksheet*.	$ _____
62.	**Additional rate for pollution control.** Divide Line 60 by Line 61 and multiply by $100.	$ _____ /$100
63.	**Current year voter-approval tax rate, adjusted for pollution control.** Add Line 62 to one of the following lines (as applicable): Line 50, Line D50 (disaster), Line 51 (counties) or Line 59 (taxing units with the additional sales tax).	$ _____ /$100

[40] Tex. Tax Code §26.041(d)
[41] Tex. Tax Code §26.041(i)
[42] Tex. Tax Code §26.041(d)
[43] Tex. Tax Code §26.04(c)
[44] Tex. Tax Code §26.04(c)
[45] Tex. Tax Code §26.045(d)
[46] Tex. Tax Code §26.045(i)

SECTION 5: Unused Increment Rate

The unused increment rate is the rate equal to the sum of the prior 3 years Foregone Revenue Amounts divided by the current taxable value. [47] The Foregone Revenue Amount for each year is equal to that year's adopted tax rate subtracted from that year's voter-approval tax rate adjusted to remove the unused increment rate multiplied by that year's current total value. [48]

The difference between the adopted tax rate and adjusted voter-approval tax rate is considered zero in the following scenarios:

- a tax year in which a taxing unit affected by a disaster declaration calculates the tax rate under Tax Code Section 26.042; [49]
- a tax year in which the municipality is a defunding municipality, as defined by Tax Code Section 26.0501(a); [50] or
- after Jan. 1, 2022, a tax year in which the comptroller determines that the county implemented a budget reduction or reallocation described by Local Government Code Section 120.002(a) without the required voter approval. [51]

This section should only be completed by a taxing unit that does not meet the definition of a special taxing unit. [52]

Line	Unused Increment Rate Worksheet	Amount/Rate
64.	**Year 3 Foregone Revenue Amount. Subtract the 2025 unused increment rate and 2025 actual tax rate from the 2025 voter-approval tax rate. Multiply the result by the 2025 current total value**	
	A. Voter-approval tax rate (Line 68)	$ 0.5957 /$100
	B. Unused increment rate (Line 67)	$ 0.0000 /$100
	C. Subtract B from A	$ 0.5957 /$100
	D. Adopted Tax Rate	$ 0.5957 /$100
	E. Subtract D from C	$ 0.0000 /$100
	F. 2025 Total Taxable Value (Line 61)	$ 6,394,544,500
	G. Multiply E by F and divide the results by $100. If the number is less than zero, enter zero.	$ 0
65.	**Year 2 Foregone Revenue Amount. Subtract the 2024 unused increment rate and 2024 actual tax rate from the 2024 voter-approval tax rate. Multiply the result by the 2024 current total value**	
	A. Voter-approval tax rate (Line 68)	$ 0.4693 /$100
	B. Unused increment rate (Line 67)	$ 0.0000 /$100
	C. Subtract B from A	$ 0.4693 /$100
	D. Adopted Tax Rate	$ 0.4693 /$100
	E. Subtract D from C	$ 0.0000 /$100
	F. 2024 Total Taxable Value (Line 60)	$ 6,398,718,527
	G. Multiply E by F and divide the results by $100. If the number is less than zero, enter zero.	$ 0
66.	**Year 1 Foregone Revenue Amount. Subtract the 2023 unused increment rate and 2023 actual tax rate from the 2023 voter-approval tax rate. Multiply the result by the 2023 current total value**	
	A. Voter-approval tax rate (Line 67)	$ 0.4693 /$100
	B. Unused increment rate (Line 66)	$ 0.0001 /$100
	C. Subtract B from A	$ 0.4692 /$100
	D. Adopted Tax Rate	$ 0.4693 /$100
	E. Subtract D from C	$ -0.0001 /$100
	F. 2023 Total Taxable Value (Line 60)	$ 5,974,039,583
	G. Multiply E by F and divide the results by $100. If the number is less than zero, enter zero.	$ 0
67.	**Total Foregone Revenue Amount.** Add Lines 64G, 65G and 66G	$ 0.0000
68.	**2026 Unused Increment Rate.** Divide Line 67 by Line 22 of the *No-New-Revenue Rate Worksheet*. Multiply the result by 100	$ 0.0000 /$100
69.	**Total 2026 voter-approval tax rate.** Add Line 68 to one of the following lines (as applicable): Line 50, Line D50 (only if Line D42(B) was used), Line 51 (counties), Line 59 (taxing units with additional sales tax) or Line 63 (taxing units with pollution)	$ 0.5650 /$100

[47] Tex. Tax Code §26.013(b)
[48] Tex. Tax Code §26.013(a)(1-a), (1-b), and (2)
[49] Tex. Tax Code §§26.04(c)(2)(A) and 26.042(a)
[50] Tex. Tax Code §26.0501(a) and (c)
[51] Tex. Local Gov't Code §120.007(d)
[52] Tex. Local Gov't Code §26.04(c)(2)(B)

SECTION 6: De Minimis Rate

The de minimis rate is the rate equal to the sum of the no-new-revenue maintenance and operations rate, the rate that will raise $500,000, and the current debt rate for a taxing unit. [53]

This section should only be completed by a taxing unit that is a municipality of less than 30,000 or a taxing unit that does not meet the definition of a special taxing unit. [54]

Line	De Minimis Rate Worksheet	Amount/Rate
70.	**Adjusted current year NNR M&O tax rate.** Enter the rate from Line 40 of the *M&O and Debt Tax Rate Worksheet.*	$ _____/$100
71.	**Current year total taxable value.** Enter the amount on Line 22 of the *No-New-Revenue Tax Rate Worksheet.*	$ _____
72.	**Rate necessary to impose $500,000 in taxes.** Divide $500,000 by Line 71 and multiply by $100.	$ _____/$100
73.	**Current year debt rate.** Enter the rate from Line 49 of the *M&O and Debt Tax Rate Worksheet.*	$ _____/$100
74.	**De minimis rate.** Add Lines 70, 72 and 73.	$ _____/$100

SECTION 7: Adjustment for Emergency Revenue Rate

In the tax year after the end of the disaster calculation time period detailed in Tax Code Section 26.042(a), a taxing unit that calculated its voter-approval tax rate in the manner provided for a special taxing unit due to a disaster must calculate its emergency revenue rate and reduce its voter-approval tax rate for that year. [55]

This section will apply to a taxing unit other than a special taxing unit that:

- directed the designated officer or employee to calculate the voter-approval tax rate of the taxing unit in the manner provided for a special taxing unit in the prior year; and
- the current year is the first tax year in which the total taxable value of property taxable by the taxing unit as shown on the appraisal roll for the taxing unit submitted by the assessor for the taxing unit to the governing body exceeds the total taxable value of property taxable by the taxing unit on January 1 of the tax year in which the disaster occurred or the disaster occurred four years ago.

Note: This section does not apply if a taxing unit is continuing to calculate its voter-approval tax rate in the manner provided for a special taxing unit because it is still within the disaster calculation time period detailed in Tax Code Section 26.042(a) because it has not met the conditions in Tax Code Section 26.042(a)(1) or (2).

Line	Emergency Revenue Rate Worksheet	Amount/Rate
75.	**2025 adopted tax rate.** Enter the rate in Line 4 of the *No-New-Revenue Tax Rate Worksheet.*	$ _____/$100
76.	**Adjusted 2025 voter-approval tax rate.** Use the taxing unit's Tax Rate Calculation Worksheets from the prior year(s) to complete this line. [56] If a disaster occurred in 2025 and the taxing unit calculated its 2025 voter-approval tax rate using a multiplier of 1.08 on Disaster Line 42 (D42) of the 2025 worksheet due to a disaster, complete the applicable sections or lines of *Form 50-856-a, Adjusted Voter-Approval Tax Rate for Taxing Units in Disaster Area Calculation Worksheet.* **- or -** If a disaster occurred prior to 2025 for which the taxing unit continued to calculate its voter-approval tax rate using a multiplier of 1.08 on Disaster Line 42 (D42) in 2025, complete form 50-856-a, *Adjusted Voter-Approval Tax Rate for Taxing Units in Disaster Area Calculation Worksheet* to recalculate the voter-approval tax rate the taxing unit would have calculated in 2025 if it had generated revenue based on an adopted tax rate using a multiplier of 1.035 in the years following the disaster. [57] Enter the final adjusted 2025 voter-approval tax rate from the worksheet.	$ _____/$100
77.	**Increase in 2025 tax rate due to disaster.** Subtract Line 76 from Line 75.	$ _____/$100
78.	**Adjusted 2025 taxable value.** Enter the amount in Line 14 of the *No-New-Revenue Tax Rate Worksheet.*	$ _____
79.	**Emergency revenue.** Multiply Line 77 by Line 78 and divide by $100.	$ _____
80.	**Adjusted current year taxable value.** Enter the amount in Line 26 of the *No-New-Revenue Tax Rate Worksheet.*	$ _____
81.	**Emergency revenue rate.** Divide Line 79 by Line 80 and multiply by $100. [58]	$ _____/$100
82.	**Current year voter-approval tax rate, adjusted for emergency revenue.** Subtract Line 81 from one of the following lines (as applicable): Line 50, Line D50 (disaster), Line 51 (counties), Line 59 (taxing units with the additional sales tax), Line 63 (taxing units with pollution control) or Line 69 (taxing units with the unused increment rate).	$ _____/$100

[53] Tex. Tax Code §26.012(8-a)
[54] Tex. Tax Code §26.063(a)(1)
[55] Tex. Tax Code §26.042(b)
[56] Tex. Tax Code §26.042(c)
[57] Tex. Tax Code §26.042(b)
[58] Tex. Tax Code §26.042(b)

SECTION 8: Total Tax Rate

Indicate the applicable total tax rates as calculated above.

No-new-revenue tax rate. ..... $ 0.6322 /$100
As applicable, enter the current year NNR tax rate from: Line 27, Line 28 (counties), or Line 57 (adjusted for sales tax).

Indicate the line number used: 27

Voter-approval tax rate ..... $ 0.5650 /$100
As applicable, enter the current year voter-approval tax rate from: Line 50, Line D50 (disaster), Line 51 (counties), Line 59 (adjusted for sales tax), Line 63 (adjusted for pollution control), Line 69 (adjusted for unused increment), or Line 82 (adjusted for emergency revenue).

Indicate the line number used: 69

De minimis rate. ..... $ _____ /$100
If applicable, enter the current year de minimis rate from Line 74.

SECTION 9: Addendum

An affected taxing unit that enters an amount described by Tax Code Section 26.012(6)(C) in line 21 must include the following as an addendum:

1. Documentation that supports the exclusion of value under Tax Code Section 26.012(6)(C); and
2. Each statement submitted to the designated officer or employee by the property owner or entity as required by Tax Code Section 41.48(c)(2) for that tax year.

Insert hyperlinks to supporting documentation:

SECTION 10: Taxing Unit Representative Name and Signature

Enter the name of the person preparing the tax rate as authorized by the governing body of the taxing unit. By signing below, you certify that you are the designated officer or employee of the taxing unit and have accurately calculated the tax rates using values that are the same as the values shown in the taxing unit's certified appraisal roll or certified estimate of taxable value, in accordance with requirements in the Tax Code. [59]

print here ➧ Jennifer Escobar
Printed Name of Taxing Unit Representative

sign here ➧ Jennifer Escobar
Taxing Unit Representative

08/12/2026
Date

[59] Tex. Tax Code §26.04(c-2) and (d-2)

Statements required in notice if the proposed tax rate does not exceed the lower of the no-new-revenue tax rate or the voter-approval tax rate, as prescribed by Tax Code §26.061.

NOTICE OF MEETING TO VOTE ON TAX RATE

A tax rate of $ 0.5600 per $100 valuation has been proposed by the governing body of City of Kyle, Texas

PROPOSED TAX RATE	$ 0.5600	per $100
NO-NEW-REVENUE TAX RATE	$ 0.6322	per $100
VOTER-APPROVAL TAX RATE	$ 0.5650	per $100

The no-new-revenue tax rate is the tax rate for the 2026 (current tax year) tax year that will raise the same amount of property tax revenue for City of Kyle, Texas (name of taxing unit) from the same properties in both the 2025 (preceding tax year) tax year and the 2026 (current tax year) tax year.

The voter-approval tax rate is the highest tax rate that City of Kyle, Texas (name of taxing unit) may adopt without holding an election to seek voter approval of the rate.

The proposed tax rate is not greater than the no-new-revenue tax rate. This means that City of Kyle, Texas (name of taxing unit) is not proposing to increase property taxes for the 2026 (current tax year) tax year.

A PUBLIC MEETING TO VOTE ON THE PROPOSED TAX RATE WILL BE HELD ON September 5, 2026 at 5:30 p.m. and (date and time) September 15, 2026 at 7:00 p.m. (date and time) at City Council Chambers, Kyle City Hall, 100 W. Center Street, Kyle, Texas 78640 (meeting place)

The proposed tax rate is also not greater than the voter-approval tax rate. As a result, City of Kyle, Texas (name of taxing unit) is not required to hold an election to seek voter approval of the rate. However, you may express your support for or opposition to the proposed tax rate by contacting the members of the City Council (name of governing body) of City of Kyle, Texas (name of taxing unit) at their offices or by attending the public meeting mentioned above.

YOUR TAXES OWED UNDER ANY OF THE TAX RATES MENTIONED ABOVE CAN BE CALCULATED AS FOLLOWS:

Property tax amount = (tax rate) x (taxable value of your property) / 100

(List names of all members of the governing body below, showing how each voted on the proposed tax rate or, if one or more were absent, indicating absences.)

FOR the proposal: Mayor Yvonne Flores-Cale, Mayor Pro Tem Michael Tobias, Council Members Claudia Zapata, Lauralee Harris, and Marc McKinney

AGAINST the proposal: Council Members Courtney Goza and Melisa Medina

PRESENT and not voting: None

ABSENT: None

Visit Texas.gov/PropertyTaxes to find a link to your local property tax database on which you can easily access information regarding your property taxes, including information about proposed tax rates and scheduled public hearings of each entity that taxes your property.

The 86th Texas Legislature modified the manner in which the voter-approval tax rate is calculated to limit the rate of grow of property taxes in the state.

The following table compares the taxes imposed on the average residence homestead by City of Kyle, Texas (name of taxing unit) last year to the taxes proposed to the be imposed on the average residence homestead by City of Kyle, Texas (name of taxing unit) this year.

	2025	2026	Change
Total tax rate (per $100 of value)	2025 adopted tax rate $0.5957	2026 proposed tax rate $0.5600	Decrease of $0.0357 per $100 or 5.99%
Average homestead taxable value	$277,616	$261,530	Decrease of $16,086 or 5.79%
Tax on average homestead	$1,653.76	$1,464.57	Decrease of $189.19 or 11.44%
Total tax levy on all properties	$42,640,231	$35,283,144	Decrease of $7,357,087 or 17.25%

Notice About 2026 Tax Rates

Property Tax Rates in City of Kyle.

This notice concerns the 2026 property tax rates for City of Kyle.

This notice provides information about two tax rates used in adopting the current tax year's tax rate. The no-new-revenue tax rate would Impose the same amount of taxes as last year if you compare properties taxed in both years. In most cases, the voter-approval tax rate is the highest tax rate a taxing unit can adopt without holding an election. In each case, these rates are calculated by dividing the total amount of taxes by the current taxable value with adjustments as required by state law. The rates are given per $100 of property value.

This year's no-new-revenue tax rate ..... $0.6322/$100.

This year's voter-approval tax rate ..... $0.5650/$100.

To see the full calculations, please visit https://hays.countytaxrates.com/ for a copy of the Tax Rate Calculation Worksheet.

Unencumbered Fund Balances.

The following estimated balances will be left in the taxing unit's accounts at the end of the fiscal year. These balances are not encumbered by corresponding debt obligation.

Type of Fund	Balance
GENERAL FUND	$18,020,674

Current Year Debt Service.

The following amounts are for long-term debts that are secured by property taxes. These amounts will be paid from upcoming property tax revenues (or additional sales tax revenues, if applicable).

Description of Debt	Principal or Contract Payment To be Paid From Property Taxes	Interest to be Paid From Property Taxes	Other Amounts To be Paid	Total Payment
GENERAL OBLIGATION BONDS, SERIES 2013	$315,000	$64,748		$379,748
GENERAL OBLIGATION REFUNDING BONDS, SERIES 2013	$76,228	$22,518		$98,746
GENERAL OBLIGATION REFUNDING BONDS, SERIES 2014	$1,310,001	$93,373		$1,403,374
GENERAL OBLIGATION & REFUNDING BONDS, SERIES 2015	$1,477,827	$685,837		$2,163,664
GENERAL OBLIGATION REFUNDING BONDS, SERIES 2016	$196,042	$31,131		$227,173
GENERAL OBLIGATION REFUNDING BONDS, SERIES 2020	$224,225	$44,172		$268,397
GENERAL OBLIGATION BONDS, SERIES 2022	$1,165,000	$1,213,050		$2,378,050
GENERAL OBLIGATION, SERIES 2023	$1,450,000	$1,874,000		$3,324,000
GENERAL OBLIGATION BONDS, SERIES 2025	$650,000	$2,022,500		$2,672,500
CERTIFICATES OF OBLIGATION, SERIES 2025	$465,000	$708,250		$1,173,250

Total required for 2026 debt service	$ 14,088,902	
- Amount (if any) paid from funds listed in unencumbered funds	$ 0	
- Amount (if any) paid from other resources	$ 0	
- Excess collections last year	$ 1,947,105	
= Total to be paid from taxes in 2026	$ 12,141,797	
+ Amount added in anticipation that the taxing unit will collect only 100.0000% of its taxes in 2026	$ 0	
= Total Debt Levy		$ 12,141,797

This notice contains a summary of the no-new-revenue and voter-approval calculations as certified by Jennifer Escobar, Tax Assessor/ Collector, 08/12/2026.

Visit Texas.gov/PropertyTaxes to find a link to your local property tax database on which you can easily access information regarding your property taxes, including information about proposed tax rates and scheduled public hearings of each entity that taxes your property.

The 86th Texas Legislature modified the manner in which the voter-approval tax rate is calculated to limit the rate of growth of property taxes in the state.

City of Kyle, Texas
Notice of City Council Budget Meetings and Public Hearings
Proposed Operating and Capital Budget For Fiscal Year 2026-27

The Kyle City Council is scheduled to conduct public hearings and meetings on the City's proposed budget for Fiscal Year 2026-27 to review revenues, expenditures, and fund balances (reserves) for all City Funds. This review and discussion will cover property tax rates, water and wastewater service rates, storm drainage fee, other fees and charges for various City programs and services, capital improvement projects, number of authorized full-time equivalent positions (FTEs), and other budgetary items.

The proposed budget for Fiscal Year 2026-27 is a complete financial plan for all City Funds, programs, services, operations, and capital improvements plan activities for the 12-month period beginning October 1, 2026, and ending September 30, 2027.

The recommended proposed budget for Fiscal Year 2026-27 for all City Funds, as proposed by the Interim City Manager, totals approximately $417.0 million in expenditures, $17.7 million in transfers-out, and includes 460.0 full-time equivalent positions which is net of eleven (11.0) high-level management positions that have been eliminated in the proposed budget.

Of the total $417.0 million in proposed expenditures and $17.7 million in transfers-out, the City's General Fund proposed budget for Fiscal Year 2026-27 totals approximately $69.2 million for operations and maintenance expenditures and $2.1 million in transfers-out to the six (6) TIRZ Funds for the portion of increment property tax revenues.

Provided below is an overall financial summary of the Interim City Manager's proposed budget for Fiscal Year 2026-27 for all City Funds:

For All City Funds

- Estimated Beginning Fund Balance: $ 6,553,738
- Estimated Revenues & Transfers-In: $179,463,988
- Estimated Bond Proceeds: $382,619,278*
- Estimated Available Funds: $568,637,004
- Estimated Expenditures & Transfers-Out: $434,696,680*
- Estimated Ending Fund Balance: $133,940,324

* Includes expenditure of accumulated funds from prior fiscal years such as bond proceeds, water and wastewater impact fees, park development fees, and estimated proceeds from the issuance of bond debt.

The Kyle City Council is scheduled to hold budget meetings and public hearings on the City's proposed budget for Fiscal Year 2026-27 on the following dates at the Kyle City Hall located at 100 West Center Street, Kyle, Texas:

- City Council Budget Planning Meeting No. 7: (includes Public Hearing and 1st Reading of Budget & Property Tax Rate Ordinances) — Saturday, September 5, 2026, at 5:30 p.m.
- City Council Budget Planning Meeting No. 8: (includes Public Hearing & 2nd Reading of Budget & Property Tax Rate Ordinances) — Tuesday, September 15, 2026, at 7:00 p.m.

All Kyle residents, taxpayers, business owners, and interested persons are invited to attend the City Council's budget meetings and public hearings to provide their comments to the City Council. An electronic copy of the City's proposed operating and capital budget for Fiscal Year 2026-27 is available on the City's website. A printed copy of the complete proposed budget document is also available for public inspection during business hours at Kyle City Hall located at 100 West Center Street, Kyle, Texas, and at Kyle Public Library located at 550 Scott Street, Kyle, Texas.

Date Issued: August 5, 2026

Issued By: Perwez A. Moheet, CPA
Interim City Manager & Director of Finance
City of Kyle, Texas

City of Kyle, Texas

TAXPAYER IMPACT STATEMENT

Median Homestead Property Tax Bill Comparison

Description of Item	FY 2025-26 Current Budget @ Adopted Property Tax Rate	FY 2026-27 Proposed Budget @ Proposed Property Tax Rate	FY 2026-27 Proposed Budget @ No-New-Revenue Property Tax Rate
Median-Valued Homestead Taxable Valuation	$266,150.00	$250,340.00	$250,340.00
Property Tax Rate Per $100/Taxable Valuation	$0.595700	$0.560000	$0.632200
Estimated Annual City Property Tax Bill	$1,585.46	$1,401.90	$1,582.65
$ Estimated Change in City Tax Bill From Current Year:	N/A	($183.55)	($2.81)
% Estimated Change in City Tax Bill From Current Year:	N/A	-11.58%	-0.18%

Pursuant to Texas Government Code Section 551.043, as amended by HB 1522, this statement compares the property tax bill for a median-valued homestead property in the current fiscal year with estimated property tax bills for the upcoming fiscal year under (1) the proposed budget and tax rate and (2) a balanced budget funded at the no-new-revenue tax rate. The comparison is intended to provide taxpayers with a clear understanding of the potential impact of budget and tax rate decisions.

Adoption of City's Operating & Capital Budget For Fiscal Year 2026-27

City Council Meeting: September 15, 2026

Presented By: Perwez A. Moheet, CPA, Interim City Manager & Director of Finance

Adoption of City's Operating & Capital Budget For Fiscal Year 2026-27

- Under this agenda item, the City Council is posted to consider on 2nd reading, the Ordinance to adopt the City's Operating & Capital Budget for Fiscal Year 2026-27.
- The 2nd of two public hearings scheduled on the City's proposed budget was held earlier today at this City Council meeting.
- The 1st public hearing on the City's proposed budget for FY 2026-27 was held by the City Council at 5:30 p.m., on September 5, 2026.

Highlights - Proposed Budget For Fiscal Year 2026-27

- ❑ $419.9 million total recommended proposed budget including operations & maintenance expenditures, debt service, and capital improvements.
  - Includes $2,942,349 in total amendments approved by City Council
- ❑ A $0.0357 per $100/TAV or 5.99% reduction in property tax rate is proposed for FY 2026-27.
  - Reduced from $0.5957 per $100/TAV to $0.5600 per $100/TAV
- ❑ No rate increase is proposed for <u>water service</u> for inside and outside utility customers.
- ❑ No rate increase is proposed for <u>wastewater service</u> for inside and outside utility customers.
- ❑ No fee increase is proposed for <u>storm drainage fee</u> for residential and commercial customers.
- ❑ No increase proposed for all other City rates, fees, and charges.
  - Addition of one new fee for wastewater utilities - cost recovery for industrial pretreatment sampling.
- ❑ A 2.5% rate increase included for solid waste and recycling service (trash collection) per City's contract with Texas Disposal System (TDS) effective April 1, 2027.

Highlights - Proposed Budget For Fiscal Year 2026-27 (Continued)

- ❑ No employee layoffs of filled positions or eliminated in the proposed budget.
- ❑ No reduction in employee wages or salary included in the proposed budget.
- ❑ 460.0 total full-time equivalent positions (FTEs) proposed for FY 2026-27.
- ❑ 11.0 total number of positions eliminated in the proposed budget for FY 2026-27
  - $1.88 million in total recurring annual cost savings. List of positions provided in the budget document.
- ❑ 23.0 total number of positions frozen and unfunded in the proposed budget, as amended by the City Council, for FY 2026-27
  - $2.39 million in total recurring annual cost savings. List of positions provided in the budget document.

Highlights - Proposed Budget For Fiscal Year 2026-27 (Continued)

- 5-Year CIP Spending Plan Covers = FY 2027 to FY 2031
- Number of Proposed Projects = 82
- Proposed CIP Spending FY 2026-27 = $288.5 Million
- Proposed 5-Year CIP Spending Plan = $838.8 Million
  - Tax-Supported CIPs = $379.6 Million or 45.3%
  - Non-Tax Supported CIPs = $459.2 Million or 54.7%

	FY 2027	FY 2028	FY 2029	FY 2030	FY 2031	Total
5-Year Spending Plan FY 2027-2031	$288.5M	$290.1M	$152.1M	$60.5M	$47.6M	$838.8M

A complete listing of all CIP projects are provided in the budget document.

Amendments Approved By City Council on August 27, 2026 To Interim City Manager's Proposed Operating & Capital Budget For Fiscal Year 2026-27

- On August 27, 2026, the City Council amended the Interim City Manager's proposed recommended expenditures for the Operating and Capital Budget for Fiscal Year 2026-27 by increasing appropriations for expenditures in the budget as follows:

- Kyle Vista Park CIP: $1,886,546 (Net $0 Impact - Revenue-Neutral)
- 2 Part-Time Positions in Library: $ 57,058
- Moreno Street Drainage CIP: $ 600,000
- Total Amendments: $ 2,543,604

Amendments Approved By City Council on September 5, 2026 To Interim City Manager's Proposed Operating & Capital Budget For Fiscal Year 2026-27

- On September 5, 2026, the City Council amended the Interim City Manager's proposed recommended expenditures for the Operating and Capital Budget for Fiscal Year 2026-27 by increasing appropriations for expenditures in the budget as follows:

- Police - Leased Vehicles List #1: $240,981
- Police - Leased Vehicles List #2: $157,764
- Total Amendments: $398,745

Total Amendments Approved By City Council To Interim City Manager's Proposed Operating & Capital Budget For Fiscal Year 2026-27

- August 27, 2026: $2,543,604
- September 5, 2026: $ 398,745
- Total Budget Amendments: $ 2,942,349

Additional Budget Amendment Requested For Police Department For Fiscal Year 2026-27

- $169,467 additional funds needed for Animal Shelter Services for Police Department for FY 2026-27.
- $468,803 total proposed cost estimate for Animal Shelter Services for Police Department for FY 2026-27.
- Services provided by the City of San Marcos.

	Proposed Budget FY 2026-27	PD's Latest Cost Estimate For FY 2026-27	Additional Funds Requested
Proposed Budget for Animal Shelter Services (San Marcos)	$299,336	$468,803	$169,467
PD's Total Proposed Budget (Amended)	$22,346,983	2.97%	0.76%

Total Budget - Police Department
For Fiscal Year 2026-27

- 31.1% of City's General Fund Budget for FY 2026-27 is Dedicated for Police Department.
- Police Department's Budget Information Presented on Pages 80-92 in the Budget document.

Actual FY 2023-24	Actual FY 2024-25	Approved FY 2025-26	Proposed FY 2026-27	$ Increase From Approved FY 2025-26	% Increase From Approved FY 2025-26
$17,550,473	$21,259,562	$20,320,039	$22,346,983	$2,026,944	9.98%

Next Steps – Budget & Tax Rate Adoption Process

- **Tuesday, September 15, 2026 (7:00 p.m.)**
  - Public Hearing #2 - Budget, Fees, & Utility Rates
  - Public Hearing #2 - Property Tax Rates
  - 2nd Reading: Budget Adoption Ordinance
  - 2nd Reading: Property Tax Rate Adoption Ordinance
  - 2nd Reading: Property Tax Increase Ratification Ordinance

Where Can I Find Information About City's Proposed Budget?

- Complete copy of the City's proposed budget for Fiscal Year 2026-27 including all associated documents are available on the City's website at:

✓ https://www.cityofkyle.gov/FY2026-27ProposedBudget

- A printed copy of the proposed budget document is also available for public inspection during business hours at the Kyle City Hall located at 100 West Center Street, Kyle, Texas, and at the Kyle Public Library located at 550 Scott Street, Kyle, Texas.

Additional Budget Amendment Requested For Police Department For Fiscal Year 2026-27

- $175,803 additional funds needed for Animal Shelter Services for Police Department for FY 2026-27.
- $468,803 total proposed cost estimate for Animal Shelter Services for Police Department for FY 2026-27.
- Services provided by the City of San Marcos.

Item Description	Proposed Budget FY 2026-27	PD's Latest Cost Estimate For FY 2026-27	Additional Funds Requested
Proposed Budget for Animal Shelter Services (Provided by City of San Marcos)	$293,000	$468,803	$175,803
PD's Total Proposed Budget (As Amended)	$22,346,983	2.97%	0.79%

QUESTIONS & COMMENTS

City of Kyle, Texas
Amendments to Proposed Budget for Fiscal Year 2026-2027
Considered & Approved by City Council on September 5, 2026

Net Increase or Decrease in Fund Balance by Budget Amendment

	Motion by / Seconded by	Council Vote	Description	General Fund	Water Utility Fund	Wastewater Utility Fund	Storm Drainage CIP Fund	General Fund CIP Fund	Kyle Vista Park Fund	TOTAL
			ICM Proposed Ending Fund Balance	**$ 20,312,913**	**$ 23,956,416**	**$ 30,859,934**	**$ 943,085**	**$ 18,100,741**	**$ -**	**$ (657,058)**
1	Flores-Cale/ McKinney	Approved 7-0	Increase KPD Leased Motor Vehicles budget by $398,745 in FY 2026-27, consisting of $240,981 for 20 vehicles plus $157,764 for 9 additional vehicles.	$ (398,745)	$ -	$ -	$ -	$ -	$ -	$ (398,745)
			Net Increase (Decrease) in Proposed Ending Fund Balance:	**$ (398,745)**	**$ -**	**$ -**	**$ -**	**$ -**	**$ -**	**$ (398,745)**
			ESTIMATED ENDING FUND BALANCE:	**$ 19,914,168**	**$ 23,956,416**	**$ 30,859,934**	**$ 943,085**	**$ 18,100,741**	**$ -**	**$ (1,055,803)**
			Required Balance Operating Only (25%):	$ 17,947,905	$ 8,111,983	$ 3,074,406	N/A	N/A	N/A	
			$ Fund Balance in Excess of Minimum Required Per Policy	$ 1,966,263	$ 15,844,433	$ 27,785,528	$ 943,085	$ 18,100,741	$ -	

City of Kyle, Texas
Amendments to Proposed Budget for Fiscal Year 2026-2027
Considered & Approved by City Council on August 27, 2026

Net Increase or Decrease in Fund Balance by Budget Amendment

	Motion by / Seconded by	Council Vote	Description	General Fund	Water Utility Fund	Wastewater Utility Fund	Storm Drainage CIP Fund	General Fund CIP Fund	Kyle Vista Park Fund	TOTAL
			ICM Proposed Ending Fund Balance	**$ 20,317,971**	**$ 23,781,666**	**$ 30,386,411**	**$ 1,543,085**	**$ 18,100,741**	**$ -**	
1	Tobias / Flores-Cale	Approved 7-0	Add a project called the Kyle Vista Park Improvements in the amount of $1,886,545.60. This expenditure will be offset by increasing the revenue budget to include $1,886,545.60 in Developer Contributions, and therefore has a $0 impact to the FY 2026-27 budget.	$ -	$ -	$ -	$ -	$ -	$ -	$ -
2	Zapata / Flores-Cale	Approved 5-2	Fund two part-time Circulation Assistant positions for the Kyle Public Library that were originally frozen in FY 2026-27.	$ (57,058)	$ -	$ -	$ -	$ -	$ -	$ (57,058)
3	Zapata / McKinney	Approved 7-0	Increase funding in FY 2026-27 for the Drainage Improvements - Moreno Street project, by $600,000.00. This will result in a reduction to FY 2030 in the 5-year CIP spending plan, by the same amount, to hold the overall project budget flat.	$ -	$ -	$ -	$ (600,000)	$ -	$ -	$ (600,000)
4	Zapata / Flores-Cale	Approved 5-2	Increase the 5-year spending plan to include $500,000.00 in FY 2027-28 for construction costs of CR 158 Acceleration/Deceleration Lane Improvements.	$ -	$ -	$ -	$ -	$ -	$ -	$ -
			Net Increase (Decrease) in Proposed Ending Fund Balance:	**$ (57,058)**	**$ -**	**$ -**	**$ (600,000)**	**$ -**	**$ -**	**$ (657,058)**
			ESTIMATED ENDING FUND BALANCE:	**$ 20,260,913**	**$ 23,781,666**	**$ 30,386,411**	**$ 943,085**	**$ 18,100,741**	**$ -**	**$ (657,058)**
			Required Balance Operating Only (25%):	$ 17,848,219	$ 8,111,983	$ 5,075,031	N/A	N/A	N/A	
			$ Fund Balance in Excess of Minimum Required Per Policy	$ 2,412,695	$ 15,669,683	$ 25,311,380	$ 943,085	$ 18,100,741	$ -	

Outlook

Proposed Amendment: One-Time $1,800.00 Employee Rest & Recognition (R&R) Compensation (CM Zapata)

From Holly Holt-Torres <htorres@cityofkyle.com>
Date Fri 8/28/2026 4:52 PM
To Claudia Zapata <CZapata@cityofkyle.com>
Cc All Dep. Heads <All-DepartmentHeads@cityofkyle.com>; Perwez A. Moheet <pmoheet@cityofkyle.com>; Amber Schmeits <aschmeits@cityofkyle.com>; Jesse Elizondo <jelizondo@cityofkyle.com>; Andy Alejandro <talejandro@cityofkyle.com>; Holly Holt-Torres <htorres@cityofkyle.com>; Dillon Saunderson <dsaunderson@cityofkyle.com>; Zach Boytos <zboytos@cityofkyle.com>; Angel Avila <aavila@cityofkyle.com>; Alison Kelly <akelly@cityofkyle.com>

-BCC: Mayor & Council-

Good afternoon, Councilmember Zapata,

Following last night's discussion regarding proposed amendments to the Interim City Manager's Recommended Proposed FY 2026-27 Budget, Finance is providing the requested fiscal impact associated with the following employee compensation amendment:

Proposed Amendment: One-Time $1,800.00 Employee Rest & Recognition (R&R) Compensation

As discussed, sworn personnel would be excluded from this amendment because their compensation is governed by the City's Meet and Confer agreement.

Based on the eligible employee population and the respective funding sources for those positions, the estimated fiscal impact, including associated benefits, is as follows:

Fund	Estimated Cost
General Fund	$581,465.43
Water Utility Fund	$99,370.80
Wastewater Utility Fund	$88,329.60
Storm Drainage Utility Fund	$22,082.40
Grant Funds	$4,416.48
Total Estimated Cost	**$795,664.71**

The amounts above represent the estimated one-time cost to the City associated with providing the $1,800.00 R&R compensation to eligible employees.

For reference, because this is a one-time compensation, it would not increase the City's recurring personnel cost base in subsequent fiscal years.

These estimates are intended to provide Council with the financial impact of each amendment as it considers potential modifications to the Interim City Manager's Recommended Proposed FY 2026-27 Budget.

Any amendment ultimately approved by Council will be incorporated into the appropriate fund and expenditure accounts in the final budget.

Respectfully,

Holly R. Holt-Torres
Assistant Director, Financial Services
Financial Services
100 W. Center St., Kyle, TX 78640
P (512) 612-5450 Ext. 81413
E htorres@cityofkyle.com
W cityofkyle.gov

Outlook

Proposed Amendment: 3.0% General Wage Increase (GWI) (CM Harris)

From Holly Holt-Torres <htorres@cityofkyle.com>
Date Fri 8/28/2026 5:07 PM
To Lauralee Harris <LHarris@cityofkyle.com>
Cc All Dep. Heads <All-DepartmentHeads@cityofkyle.com>; Perwez A. Moheet <pmoheet@cityofkyle.com>; Amber Schmeits <aschmeits@cityofkyle.com>; Jesse Elizondo <jelizondo@cityofkyle.com>; Andy Alejandro <talejandro@cityofkyle.com>; Holly Holt-Torres <htorres@cityofkyle.com>; Dillon Saunderson <dsaunderson@cityofkyle.com>; Zach Boytos <zboytos@cityofkyle.com>; Angel Avila <aavila@cityofkyle.com>; Alison Kelly <akelly@cityofkyle.com>

-BCC: Mayor & Council-

Good afternoon, Councilmember Harris,

Following last night's discussion regarding proposed amendments to the Interim City Manager's Recommended Proposed FY 2026-27 Budget, Finance is providing the requested fiscal impact associated with the following employee compensation amendment:

Proposed Amendment: 3.0% General Wage Increase (GWI)

As discussed, sworn personnel would be excluded from this amendment because their compensation is governed by the City's Meet and Confer agreement.

Additionally, City leadership positions would also be excluded.

Based on the eligible employee population and respective funding sources for those positions, the estimated fiscal impact, including associated benefits, is as follows:

Fund	**Estimated Cost**
General Fund	$609,384.69
Water Utility Fund	$83,305.20
Wastewater Utility Fund	$75,123.12
Storm Drainage Utility Fund	$25,637.68
Grant Funds	$4,746.24
Total Estimated Cost	**$798,196.94**

**Should all non-sworn employees be considered eligible for the 3.0% General Wage Increase (GWI), the additional increase would be $161,168.60 across all major funds ($143,063.30 General Fund impact).*

For reference, the 3.0% General Wage Increase (GWI) represents an ongoing personnel cost. If incorporated into the FY 2026-27 budget, the adjustment would increase the City's recurring salary base and would therefore carry forward into future fiscal years, subject to future staffing and compensation decisions.

These estimates are intended to provide Council with the financial impact of each amendment as it considers potential modifications to the Interim City Manager's Recommended Proposed FY 2026-27 Budget.

Any amendment ultimately approved by Council will be incorporated into the appropriate fund and expenditure accounts in the final budget.

Respectfully,

Holly R. Holt-Torres

Holly R. Holt-Torres
Assistant Director, Financial Services
Financial Services
100 W. Center St., Kyle, TX 78640
P (512) 612-5450 Ext. 81413
E htorres@cityofkyle.com
W cityofkyle.gov

BUDGET TRANSMITTAL

TO: Mayor and City Council Members

FROM: Perwez A. Moheet, CPA, Interim City Manager

DATE: July 28, 2026

SUBJECT: Recommended Proposed Budget For Fiscal Year 2026-27

Pursuant to Article VIII, Section 8.05 of the City Charter, I am pleased to submit for your review and consideration the Interim City Manager's Recommended Proposed Budget for Fiscal Year 2026-27.

This proposed budget reflects the culmination of several months of financial analysis, departmental reviews, internal budget planning discussions, feedback from residents provided during Council meetings and in the budget survey, and from the City Council during the budget related special called Council meetings.

It is important to note that the Interim City Manager's Recommended Proposed Budget for Fiscal Year 2026-27 has been developed to address the City's current financial challenges while preserving essential municipal services, restoring financial stability, and positioning the City for long-term fiscal sustainability.

Guiding Principles For Budget Development

In the development of the proposed budget, staff utilized the following Guiding Principles to develop, formulate, prioritize, and structurally balance the recommended proposed budget:

1. Preserve and maintain core municipal services for our residents and businesses in Kyle.
2. Minimize monthly and annual financial impact of essential City services on our households and businesses in Kyle.
3. Full transparency for City Council, residents, employees, and all other stakeholders including auditors, bond holders, credit rating agency, and regulators.
4. Prioritize balancing service delivery expectations with available resources while preserving the City's long-term financial sustainability.

5. Ensure one-time revenues are not relied upon to support ongoing operations.
6. Develop a structurally balanced budget - planned recurring operating requirements must not exceed projected recurring revenues available.
7. Proposed budget must comply with all City Charter and City's financial policy requirements.
8. Plan to sustain economic downturn related financial implications for at least two consecutive fiscal years.
9. Absolutely no drawdown of reserves to cover or pay for recurring operating expenditures.
10. Restore and maintain required reserves.
11. Preserve essential jobs and positions within the City organization.
12. Review each City department's organization structure to maximize operational efficiency and eliminate duplication of efforts, and other organizational redundancies.
13. Review each budget line-item for every City department and realign proposed budget based on actual expenditure trends.
14. Temporarily suspend selected employee benefits and utilize normal attrition within the City organization to mitigate reduction in force (RIFs), salary reductions, furloughs, and other severe cost cutting measures that would negatively affect all our City employees.
15. Honor commitments agreed to by the City in its 3-year Meet & Confer agreement with its police officers' association (Kyle Law Enforcement Association - KLEA).

Budget Development Challenges

The development of this budget occurred during a period of significant financial and operational challenges. As discussed with the City Council during the review of the City's 5-year financial forecast on May 16, 2026, the City continues to experience a structural imbalance that has developed over multiple budget cycles. Key challenges include:

1. Preserving essential municipal services while balancing the budget and restoring City's reserve balances.
2. Creating a financial plan that will result in long-term fiscal sustainability.
3. Increasing inflationary cost pressures from effects of national and state economic conditions.
4. Current economic conditions have further intensified the budgetary and financial challenges facing the City today.
5. Slowing growth in the City's two primary sources of revenues; property tax revenues and sales tax revenues.

6. Continued decline in City's third primary source of revenue; development revenues.
7. The need to restore and maintain reserve balances while avoiding reliance on one-time revenues.
8. Significant long-term capital funding requirements for transportation, water, wastewater, drainage, and park infrastructure.
9. Rising operating and capital costs; personnel, public safety, health insurance, construction materials, and other support costs.
10. Base budget expenditure requirements exceeding forecasted revenues with increasing expectations and pressure from stakeholders to continue doing business as before – no reductions in personnel, operating costs, services, or programs.

Recognizing these challenges, the management team implemented extensive cost-containment measures and organizational realignments designed to improve efficiency, eliminate redundancies, and reduce recurring expenditures while preserving essential services.

Key Dates For Budget Development, Public Hearings, & Final Adoption

March 6-8, 2026:	Council Visioning Workshop
April 24, 2026:	Community Budget Survey Completed
May 16, 2026:	**Council Budget Planning Meeting #1:** Review of 5-Year Financial Forecast
June 13, 2026:	**Council Budget Planning Meeting #2:** Review & Council Prioritization of 5-Year CIP Spending Plan
June 27, 2026:	**Council Budget Planning Meeting #3:** Review & Council Prioritization of Public Transportation Program & Special Public Events Programs
July 16, 2026:	**Council Budget Planning Meeting #4:** Update on Anticipated Savings From Cost Containment Measures Implemented to Mitigate $14.2 Million Projected Deficit for Fiscal Year 2025-26
August 1, 2026:	**Council Budget Planning Meeting #5**: ICM's Recommended Proposed Operating & Capital Budgets for Fiscal Year 2026-27 Presented to City Council
August 13, 2026:	**Council Budget Planning Meeting #6:** Results of 2026 Cost of Service Study Update & Rates for Water & Wastewater Services Proposed for Fiscal Year 2026-27

2026 Certified Taxable Assessed Valuations, Property Tax Rate Calculations for M&O and I&S, & Proposed Property Tax Rates for Fiscal Year 2026-27

Resolution to Record City Council's Vote to Consider Property Tax Rate Increase at a Future City Council Meeting (If Necessary)

September 5, 2026: **Council Budget Planning Meeting #7:**
1st Public Hearing – Proposed Budget , Fees, & Utility Rates
1st Public Hearing – Proposed Property Tax Rates
1st Reading - Budget Adoption Ordinance
1st Reading - Property Tax Rate Adoption Ordinance
1st Reading - Property Tax Rate Increase Ratification Ordinance

September 15, 2026: **Council Budget Planning Meeting #8:**
2nd Public Hearing – Proposed Budget, Fees, & Utility Rates
2nd Public Hearing – Proposed Property Tax Rates
2nd Reading - Budget Adoption Ordinance
2nd Reading - Property Tax Rate Adoption Ordinance
2nd Reading - Property Tax Rate Increase Ratification Ordinance

Overview of Fiscal Year 2026-27 Recommended Proposed Budget

The recommended Proposed Budget for Fiscal Year 2026-27 is structurally balanced and adheres to the City's financial policies and City Charter requirements.

The recommended Proposed Budget for Fiscal Year 2026-27 provides funding for all essential municipal services and programs, including but not limited to, public safety, emergency response, streets and roadway maintenance, code enforcement, solid waste services, public transportation, water and wastewater operations, storm drainage maintenance, parks and recreation services, library services, and the City's 311 customer support services.

It is important to note that the recommended proposed budget has been developed under the guiding principle that recurring revenues must fully support recurring expenditures and that reserve funds should not be utilized to fund ongoing operations.

Provided below is a high-level summary of the recommended Proposed Budget for Fiscal Year 2026-27:

- ❑ $417.0 million total recommended proposed budget including operations & maintenance expenditures, debt service, and capital improvements.
- ❑ $71.3 million total recommended for City's **General Fund** operating budget.
  - ➢ $7.90 million or 9.97% less than current approved budget for FY 2025-26.

- $2.35 million estimated revenues & transfers-in above estimated expenditures & transfers.
- $20.37 million estimated fund balance at 9-30-2027.

- $32.5 million total recommended for the **Water Utility Fund** operations and maintenance budget.
  - $1.04 million or 3.10% less than current approved budget for FY 2025-26.
  - $2.61 million estimated revenues & transfers-in above estimated expenditures & transfers.
  - $23.96 million estimated fund balance at 9-30-2027.
  - No rate increase is proposed for water service for inside and outside utility customers.
- $12.3 million in total recommended for the **Wastewater Utility Fund** operations and maintenance budget.
  - $1.72 million or 12.28% less than current approved budget for FY 2025-26.
  - $5.24 million estimated revenues & transfers-in above estimated expenditures & transfers
  - $30.86 million estimated fund balance at 9-30-2027
  - No rate increase is proposed for wastewater service for inside and outside utility customers.
- $1.8 million in total recommended for the **Storm Drainage Utility Fund** operations and maintenance budget.
  - $1.21 million or 40.32% less than current approved budget for FY 2025-26.
  - $0.46 million estimated revenues & transfers-in above estimated expenditures & transfers
  - $1.54 million estimated fund balance at 9-30-2027
  - No fee increase is proposed for storm drainage fee for residential and commercial customers.
- 1.28% decline in the 2026 certified taxable assessed valuation (TAV) when compared to 2025 certified TAV on the same basis. This TAV comparison is net of TAVs within the City's six (6) Tax Increment Reinvestment Zones (TIRZ).
- City is awaiting to receive 2026 certified property tax rate calculations to be completed by Hays County Tax Assessor-Collector.
- A 2.5% rate increase included for solid waste and recycling service (trash collection) per City's contract with Texas Disposal System (TDS) effective April 1, 2027.

- Addition of one new fee for wastewater utilities - cost recovery for industrial pretreatment sampling.
- No increase proposed for all other City rates, fees, and charges.
- No employee layoffs or filled positions eliminated in proposed budget.
- No reduction in employee wages or salary included in proposed budget.
- 460.0 total full-time equivalent positions (FTEs) proposed for FY 2026-27.
    - 11.0 or 2.34% less than current approved budget.
- 11.0 total number of positions eliminated in the proposed budget for FY 2026-27
    - $1.88 million in total recurring annual cost savings. List of positions provided in the budget document.
- 24.0 total number of positions frozen and unfunded in the proposed budget for FY 2026-27
    - $2.45 million in total recurring annual cost savings. List of positions provided in the budget document.
- $288.5 million total recommended in Fiscal Year 2026-27 for Capital Improvements Program (CIP).
- $838.5 million total estimated for a 5-year Capital Improvements Program covering Fiscal Years 2027 through 2031. This total 5-year estimate is subject to annual review and adjustments based on City Council priorities.

Key Highlights of Recommended Proposed Budget for Fiscal Year 2026-27

The following highlights are drawn from the Interim City Manager's Recommended Proposed Budget for Fiscal Year 2026-27, which will be presented to the City Council on August 1, 2026. These recommendations reflect the City's ongoing commitment to fiscal responsibility and the delivery of essential municipal services. The proposed budget addresses current community priorities while positioning the City for long-term financial sustainability.

Key highlights of the recommended budget include:

1. The recommended proposed budget for Fiscal Year 2026-27 is a structurally balanced budget.
2. Funds all essential City services, operations, and maintenance.
3. Focuses on core municipal services including public safety, street maintenance, sidewalk and right-of-way maintenance, solid waste & recycling collection services, water supply services, wastewater collection service, parks maintenance, library services, and 311 customer service support services.

4. Maintains responsive service levels for all essential City services to effectively serve our residents and businesses in Kyle.
5. Supports continued maintenance of all City facilities including public safety, emergency services, parks, playgrounds, library, and other public infrastructure – no City facility closures.
6. Maintains a structurally balanced budget where recurring revenues support recurring expenditures.
7. Revenue and expenditure estimates have been carefully examined and analyzed to maintain a conservative margin to absorb some level of decline in economic conditions.
8. Provides for continued capital investment in critical public infrastructure for mobility, sidewalks, water supply and distribution, wastewater treatment and collections, parks, etc.
9. Budget provides for the continuation of construction of new roads and intersection improvements under the Road Bond Program.
10. Plans for available grant opportunities and external funding sources whenever practical and feasible.
11. No employee layoffs, furloughs, or other types of reduction in workforce included in the Interim City Manager's recommended budget.
12. Continuation of contributions by the City for employee and family coverage for health insurance.
13. Provides funding for City's financial obligations agreed to under the 3-year Meet & Confer agreement with the police officers' association (Kyle Law Enforcement Association - KLEA).
14. All sworn civil service City employees will receive an average 4% pay increase (step increase).
15. All Corporal ranked police officers will receive an additional 2% peer city-based pay increase per the Meet & Confer agreement.
16. No pay increase is funded in the proposed budget for civilian City employees.
17. Proposed budget temporarily suspends selected benefits for all City employees, including but not limited to, leave buyback program, tuition reimbursement program, City paid 12-weeks parental leave program, and cash contribution for health reimbursement arrangement account (HRA).
18. Recommended proposed budget adds an additional paid holiday for all City employees to observe Good Friday – no additional cost is required.

Alignment of Proposed Budget With City Council & Community Priorities

The recommended proposed budget reflects priorities identified through feedback provided by the City Council during special called budget planning meetings, feedback and comments provided by residents to City Council during Council meetings, and the community budget survey.

Residents who responded to the community budget survey consistently identified roadway improvements, water supply capacity, maintenance of existing parks and facilities, reduction in property tax rates, reduction in water and wastewater rates, and cost containment as among the City's highest priorities.

The recommended proposed budget aligns available resources with those priorities while balancing service delivery expectations against current fiscal realities.

Long-Term Financial Sustainability

The Fiscal Year 2026-27 Recommended Proposed Budget represents an important step in the City's multi-year financial recovery strategy.

While significant progress has been made through organizational restructuring, implementing operational efficiencies and cost-containment initiatives, maintaining continued fiscal discipline and momentum will be necessary in the City's future budget cycles.

The recommended budget for next fiscal year advances the City's efforts to:

- Restore and maintain healthy reserve balance in the City's General Fund.
- Improve operational efficiency throughout the City organization - one City department at a time.
- Align expenditures with sustainable revenue sources.
- Ensure delivery of essential municipal services.
- Maintain financial flexibility to absorb further decline in economic conditions.
- Continue investment in critical public infrastructure including the 2022 Road Bond Program projects.

Availability of Detailed Budget Information & Document

An electronic copy of the Interim City Manager's Recommended Proposed Budget for Fiscal Year 2026-27 is available on the City's website. In addition, a printed copy of the complete proposed budget document is also available for public inspection during business hours at Kyle City Hall located at 100 West Center Street, Kyle, Texas and at the Kyle Public Library located at 550 Scott Street, Kyle, Texas.

Interim City Manager's Recommendation

The Recommended Proposed Budget for Fiscal Year 2026-27 reflects a cautious approach to balance between maintaining essential municipal services, addressing financial challenges including the $14.2 million projected deficit in the City's General Fund by the end of the current fiscal year (FY 2026), preserving the City's workforce, and ensuring long-term financial sustainability.

While difficult and unpopular budgetary and managerial decisions were necessary, the recommended proposed budget positions the City of Kyle to continue meeting the needs of its residents and businesses while maintaining sound financial discipline.

I respectfully request the City Council's review of the Fiscal Year 2026-27 Recommended Proposed Budget and look forward to discussing the budget in greater detail during the upcoming budget meetings and public hearings.

Following the City Council's review and consideration of any amendments to my recommended proposed budget, I recommend approval of the proposed budget, associated fees and rates, and related Ordinances for Fiscal Year 2026-27, in accordance with the City Charter and established budget adoption schedule.

Respectfully submitted,

Perwez A. Moheet, CPA
Interim City Manager

Attachments

cc: Amber Schmeits, Deputy City Manager
Jesse Elizondo, Assistant City Manager
All Department Directors
All City Employees

CITY MANAGER'S RECOMMENDED BUDGET FOR FISCAL YEAR 2026-27

City Council Meeting: August 1, 2026

Presented by: Perwez A. Moheet, CPA, Interim City Manager
Amber Schmeits, Deputy City Manager
Jesse Elizondo, Assistant City Manager
Andy Alejandro, Interim Deputy Director of Finance
Holly R. Holt-Torres, Assistant Director of Finance

CITY OF KYLE
ESTABLISHED 1880

DISCUSSION OBJECTIVES

1. Present the Interim City Manager's recommended proposed operating and capital budgets to the City Council for the upcoming fiscal year 2026-27.
2. Review highlights and implications of structurally balanced recommended budget for next fiscal year while addressing declining revenues, increasing costs, maintaining reserves, and providing for long-term financial sustainability.
3. Provide an overview of the City's financial outlook, budget priorities, financial challenges, and organizational realignments.
4. Promote transparency by clearly outlining and explaining the financial challenges that the City is having to address as we started the budget development process for next fiscal year (FY 2026-27).
5. Ensure comprehensive understanding of the recommended budget for next fiscal year by the City Council, residents, and City staff.
6. Review key dates & next steps.

PRESENTATION FORMAT

Today's presentation and discussions will be accomplished in five distinct segments as follows.

1. Overall Discussion of Recommended Proposed Budget – by Interim City Manager
   a. City Charter requirements
   b. City's budget development, adoption process, & key dates
   c. Community budget survey results
   d. Guiding principles for budget development
   e. Budget development challenges
   f. Key budget highlights
   g. Budget summary
   h. Highlights of items currently in the budget
   i. Highlights of items currently not in the budget
   j. Process for budget amendments by City Council

PRESENTATION FORMAT (CONTINUED)

2. Organizational Realignment of Transportation & Public Works Department – presented by Amber Schmeits, Deputy City Manager
   a. Review restructuring strategy
   b. Key benefits and efficiencies
   c. Review new organization structure

3. Organizational Realignment of Parks & Recreation Department – presented by Jesse Elizondo, Assistant City Manager
   a. Review eliminated positions
   b. Review notable changes
   c. Key benefits and efficiencies
   d. Review new organization structure

PRESENTATION FORMAT (CONTINUED)

4. Detailed Review of Recommended Proposed Budget For Fiscal Year 2026-27 – presented by Andy Alejandro, Interim Deputy Director Finance & Holly R. Holt-Torres, Assistant Director of Finance
    a. Fund structure for the City of Kyle
    b. Updated financial forecast – <u>before and after cost reductions & cost containment</u>
    c. Proposed operating budget
        1) General Fund
            i. Taxable assessed valuations & ad valorem tax rates
            ii. Sales tax
            iii. Development revenues
        2) Water Utility Fund
        3) Wastewater Utility Fund
        4) Storm Drainage Utility Fund

PRESENTATION FORMAT (CONTINUED)

4. Detailed Review of Recommended Proposed Budget For Fiscal Year 2026-27 – presented by Andy Alejandro, Interim Deputy Director Finance & Holly R. Holt-Torres, Assistant Director of Finance
   d. Proposed capital improvements budget
      1) 5-year CIP spending plan
      2) 5-year CIP funding plan
   e. Existing long-term bond debt position
   f. Principal and interest payments due by funding source in FY 2026-27
   g. Review rates, fees, & charges
   h. All Other City Funds

5. Questions & Comments From City Council

CITY CHARTER REQUIREMENTS FOR BUDGET DEVELOPMENT PROCESS

City Council Meeting: August 1, 2026

Presented by: Perwez A. Moheet, CPA, Interim City Manager

CITY CHARTER REQUIREMENTS
FOR PROPOSED BUDGET DEVELOPMENT

Article VIII, Section 8.05 Budget Process & Adoption

The City Manager shall be responsible for the timely preparation and presentation of the budget, and shall present his or her recommended budget to the city council no later than sixty (60) days prior to October 1st of each year. The proposed budget shall become a public document and record when presented to the council. From and after its receipt of the budget, the city council shall:

CITY CHARTER REQUIREMENTS
FOR PROPOSED BUDGET DEVELOPMENT

Article VIII, Section 8.05 Budget Process & Adoption

a) At the first Council meeting for which timely notice may be given, cause to be posted in City Hall and published in a newspaper of general circulation in the City, a general summary of the proposed budget and a notice stating the time and places where copies of the budget are available for public inspection; the time and place, not less than fifteen (15) days after such publication, of a public hearing on the budget; and such other public hearings as are necessary.

CITY CHARTER REQUIREMENTS
FOR PROPOSED BUDGET DEVELOPMENT

Article VIII, Section 8.05 Budget Process & Adoption

b) After the first public hearing, the Council may adopt the budget with or without amendment. The Council may amend the proposed budget to add, increase, decrease or delete any programs or amounts, except expenditures required by law or for debt service; provided that no amendment shall increase the authorized expenditures to an amount greater than the total of estimated funds available from all sources.

CITY CHARTER REQUIREMENTS
FOR PROPOSED BUDGET DEVELOPMENT

Article VIII, Section 8.05 Budget Process & Adoption

c) The budget shall be finally adopted by Ordinance not later than the third Thursday of September; provided that if the Council takes no final action on or prior to such day, the budget as submitted by the City Manager shall be deemed to have been finally adopted by the Council.

CITY'S BUDGET DEVELOPMENT & ADOPTION PROCESS

City Council Meeting: August 1, 2026

Presented by: Perwez A. Moheet, CPA, Interim City Manager

TRANSPARENT & CITIZEN FOCUSED BUDGET PROCESS

March

City Council Visioning Workshop

March/April

Budget Survey Results

May/June/July

City Council Budget Planning Meetings

August

City Manager's Proposed Budget

August

Property Tax Rates Water & Wastewater Rates

September

Public Hearings & Budget Adoption

KEY DATES - BUDGET DEVELOPMENT

PROPOSED BUDGET FISCAL YEAR 2026-27

1. March 6-8, 2026: Council Visioning Workshop
2. April 24, 2026: Community Survey Completed
3. May 16, 2026: Council Budget Planning Meeting #1:
   Review of 5-Year Financial Forecast
4. June 13, 2026: Council Budget Planning Meeting #2:
   Review & Council Prioritization of 5-Year CIP Spending Plan
5. June 27, 2026: Council Budget Planning Meeting #3:
   Review & Council Prioritization of Public Transportation Program & Special Public Events Programs
6. July 16, 2026: Council Budget Planning Meeting #4:
   Update on Anticipated Savings From Cost Containment Measures Implemented to Mitigate $14.3 Million Projected Deficit for Fiscal Year 2025-26

KEY DATES - BUDGET DEVELOPMENT

PROPOSED BUDGET FISCAL YEAR 2026-27

7. August 1, 2026: Council Budget Planning Meeting #5:
   ICM's Recommended Proposed Operating & Capital Budgets for Fiscal Year 2026-27 Presented to City Council

8. August 13, 2026: Council Budget Planning Meeting #6:
   Results of 2026 Cost of Service Study Update & Rates for Water & Wastewater Services Proposed for Fiscal Year 2026-27

   2026 Certified Taxable Assessed Valuations, Property Tax Rate Calculations for M&O and I&S, & Proposed Property Tax Rates for Fiscal Year 2026-27

   Resolution to Record City Council's Vote to Consider Property Tax Rate Increase at a Future City Council Meeting (If Necessary)

KEY DATES - BUDGET DEVELOPMENT

PROPOSED BUDGET FISCAL YEAR 2026-27

9. September 5, 2026: Council Budget Planning Meeting #7:
   1st Public Hearing – Proposed Budget , Fees, & Utility Rates
   1st Public Hearing – Proposed Property Tax Rates
   1st Reading - Budget Adoption Ordinance
   1st Reading - Property Tax Rate Adoption Ordinance
   1st Reading - Property Tax Rate Increase Ratification Ordinance

10. September 15, 2026: Council Budget Planning Meeting #8:
    2nd Public Hearing – Proposed Budget, Fees, & Utility Rates
    2nd Public Hearing – Proposed Property Tax Rates
    2nd Reading - Budget Adoption Ordinance
    2nd Reading - Property Tax Rate Adoption Ordinance
    2nd Reading - Property Tax Rate Increase Ratification Ordinance

2026 COMMUNITY SURVEY RESULTS

City Council Meeting: August 1, 2026

Presented by: Perwez A. Moheet, CPA, Interim City Manager

2026 BUDGET SURVEY RESULTS

- Survey Results Shared With City Council on May 4, 2026.
- 403 Survey Respondents.
- Six (6) Recurring Budget Priority Items For Upcoming Fiscal Year 2026-27 – Not Listed In Any Priority Order:
    1. Roadway Improvements
    2. Water Supply Capacity
    3. Maintain Existing Parks & Recreation Facilities Before Investing in New Facilities
    4. Reduction in Property Tax Rates
    5. Reduction in Water & Wastewater Service Rates
    6. Reduction in City's Overall Costs

2026 BUDGET SURVEY RESULTS

- **Feedback collected Spring 2026**
- **403 Residents Responded**

Complete Results at
CityofKyle.gov/TellKyle

If the City had additional funding next year, which areas should receive the **highest priority?**

2026 BUDGET SURVEY RESULTS

Which City **services** have you personally **used** in the past year?

1. **Parks and Recreation Programming and Facilities**
2. **City Communication Channels** (City Website, Socials, E-newsletter, Kyle Quarterly, or KyleTXNews.com)
3. **Library Services Programming and Facilities**
4. 3-1-1 and Customer Service
5. Police and Emergency Services
6. Animal Services (Animal Control, Spay/Neuter Vouchers, etc.)
7. Code Enforcement
8. Planning, Permits and Inspections
9. Other

Over the next five years, which types of projects should be the City's **long-term focus**?

1. **Traffic Infrastructure**
2. **Water and Wastewater Infrastructure**
3. **Quality of life** (Parks, Library, Arts, Community Programs)
4. Public Safety
5. Housing Affordability
6. Economic Growth and Job Creation
7. Other

GUIDING PRINCIPLES – BUDGET DEVELOPMENT FOR FISCAL YEAR 2026-27

City Council Meeting: August 1, 2026

Presented by: Perwez A. Moheet, CPA, Interim City Manager

CITY OF KYLE
ESTABLISHED 1880

GUIDING PRINCIPLES
PROPOSED BUDGET FISCAL YEAR 2026-27

1. Preserve and maintain core municipal services for our residents and businesses in Kyle.
2. Minimize monthly and annual financial impact of essential City services on our households and businesses in Kyle.
3. Full transparency for City Council, residents, employees, and all other stakeholders including auditors, bond holders, credit rating agency, and regulators.
4. Prioritize balancing service delivery expectations with available resources while preserving the City's long-term financial sustainability.
5. Ensure one-time revenues are not relied upon to support ongoing operations.
6. Develop a structurally balanced budget – planned recurring operating requirements must not exceed projected recurring revenues available.

GUIDING PRINCIPLES (CONTINUED)

PROPOSED BUDGET FISCAL YEAR 2026-27

7. Proposed budget must comply with all City Charter and City's financial policy requirements.
8. Plan to sustain economic downturn related financial implications for at least two consecutive fiscal years.
9. Absolutely no drawdown of reserves to cover or pay for recurring operating expenditures.
10. Restore and maintain required reserves.
11. Preserve essential jobs and positions within the City organization.
12. Review each City department's organization structure to maximize operational efficiency and eliminate duplication of efforts, and other organizational redundancies.
13. Review each budget line-item for every City department and realign proposed budget based on actual expenditure trends.

GUIDING PRINCIPLES (CONTINUED)

PROPOSED BUDGET FISCAL YEAR 2026-27

14. Temporarily suspend selected employee benefits and utilize normal attrition within the City organization to mitigate reduction in force (RIFs), salary reductions, furloughs, and other severe cost cutting measures that would negatively affect all our City employees.
15. Honor commitments agreed to by the City in its 3-year Meet & Confer agreement with its police officers association (Kyle Law Enforcement Association - KLEA).

BUDGET DEVELOPMENT CHALLENGES FOR FISCAL YEAR 2026-27

City Council Meeting: August 1, 2026

Presented by: Perwez A. Moheet, CPA, Interim City Manager

BUDGET DEVELOPMENT CHALLENGES
FOR PROPOSED BUDGET FOR FISCAL YEAR 2026-27

Key Takeaways & Strategic Implications As Discussed With City Council – Review of 5-Year Financial Forecast On May 16, 2026

Nature of the City's Current Budgetary & Financial Challenges

1. Multi-Faceted.
2. Structural Imbalance.
3. Long-Term.
4. These budgetary and financial challenges have developed over multiple fiscal years beginning with 2023-2024 budget cycle.
5. Recovery will also require a multi-year effort.

BUDGET DEVELOPMENT CHALLENGES
FOR PROPOSED BUDGET FOR FISCAL YEAR 2026-27

Key Takeaways & Strategic Implications As Discussed With City Council – Review of 5-Year Financial Forecast On May 16, 2026

Path Forward

- With City Council's direction and support, these budgetary and financial challenges are solvable.
- Will require decisive and impactful changes in the organization including but not limited to:
    1. Refocusing management culture.
    2. Alignment of organizational priorities.
    3. Consolidation of overlapping functions to eliminate redundancy & duplication of efforts.
    4. Strengthening emphasis on budgetary controls and fiscal discipline.
    5. Re-examining planning & development process.
    6. Re-evaluating economic development strategies & incentives.

BUDGET DEVELOPMENT CHALLENGES
FOR PROPOSED BUDGET FOR FISCAL YEAR 2026-27

Key Takeaways & Strategic Implications As Discussed With City Council – Review of 5-Year Financial Forecast On May 16, 2026

Path Forward - Continued

7. Realignment of CIP Spending Plan based on affordability and Council direction.
8. Advancing water and wastewater service rate stabilization efforts.
9. Resolving rate and related disputes.
10. Implementing sustained cost-control initiatives.
11. Monthly Budget Status Report presentation to City Council – 2nd Regular Meeting of the Month.

BUDGET DEVELOPMENT CHALLENGES
FOR PROPOSED BUDGET FOR FISCAL YEAR 2026-27

1. Preserving essential municipal services while balancing the budget and restoring City's reserve balances.
2. Creating a budget that will result in long-term financial sustainability.
3. Increasing inflationary cost pressures from effects of national and state economic conditions.
4. Current economic conditions have further intensified the budgetary and financial challenges facing the City today.
5. Slowing growth in City's two primary sources of revenues; property tax revenues and sales tax revenues.
6. Continued decline in City's third primary source of revenue; development revenues.

BUDGET DEVELOPMENT CHALLENGES
FOR PROPOSED BUDGET FOR FISCAL YEAR 2026-27

7. Need to restore and maintain reserve balances while avoiding reliance on one-time revenues.
8. Significant long-term capital funding requirements for transportation, water, wastewater, drainage, and park system infrastructure.
9. Rising operating and capital costs; personnel, public safety, health insurance, construction materials, and other support costs.
10. Base budget expenditure requirements exceeding forecasted revenues with increasing expectations and pressure from stakeholders to continue doing business as before – no reductions in personnel, operating costs, services, or programs.

KEY BUDGET HIGHLIGHTS FOR FISCAL YEAR 2026-27

City Council Meeting: August 1, 2026

Presented by: Perwez A. Moheet, CPA, Interim City Manager

KEY BUDGET HIGHLIGHTS
FOR PROPOSED BUDGET FOR FISCAL YEAR 2026-27

1. The recommended proposed budget for Fiscal Year 2026-27 that will be presented today, is a structurally balanced budget.
2. Funds all essential City services, operations, and maintenance.
3. Focuses on core municipal services including public safety, emergency services, street maintenance, sidewalk and right-of-way maintenance, solid waste & recycling collection services, water supply services, wastewater collection service, parks maintenance, library services, and 311 customer service support services.
4. Maintains responsive service levels for all essential City services to effectively serve our residents and businesses in Kyle.
5. Supports continued operations and maintenance of all City facilities including public safety, emergency center, parks, playgrounds, library, and other public infrastructure – no facility closures.

KEY BUDGET HIGHLIGHTS
FOR PROPOSED BUDGET FOR FISCAL YEAR 2026-27

6. Maintains a structurally balanced budget where recurring revenues support recurring expenditures.
7. Revenue and expenditure estimates have been carefully examined and analyzed to maintain a conservative margin to absorb some level of decline in economic conditions.
8. Provides for continued capital investment in critical public infrastructure for mobility, sidewalks, water supply and distribution, wastewater treatment and collections, parks, etc.
9. Budget provides for the continuation of construction of new roads and intersection improvements under the Road Bond Program.
10. Leverages available grant opportunities and external funding sources whenever practical and feasible.

KEY BUDGET HIGHLIGHTS
FOR PROPOSED BUDGET FOR FISCAL YEAR 2026-27

11. No employee layoffs, furloughs, or other types of reduction in workforce included in the Interim City Manager's recommended budget
12. Continuation of contributions by the City for employee and family coverage for health insurance.
13. Provides funding for City's financial obligations agreed to under the 3-year Meet & Confer agreement with the police officers association (Kyle Law Enforcement Association - KLEA).
14. All sworn civil service City employees will receive an average 4% pay increase (step increase).
15. All Corporal ranked police officers will receive an additional 2% peer city-based pay increase per the Meet & Confer agreement.

KEY BUDGET HIGHLIGHTS
FOR PROPOSED BUDGET FOR FISCAL YEAR 2026-27

16. No pay increase is funded in the proposed budget for civilian City employees.
17. Proposed budget temporarily suspends selected benefits for all City employees, including but not limited to, leave buyback program, tuition reimbursement program, City-paid 12-weeks parental leave program, and cash contributions for health reimbursement arrangement account (HRA).
18. Recommended proposed budget adds an additional paid holiday for all City employees to observe Good Friday – no additional cost is required.

BUDGET SUMMARY
FOR FISCAL YEAR 2026-27

City Council Meeting: August 1, 2026

Presented by: Perwez A. Moheet, CPA, Interim City Manager

ALL CITY FUNDS

PROPOSED BUDGET FY 2026-27: $416,966,023

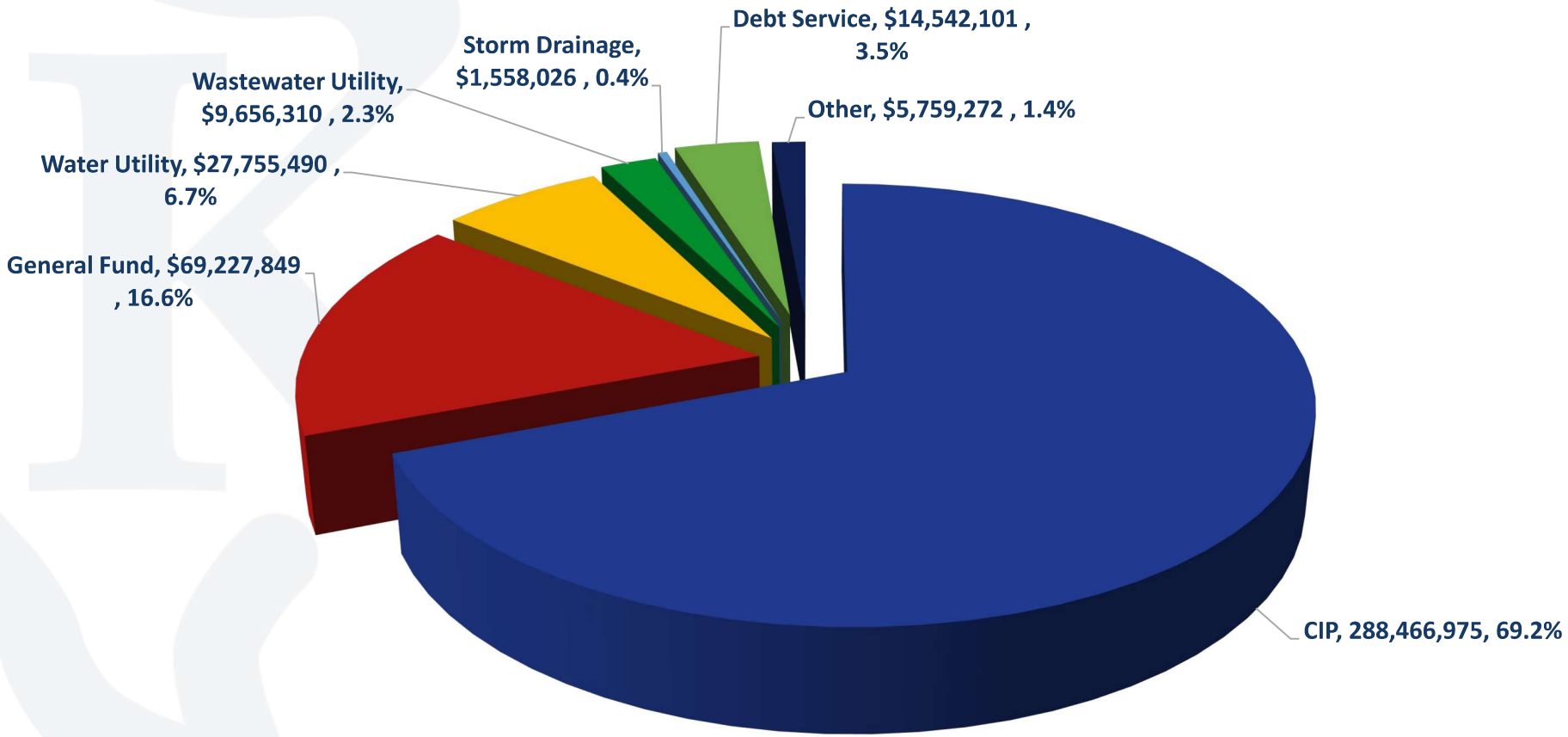

BUDGET SUMMARY (CONTINUED)

PROPOSED BUDGET FISCAL YEAR 2026-27

Balanced Operating Budget For Fiscal Year 2026-27

General Fund

- $71.34 million total proposed budget for Fiscal Year 2026-27
  - $7.90 million or 9.97% less than FY 2026
  - $2.35 million estimated revenues & transfers-in above estimated expenditures & transfers
  - $20.37 million estimated fund balance at 9-30-2027
- 1.28% decline in the 2026 certified taxable assessed valuation (TAV) when compared to 2025 certified TAV on the same basis. This TAV comparison is net of TAVs within the City's six (6) Tax Increment Reinvestment Zones (TIRZ).
- Awaiting to receive 2026 certified property tax rate calculations to be completed by Hays County Tax Assessor-Collector.

BUDGET SUMMARY (CONTINUED)
PROPOSED BUDGET FISCAL YEAR 2026-27

Balanced Operating Budget For Fiscal Year 2026-27

Water Utility Fund

- $32.45 million total proposed budget for Fiscal Year 2026-27
  - $1.04 million or 3.10% less than FY 2026
  - $2.61 million estimated revenues & transfers-in above estimated expenditures & transfers
  - $23.96 million estimated fund balance at 9-30-2027
- No rate increase proposed for water service rates for inside and outside City utility customers.

BUDGET SUMMARY (CONTINUED)
PROPOSED BUDGET FISCAL YEAR 2026-27

Balanced Operating Budget For Fiscal Year 2026-27

Wastewater Utility Fund

- $12.30 million total proposed budget for Fiscal Year 2026-27
  - $ 1.72 million or 12.28% less than FY 2026
  - $5.24 million estimated revenues & transfers-in above estimated expenditures & transfers
  - $30.86 million estimated fund balance at 9-30-2027
- No rate increase proposed for wastewater service rates for inside and outside City utility customers.

BUDGET SUMMARY (CONTINUED)
PROPOSED BUDGET FISCAL YEAR 2026-27

Balanced Operating Budget For Fiscal Year 2026-27

Storm Drainage Utility Fund

- $1.80 million total proposed budget for Fiscal Year 2026-27
  - $1.21 million or 40.32% less than FY 2026
  - $0.46 million estimated revenues & transfers-in above estimated expenditures & transfers
  - $1.54 million estimated fund balance at 9-30-2027
- No fee increase proposed for storm drainage fees for residential and commercial customers.

BUDGET SUMMARY (CONTINUED)
5-YEAR CAPITAL IMPROVEMENTS PLAN (CIP)

1. 5-Year CIP Spending Plan Covers = FY 2027 to FY 2031
2. Number of Proposed Projects = 82
3. Proposed CIP Spending FY 2026-27 = $288.5 Million
4. Proposed 5-Year CIP Spending Plan = $838.8 Million
   - Tax-Supported CIPs = $379.6 Million or 45.3%
   - Non-Tax Supported CIPs = $459.2 Million or 54.7%

	FY 2027	FY 2028	FY 2029	FY 2030	FY 2031	Total
5-Year Spending Plan FY 2027-2031	**$288.5M**	**$290.1M**	**$152.1M**	**$60.5M**	**$47.6M**	**$838.8M**

A complete listing of all CIP projects are provided in the budget document.

BUDGET SUMMARY (CONTINUED)

PROPOSED BUDGET FISCAL YEAR 2026-27

Balanced Proposed Budget For Fiscal Year 2026-27

- 460.0 total full-time equivalent positions (FTEs) proposed for FY 2026-27
  - 11.0 or 2.34% less than FY 2026
- No employee layoffs or filled positions eliminated in proposed budget for FY 2026-27
- No wages and or salary reductions included in proposed budget for FY 2026-27
- 11.0 total number of positions eliminated in the proposed budget for FY 2026-27
  - $1.88 million in total recurring annual cost savings.
- 24.0 total number of positions frozen/unfunded in the proposed budget for FY 2026-27
  - $2.45 million in total recurring annual cost savings

BUDGET SUMMARY (CONTINUED)

PROPOSED BUDGET FISCAL YEAR 2026-27

Balanced Proposed Budget For Fiscal Year 2026-27

- 1.28% decline in the 2026 certified taxable assessed valuation (TAV) when compared to 2025 certified TAV on the same basis. This TAV comparison is net of TAVs within the City's six (6) Tax Increment Reinvestment Zones (TIRZ).
- Awaiting to receive 2026 certified property tax rate calculations to be completed by Hays County Tax Assessor-Collector.
- Options for property tax rates will be discussed with City Council on August 13, 2026.
- No rate increase proposed for water service rates for inside and outside City utility customers.
- No rate increase proposed for wastewater service rates for inside and outside City utility customers.
- No fee increase proposed for storm drainage fees for residential and commercial customers.

BUDGET SUMMARY (CONTINUED)

PROPOSED BUDGET FISCAL YEAR 2026-27

Balanced Proposed Budget For Fiscal Year 2026-27

- 2.5% rate increase included in the proposed budget for solid waste, recycling and composting services (trash collection) per City's contract with Texas Disposal System (TDS).
- Addition of one new fee for wastewater utilities – cost recovery for industrial pretreatment sampling.
- No increase proposed for all other City rates, fees, and charges.

HIGHLIGHTS OF ITEMS CURRENTLY IN THE BUDGET FOR FISCAL YEAR 2026-27

City Council Meeting: August 1, 2026

Presented by: Perwez A. Moheet, CPA, Interim City Manager

HIGHLIGHTS OF ITEMS CURRENTLY IN THE BUDGET

PROPOSED BUDGET FISCAL YEAR 2026-27

Balanced Proposed Budget For Fiscal Year 2026-27

- ✓ Santa Claus will be coming to Mary Kyle Hartson Park in downtown Kyle, he will help turn on Christmas lights, take photos with children of all ages, and ride along through neighborhoods. No change in Santa's plans!
- ✓ The Grinch will also be there too – no change in his plans as well.
- ✓ All City parks will continue to be funded, remain open, fully maintained including the City's swimming pool, splashpads, skate park, playgrounds, ballfields, restrooms, and parking.
- ✓ 4% average pay increase (step increase) for all sworn police officers.
- ✓ 2% peer city-based pay increase for all Corporal ranked positions in the Police department. This is in addition to the step increase.
- ✓ All road bond program projects are continuing – no work stoppage.

HIGHLIGHTS OF ITEMS CURRENTLY IN THE BUDGET

PROPOSED BUDGET FISCAL YEAR 2026-27

Balanced Proposed Budget For Fiscal Year 2026-27

✓ All essential City services are funded including but not limited to:

1. Public safety
2. Emergency services
3. Code enforcement
4. Building permitting & inspection services
5. Solid waste (trash) & recycling collection services
6. 311 customer support service program
7. Streets & roadway maintenance
8. Public transportation program
9. Right-of-way maintenance
10. Water supply services
11. Wastewater collection services
12. Storm drainage services
13. Parks and recreation services
14. Library services

HIGHLIGHTS OF ITEMS CURRENTLY NOT IN THE BUDGET FOR FISCAL YEAR 2026-27

City Council Meeting: August 1, 2026

Presented by: Perwez A. Moheet, CPA, Interim City Manager

HIGHLIGHTS OF ITEMS CURRENTLY NOT IN THE BUDGET

PROPOSED BUDGET FISCAL YEAR 2026-27

Balanced Proposed Budget For Fiscal Year 2026-27

- X Funding for pay increase for civilian City employees
- X Funding for non-essential travel
- X Funding for employee leave buyback program, tuition reimbursement, City paid 12-weeks parental leave program, cash contribution for health reimbursement arrangement account (HRA)
- X Funding for federal/state lobbyist
- X Funding for annual banquet for City Boards & Commissions
- X Funding for dinner service for City Council meetings
- X Funding for pride celebrations or pride special events program
- X Funding for undergrounding of existing overhead utilities

PROCESS FOR BUDGET AMENDMENTS BY CITY COUNCIL, IF NEEDED FOR FISCAL YEAR 2026-27

City Council Meeting: August 1, 2026

Presented by: Perwez A. Moheet, CPA, Interim City Manager

PROCESS FOR BUDGET AMENDMENTS BY CITY COUNCIL, IF NEEDED

PROPOSED BUDGET FISCAL YEAR 2026-27

Balanced Proposed Budget For Fiscal Year 2026-27

1. The recommended proposed budget for Fiscal Year 2026-27, as submitted to the City Council by the Interim City Manager, is a structurally balanced budget.
2. Any amendment(s) to the proposed budget resulting in a net increase to total expenditures, will require a corresponding expenditure reduction to maintain the balanced budget, as recommended by the Interim City Manager for next fiscal year.
3. A motion describing the budget amendment including the amount for the amendment is made by the sponsoring Council Member, seconded, and then a roll call vote is taken.
4. If the motion passes, then staff will make the changes to the Interim City Manager's recommended proposed budget, and the specific amendment is then included in the City's final budget for adoption by the City Council.

ORGANIZATIONAL REALIGNMENT – TRANSPORTATION & PUBLIC WORKS FOR FISCAL YEAR 2026-27

City Council Meeting: August 1, 2026

Presented by: Amber Schmeits, Deputy City Manager

Restructuring Strategy

1. Create two separate departments.
The former Transportation & Public Works Department would be divided into the Departments of:

- **Transportation & Public Works:** focus on the City's day-to-day operations and maintenance, including streets maintenance and construction, permitting and inspections, drainage, fleet, and right-of-way and streetlights maintenance.
- **Capital Improvement Projects & Engineering:** focus exclusively on the planning, design, engineering, project management, and construction of the City's Capital Improvement Program and the 2022 Road Bond Program.

2. Appoint Chris Arnold as Interim Director of Transportation & Public Works and establish an Assistant Director position.

- Chris has extensive operational knowledge and experience within the TPW department and has demonstrated ability to successfully lead these teams to continue excellent service delivery.
  - Asphalt Avengers!
- We have also created a vacant Assistant Director position to strengthen and support operational leadership and provide additional management capacity to continue excellent service delivery.

Restructuring Strategy

3. Reorganize the Beautification Division into the Right-of-Way Maintenance Division.

- The Beautification Division has been transferred from Parks & Recreation to Transportation & Public Works and renamed the **Right-of-Way Maintenance Division.**
- Mowing, streetlight maintenance, permitting and inspections, traffic control, and right-of-way maintenance are complementary functions.
- Housing these operations under one department allows for better coordination of crews, equipment, and work schedules while reducing duplication and creating opportunities for long-term cost savings.
- Potential **cost savings of ~$40,000/year** for using ROW Division to maintain City facilities and eliminate contracts for landscaping services.

Restructuring Strategy

4. Appoint Leon Barba as Director of Capital Improvement Projects & Engineering while retaining title of City Engineer.

- Centralize delivery of the City's CIP, providing a single department that serves all City departments and improves coordination, consistency, and accountability for capital projects.
- Creates internal service department that supports the entire organization and provides a consistent approach to project delivery.
- Leon's engineering expertise, familiarity with the City's CIP, and institutional knowledge make him well suited to lead this newly established department.
    - Celebrated 50 years as a P.E. in 2025!

TPW Organizational Chart

Transportation & Public Works Department

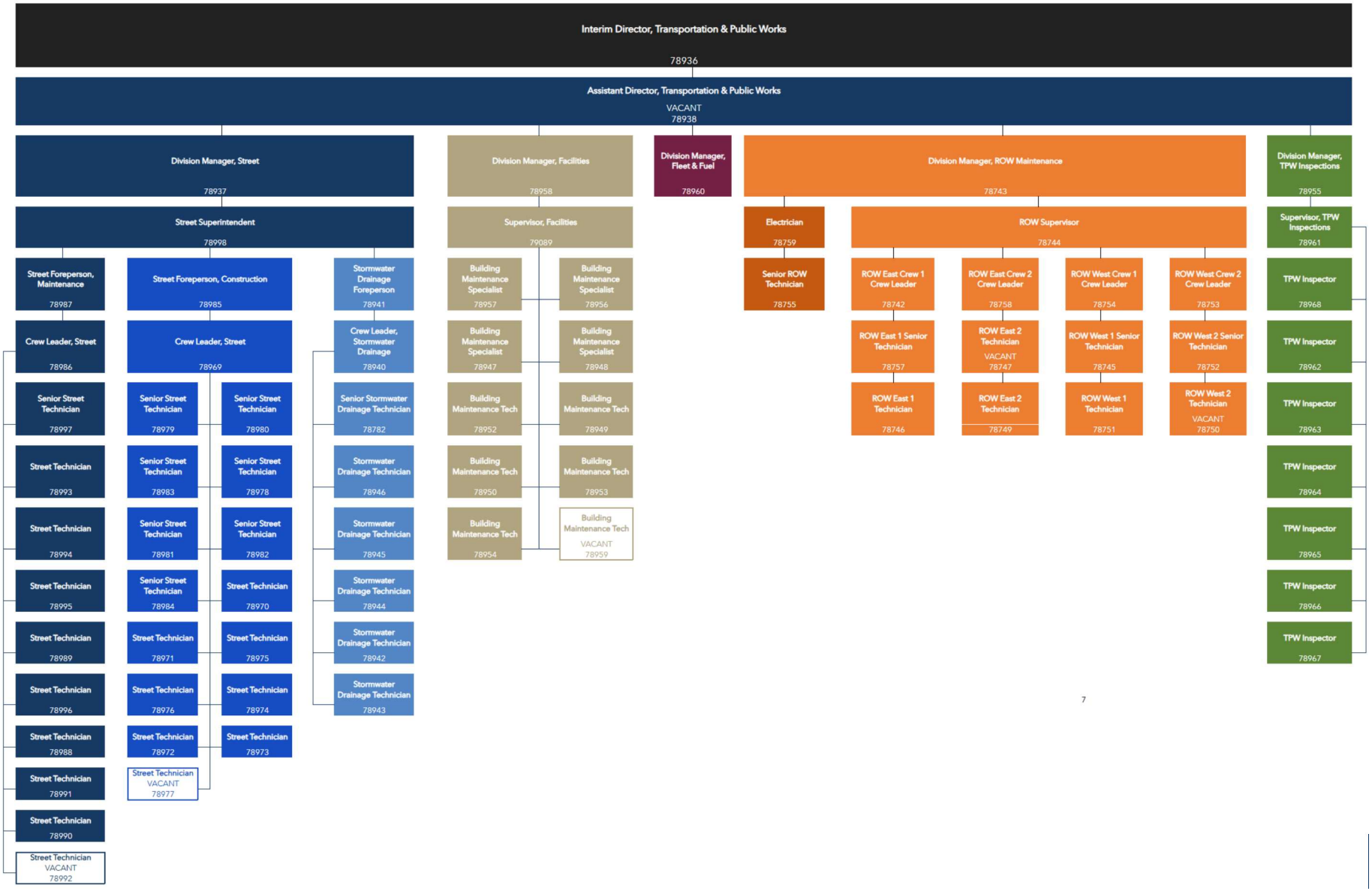
Interim Director, Transportation & Public Works
78936
Assistant Director, Transportation & Public Works
VACANT
78938
Division Manager, Street
78937
Street Superintendent
78998
Street Foreperson, Maintenance
78987
Crew Leader, Street
78986
Senior Street Technician
78997
Street Technician
78993
Street Technician
78994
Street Technician
78995
Street Technician
78989
Street Technician
78996
Street Technician
78988
Street Technician
78991
Street Technician
78990
Street Technician
VACANT
78992
Street Foreperson, Construction
78985
Crew Leader, Street
78969
Senior Street Technician
78979
Senior Street Technician
78980
Senior Street Technician
78983
Senior Street Technician
78978
Senior Street Technician
78981
Senior Street Technician
78982
Senior Street Technician
78984
Street Technician
78970
Street Technician
78971
Street Technician
78975
Street Technician
78976
Street Technician
78974
Street Technician
78972
Street Technician
78973
Street Technician
VACANT
78977
Stormwater Drainage Foreperson
78941
Crew Leader, Stormwater Drainage
78940
Senior Stormwater Drainage Technician
78782
Stormwater Drainage Technician
78946
Stormwater Drainage Technician
78945
Stormwater Drainage Technician
78944
Stormwater Drainage Technician
78942
Stormwater Drainage Technician
78943
Division Manager, Facilities
78958
Supervisor, Facilities
79089
Building Maintenance Specialist
78957
Building Maintenance Specialist
78956
Building Maintenance Specialist
78947
Building Maintenance Specialist
78948
Building Maintenance Tech
78952
Building Maintenance Tech
78949
Building Maintenance Tech
78950
Building Maintenance Tech
78953
Building Maintenance Tech
78954
Building Maintenance Tech
VACANT
78959
Division Manager, Fleet & Fuel
78960
Division Manager, ROW Maintenance
78743
Electrician
78759
Senior ROW Technician
78755
ROW Supervisor
78744
ROW East Crew 1 Crew Leader
78742
ROW East 1 Senior Technician
78757
ROW East 1 Technician
78746
ROW East Crew 2 Crew Leader
78758
ROW East 2 Technician
VACANT
78747
ROW East 2 Technician
78749
ROW West Crew 1 Crew Leader
78754
ROW West 1 Senior Technician
78745
ROW West 1 Technician
78751
ROW West Crew 2 Crew Leader
78753
ROW West 2 Senior Technician
78752
ROW West 2 Technician
VACANT
78750
Division Manager, TPW Inspections
78955
Supervisor, TPW Inspections
78961
TPW Inspector
78968
TPW Inspector
78962
TPW Inspector
78963
TPW Inspector
78964
TPW Inspector
78965
TPW Inspector
78966
TPW Inspector
78967
7

Streets Division

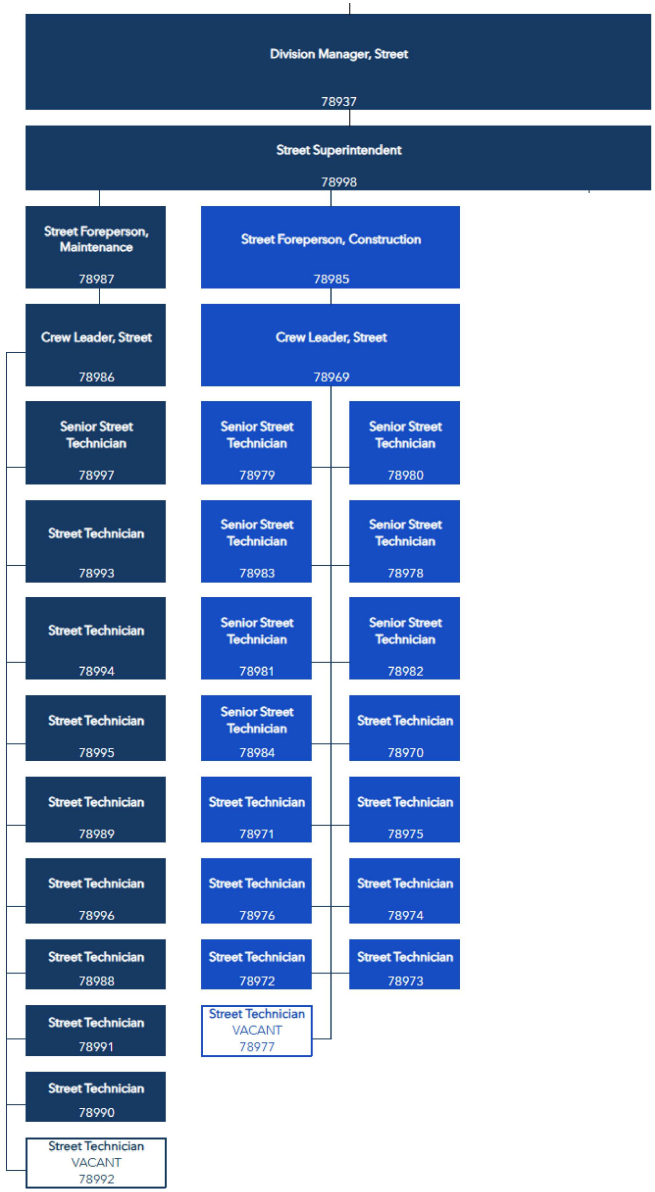

Drainage Division

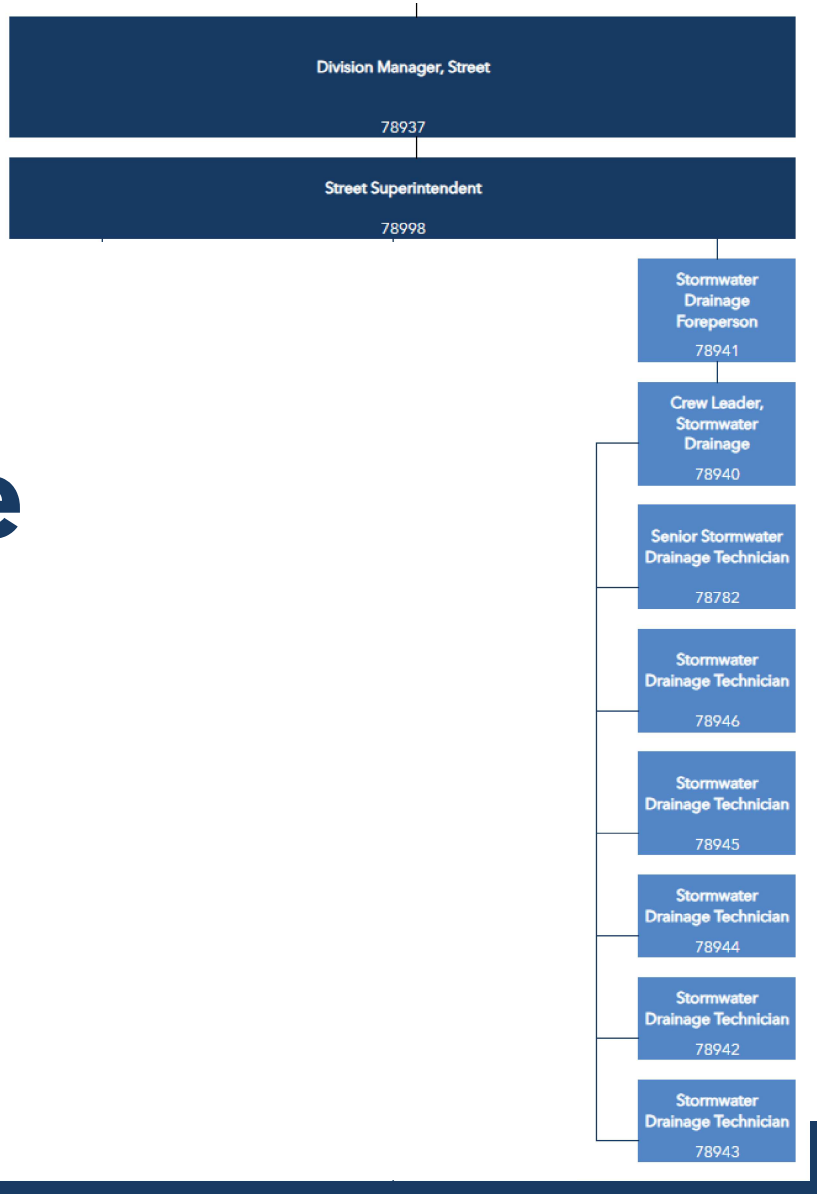

Facilities Division

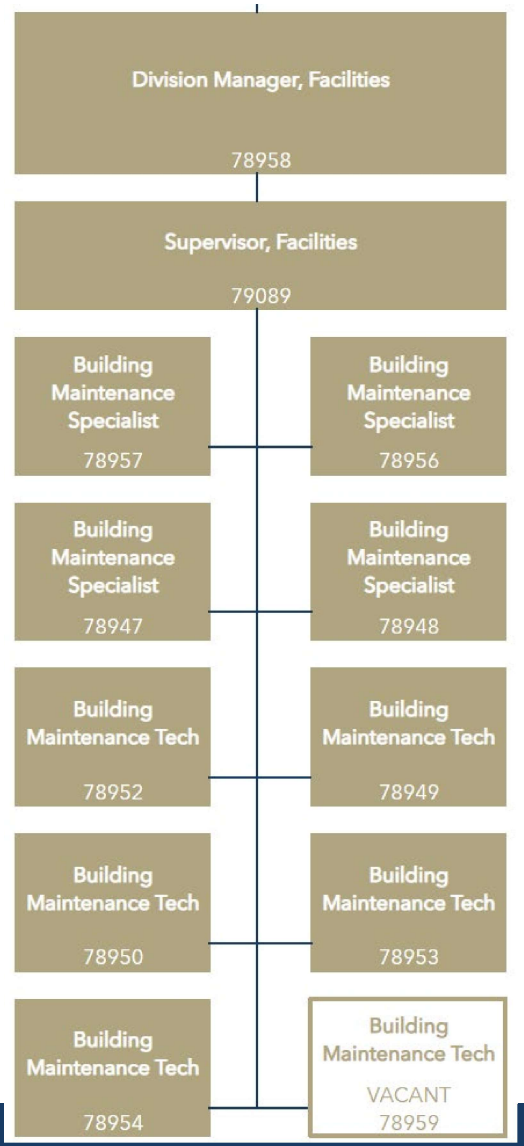

Fleet Division

Division Manager, Fleet & Fuel

78960

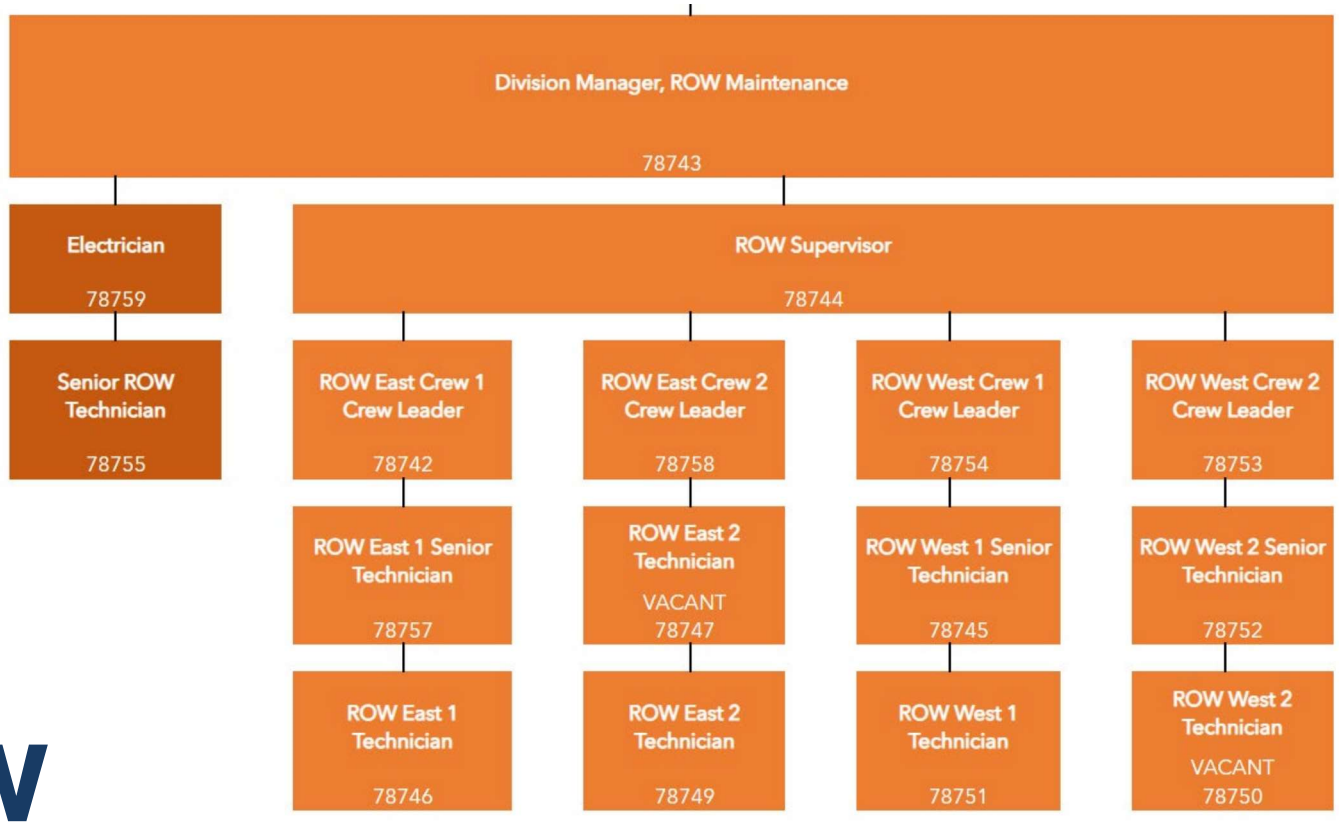

ROW Maintenance Division

Inspections Division

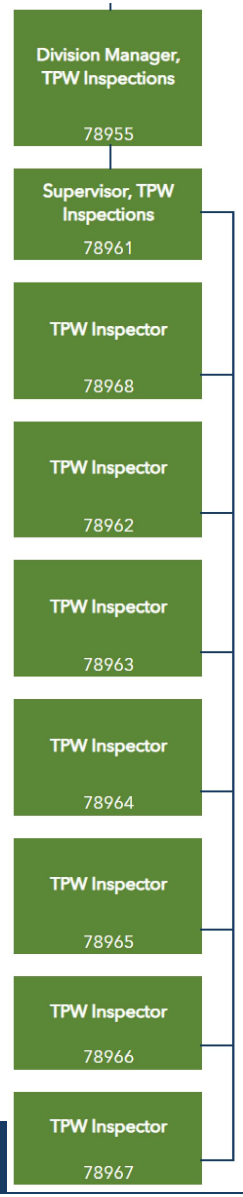

CIP & Engineering Organizational Chart

Capital Improvements Projects & Engineering

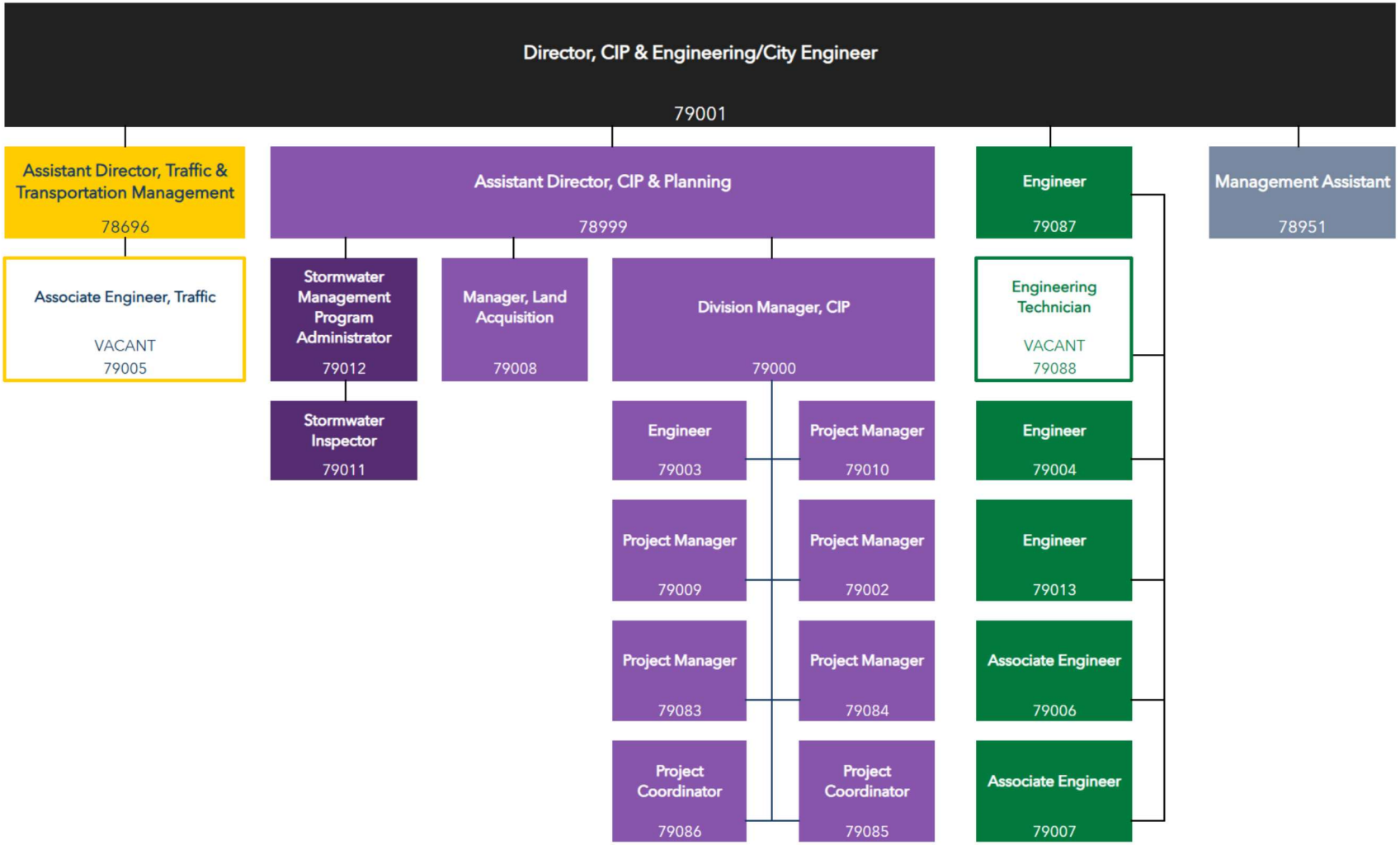
Director, CIP & Engineering/City Engineer
79001
Assistant Director, Traffic & Transportation Management
78696
Associate Engineer, Traffic
VACANT
79005
Assistant Director, CIP & Planning
78999
Stormwater Management Program Administrator
79012
Stormwater Inspector
79011
Manager, Land Acquisition
79008
Division Manager, CIP
79000
Engineer
79003
Project Manager
79010
Project Manager
79009
Project Manager
79002
Project Manager
79083
Project Manager
79084
Project Coordinator
79086
Project Coordinator
79085
Engineer
79087
Engineering Technician
VACANT
79088
Engineer
79004
Engineer
79013
Associate Engineer
79006
Associate Engineer
79007
Management Assistant
78951

Traffic & Transportation Division

CIP Division

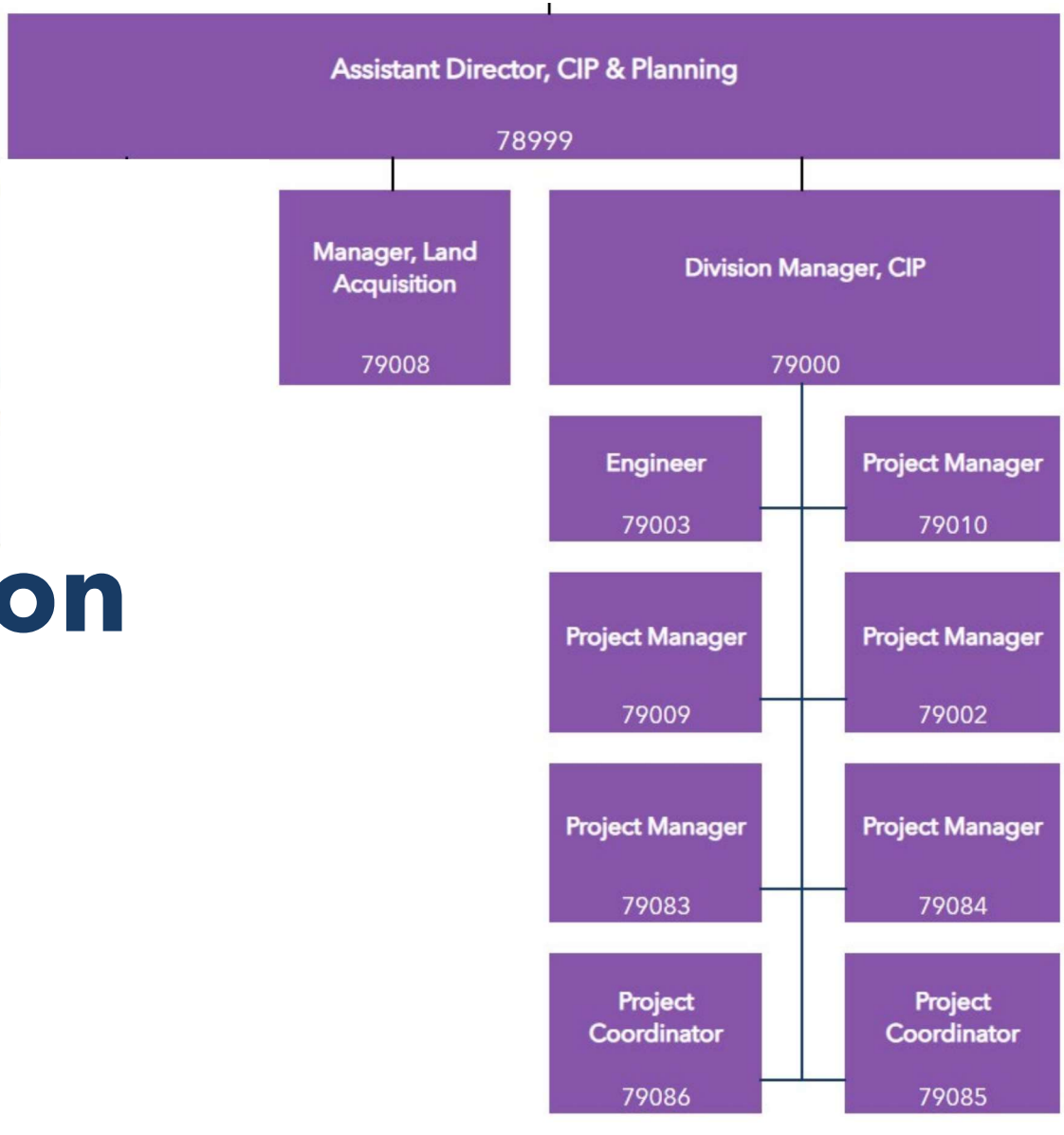

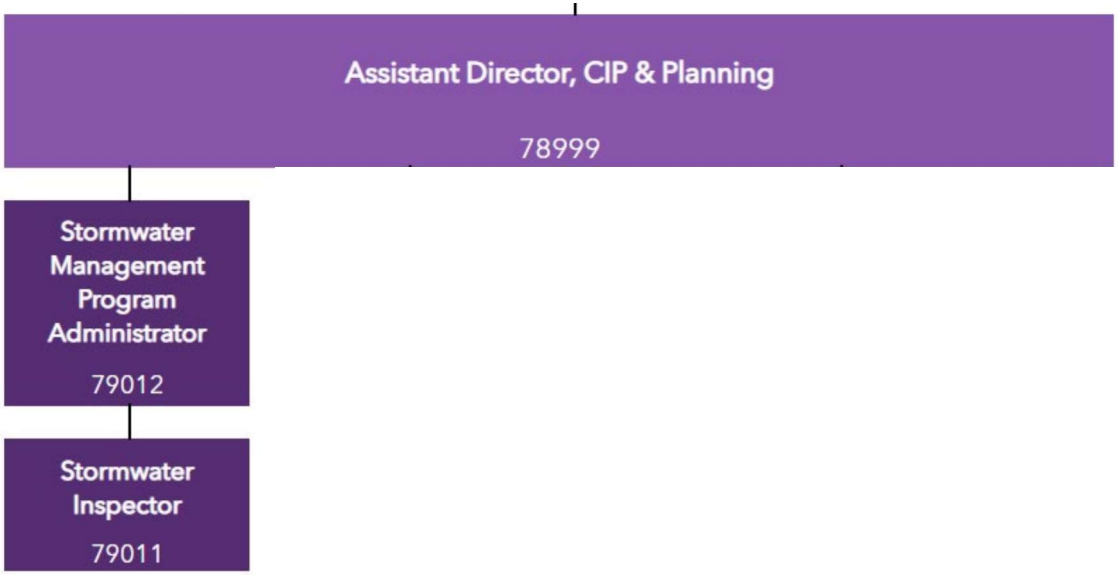

Stormwater Division

Engineering Division

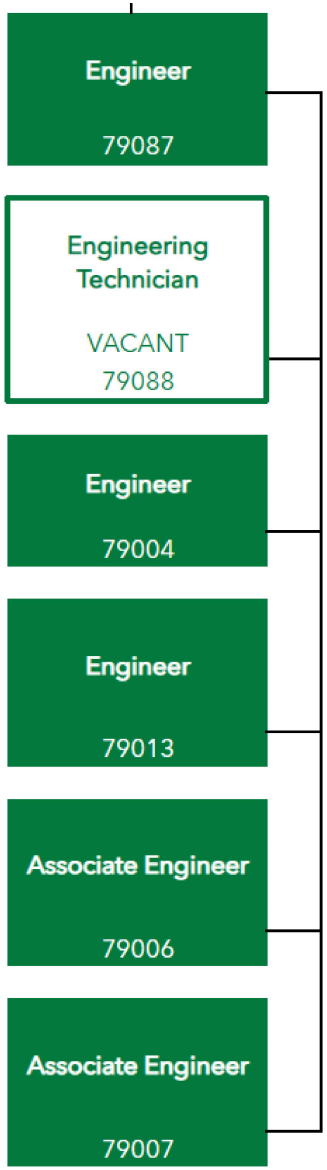

ORGANIZATIONAL REALIGNMENT – PARKS & RECREATION DEPARTMENT FOR FISCAL YEAR 2026-27

City Council Meeting: August 1, 2026

Presented by: Jesse Elizondo, Assistant City Manager

NOTABLE CHANGES IN THE PARKS AND RECREATION DEPARTMENT FY2026-27

Eliminated Positions

- Parks Deputy Director
- Assistant Director (repurposed as Parks Operations Manager)
- Recreation Division Manager (merged into one division manager)
- Business and Strategic Planning Manager

Notable Position Changes

- Creation of a new Parks Operations Manager to oversee division managers
- Recreation and Special Events report to one division manager
- Parks Planning and Project Manager moved to Development Services Department
- Aquatics Maintenance Tech reporting to Parks Maintenance Division
- Entire Beautification Division moved under Transportation and Public Works

Key Benefits and Efficiencies

- Restructured the department from 64 positions to 45, creating a leaner organization while maintaining core mission and services
- Created a Parks Operations Manager position to align division priorities, coordinate resources, and strengthen day to day operations
- Consolidated management layers to streamline decision making and improve accountability
- Improved cross divisional collaboration between Recreation, Parks Maintenance, Conservation, Aquatics, and Special Events to maximize staff and equipment utilization
- Realigned responsibilities to better match departmental expertise, allowing staff to focus on core services and strategic priorities
- Enhanced organizational flexibility to support current operations while preparing for measured growth and new park facilities

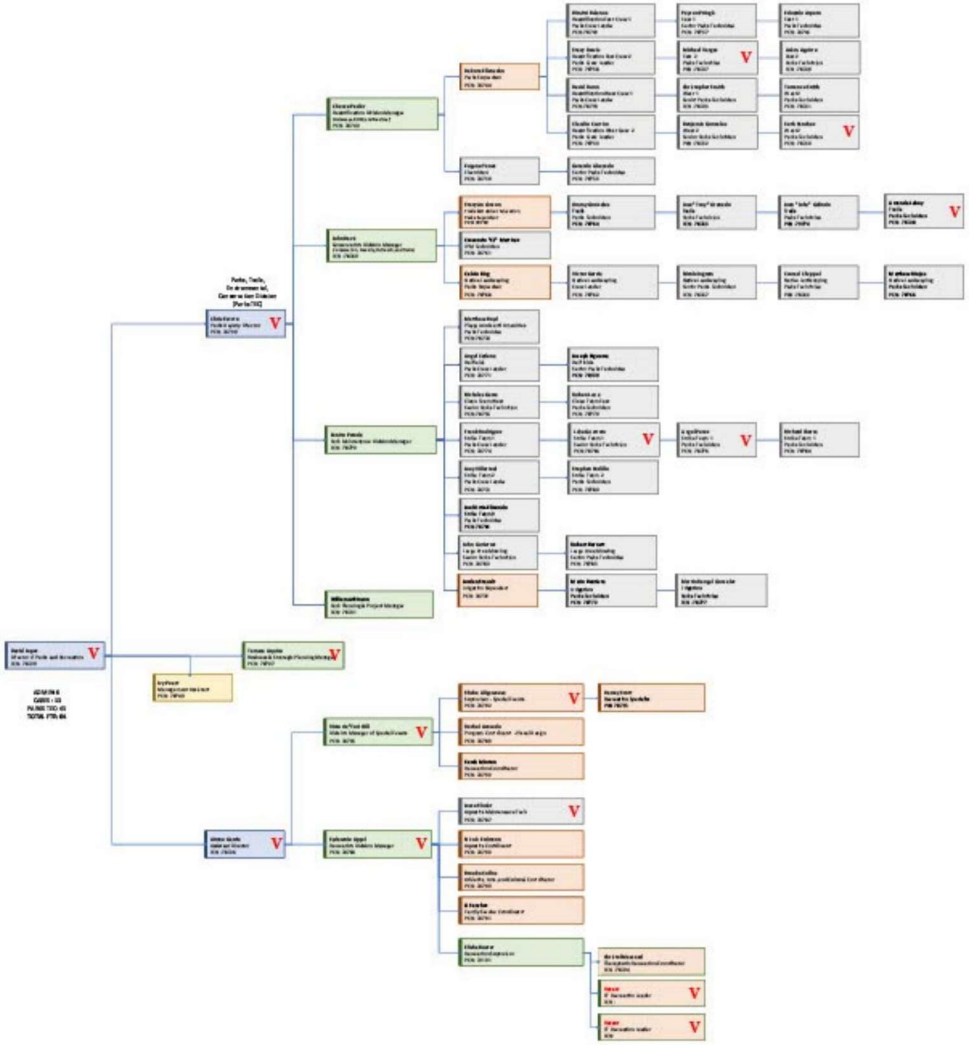

NOTABLE CHANGES IN THE PARKS AND RECREATION DEPARTMENT FY 2026-27

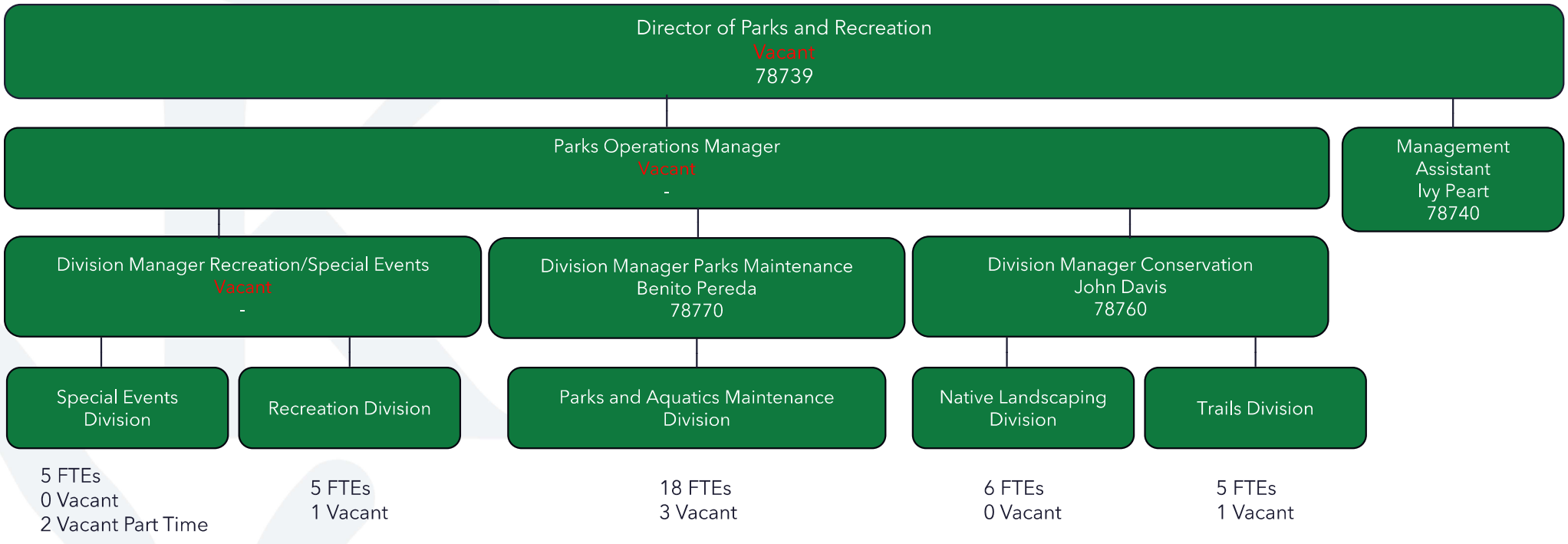

Total FY 26-27
45 FTEs
8 Vacant
2 Vacant Part Time

COST CONTAINMENT FOR FISCAL YEAR 2026-27

City Council Meeting: August 1, 2026

Presented by: Andy Alejandro, Interim Deputy Finance Director
Holly R. Holt-Torres, Assistant Finance Director

COST CONTAINMENT FOR FY 2026-27

Category	Representative Strategies	Estimated Savings
👥 **Personnel Strategies**	Position funding adjustments, vacant position eliminations, Meet & Confer adjustments	**$5.87 M**
⚙️ **Operational Efficiencies**	Departmental reductions, software optimization, fleet, Parks & Recreation events, transportation program, lobbyist services, Council meals, Boards and Commissions banquet	**$4.81 M**
❤️ **Employee Benefit Changes**	HRA contributions, leave buyback, tuition reimbursement, paid parental leave	**$1.23 M**
Total Across All Major Funds:		**$11.91 M**

ABOUT CITY'S FUND STRUCTURE FOR FISCAL YEAR 2026-27

City Council Meeting: August 1, 2026

Presented by: Andy Alejandro, Interim Deputy Finance Director
Holly R. Holt-Torres, Assistant Finance Director

ABOUT CITY'S BUDGET STRUCTURE

The City, like most government organizations, utilizes the Fund accounting system.

Fund accounting system provides for:

- Accountability
- Transparency
- Separation of funds based on public purpose and intent. Allows for separate budgeting, accounting, & financial reporting systems

On an average, the City manages 50-60 separate Funds per year in three Fund types:

- **Governmental Funds**
  - Generally used to account for and track tax-supported functions & activities
- **Enterprise Funds**
  - Utilized to account for and track City's business-type activities and functions
  - User fees and charges for services such as the utilities
- **Fiduciary Type Funds**
  - Trusts

CITY'S FUND STRUCTURE

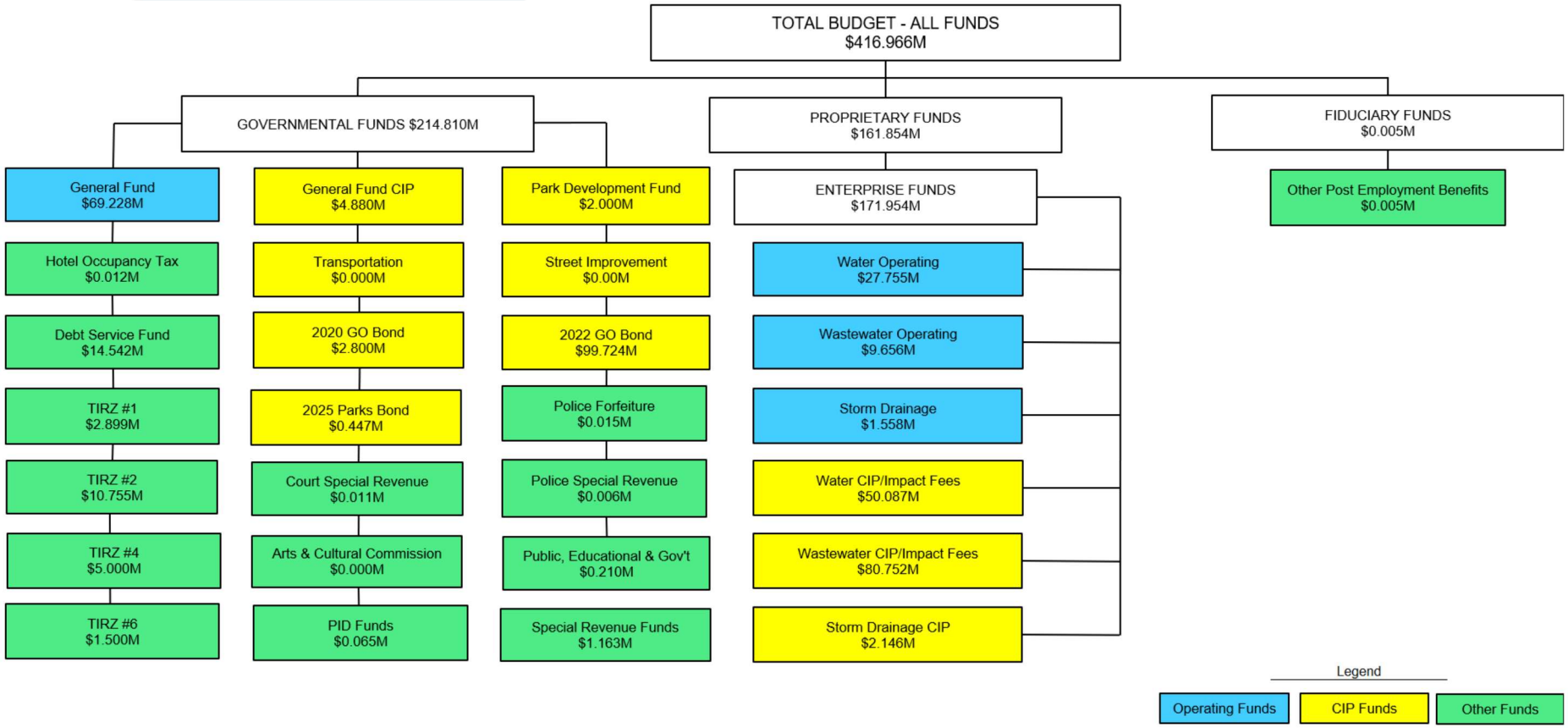

MAJOR OPERATING FUNDS FINANCIAL FORECAST FY 2027-31

City Council Meeting: August 1, 2026

Presented by: Andy Alejandro, Interim Deputy Finance Director
Holly R. Holt-Torres, Assistant Finance Director

CITY OF KYLE
ESTABLISHED 1880

ABOUT 5-YEAR FINANCIAL FORECAST

- **Financial forecast** is an essential part of the annual budget process to help with budgetary decision-making.
- Purpose of the financial forecast is to evaluate current and future fiscal conditions to help guide policy and management decisions.
- A financial forecast is a fiscal management tool that presents estimated information based on past, current, and projected financial conditions.

GENERAL FUND

5-YEAR FINANCIAL FORECAST FISCAL YEARS 2027-2031

KEY ASSUMPTIONS - FINANCIAL FORECAST GENERAL FUND REVENUES

	Year 1 FY 2027	Year 2 FY 2028	Year 3 FY 2029	Year 4 FY 2030	Year 5 FY 2031
Property Valuation Growth	-1.0%	1.5%	2.5%	3.0%	3.5%
Sales Tax Growth	4.0%	4.0%	5.0%	6.0%	7.0%
Development Revenue - Planning	CYE/SL	0.0%	1.5%	2.0%	2.0%
Development Revenue - Permits	CYE/SL	0.0%	2.0%	2.5%	2.5%
Interest Income	1.5%	1.5%	2.0%	2.0%	2.0%
Other Revenues	2.0%	2.5%	3.0%	3.5%	4.0%
Loan Repayment From TIRZ #2	$785,000	$835,000	$885,000	$935,000	$985,000
Transfers - In	FY 2026 Budget	0.0%	0.0%	0.0%	0.0%

KEY ASSUMPTIONS - FINANCIAL FORECAST GENERAL FUND EXPENDITURES

	Year 1 FY 2027	Year 2 FY 2028	Year 3 FY 2029	Year 4 FY 2030	Year 5 FY 2031
Base Wages - Sworn	4.0%	4.0%	0.0%	0.0%	0.0%
Merit/COLA	0.0%	3.5%	3.5%	3.5%	3.5%
Medical Insurance	15.7%	10.0%	10.0%	10.0%	10.0%
TMRS Contribution	1.5%	1.5%	1.5%	1.5%	1.5%
Contractual	5.0%	5.0%	5.0%	5.0%	5.0%
Commodities	10.0%	10.0%	10.0%	10.0%	10.0%
Cash Funding for Equipment	$0	$0	$200,000	$250,000	$300,000
Cash Funding for CIP	$0	$0	$0	$0	$0
Transfer to TIRZ #1-6 Funds (AVG)	5.0%	5.0%	5.0%	5.0%	5.0%

5-YEAR FORECAST - GENERAL FUND (BEFORE)

SUMMARY FY 2027 THROUGH 2031

	Approved Budget 2025-2026	Current Year Estimate 2025-2026	5-YEAR BUDGET FORECAST PERIOD YEAR 1 2026-2027	YEAR 2 2027-2028	YEAR 3 2028-2029	YEAR 4 2029-2030	YEAR 5 2030-2031
Beginning Fund Balance	$ 19,244,259	$ 14,977,707	$ 10,301,127	$ 2,459,760	$ (6,842,574)	$ (16,731,286)	$ (28,083,929)
REVENUE							
Property Tax	$ 21,669,253	$ 20,828,940	$ 20,620,651	$ 20,929,963	$ 21,453,214	$ 22,096,812	$ 22,870,202
Sales Tax	21,946,333	20,207,728	21,016,038	21,856,680	22,949,515	24,326,487	26,029,342
Development Revenues	6,998,336	4,933,181	4,974,509	5,026,395	5,147,191	5,295,921	5,461,464
Other Revenues	12,855,995	13,409,235	13,602,987	13,889,629	14,269,375	14,719,545	15,248,184
TOTAL REVENUES	**$ 63,469,916**	**$ 59,379,084**	**$ 60,214,185**	**$ 61,702,667**	**$ 63,819,295**	**$ 66,438,765**	**$ 69,609,192**
Transfers-In	$ 15,131,999	$ 15,132,015	$ 15,182,015	$ 15,232,015	$ 15,282,015	$ 15,332,015	$ 15,382,015
TOTAL TRANSFERS-IN	**$ 15,131,999**	**$ 15,132,015**	**$ 15,182,015**	**$ 15,232,015**	**$ 15,282,015**	**$ 15,332,015**	**$ 15,382,015**
TOTAL REVENUES & TRANSFERS-IN	**$ 78,601,915**	**$ 74,511,099**	**$ 75,396,200**	**$ 76,934,682**	**$ 79,101,310**	**$ 81,770,780**	**$ 84,991,207**
TOTAL ESTIMATED FUNDS AVAILABLE	**$ 97,846,174**	**$ 89,488,806**	**$ 85,697,327**	**$ 79,394,442**	**$ 72,258,736**	**$ 65,039,494**	**$ 56,907,278**
EXPENDITURES							
Operations & Maintenance	$ 77,132,010	$ 77,079,710	$ 80,555,654	$ 83,683,853	$ 86,882,053	$ 91,015,454	$ 95,425,328
Future Supplemental	-	-	-	-	-	-	-
Cash Funding - CIP	-	-	-	-	-	-	-
Cash Funding- Equipment/Other	-	-	-	-	-	-	-
2% Increase Per Meet and Confer (FY27 and FY28) + 2% Step Increase	-	-	573,944	445,194	-	-	-
TOTAL EXPENDITURES	**$ 77,132,010**	**$ 77,079,710**	**$ 81,129,598**	**$ 84,129,047**	**$ 86,882,053**	**$ 91,015,454**	**$ 95,425,328**
Transfers-Out - TIRZ	$ 2,107,968	$ 2,107,969	$ 2,107,969	$ 2,107,969	$ 2,107,969	$ 2,107,969	$ 2,107,969
TOTAL TRANSFERS-OUT	**$ 2,107,968**	**$ 2,107,969**	**$ 2,107,969**	**$ 2,107,969**	**$ 2,107,969**	**$ 2,107,969**	**$ 2,107,969**
TOTAL EXPENDITURES & TRANSFERS-OUT	**$ 79,239,978**	**$ 79,187,679**	**$ 83,237,567**	**$ 86,237,016**	**$ 88,990,022**	**$ 93,123,423**	**$ 97,533,297**
REVENUE IN EXCESS OF REQUIREMENTS	**$ (638,063)**	**$ (4,676,580)**	**$ (7,841,367)**	**$ (9,302,334)**	**$ (9,888,712)**	**$ (11,352,643)**	**$ (12,542,090)**
ESTIMATED ENDING FUND BALANCE	**$ 18,606,196**	**$ 10,301,127**	**$ 2,459,760**	**$ (6,842,574)**	**$ (16,731,286)**	**$ (28,083,929)**	**$ (40,626,019)**
Required Minumum Fund Balance Per Policy (25% of Operating Expenses)	***$ 19,809,994***	***$ 19,796,920***	***$ 20,809,392***	***$ 21,559,254***	***$ 22,247,506***	***$ 23,280,856***	***$ 24,383,324***
$ Fund Balance in Excess of Minimum Required Per Policy	***$ (1,203,798)***	***$ (9,495,792)***	***$ (18,349,631)***	***$ (28,401,828)***	***$ (38,978,791)***	***$ (51,364,784)***	***$ (65,009,343)***
% Fund Balance in Excess of Minimum Required Per Policy	***-6.08%***	***-47.97%***	***-88.18%***	***-131.74%***	***-175.21%***	***-220.63%***	***-266.61%***

5-YEAR FORECAST - GENERAL FUND (AFTER)

SUMMARY FY 2027 THROUGH 2031

	Approved Budget 2025-2026	Current Year Estimate 2025-2026	5-YEAR BUDGET FORECAST PERIOD YEAR 1 2026-2027	YEAR 2 2027-2028	YEAR 3 2028-2029	YEAR 4 2029-2030	YEAR 5 2030-2031
Beginning Fund Balance	$ 19,244,259	$ 14,977,707	$ 18,020,374	$ 20,369,970	$ 23,183,469	$ 25,838,124	$ 27,549,668
REVENUE							
Property Tax	$ 21,669,253	$ 22,554,610	$ 22,271,449	$ 22,605,521	$ 23,170,659	$ 23,865,779	$ 24,701,081
Sales Tax	21,946,333	20,282,300	20,280,300	21,091,512	22,146,088	23,474,853	25,118,093
Development Revenues	6,998,336	4,933,181	4,933,181	4,933,181	5,031,845	5,157,641	5,286,582
Other Revenues	12,855,995	12,539,181	12,244,135	13,889,629	14,269,375	14,719,545	15,248,184
TOTAL REVENUES	**$ 63,469,916**	**$ 60,309,272**	**$ 59,729,065**	**$ 62,519,843**	**$ 64,617,966**	**$ 67,217,817**	**$ 70,353,939**
Transfers-In	$ 15,131,999	$ 15,132,015	$ 13,956,349	$ 13,956,349	$ 13,956,349	$ 13,956,349	$ 13,956,349
TOTAL TRANSFERS-IN	**$ 15,131,999**	**$ 15,132,015**	**$ 13,956,349**	**$ 13,956,349**	**$ 13,956,349**	**$ 13,956,349**	**$ 13,956,349**
TOTAL REVENUES & TRANSFERS-IN	**$ 78,601,915**	**$ 75,441,287**	**$ 73,685,414**	**$ 76,476,192**	**$ 78,574,315**	**$ 81,174,166**	**$ 84,310,288**
TOTAL ESTIMATED FUNDS AVAILABLE	**$ 97,846,174**	**$ 90,418,994**	**$ 91,705,788**	**$ 96,846,162**	**$ 101,757,784**	**$ 107,012,290**	**$ 111,859,956**
EXPENDITURES							
Operations & Maintenance	$ 77,132,010	$ 70,290,651	$ 68,868,839	$ 71,109,530	$ 73,811,692	$ 77,354,653	$ 81,067,676
Future Supplemental	-	-	-	-	-	-	-
Cash Funding - CIP	-	-	-	-	-	-	-
Cash Funding- Equipment/Other	-	-	-	-	-	-	-
2% Increase Per Meet and Confer (FY27 and FY28) + 2% Step Increase	-	-	359,010	445,194	-	-	-
TOTAL EXPENDITURES	**$ 77,132,010**	**$ 70,290,651**	**$ 69,227,849**	**$ 71,554,724**	**$ 73,811,692**	**$ 77,354,653**	**$ 81,067,676**
Transfers-Out - TIRZ	$ 2,107,968	$ 2,107,969	$ 2,107,969	$ 2,107,969	$ 2,107,969	$ 2,107,969	$ 2,107,969
TOTAL TRANSFERS-OUT	**$ 2,107,968**	**$ 2,107,969**	**$ 2,107,969**	**$ 2,107,969**	**$ 2,107,969**	**$ 2,107,969**	**$ 2,107,969**
TOTAL EXPENDITURES & TRANSFERS-OUT	**$ 79,239,978**	**$ 72,398,620**	**$ 71,335,818**	**$ 73,662,693**	**$ 75,919,661**	**$ 79,462,622**	**$ 83,175,645**
REVENUE IN EXCESS OF REQUIREMENTS	**$ (638,063)**	**$ 3,042,667**	**$ 2,349,596**	**$ 2,813,499**	**$ 2,654,654**	**$ 1,711,544**	**$ 1,134,643**
ESTIMATED ENDING FUND BALANCE	**$ 18,606,196**	**$ 18,020,374**	**$ 20,369,970**	**$ 23,183,469**	**$ 25,838,124**	**$ 27,549,668**	**$ 28,684,310**
Required Minumum Fund Balance Per Policy (25% of Operating Expenses)	***$ 19,809,994***	***$ 18,099,655***	***$ 17,833,955***	***$ 18,415,673***	***$ 18,979,915***	***$ 19,865,656***	***$ 20,793,911***
$ Fund Balance in Excess of Minimum Required Per Policy	***$ (1,203,798)***	***$ (79,281)***	***$ 2,536,016***	***$ 4,767,796***	***$ 6,858,208***	***$ 7,684,012***	***$ 7,890,399***
% Fund Balance in Excess of Minimum Required Per Policy	***-6.08%***	***-0.44%***	***14.22%***	***25.89%***	***36.13%***	***38.68%***	***37.95%***

WATER UTILITY FUND

5-YEAR FINANCIAL FORECAST FISCAL YEARS 2027-2031

KEY ASSUMPTIONS - FINANCIAL FORECAST WATER UTILITY FUND REVENUES

	Year 1 FY 2027	Year 2 FY 2028	Year 3 FY 2029	Year 4 FY 2030	Year 5 FY 2031
Water Service Revenues	2.0%	2.0%	3.0%	4.0%	5.0%
Other Revenues	CYE/SL	0.0%	2.5%	3.0%	3.5%

KEY ASSUMPTIONS - FINANCIAL FORECAST WATER UTILITY FUND EXPENDITURES

	Year 1 FY 2027	Year 2 FY 2028	Year 3 FY 2029	Year 4 FY 2030	Year 5 FY 2031
Merit/COLA	0.0%	3.5%	3.5%	3.5%	3.5%
Medical Insurance	15.7%	10.0%	10.0%	10.0%	10.0%
TMRS Contribution	1.5%	1.5%	1.5%	1.5%	1.5%
Contractual	5.0%	5.0%	5.0%	5.0%	5.0%
Commodities	10.0%	10.0%	10.0%	10.0%	10.0%
Transfers - Out	FY 2026 Budget	0.0%	0.0%	0.0%	0.0%

5-YEAR FORECAST – WATER UTILITY FUND (BEFORE) SUMMARY FY 2027 THROUGH 2031

	Approved Budget 2025-2026	Current Year Estimate 2025-2026	5-YEAR BUDGET FORECAST PERIOD YEAR 1 2026-2027	YEAR 2 2027-2028	YEAR 3 2028-2029	YEAR 4 2029-2030	YEAR 5 2030-2031
Beginning Fund Balance	$ 18,197,866	$ 18,197,866	$ 13,874,579	$ 5,151,278	$ (12,203,981)	$ (36,631,657)	$ (66,226,664)
REVENUE							
Water Sales	$ 26,823,975	$ 25,931,478	$ 26,428,601	$ 26,935,667	$ 27,738,303	$ 28,836,742	$ 22,870,202
Other Revenue	1,805,000	2,445,084	2,458,584	2,472,287	2,529,335	2,595,609	2,671,813
TOTAL REVENUES	**$ 28,628,975**	**$ 28,376,562**	**$ 28,887,185**	**$ 29,407,954**	**$ 30,267,638**	**$ 31,432,351**	**$ 25,542,015**
TOTAL ESTIMATED FUNDS AVAILABLE	**$ 46,826,841**	**$ 46,574,428**	**$ 42,761,764**	**$ 34,559,232**	**$ 18,063,657**	**$ (5,199,306)**	**$ (40,684,649)**
EXPENDITURES							
Operations & Maintenance	$ 28,722,585	$ 28,029,432	$ 32,940,069	$ 42,092,796	$ 50,024,897	$ 56,356,941	$ 65,305,833
Cash Funding - CIP	-	-	-	-	-	-	-
TOTAL EXPENDITURES	**$ 28,722,585**	**$ 28,029,432**	**$ 32,940,069**	**$ 42,092,796**	**$ 50,024,897**	**$ 56,356,941**	**$ 65,305,833**
Transfers-Out - General Fund	$ 2,090,555	$ 2,090,555	$ 2,090,555	$ 2,090,555	$ 2,090,555	$ 2,090,555	$ 2,090,555
Transfers-Out - Debt Service	2,209,859	2,209,859	2,209,859	2,209,859	2,209,859	2,209,859	2,209,859
Transfers-Out - Other	370,003	370,003	370,003	370,003	370,003	370,003	370,003
TOTAL TRANSFERS-OUT	**$ 4,670,417**	**$ 4,670,417**	**$ 4,670,417**	**$ 4,670,417**	**$ 4,670,417**	**$ 4,670,417**	**$ 4,670,417**
TOTAL EXPENDITURES & TRANSFERS-OUT	**$ 33,393,002**	**$ 32,699,849**	**$ 37,610,486**	**$ 46,763,213**	**$ 54,695,314**	**$ 61,027,358**	**$ 69,976,250**
REVENUE IN EXCESS OF REQUIREMENTS	**$ (4,764,027)**	**$ (4,323,287)**	**$ (8,723,301)**	**$ (17,355,259)**	**$ (24,427,676)**	**$ (29,595,007)**	**$ (44,434,235)**
ESTIMATED ENDING FUND BALANCE	**$ 13,433,839**	**$ 13,874,579**	**$ 5,151,278**	**$ (12,203,981)**	**$ (36,631,657)**	**$ (66,226,664)**	**$ (110,660,899)**
Required Minumum Fund Balance Per Policy (25% of Operating Expenses)	***$ 8,348,251***	***$ 8,174,962***	***$ 9,402,622***	***$ 11,690,803***	***$ 13,673,829***	***$ 15,256,840***	***$ 17,494,063***
$ Fund Balance in Excess of Minimum Required Per Policy	***$ 5,085,589***	***$ 5,699,617***	***$ (4,251,344)***	***$ (23,894,784)***	***$ (50,305,486)***	***$ (81,483,504)***	***$ (128,154,962)***
% Fund Balance in Excess of Minimum Required Per Policy	***60.92%***	***69.72%***	***-45.21%***	***-204.39%***	***-367.90%***	***-534.08%***	***-732.56%***

5-YEAR FORECAST – WATER UTILITY FUND
(AFTER) SUMMARY FY 2027 THROUGH 2031

	Approved Budget 2025-2026	Current Year Estimate 2025-2026	5-YEAR BUDGET FORECAST PERIOD YEAR 1 2026-2027	YEAR 2 2027-2028	YEAR 3 2028-2029	YEAR 4 2029-2030	YEAR 5 2030-2031
Beginning Fund Balance	$ 18,197,866	$ 18,197,866	$ 21,344,313	$ 23,956,417	$ 19,503,935	$ 9,419,370	$ (4,570,378)
REVENUE							
Water Sales	$ 26,823,975	$ 29,736,722	$ 33,214,952	$ 33,852,223	$ 34,860,960	$ 36,241,457	$ 38,053,530
Other Revenue	1,805,000	1,842,818	1,845,084	1,855,368	1,898,180	1,947,917	2,005,105
TOTAL REVENUES	**$ 28,628,975**	**$ 31,579,540**	**$ 35,060,036**	**$ 35,707,590**	**$ 36,759,140**	**$ 38,189,373**	**$ 40,058,635**
TOTAL ESTIMATED FUNDS AVAILABLE	**$ 46,826,841**	**$ 49,777,406**	**$ 56,404,349**	**$ 59,664,007**	**$ 56,263,076**	**$ 47,608,744**	**$ 35,488,256**
EXPENDITURES							
Operations & Maintenance	$ 28,722,585	$ 23,762,676	$ 27,755,490	$ 35,467,630	$ 42,151,264	$ 47,486,680	$ 53,497,442
Cash Funding - CIP	-	-	-	-	-	-	-
TOTAL EXPENDITURES	**$ 28,722,585**	**$ 23,762,676**	**$ 27,755,490**	**$ 35,467,630**	**$ 42,151,264**	**$ 47,486,680**	**$ 53,497,442**
Transfers-Out - General Fund	$ 2,090,555	$ 2,090,555	$ 2,090,555	$ 2,090,555	$ 2,090,555	$ 2,090,555	$ 2,090,555
Transfers-Out - Debt Service	2,209,859	2,209,859	2,209,859	2,209,859	2,209,859	2,209,859	2,209,859
Transfers-Out - Other	370,003	370,003	392,028	392,028	392,028	392,028	392,028
TOTAL TRANSFERS-OUT	**$ 4,670,417**	**$ 4,670,417**	**$ 4,692,442**	**$ 4,692,442**	**$ 4,692,442**	**$ 4,692,442**	**$ 4,692,442**
TOTAL EXPENDITURES & TRANSFERS-OUT	**$ 33,393,002**	**$ 28,433,093**	**$ 32,447,932**	**$ 40,160,072**	**$ 46,843,706**	**$ 52,179,122**	**$ 58,189,884**
REVENUE IN EXCESS OF REQUIREMENTS	**$ (4,764,027)**	**$ 3,146,447**	**$ 2,612,104**	**$ (4,452,482)**	**$ (10,084,565)**	**$ (13,989,748)**	**$ (18,131,249)**
ESTIMATED ENDING FUND BALANCE	**$ 13,433,839**	**$ 21,344,313**	**$ 23,956,417**	**$ 19,503,935**	**$ 9,419,370**	**$ (4,570,378)**	**$ (22,701,627)**
Required Minumum Fund Balance Per Policy (25% of Operating Expenses)	***$ 8,348,251***	***$ 7,108,273***	***$ 8,111,983***	***$ 10,040,018***	***$ 11,710,926***	***$ 13,044,780***	***$ 14,547,471***
$ Fund Balance in Excess of Minimum Required Per Policy	***$ 5,085,589***	***$ 14,236,040***	***$ 15,844,434***	***$ 9,463,917***	***$ (2,291,556)***	***$ (17,615,159)***	***$ (37,249,098)***
% Fund Balance in Excess of Minimum Required Per Policy	***60.92%***	***200.27%***	***195.32%***	***94.26%***	***-19.57%***	***-135.04%***	***-256.05%***

WASTEWATER UTILITY FUND

5-YEAR FINANCIAL FORECAST FISCAL YEARS 2027-2031

KEY ASSUMPTIONS - FINANCIAL FORECAST WASTEWATER UTILITY FUND REVENUES

	Year 1 FY 2027	Year 2 FY 2028	Year 3 FY 2029	Year 4 FY 2030	Year 5 FY 2031
Wastewater Service Revenues	2.0%	2.0%	3.0%	4.0%	5.0%
Other Revenues	CYE/SL	0.0%	2.5%	3.0%	3.5%

KEY ASSUMPTIONS - FINANCIAL FORECAST WASTEWATER UTILITY FUND EXPENDITURES

	Year 1 FY 2027	Year 2 FY 2028	Year 3 FY 2029	Year 4 FY 2030	Year 5 FY 2031
Merit/COLA	0.0%	3.5%	3.5%	3.5%	3.5%
Medical Insurance	15.7%	10.0%	10.0%	10.0%	10.0%
TMRS Contribution	1.5%	1.5%	1.5%	1.5%	1.5%
Contractual	5.0%	5.0%	5.0%	5.0%	5.0%
Commodities	10.0%	10.0%	10.0%	10.0%	10.0%
Transfers – Out	FY 2026 Budget	0.0%	0.0%	0.0%	0.0%

5-YEAR FORECAST – WASTEWATER UTILITY FUND (BEFORE)

SUMMARY FY 2027 THROUGH 2031

	Approved Budget 2025-2026	Current Year Estimate 2025-2026	5-YEAR BUDGET FORECAST PERIOD YEAR 1 2026-2027	YEAR 2 2027-2028	YEAR 3 2028-2029	YEAR 4 2029-2030	YEAR 5 2030-2031
Beginning Fund Balance	$ 18,892,948	$ 18,892,948	$ 22,530,424	$ 18,117,081	$ 6,056,012	$ (10,148,778)	$ (26,010,268)
REVENUE							
Wastewater Service Charges	$ 15,088,836	$ 14,474,532	$ 14,753,506	$ 15,038,059	$ 15,485,699	$ 16,098,698	$ 16,894,112
Other Revenue	755,000	1,240,951	1,248,451	1,256,064	1,284,892	1,318,187	1,356,286
TOTAL REVENUES	**$ 15,843,836**	**$ 15,715,483**	**$ 16,001,957**	**$ 16,294,123**	**$ 16,770,591**	**$ 17,416,885**	**$ 18,250,398**
TOTAL ESTIMATED FUNDS AVAILABLE	**$ 34,736,784**	**$ 34,608,431**	**$ 38,532,381**	**$ 34,411,204**	**$ 22,826,603**	**$ 7,268,107**	**$ (7,759,870)**
EXPENDITURES							
Operations & Maintenance	$ 11,256,248	$ 9,440,147	$ 9,774,940	$ 10,063,957	$ 10,387,854	$ 10,395,807	$ 10,702,424
Cash Funding - CIP	-	-	-	-	-	-	-
Debt Service- New Estimated Principal and Interest	-	-	8,002,500	15,653,375	19,949,667	20,244,708	21,348,083
TOTAL EXPENDITURES	**$ 11,256,248**	**$ 9,440,147**	**$ 17,777,440**	**$ 25,717,332**	**$ 30,337,521**	**$ 30,640,515**	**$ 32,050,507**
Transfers-Out - General Fund	$ 1,175,787	$ 1,175,787	$ 1,175,787	$ 1,175,787	$ 1,175,787	$ 1,175,787	$ 1,175,787
Transfers-Out - Debt Service	1,404,359	1,404,359	1,404,359	1,404,359	1,404,359	1,404,359	1,404,359
Transfers-Out - Other	57,714	57,714	57,714	57,714	57,714	57,714	57,714
TOTAL TRANSFERS-OUT	**$ 2,637,860**	**$ 2,637,860**	**$ 2,637,860**	**$ 2,637,860**	**$ 2,637,860**	**$ 2,637,860**	**$ 2,637,860**
TOTAL EXPENDITURES & TRANSFERS-OUT	**$ 13,894,108**	**$ 12,078,007**	**$ 20,415,300**	**$ 28,355,192**	**$ 32,975,381**	**$ 33,278,375**	**$ 34,688,367**
REVENUE IN EXCESS OF REQUIREMENTS	**$ 1,949,728**	**$ 3,637,476**	**$ (4,413,343)**	**$ (12,061,069)**	**$ (16,204,790)**	**$ (15,861,490)**	**$ (16,437,969)**
ESTIMATED ENDING FUND BALANCE	**$ 20,842,676**	**$ 22,530,424**	**$ 18,117,081**	**$ 6,056,012**	**$ (10,148,778)**	**$ (26,010,268)**	**$ (42,448,237)**
Required Minumum Fund Balance Per Policy (25% of Operating Expenses)	***$ 3,473,527***	***$ 3,019,502***	***$ 5,103,825***	***$ 7,088,798***	***$ 8,243,845***	***$ 8,319,594***	***$ 8,672,092***
$ Fund Balance in Excess of Minimum Required Per Policy	***$ 17,369,149***	***$ 19,510,922***	***$ 13,013,256***	***$ (1,032,786)***	***$ (18,392,623)***	***$ (34,329,862)***	***$ (51,120,329)***
% Fund Balance in Excess of Minimum Required Per Policy	***500.04%***	***646.16%***	***254.97%***	***-14.57%***	***-223.11%***	***-412.64%***	***-589.48%***

5-YEAR FORECAST – WASTEWATER UTILITY FUND (AFTER)

SUMMARY FY 2027 THROUGH 2031

	Approved Budget 2025-2026	Current Year Estimate 2025-2026	5-YEAR BUDGET FORECAST PERIOD YEAR 1 2026-2027	YEAR 2 2027-2028	YEAR 3 2028-2029	YEAR 4 2029-2030	YEAR 5 2030-2031
Beginning Fund Balance	$ 18,892,948	$ 18,892,948	$ 25,622,718	$ 22,857,434	$ 12,479,983	$ (1,989,381)	$ (16,048,852)
REVENUE							
Wastewater Service Charges	$ 15,088,836	$ 17,096,739	$ 16,474,945	$ 16,792,700	$ 17,292,570	$ 17,977,094	$ 18,865,317
Other Revenue	755,000	1,059,896	1,059,896	1,066,359	1,090,833	1,119,100	1,151,445
TOTAL REVENUES	**$ 15,843,836**	**$ 18,156,635**	**$ 17,534,841**	**$ 17,859,059**	**$ 18,383,404**	**$ 19,096,194**	**$ 20,016,761**
TOTAL ESTIMATED FUNDS AVAILABLE	**$ 34,736,784**	**$ 37,049,583**	**$ 43,157,559**	**$ 40,716,493**	**$ 30,863,387**	**$ 17,106,813**	**$ 3,967,909**
EXPENDITURES							
Operations & Maintenance	$ 11,256,248	$ 8,789,005	$ 9,656,310	$ 9,941,819	$ 10,261,786	$ 10,269,642	$ 10,572,538
Cash Funding - CIP	-	-	-	-	-	-	-
Debt Service- New Estimated Principal and Interest	-	-	8,002,500	15,653,375	19,949,667	20,244,708	21,348,083
TOTAL EXPENDITURES	**$ 11,256,248**	**$ 8,789,005**	**$ 17,658,810**	**$ 25,595,194**	**$ 30,211,453**	**$ 30,514,350**	**$ 31,920,621**
Transfers-Out - General Fund	$ 1,175,787	$ 1,175,787	$ 1,175,787	$ 1,175,787	$ 1,175,787	$ 1,175,787	$ 1,175,787
Transfers-Out - Debt Service	1,404,359	1,404,359	1,404,359	1,404,359	1,404,359	1,404,359	1,404,359
Transfers-Out - Other	57,714	57,714	61,169	61,169	61,169	61,169	61,169
TOTAL TRANSFERS-OUT	**$ 2,637,860**	**$ 2,637,860**	**$ 2,641,315**	**$ 2,641,315**	**$ 2,641,315**	**$ 2,641,315**	**$ 2,641,315**
TOTAL EXPENDITURES & TRANSFERS-OUT	**$ 13,894,108**	**$ 11,426,865**	**$ 20,300,125**	**$ 28,236,509**	**$ 32,852,768**	**$ 33,155,665**	**$ 34,561,936**
REVENUE IN EXCESS OF REQUIREMENTS	**$ 1,949,728**	**$ 6,729,770**	**$ (2,765,284)**	**$ (10,377,451)**	**$ (14,469,364)**	**$ (14,059,471)**	**$ (14,545,174)**
ESTIMATED ENDING FUND BALANCE	**$ 20,842,676**	**$ 25,622,718**	**$ 22,857,434**	**$ 12,479,983**	**$ (1,989,381)**	**$ (16,048,852)**	**$ (30,594,027)**
Required Minumum Fund Balance Per Policy (25% of Operating Expenses)	***$ 3,473,527***	***$ 2,856,716***	***$ 5,075,031***	***$ 7,059,127***	***$ 8,213,192***	***$ 8,288,916***	***$ 8,640,484***
$ Fund Balance in Excess of Minimum Required Per Policy	***$ 17,369,149***	***$ 22,766,002***	***$ 17,782,403***	***$ 5,420,856***	***$ (10,202,573)***	***$ (24,337,768)***	***$ (39,234,510)***
% Fund Balance in Excess of Minimum Required Per Policy	***500.04%***	***796.93%***	***350.39%***	***76.79%***	***-124.22%***	***-293.62%***	***-454.08%***

STORM DRAINAGE UTILITY FUND

5-YEAR FINANCIAL FORECAST FISCAL YEARS 2027-2031

KEY ASSUMPTIONS - FINANCIAL FORECAST STORM DRAINAGE UTILITY FUND REVENUES

	Year 1 FY 2027	Year 2 FY 2028	Year 3 FY 2029	Year 4 FY 2030	Year 5 FY 2031
Storm Drainage Fees - Residential	2.0%	2.0%	3.0%	4.0%	5.0%
Storm Drainage Fees- Commercial	2.0%	2.0%	3.0%	4.0%	5.0%

KEY ASSUMPTIONS - FINANCIAL FORECAST STORM DRAINAGE UTILITY FUND EXPENDITURES

	Year 1 FY 2027	Year 2 FY 2028	Year 3 FY 2029	Year 4 FY 2030	Year 5 FY 2031
Merit/COLA	0.0%	3.5%	3.5%	3.5%	3.5%
Medical Insurance	15.7%	10.0%	10.0%	10.0%	10.0%
TMRS Contribution	1.5%	1.5%	1.5%	1.5%	1.5%
Contractual	5.0%	5.0%	5.0%	5.0%	5.0%
Commodities	10.0%	10.0%	10.0%	10.0%	10.0%
Transfers - Out	FY2026 Budget	0.0%	0.0%	0.0%	0.0%

5-YEAR FORECAST – STORM DRAINAGE UTILITY FUND (BEFORE)

SUMMARY FY 2027 THROUGH 2031

	Approved Budget 2025-2026	Current Year Estimate 2025-2026	5-YEAR BUDGET FORECAST PERIOD YEAR 1 2026-2027	YEAR 2 2027-2028	YEAR 3 2028-2029	YEAR 4 2029-2030	YEAR 5 2030-2031
Beginning Fund Balance	$ 1,714,526	$ 1,714,526	$ 895,020	$ (9,678)	$ (1,962,827)	$ (4,375,431)	$ (6,966,149)
REVENUE							
Drainage Fees	$ 2,073,701	$ 1,802,984	$ 1,839,045	$ 1,875,827	$ 1,932,103	$ 2,009,388	$ 2,109,858
Other Revenue	67,104	67,248	67,844	68,449	69,956	71,638	73,507
TOTAL REVENUES	**$ 2,140,805**	**$ 1,870,232**	**$ 1,906,889**	**$ 1,944,276**	**$ 2,002,059**	**$ 2,081,026**	**$ 2,183,365**
TOTAL ESTIMATED FUNDS AVAILABLE	**$ 3,855,331**	**$ 3,584,758**	**$ 2,801,909**	**$ 1,934,598**	**$ 39,232**	**$ (2,294,405)**	**$ (4,782,784)**
EXPENDITURES							
Operations & Maintenance	$ 2,772,627	$ 2,449,985	$ 2,555,667	$ 2,711,922	$ 2,881,577	$ 3,065,908	$ 3,264,577
Debt Service- New Estimated Principal and Interest	-	-	16,167	945,750	1,293,333	1,366,083	2,004,667
TOTAL EXPENDITURES	**$ 2,772,627**	**$ 2,449,985**	**$ 2,571,834**	**$ 3,657,672**	**$ 4,174,910**	**$ 4,431,991**	**$ 5,269,244**
Transfers-Out	$ 239,753	$ 239,753	$ 239,753	$ 239,753	$ 239,753	$ 239,753	$ 239,753
TOTAL TRANSFERS-OUT	**$ 239,753**	**$ 239,753**	**$ 239,753**	**$ 239,753**	**$ 239,753**	**$ 239,753**	**$ 239,753**
TOTAL EXPENDITURES & TRANSFERS	**$ 3,012,380**	**$ 2,689,738**	**$ 2,811,587**	**$ 3,897,425**	**$ 4,414,663**	**$ 4,671,744**	**$ 5,508,997**
REVENUE IN EXCESS OF REQUIREMENTS	**$ (871,575)**	**$ (819,506)**	**$ (904,698)**	**$ (1,953,149)**	**$ (2,412,604)**	**$ (2,590,718)**	**$ (3,325,632)**
ESTIMATED ENDING FUND BALANCE	**$ 842,951**	**$ 895,020**	**$ (9,678)**	**$ (1,962,827)**	**$ (4,375,431)**	**$ (6,966,149)**	**$ (10,291,781)**
Required Minumum Fund Balance Per Policy (25% of Operating Expenses)	***$ 753,095***	***$ 672,435***	***$ 702,897***	***$ 974,356***	***$ 1,103,666***	***$ 1,167,936***	***$ 1,377,249***
$ Fund Balance in Excess of Minimum Required Per Policy	***$ 89,856***	***$ 222,586***	***$ (712,575)***	***$ (2,937,183)***	***$ (5,479,097)***	***$ (8,134,085)***	***$ (11,669,030)***
% Fund Balance in Excess of Minimum Required Per Policy	***11.93%***	***33.10%***	***-101.38%***	***-301.45%***	***-496.45%***	***-696.45%***	***-847.27%***

5-YEAR FORECAST – STORM DRAINAGE UTILITY FUND (AFTER)

SUMMARY FY 2027 THROUGH 2031

	Approved Budget 2025-2026	Current Year Estimate 2025-2026	5-YEAR BUDGET FORECAST PERIOD YEAR 1 2026-2027	YEAR 2 2027-2028	YEAR 3 2028-2029	YEAR 4 2029-2030	YEAR 5 2030-2031
Beginning Fund Balance	$ 1,714,526	$ 1,714,526	$ 1,078,803	$ 1,524,811	$ 990,693	$ 74,355	$ (932,888)
REVENUE							
Drainage Fees	$ 2,073,701	$ 2,151,703	$ 2,216,254	$ 2,260,580	$ 2,328,399	$ 2,421,536	$ 2,542,614
Other Revenue	67,104	43,700	43,700	44,090	45,060	46,144	47,348
TOTAL REVENUES	**$ 2,140,805**	**$ 2,195,403**	**$ 2,259,954**	**$ 2,304,670**	**$ 2,373,460**	**$ 2,467,680**	**$ 2,589,961**
TOTAL ESTIMATED FUNDS AVAILABLE	**$ 3,855,331**	**$ 3,909,929**	**$ 3,338,757**	**$ 3,829,481**	**$ 3,364,153**	**$ 2,542,035**	**$ 1,657,073**
EXPENDITURES							
Operations & Maintenance	$ 2,772,627	$ 2,591,373	$ 1,558,026	$ 1,653,285	$ 1,756,712	$ 1,869,087	$ 1,990,203
Debt Service- New Estimated Principal and Interest	-	-	16,167	945,750	1,293,333	1,366,083	2,004,667
TOTAL EXPENDITURES	**$ 2,772,627**	**$ 2,591,373**	**$ 1,574,193**	**$ 2,599,035**	**$ 3,050,045**	**$ 3,235,170**	**$ 3,994,870**
Transfers-Out	$ 239,753	$ 239,753	$ 239,753	$ 239,753	$ 239,753	$ 239,753	$ 239,753
TOTAL TRANSFERS-OUT	**$ 239,753**	**$ 239,753**	**$ 239,753**	**$ 239,753**	**$ 239,753**	**$ 239,753**	**$ 239,753**
TOTAL EXPENDITURES & TRANSFERS	**$ 3,012,380**	**$ 2,831,126**	**$ 1,813,946**	**$ 2,838,788**	**$ 3,289,798**	**$ 3,474,923**	**$ 4,234,623**
REVENUE IN EXCESS OF REQUIREMENTS	**$ (871,575)**	**$ (635,723)**	**$ 446,008**	**$ (534,118)**	**$ (916,339)**	**$ (1,007,243)**	**$ (1,644,661)**
ESTIMATED ENDING FUND BALANCE	**$ 842,951**	**$ 1,078,803**	**$ 1,524,811**	**$ 990,693**	**$ 74,355**	**$ (932,888)**	**$ (2,577,550)**
Required Minumum Fund Balance Per Policy (25% of Operating Expenses)	***$ 753,095***	***$ 707,782***	***$ 453,487***	***$ 709,697***	***$ 822,450***	***$ 868,731***	***$ 1,058,656***
$ Fund Balance in Excess of Minimum Required Per Policy	***$ 89,856***	***$ 371,022***	***$ 1,071,325***	***$ 280,997***	***$ (748,095)***	***$ (1,801,619)***	***$ (3,636,205)***
% Fund Balance in Excess of Minimum Required Per Policy	***11.93%***	***52.42%***	***236.24%***	***39.59%***	***-90.96%***	***-207.39%***	***-343.47%***

PROPOSED BUDGET
FISCAL YEAR 2026-27

City Council Meeting: August 1, 2026

Presented by: Andy Alejandro, Interim Deputy Finance Director
Holly R. Holt-Torres, Assistant Finance Director

CITY OF KYLE
ESTABLISHED 1880

ALL CITY FUNDS

PROPOSED BUDGET FY 2026-27: $416,966,023

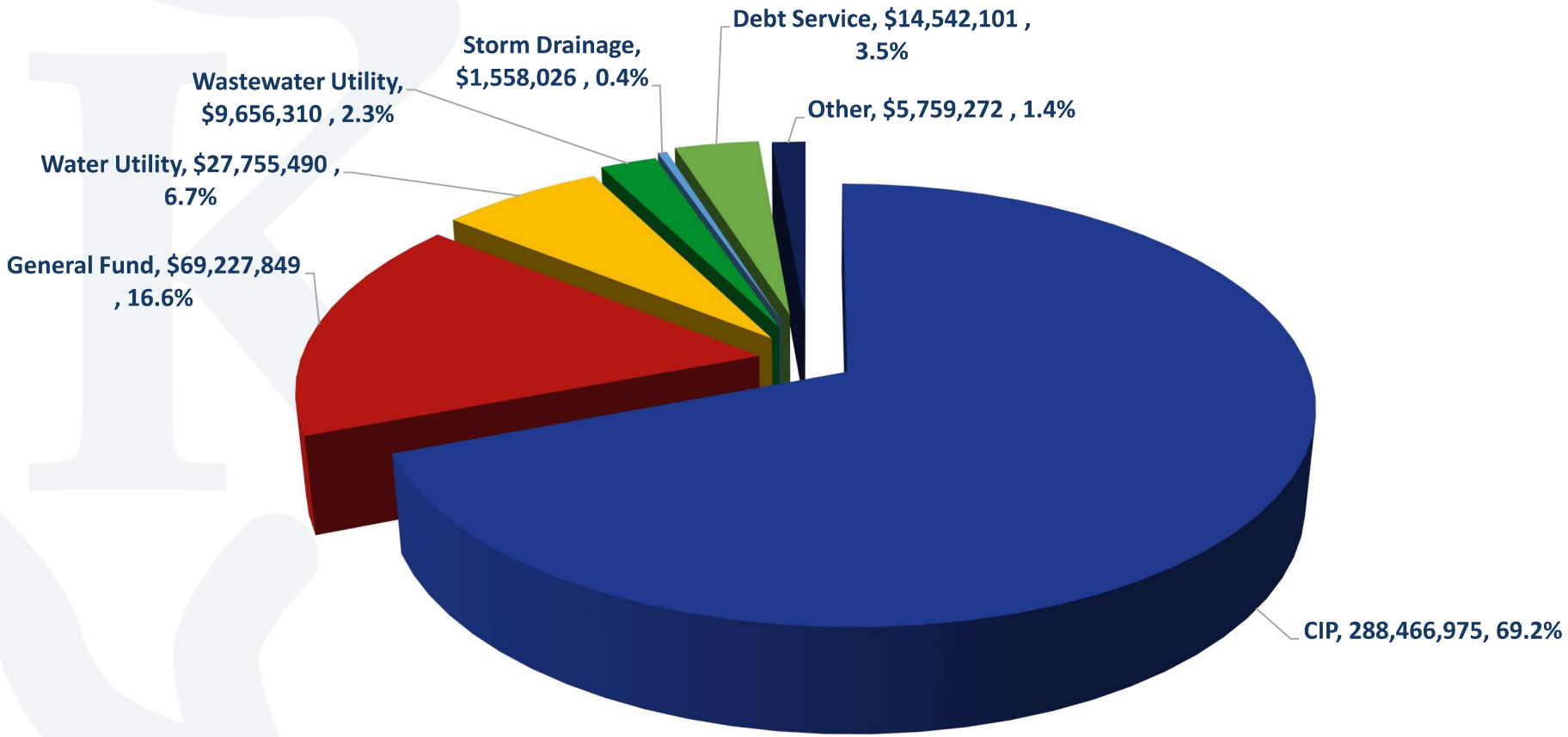

GENERAL FUND

PROPOSED BUDGET SUMMARY & HIGHLIGHTS

SUMMARY - GENERAL FUND
PROPOSED BUDGET FY 2026-27

Balanced proposed budget for FY 2026-27

- **$ 73.7 million total revenues and transfers-in**
- **$ 71.3 million total expenditures and transfers-out**
- **$ 20.4 million in estimated ending fund balance**
  - Estimated fund balance exceeds required minimum by $2.5 million
- **No new positions proposed**

REVENUE & TRANSFERS-IN GENERAL FUND

PROPOSED BUDGET FY 2026-27: $73,685,414

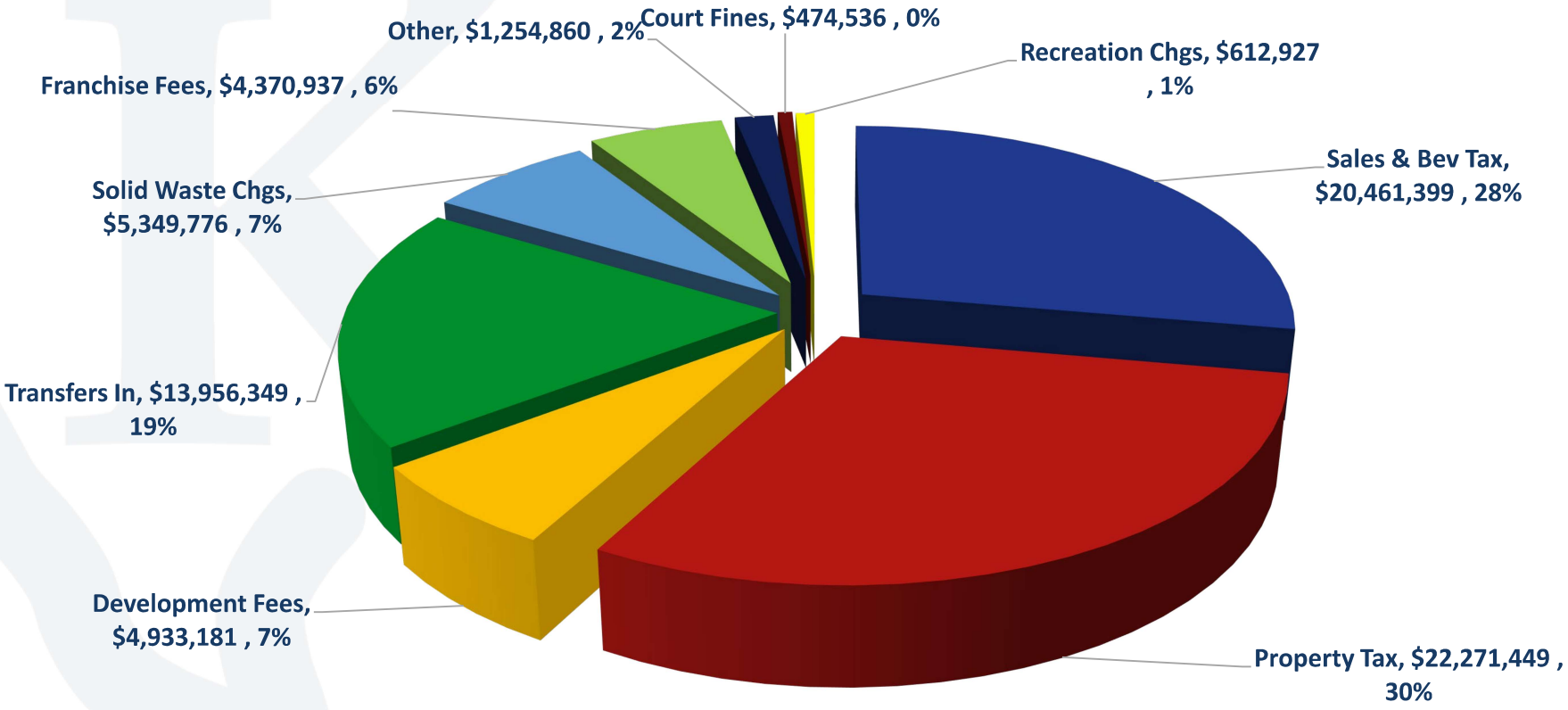

EXPENDITURES & TRANSFERS-OUT
GENERAL FUND
PROPOSED BUDGET FY 2026-27: $71,335,817

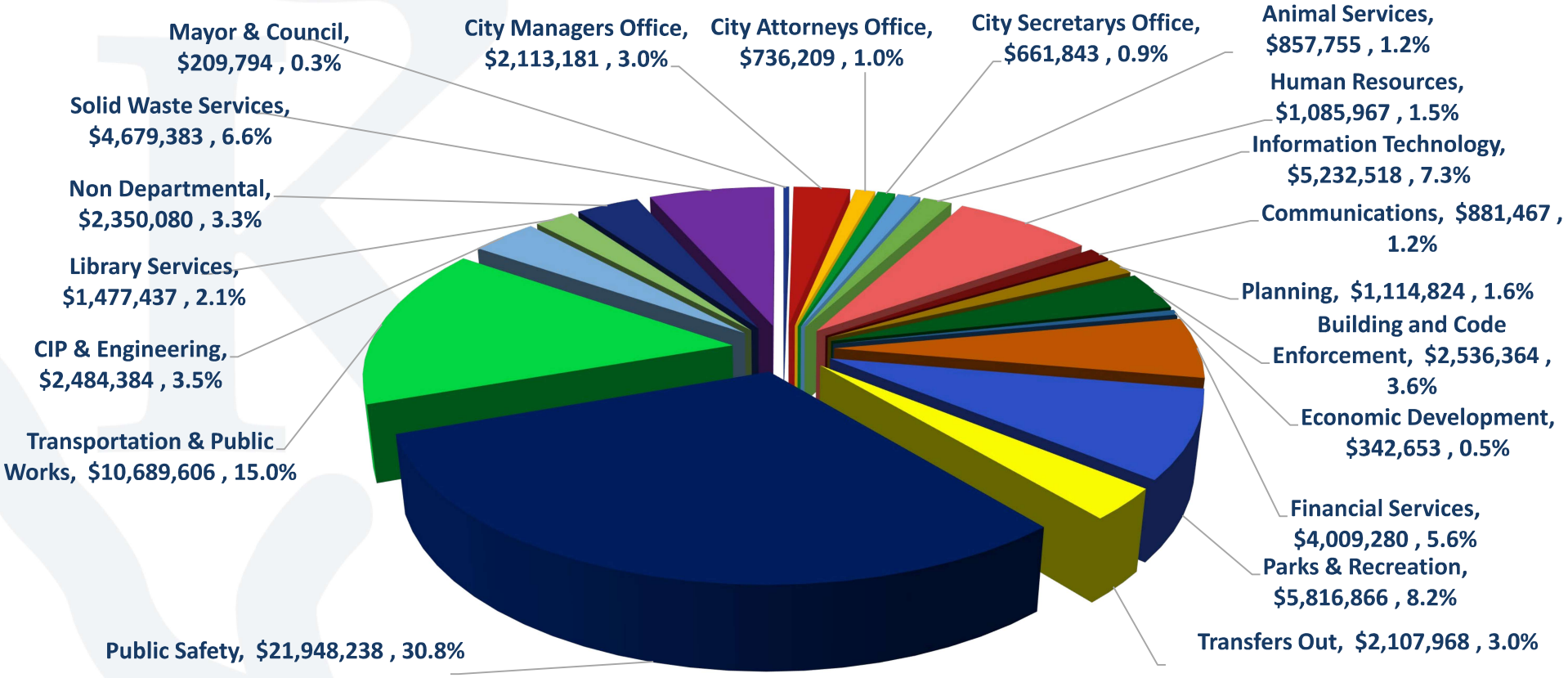

FUND SUMMARY - GENERAL FUND

PROPOSED BUDGET FY 2026-27 – LEVEL 1

		Actual 2023-24	Actual 2024-25	Approved Budget 2025-26	Year to Date w/Encumbrance 5/31/2026	Current Year Estimate 2025-26	ICM Proposed Budget 2026-27	Proposed $ Increase (Decrease) From FY 2025-26 Approved Budget	Proposed % Increase (Decrease) From FY 2025-26 Approved Budget
	BEGINNING FUND BALANCE	$ 34,218,420	$ 25,832,912	$ 19,244,259	$ 14,977,707	$ 14,977,707	$ 18,020,374		
	REVENUE								
1	Property Taxes	$ 17,787,140	$ 19,945,823	$ 21,669,253	$ 22,271,449	$ 22,554,610	$ 22,271,449	$ 602,197	2.78%
2	Sales Taxes	18,045,781	19,353,934	21,946,333	13,694,789	20,282,300	20,282,300	(1,664,033)	-7.58%
3	Other Taxes	282,706	290,571	258,183	221,154	179,099	179,099	(79,084)	-30.63%
4	Gross Receipts & Franchise Fees	3,708,497	3,911,684	4,042,089	3,073,740	4,569,269	4,370,937	328,848	8.14%
5	Charges for Services	5,000,012	5,280,152	5,321,123	3,627,826	5,448,491	5,349,776	28,654	0.54%
6	Fines and Forfeitures	407,840	515,848	503,000	303,811	474,536	474,536	(28,464)	-5.66%
7	Licenses, Fees and Permits	17,634	24,598	13,000	7,888	19,790	19,790	6,790	52.23%
8	Library Revenue	63,278	55,630	51,500	40,440	56,058	56,058	4,558	8.85%
9	Special Events	51,459	25,845	-	38,082	-	-	-	0.00%
10	Police Department Revenue	17,892	20,179	16,900	14,548	24,392	24,392	7,492	44.33%
11	Interest and Other	6,803,010	6,556,139	2,322,700	634,525	1,151,119	1,151,119	(1,171,581)	-50.44%
12	PID Administration Fee	3,401	3,355	3,500	710	3,500	3,500	-	0.00%
13	Construction Inspection	6,511,552	4,814,248	5,636,002	2,527,191	4,144,076	4,144,076	(1,491,926)	-26.47%
14	Land Use Planning & Review	1,497,358	1,814,553	1,362,334	600,621	789,105	789,105	(573,229)	-42.08%
15	Recreation Programs	301,364	350,971	324,000	271,756	612,927	612,927	288,927	89.18%
	TOTAL REVENUE	$ 60,498,927	$ 62,963,529	$ 63,469,916	$ 47,328,530	$ 60,309,272	$ 59,729,065	$ (3,740,852)	-5.89%
16	Transfer In:	$ 2,136,313	$ 9,884,444	$ 15,131,999	$ 7,566,000	$ 15,132,015	$ 13,956,349	$ (1,175,649)	-7.77%
	TOTAL REVENUE AND TRANSFERS IN:	$ 62,635,240	$ 72,847,974	$ 78,601,915	$ 54,894,530	$ 75,441,287	$ 73,685,414	$ (4,916,501)	-6.25%

FUND SUMMARY - GENERAL FUND

PROPOSED BUDGET FY 2026-27 – LEVEL 1

		Actual 2023-24	Actual 2024-25	Approved Budget 2025-26	Year to Date w/Encumbrance 5/31/2026	Current Year Estimate 2025-26	ICM Proposed Budget 2026-27	Proposed $ Increase (Decrease) From FY 2025-26 Approved Budget	Proposed % Increase (Decrease) From FY 2025-26 Approved Budget
	BEGINNING FUND BALANCE	$ 34,218,420	$ 25,832,912	$ 19,244,259	$ 14,977,707	$ 14,977,707	$ 18,020,374		
	EXPENDITURES								
	Mayor and Council								
1	Mayor	$ 57,276	$ 42,313	$ 33,292	$ 16,674	$ 27,968	$ 33,292	$ -	0.00%
2	Council District 1	43,958	28,308	29,417	11,805	20,954	29,417	-	0.00%
3	Council District 2	44,212	24,910	29,417	13,716	21,790	29,417	-	0.00%
4	Council District 3	24,672	20,046	29,417	15,479	23,638	29,417	-	0.00%
5	Council District 4	32,740	23,849	29,417	15,094	23,718	29,417	-	0.00%
6	Council District 5	32,225	25,302	29,417	12,528	20,722	29,417	-	0.00%
7	Council District 6	24,058	21,495	29,417	11,340	19,413	29,417	-	0.00%
	Total Mayor and Council:	$ 259,141	$ 186,222	$ 209,794	$ 96,636	$ 158,203	$ 209,794	$ -	0.00%
8	City Attorney's Office	$ 196,817	$ 575,224	$ 653,331	$ 405,881	$ 740,732	$ 736,209	$ 82,878	12.69%
9	City Manager's Office	1,573,079	1,596,073	1,996,558	1,207,200	1,581,174	2,113,181	116,623	5.84%
10	Animal Services	-	3,250	1,035,521	751,089	946,453	857,755	(177,766)	-17.17%
11	Administration	440,726	515,677	-	198,021	-	-	-	0.00%
12	Human Resources	924,838	964,613	1,337,271	693,457	970,102	1,085,967	(251,304)	-18.79%
13	Chief of Staff	-	1,704	-	-	-	-	-	0.00%
14	City Secretary's Office	525,475	608,903	726,678	673,340	744,035	661,843	(64,834)	-8.92%
15	Communications	755,912	1,085,482	1,299,569	850,304	1,098,081	881,467	(418,103)	-32.17%
16	Information Technology Services	1,436,091	4,847,785	5,748,613	4,409,092	5,944,804	5,232,518	(516,095)	-8.98%
17	Building and Code Enforcement	4,397,673	3,357,499	3,296,452	1,704,968	2,430,172	2,536,364	(760,089)	-23.06%
18	Planning Division	1,143,301	892,114	1,438,959	1,130,655	1,175,855	1,114,824	(324,135)	-22.53%
19	Economic Development	575,363	567,425	837,715	380,899	459,725	342,653	(495,062)	-59.10%
20	Financial Services Department	2,272,240	3,121,906	4,349,467	2,717,164	4,015,038	4,009,280	(340,188)	-7.82%
21	Parks and Recreation:	4,878,889	8,554,776	7,355,919	4,875,067	6,915,668	5,816,866	(1,539,052)	-20.92%
22	Library Services	1,178,777	1,669,606	1,702,806	1,196,383	1,568,786	1,477,437	(225,369)	-13.24%
23	Kyle Police Department:	17,550,473	21,259,562	20,320,039	14,381,250	21,565,572	21,948,238	1,628,199	8.01%
24	Council Initiated Programs	582,517	1,032,902	-	16,475	-	-	-	0.00%
25	Transportation & Public Works	8,255,821	8,458,424	13,293,410	8,044,906	11,331,411	10,689,606	(2,603,804)	-19.59%
26	CIP & Engineering	601,411	949,991	3,892,030	1,747,786	2,430,576	2,484,384	(1,407,646)	-36.17%
27	Solid Waste Services (Contract)	4,252,341	4,552,277	4,565,251	2,726,644	4,089,966	4,679,383	114,131	2.50%
	Departmental Total:	$ 51,800,883	$ 64,801,414	$ 74,059,382	$ 48,207,218	$ 68,166,353	$ 66,877,768	$ (7,181,614)	-9.70%
28	Non Departmental	$ 1,528,290	$ 2,425,155	$ 1,492,628	$ 765,272	$ 805,083	$ 770,082	$ (722,546)	-48.41%
29	Economic Incentive Program	1,923,380	1,232,136	1,580,000	501,555	1,319,215	1,580,000	-	0.00%
	TOTAL EXPENDITURES:	$ 55,252,553	$ 68,458,705	$ 77,132,009	$ 49,474,045	$ 70,290,651	$ 69,227,849	$ (7,904,160)	-10.25%
	TOTAL TRANSFERS OUT:	$ 15,768,195	$ 15,244,472	$ 2,107,968	$ 1,053,984	$ 2,107,969	$ 2,107,968	$ -	0.00%
	TOTAL EXPENDITURES & TRANSFERS OUT	$ 71,020,748	$ 83,703,177	$ 79,239,977	$ 50,528,129	$ 72,398,620	$ 71,335,817	$ (7,904,160)	-9.97%

FUND SUMMARY - GENERAL FUND

PROPOSED BUDGET FY 2026-27 – LEVEL 1

	Actual 2023-24	Actual 2024-25	Approved Budget 2025-26	Year to Date w/Encumbrance 5/31/2026	Current Year Estimate 2025-26	ICM Proposed Budget 2026-27	Proposed $ Increase (Decrease) From FY 2025-26 Approved Budget	Proposed % Increase (Decrease) From FY 2025-26 Approved Budget
BEGINNING FUND BALANCE	$ 34,218,420	$ 25,832,912	$ 19,244,259	$ 14,977,707	$ 14,977,707	$ 18,020,374		
TOTAL REVENUE AND TRANSFERS IN:	$ 62,635,240	$ 72,847,974	$ 78,601,915	$ 54,894,530	$ 75,441,287	$ 73,685,414	$ (4,916,501)	-6.25%
TOTAL EXPENDITURES & TRANSFERS OUT	$ 71,020,748	$ 83,703,177	$ 79,239,977	$ 50,528,129	$ 72,398,620	$ 71,335,817	$ (7,904,160)	-9.97%
TOTAL REVENUE & TRANSFERS-IN IN EXCESS (DEFICIT) OVER EXPENDITURES	$ (8,385,508)	$ (10,855,204)	$ (638,063)	$ 4,366,401	$ 3,042,667	$ 2,349,597		
ESTIMATED ENDING FUND BALANCE	**$ 25,832,912**	**$ 14,977,707**	**$ 18,606,197**	**$ 19,344,108**	**$ 18,020,374**	**$ 20,369,971**		

PROPERTY TAX RATES

STATISTICS & HIGHLIGHTS

CURRENT PROPERTY TAX RATES IN KYLE $2.44667

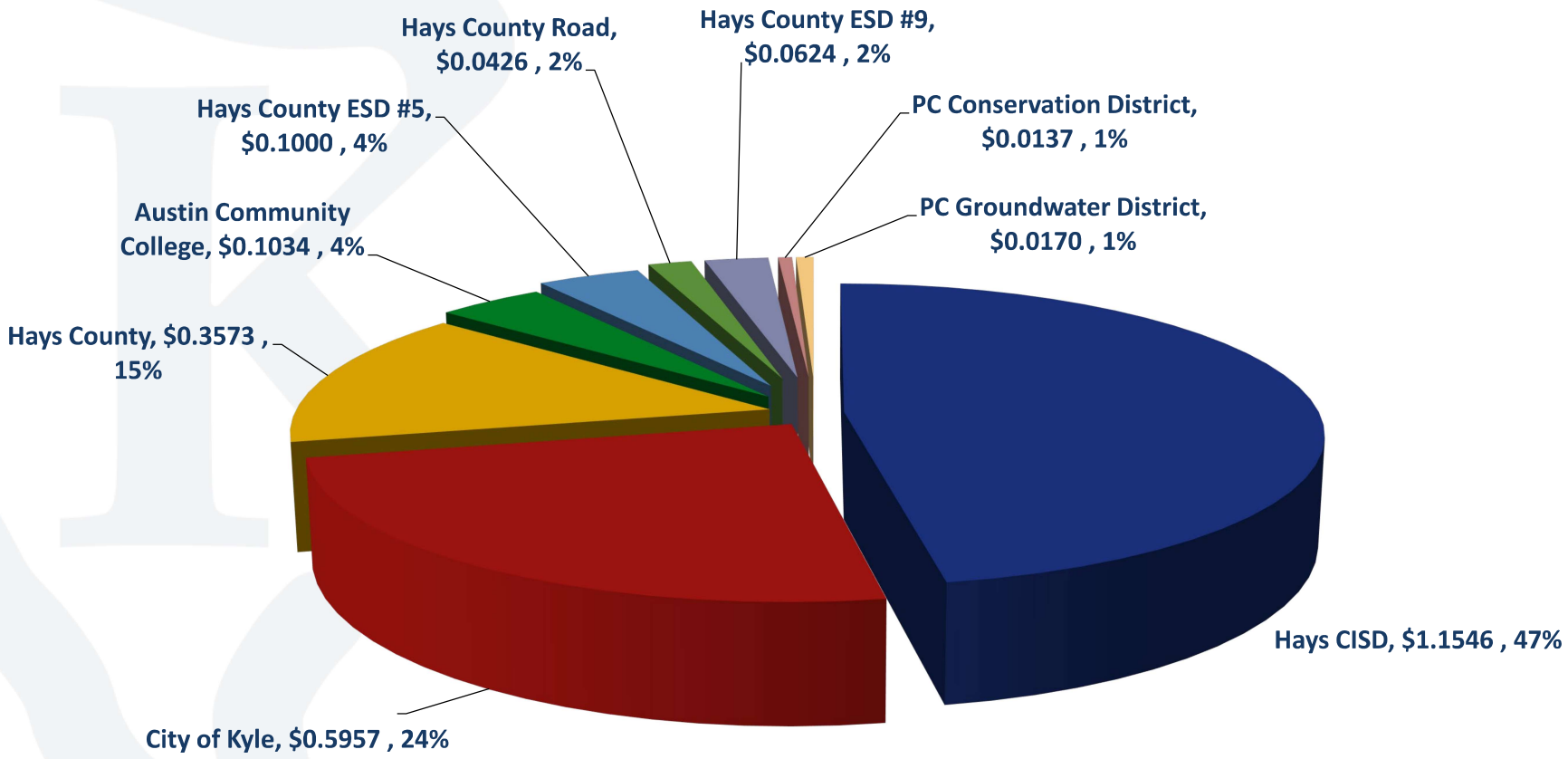

PROPERTY TAX RATE HISTORY
FISCAL YEARS 1990 – 2026

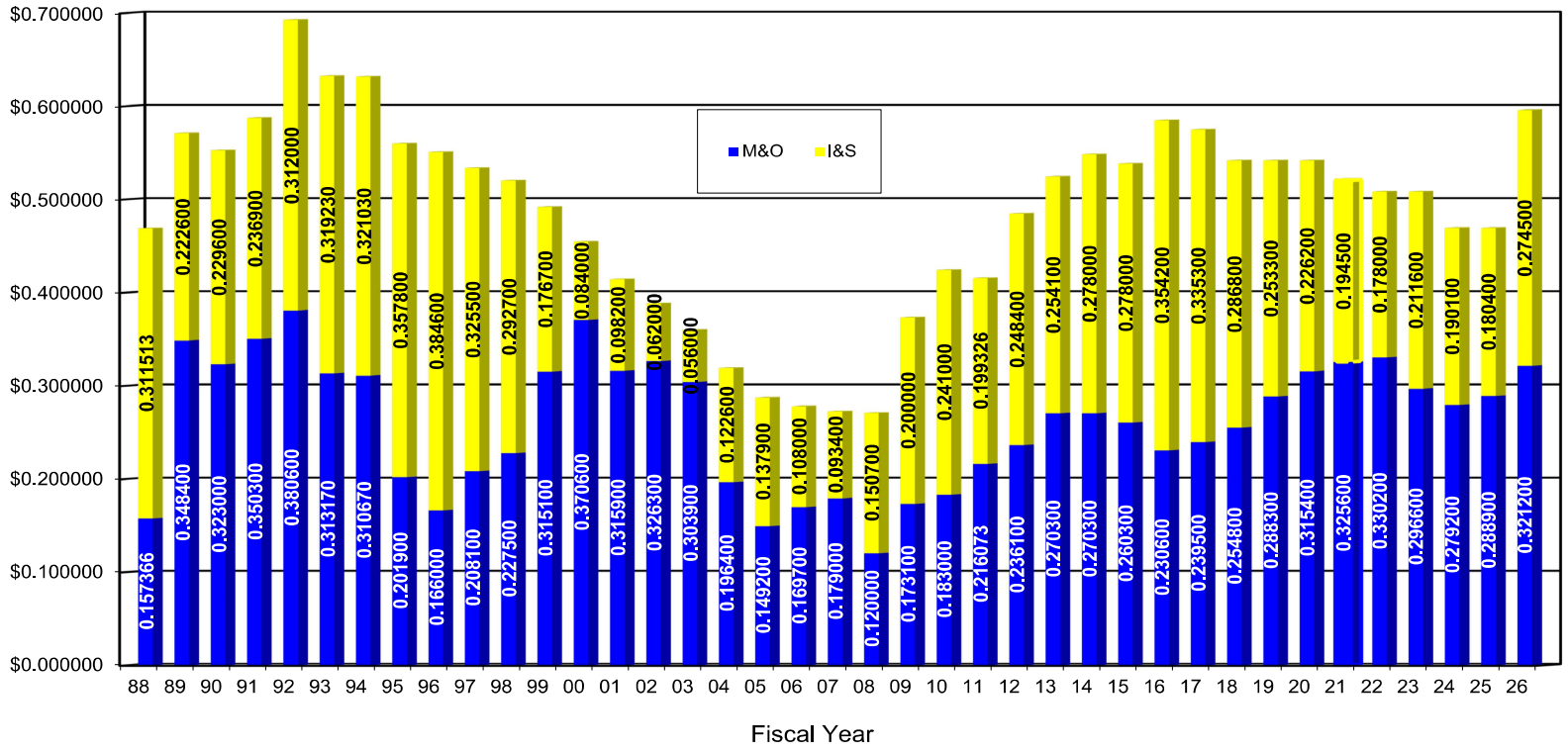

COMPARISON OF CURRENT PROPERTY TAX RATES

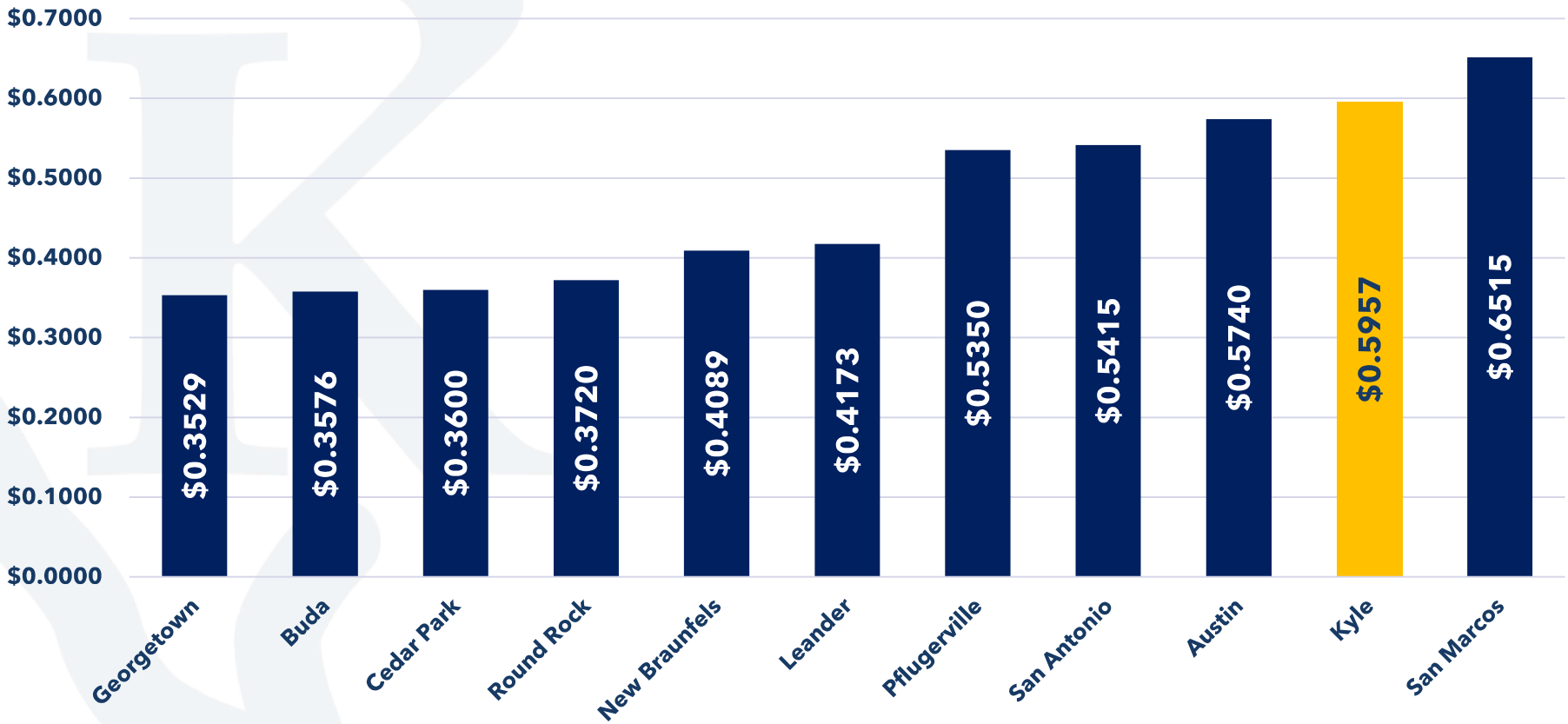

ASSESSED VALUATION PER CAPITA

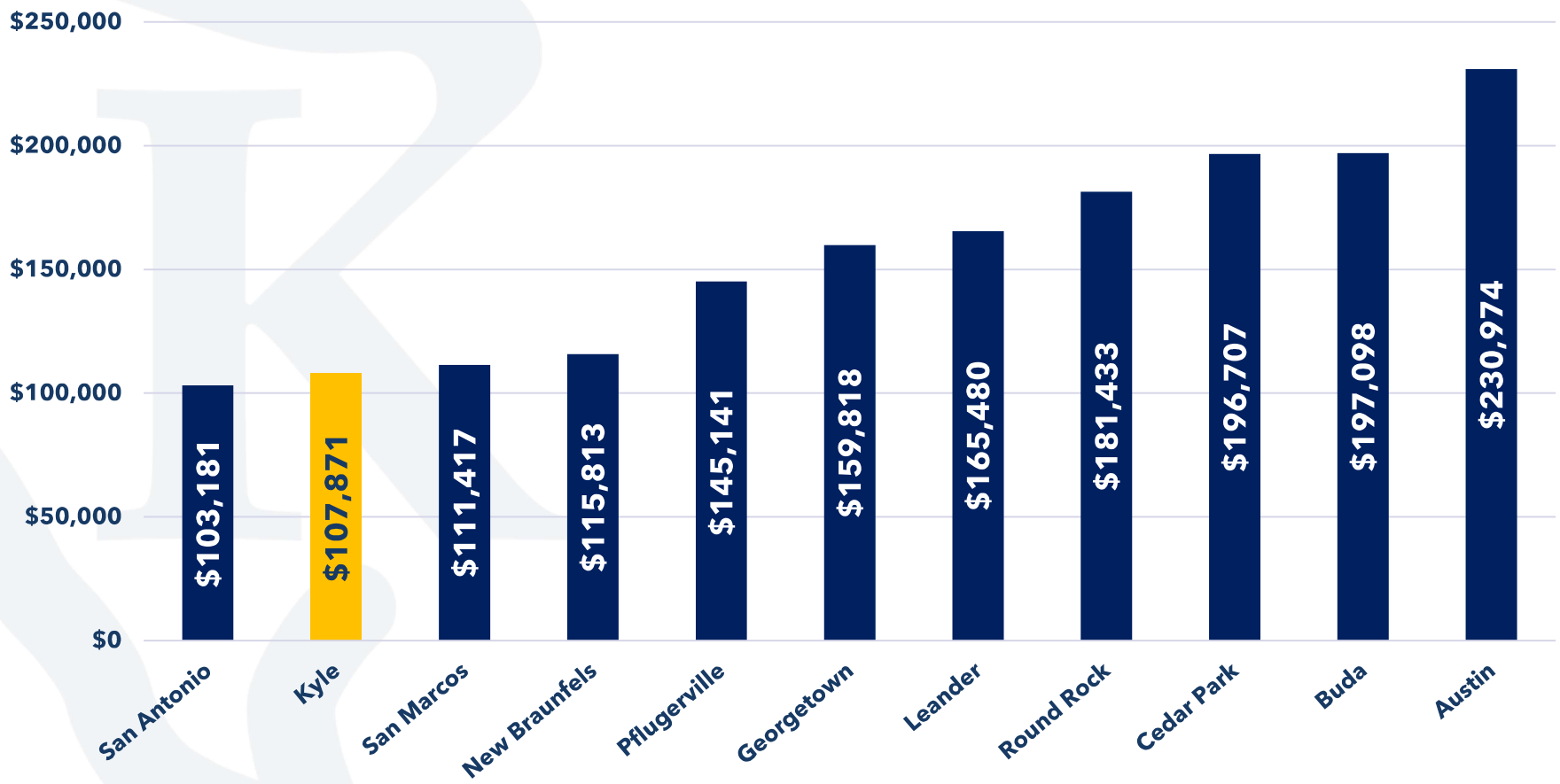

2026 CERTIFIED TAXABLE ASSESSED VALUATIONS

PROPOSED BUDGET FY 2026-27

2026 CHANGE IN TAXABLE ASSESSED VALUATION* (NET)	
2026 Total Certified Taxable Assessed Valuation* (Net)	$6,148,157,639
2025 Total Certified Taxable Assessed Valuation* (Net)	$6,227,671,682
$ Decrease in 2026 Certified Taxable Assessed Valuation* (Net)	($79,514,043)
% Decrease in 2026 Certified Taxable Assessed Valuation* (Net)	(1.28%)

* Excludes taxable assessed valuations retained in TIRZ # 1, 2, 3, 4, 5, & 6

2026 CERTIFIED PROPERTY TAX RATES

PROPOSED BUDGET FY 2026-27

2026 CHANGE IN AVERAGE HOME TAXABLE VALUATION & TAX BILL					
Tax Year	Average Home Value	Tax Rate	Tax Levy	Homestead Reduction	Average Net Tax Bill
2026	$298,621	$__.____	$_,___.__	($____.__)	$_,___.__
2025	$315,017	$0.5957	$1,876.56	($238.28)	$1,638.28
Proposed Change	$16,396	$__.____	$_,___.__	$_.____	$_,___.__

Awaiting certified tax rates calculations by the Hays County Tax Assessor-Collector

2026 CERTIFIED PROPERTY TAX RATES

PROPOSED BUDGET FY 2026-27

2026 PROPERTY TAX RATES FOR CITY OF KYLE				
	Current Tax Rate	No-New-Revenue Tax Rate	Voter-Approval Tax Rate	Proposed Tax Rate
Maintenance & Operations (M&O) Rate	$0.3212	$_.____	$_.____	$_.____
Interest & Sinking (I&S) Rate	$0.2745	$_.____	$_.____	$_.____
Total Property Tax Rate Per $100/TAV	$0.5957	$_.____	$_.____	$_.____

Awaiting certified tax rates calculations by the Hays County Tax Assessor-Collector

SALES TAX

STATISTICS & HIGHLIGHTS

SALES TAX COLLECTIONS 2008-2027

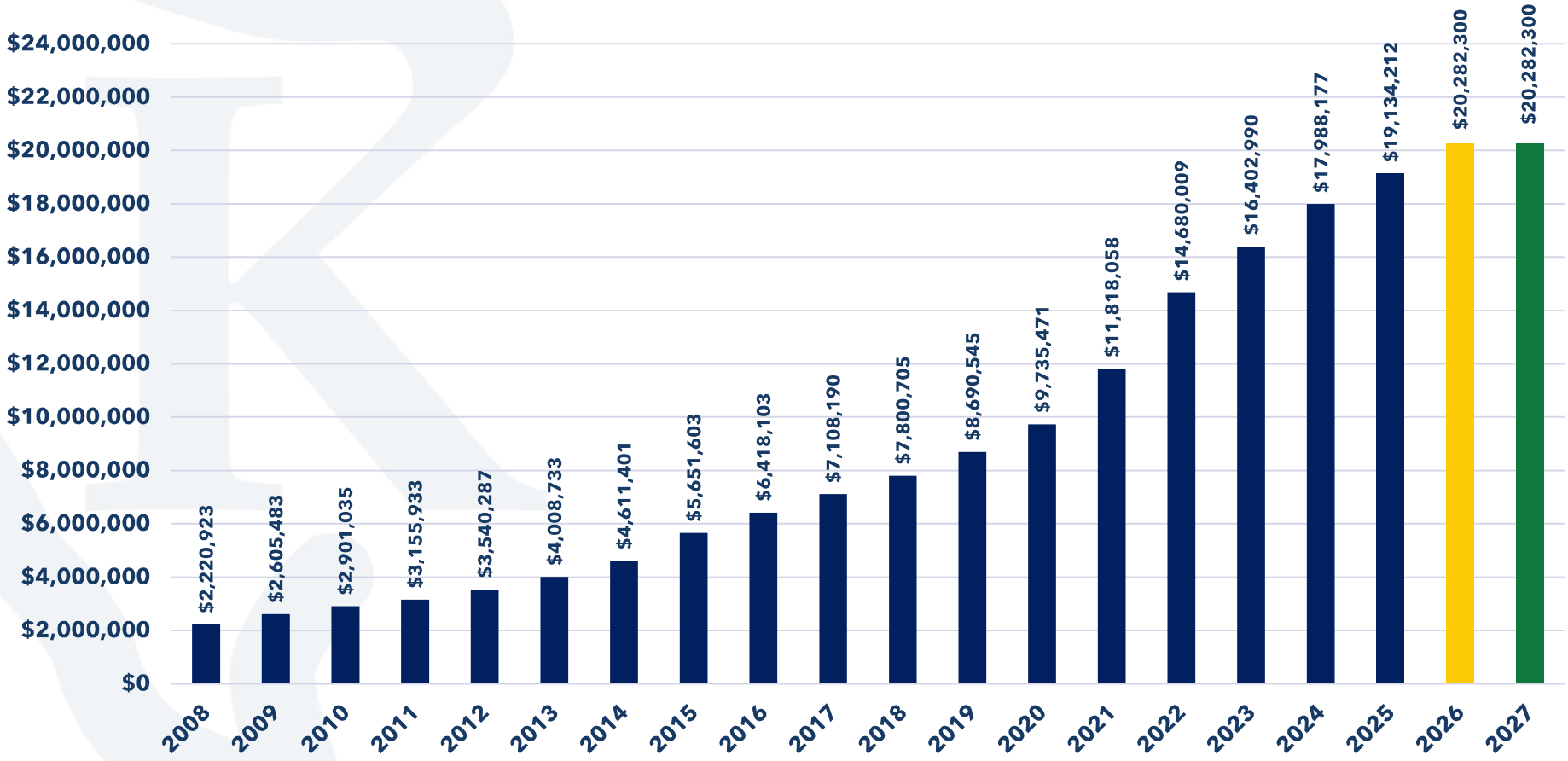

SALES TAX PER CAPITA

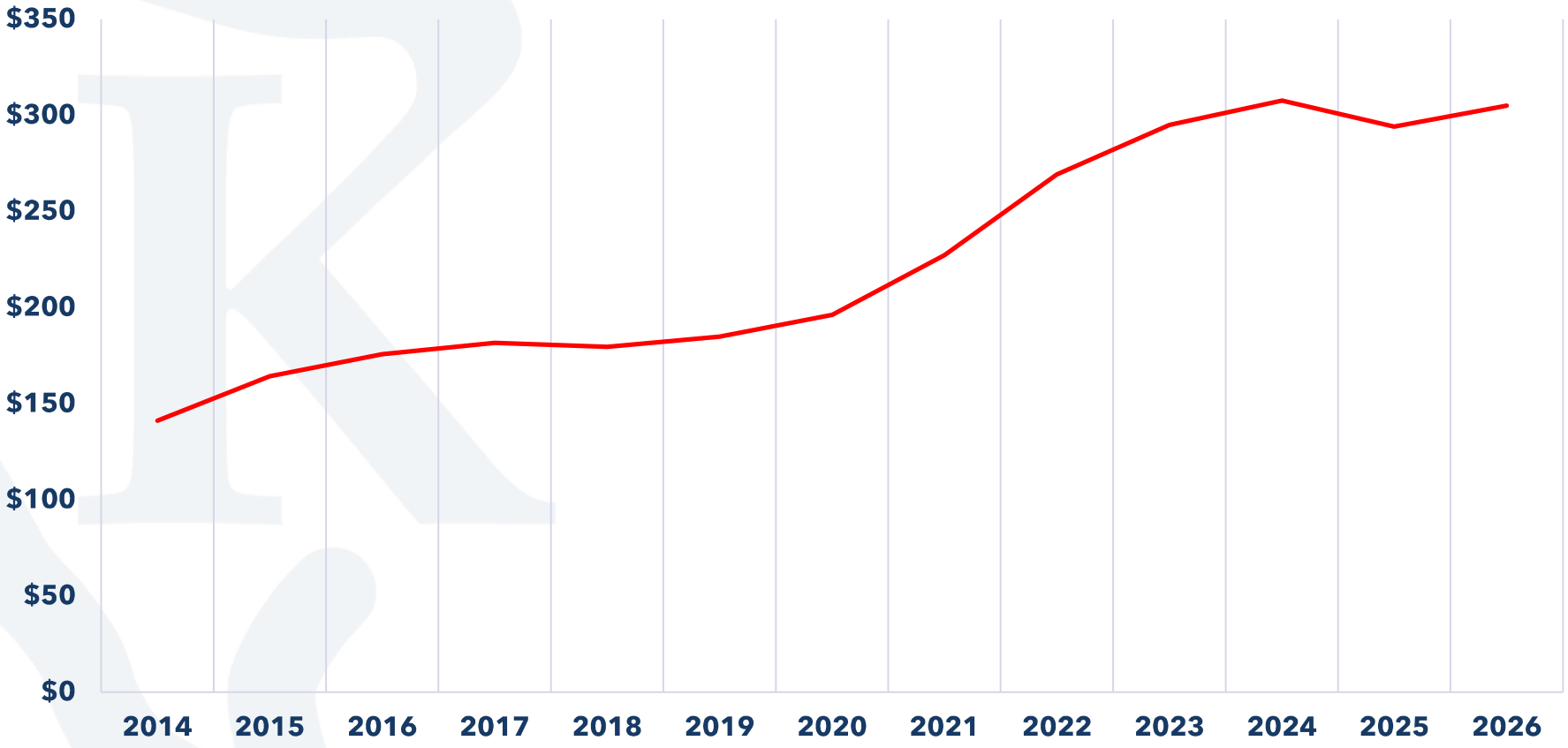

DEVELOPMENT REVENUE

STATISTICS & HIGHLIGHTS

Summary - Development Revenue

Proposed Budget FY 2026-27

- **$4.9 million total revenues budgeted**
  - $4.1 million Construction Inspection
  - $0.8 million Land Use Planning & Review

	Fiscal Year 2023-2024 Actuals	Fiscal Year 2024-2025 Actuals	Fiscal Year 2025-2026 Budget	Fiscal Year 2025-2026 CYE	Fiscal Year 2026-2027 Budget
BUILDINGS	$6,511,552	$4,814,248	$5,636,002	$4,144,076	$4,144,076
PLANNING	$1,497,358	$1,814,553	$1,362,334	$789,105	$789,105
TOTAL	$8,008,910	$6,628,801	$6,998,336	$4,933,181	$4,933,181

WATER UTILITY FUND

PROPOSED BUDGET SUMMARY & HIGHLIGHTS

SUMMARY - WATER UTILITY FUND

PROPOSED BUDGET FY 2026-27

- **$35.1 million total revenues and transfers-in**
- **$32.4 million total expenditures and transfers-out**
  - $2.1 million equity transfer to General Fund
  - $2.2 million indirect support cost reimbursement to General Fund
- **$24.0 million in estimated ending fund balance**
  - Estimated fund balance exceeds required minimum by $15.8 million
- **No fee increase proposed for water service rates in FY 2026-27**
- **No new positions proposed**

REVENUE & TRANSFERS-IN
WATER UTILITY FUND
PROPOSED BUDGET FY 2026-27: $35,060,036

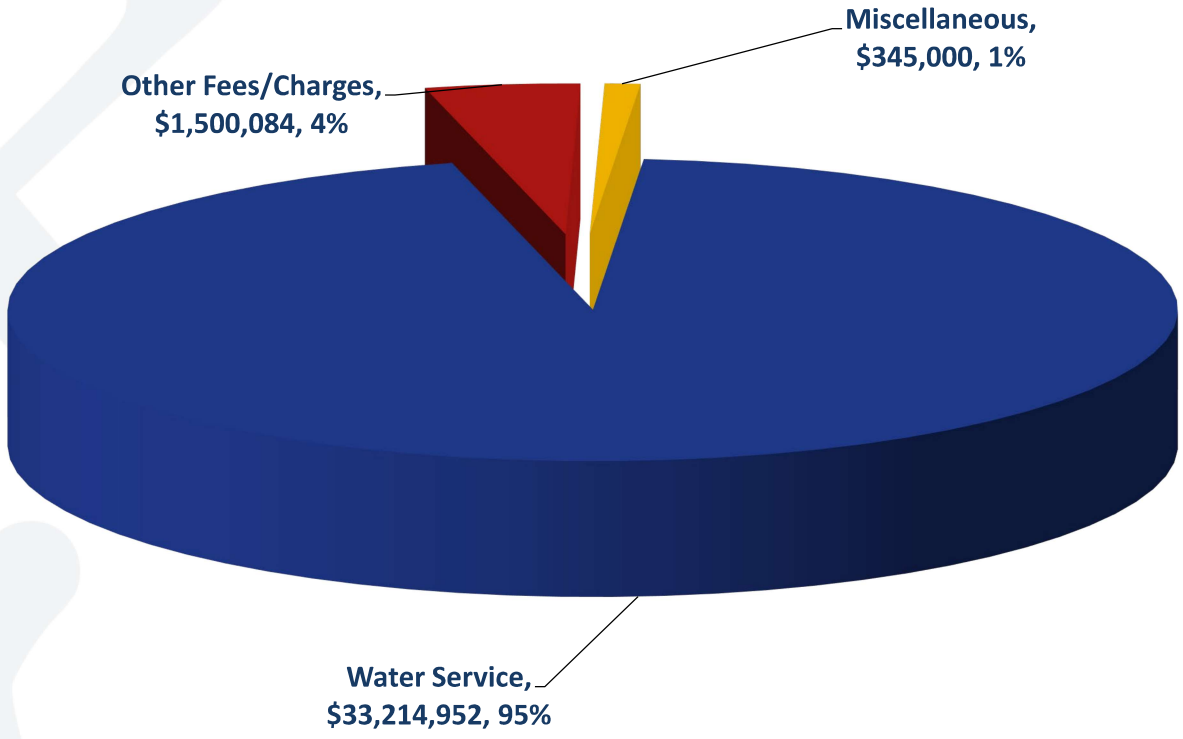

EXPENDITURES & TRANSFERS-OUT
WATER UTILITY FUND
PROPOSED BUDGET FY 2026-27: $32,447,933

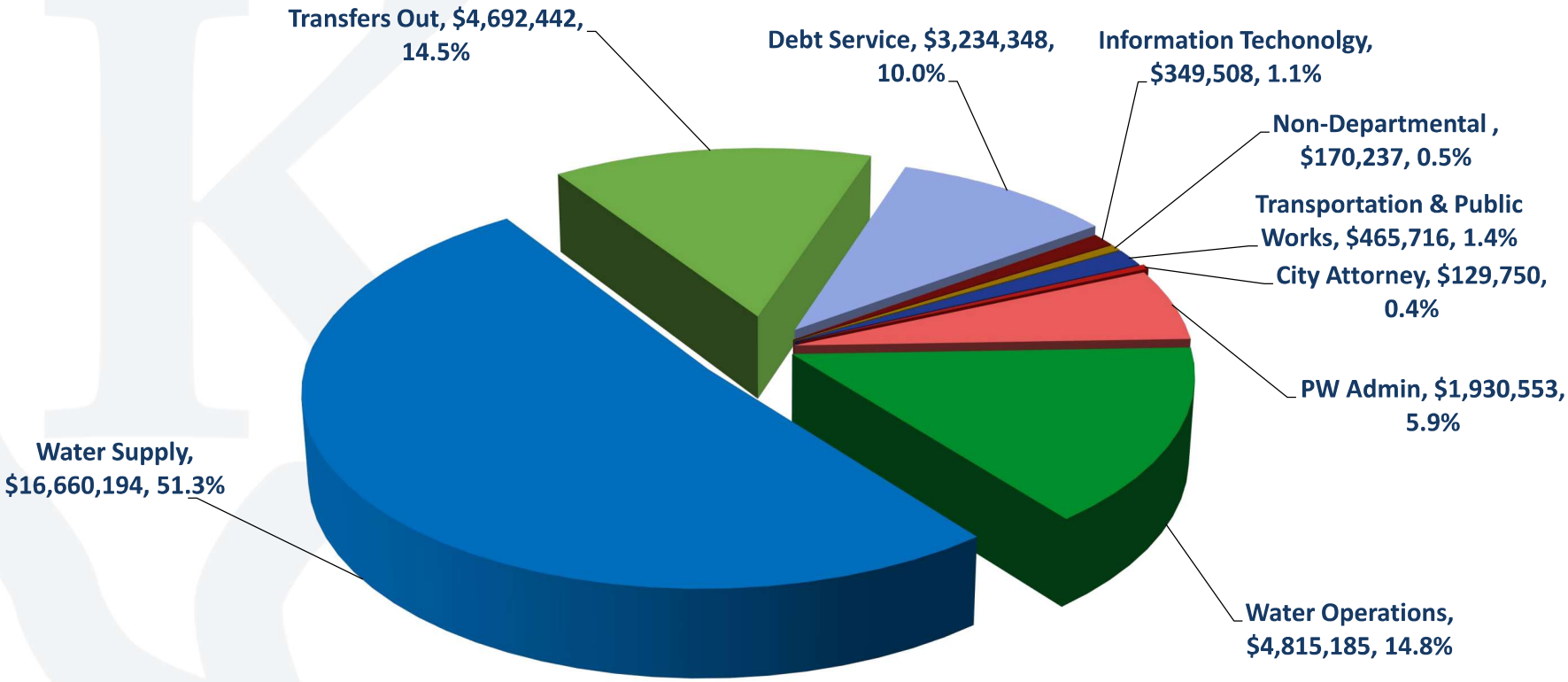

FUND SUMMARY - WATER UTILITY FUND

PROPOSED BUDGET FY 2026-27

		Actual 2023-24	Actual 2024-25	Approved Budget 2025-26	Year to Date w/Encumbrance 5/31/2026	Current Year Estimate 2025-26	ICM Proposed Base Budget 2026-27	ICM Supplemental Budget 2026-27	ICM Proposed Budget 2026-27	Proposed $ Increase (Decrease) From FY 2025-26 Approved Budget	Proposed % Increase (Decrease) From FY 2025-26 Approved Budget
	BEGINNING FUND BALANCE	$ 13,738,534	$ 15,005,254	$ 15,506,580	$ 18,197,866	$ 18,197,866	$ 21,344,312		$ 21,344,312		
	REVENUE:										
1	Water Sales	$ 18,196,116	$ 22,829,557	$ 26,823,975	$ 19,639,421	$ 29,736,722	$ 33,214,952	$ -	$ 33,214,952	$ 6,390,977	23.83%
2	Misc Water Charges	1,078,311	843,898	855,000	807,401	1,500,084	1,500,084	-	1,500,084	645,084	75.45%
3	Interest and Other	1,233,138	1,172,994	950,000	227,166	342,734	345,000	-	345,000	(605,000)	-63.68%
	TOTAL REVENUE:	$ 20,507,565	$ 24,846,449	$ 28,628,975	$ 20,673,988	$ 31,579,540	$ 35,060,036	$ -	$ 35,060,036	$ 6,431,061	22.46%
4	Transfer In	$ -	$ 4,946,490	$ -	$ -	$ -	$ -	$ -	$ -	$ -	0.00%
	TOTAL REVENUE AND TRANSFERS IN:	$ 20,507,565	$ 29,792,939	$ 28,628,975	$ 20,673,988	$ 31,579,540	$ 35,060,036	$ -	$ 35,060,036	$ 6,431,061	22.46%
	EXPENDITURES:										
5	City Attorney's Office	$ -	$ 2,048	$ 129,750	$ 66,015	$ 73,548	$ 129,750	$ -	$ 129,750	$ -	0.00%
6	Administrative Services	1,589,903	1,251,990	917,326	435,593	859,469	905,160	-	905,160	(12,166)	-1.33%
7	Information Technology	-	396,239	349,508	351,931	356,404	349,508	-	349,508	-	0.00%
8	Transportation & Public Works	415,428	548,373	340,113	184,787	311,347	465,716	-	465,716	125,604	36.93%
9	Water Utilities	14,472,523	15,863,086	23,500,817	11,978,871	20,092,675	22,500,771	-	22,500,771	(1,000,046)	-4.26%
10	Non-Departmental	107,352	119,243	407,822	149,233	169,233	170,237	-	170,237	(237,585)	-58.26%
11	General Debt I&S	-	-	3,202,000	-	1,900,000	3,234,348	-	3,234,348	32,348	1.01%
	TOTAL EXPENDITURES:	$ 16,585,205	$ 18,180,978	$ 28,847,335	$ 13,166,429	$ 23,762,676	$ 27,755,490	$ -	$ 27,755,490	$ (1,059,497)	-3.67%
	TOTAL TRANSFERS OUT:	$ 1,548,326	$ 3,113,656	$ 4,670,417	$ 2,335,208	$ 4,670,418	$ 4,692,442	$ -	$ 4,692,442	$ 22,025	0.47%
	TOTAL EXPENDITURES & TRANSFERS OUT	$ 18,133,531	$ 21,294,634	$ 33,517,752	$ 15,501,638	$ 28,433,094	$ 32,447,933	$ -	$ 32,447,933	$ (1,037,472)	-3.10%
	TOTAL REVENUE & TRANSFERS-IN IN EXCESS (DEFICIT) OVER EXPENDITURES	$ 2,374,034	$ 8,498,305	$ (4,888,777)	$ 5,172,351	$ 3,146,446	$ 2,612,103	$ -	$ 2,612,103		
	ADJUSTMENT PER AUDIT FOR RESTRICTED FUNDS	**$ (1,107,315)**	**$ (5,305,692)**								
	ESTIMATED ENDING FUND BALANCE	**$ 15,005,254**	**$ 18,197,866**	**$ 10,617,803**	**$ 23,370,217**	**$ 21,344,312**	**$ 23,956,416**		**$ 23,956,416**		

COMPARISON OF AVERAGE MONTHLY RESIDENTIAL BILL – WATER

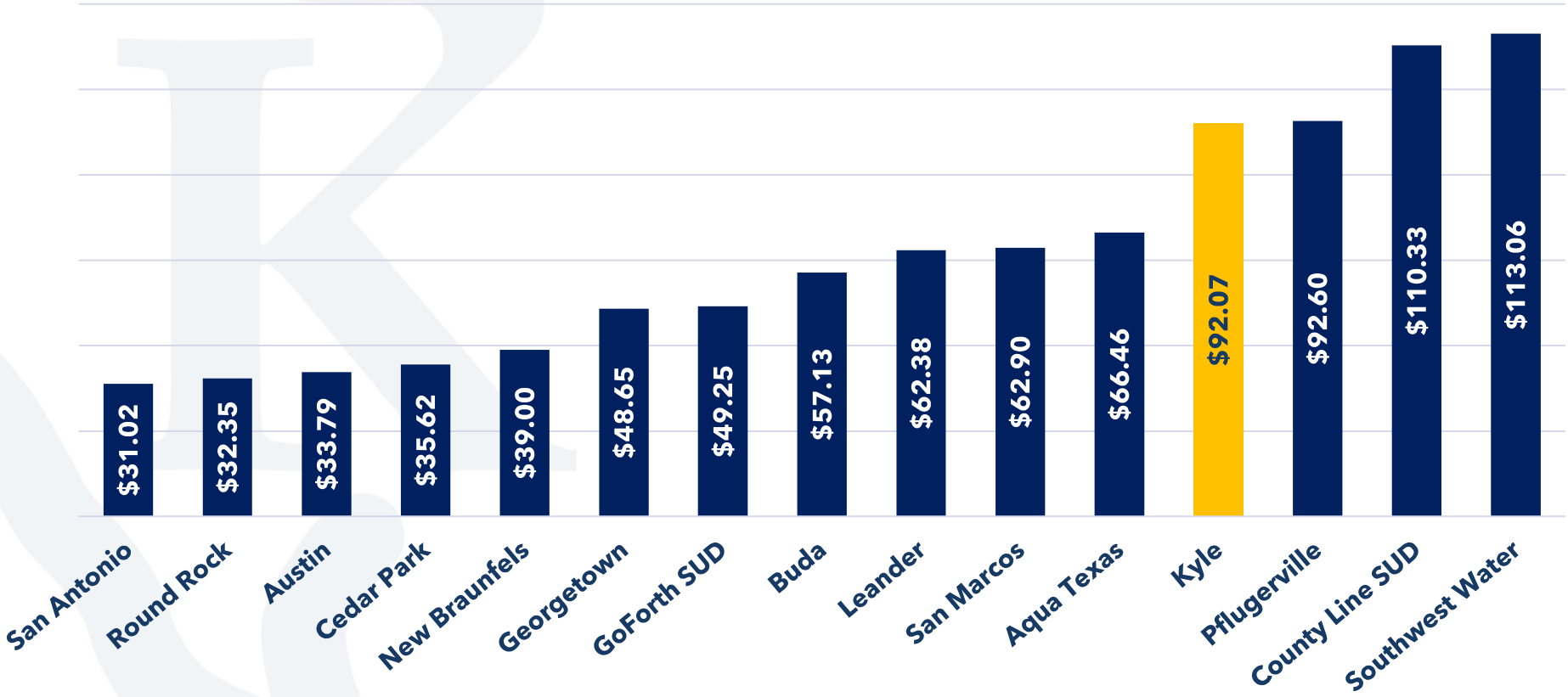

WASTEWATER UTILITY FUND

PROPOSED BUDGET SUMMARY & HIGHLIGHTS

SUMMARY - WASTEWATER UTILITY FUND

PROPOSED BUDGET FY 2026-27

- **$17.5 million total revenues and transfers-in**
- **$12.3 million total expenditures and transfers-out**
  - $1.2 million equity transfer to General Fund
  - $1.4 million indirect support cost reimbursement to General Fund
- **$30.9 million in estimated ending fund balance**
  - Estimated fund balance exceeds required minimum by $27.8 million
- **No fee increase proposed for wastewater service rates in FY 2026-27**
- **No new positions proposed**

REVENUE & TRANSFERS-IN WASTEWATER UTILITY FUND

PROPOSED BUDGET FY 2026-27: $17,534,841

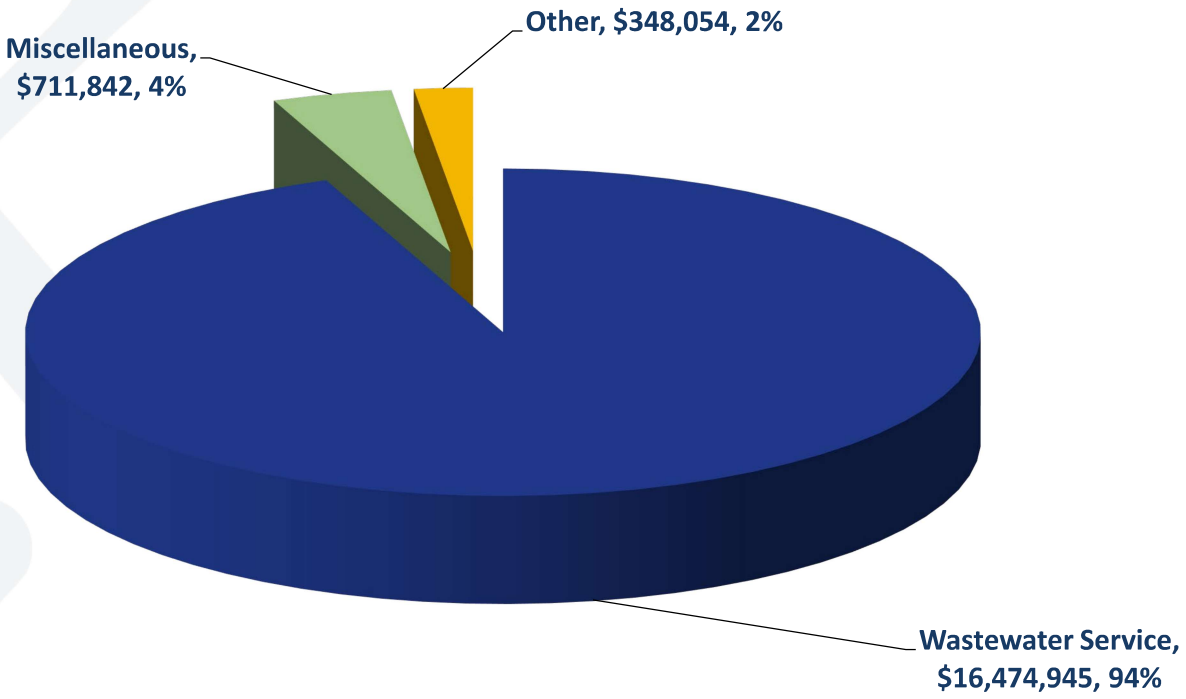

EXPENDITURES & TRANSFERS-OUT WASTEWATER UTILITY FUND

PROPOSED BUDGET FY 2026-27: $12,297,625

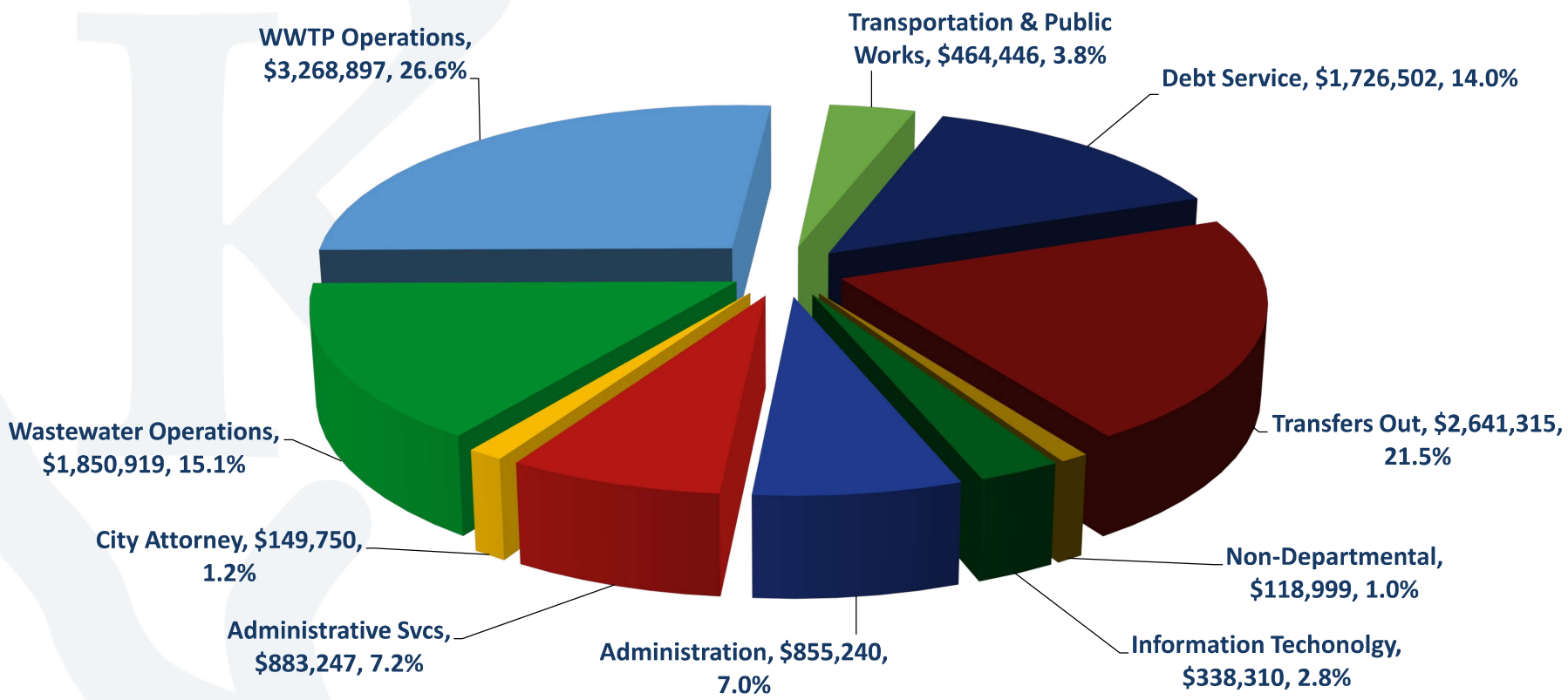

FUND SUMMARY
WASTEWATER UTILITY FUND

		Actual 2023-24	Actual 2024-25	Approved Budget 2025-26	Year to Date w/Encumbrance 5/31/2026	Current Year Estimate 2025-26	ICM Proposed Base Budget 2026-27	ICM Supplemental Budget 2026-27	ICM Proposed Budget 2026-27	Proposed $ Increase (Decrease) From FY 2025-26 Approved Budget	Proposed % Increase (Decrease) From FY 2025-26 Approved Budget
	BEGINNING FUND BALANCE	$ 10,232,900	$ 14,146,013	$ 15,152,117	$ 18,892,948	$ 18,892,948	$ 25,622,718		$ 25,622,718		
	REVENUE:										
1	Wastewater Service Charges	$ 12,414,644	$ 14,832,064	$ 15,088,836	$ 11,262,106	$ 17,096,739	$ 16,474,945	$ -	$ 16,474,945	$ 1,386,109	9.19%
2	Misc Wastewater Charges	443,026	348,871	235,000	362,238	711,842	711,842	-	711,842	476,842	202.91%
3	Interest and Other	714,480	1,810,119	520,000	230,033	348,054	348,054	-	348,054	(171,946)	-33.07%
	TOTAL REVENUE:	$ 13,572,150	$ 16,991,054	$ 15,843,836	$ 11,854,377	$ 18,156,635	$ 17,534,841	$ -	$ 17,534,841	$ 1,691,005	10.67%
4	Transfer In	$ -	$ -	$ -	$ -	$ -	$ -	$ -	$ -	$ -	0.00%
	TOTAL REVENUE AND TRANSFERS IN:	$ 13,572,150	$ 16,991,054	$ 15,843,836	$ 11,854,377	$ 18,156,635	$ 17,534,841	$ -	$ 17,534,841	$ 1,691,005	10.67%
	EXPENDITURES:										
5	City Attorney's Office	$ -	$ 385	$ 149,750	$ 69,572	$ 74,396	$ 149,750	$ -	$ 149,750	$ -	0.00%
6	Administrative Services	1,071,402	1,188,194	875,006	332,619	769,935	883,246	-	883,246	8,240	0.94%
7	Information Technology	-	368,848	338,310	349,239	349,432	338,310	-	338,310	-	0.00%
8	Transportation & Public Works:	423,937	542,241	840,853	181,884	273,537	464,446	-	464,446	(376,406)	-44.76%
9	Water Utilities	4,474,882	4,762,100	7,095,891	3,771,456	5,455,767	5,975,056	-	5,975,056	(1,120,835)	-15.80%
10	Non-Departmental	36,414	99,668	336,588	99,976	121,338	118,999	-	118,999	(217,589)	-64.65%
11	Debt Service	1,022,614	990,865	1,744,600	403,069	1,744,600	1,726,502	-	1,726,502	(18,098)	-1.04%
	TOTAL EXPENDITURES:	$ 7,029,249	$ 7,952,301	$ 11,380,998	$ 5,207,815	$ 8,789,005	$ 9,656,310	$ -	$ 9,656,310	$ (1,724,688)	-15.15%
	TOTAL TRANSFERS OUT:	$ 1,212,173	$ 1,997,651	$ 2,637,860	$ 1,318,930	$ 2,637,860	$ 2,641,315	$ -	$ 2,641,315	$ 3,455	0.13%
	TOTAL EXPENDITURES & TRANSFERS OUT	$ 8,241,422	$ 9,949,952	$ 14,018,858	$ 6,526,745	$ 11,426,865	$ 12,297,625	$ -	$ 12,297,625	$ (1,721,233)	-12.28%
	TOTAL REVENUE & TRANSFERS-IN IN EXCESS (DEFICIT) OVER EXPENDITURES	$ 5,330,728	$ 7,041,102	$ 1,824,978	$ 5,327,632	$ 6,729,770	$ 5,237,216	$ -	$ 5,237,216		
	ADJUSTMENT PER AUDIT FOR RESTRICTED FUNDS	**$ (1,417,615)**	**$ (2,294,167)**								
	ESTIMATED ENDING FUND BALANCE	**$ 14,146,013**	**$ 18,892,948**	**$ 16,977,095**	**$ 24,220,580**	**$ 25,622,718**	**$ 30,859,934**		**$ 30,859,934**		

COMPARISON OF AVERAGE MONTHLY RESIDENTIAL BILL – WASTEWATER

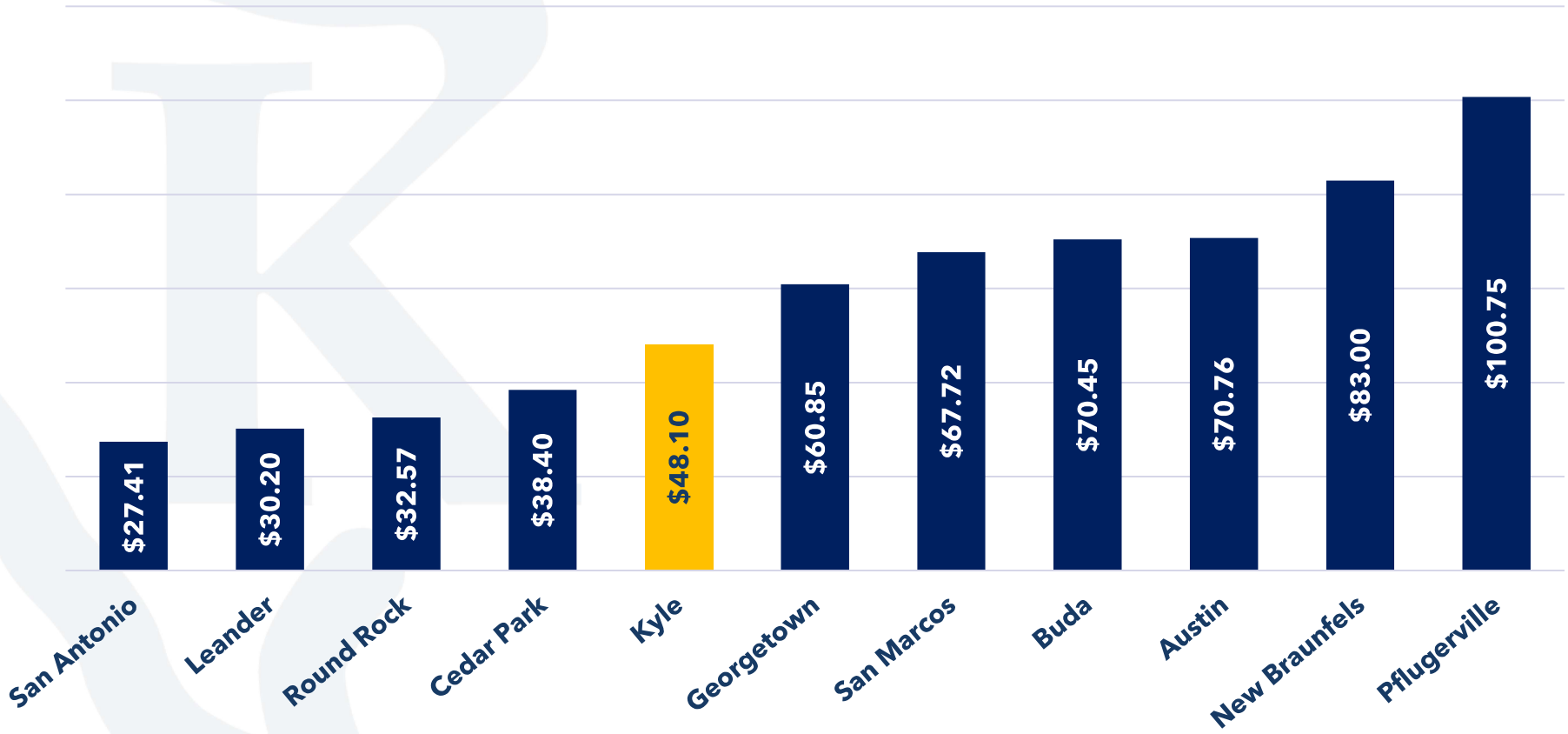

STORM DRAINAGE UTILITY FUND

PROPOSED BUDGET SUMMARY & HIGHLIGHTS

SUMMARY - STORM DRAINAGE UTILITY FUND
PROPOSED BUDGET FY 2026-27

- **$2.3 million total revenues and transfers-in**
- **$1.8 million total expenditures and transfers-out**
  - $0.24 million indirect support cost reimbursement to General Fund
- **$1.5 million in estimated ending fund balance**
- **No fee increase proposed for storm drainage fees in FY 2026-27**

REVENUE & TRANSFERS-IN
STORM DRAINAGE UTILITY FUND
PROPOSED BUDGET FY 2026-27: $2,259,954

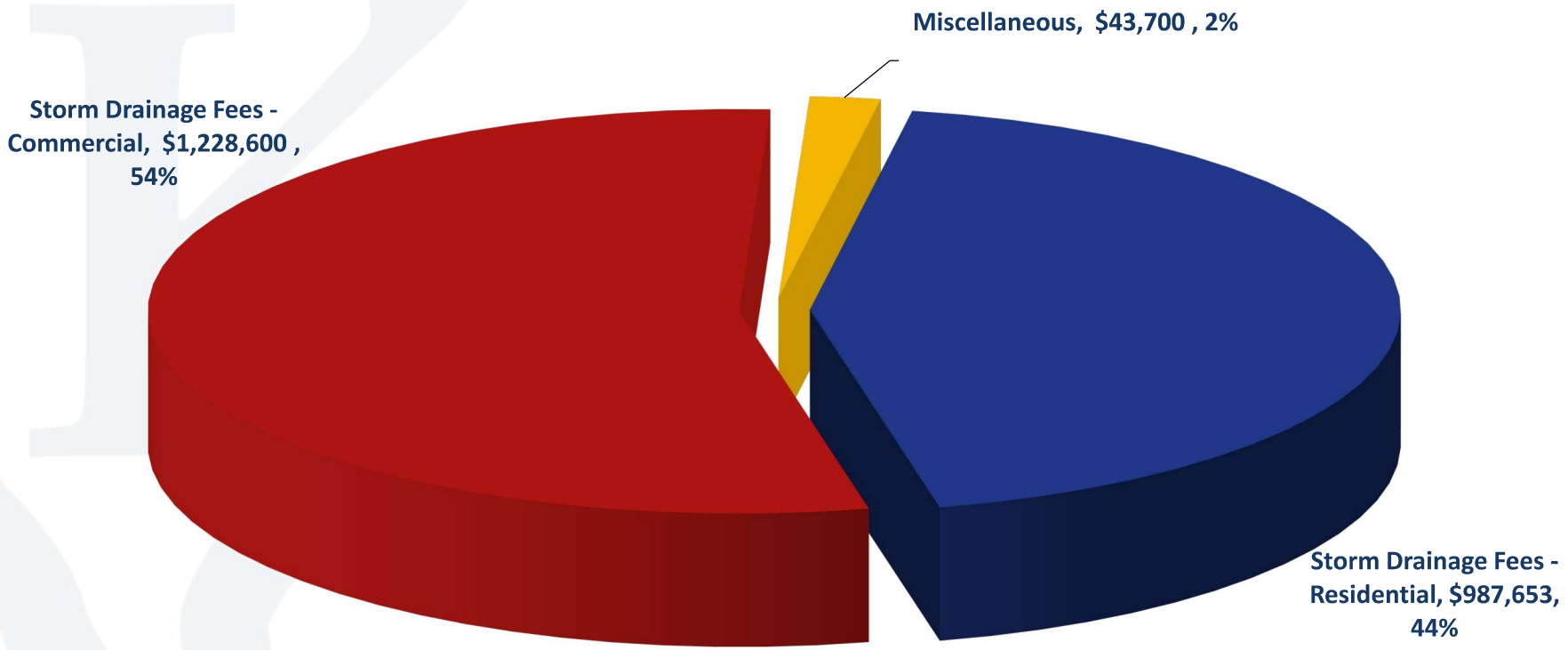

EXPENDITURES & TRANSFERS-OUT
STORM DRAINAGE UTILITY FUND
PROPOSED BUDGET FY 2026-27: $1,797,779

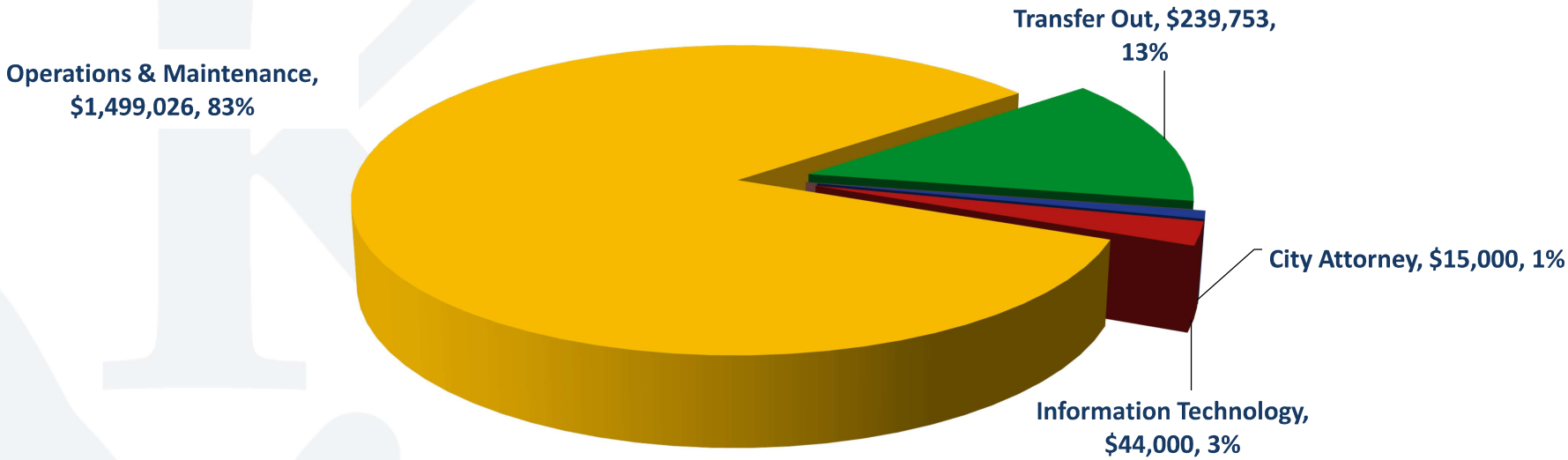

FUND SUMMARY
STORM DRAINAGE UTILITY FUND
PROPOSED BUDGET FY 2026-27

		Actual 2023-24	Actual 2024-25	Approved Budget 2025-26	Year to Date w/Encumbrance 5/31/2026	Current Year Estimate 2025-26	ICM Proposed Base Budget 2026-27	ICM Supplemental Budget 2026-27	ICM Proposed Budget 2026-27	Proposed $ Increase (Decrease) From FY 2025-26 Approved Budget	Proposed % Increase (Decrease) From FY 2025-26 Approved Budget
	BEGINNING FUND BALANCE	$ 1,257,406	$ 1,299,041	$ 1,572,771	$ 1,714,526	$ 1,714,526	$ 1,078,802		$ 1,078,802		
	REVENUE:										
1	Drainage Fee - Residential	$ 901,122	$ 942,189	$ 1,186,920	$ 638,220	$ 958,887	$ 987,653	$ -	$ 987,653	$ (199,267)	-16.79%
2	Drainage Fee - Commercial	995,026	1,202,902	885,281	795,153	1,192,816	1,228,600	-	1,228,600	343,319	38.78%
3	Floodplain Development Application Review Fee	-	750	1,500	-	-	-	-	-	(1,500)	-100.00%
4	Interest Income	34,731	73,840	39,727	5,609	12,435	12,435		12,435	(27,292)	
5	Misc Drainage Fee	51,866	27,294	27,377	20,226	31,265	31,265	-	31,265	3,888	14.20%
	TOTAL REVENUE:	$ 1,982,744	$ 2,246,975	$ 2,140,805	$ 1,459,207	$ 2,195,403	$ 2,259,954	$ -	$ 2,259,954	$ 119,149	5.57%
6	Transfer In - G/F	$ -	$ -	$ -	$ -	$ -	$ -	$ -	$ -	$ -	0.00%
	TOTAL REVENUE AND TRANSFERS IN:	$ 1,982,744	$ 2,246,975	$ 2,140,805	$ 1,459,207	$ 2,195,403	$ 2,259,954	$ -	$ 2,259,954	$ 119,149	5.57%
	EXPENDITURES:										
7	City Attorney's Office	$ -	$ 245	$ 15,000	$ -	$ 15,000	$ 15,000	$ -	$ 15,000	$ -	0.00%
8	Information Technology	-	33,189	44,000	85,643	85,643	44,000	-	44,000	-	0.00%
9	Transportation & Public Works	1,435,922	1,585,630	2,649,308	1,965,268	2,490,730	1,499,026	-	1,499,026	(1,150,282)	-43.42%
10	Non-Departmental	(3,861)	5,471	64,319	-	-	-	-	-	(64,319)	-100.00%
	TOTAL EXPENDITURES:	$ 1,432,061	$ 1,624,536	$ 2,772,627	$ 2,050,911	$ 2,591,373	$ 1,558,026	$ -	$ 1,558,026	$ (1,214,601)	-43.81%
	TOTAL TRANSFERS OUT:	$ 500,000	$ 217,957	$ 239,753	$ 119,876	$ 239,753	$ 239,753	$ -	$ 239,753	$ -	0.00%
	TOTAL EXPENDITURES & TRANSFERS OUT	$ 1,932,061	$ 1,842,493	$ 3,012,380	$ 2,170,788	$ 2,831,126	$ 1,797,779	$ -	$ 1,797,779	$ (1,214,601)	-40.32%
	TOTAL REVENUE & TRANSFERS-IN IN EXCESS (DEFICIT) OVER EXPENDITURES	$ 50,683	$ 404,483	$ (871,574)	$ (711,581)	$ (635,723)	$ 462,175	$ -	$ 462,175		
	ESTIMATED ENDING FUND BALANCE	**$ 1,299,041**	**$ 1,714,526**	**$ 701,197**	**$ 1,002,945**	**$ 1,078,802**	**$ 1,540,977**		**$ 1,540,977**		

PROPOSED 5-YEAR CAPITAL IMPROVEMENTS PLAN (CIP) FISCAL YEARS 2027 TO 2031

SUMMARY OF PROPOSED 5-YEAR CAPITAL IMPROVEMENTS PLAN (CIP)

1. 5-Year CIP Spending Plan Covers = FY 2027 to FY 2031
2. Number of Proposed Projects = 82
3. Proposed CIP Spending FY 2026-27 = $288.5 Million
4. Proposed 5-Year CIP Spending Plan = $838.8 Million
   - Tax-Supported CIPs = $379.6 Million or 45.3%
   - Non-Tax Supported CIPs = $459.2 Million or 54.7%

	FY 2026	FY 2027	FY 2028	FY 2029	FY 2030	Total
5-Year Spending Plan FY 2026-2030	$288.5M	$290.1M	$152.1M	$60.5M	$47.6M	$838.8M

A complete listing of all CIP projects are provided in the budget document.

PROPOSED 5-YEAR CAPITAL IMPROVEMENTS PLAN (CIP) FISCAL YEARS 2027-2031 ($ IN MILLIONS)

Funding Source	FY 2027	FY 2028	FY 2029	FY 2030	FY 2031	Total
1. General Fund	$5.3	$3.4	$4.9	$3.4	$3.4	$20.3
2. Park Development Fund	$2.0	$1.3	$0.5	$0.5	$0.5	$4.8
3. Water Utility Fund	$50.1	$27.5	$10.8	$21.3	$25.9	$135.4
4. Wastewater Utility Fund	$80.3	$110.1	$74.3	$3.9	$4.5	$272.9
5. Storm Drainage Utility Fund	$2.1	$4.6	$2.0	$2.0	$3.0	$13.8
6. 2022 Road Bond Fund	$99.7	$76.1	$32.4	$11.3	-	$219.5
7. TIRZ #1 Fund	$1.5	$2.5	-	-	-	$4.0
8. TIRZ #2 Fund	$25.2	-	-	-	-	$25.2
9. TIRZ #4 Fund	$5.0	$1.5	-	-	-	$6.5
Continued...						

A complete listing of all CIP projects are provided in the budget document.

PROPOSED 5-YEAR CAPITAL IMPROVEMENTS PLAN (CIP) FY 2027-2031 ($ IN MILLIONS)

Funding Source	FY 2027	FY 2028	FY 2029	FY 2030	FY 2031	Total
10. 2020 GO Bond Fund (Parks)	$2.8	$8.0	-	-	-	$7.5
11. CDBG Grant	$0.6	$0.3	$0.3	$0.3	$0.3	$1.8
12. FUTURE CO (PW)/UNFUNDED	$23.8	$21.2	$27.1	$18.0	$6.0	$96.0
13. FUTURE BOND/UNFUNDED	$6.0	$16.5	-	-	$4.0	$26.5
5-Year Spending Plan 2027-2031	$288.5	$290.1	$152.1	$60.5	$47.6	$838.8

A complete listing of all CIP projects are provided in the budget document.

5-YEAR FORECAST OF CIP FUNDING REQUIREMENTS FY 2027 THROUGH FY 2031

	Purpose & Description	Year 1 FY 2026-2027	Year 2 FY 2027-2028	Year 3 FY 2028-2029	Year 4 FY 2029-2030	Year 5 FY 2030-2031	5-Year Total FY 2026-2027
1	TAX-SUPPORTED CIP FUNDING REQUIREMENTS:						
2	2020 General Obligation (GO) Bonds - Parks	$ 2,800,000	$ 8,000,000	$ -	$ -	$ -	$ 10,800,000
3	2022 General Obligations (GO) Bonds - Roads	99,724,000	76,143,000	32,366,000	11,251,000	-	219,484,000
4	Total Estiamte Tax-Supported GO Bonds	$ 102,524,000	$ 84,143,000	$ 32,366,000	$ 11,251,000	$ -	$ 230,284,000
5	OTHER TAX-SUPPORTED CIP FUNDING REQUIREMENTS:						
6	General Fund CIP	$ 4,880,000	$ 3,380,000	$ 4,880,000	$ 3,380,000	$ 3,380,000	$ 19,900,000
7	Park Development CIP	1,999,759	1,250,000	500,000	500,000	500,000	4,749,759
8	Park COs CIP	447,469	-	-	-	-	447,469
9	CDBG CIP	572,006	300,000	300,000	300,000	300,000	1,772,006
10	Total Estimated Other Tax-Supported CIP Funding Requirements	$ 7,899,234	$ 4,930,000	$ 5,680,000	$ 4,180,000	$ 4,180,000	$ 26,869,234
11	TOTAL ESTIMATED TAX-SUPPORTED CIP FUNDING REQUIREMENTS:	$ 110,423,234	$ 89,073,000	$ 38,046,000	$ 15,431,000	$ 4,180,000	$ 257,153,234

5-YEAR FORECAST OF CIP FUNDING REQUIREMENTS FY 2027 THROUGH FY 2031 - CONTINUED

	NON-TAX SUPPORTED CIP FUNDING REQUIREMENTS:	Year 1 FY 2026-2027	Year 2 FY 2027-2028	Year 3 FY 2028-2029	Year 4 FY 2029-2030	Year 5 FY 2030-2031	5-Year Total FY 2026-2027
13	Water Utility System Improvements	$ 50,087,229	$ 27,450,000	$ 10,750,000	$ 21,250,000	$ 25,900,000	$ 135,437,229
14	Wastewater Utility System Improvements	80,275,000	110,050,000	74,250,000	3,850,000	4,500,000	272,925,000
15	Drainage Utility System Improvements	2,145,520	4,645,545	2,000,000	2,000,000	3,000,000	13,791,065
16	TIRZ #1 CIP	1,500,000	2,500,000	-	-	-	4,000,000
17	TIRZ #2 CIP	9,285,992	17,265,334	-	-	-	26,551,326
18	TIRZ #4 CIP	5,000,000	1,500,000	-	-	-	6,500,000
19	TOTAL NON-TAX SUPPORTED CIP FUNDING REQUIREMENTS:	$ 148,293,741	$ 163,410,879	$ 87,000,000	$ 27,100,000	$ 33,400,000	$ 459,204,620
20	FUTURE CO & GO BOND TAX-SUPPORTED CIP FUNDING REQUIREMENTS:						
21	Future COs (Public Works)	$ 23,750,000	$ 21,150,000	$ 27,050,000	$ 18,000,000	$ 6,000,000	$ 95,950,000
22	Future Bond Election	6,000,000	16,500,000	-	-	4,000,000	$ 26,500,000
23	TOTAL FUTURE CO & GO BOND TAX-SUPPORTED CIP FUNDING REQUIREMENTS:	$ 29,750,000	$ 37,650,000	$ 27,050,000	$ 18,000,000	$ 10,000,000	$ 122,450,000

5-YEAR FORECAST OF CIP FUNDING REQUIREMENTS FY 2027 THROUGH FY 2031 - CONTINUED

24	AGGREGATED TOTALS	Year 1 FY 2026-2027	Year 2 FY 2027-2028	Year 3 FY 2028-2029	Year 4 FY 2029-2030	Year 5 FY 2030-2031	5-Year Total FY 2026-2027
25	Total Tax-Supported CIP Funding	$ 102,524,000	$ 84,143,000	$ 32,366,000	$ 11,251,000	$ -	$ 230,284,000
26	Total Other-Tax Supported CIP Funding	7,899,234	4,930,000	5,680,000	4,180,000	4,180,000	26,869,234
27	Total Tax-Supported Non-Funded CIP	29,750,000	37,650,000	27,050,000	18,000,000	10,000,000	122,450,000
28	Total Non-Tax Supported CIP Funding	$ 148,293,741	$ 163,410,879	$ 87,000,000	$ 27,100,000	$ 33,400,000	$ 459,204,620
	TOTAL ESTIMATED TAX-SUPPORTED, NON-TAX SUPPORTED, AND FUTURE CO/GO BOND FUNDING REQUIREMENTS	$ 288,466,975	$ 290,133,879	$ 152,096,000	$ 60,531,000	$ 47,580,000	$ 838,807,854

TOTAL OUTSTANDING BOND DEBT & DEBT SERVICE REQUIREMENTS FOR FY 2026-27

City Council Meeting: August 1, 2026

Presented by: Andy Alejandro, Interim Deputy Finance Director
Holly R. Holt-Torres, Assistant Finance Director

TOTAL PRINCIPAL BOND DEBT OUTSTANDING AS OF AUGUST 1, 2026

TYPE OF BOND DEBT	PRINCIPAL OUTSTANDING
General Obligation Bonds, Series 2013	$ 1,525,000
General Obligation Refunding Bonds, Series 2013	$ 7,090,000
General Obligation Refunding Bonds, Series 2014	$ 2,860,000
General Obligation & Refunding Bonds, Series 2015	$ 19,370,000
General Obligation Refunding Bonds, Series 2016	$ 2,640,000
Certificates Obligation Bonds, Series 2020	$ 25,280,000
General Obligation Refunding Bonds, Series 2020	$ 1,085,000
General Obligation Bonds, Series 2022	$ 27,115,000
General Obligation Bonds, Series 2023	$ 37,480,000
Tax Increment Revenue Bonds, Series 2023	$ 7,915,000
General Obligation Bonds, Series 2025	$ 40,450,000
Certificates Obligation Bonds, Series 2025	$ 75,540,000
TOTAL BOND DEBT OUTSTANDING:	$ 248,350,000

TOTAL BOND DEBT OUTSTANDING BY REPAYMENT SOURCE AS OF AUGUST 1, 2026

SOURCE OF DEBT REPAYMENT	PRINCIPAL OUTSTANDING	% OF TOTAL
Property Tax – General Fund	$ 144,241,632	58.08%
Water Rates – Water Utility System	$ 39,853,439	16.05%
Wastewater Rates – Wastewater Utility System	$ 39,091,295	15.74%
Tax Increment Reinvestment Zone No. 1	$ 8,143,634	3.28%
Tax Increment Reinvestment Zone No. 2	$ 17,020,000	6.85%
TOTAL BOND DEBT OUTSTANDING:	$ 248,350,000	100.00%

TOTAL PRINCIPAL & INTEREST ON BOND DEBT AS OF AUGUST 1, 2026

TYPE OF BOND DEBT	PRINCIPAL OUTSTANDING	INTEREST UNTIL PAYOFF	TOTAL P&I DUE
General Obligation Bonds, Series 2013	$ 1,525,000	$ 186,683	$ 2,088,430
General Obligation Refunding Bonds, Series 2013	$ 7,090,000	$ 1,010,713	$ 9,084,419
General Obligation Refunding Bonds, Series 2014	$ 2,860,000	$ 164,600	$ 4,745,800
General Obligation & Refunding Bonds, Series 2015	$ 19,370,000	$ 3,808,225	$ 26,160,675
General Obligation Refunding Bonds, Series 2016	$ 2,640,000	$ 346,000	$ 3,091,600
Certificates Obligation Bonds, Series 2020	$ 25,280,000	$ 14,702,100	$ 41,612,950
General Obligation Refunding Bonds, Series 2020	$ 1,085,000	$ 134,000	$ 1,520,600
General Obligation Bonds, Series 2022	$ 27,115,000	$ 10,928,750	$ 40,422,300
General Obligation Bonds, Series 2023	$ 37,480,000	$ 19,032,750	$ 59,835,750
Tax Increment Revenue Bonds, Series 2023	$ 7,915,000	$ 5,763,350	$ 14,186,813
General Obligation Bonds, Series 2025	$ 40,450,000	$ 37,027,000	$ 72,216,000
Certificates Obligation Bonds, Series 2025	$ 75,540,000	$ 62,681,500	$ 143,299,213
TOTAL BOND DEBT OUTSTANDING:	$ 248,350,000	$ 155,785,670	$ 418,264,550

DEBT SERVICE PAYMENTS DUE IN FY 2026-27 BY REPAYMENT SOURCE

SOURCE OF DEBT REPAYMENT	PRINCIPAL PAYMENT	INTEREST PAYMENT	TOTAL PAYMENT	% OF TOTAL
Property Tax - General Fund (I&S Debt Levy)	$ 7,329,323	$ 6,759,579	$ 14,088,902	63.39%
Water Rates - Water Utility System	$ 966,725	$ 1,978,723	$ 2,945,448	13.25%
Wastewater Rates - Wastewater Utility System	$ 892,861	$ 1,733,739	$ 2,626,600	11.82%
Tax Increment Reinvestment Zone No. 1	$ 1,126,091	$ 273,163	$ 1,399,254	6.30%
Tax Increment Reinvestment Zone No. 2	$ 355,000	$ 811,462	$ 1,166,462	5.25%
TOTAL DEBT SERVICE PAYMENT IN FY 2025-26:	$ 10,670,000	$ 11,556,666	$ 22,226,666	100.00%

PROPOSED FEES & RATES

PROPOSED BUDGET
FY 2026-27

PROPOSED NEW FEES & CHANGES FY 2026-27

1. **Total Number of Fees & Charges = 572**
2. **Number of New Fees Proposed = 1**
3. **Number of Fees/Charges Unchanged = 571**
4. **Number of Fees Changed = 1 (1 Decreased)**

A complete listing of all Fees & Charges are provided in the budget document.

ALL OTHER CITY FUNDS

PROPOSED BUDGET FISCAL YEAR 2026-27

ALL OTHER CITY FUNDS

ALL OTHER 56 FUNDS TOTAL EXPENDITURES: $301,194,837

EXAMPLE OF OTHER FUNDS INCLUDE:

TIRZ #6 Fund	$	1,500,000
Park Development Fund		1,999,759
Storm Drainage CIP Fund		2,145,520
2020 GO Bond Fund		2,800,000
TIRZ #1 Fund		2,899,255
General Fund CIP		4,880,000
TIRZ #4 Fund		5,000,000
2025 CO Bond Water Fund		10,100,000
TIRZ #2 Fund		10,754,815
Debt Service Fund		14,542,101
Wastewater CIP Fund		20,275,000
Water CIP Fund		39,987,229
2023 CO Bond Fund (WWTP)		60,476,760
2022 Road Bond Fund		99,724,000

A complete listing of all other City Funds and expenditure details are provided in the budget document.

NEXT STEPS

❑ **Saturday, August 1, 2026 (5:00 p.m.)**

- Presentation of Interim City Manager's Recommended Proposed Budget for Fiscal Year 2026-27

❑ **Thursday, August 13, 2026 (7:00 p.m.)**

- Update on 2026 Cost of Service Study Results & Rate Recommendations for Water & Wastewater Service - (Raftelis Financial, City's Rate Consultant)
- Review Certified Property Tax Rate Calculations Received From Hays County Tax Assessor-Collector (HCTAC)
- Approval of Resolution to Consider Tax Rate Increase At A Future City Council Meeting

NEXT STEPS (CONTINUED)

❑ **Saturday, September 5, 2026 (5:30 p.m.)**

- Public Hearings - Budget, Fees, Utility Rates, & Property Tax Rates
- 1st Reading: Budget Adoption Ordinance
- 1st Reading: Property Tax Rate Adoption Ordinance
- 1st Reading: Property Tax Increase Ratification Ordinance

❑ **Tuesday, September 15, 2026 (7:00 p.m.)**

- Public Hearings - Budget, Fees, Utility Rates, & Property Tax Rates
- 2nd Reading: Budget Adoption Ordinance
- 2nd Reading: Property Tax Rate Adoption Ordinance
- 2nd Reading: Property Tax Increase Ratification Ordinance

NEXT STEPS (CONTINUED)

- **Tuesday, September 15, 2026**
  - Annual Update & Approval of City Policies:
    - Investment Policy
    - Personnel Policy
- **All Proposed Budget Information Will Be Posted on City's Webpage:**
  - **https://www.cityofkyle.gov/**

QUESTIONS & COMMENTS FROM CITY COUNCIL

CITY OF KYLE, TEXAS

PROPOSED BUDGET

FISCAL YEAR

2026-27

State-Mandated Taxpayer Impact Statement (HB 1522)

In accordance with HB 1522, the City provides the following comparison of the median homestead property tax bill impact. This statement is required by HB 1522. State law requires a comparison between the current year's median homestead tax bill and the estimated tax bill under a budget funded at the 2026 No-New-Revenue tax rate.

Description of Item	2025 No-New-Revenue Property Tax Rate	2026 No-New-Revenue Property Tax Rate	Difference
Median-Valued Homestead Property	$ 266,150	$ 250,340	$ (15,810)
Tax Rate/Per $100	$ 0.488509	$ 0.517526	$ 0.029017
Annual Property Tax Levy	$ 1,300.17	$ 1,295.58	$ (4.59)
Monthly Cost	$ 108.35	$ 107.96	$ (0.38)

Note: 2026 No-New-Revenue tax rate is not available at this time. The percentage decline in the City's median valued homestead was used to estimate the No-New-Revenue tax rate for 2026 impact until the certified tax rate calculations worksheet is provided by the Hays County Tax Assessor Collector's office.

Proposed Budget
Fiscal Year 2026-27
August 1, 2026

Table of Contents:

		Page
1.	Summary of Proposed Budget (All City Funds Summary)	1 - 11
2.	Schedule of Partially Funded, Unfunded and Eliminated Positions	12 - 14
3.	Personnel Schedule	15 - 41
4.	General Fund Summary & Line-Item Detail	42 - 109
5.	Water Utility Fund Summary & Line-Item Detail	110 - 118
6.	Wastewater Utility Fund Summary & Line-Item Detail	119 - 129
7.	Storm Drainage Utility Fund Summary & Line-Item Detail	130 - 134
8.	TIRZ #1 Line-Item Detail	135
9.	TIRZ #2 Line-Item Detail	136 - 139
10.	TIRZ #3 Line-Item Detail	140
11.	TIRZ #4 Line-Item Detail	141
12.	TIRZ #5 Line-Item Detail	142
13.	TIRZ #6 Line-Item Detail	143 - 144
14.	All Other Fund Summaries	145 - 217
15.	5-Year Capital Improvements Plan (CIP)	218 - 239
16.	Fee Schedule – Rates, Fees & Charges	240 - 263

Summary of Proposed Budget
(All City Funds Summary)

Proposed Budget
Fiscal Year 2026-27

City Council Budget Meeting

August 1, 2026

City of Kyle, Texas
SUMMARY OF ICM PROPOSED BUDGET
For Fiscal Year 2026-27

	General Fund 1100	Water Utility Fund 3100	Wastewater Utility Fund 3110	Storm Drainage Utility Fund 3120	General Fund CIP Projects 1110	Health Benefits Trust Fund 1115
Beginning Balance	$ 18,020,374	$ 21,344,312	$ 25,622,718	$ 1,078,802	$ 23,345,219	$ 200,000
Revenue	$ 59,729,065	$ 35,060,036	$ 17,534,841	$ 2,259,954	$ -	$ -
Transfers-in	13,956,349	-	-	-	-	-
Bond Proceeds	-	-	-	-	-	-
Total Revenue & Transfers-in:	$ 73,685,414	$ 35,060,036	$ 17,534,841	$ 2,259,954	$ -	$ -
Expenditures	$ 69,227,849	$ 27,755,490	$ 9,656,310	$ 1,558,026	$ 4,880,000	$ -
Transfers-Out	2,107,968	4,692,442	2,641,315	239,753	364,478	-
Total Expenditures & Transfers-Out:	$ 71,335,817	$ 32,447,933	$ 12,297,625	$ 1,797,779	$ 5,244,478	$ -
Revenue in Excess of Expenditures	$ 2,349,597	$ 2,612,103	$ 5,237,216	$ 462,175	$ (5,244,478)	$ -
Estimated Ending Balance:	$ 20,369,971	$ 23,956,416	$ 30,859,934	$ 1,540,977	$ 18,100,741	$ 200,000

City of Kyle, Texas
SUMMARY OF ICM PROPOSED BUDGET
For Fiscal Year 2026-27

	Healthcare Fund 1117	Plum Creek PH II 1130	Street Improvement Fund 1150	Sidewalk Improvement Program Fund 1151	Tree Replacement Program Fund 1152	IT Replacement Fund 1160
Beginning Balance	$ 1,000,000	$ 193,000	$ 866,554	$ 26,592	$ 110,550	$ -
Revenue	$ -	$ 50,000	$ -	$ -	$ -	$ -
Transfers-in	-	-	-	-	-	-
Bond Proceeds	-	-	-	-	-	-
Total Revenue & Transfers-in:	$ -	$ 50,000	$ -	$ -	$ -	$ -
Expenditures	$ -	$ -	$ -	$ -	$ -	$ -
Transfers-Out	-	-	24,115	-	-	-
Total Expenditures & Transfers-Out:	$ -	$ -	$ 24,115	$ -	$ -	$ -
Revenue in Excess of Expenditures	$ -	$ 50,000	$ (24,115)	$ -	$ -	$ -
Estimated Ending Balance:	$ 1,000,000	$ 243,000	$ 842,439	$ 26,592	$ 110,550	$ -

City of Kyle, Texas
SUMMARY OF ICM PROPOSED BUDGET
For Fiscal Year 2026-27

	Fleet Replacement Fund 1170	Transportation Fund 1270	Police Forfeiture Fund 1310	Police Abandoned & Unclaimed Property 1311	Police Sp. Revenue Fund 1320	Hotel Occupancy Fund 1350
Beginning Balance	$ -	$ 2,783,304	$ 154,686	$ 7,731	$ 44,662	$ 986,452
Revenue	$ -	$ 4,900,000	$ 15,000	$ -	$ 5,500	$ 665,000
Transfers-in	-	-	-	-	-	-
Bond Proceeds	-	-	-	-	-	-
Total Revenue & Transfers-in:	$ -	$ 4,900,000	$ 15,000	$ -	$ 5,500	$ 665,000
Expenditures	$ -	$ -	$ 15,000	$ -	$ 5,500	$ 12,000
Transfers-Out	-	6,029	-	-	-	166,609
Total Expenditures & Transfers-Out:	$ -	$ 6,029	$ 15,000	$ -	$ 5,500	$ 178,609
Revenue in Excess of Expenditures	$ -	$ 4,893,971	$ -	$ -	$ -	$ 486,391
Estimated Ending Balance:	$ -	$ 7,677,275	$ 154,686	$ 7,731	$ 44,662	$ 1,472,843

City of Kyle, Texas
SUMMARY OF ICM PROPOSED BUDGET
For Fiscal Year 2026-27

	Arts & Cultural Commission Fund 1355	Court Sp. Revenue Technology 1400	Court Sp. Revenue Security 1410	Court Sp. Revenue Judicial Training 1420	Court Sp. Revenue Child Safety 1430
Beginning Balance	$ 27,125	$ 30,829	$ 4,809	$ 2,638	$ 36,357
Revenue	$ -	$ 10,000	$ 12,000	$ 150	$ 2,000
Transfers-in	-	-	-	-	-
Bond Proceeds	-	-	-	-	-
Total Revenue & Transfers-in:	$ -	$ 10,000	$ 12,000	$ 150	$ 2,000
Expenditures	$ -	$ 10,000	$ -	$ 1,250	$ -
Transfers-Out	-	-	12,000	-	-
Total Expenditures & Transfers-Out:	$ -	$ 10,000	$ 12,000	$ 1,250	$ -
Revenue in Excess of Expenditures	$ -	$ -	$ -	$ (1,100)	$ 2,000
Estimated Ending Balance:	$ 27,125	$ 30,829	$ 4,809	$ 1,538	$ 38,357

City of Kyle, Texas
SUMMARY OF ICM PROPOSED BUDGET
For Fiscal Year 2026-27

	Debt Service Fund 1510	TIRZ #1 Fund 1520	TIRZ #2 Fund 1530	Heroes Memorial Fund 1531	TIRZ #3 Fund 1540	TIRZ #4 Fund 1541
Beginning Balance	$ (6,525,086)	$ 4,565,906	$ 7,487,565	$ (4,463)	$ (145,123)	$ 931,611
Revenue	$ 19,683,574	$ 1,655,000	$ 1,453,082	$ -	$ -	$ 850,500
Transfers-in	453,197	1,719,981	1,535,520	-	5,000	50,611
Bond Proceeds	-	-	-	-	-	-
Total Revenue & Transfers-in:	$ 20,136,771	$ 3,374,981	$ 2,988,602	$ -	$ 5,000	$ 901,111
Expenditures	$ 14,542,101	$ 2,899,255	$ 10,754,815	$ -	$ -	$ 5,000,000
Transfers-Out	1,213,144	-	1,273,276	-	-	-
Total Expenditures & Transfers-Out:	$ 15,755,245	$ 2,899,255	$ 12,028,091	$ -	$ -	$ 5,000,000
Revenue in Excess of Expenditures	$ 4,381,527	$ 475,726	$ (9,039,489)	$ -	$ 5,000	$ (4,098,889)
Estimated Ending Balance:	$ (2,143,559)	$ 5,041,632	$ (1,551,924)	$ (4,463)	$ (140,123)	$ (3,167,278)

City of Kyle, Texas
SUMMARY OF ICM PROPOSED BUDGET
For Fiscal Year 2026-27

	TIRZ #5 Fund 1542	TIRZ #6 Fund 1543	Park Development Fund 1720	2015 GO Bond Fund 1920	2020 CO Bond Fund 1950	2020 GO Bond Fund 1951
Beginning Balance	$ 75,584	$ (49,546)	$ 2,286,690	$ 1,725,148	$ 1,052,850	$ 3,603,087
Revenue	$ 1,000	$ -	$ 570,000	$ -	$ -	$ 4,485,000
Transfers-in	5,000	5,000	-	-	-	-
Bond Proceeds	-	-	-	-	-	-
Total Revenue & Transfers-in:	$ 6,000	$ 5,000	$ 570,000	$ -	$ -	$ 4,485,000
Expenditures	$ -	$ 1,500,000	$ 1,999,759	$ -	$ -	$ 2,800,000
Transfers-Out	-	66,016	216,876	-	-	149,764
Total Expenditures & Transfers-Out:	$ -	$ 1,566,016	$ 2,216,635	$ -	$ -	$ 2,949,764
Revenue in Excess of Expenditures	$ 6,000	$ (1,561,016)	$ (1,646,635)	$ -	$ -	$ 1,535,236
Estimated Ending Balance:	$ 81,584	$ (1,610,562)	$ 640,054	$ 1,725,148	$ 1,052,850	$ 5,138,322

City of Kyle, Texas
SUMMARY OF ICM PROPOSED BUDGET
For Fiscal Year 2026-27

	2022 GO Road Bond Fund 1952	2023 CO Bond Fund (WWTP) 1953	2025 CO Bond Fund 1954	2025 CO Bond Water Fund 1955	2025 CO Bond Parks Fund 1956	Animal Shelter Fund 1957
Beginning Balance	$ (29,148,068)	$ (75,117,236)	$ 3,022,949	$ (48,737,084)	$ (1,106,838)	$ (38,417)
Revenue	$ -	$ -	$ -	$ -	$ -	$ -
Transfers-in	-	-	-	-	-	-
Bond Proceeds	-	-	-	-	-	-
Total Revenue & Transfers-in:	$ -	$ -	$ -	$ -	$ -	$ -
Expenditures	$ 99,724,000	$ 60,476,760	$ -	$ 10,100,000	$ 447,469	$ -
Transfers-Out	1,566,093	-	-	-	-	-
Total Expenditures & Transfers-Out:	$ 101,290,093	$ 60,476,760	$ -	$ 10,100,000	$ 447,469	$ -
Revenue in Excess of Expenditures	$ (101,290,093)	$ (60,476,760)	$ -	$ (10,100,000)	$ (447,469)	$ -
Estimated Ending Balance:	$ (130,438,161)	$ (135,593,997)	$ 3,022,949	$ (58,837,084)	$ (1,554,307)	$ (38,417)

City of Kyle, Texas
SUMMARY OF ICM PROPOSED BUDGET
For Fiscal Year 2026-27

	Water Impact Fee Fund 3320	Wastewater Impact Fee Fund 3420	Storm Drainage CIP Fund 3510	Safe Streets For All Grant 4110	CAMPO Sidewalk Grant 4111
Beginning Balance	$ 15,459,182	$ 25,723,837	$ 3,721,200	$ 120,000	$ 365,200
Revenue	$ 4,700,000	$ 5,410,200	$ 50,000	$ -	$ -
Transfers-in	-	-	-	-	-
Bond Proceeds	-	-	-	-	-
Total Revenue & Transfers-in:	$ 4,700,000	$ 5,410,200	$ 50,000	$ -	$ -
Expenditures	$ 39,987,229	$ 20,275,000	$ 2,145,520	$ 120,000	$ 365,200
Transfers-Out	1,009,528	1,894,048	82,595	-	-
Total Expenditures & Transfers-Out:	$ 40,996,757	$ 22,169,048	$ 2,228,115	$ 120,000	$ 365,200
Revenue in Excess of Expenditures	$ (36,296,757)	$ (16,758,848)	$ (2,178,115)	$ (120,000)	$ (365,200)
Estimated Ending Balance:	$ (20,837,574)	$ 8,964,988	$ 1,543,085	$ -	$ -

City of Kyle, Texas
SUMMARY OF ICM PROPOSED BUDGET
For Fiscal Year 2026-27

	Victims Coordinator Grant 4140	Library Grant Fund 4200	CDBG Grant Fund 4240	WWTP LID Grant Fund 4310	American Rescue Plan Act Fund 4401	Public Educational & Government 4500
Beginning Balance	$ (33,823)	$ 1,000	$ -	$ 85,754	$ -	$ 140,699
Revenue	$ 49,500	$ -	$ 572,006	$ -	$ -	$ 50,000
Transfers-in	-	-	-	-	-	-
Bond Proceeds	-	-	-	-	-	-
Total Revenue & Transfers-in:	$ 49,500	$ -	$ 572,006	$ -	$ -	$ 50,000
Expenditures	$ 80,483	$ -	$ 572,006	$ 25,000	$ -	$ 210,000
Transfers-Out	-	4,610	-	-	-	-
Total Expenditures & Transfers-Out:	$ 80,483	$ 4,610	$ 572,006	$ 25,000	$ -	$ 210,000
Revenue in Excess of Expenditures	$ (30,983)	$ (4,610)	$ -	$ (25,000)	$ -	$ (160,000)
Estimated Ending Balance:	$ (64,806)	$ (3,610)	$ -	$ 60,754	$ -	$ (19,301)

City of Kyle, Texas
SUMMARY OF ICM PROPOSED BUDGET
For Fiscal Year 2026-27

	OPEB Liability Fund 8100	Bunton Creek PID 8200	6 Creeks PID 8210	SW Kyle PID #1 8220	Plum Creek North PID 8225	Porter Country PID 8227
Beginning Balance	$ -	$ 59,196	$ (34,267)	$ (361)	$ (4,329)	$ 1,224,400
Revenue	$ 5,000	$ 65,000	$ -	$ -	$ -	$ -
Transfers-in	-	-	-	-	-	-
Bond Proceeds	-	-	-	-	-	-
Total Revenue & Transfers-in:	$ 5,000	$ 65,000	$ -	$ -	$ -	$ -
Expenditures	$ 5,000	$ 65,000	$ -	$ -	$ -	$ -
Transfers-Out	-	-	-	-	-	-
Total Expenditures & Transfers-Out:	$ 5,000	$ 65,000	$ -	$ -	$ -	$ -
Revenue in Excess of Expenditures	$ -	$ -	$ -	$ -	$ -	$ -
Estimated Ending Balance:	$ -	$ 59,196	$ (34,267)	$ (361)	$ (4,329)	$ 1,224,400

City of Kyle, Texas
SUMMARY OF COUNCIL APPROVED BUDGET
For Fiscal Year 2026-27

	Limestone PID 8228	KAYAC Fund 8300	FUTURE CO BONDS	FUTURE GO BONDS	Total Fund Balance
Beginning Balance	$ (44,082)	$ 3,890	$ -	$ -	$ 6,553,738
Revenue	$ -	$ -	$ -	$ -	$ 159,843,407
Transfers-in	-	-	-	-	17,730,658
Bond Proceeds	-	-	23,750,000	6,000,000	29,750,000
Total Revenue & Transfers-in:	$ -	$ -	$ 23,750,000	$ 6,000,000	$ 207,324,065
Expenditures	$ -	$ -	$ 23,750,000	$ 6,000,000	$ 416,966,023
Transfers-Out	-	-	-	-	17,730,658
Total Expenditures & Transfers-Out:	$ -	$ -	$ 23,750,000	$ 6,000,000	$ 434,696,680
Revenue in Excess of Expenditures	$ -	$ -	$ -	$ -	$ (227,372,615)
Estimated Ending Balance:	$ (44,082)	$ 3,890	$ -	$ -	$ (220,818,877)

Schedule of Partially Funded, Unfunded and Eliminated Positions

Proposed Budget
Fiscal Year 2026-27

City Council Budget Meeting

August 1, 2026

City of Kyle, Texas
Partially Funded Positions- Total Costs Including Fringe Benefits
Fiscal Year 2026-2027

Department	Position Title	General Fund	FTE	Water Fund	FTE	Wastewater Fund	FTE	Drainage Utility Fund	FTE	Other Fund	FTE	Total All Funds	Total FTE
Office of The City Manager	City Manager	$ 331,725	1.0	$ -	0.0	$ -	0.0	$ -	0.0	$ -	0.0	$ 331,725	1.0
Total Office of The City Manager		$ 331,725	1.0	$ -	0.0	$ -	0.0	$ -	0.0	$ -	0.0	$ 331,725	1.0
Development Services	Combination Building Inspector	$ 91,387	1.0	$ -	0.0	$ -	0.0	$ -	0.0	$ -	0.0	$ 91,387	1.0
Total Development Services		$ 91,387	1.0	$ -	0.0	$ -	0.0	$ -	0.0	$ -	0.0	$ 91,387	1.0
Parks & Recreation													
Parks Special Events	Recreation Coordinator	$ 91,945	1.0	$ -	0.0	$ -	0.0	$ -	0.0	$ -	0.0	$ 91,945	1.0
Total Parks & Recreation		$ 91,945	1.0	$ -	0.0	$ -	0.0	$ -	0.0	$ -	0.0	$ 91,945	1.0
Transportation & Public Works													
Transportation and Public Works Administation	Director of Transportation and Public Works	$ 244,583	1.0	$ -	0.0	$ -	0.0	$ -	0.0	$ -	0.0	$ 244,583	1.0
Total Transportation & Public Works		$ 244,583	1.0	$ -	0.0	$ -	0.0	$ -	0.0	$ -	0.0	$ 244,583	1.0
	Total Partially Funded Positions	**$ 759,640**	**4.0**	**$ -**	**0.0**	**$ -**	**0.0**	**$ -**	**0.0**	**$ -**	**0.0**	**$ 759,640**	**4.0**

City of Kyle, Texas
Unfunded Positions- Total Costs Including Fringe Benefits
Fiscal Year 2026-2027

Department	Position Title	General Fund	FTE	Water Fund	FTE	Wastewater Fund	FTE	Drainage Utility Fund	FTE	Other Fund	FTE	Total All Funds	Total FTE
Animal Services	Director of Animal Services	$ 196,152	1.0	$ -	0.0	$ -	0.0	$ -	0.0	$ -	0.0	$ 196,152	1.0
Total Animal Services		$ 196,152	1.0	$ -	0.0	$ -	0.0	$ -	0.0	$ -	0.0	$ 196,152	1.0
Development Services	Building Inspector	$ 107,152	1.0	$ -	0.0	$ -	0.0	$ -	0.0	$ -	0.0	$ 107,152	1.0
	Code Enforcement Officer	90,709	1.0	-	0.0	-	0.0	-	0.0	-	0.0	90,709	1.0
Total Development Services		$ 197,861	2.0	$ -	0.0	$ -	0.0	$ -	0.0	$ -	0.0	$ 197,861	2.0
Human Resources	Human Resources Business Partner	$ 107,152	1.0	$ -	0.0	$ -	0.0	$ -	0.0	$ -	0.0	$ 107,152	1.0
Total Human Resources		$ 107,152	1.0	$ -	0.0	$ -	0.0	$ -	0.0	$ -	0.0	$ 107,152	1.0
Library Services	Assistant Director of Library Services	$ 170,900	1.0	$ -	0.0	$ -	0.0	$ -	0.0	$ -	0.0	$ 170,900	1.0
	Circulation Assistant PT	28,529	0.5	-	0.0	-	0.0	-	0.0	-	0.0	28,529	0.5
	Circulation Assistant PT	28,529	0.5	-	0.0	-	0.0	-	0.0	-	0.0	28,529	0.5
Total Library Services		$ 227,958	2.0	$ -	0.0	$ -	0.0	$ -	0.0	$ -	0.0	$ 227,958	2.0
Parks & Recreation													
Aquatics	Parks Aquatic Maintenance Technician	$ 71,184	1.0	$ -	0.0	$ -	0.0	$ -	0.0	$ -	0.0	$ 71,184	1.0
Parks Maintenance & Operations	Senior Park Technician	80,099	1.0	-	0.0	-	0.0	-	0.0	-	0.0	80,099	1.0
Total Parks & Recreation		$ 151,283	2.0	$ -	0.0	$ -	0.0	$ -	0.0	$ -	0.0	$ 151,283	2.0
Police Department													
Emergency Management	Emergency Planner	$ 126,998	1.0	$ -	0.0	$ -	0.0	$ -	0.0	$ -	0.0	$ 126,998	1.0
Records Bureau	Records Specialist	83,591	1.0	-	0.0	-	0.0	-	0.0	-	0.0	83,591	1.0
Records Bureau	Records Specialist	83,591	1.0	-	0.0	-	0.0	-	0.0	-	0.0	83,591	1.0
Total Police Department		$ 294,180	3.0	$ -	0.0	$ -	0.0	$ -	0.0	$ -	0.0	$ 294,180	3.0
Transportation & Public Works													
Public Works	Street Maintenance Technician	$ 83,591	1.0	$ -	0.0	$ -	0.0	$ -	0.0	$ -	0.0	$ 83,591	1.0
Public Works	Street Maintenance Technician	83,591	1.0	-	0.0	-	0.0	-	0.0	-	0.0	83,591	1.0
Total T&PW		$ 167,182	2.0	$ -	0.0	$ -	0.0	$ -	0.0	$ -	0.0	$ 167,182	2.0
CIP & Engineering													
Engineering	Engineering Technician	$ 98,759	1.0	$ -	0.0	$ -	0.0	$ -	0.0	$ -	0.0	$ 98,759	1.0
Transportation & Traffic	Engineer Associate	126,998	1.0	-	0.0	-	0.0	-	0.0	-	0.0	126,998	1.0
Total CIP & Engineering		$ 225,757	2.0	$ -	0.0	$ -	0.0	$ -	0.0	$ -	0.0	$ 225,757	2.0
Water Utilities													
Wastewater Operations	Wastewater Treatment Operator	$ -	0.0	$ -	0.0	$ 83,591	1.0	$ -	0.0	$ -	0.0	$ 83,591	1.0
Wastewater Operations	Assistant Wastewater Plant Operator	-	0.0	-	0.0	77,100	1.0	-	0.0	-	0.0	77,100	1.0
Wastewater Operations	Backflow Technician	-	0.0	-	0.0	98,759	1.0	-	0.0	-	0.0	98,759	1.0
Wastewater Operations	Water Utility Technichian	-	0.0	-	0.0	77,100	1.0	-	0.0	-	0.0	77,100	1.0
Wastewater Operations	Water Utility Technichian	-	0.0	-	0.0	77,100	1.0	-	0.0	-	0.0	77,100	1.0
Wastewater Operations	Instrument & Control Tech	-	0.0	51,308	0.5	51,307	0.5	-	0.0	-	0.0	102,615	1.0
Water Operations	Lead Water Production Operator	-	0.0	98,759	1.0	-	0.0	-	0.0	-	0.0	98,759	1.0
Water Operations	Water Production Operator	-	0.0	83,591	1.0	-	0.0	-	0.0	-	0.0	83,591	1.0
Water Operations	Division Manager Water Quality	-	0.0	90,171	0.5	90,171	0.5	-	0.0	-	0.0	180,342	1.0
Total Water Utilities		$ -	0.0	$ 323,829	3.0	$ 555,128	6.0	$ -	0.0	$ -	0.0	$ 878,957	9.0
	Total Unfunded Positions	**$ 1,567,525**	**15.0**	**$ 323,829**	**3.0**	**$ 555,128**	**6.0**	**$ -**	**0.0**	**$ -**	**0.0**	**$ 2,446,482**	**24.0**

City of Kyle, Texas
Eliminated Positions- Total Costs Including Fringe Benefits
Fiscal Year 2026-2027

Department	Position Title	General Fund	FTE	Water Fund	FTE	Wastewater Fund	FTE	Drainage Utility Fund	FTE	Other Fund	FTE	Total All Funds	Total FTE
Communications													
	Chief Communications Officer	$ 232,884	1.0	$ -	0.0	$ -	0.0	$ -	0.0	$ -	0.0	$ 232,884	1.0
	Communications Manager	126,998	1.0	-	0.0	-	0.0	-	0.0	-	0.0	126,998	1.0
Total Communications		$ 359,882	2.0	$ -	0.0	$ -	0.0	$ -	0.0	$ -	0.0	$ 359,882	2.0
Development Services													
	Executive Director of Strategic Development	$ 300,226	1.0	$ -	0.0	$ -	0.0	$ -	0.0	$ -	0.0	$ 300,226	1.0
	Chief Development Officer	269,480	1.0	-	0.0	-	0.0	-	0.0	-	0.0	269,480	1.0
Total Development Services		$ 569,706	2.0	$ -	0.0	$ -	0.0	$ -	0.0	$ -	0.0	$ 569,706	2.0
Financial Services													
Procurement	Assistant Finance Director	$ 216,233	1.0	$ -	0.0	$ -	0.0	$ -	0.0	$ -	0.0	$ 216,233	1.0
Procurement	Procurement Specialist	118,970	1.0	-	0.0	-	0.0	-	0.0	-	0.0	118,970	1.0
Total Financial Services		$ 335,203	2.0	$ -	0.0	$ -	0.0	$ -	0.0	$ -	0.0	$ 335,203	2.0
Parks & Recreation													
Parks Administration	Deputy Parks & Recs Director	$ 210,502	1.0	$ -	0.0	$ -	0.0	$ -	0.0	$ -	0.0	$ 210,502	1.0
Parks Administration	Business and Strategic Planning Manager	151,890	1.0	-	0.0	-	0.0	-	0.0	-	0.0	151,890	1.0
Recreation	Recreation Divisional Manager	122,003	1.0	-	0.0	-	0.0	-	0.0	-	0.0	122,003	1.0
Parks Maintenance	Parks Maintenance Division Manager	129,967	1.0	-	0.0	-	0.0	-	0.0	-	0.0	129,967	1.0
Total Parks & Recreation		$ 614,362	4.0	$ -	0.0	$ -	0.0	$ -	0.0	$ -	0.0	$ 614,362	4.0
Police Department													
Victims Services	Victim Services Coordinator (Unfunded Grant Position)	$ -	1.0	$ -	0.0	$ -	0.0	$ -	0.0	$ -	0.0	$ -	1.0
Total Police Department		$ -	1.0	$ -	0.0	$ -	0.0	$ -	0.0	$ -	0.0	$ 866,332	1.0
Total Eliminated Positions		**$ 1,879,153**	**11.0**	**$ -**	**0.0**	**$ -**	**0.0**	**$ -**	**0.0**	**$ -**	**0.0**	**$ 1,879,153**	**11.0**

Personnel Schedule

Proposed Budget
Fiscal Year 2026-27

City Council Budget Meeting

August 1, 2026

City of Kyle, Texas
ICM Proposed Positions
Fiscal Year 2026 - 2027

	Position Title	FT/PT/L	FY 2024-2025 Adopted FTE	FY2025-2026 Adopted FTE	FY2026-2027 Proposed FTE	Change FTE
GENERAL FUND						
Mayor & City Council						
1	Mayor	L	1.00	1.00	1.00	0.00
2	Council Member District 1	L	1.00	1.00	1.00	0.00
3	Council Member District 2 (Mayor Pro Tem)	L	1.00	1.00	1.00	0.00
4	Council Member District 3	L	1.00	1.00	1.00	0.00
5	Council Member District 4	L	1.00	1.00	1.00	0.00
6	Council Member District 5	L	1.00	1.00	1.00	0.00
7	Council Member District 6	L	1.00	1.00	1.00	0.00
	Total:		7.00	7.00	7.00	0.00
City Manager's Office						
1	City Manager	FT	1.00	1.00	1.00	0.00
2	Deputy City Manager	FT	0.00	1.00	1.00	0.00
3	Assistant City Manager	FT	1.00	1.00	1.00	0.00
4	Assistant City Manager	FT	1.00	0.00	0.00	0.00
	Total:		3.00	3.00	3.00	0.00
City Attorney's Office						
1	City Attorney	FT	1.00	1.00	1.00	0.00
2	Assistant City Attorney	FT	0.00	1.00	1.00	0.00
3	Paralegal	FT	1.00	1.00	1.00	0.00
	Total:		2.00	3.00	3.00	0.00
City Secretary's Office						
1	City Secretary	FT	1.00	1.00	1.00	0.00
2	Assistant City Secretary	FT	1.00	1.00	1.00	0.00
3	City Records Management Specialist	FT	1.00	1.00	1.00	0.00
4	Executive Assistant	FT	1.00	1.00	1.00	0.00
	Total:		4.00	4.000	4.000	0.00

	Position Title	FT/PT/L	FY 2024-2025 Adopted FTE	FY2025-2026 Adopted FTE	FY2026-2027 Proposed FTE	Change FTE
Administrative Services:						
Administration						
1	Director of Administrative Services	FT	1.00	0.00	0.00	0.00
2	Assistant Director of Administrative Services	FT	1.00	0.00	0.00	0.00
3	Assistant Director of Administrative Services	FT	1.00	0.00	0.00	0.00
	Total:		3.00	0.00	0.00	0.00
Animal Services						
1	Director, Animal Services	FT	0.00	1.00	1.00	0.00
2	Supervisor, Animal Services	FT	0.00	1.00	1.00	0.00
3	Animal Services Officer	FT	0.00	1.00	1.00	0.00
4	Animal Services Officer	FT	0.00	1.00	1.00	0.00
5	Animal Services Officer	FT	0.00	1.00	1.00	0.00
6	Animal Services Officer	FT	0.00	1.00	1.00	0.00
	Total:		0.00	6.00	6.00	0.00
Human Resources						
1	Director, Human Resources & Civil Service	FT	0.00	1.00	1.00	0.00
2	Human Resources Business Partner	FT	1.00	1.00	1.00	0.00
3	Human Resources Business Partner	FT	1.00	1.00	1.00	0.00
4	Compensation & Benefits Specialist	FT	1.00	1.00	1.00	0.00
5	HRIS Administrator	FT	1.00	1.00	1.00	0.00
6	Safety Program Officer	FT	0.00	0.33	0.00	-0.33
7	Payroll Administrator	FT	0.00	0.00	1.00	1.00
	Total:		4.00	5.33	6.00	0.67
Payroll						
1	Payroll Administrator	FT	1.00	1.00	0.00	-1.00
	Total:		1.00	1.00	0.00	-1.00
TOTAL HUMAN RESOURCES						**-0.33**

	Position Title	FT/PT/L	FY 2024-2025 Adopted FTE	FY2025-2026 Adopted FTE	FY2026-2027 Proposed FTE	Change FTE
Information Technology Services						
1	Director, Information Technology	FT	1.00	1.00	1.00	0.00
2	Assistant Director, Information Technology	FT	1.00	1.00	1.00	0.00
3	IT Application Support Analyst	FT	1.00	1.00	1.00	0.00
4	Senior IT Systems Technician	FT	1.00	1.00	1.00	0.00
5	Senior IT Systems Technician	FT	1.00	1.00	1.00	0.00
6	IT Business Analyst	FT	1.00	1.00	1.00	0.00
7	GIS Administrator	FT	1.00	1.00	1.00	0.00
8	GIS Analyst	FT	1.00	1.00	1.00	0.00
9	IT Business Analyst	FT	1.00	1.00	1.00	0.00
10	IT Data Analyst	FT	1.00	1.00	1.00	0.00
11	IT Network Administrator	FT	1.00	1.00	1.00	0.00
12	IT System Administrator	FT	1.00	1.00	1.00	0.00
13	IT Systems Technician	FT	1.00	1.00	1.00	0.00
14	IT Help Desk Specialist	FT	1.00	1.00	1.00	0.00
	Total:		14.00	14.00	14.00	0.00
Communications						
1	Chief Communications Officer	FT	1.00	1.00	0.00	-1.00
2	Assistant Director, Communications	FT	1.00	1.00	0.00	-1.00
3	Manager, Communications	FT	1.00	1.00	0.00	-1.00
4	Public Information Officer	FT	0.00	0.00	1.00	1.00
5	Manager, Audio & Film Production	FT	1.00	1.00	1.00	0.00
6	Senior Graphic Designer	FT	1.00	1.00	1.00	0.00
7	Audio & Film Production Specialist	FT	1.00	1.00	1.00	0.00
8	Coordinator, Communications	FT	1.00	1.00	1.00	0.00
9	Communications Specialist	FT	0.00	0.00	1.00	1.00
	Total:		7.00	7.00	6.00	-1.00

	Position Title	FT/PT/L	FY 2024-2025 Adopted FTE	FY2025-2026 Adopted FTE	FY2026-2027 Proposed FTE	Change FTE
Building Inspection						
1	Executive Director, Strategic Development	FT	0.00	0.50	0.00	-0.50
2	Chief Development Officer	FT	0.50	0.50	0.00	-0.50
3	Building & Code Official	FT	1.00	1.00	1.00	0.00
4	Building Inspector	FT	1.00	1.00	1.00	0.00
5	Combination Building Inspector	FT	1.00	1.00	1.00	0.00
6	Building Inspector	FT	1.00	1.00	1.00	0.00
7	Building Inspector	FT	1.00	1.00	0.00	-1.00
8	Building Inspector	FT	1.00	1.00	1.00	0.00
9	Combination Building Inspector	FT	1.00	1.00	1.00	0.00
10	Manager, Building & Code Services	FT	1.00	1.00	1.00	0.00
11	Coordinator, Building Permits	FT	1.00	1.00	1.00	0.00
12	Coordinator, Building Permits	FT	1.00	1.00	1.00	0.00
13	Supervisor, Building & Code Services	FT	0.00	0.00	1.00	1.00
	Total:		10.50	11.00	10.00	-1.00
Planning Division						
1	Executive Director, Strategic Development	FT	0.00	0.50	0.00	-0.50
2	Chief Development Officer	FT	0.50	0.50	0.00	-0.50
3	Interim Director, Planning	FT	1.00	1.00	1.00	0.00
4	Senior Planner	FT	1.00	1.00	1.00	0.00
5	Coordinator, Project Development	FT	1.00	1.00	1.00	0.00
6	Senior Planner	FT	0.00	0.00	1.00	1.00
	Total:		3.50	4.00	4.00	0.00
Code Enforcement Division						
1	Code Enforcement Officer	FT	1.00	1.00	1.00	0.00
2	Code Enforcement Officer	FT	1.00	1.00	1.00	0.00
3	Supervisor, Building & Code Services	FT	1.00	1.00	0.00	-1.00
4	Code Compliance Technician	FT	1.00	1.00	1.00	0.00
5	Supervisor, Code Enforcement	FT	1.00	1.00	1.00	0.00
	Total:		5.00	5.00	4.00	-1.00
Economic Development						
1	Director, Economic Development	FT	1.00	1.00	1.00	0.00
2	Business Retention Specialist	FT	1.00	1.00	1.00	0.00
	Total:		2.00	2.00	2.00	0.00

	Position Title	FT/PT/L	FY 2024-2025 Adopted FTE	FY2025-2026 Adopted FTE	FY2026-2027 Proposed FTE	Change FTE
Financial Services						
1	Director, Financial Services	FT	1.00	1.00	1.00	0.00
2	Interim Deputy Director, Financial Services	FT	1.00	1.00	1.00	0.00
3	Assistant Director, Financial Services	FT	1.00	1.00	1.00	0.00
4	Manager, Accounting	FT	1.00	1.00	1.00	0.00
5	Manager, Budget	FT	1.00	1.00	1.00	0.00
6	Senior Budget Analyst, CIP	FT	1.00	1.00	1.00	0.00
7	Senior Budget Analyst	FT	1.00	1.00	1.00	0.00
8	Staff Accountant	FT	1.00	1.00	1.00	0.00
9	Senior Staff Accountant	FT	0.00	1.00	1.00	0.00
10	Staff Accountant	FT	1.00	1.00	1.00	0.00
11	Staff Accountant	FT	1.00	1.00	1.00	0.00
12	Staff Accountant	FT	1.00	1.00	1.00	0.00
13	Staff Accountant	FT	1.00	1.00	1.00	0.00
14	Senior Budget Analyst	FT	1.00	1.00	0.00	-1.00
	Total:		13.00	14.00	13.00	-1.00
Purchasing						
1	Assistant Director, Financial Services	FT	0.00	1.00	0.00	-1.00
2	Supervisor, Procurement	FT	1.00	1.00	1.00	0.00
3	Procurement Specialist	FT	1.00	1.00	0.00	-1.00
4	Procurement Specialist	FT	0.00	1.00	1.00	0.00
	Total:		2.00	4.00	2.00	-2.00
3-1-1 Customer Service						
1	Supervisor, Customer Solutions	FT	1.00	1.00	1.00	0.00
2	Senior Customer Solutions Specialist	FT	1.00	1.00	1.00	0.00
3	Customer Solutions Specialist	FT	1.00	1.00	1.00	0.00
4	Senior Customer Solutions Specialist	FT	1.00	1.00	1.00	0.00
5	Lead Customer Solutions Specialist	FT	1.00	1.00	1.00	0.00
	Total:		5.00	5.00	5.00	0.00

	Position Title	FT/PT/L	FY 2024-2025 Adopted FTE	FY2025-2026 Adopted FTE	FY2026-2027 Proposed FTE	Change FTE
Municipal Court						
1	Court Administrator	FT	1.00	1.00	1.00	0.00
2	Lead Municipal Court Clerk	FT	1.00	1.00	1.00	0.00
3	Municipal Court Clerk	FT	1.00	1.00	1.00	0.00
4	Municipal Court Clerk	FT	1.00	1.00	1.00	0.00
	Total:		4.00	4.00	4.00	0.00
TOTAL FINANCIAL SERVICES			**24.00**	**27.00**	**24.00**	**-3.00**
Parks & Recreation Administration						
1	Director, Parks & Recreation	FT	1.00	1.00	1.00	0.00
2	Deputy Director, Parks & Recreation	FT	1.00	1.00	0.00	-1.00
3	Parks Superintendent	FT	0.00	0.00	1.00	1.00
4	Assistant Director, Parks & Recreation	FT	1.00	1.00	0.00	-1.00
5	Management Assistant	FT	1.00	1.00	1.00	0.00
6	Manager, Business & Strategic Planning	FT	1.00	1.00	0.00	-1.00
7	Parks Planning & Project Manager	FT	1.00	1.00	1.00	0.00
	Total:		6.00	6.00	4.00	-2.00
Parks Maintenance						
1	Crew Leader, Parks	FT	1.00	1.00	1.00	0.00
2	Senior Parks Technician	FT	1.00	1.00	1.00	0.00
3	Senior Parks Technician	FT	1.00	1.00	1.00	0.00
4	Senior Parks Technician	FT	1.00	1.00	1.00	0.00
5	Senior Parks Technician	FT	1.00	1.00	1.00	0.00
6	Parks Technician	FT	1.00	1.00	1.00	0.00
7	Parks Technician	FT	1.00	1.00	1.00	0.00
8	Parks Technician	FT	1.00	1.00	1.00	0.00
9	Parks Technician	FT	0.00	1.00	1.00	0.00
10	Senior Parks Technician	FT	1.00	1.00	1.00	0.00
11	Parks Technician	FT	1.00	1.00	1.00	0.00
12	Parks Technician, Mechanic	FT	1.00	1.00	1.00	0.00

	Position Title	FT/PT/L	FY 2024-2025 Adopted FTE	FY2025-2026 Adopted FTE	FY2026-2027 Proposed FTE	Change FTE
13	Crew Leader, Parks	FT	1.00	1.00	1.00	0.00
14	Parks Technician	FT	1.00	1.00	1.00	0.00
15	Senior Parks Technician	FT	1.00	1.00	1.00	0.00
16	Supervisor, Parks Irrigation	FT	1.00	1.00	1.00	0.00
17	Crew Leader, Parks	FT	1.00	1.00	1.00	0.00
18	Aquatic Maintenance Technician	FT	1.00	1.00	1.00	0.00
19	Parks Technician	FT	1.00	1.00	0.00	-1.00
20	Division Manager, Parks Maintenance	FT	1.00	1.00	0.00	-1.00
	Total:		20.00	20.00	18.00	-2.00
Park Trails						
1	Supervisor, Parks	FT	0.00	0.00	1.00	1.00
2	Parks Technician	FT	0.00	0.00	1.00	1.00
3	Parks Technician	FT	0.00	0.00	1.00	1.00
4	Parks Technician	FT	0.00	0.00	1.00	1.00
	Total:		0.00	0.00	4.00	4.00
Park Conservation						
1	Supervisor, Parks	FT	1.00	1.00	0.00	-1.00
2	Crew Leader, Parks	FT	1.00	1.00	1.00	0.00
3	Division Manager, Conservation	FT	1.00	1.00	1.00	0.00
4	Senior Parks Technician	FT	1.00	1.00	1.00	0.00
5	Parks Technician	FT	1.00	1.00	1.00	0.00
6	Parks Technician	FT	1.00	1.00	0.00	-1.00
7	Integrated Pest Management Technician	FT	1.00	1.00	1.00	0.00
8	Supervisor, Native Landscape	FT	1.00	1.00	1.00	0.00
9	Parks Technician	FT	1.00	1.00	1.00	0.00
10	Parks Technician	FT	1.00	1.00	1.00	0.00
	Total:		10.00	10.00	8.00	-2.00

	Position Title	FT/PT/L	FY 2024-2025 Adopted FTE	FY2025-2026 Adopted FTE	FY2026-2027 Proposed FTE	Change FTE
Recreation Programs						
1	Coordinator, Recreation	FT	1.00	1.00	1.00	0.00
2	Coordinator, Recreation	FT	1.00	1.00	0.00	-1.00
3	Coordinator, Recreation	FT	1.00	1.00	1.00	0.00
4	Division Manager, Recreation	FT	1.00	1.00	0.00	-1.00
5	Coordinator, Recreation	FT	1.00	1.00	0.00	-1.00
6	Recreation Coordinator, Therapeutic	FT	1.00	1.00	1.00	0.00
	Total:		6.00	6.00	3.00	-3.00
Aquatic Programs						
1	Coordinator, Recreation	FT	0.00	0.00	1.00	1.00
	Total:		0.00	0.00	1.00	1.00
Special Events						
1	Coordinator, Special Events	FT	1.00	1.00	1.00	0.00
2	Program Coordinator	FT	1.00	1.00	1.00	0.00
3	Division Manager, Special Events	FT	1.00	1.00	1.00	0.00
4	Recreation Specialist	FT	1.00	1.00	1.00	0.00
5	Coordinator, Recreation	FT	0.00	1.00	1.00	0.00
	Total:		4.00	5.00	5.00	0.00
Dacy Lane						
1	Supervisor, Recreation	FT	0.00	1.00	1.00	0.00
	Total:		0.00	1.00	1.00	0.00
TOTAL PARKS DEPARTMENT:			**46.00**	**48.00**	**44.00**	**-4.00**
Library Services						
1	Director, Library Services	FT	1.00	1.00	1.00	0.00
2	Assistant Director, Library Services	FT	1.00	1.00	1.00	0.00
3	Manager, Technical Services	FT	1.00	1.00	1.00	0.00
4	Senior Circulation Assistant	FT	1.00	1.00	1.00	0.00
5	Librarian, Youth Services	FT	0.00	1.00	1.00	0.00
6	Librarian, Adult Services	FT	1.00	1.00	1.00	0.00
7	Circulation Assistant	FT	1.00	1.00	1.00	0.00
8	Senior Circulation Assistant	FT	1.00	1.00	1.00	0.00

	Position Title	FT/PT/L	FY 2024-2025 Adopted FTE	FY2025-2026 Adopted FTE	FY2026-2027 Proposed FTE	Change FTE
9	Senior Circulation Assistant	FT	1.00	1.00	1.00	0.00
10	Circulation Assistant	PT	0.50	0.50	0.50	0.00
11	Circulation Assistant	PT	0.50	0.50	0.50	0.00
12	Librarian, Outreach	FT	1.00	1.00	1.00	0.00
13	Circulation Assistant	FT	1.00	1.00	1.00	0.00
14	Circulation Assistant	PT	0.00	0.00	0.50	0.50
15	Circulation Assistant	PT	1.00	1.00	0.50	-0.50
16	Library Programming & Communications Coordinator	FT	1.00	1.00	0.00	-1.00
17	Manager, Circulation	FT	1.00	1.00	1.00	0.00
	Total:		14.00	15.00	14.00	-1.00

Police Department

Office of the Police Chief

1	Chief of Police	FT	1.00	1.00	1.00	0.00
2	Assistant Police Chief	FT	1.00	1.00	1.00	0.00
3	Public Information & Community Engagement Specialist	FT	1.00	1.00	1.00	0.00
4	Police Commander	FT	0.00	0.00	1.00	1.00
5	Police Commander	FT	0.00	0.00	1.00	1.00
6	Police Commander	FT	0.00	0.00	1.00	1.00
7	Police Commander	FT	0.00	0.00	1.00	1.00
8	Police Commander	FT	0.00	0.00	1.00	1.00
9	Strategic Analyst	FT	0.00	0.00	1.00	1.00
	Total:		3.00	3.00	9.00	6.00

	Position Title	FT/PT/L	FY 2024-2025 Adopted FTE	FY2025-2026 Adopted FTE	FY2026-2027 Proposed FTE	Change FTE
CIB - Criminal Investigations Division						
1	Police Commander	FT	0.20	0.20	0.00	-0.20
2	Police Sergeant	FT	1.00	1.00	1.00	0.00
3	Police Sergeant	FT	1.00	1.00	1.00	0.00
4	Police Officer (Detective)	FT	1.00	1.00	1.00	0.00
5	Police Officer (Detective)	FT	1.00	1.00	1.00	0.00
6	Police Officer (Detective)	FT	1.00	1.00	1.00	0.00
7	Police Officer (Detective)	FT	1.00	1.00	1.00	0.00
8	Police Officer (Detective)	FT	1.00	1.00	1.00	0.00
9	Police Officer (Detective)	FT	1.00	1.00	0.00	-1.00
10	Police Officer (Detective)	FT	1.00	1.00	0.00	-1.00
11	Crime Analyst	FT	1.00	1.00	0.00	-1.00
	Total:		10.20	10.20	7.00	-3.20
CIB - Narcotics Division						
1	Police Commander	FT	0.20	0.20	0.00	-0.20
2	Narcotics Investigator (Detective)	FT	1.00	1.00	1.00	0.00
3	Police Officer- Narcotics	FT	1.00	1.00	1.00	0.00
4	Police Officer- Narcotics	FT	0.00	0.00	1.00	1.00
	Total:		2.20	2.20	3.00	0.80
CIB - Forensic & Evidence Division						
1	Police Commander	FT	0.20	0.20	0.00	-0.20
2	Forensic Investigator	FT	1.00	1.00	1.00	0.00
3	Forensic Investigator	FT	1.00	1.00	1.00	0.00
4	Property & Evidence Technician	FT	0.00	1.00	1.00	0.00
	Total:		2.20	3.20	3.00	-0.20
CIB - Victims Services Division						
1	Police Commander	FT	0.20	0.20	0.00	-0.20
2	Coordinator, Victim Services	FT	1.00	1.00	1.00	0.00
	Total:		1.20	1.20	1.00	-0.20

	Position Title	FT/PT/L	FY 2024-2025 Adopted FTE	FY2025-2026 Adopted FTE	FY2026-2027 Proposed FTE	Change FTE
CIB - Crime Analysis Division						
1	Police Commander	FT	0.20	0.20	0.00	-0.20
2	Crime Analyst	FT	1.00	1.00	1.00	0.00
3	Crime Analyst	FT	0.00	0.00	1.00	1.00
	Total:		1.20	1.20	2.00	0.80
TOTAL CRIMINAL INVESTIGATIONS BUREAU (CIB):			**17.00**	**18.00**	**16.00**	**-2.00**
OB - Patrol						
1	Police Commander	FT	0.50	0.50	0.00	-0.50
2	Police Officer	FT	1.00	1.00	1.00	0.00
3	Police Officer	FT	1.00	1.00	1.00	0.00
4	Police Services Specialist	FT	1.00	1.00	1.00	0.00
5	Police Officer (Cadet)	FT	1.00	1.00	1.00	0.00
6	Police Officer (Cadet)	FT	1.00	1.00	1.00	0.00
7	Police Officer	FT	1.00	1.00	1.00	0.00
8	Police Officer (Cadet)	FT	1.00	1.00	1.00	0.00
9	Police Officer	FT	1.00	1.00	1.00	0.00
10	Police Corporal	FT	1.00	1.00	1.00	0.00
11	Police Sergeant	FT	1.00	1.00	1.00	0.00
12	Police Officer	FT	1.00	1.00	1.00	0.00
13	Police Sergeant	FT	1.00	1.00	1.00	0.00
14	Police Officer	FT	1.00	1.00	1.00	0.00
15	Police Officer	FT	1.00	1.00	1.00	0.00
16	Police Officer	FT	1.00	1.00	1.00	0.00
17	Police Officer	FT	1.00	1.00	1.00	0.00
18	Police Corporal	FT	1.00	1.00	1.00	0.00
19	Police Sergeant	FT	1.00	1.00	1.00	0.00
20	Police Officer (Cadet)	FT	1.00	1.00	1.00	0.00
21	Police Officer	FT	1.00	1.00	1.00	0.00
22	Police Officer(Cadet)	FT	1.00	1.00	1.00	0.00
23	Police Sergeant	FT	1.00	1.00	1.00	0.00
24	Police Officer	FT	1.00	1.00	1.00	0.00
25	Police Officer	FT	1.00	1.00	1.00	0.00
26	Police Officer	FT	1.00	1.00	1.00	0.00
27	Police Officer	FT	1.00	1.00	1.00	0.00
28	Police Officer	FT	1.00	1.00	1.00	0.00

	Position Title	FT/PT/L	FY 2024-2025 Adopted FTE	FY2025-2026 Adopted FTE	FY2026-2027 Proposed FTE	Change FTE
29	Police Officer (Cadet)	FT	0.00	1.00	1.00	0.00
30	Police Officer	FT	1.00	1.00	1.00	0.00
31	Patrol Secretary	FT	1.00	1.00	1.00	0.00
32	Police Officer	FT	1.00	1.00	1.00	0.00
33	Police Officer	FT	1.00	1.00	1.00	0.00
34	Police Officer	FT	1.00	1.00	1.00	0.00
35	Police Officer	FT	1.00	1.00	1.00	0.00
36	Police Sergeant	FT	1.00	1.00	1.00	0.00
37	Police- K9 Officer	FT	0.00	0.00	1.00	1.00
38	Police Officer	FT	1.00	1.00	1.00	0.00
39	Police Officer	FT	1.00	1.00	1.00	0.00
40	Police Officer	FT	1.00	1.00	1.00	0.00
41	Police Officer	FT	1.00	1.00	1.00	0.00
42	Police Officer	FT	1.00	1.00	1.00	0.00
43	Police Officer	FT	1.00	1.00	1.00	0.00
44	Police Officer	FT	1.00	1.00	1.00	0.00
45	Police Officer	FT	1.00	1.00	1.00	0.00
46	Police Officer	FT	1.00	1.00	1.00	0.00
47	Police Officer	FT	1.00	1.00	1.00	0.00
48	Police Officer	FT	1.00	1.00	1.00	0.00
49	Police Officer	FT	1.00	1.00	1.00	0.00
50	Police Sergeant	FT	1.00	1.00	1.00	0.00
51	Police Officer	FT	1.00	1.00	1.00	0.00
52	Police Corporal	FT	1.00	1.00	1.00	0.00
53	Police Officer	FT	1.00	1.00	1.00	0.00
54	Police Officer	FT	1.00	1.00	1.00	0.00
	Total:		54.50	52.50	53.00	0.50
OB - Traffic						
1	Police Commander	FT	0.50	0.50	0.00	-0.50
2	Police Sergeant	FT	1.00	1.00	1.00	0.00
3	Police Officer (Traffic)	FT	1.00	1.00	1.00	0.00
4	Police Officer (Traffic)	FT	1.00	1.00	1.00	0.00
5	Police Officer (Traffic)	FT	1.00	1.00	1.00	0.00
6	Police Officer (Traffic)	FT	1.00	1.00	1.00	0.00
7	Police Officer (Traffic)	FT	1.00	1.00	1.00	0.00
	Total:		6.50	6.50	6.00	-0.50

	Position Title	FT/PT/L	FY 2024-2025 Adopted FTE	FY2025-2026 Adopted FTE	FY2026-2027 Proposed FTE	Change FTE
OB - Mental Health						
1	Mental Health Civilian Responder	FT	1.00	1.00	1.00	0.00
2	Police Officer (Mental Health)	FT	1.00	1.00	1.00	0.00
3	Police Sergeant	FT	1.00	1.00	1.00	0.00
4	Police Officer	FT	0.00	1.00	1.00	0.00
	Total:		3.00	4.00	4.00	0.00
TOTAL OPERATIONS BUREAU (OB):			**64.00**	**63.00**	**63.00**	**0.00**
ESB - Professional Standards & Community Engagement Division						
1	Police Commander	FT	0.33	0.50	0.00	-0.50
2	Police Commander	FT	1.00	1.00	0.00	-1.00
3	Police Officer (Juvenile Justice)	FT	1.00	1.00	1.00	0.00
4	Police Officer	FT	1.00	1.00	1.00	0.00
5	Police Officer (Warrant Officer)	FT	1.00	1.00	1.00	0.00
6	Police Officer (Warrant Officer)	FT	0.00	1.00	1.00	0.00
7	Police Sergeant	FT	1.00	1.00	1.00	0.00
	Total:		5.33	6.50	5.00	-1.50
ESB - Training & Mental Health						
1	Fleet Technician	FT	0.00	1.00	1.00	0.00
2	Police Officer	FT	1.00	1.00	1.00	0.00
3	Coordinator, Logistics	FT	1.00	1.00	1.00	0.00
4	Police Commander	FT	0.50	1.00	0.00	-1.00
5	Training Coordinator	FT	1.00	1.00	1.00	0.00
6	Police Commander	FT	0.33	0.50	0.00	-0.50
7	Police Sergeant	FT	1.00	1.00	1.00	0.00
8	Coordinator, Fleet	FT	1.00	1.00	1.00	0.00
	Total:		5.83	7.50	6.00	-1.50

	Position Title	FT/PT/L	FY 2024-2025 Adopted FTE	FY2025-2026 Adopted FTE	FY2026-2027 Proposed FTE	Change FTE
ESB - Neighborhood Services - Animal Control						
1	Police Commander	FT	0.33	0.00	0.00	0.00
2	Police Sergeant	FT	0.50	0.00	0.00	0.00
3	Supervisor, Animal Services	FT	1.00	0.00	0.00	0.00
4	Animal Services Officer	FT	1.00	0.00	0.00	0.00
5	Animal Services Officer	FT	1.00	0.00	0.00	0.00
6	Animal Services Officer	FT	1.00	0.00	0.00	0.00
7	Animal Services Officer	FT	1.00	0.00	0.00	0.00
	Total:		5.83	0.00	0.00	0.00
TOTAL EXECUTIVE SERVICES BUREAU (ESB):			**17.00**	**14.00**	**11.00**	**-3.00**
Emergency Communications Bureau						
1	Manager, Emergency Communications	FT	1.00	1.00	1.00	0.00
2	Supervisor, Emergency Communications	FT	1.00	1.00	1.00	0.00
3	Lead Telecommunications Operator	FT	1.00	1.00	1.00	0.00
4	Lead Telecommunications Operator	FT	1.00	1.00	1.00	0.00
5	Lead Telecommunications Operator	FT	1.00	1.00	1.00	0.00
6	Lead Telecommunications Operator	FT	1.00	1.00	1.00	0.00
7	Telecommunications Operator	FT	1.00	1.00	1.00	0.00
8	Telecommunications Operator	FT	1.00	1.00	1.00	0.00
9	Telecommunications Operator	FT	1.00	1.00	1.00	0.00
10	Telecommunications Operator	FT	1.00	1.00	1.00	0.00
11	Telecommunications Operator	FT	1.00	1.00	1.00	0.00
12	Telecommunications Operator	FT	1.00	1.00	1.00	0.00
13	Telecommunications Operator	FT	1.00	1.00	1.00	0.00
14	Telecommunications Operator	FT	1.00	1.00	1.00	0.00
15	Telecommunications Operator	PT	0.00	0.00	0.50	0.50

	Position Title	FT/PT/L	FY 2024-2025 Adopted FTE	FY2025-2026 Adopted FTE	FY2026-2027 Proposed FTE	Change FTE
16	Telecommunications Operator	FT	1.00	1.00	1.00	0.00
17	Telecommunications Operator	FT	1.00	1.00	1.00	0.00
18	Telecommunications Operator	FT	1.00	1.00	1.00	0.00
19	Telecommunications Operator	FT	1.00	1.00	1.00	0.00
20	Telecommunications Operator	FT	1.00	1.00	1.00	0.00
21	Telecommunications Operator	PT	1.00	1.00	0.50	-0.50
22	Coordinator, Emergency Communications Compliance	FT	1.00	1.00	1.00	0.00
23	Real Time Crime Analyst	FT	1.00	1.00	1.00	0.00
24	Real Time Crime Analyst	FT	1.00	1.00	1.00	0.00
	Total:		23.00	23.00	23.00	0.00
Records Bureau						
1	Supervisor, Records	FT	1.00	1.00	1.00	0.00
2	Coordinator, Records Compliance	FT	1.00	1.00	1.00	0.00
3	Records Specialist	FT	1.00	1.00	1.00	0.00
4	Records Specialist	FT	1.00	1.00	1.00	0.00
5	Records Specialist	FT	1.00	1.00	1.00	0.00
6	Manager, Records	FT	1.00	1.00	1.00	0.00
8	Records Clerk	FT	1.00	1.00	1.00	0.00
9	Records Specialist	FT	1.00	1.00	1.00	0.00
	Total:		8.00	8.00	8.00	0.00
Administrative Services Bureau						
1	Executive Assistant	FT	1.00	1.00	1.00	0.00
2	Management Assistant	FT	1.00	1.00	1.00	0.00
3	Management Assistant	FT	1.00	1.00	1.00	0.00
4	Strategic Analyst	FT	1.00	1.00	0.00	-1.00
	Total:		4.00	4.00	3.00	-1.00

	Position Title	FT/PT/L	FY 2024-2025 Adopted FTE	FY2025-2026 Adopted FTE	FY2026-2027 Proposed FTE	Change FTE
Emergency Management						
1	Coordinator, Emergency Management	FT	1.00	1.00	1.00	0.00
2	Emergency Planner	FT	0.00	1.00	1.00	0.00
	Total:		1.00	2.00	2.00	0.00
	Police Total:		**137.00**	**135.00**	**135.00**	**0.00**
PW- Administration						
1	Director, Transportation & Public Works	FT	0.00	0.00	1.00	1.00
2	Deputy Director, Transportation & Public Works	FT	0.00	0.00	1.00	1.00
3	Division Manager, Street	FT	0.00	0.00	1.00	1.00
	Total:		0.00	0.00	3.00	3.00
Fleet Maintenance						
1	Division Manager, Fleet & Fuel	FT	1.00	1.00	1.00	0.00
			1.00	1.00	1.00	0.00
Inspections						
1	Transportation & Public Works Inspector	FT	0.00	0.00	1.00	1.00
2	Transportation & Public Works Inspector	FT	0.00	0.00	1.00	1.00
3	Transportation & Public Works Inspector	FT	0.00	0.00	1.00	1.00
4	Transportation & Public Works Inspector	FT	0.00	0.00	1.00	1.00
5	Transportation & Public Works Inspector	FT	0.00	0.00	1.00	1.00
6	Transportation & Public Works Inspector	FT	0.00	0.00	1.00	1.00
7	Supervisor, Transportation & Public Works Inspections	FT	0.00	0.00	1.00	1.00
8	Transportation & Public Works Inspector	FT	0.00	0.00	1.00	1.00
	Divsion Manager, Transportation & Public Works Inspections	FT	0.00	0.00	1.00	1.00
	Total:		0.00	0.00	9.00	9.00

	Position Title	FT/PT/L	FY 2024-2025 Adopted FTE	FY2025-2026 Adopted FTE	FY2026-2027 Proposed FTE	Change FTE
Facilities Division						
1	Division Manager, Facilities	FT	1.00	1.00	1.00	0.00
2	Supervisor, Facilities	FT	0.00	1.00	1.00	0.00
3	Building Maintenance Specialist	FT	1.00	1.00	1.00	0.00
4	Building Maintenance Specialist	FT	1.00	1.00	1.00	0.00
5	Building Maintenance Technician	FT	1.00	1.00	1.00	0.00
6	Building Maintenance Technician	FT	1.00	1.00	1.00	0.00
7	Building Maintenance Technician	FT	1.00	1.00	1.00	0.00
8	Building Maintenance Technician	FT	1.00	1.00	1.00	0.00
9	Building Maintenance Technician	FT	1.00	1.00	1.00	0.00
10	Building Maintenance Technician	FT	1.00	1.00	1.00	0.00
11	Building Maintenance Specialist	FT	1.00	1.00	1.00	0.00
12	Building Maintenance Specialist	FT	1.00	1.00	1.00	0.00
	Total:		11.00	12.00	12.00	0.00
Street Maintenance						
1	Senior Street Technician	FT	1.00	1.00	1.00	0.00
2	Crew Leader, Street	FT	1.00	1.00	1.00	0.00
3	Street Technician	FT	1.00	1.00	1.00	0.00
4	Street Technician	FT	1.00	1.00	1.00	0.00
5	Street Technician	FT	1.00	1.00	1.00	0.00
6	Street Technician	FT	1.00	1.00	1.00	0.00
7	Street Technician	FT	1.00	1.00	1.00	0.00
8	Street Technician	FT	1.00	1.00	1.00	0.00
9	Street Technician	FT	1.00	1.00	1.00	0.00
10	Street Foreperson	FT	1.00	1.00	1.00	0.00
11	Street Technician	FT	1.00	1.00	1.00	0.00
12	Street Technician	FT	1.00	1.00	1.00	0.00
13	Street Technician	FT	0.00	0.00	1.00	1.00
14	Street Superintendent	FT	0.33	0.33	0.00	-0.33
15	Deputy Director, Transportation & Public Works	FT	0.17	0.17	0.00	-0.17
16	Division Manager, Street	FT	0.50	0.50	0.00	-0.50
17	Transportation & Public Works Inspector	FT	0.20	0.20	0.00	-0.20
18	Transportation & Public Works Inspector	FT	0.20	0.20	0.00	-0.20
19	Transportation & Public Works Inspector	FT	0.20	0.20	0.00	-0.20
20	Transportation & Public Works Inspector	FT	0.20	0.20	0.00	-0.20

	Position Title	FT/PT/L	FY 2024-2025 Adopted FTE	FY2025-2026 Adopted FTE	FY2026-2027 Proposed FTE	Change FTE
21	Administrative Assistant	FT	0.00	0.00	0.00	0.00
22	Pump & Motor Technician	FT	0.25	0.25	0.00	-0.25
23	Supervisor, Transportation & Public Works Inspections	FT	0.25	0.25	0.00	-0.25
24	Transportation & Public Works Inspector	FT	0.20	0.20	0.00	-0.20
25	Transportation & Public Works Inspector	FT	0.20	0.20	0.00	-0.20
26	Transportation & Public Works Inspector	FT	0.20	0.20	0.00	-0.20
27	Divsion Manager, Transportation & Public Works Inspections	FT	1.00	1.00	0.00	-1.00
28	Assistant Director, Traffic & Transportation Management	FT	0.50	0.50	0.00	-0.50
29	Director, Transportation & Public Works	FT	0.50	0.50	0.00	-0.50
	Total:		16.90	16.90	13.00	-3.90
Street Construction						
1	Deputy Director,Transportation & Public Works	FT	0.17	0.17	0.00	-0.17
2	Street Technician	FT	1.00	1.00	1.00	0.00
3	Senior Street Technician	FT	1.00	1.00	1.00	0.00
4	Senior Street Technician	FT	1.00	1.00	1.00	0.00
5	Street Foreperson	FT	1.00	1.00	1.00	0.00
6	Street Technician	FT	1.00	1.00	1.00	0.00
7	Street Technician	FT	1.00	1.00	1.00	0.00
8	Crew Leader, Street	FT	1.00	1.00	1.00	0.00
9	Senior Street Technician	FT	1.00	1.00	1.00	0.00
10	Senior Street Technician	FT	1.00	1.00	1.00	0.00
11	Street Technician	FT	1.00	1.00	1.00	0.00
12	Senior Street Technician	FT	1.00	1.00	1.00	0.00
13	Street Technician	FT	1.00	1.00	1.00	0.00
14	Senior Street Technician	FT	1.00	1.00	1.00	0.00
15	Street Technician	FT	1.00	1.00	1.00	0.00
16	Street Technician	FT	1.00	1.00	1.00	0.00
17	Street Superintendent	FT	0.33	0.33	1.00	0.67
18	Senior Street Technician	FT	1.00	1.00	1.00	0.00
19	Street Technician	FT	1.00	1.00	1.00	0.00
20	Pump & Motor Technician	FT	0.25	0.25	0.00	-0.25
21	Division Manager, Street	FT	0.50	0.50	0.00	-0.50
22	Transportation & Public Works Inspector	FT	0.20	0.20	0.00	-0.20
23	Transportation & Public Works Inspector	FT	0.20	0.20	0.00	-0.20
24	Transportation & Public Works Inspector	FT	0.20	0.20	0.00	-0.20
25	Administrative Assistant	FT	0.00	0.00	0.00	0.00

	Position Title	FT/PT/L	FY 2024-2025 Adopted FTE	FY2025-2026 Adopted FTE	FY2026-2027 Proposed FTE	Change FTE
26	Transportation & Public Works Inspector	FT	0.20	0.20	0.00	-0.20
27	Supervisor, Transportation & Public Works Inspections	FT	0.25	0.25	0.00	-0.25
28	Transportation & Public Works Inspector	FT	0.20	0.20	0.00	-0.20
29	Transportation & Public Works Inspector	FT	0.20	0.20	0.00	-0.20
30	Transportation & Public Works Inspector	FT	0.20	0.20	0.00	-0.20
31	Assistant Director, Traffic & Transportation Management	FT	0.50	0.50	0.00	-0.50
32	Director, Transportation & Public Works	FT	0.50	0.50	0.00	-0.50
	Total:		20.90	20.90	18.00	-2.90
Total Streets Division			37.81	37.81	31.00	-6.81
Right-of-Way Maintenance Division						
1	Parks Technician	FT	1.00	1.00	1.00	0.00
2	Apprentice Electrician	FT	1.00	1.00	1.00	0.00
3	Parks Technician	FT	1.00	1.00	1.00	0.00
4	Crew Leader, Parks	FT	1.00	1.00	1.00	0.00
5	Crew Leader, Parks	FT	1.00	1.00	1.00	0.00
6	Crew Leader, Parks	FT	1.00	1.00	1.00	0.00
7	Supervisor, Parks	FT	1.00	1.00	1.00	0.00
8	Senior Parks Technician	FT	1.00	1.00	1.00	0.00
9	Division Manager, Beautification	FT	1.00	1.00	1.00	0.00
10	Senior Parks Technician	FT	1.00	1.00	1.00	0.00
11	Parks Crew Leader	FT	1.00	1.00	1.00	0.00
12	Senior Parks Technician	FT	1.00	1.00	1.00	0.00
13	Parks Technician	FT	1.00	1.00	1.00	0.00
14	Journeyworker Electrician	FT	1.00	1.00	1.00	0.00
15	Senior Parks Technician	FT	1.00	1.00	0.00	-1.00
16	Parks Technician	FT	1.00	1.00	1.00	0.00
17	Parks Technician	FT	1.00	1.00	1.00	0.00
	Total:		17.00	17.00	16.00	-1.00
	Transportation & Public Works Total:		**45.90**	**46.90**	**54.00**	**7.10**

	Position Title	FT/PT/L	FY 2024-2025 Adopted FTE	FY2025-2026 Adopted FTE	FY2026-2027 Proposed FTE	Change FTE
Engineering						
1	City Engineer/ Director	FT	0.25	0.25	1.00	0.75
2	Project Manager	FT	0.33	0.33	1.00	0.67
3	Engineering Technician	FT	0.00	1.00	1.00	0.00
4	Management Assistant	FT	0.00	0.00	1.00	1.00
5	Associate Engineer, Traffic	FT	1.00	1.00	0.00	-1.00
6	Engineer	FT	0.25	0.25	0.00	-0.25
7	Engineer	FT	0.00	1.00	0.00	-1.00
8	Engineer	FT	0.33	0.33	0.00	-0.33
9	Project Manager	FT	0.25	0.25	0.00	-0.25
10	Project Manager	FT	0.00	0.25	0.00	-0.25
11	Project Manager	FT	0.00	1.00	0.00	-1.00
12	Project Manager	FT	0.25	1.00	0.00	-1.00
13	Assistant Director, CIP & Planning	FT	0.25	0.25	0.00	-0.25
14	CIP Division Manager	FT	0.25	0.25	0.00	-0.25
15	Manager, Land Acquisition	FT	0.25	0.25	0.00	-0.25
16	Project Coordinator	FT	0.00	1.00	0.00	-1.00
17	Project Coordinator	FT	0.00	1.00	0.00	-1.00
			3.42	9.42	4.00	-5.42
CIP & Planning						
1	Engineer	FT	0.00	0.00	1.00	1.00
2	Project Manager	FT	0.00	0.00	1.00	1.00
3	Assistant Director, CIP & Planning	FT	0.00	0.00	1.00	1.00
4	Division Manager, CIP	FT	0.00	0.00	1.00	1.00
5	Manager, Land Acquisition	FT	0.00	0.00	1.00	1.00
6	Project Manager	FT	0.00	0.00	1.00	1.00
7	Project Manager	FT	0.00	0.00	1.00	1.00
8	Project Manager	FT	0.00	0.00	1.00	1.00
9	Project Coordinator	FT	0.00	0.00	1.00	1.00
10	Project Coordinator	FT	0.00	0.00	1.00	1.00
			0.00	0.00	10.00	10.00

	Position Title	FT/PT/L	FY 2024-2025 Adopted FTE	FY2025-2026 Adopted FTE	FY2026-2027 Proposed FTE	Change FTE
Traffic & Transportation Management						
1	Assistant Director, Traffic & Transportation	FT	0.00	0.00	1.00	1.00
2	Associate Engineer, Traffic		0.00	0.00	1.00	1.00
	Total:		0.00	0.00	2.00	2.00
	CIP & Engineering Total:		**3.42**	**9.42**	**16.00**	**6.58**
TOTAL GENERAL FUND:			**357.22**	**374.56**	**374.00**	**-0.56**
WATER FUND						
Human Resources						
1	Safety Program Officer	FT	0.00	0.33	0.50	0.17
	Total:		0.00	0.33	0.50	0.17
Engineering						
1	Associate Engineer	FT	0.50	0.50	0.50	0.00
2	Engineer	FT	0.50	0.50	0.50	0.00
3	Engineer	FT	0.25	0.25	0.50	0.25
4	Associate Engineer	FT	0.50	0.50	0.50	0.00
5	City Engineer	FT	0.25	0.25	0.00	-0.25
6	Engineer	FT	0.33	0.33	0.00	-0.33
7	Project Manager	FT	0.33	0.33	0.00	-0.33
8	Project Manager	FT	0.25	0.25	0.00	-0.25
9	Assistant Director, CIP & Planning	FT	0.25	0.25	0.00	-0.25
10	Division Manager, CIP	FT	0.25	0.25	0.00	-0.25
11	Manager, Land Acquisition	FT	0.25	0.25	0.00	-0.25
12	Project Manager	FT	0.25	0.25	0.00	-0.25
	Total:		3.92	3.92	2.00	-1.92
Utility Billing						
1	Supervisor, Utility Billing	FT	0.50	0.50	0.50	0.00
2	Utility Billing Clerk	FT	0.50	0.50	0.50	0.00
	Total:		1.00	1.00	1.00	0.00

	Position Title	FT/PT/L	FY 2024-2025 Adopted FTE	FY2025-2026 Adopted FTE	FY2026-2027 Proposed FTE	Change FTE
Water Administration						
1	Division Manager, Water/Wastewater Distribution	FT	0.50	0.50	0.50	0.00
2	Management Assistant	FT	0.50	0.50	0.50	0.00
3	Director, Water Utilities	FT	0.50	0.50	0.50	0.00
4	Assistant Director, Water Utilities	FT	0.50	0.50	0.50	0.00
5	Division Manager, Water/Wastewater Maintenance	FT	0.50	0.50	0.50	0.00
6	Assistant Director, Water Utilities	FT	0.50	0.50	0.50	0.00
7	Management Assistant	FT	0.50	0.50	0.50	0.00
8	Division Manager, Treatment & Operations	FT	0.50	0.50	0.50	0.00
9	Division Manager, Water Quality	FT	0.00	0.50	0.50	0.00
10	Deputy Director, Transportation & Public Works	FT	0.33	0.33	0.00	-0.33
11	Transportation & Public Works Inspector	FT	0.20	0.20	0.00	-0.20
12	Transportation & Public Works Inspector	FT	0.20	0.20	0.00	-0.20
13	Transportation & Public Works Inspector	FT	0.20	0.20	0.00	-0.20
14	Transportation & Public Works Inspector	FT	0.20	0.20	0.00	-0.20
15	Supervisor, Transportation & Public Works Inspections	FT	0.25	0.25	0.00	-0.25
16	Transportation & Public Works Inspector	FT	0.20	0.20	0.00	-0.20
17	Transportation & Public Works Inspector	FT	0.20	0.20	0.00	-0.20
18	Transportation & Public Works Inspector	FT	0.20	0.20	0.00	-0.20
19	Management Assistant	FT	0.00	0.00	0.00	0.00
	Total:		5.98	6.48	4.50	-1.98
Water Operating						
1	Lead Instrumentation & Control Technician	FT	1.00	1.00	1.00	0.00
2	Master Electrician	FT	0.33	0.33	0.50	0.17
3	Water Utility Technician	FT	1.00	1.00	1.00	0.00
4	Water Utility Foreperson	FT	0.50	0.50	0.50	0.00
5	Lead Pump & Motor Technician	FT	0.50	0.50	0.50	0.00
6	Chief Water Production Operator	FT	1.00	1.00	1.00	0.00
7	Crew Leader, Water Quality	FT	1.00	1.00	1.00	0.00
8	Senior Water Utility Technician	FT	1.00	1.00	1.00	0.00
9	Water Utility Technician	FT	1.00	1.00	1.00	0.00
10	Water Production Operator	FT	1.00	1.00	1.00	0.00
11	Water Utility Technician	FT	1.00	1.00	1.00	0.00
12	Water Utility Technician	FT	1.00	1.00	1.00	0.00
13	Water Production Operator	FT	1.00	1.00	1.00	0.00
14	Pump & Motor Technician	FT	0.25	0.25	0.50	0.25

	Position Title	FT/PT/L	FY 2024-2025 Adopted FTE	FY2025-2026 Adopted FTE	FY2026-2027 Proposed FTE	Change FTE
15	Instrumentation & Control Technician	FT	0.33	0.33	0.33	0.00
16	Instrumentation & Control Technician	FT	0.50	0.50	0.33	-0.17
17	Coordinator, Backflow Prevention Compliance	FT	1.00	1.00	1.00	0.00
18	Instrumentation & Control Technician	FT	0.00	0.33	1.00	0.67
19	Water Utility Technician	FT	1.00	1.00	1.00	0.00
20	Senior Water Utility Technician	FT	1.00	1.00	1.00	0.00
21	Water Production Operator	FT	1.00	1.00	1.00	0.00
22	Water Utility Technician	FT	1.00	1.00	1.00	0.00
23	Water Utility Technician	FT	1.00	1.00	1.00	0.00
24	Water Utility Technician	FT	1.00	1.00	1.00	0.00
25	Crew Leader, Water Quality	FT	1.00	1.00	1.00	0.00
26	Water Utility Technician	FT	1.00	1.00	1.00	0.00
27	Backflow Technician	FT	1.00	1.00	1.00	0.00
28	Coordinator, Water Conservation	FT	1.00	1.00	1.00	0.00
29	Water Production Operator	FT	1.00	1.00	1.00	0.00
30	Senior Water Utility Technician	FT	1.00	1.00	1.00	0.00
31	Water Utility Technician	FT	1.00	1.00	1.00	0.00
32	Utility Locator	FT	0.50	0.50	0.50	0.00
33	Instrumentation & Control Technician	FT	1.00	1.00	0.33	-0.67
34	Lead Water Operator	FT	0.00	1.00	1.00	0.00
35	Water/Wastewater Lab Technician	FT	0.00	0.50	0.50	0.00
	Total:		27.91	29.75	29.99	0.24
TOTAL WATER FUND:			**38.81**	**41.48**	**37.99**	**-3.49**
WASTEWATER FUND						
Human Resources						
1	Safety Program Officer	FT	0.00	0.33	0.50	0.17
	Total:		0.00	0.33	0.50	0.17
Engineering						
1	Associate Engineer	FT	0.50	0.50	0.50	0.00
2	Engineer	FT	0.50	0.50	0.50	0.00
3	Engineer	FT	0.25	0.25	0.50	0.25
4	Associate Engineer	FT	0.50	0.50	0.50	0.00
5	City Engineer	FT	0.25	0.25	0.00	-0.25
6	Engineer	FT	0.33	0.33	0.00	-0.33

	Position Title	FT/PT/L	FY 2024-2025 Adopted FTE	FY2025-2026 Adopted FTE	FY2026-2027 Proposed FTE	Change FTE
7	Project Manager	FT	0.33	0.33	0.00	-0.33
8	Project Manager	FT	0.25	0.25	0.00	-0.25
9	Assistant Director, CIP & Planning	FT	0.25	0.25	0.00	-0.25
10	Division Manager, CIP	FT	0.25	0.25	0.00	-0.25
11	Manager, Land Acquisition	FT	0.25	0.25	0.00	-0.25
12	Project Manager	FT	0.25	0.25	0.00	-0.25
	Total:		3.92	3.92	2.00	-1.92
Utility Billing						
1	Supervisor, Utility Billing	FT	0.50	0.50	0.50	0.00
2	Utility Billing Clerk	FT	0.50	0.50	0.50	0.00
	Total:		1.00	1.00	1.00	0.00
Wastewater Administration						
1	Division Manager, Water/Wastewater Distribution	FT	0.50	0.50	0.50	0.00
2	Management Assistant	FT	0.50	0.50	0.50	0.00
3	Director, Water Utilities	FT	0.50	0.50	0.50	0.00
4	Assistant Director, Water Utilities	FT	0.00	0.50	0.50	0.00
5	Division Manager, Water/Wastewater Maintenance	FT	0.50	0.50	0.50	0.00
6	Assistant Director, Water Utilities	FT	0.50	0.50	0.50	0.00
7	Management Assistant	FT	0.50	0.50	0.50	0.00
8	Division Manager, Treatment & Operations	FT	0.50	0.50	0.50	0.00
9	Division Manager, Water Quality	FT	0.00	0.00	0.00	0.00
10	Public Works Secretary	FT	0.00	0.00	0.00	0.00
11	Administrative Assistant	FT	0.00	0.00	0.00	0.00
12	Administrative Assistant	FT	0.00	0.00	0.00	0.00
13	Management Analyst	FT	0.00	0.00	0.00	0.00
14	Deputy Director, Transportation & Public Works	FT	0.33	0.33	0.00	-0.33
15	Transportation & Public Works Inspector	FT	0.20	0.20	0.00	-0.20
16	Transportation & Public Works Inspector	FT	0.20	0.20	0.00	-0.20
17	Transportation & Public Works Inspector	FT	0.20	0.20	0.00	-0.20
18	Transportation & Public Works Inspector	FT	0.20	0.20	0.00	-0.20

	Position Title	FT/PT/L	FY 2024-2025 Adopted FTE	FY2025-2026 Adopted FTE	FY2026-2027 Proposed FTE	Change FTE
19	Supervisor, Transportation & Public Works Inspections	FT	0.25	0.25	0.00	-0.25
20	Transportation & Public Works Inspector	FT	0.20	0.20	0.00	-0.20
21	Transportation & Public Works Inspector	FT	0.20	0.20	0.00	-0.20
22	Transportation & Public Works Inspector	FT	0.20	0.20	0.00	-0.20
23	Management Assistant	FT	0.50	0.50	0.00	-0.50
	Total:		5.98	6.48	4.00	-2.48
Wastewater Operating						
1	Master Electrician	FT	0.33	0.33	0.50	0.17
2	Water Utility Foreperson	FT	0.50	0.50	0.50	0.00
3	Lead Pump & Motor Technician	FT	0.50	0.50	0.50	0.00
4	Wastewater Technician	FT	0.00	0.00	1.00	1.00
5	Crew Leader, Wastewater	FT	1.00	1.00	1.00	0.00
6	Senior Wastewater Technician	FT	1.00	1.00	1.00	0.00
7	Pump & Motor Technician	FT	0.25	0.25	0.50	0.25
8	Senior Wastewater Technician	FT	1.00	1.00	1.00	0.00
9	Wastewater Technician	FT	1.00	1.00	1.00	0.00
10	Senior Wastewater Technician	FT	1.00	1.00	1.00	0.00
11	Wastewater Technician	FT	1.00	1.00	1.00	0.00
12	Wastewater Technician	FT	1.00	1.00	1.00	0.00
13	Utility Locator	FT	0.50	0.50	0.50	0.00
14	Water/Wastewater Lab Technician	FT	0.00	0.50	0.00	-0.50
15	Instrumentation & Control Technician	FT	0.67	0.67	0.67	0.00
16	Instrumentation & Control Technician	FT	0.50	0.50	0.67	0.17
17	Instrumentation & Control Technician	FT	0.00	0.33	0.67	0.34
18	Backflow Technician	FT	0.00	1.00	1.00	0.00
19	Lead Lift Station Technician	FT	1.00	1.00	0.00	-1.00
20	Lift Station Technician	FT	1.00	1.00	0.00	-1.00
21	Lift Station Technician	FT	1.00	1.00	0.00	-1.00
22	Lift Station Technician	FT	1.00	1.00	0.00	-1.00
	Total:		14.25	16.09	13.51	-2.58
Wastewater Treatment Plant						
1	Assistant Wastewater Treatment Plant Operator	FT	1.00	1.00	1.00	0.00
2	Lift Station Technician	FT	0.00	0.00	1.00	1.00
3	Chief Wastewater Treatment Operator	FT	1.00	1.00	1.00	0.00
4	Lead Wastewater Treatment Plant Operator	FT	1.00	1.00	1.00	0.00

	Position Title	FT/PT/L	FY 2024-2025 Adopted FTE	FY2025-2026 Adopted FTE	FY2026-2027 Proposed FTE	Change FTE
5	Division Manager, Wastewater Treatment	FT	1.00	1.00	1.00	0.00
6	Lead Lift Station Technician	FT	0.00	0.00	1.00	1.00
7	Wastewater Treatment Plant Operator	FT	1.00	1.00	1.00	0.00
8	Lift Station Technician	FT	0.00	0.00	1.00	1.00
9	Assistant Wastewater Treatment Plant Operator	FT	1.00	1.00	1.00	0.00
10	Lift Station Technician	FT	0.00	0.00	1.00	1.00
11	Coordinator, Pre-Treatment	FT	1.00	1.00	1.00	0.00
12	Assistant Wastewater Treatment Plant Operator	FT	1.00	1.00	1.00	0.00
13	Instrumentation & Control Technician	FT	0.33	0.33	0.00	-0.33
14	Assistant Wastewater Treatment Plant Operator	FT	0.00	1.00	1.00	0.00
15	Wastewater Treatment Plant Operator	FT	0.00	1.00	1.00	0.00
16	Master Electrician	FT	0.33	0.33	0.00	-0.33
	Total:		8.67	10.67	14.00	3.33
TOTAL WASTEWATER FUND:			**33.82**	**38.48**	**35.01**	**-3.47**
STORM DRAINAGE UTILITY FUND						
Drainage Administration						
1	City Engineer	FT	0.25	0.25	0.00	-0.25
2	Stormwater Management Program Administrator	FT	1.00	1.00	1.00	0.00
3	Engineer	FT	0.25	0.25	1.00	0.75
4	Assistant Director, CIP & Planning	FT	0.25	0.25	0.00	-0.25
5	Stormwater Inspector	FT	1.00	1.00	1.00	0.00
6	Division Manager, CIP	FT	0.25	0.25	0.00	-0.25
7	Manager, Land Acquisition	FT	0.25	0.25	0.00	-0.25
8	Project Manager	FT	0.25	0.25	0.00	-0.25
9	Project Manager	FT	0.25	0.25	0.00	-0.25
	Total:		3.75	3.75	3.00	-0.75
Drainage Operations						
1	Stormwater Drainage Foreperson	FT	1.00	1.00	1.00	0.00
2	Stormwater Drainage Technician	FT	1.00	1.00	1.00	0.00
3	Senior Stormwater Drainage Technician	FT	1.00	1.00	1.00	0.00
4	Stormwater Drainage Technician	FT	1.00	1.00	1.00	0.00
5	Crew Leader, Stormwater Drainage	FT	1.00	1.00	1.00	0.00

	Position Title	FT/PT/L	FY 2024-2025 Adopted FTE	FY2025-2026 Adopted FTE	FY2026-2027 Proposed FTE	Change FTE
6	Stormwater Drainage Technician	FT	1.00	1.00	1.00	0.00
7	Stormwater Drainage Technician	FT	1.00	1.00	1.00	0.00
8	Senior Stormwater Drainage Technician	FT	1.00	1.00	1.00	0.00
9	Street Superintendent	FT	0.33	0.33	0.00	-0.33
10	Transportation & Public Works Inspector	FT	0.20	0.20	0.00	-0.20
11	Transportation & Public Works Inspector	FT	0.20	0.20	0.00	-0.20
12	Transportation & Public Works Inspector	FT	0.20	0.20	0.00	-0.20
13	Transportation & Public Works Inspector	FT	0.20	0.20	0.00	-0.20
14	Transportation & Public Works Inspector	FT	0.20	0.20	0.00	-0.20
15	Transportation & Public Works Inspector	FT	0.20	0.20	0.00	-0.20
16	Transportation & Public Works Inspector	FT	0.20	0.20	0.00	-0.20
	Total:		9.73	9.73	8.00	-1.73
TOTAL STORM DRAINAGE UTILITY FUND:			**13.48**	**13.48**	**11.00**	**-2.48**
Grant Funds						
1	Victim Services Coordinator (Unfunded in FY '21-23)	FT	1.00	1.00	0.00	-1.00
2	Crime Victim Liaison (Grant Funded)	FT	1.00	1.00	1.00	0.00
3	Mental Health Civilian Responder (Grant Funded)	FT	1.00	1.00	1.00	0.00
			3.00	3.00	2.00	-1.00
TOTAL ALL FUNDS:			**446**	**471**	**460**	**-11.00**

General Fund
Summary & Line-Item Detail

Proposed Budget
Fiscal Year 2026-27

City Council Budget Meeting

August 1, 2026

City of Kyle, Texas
Fund Summary Budget Status Report
GENERAL FUND (1100)

		Actual 2023-24	Actual 2024-25	Approved Budget 2025-26	Year to Date w/Encumbrance 5/31/2026	Current Year Estimate 2025-26	ICM Proposed Budget 2026-27	Proposed $ Increase (Decrease) From FY 2025-26 Approved Budget	Proposed % Increase (Decrease) From FY 2025-26 Approved Budget
	BEGINNING FUND BALANCE	$ 34,218,420	$ 25,832,912	$ 19,244,259	$ 14,977,707	$ 14,977,707	$ 18,020,374		
	REVENUE								
1	Property Taxes	$ 17,787,140	$ 19,945,823	$ 21,669,253	$ 22,271,449	$ 22,554,610	$ 22,271,449	$ 602,197	2.78%
2	Sales Taxes	18,045,781	19,353,934	21,946,333	13,694,789	20,282,300	20,282,300	(1,664,033)	-7.58%
3	Other Taxes	282,706	290,571	258,183	221,154	179,099	179,099	(79,084)	-30.63%
4	Gross Receipts & Franchise Fees	3,708,497	3,911,684	4,042,089	3,073,740	4,569,269	4,370,937	328,848	8.14%
5	Charges for Services	5,000,012	5,280,152	5,321,123	3,627,826	5,448,491	5,349,776	28,654	0.54%
6	Fines and Forfeitures	407,840	515,848	503,000	303,811	474,536	474,536	(28,464)	-5.66%
7	Licenses, Fees and Permits	17,634	24,598	13,000	7,888	19,790	19,790	6,790	52.23%
8	Library Revenue	63,278	55,630	51,500	40,440	56,058	56,058	4,558	8.85%
9	Special Events	51,459	25,845	-	38,082	-	-	-	0.00%
10	Police Department Revenue	17,892	20,179	16,900	14,548	24,392	24,392	7,492	44.33%
11	Interest and Other	6,803,010	6,556,139	2,322,700	634,525	1,151,119	1,151,119	(1,171,581)	-50.44%
12	PID Administration Fee	3,401	3,355	3,500	710	3,500	3,500	-	0.00%
13	Construction Inspection	6,511,552	4,814,248	5,636,002	2,527,191	4,144,076	4,144,076	(1,491,926)	-26.47%
14	Land Use Planning & Review	1,497,358	1,814,553	1,362,334	600,621	789,105	789,105	(573,229)	-42.08%
15	Recreation Programs	301,364	350,971	324,000	271,756	612,927	612,927	288,927	89.18%
	TOTAL REVENUE	$ 60,498,927	$ 62,963,529	$ 63,469,916	$ 47,328,530	$ 60,309,272	$ 59,729,065	$ (3,740,852)	-5.89%
16	Transfer In:	$ 2,136,313	$ 9,884,444	$ 15,131,999	$ 7,566,000	$ 15,132,015	$ 13,956,349	$ (1,175,649)	-7.77%
	TOTAL REVENUE AND TRANSFERS IN:	$ 62,635,240	$ 72,847,974	$ 78,601,915	$ 54,894,530	$ 75,441,287	$ 73,685,414	$ (4,916,501)	-6.25%

		Actual 2023-24	Actual 2024-25	Approved Budget 2025-26	Year to Date w/Encumbrance 5/31/2026	Current Year Estimate 2025-26	ICM Proposed Budget 2026-27	Proposed $ Increase (Decrease) From FY 2025-26 Approved Budget	Proposed % Increase (Decrease) From FY 2025-26 Approved Budget
	EXPENDITURES								
	Mayor and Council								
1	Mayor	$ 57,276	$ 42,313	$ 33,292	$ 16,674	$ 27,968	$ 33,292	$ -	0.00%
2	Council District 1	43,958	28,308	29,417	11,805	20,954	29,417	-	0.00%
3	Council District 2	44,212	24,910	29,417	13,716	21,790	29,417	-	0.00%
4	Council District 3	24,672	20,046	29,417	15,479	23,638	29,417	-	0.00%
5	Council District 4	32,740	23,849	29,417	15,094	23,718	29,417	-	0.00%
6	Council District 5	32,225	25,302	29,417	12,528	20,722	29,417	-	0.00%
7	Council District 6	24,058	21,495	29,417	11,340	19,413	29,417	-	0.00%
	Total Mayor and Council:	$ 259,141	$ 186,222	$ 209,794	$ 96,636	$ 158,203	$ 209,794	$ -	0.00%
8	City Attorney's Office	$ 196,817	$ 575,224	$ 653,331	$ 405,881	$ 740,732	$ 736,209	$ 82,878	12.69%
9	City Manager's Office	1,573,079	1,596,073	1,996,558	1,207,200	1,581,174	2,113,181	116,623	5.84%
10	Animal Services	-	3,250	1,035,521	751,089	946,453	857,755	(177,766)	-17.17%
11	Administration	440,726	515,677	-	198,021	-	-	-	0.00%
12	Human Resources	924,838	964,613	1,337,271	693,457	970,102	1,085,967	(251,304)	-18.79%
13	Chief of Staff	-	1,704	-	-	-	-	-	0.00%
14	City Secretary's Office	525,475	608,903	726,678	673,340	744,035	661,843	(64,834)	-8.92%
15	Communications	755,912	1,085,482	1,299,569	850,304	1,098,081	881,467	(418,103)	-32.17%
16	Information Technology Services	1,436,091	4,847,785	5,748,613	4,409,092	5,944,804	5,232,518	(516,095)	-8.98%
17	Building and Code Enforcement	4,397,673	3,357,499	3,296,452	1,704,968	2,430,172	2,536,364	(760,089)	-23.06%
18	Planning Division	1,143,301	892,114	1,438,959	1,130,655	1,175,855	1,114,824	(324,135)	-22.53%
19	Economic Development	575,363	567,425	837,715	380,899	459,725	342,653	(495,062)	-59.10%
20	Financial Services Department	2,272,240	3,121,906	4,349,467	2,717,164	4,015,038	4,009,280	(340,188)	-7.82%
21	Parks and Recreation:	4,878,889	8,554,776	7,355,919	4,875,067	6,915,668	5,816,866	(1,539,052)	-20.92%
22	Library Services	1,178,777	1,669,606	1,702,806	1,196,383	1,568,786	1,477,437	(225,369)	-13.24%
23	Kyle Police Department:	17,550,473	21,259,562	20,320,039	14,381,250	21,565,572	21,948,238	1,628,199	8.01%
24	Council Initiated Programs	582,517	1,032,902	-	16,475	-	-	-	0.00%
25	Transportation & Public Works	8,255,821	8,458,424	13,293,410	8,044,906	11,331,411	10,689,606	(2,603,804)	-19.59%
26	CIP & Engineering	601,411	949,991	3,892,030	1,747,786	2,430,576	2,484,384	(1,407,646)	-36.17%
27	Solid Waste Services (Contract)	4,252,341	4,552,277	4,565,251	2,726,644	4,089,966	4,679,383	114,131	2.50%
	Departmental Total:	$ 51,800,883	$ 64,801,414	$ 74,059,382	$ 48,207,218	$ 68,166,353	$ 66,877,768	$ (7,181,614)	-9.70%
28	Non Departmental	$ 1,528,290	$ 2,425,155	$ 1,492,628	$ 765,272	$ 805,083	$ 770,082	$ (722,546)	-48.41%
29	Economic Incentive Program	1,923,380	1,232,136	1,580,000	501,555	1,319,215	1,580,000	-	0.00%
	TOTAL EXPENDITURES:	$ 55,252,553	$ 68,458,705	$ 77,132,009	$ 49,474,045	$ 70,290,651	$ 69,227,849	$ (7,904,160)	-10.25%
	TOTAL TRANSFERS OUT:	$ 15,768,195	$ 15,244,472	$ 2,107,968	$ 1,053,984	$ 2,107,969	$ 2,107,968	$ -	0.00%
	TOTAL EXPENDITURES & TRANSFERS OUT	$ 71,020,748	$ 83,703,177	$ 79,239,977	$ 50,528,129	$ 72,398,620	$ 71,335,817	$ (7,904,160)	-9.97%
	TOTAL REVENUE & TRANSFERS-IN IN EXCESS (DEFICIT) OVER EXPENDITURES	$ (8,385,508)	$ (10,855,204)	$ (638,063)	$ 4,366,401	$ 3,042,667	$ 2,349,597		
	ESTIMATED ENDING FUND BALANCE	**$ 25,832,912**	**$ 14,977,707**	**$ 18,606,197**	**$ 19,344,108**	**$ 18,020,374**	**$ 20,369,971**		

City of Kyle, Texas
Fund Summary Budget Status Report
GENERAL FUND (1100)

Line No.		Actual 2023-24	Actual 2024-25	Approved Budget 2025-26	Year to Date w/Encumbrance 5/31/2026	Current Year Estimate 2025-26	ICM Proposed Base Budget 2026-27	Supplemental Budget 2026-27	ICM Proposed Budget 2026-27	Proposed $ Increase (Decrease) From FY 2025-26 Approved Budget	Proposed % Increase (Decrease) From FY 2025-26 Approved Budget
	BEGINNING FUND BALANCE	34,218,420	25,832,912	$ 19,244,259	$ 14,977,707	$ 14,977,707	$ 18,020,374		$ 18,020,374		
	REVENUE:										
	GENERAL REVENUE										
	Property Taxes										
1	Property Taxes - Current	$ 17,839,286	$ 19,661,675	$ 21,486,523	$ 21,450,300	$ 21,733,461	$ 21,450,300	$ -	$ 21,450,300	$ (36,223)	-0.17%
2	Property Taxes - Delinquent	(141,499)	(3,726)	67,678	720,091	720,091	720,091	-	720,091	652,413	964.00%
3	Property Taxes - Rollbacks	17,388	196,240	47,374	56,328	56,328	56,328	-	56,328	8,954	18.90%
4	Property Taxes - P & I	71,964	91,633	67,678	44,730	44,730	44,730	-	44,730	(22,947)	-33.91%
	Total Property Taxes	$ 17,787,140	$ 19,945,823	$ 21,669,253	$ 22,271,449	$ 22,554,610	$ 22,271,449	$ -	$ 22,271,449	$ 602,197	2.78%
	Sales and Use Tax										
5	City Sales Tax	$ 12,036,536	$ 12,909,074	$ 14,630,961	$ 9,134,383	$ 13,613,750	$ 13,613,750	$ -	$ 13,613,750	$ (1,017,211)	-6.95%
6	Sales Tax (Prop Tax Reduction)	6,009,245	6,444,860	7,315,372	4,560,406	6,668,550	6,668,550	-	6,668,550	(646,822)	-8.84%
	Total Sales and Use Tax	$ 18,045,781	$ 19,353,934	$ 21,946,333	$ 13,694,789	$ 20,282,300	$ 20,282,300	$ -	$ 20,282,300	$ (1,664,033)	-7.58%
	Other Taxes										
7	Mixed Beverage (Liquor) Tax	$ 69,778	$ 72,467	$ 57,750	$ 40,043	$ 21,060	$ 21,060	$ -	$ 21,060	$ (36,690)	-63.53%
8	Mixed Bev Sales Tax	85,877	88,512	68,250	48,927	25,856	25,856	-	25,856	(42,394)	-62.12%
9	Payment in Lieu of Taxes (PILOT)	127,051	129,592	132,183	132,183	132,183	132,183	-	132,183	-	0.00%
	Total Other Taxes	$ 282,706	$ 290,571	$ 258,183	$ 221,154	$ 179,099	$ 179,099	$ -	$ 179,099	$ (79,084)	-30.63%
	Total All Taxes	$ 36,115,627	$ 39,590,327	$ 43,873,768	$ 36,187,392	$ 43,016,009	$ 42,732,848	$ -	$ 42,732,848	$ (1,140,920)	-2.60%
	Gross Receipts & Franchise Fees										
10	Pedernales Electric	$ 2,186,749	$ 2,444,970	$ 2,194,500	$ 1,888,647	$ 2,600,000	$ 2,600,000	$ -	$ 2,600,000	$ 405,500	18.48%
11	Gas Co-Ctrpnt/Entex/TX Gas Svc	197,637	233,406	257,322	199,266	388,268	388,268	-	388,268	130,946	50.89%
12	Time Warner Cable Franchise	301,440	263,326	469,476	172,874	232,684	232,684	-	232,684	(236,792)	-50.44%
13	Ambulance Service Franchise	1,801	2,039	3,176	1,696	2,100	2,100	-	2,100	(1,076)	-33.88%
14	Verizon SW Access Fees	4,494	3,802	6,353	1,817	1,812	1,812	-	1,812	(4,541)	-71.48%
15	Other Access Fees	18,277	31,379	16,075	13,333	23,506	23,506	-	23,506	7,431	46.23%
16	Trash Franchise - Res.	431,792	464,657	488,900	320,936	485,945	501,123	-	501,123	12,223	2.50%
17	Trash Franchise - Coml.	566,306	468,105	606,287	475,170	834,954	621,444	-	621,444	15,157	2.50%
	Total Gross Receipts & Franchise Fees	$ 3,708,497	$ 3,911,684	$ 4,042,089	$ 3,073,740	$ 4,569,269	$ 4,370,937	$ -	$ 4,370,937	$ 328,848	8.14%
	Charges for Services										
18	Refuse Charges - Residential	$ 4,323,580	$ 4,643,739	$ 4,580,687	$ 3,203,868	$ 4,821,613	$ 4,695,204	$ -	$ 4,695,204	$ 114,517	2.50%
19	Refuse Collection - Penalty	219,448	134,615	205,000	86,562	120,260	120,260	-	120,260	(84,740)	-41.34%
20	Miscellaneous Revenue	(16,809)	2,270	5,125	1,369	1,968	1,968	-	1,968	(3,157)	-61.60%
21	Solid Waste Administration Fee	471,308	493,582	530,208	334,515	502,514	530,208	-	530,208	-	0.00%
22	Refuse Service Charges	2,409	5,579	103	1,309	1,920	1,920	-	1,920	1,818	1773.17%
23	Refuse Transfer Fee	76	368	-	203	216	216	-	216	216	0.00%
	Total Charges for Services	$ 5,000,012	$ 5,280,152	$ 5,321,123	$ 3,627,826	$ 5,448,491	$ 5,349,776	$ -	$ 5,349,776	$ 28,654	0.54%
	Fines and Forfeitures										
24	Municipal Court Fines	$ 386,248	$ 485,449	$ 470,000	$ 268,745	$ 420,536	$ 420,536	$ -	$ 420,536	$ (49,464)	-10.52%
25	Court Administration Fee	17,637	24,876	23,000	17,187	26,288	26,288	-	26,288	3,288	14.30%
26	Youth Diversion Program Fee	-	400	-	-	-	-	-	-	-	0.00%
27	Electronic Pmt Processing Fee	3,955	5,123	10,000	17,869	27,712	27,712	-	27,712	17,712	177.12%
28	Cash Over/(Short)	-	-	-	10	-	-				
	Total Fines and Forfeitures	$ 407,840	$ 515,848	$ 503,000	$ 303,811	$ 474,536	$ 474,536	$ -	$ 474,536	$ (28,464)	-5.66%
	Licenses, Fees and Permits										
29	Animal Control Revenue	$ 1,076	$ 8,253	$ 5,000	$ 493	$ 5,000	$ 5,000	$ -	$ 5,000	$ -	0.00%
30	Solicitor Permits	3,264	400	1,000	-	-	-	-	-	(1,000)	-100.00%
31	Alcohol Permits	12,520	14,395	5,000	7,395	14,790	14,790	-	14,790	9,790	195.80%
32	Food Vendor Permits	250	1,000	2,000	-	-	-	-	-	(2,000)	-100.00%
33	Film & Misc Permits	525	550	-	-	-	-	-	-	-	0.00%
	Total Licenses, Fees and Permits	$ 17,634	$ 24,598	$ 13,000	$ 7,888	$ 19,790	$ 19,790	$ -	$ 19,790	$ 6,790	52.23%

City of Kyle, Texas
Fund Summary Budget Status Report
GENERAL FUND (1100)

		Actual 2023-24	Actual 2024-25	Approved Budget 2025-26	Year to Date w/Encumbrance 5/31/2026	Current Year Estimate 2025-26	ICM Proposed Base Budget 2026-27	Supplemental Budget 2026-27	ICM Proposed Budget 2026-27	Proposed $ Increase (Decrease) From FY 2025-26 Approved Budget	Proposed % Increase (Decrease) From FY 2025-26 Approved Budget
	Library Revenue										
34	Library Cards	$ -	$ -	$ -	$ -	$ -	$ -	$ -	$ -	$ -	0.00%
35	Copier/Fax Fees	19,999	17,142.58	10,000	9,309	13,830	13,830	-	13,830	3,830	38.30%
36	Library General Revenue	1,462	2,616.37	1,500	1,238	1,566	1,566	-	1,566	66	4.40%
37	Inter-Library Lending Fee	63	1,420.49	1,000	38	44	44	-	44	(956)	-95.60%
38	Fines & Forfeitures	5,203	6,123.00	3,000	2,354	3,856	3,856	-	3,856	856	28.53%
39	Electronic Pmt Processing Fee	1,553	1,976.74	1,000	1,241	1,770	1,770	-	1,770	770	77.00%
40	Cash Over/(Short)	-	100.51	-	9	(8)	(8)	-	(8)	(8)	0.00%
41	Hays County Support	35,000	26,250	35,000	26,250	35,000	35,000	-	35,000	-	0.00%
	Total Library Revenue	$ 63,278	$ 55,630	$ 51,500	$ 40,440	$ 56,058	$ 56,058	$ -	$ 56,058	$ 4,558	8.85%
	Special Events										
42	Kyle Fair (TexTravaganza)	$ 46,440	$ 19,991	$ -	$ 38,078	$ -	$ -	$ -	$ -	$ -	0.00%
43	Special Events	2,615	5,892	-	-	-	-	-	-	-	0.00%
44	Pie in the Sky	1,417	-	-	-	-	-	-	-	-	0.00%
45	ShopKyle	987	(38)	-	-	-	-	-	-	-	0.00%
	Total Special Events Revenue	$ 51,459	$ 25,845	$ -	$ 38,082	$ -	$ -	$ -	$ -	$ -	0.00%
	Police Department Revenue										
46	Police Dept Revenue	$ 17,303	$ 19,097	$ 15,000	$ 14,248	$ 23,860	$ 23,860	$ -	$ 23,860	$ 8,860	59.07%
47	Law Enforcement Training	-	-	1,500	-	-	-		-	(1,500)	-100.00%
48	Electronic Pmt Processing Fee	589	1,082	400	300	532	532	-	532	132	33.00%
	Total Police Department Revenue	$ 17,892	$ 20,179	$ 16,900	$ 14,548	$ 24,392	$ 24,392	$ -	$ 24,392	$ 7,492	44.33%
				-							
	Interest and Other										
49	Misc Grants - Federal	$ -	$ 25,157	$ -	$ -	$ -	$ -	$ -	$ -	$ -	0.00%
50	Misc Grants - State	17,737	22,586	-	26,329	26,329	26,329	-	26,329	26,329	0.00%
51	CAPCOG	2,000	-	2,000	-	2,000	2,000	-	2,000	-	0.00%
52	Investment Income	3,502,995	2,242,436	2,000,000	376,677	753,354	753,354	-	753,354	(1,246,646)	-62.33%
53	Surplus Property Sale Proceeds	5,300	915	-	510	510	510	-	510	510	0.00%
54	Misc Revenue-Scrap Sales	-	685	-	31,363	2,978	2,978		2,978	2,978	0.00%
55	Settlement Payment	3,166	15,444	-	-	-	-	-	-	-	0.00%
56	Refunds and Reimbursement	264,630	673,946	250,000	192,741	289,112	289,112	-	289,112	39,112	15.64%
57	Rebates - Credit Cards	-	-	70,000	-	69,999	69,999	-	69,999	(1)	0.00%
58	Open Record Charges	932	385	200	270	44	44	-	44	(156)	-78.00%
59	Conference Registration Fees	-	-	-	1,039	1,039	1,039		1,039	1,039	0.00%
60	Street Closure	709	158	500	158	316	316	-	316	(184)	-36.80%
61	New Right-to-Use Lease Assets	3,004,342	3,401,433	-	-	-	-	-	-	-	0.00%
62	Donations - Parks	1,200	172,995	-	5,439	5,439	5,439	-	5,439	5,439	0.00%
	Total Interest and Other	$ 6,803,010	$ 6,556,139	$ 2,322,700	$ 634,525	$ 1,151,119	$ 1,151,119	$ -	$ 1,151,119	$ (1,171,581)	-50.44%
	PID Contributions										
63	PID Administrative Fee	$ 3,401	$ 3,355	$ 3,500	$ 710	$ 3,500	$ 3,500	$ -	$ 3,500	$ -	0.00%
	Total PID Contributions	$ 3,401	$ 3,355	$ 3,500	$ 710	$ 3,500	$ 3,500	$ -	$ 3,500	$ -	0.00%
TOTAL GENERAL REVENUE		$ 52,137,194	$ 55,957,912	$ 56,147,580	$ 43,890,881	$ 54,763,164	$ 54,182,957	$ -	$ 54,182,957	$ (1,964,624)	-3.50%
COMMUNITY DEVELOPMENT REVENUE											
	Construction Inspection										
64	Bldg Permit/Inspection Fees	$ 6,037,159	$ 4,299,299	$ 5,170,078	$ 926	$ 2,600,000	$ 2,600,000	$ -	$ 2,600,000	$ (2,570,078)	-49.71%
65	Re-Inspections	8,729	9,046	9,384	-	983,170	983,170	-	983,170	973,786	10377.09%
66	Fire Permits/Inspection Fees	127,570	183,852	168,520	108,786	205,658	205,658	-	205,658	37,138	22.04%
67	Miscellaneous Building Revenue	532	-	-	76	38	38	-	38	38	0.00%
68	Electronic Pmt Processing Fee	297,165	222,342	194,199	188,169	308,210	308,210	-	308,210	114,011	58.71%
	Total Construction Inspection:	$ 6,471,156	$ 4,714,540	$ 5,542,181	$ 297,957	$ 4,097,076	$ 4,097,076	$ -	$ 4,097,076	$ (1,445,105)	-26.07%
	Other Inspection										
69	Sign Permits	$ 32,918	$ 66,566	$ 77,920	$ 8,875	$ 17,750	$ 17,750	$ -	$ 17,750	$ (60,170)	-77.22%
70	Contractor License	7,479	22,801	15,901	300	29,250	29,250	-	29,250	13,349	83.95%
71	Construction Registration Fee	-	100	-	17,451	-	-	-	-	-	0.00%
72	Base Fee Permit for Minor/Simple Alterations	-	1,250	-	102,876	-	-	-	-	-	0.00%
73	Base Permit Fees-Single Family Residential	-	1,500	-	494,865	-	-	-	-	-	0.00%
74	Base Permit Fees-Plan Review	-	-	-	37,325	-	-	-	-	-	0.00%
75	Base Permit Fees	-	-	-	285,858	-	-	-	-	-	0.00%
76	Commercial Plan Change/Deferred Submittal	-	-	-	1,260	-	-	-	-	-	0.00%
77	Cost To Review - Residential % of Base Fee	-	300	-	-	-	-	-	-	-	0.00%

City of Kyle, Texas
Fund Summary Budget Status Report
GENERAL FUND (1100)

		Actual 2023-24	Actual 2024-25	Approved Budget 2025-26	Year to Date w/Encumbrance 5/31/2026	Current Year Estimate 2025-26	ICM Proposed Base Budget 2026-27	Supplemental Budget 2026-27	ICM Proposed Budget 2026-27	Proposed $ Increase (Decrease) From FY 2025-26 Approved Budget	Proposed % Increase (Decrease) From FY 2025-26 Approved Budget
78	Inspection Fees-Single- and Two-Family Dwelling	-	4,875	-	423,235	-	-	-	-	-	0.00%
79	Inspection Fees-Multifamily and Commercial	-	900	-	94,900	-	-	-	-	-	0.00%
80	Reinspection - Single-Family Dwellings	-	-	-	557,798	-	-	-	-	-	0.00%
81	Reinspection - Multifamily and Commercial	-	-	-	49,510	-	-	-	-	-	0.00%
82	Other Fees - Demolition Permits w/Inspection	-	-	-	350	-	-	-	-	-	0.00%
83	Other Fees - Manufactured or Mobile Home	-	-	-	3,825	-	-	-	-	-	0.00%
84	Other Fees - Swimming Pools and Spas Consruction	-	-	-	2,250	-	-	-	-	-	0.00%
85	Other Fees - Swimming Pools and Spas Inspection	-	150	-	2,025	-	-	-	-	-	0.00%
86	Other Fees-Irrigation&Backflow Prevention Assembly	-	375	-	44,850	-	-	-	-	-	0.00%
87	Other Fees-Irrigation&Backflw Prevention Inspction	-	375	-	44,550	-	-	-	-	-	0.00%
88	Administrative Appeal, Code Modification	-	-	-	250	-	-	-	-	-	0.00%
89	Temp Certificate of Occupancy Fee(Per 30 Days)	-	-	-	19,500	-	-	-	-	-	0.00%
90	Certificate of Occpncy-Multifmly Cmrcl or Indstrll	-	-	-	1,000	-	-	-	-	-	0.00%
91	Fire Department Administrative Fees	-	-	-	5,696	-	-	-	-	-	0.00%
92	Itinerant Merchant (Solicitor's Permit)	-	-	-	600	-	-	-	-	-	0.00%
93	Mobile Food Vendor (Per Year)	-	-	-	250	-	-	-	-	-	0.00%
94	Permit Fee $200 Base + $2/Sq Foot + Inspections	-	515	-	29,834	-	-	-	-	-	0.00%
	Total Other Inspection:	$ 40,397	$ 99,708	$ 93,821	$ 2,229,234	$ 47,000	$ 47,000	$ -	$ 47,000	$ (46,821)	-49.90%
	Land Use Planning & Review										
95	Construction Review Fee	$ 418,659	$ 575,085	$ 418,882	$ -	$ 200,000	$ 200,000	$ -	$ 200,000	$ (218,882)	-52.25%
96	Land Use Planning and Review	102,001	936,126	503,175	9,000	267,000	267,000	-	267,000	(236,175)	-46.94%
97	Plat Fees	168,235	76,046	124,206	-	53,000	53,000	-	53,000	(71,206)	-57.33%
98	Zoning Fees	25,071	55,106	9,772	2,246	12,061	12,061	-	12,061	2,289	23.42%
99	2% Construction Inspection Fee	425,718	-	-	-	-	-	-	-	-	0.00%
100	Conditional Use Permit	2,481	3,518	4,640	-	8,303	8,303	-	8,303	3,663	78.94%
101	Newspaper Publication Fee	3,461	2,400	-	-	5,200	5,200	-	5,200	5,200	0.00%
102	Fire Department Review Fee	11,100	14,543	15,900	-	12,000	12,000	-	12,000	(3,900)	-24.53%
103	Voluntary Annexation	850	850	-	-	2,000	2,000	-	2,000	2,000	0.00%
104	Review Fee - TIA	-	10,250	8,500	-	76,291	76,291	-	76,291	67,791	797.54%
105	PID Application Fee	318,430	140,630	277,259	2,000	2,000	2,000	-	2,000	(275,259)	-99.28%
106	Development Agreement Review Fee	11,500	-	-	-	30,000	30,000	-	30,000	30,000	0.00%
107	Sign Notice Fee	152	-	-	-	700	700	-	700	700	0.00%
108	Tree Replacement Fee	9,300	-	-	-	120,550	120,550	-	120,550	120,550	0.00%
109	Sell - Land/Property	400	-	-	-	-	-	-	-	-	0.00%
110	Sidewalk Fee-In-Lieu	-	-	-	20,016	-	-	-	-	-	0.00%
111	Short Form/Amended Plat–Base Fee/Notification	-	-	-	3,500	-	-	-	-	-	0.00%
112	Short Form Plat Or Amended Plat – Plus Per Lot Fee	-	-	-	14,200	-	-	-	-	-	0.00%
113	Preliminary Plan – Base	-	-	-	15,000	-	-	-	-	-	0.00%
114	Preliminary Plan – Plus Per Lot/Acre Fee	-	-	-	15,200	-	-	-	-	-	0.00%
115	Final Plat – Base	-	-	-	10,000	-	-	-	-	-	0.00%
116	Final Plat – Plus Per Lot Or Acre Fee	-	-	-	6,937	-	-	-	-	-	0.00%
117	Fire Department Plat Plan Review Fee	-	-	-	2,250	-	-	-	-	-	0.00%
118	Fire Department Site Plan Review Fee	-	-	-	4,750	-	-	-	-	-	0.00%
119	Site Dvlpment–Base (4th Pln Rvw Pymt Of New Fee)	-	-	-	57,750	-	-	-	-	-	0.00%
120	Site Development–Plus $.05 Per Imprvs Cvr	-	-	-	145,083	-	-	-	-	-	0.00%
121	Site Development Revision- Per Revision	-	-	-	16,500	-	-	-	-	-	0.00%
122	Variance/Waiver/Exception Request	-	-	-	2,250	-	-	-	-	-	0.00%
123	Easements/License To Encroach/License Agreements	-	-	-	1,000	-	-	-	-	-	0.00%
124	Construction Plan Review Application Fee Base Fee	-	-	-	24,000	-	-	-	-	-	0.00%
125	Construction Plan Review Fee – Plus Per Acre Fee	-	-	-	131,122	-	-	-	-	-	0.00%
126	Construction Plan Revision Fee	-	-	-	22,000	-	-	-	-	-	0.00%
127	Construction Inspection Fee Per Acre	-	-	-	13,856	-	-	-	-	-	0.00%
128	Zoning Change- Base	-	-	-	6,903	-	-	-	-	-	0.00%
129	Zoning Change Plus Per Acre Fee	-	-	-	1,554	-	-	-	-	-	0.00%
130	PUD Amendment Fee–Base Per Amendment/Notification	-	-	-	1,500	-	-	-	-	-	0.00%
131	Zoning Verification Letter	-	-	-	1,350	-	-	-	-	-	0.00%
132	Dev Agreement Fee PID/TIRZ/MUD/Special Fnance Dist	-	-	-	25,000	-	-	-	-	-	0.00%
133	Amndmnt to Dev Agrmnt (PID/TIRZ/MUD/Spcl Fin Dist)	-	-	-	5,000	-	-	-	-	-	0.00%

City of Kyle, Texas
Fund Summary Budget Status Report
GENERAL FUND (1100)

		Actual 2023-24	Actual 2024-25	Approved Budget 2025-26	Year to Date w/Encumbrance 5/31/2026	Current Year Estimate 2025-26	ICM Proposed Base Budget 2026-27	Supplemental Budget 2026-27	ICM Proposed Budget 2026-27	Proposed $ Increase (Decrease) From FY 2025-26 Approved Budget	Proposed % Increase (Decrease) From FY 2025-26 Approved Budget
134	Escrow Fee – PUD/DA/Special Districts/Etc	-	-	-	25,000	-	-	-	-	-	0.00%
135	Conditional Use Permit Per Acre/Notification	-	-	-	1,500	-	-	-	-	-	0.00%
136	Plus Per Acre	-	-	-	1,804	-	-	-	-	-	0.00%
137	Administrative Code Waiver or Exception	-	-	-	2,500	-	-	-	-	-	0.00%
138	Voluntary Annexation/Notification	-	-	-	2,000	-	-	-	-	-	0.00%
139	ETJ Release/Notification	-	-	-	4,500	-	-	-	-	-	0.00%
140	Newspaper Notification/Mailout Fee	-	-	-	3,000	-	-	-	-	-	0.00%
141	Signs For Notice Of Public Hearing	-	-	-	350	-	-	-	-	-	0.00%
	Total Land Use Planning & Review:	$ 1,497,358	$ 1,814,553	$ 1,362,334	$ 600,621	$ 789,105	$ 789,105	$ -	$ 789,105	$ (573,229)	-42.08%
TOTAL COMMUNITY DEVELOPMENT REVENUE		$ 8,008,910	$ 6,628,801	$ 6,998,336	$ 3,127,811	$ 4,933,181	$ 4,933,181	$ -	$ 4,933,181	$ (2,065,155)	-29.51%
RECREATION PROGRAM REVENUE											
	Recreation Program										
142	Recreation Programs	$ (763)	$ 6,884	$ 1,000	$ 10,151	$ 13,282	$ 13,282	$ -	$ 13,282	$ 12,282	1228.20%
143	City Sponsored Events	-	-	2,000	-	2,000	2,000	-	2,000	-	0.00%
144	Therapeutic Recreation Program/Events	-	5,541	3,000	1,644	6,000	6,000	-	6,000	3,000	100.00%
145	Kyle Camp Fees	109,547	145,108	115,000	124,119	282,117	282,117	-	282,117	167,117	145.32%
146	Youth Athletics	43,533	48,428	20,000	34,708	82,304	82,304	-	82,304	62,304	311.52%
147	Adult Athletics	813	-	20,000	250	20,500	20,500	-	20,500	500	2.50%
148	Contract Instructor Programs	4,441	2,444	3,000	640	4,280	4,280	-	4,280	1,280	42.67%
149	Hooked on Fishing	-	-	1,000	-	1,000	1,000	-	1,000	-	0.00%
150	Electronic Pmt Processing Fee	(1,603)	(524)	-	11,242	15,788	15,788	-	15,788	15,788	0.00%
	Total Recreation Program:	$ 155,968	$ 207,880	$ 165,000	$ 182,754	$ 427,271	$ 427,271	$ -	$ 427,271	$ 262,271	158.95%
	Recreation Special Events										
151	July 4th	$ 2,433	$ 15,145	$ 1,500	$ -	$ 1,500	$ 1,500	$ -	$ 1,500	$ -	0.00%
152	Kyle Fair (TexTravaganza)	-	-	35,000	-	27,000	27,000	-	27,000	(8,000)	-22.86%
153	Movie in the Park	12,275	3,226	1,000	1,300	2,400	2,400	-	2,400	1,400	140.00%
154	Hooked on Fishing	689	140	-	-	-	-	-	-	-	0.00%
155	December Festivities	14,362	8,840	5,000	6,460	6,520	6,520	-	6,520	1,520	30.40%
156	Market Days	24,851	21,040	10,000	13,215	21,950	21,950	-	21,950	11,950	119.50%
157	Easter Event	3,555	3,350	3,250	165	2,640	2,640	-	2,640	(610)	-18.77%
158	Polar Bear Revenue	1,807	1,045	-	-	-	-	-	-	-	0.00%
159	Advertising Income	300	1,686	4,000	7,112	4,200	4,200	-	4,200	200	5.00%
160	Community Events	-	-	1,500	5,201	11,050	11,050	-	11,050	9,550	636.67%
161	Facility Rentals	22,441	44,329	30,000	40,875	66,146	66,146	-	66,146	36,146	120.49%
162	Athletic Sport Field Rentals	-	-	15,000	-	-	-	-	-	(15,000)	-100.00%
163	Center Street Trick or Treat	-	-	3,000	-	-	-	-	-	(3,000)	-100.00%
164	Special Events	-	-	2,500	-	-	-	-	-	(2,500)	-100.00%
165	Special Event Rental Fees	-	-	5,000	50	-	-	-	-	(5,000)	-100.00%
	Total Recreation Special Events:	$ 82,712	$ 98,801	$ 116,750	$ 74,378	$ 143,406	$ 143,406	$ -	$ 143,406	$ 26,656	22.83%
	Swimming Pool										
166	Red Cross Classes	$ -	$ -	$ 1,500	$ -	$ 1,500	$ 1,500	$ -	$ 1,500	$ -	0.00%
167	Annual Passes	480	1,021	1,500	203	1,500	1,500	-	1,500	-	0.00%
168	Aquatic Vendor Fees	-	-	250	-	250	250	-	250	-	0.00%
169	Pool Facility Rentals	18,030	9,576	7,500	4,725	7,500	7,500	-	7,500	-	0.00%
170	Daily Fees	25,445	23,603	13,000	602	13,000	13,000	-	13,000	-	0.00%
171	Swim Lessons	13,449	6,269	13,000	3,669	13,000	13,000	-	13,000	-	0.00%
172	Swim Team	5,280	3,680	3,500	5,350	3,500	3,500	-	3,500	-	0.00%
173	Polar Bear Revenue	-	-	1,000	-	1,000	1,000	-	1,000	-	0.00%
174	Aquatic Programs	-	-	500	40	500	500	-	500	-	0.00%
175	Aquatic Events	-	-	500	24	500	500	-	500	-	0.00%
176	Cash Over/(Short)	-	142	-	11	-	-	-	-	-	0.00%
	Total Swimming Pool	$ 62,684	$ 44,290	$ 42,250	$ 14,625	$ 42,250	$ 42,250	$ -	$ 42,250	$ -	0.00%
TOTAL RECREATION PROGRAM REVENUE		$ 352,824	$ 376,816	$ 324,000	$ 309,838	$ 612,927	$ 612,927	$ -	$ 612,927	$ 288,927	89.18%
TOTAL REVENUE		$ 60,498,927	$ 62,963,529	$ 63,469,916	$ 47,328,530	$ 60,309,272	$ 59,729,065	$ -	$ 59,729,065	$ (3,740,852)	-5.89%

City of Kyle, Texas
Fund Summary Budget Status Report
GENERAL FUND (1100)

		Actual 2023-24	Actual 2024-25	Approved Budget 2025-26	Year to Date w/Encumbrance 5/31/2026	Current Year Estimate 2025-26	ICM Proposed Base Budget 2026-27	Supplemental Budget 2026-27	ICM Proposed Budget 2026-27	Proposed $ Increase (Decrease) From FY 2025-26 Approved Budget	Proposed % Increase (Decrease) From FY 2025-26 Approved Budget
TRANSFERS IN											
177	Transfer In - TIRZ #2 (Loan Repayment)	$ 400,000	$ 400,000	$ 735,000	$ 367,500	$ 735,000	$ 785,000	$ -	$ 785,000	$ 50,000	6.80%
178	Transfer In - Water Operating	650,000	650,000	2,090,555	1,045,277	2,090,555	2,090,555	-	2,090,555	-	0.00%
179	Transfer In - Wastewater Operating	650,000	650,000	1,175,787	587,893	1,175,787	1,175,787	-	1,175,787	-	0.00%
180	Transfer In - Court Security	15,000	12,000	12,000	6,000	12,000	12,000	-	12,000	-	0.00%
181	Transfer In - Heroes Memorial Park Fund	-	68,387	-	-	-	-	-	-	-	0.00%
182	Transfer In - Hotel Occupancy Fund	421,313	555,935	575,450	287,725	575,450	164,800	-	164,800	(410,650.00)	-71.36%
183	Transfer In - 2022 GO Bond Fund	-	3,850,000	-	-	-	-	-	-	-	0.00%
184	Transfer In - Senior Activity & Comm Center Fund	-	194,513	-	-	-	-	-	-	-	0.00%
185	Transfer In - Library Grant Fund	-	-	4,610	2,305	4,611	4,610	-	4,610	-	0.00%
186	Transfer In - IT Replacement Fund	-	-	500,000	250,000	500,000	-	-	-	(500,000.00)	-100.00%
187	Transfer In - Fleet Replacement Fund	-	-	500,000	250,000	500,000	-	-	-	(500,000.00)	-100.00%
188	Transfer In - Indirect Support Cost (Water Fund)	-	2,008,963	2,209,859	1,104,930	2,209,860	2,209,859	-	2,209,859	-	0.00%
189	Transfer In - Indirect Support Cost (WW Fund)	-	1,276,690	1,404,359	702,180	1,404,359	1,404,359	-	1,404,359	-	0.00%
190	Transfer In - Indirect Support Cost (SD Fund)	-	217,957	239,753	119,876	239,753	239,753	-	239,753	-	0.00%
191	Transfer In - Indirect Support Cost (GF CIP Fund)	-	-	192,349	96,175	192,350	192,349	-	192,349	-	0.00%
192	Transfer In - Indirect Support Cost (2022 Road Bond Fund)	-	-	826,488	413,244	826,489	826,488	-	826,488	-	0.00%
193	Transfer In - Indirect Support Cost (Transportation Fund)	-	-	3,182	1,591	3,182	3,182	-	3,182	-	0.00%
194	Transfer In - Indirect Support Cost (Street Improvement Fund)	-	-	12,727	6,363	12,727	12,727	-	12,727	-	0.00%
195	Transfer In - Indirect Support Cost (Parks Development Fund)	-	-	114,454	57,227	114,455	114,454	-	114,454	-	0.00%
196	Transfer In - Indirect Support Cost (Parks 2020 GO Bond Fund)	-	-	39,518	19,759	39,519	79,037	-	79,037	39,518.71	100.00%
197	Transfer In - Indirect Support Cost (Parks 2020 County Bonds Fund)	-	-	39,518	19,759	39,519	-	-	-	(39,518.29)	-100.00%
198	Transfer In - Indirect Support Cost (Parks HOT Fund)	-	-	954	477	955	954	-	954	-	0.00%
199	Transfer In - Indirect Support Cost (Water Utility Fund)	-	-	532,767	266,384	532,768	532,767	-	532,767	-	0.00%
200	Transfer In - Indirect Support Cost (Wastewater Utility Fund)	-	-	999,564	499,782	999,564	999,564	-	999,564	-	0.00%
201	Transfer In - Indirect Support Cost (Storm Drainage Fund)	-	-	43,588	21,794	43,589	43,588	-	43,588	-	0.00%
202	Transfer In - Indirect Support Cost (TIRZ #2 Fund)	-	-	160,050	80,025	160,051	160,050	-	160,050	-	0.00%
203	Transfer In - Indirect Support Cost (TIRZ #6 Fund)	-	-	34,839	17,419	34,839	34,839	-	34,839	-	0.00%
204	Transfer In - Operating Costs (GF CIP Fund)	-	-	172,129	86,064	172,129	172,129	-	172,129	-	0.00%
205	Transfer In - Operating Costs (2022 Road Bond Fund)	-	-	739,604	369,802	739,605	739,604	-	739,604	-	0.00%
206	Transfer In - Operating Costs (Transportation Fund)	-	-	2,847	1,424	2,848	2,847	-	2,847	-	0.00%
207	Transfer In - Operating Costs (Street Improvement Fund)	-	-	11,389	5,694	11,389	11,389	-	11,389	-	0.00%
208	Transfer In - Operating Costs (Parks Development Fund)	-	-	102,422	51,211	102,423	102,422	-	102,422	-	0.00%
209	Transfer In - Operating Costs (Parks 2020 GO Bond Fund)	-	-	35,364	17,682	35,364	70,728	-	70,728	35,364.05	100.00%
210	Transfer In - Operating Costs (Parks 2020 County Bond Fund)	-	-	35,364	17,682	35,364	-	-	-	(35,363.95)	-100.00%
211	Transfer In - Operating Costs (Parks HOT Fund)	-	-	854	427	855	854	-	854	-	0.00%
212	Transfer In - Operating Costs (Water IF Fund)	-	-	476,760	238,380	476,761	476,760	-	476,760	-	0.00%
213	Transfer In - Operating Costs (Wastewater IF Fund)	-	-	894,485	447,242	894,485	894,485	-	894,485	-	0.00%
214	Transfer In - Operating Costs (Storm Drainage Fund)	-	-	39,006	19,503	39,007	39,006	-	39,006	-	0.00%
215	Transfer In - Operating Costs (TIRZ #2 Fund)	-	-	143,225	71,613	143,226	328,225	-	328,225	185,000.00	129.17%
216	Transfer In - Operating Costs (TIRZ #6 Fund)	-	-	31,177	15,588	31,177	31,177	-	31,177	-	0.00%
		$ 2,136,313	$ 9,884,444	$ 15,131,999	$ 7,566,000	$ 15,132,015	$ 13,956,349	$ -	$ 13,956,349	$ (1,175,649)	-7.77%
TOTAL REVENUE AND TRANSFERS IN:		$ 62,635,240	$ 72,847,974	$ 78,601,915	$ 54,894,530	$ 75,441,287	$ 73,685,414	$ -	$ 73,685,414	$ (4,916,501)	-6.25%

City of Kyle, Texas
Fund Summary Budget Status Report
GENERAL FUND (1100)

Line No.		Actual 2023-24	Actual 2024-25	Approved Budget 2025-26	Year to Date w/Encumbrance 5/31/2026	Current Year Estimate 2025-26	ICM Proposed Base Budget 2026-27	Supplemental Budget 2026-27	ICM Proposed Budget 2026-27	Proposed $ Increase (Decrease) From FY 2025-26 Approved Budget	Proposed % Increase (Decrease) From FY 2025-26 Approved Budget
EXPENDITURES:											
Line No.	**MAYOR**										
1	Regular Part Time Wages	$ -	$ -	$ -	$ -	$ -	$ -	$ -	$ -	$ -	0.00%
2	Temporary/Seasonal Wages	15,600	15,600	15,600	8,450	15,600	15,600	-	15,600	-	0.00%
3	Council Expense Stipend	6,000	6,500	6,000	3,500	6,000	6,000	-	6,000	-	0.00%
4	FICA/Social Security	1,652	1,691	1,652	876	1,652	1,652	-	1,652	-	0.00%
5	Health Insurance	3,749	-	-	-	-	-	-	-	-	0.00%
6	Dental Insurance	190	-	-	-	-	-	-	-	-	0.00%
7	Vision Insurance	38	-	-	-	-	-	-	-	-	0.00%
	1. Personnel	$ 27,230	$ 23,791	$ 23,252	$ 12,826	$ 23,252	$ 23,252	$ -	$ 23,252	$ -	0.00%
8	Dry Cleaning/Uniform Cleaning Services	$ 399	$ 618	$ -	$ 155	$ 310	$ -	$ -	$ -	$ -	0.00%
9	Travel - City Council	19,166	11,100	5,500	1,240	3,108	5,500	-	5,500	-	0.00%
10	Travel - Training & Conferences	-	420	-	1,868	-	-	-	-	-	0.00%
11	Mileage - Reimbursement	-	-	300	-	-	300	-	300	-	0.00%
12	Memberships and Dues	125	-	300	-	-	300	-	300	-	0.00%
13	Subscription and Books	1,972	1,701	300	335	335	300	-	300	-	0.00%
14	Legal Services	1,045	137	-	-	-	-	-	-	-	0.00%
15	Community & Public Relations Sponsorship	333	-	300	-	-	300	-	300	-	0.00%
	2. Contractual Services	$ 23,041	$ 13,976	$ 6,700	$ 3,598	$ 3,753	$ 6,700	$ -	$ 6,700	$ -	0.00%
16	City Logo / Apparel	$ -	$ -	$ 180	$ 33	$ 746	$ 180	$ -	$ 180	$ -	0.00%
17	General Office Supplies	3,109	2,516	960	101	101	960	-	960	-	0.00%
18	City Sponsored Event Supplies	255	324	400	-	-	400	-	400	-	0.00%
19	Food/Meals	3,642	1,376	1,800	116	116	1,800	-	1,800	-	0.00%
20	Computer Hardware	-	330	-	-	-	-	-	-	-	0.00%
	3. Commodities	$ 7,006	$ 4,546	$ 3,340	$ 250	$ 963	$ 3,340	$ -	$ 3,340	$ -	0.00%
	Total Mayor	$ 57,276	$ 42,313	$ 33,292	$ 16,674	$ 27,968	$ 33,292	$ -	$ 33,292	$ -	0.00%
EXPENDITURES:											
Line No.	**COUNCIL DISTRICT 1**										
1	Regular Part Time Wages	$ -	$ -	$ -	$ -	$ -	$ -	$ -	$ -	$ -	0.00%
2	Temporary/Seasonal Wages	12,000	12,000	12,000	6,500	12,000	12,000	-	12,000	-	0.00%
3	Council Expense Stipend	6,000	6,500	6,000	3,000	6,000	6,000	-	6,000	-	0.00%
4	FICA/Social Security	1,377	1,415	1,377	727	1,377	1,377	-	1,377	-	0.00%
5	Health Insurance	3,749	-	-	-	-	-	-	-	-	0.00%
6	Dental Insurance	190	-	-	-	-	-	-	-	-	0.00%
7	Vision Insurance	38	-	-	-	-	-	-	-	-	0.00%
	1. Personnel	$ 23,354	$ 19,915	$ 19,377	$ 10,227	$ 19,377	$ 19,377	$ -	$ 19,377	$ -	0.00%
8	Travel - City Council	$ 12,102	$ 6,305	$ 5,500	$ 591	$ 1,464	$ 5,500	$ -	$ 5,500	$ -	0.00%
9	Travel - Training & Conferences	-	420	-	873	-	-	-	-	-	0.00%
10	Mileage - Reimbursement	-	-	300	-	-	300	-	300	-	0.00%
11	Memberships and Dues	125	-	300	-	-	300	-	300	-	0.00%
12	Subscription and Books	130	90	300	-	-	300	-	300	-	0.00%
13	Legal Services	2,708	-	-	-	-	-	-	-	-	0.00%
14	Community & Public Relations Sponsorship	333	-	300	-	-	300	-	300	-	0.00%
	2. Contractual Services	$ 15,399	$ 6,815	$ 6,700	$ 1,464	$ 1,464	$ 6,700	$ -	$ 6,700	$ -	0.00%
15	City Logo / Apparel	$ -	$ -	$ 180	$ 33	$ 33	$ 180	$ -	$ 180	$ -	0.00%
16	General Office Supplies	636	78	960	80	80	960	-	960	-	0.00%
17	City Sponsored Event Supplies	1,370	-	400	-	-	400	-	400	-	0.00%
18	Food/Meals	3,199	1,500	1,800	-	-	1,800	-	1,800	-	0.00%
	3. Commodities	$ 5,205	$ 1,578	$ 3,340	$ 113	$ 113	$ 3,340	$ -	$ 3,340	$ -	0.00%
	Total Council DISTRICT 1	$ 43,958	$ 28,308	$ 29,417	$ 11,805	$ 20,954	$ 29,417	$ -	$ 29,417	$ -	0.00%

City of Kyle, Texas
Fund Summary Budget Status Report
GENERAL FUND (1100)

EXPENDITURES:

Line No.	COUNCIL DISTRICT 2	Actual 2023-24	Actual 2024-25	Approved Budget 2025-26	Year to Date w/Encumbrance 5/31/2026	Current Year Estimate 2025-26	ICM Proposed Base Budget 2026-27	Supplemental Budget 2026-27	ICM Proposed Budget 2026-27	Proposed $ Increase (Decrease) From FY 2025-26 Approved Budget	Proposed % Increase (Decrease) From FY 2025-26 Approved Budget
1	Regular Part Time Wages	$ -	$ -	$ -	$ -	$ -	$ -	$ -	$ -	$ -	0.00%
2	Temporary/Seasonal Wages	12,000	12,000	12,000	7,000	12,000	12,000	-	12,000	-	0.00%
3	Council Expense Stipend	6,000	6,500	6,000	3,500	6,000	6,000	-	6,000	-	0.00%
4	FICA/Social Security	1,377	1,415	1,377	803	1,377	1,377	-	1,377	-	0.00%
	1. Personnel	$ 19,377	$ 19,915	$ 19,377	$ 11,303	$ 19,377	$ 19,377	$ -	$ 19,377	$ -	0.00%
5	Travel - City Council	$ 14,066	$ 4,015	$ 5,500	$ 1,427	$ 1,427	$ 5,500	$ -	$ 5,500	$ -	0.00%
6	Travel - Training & Conferences	-	795	-	873	873	-	-	-	-	0.00%
7	Mileage - Reimbursement	-	-	300	-	-	300	-	300	-	0.00%
8	Memberships and Dues	125	-	300	-	-	300	-	300	-	0.00%
9	Subscription and Books	-	-	300	-	-	300	-	300	-	0.00%
10	Legal Services	5,805	-	-	-	-	-	-	-	-	0.00%
11	Community & Public Relations Sponsorship	708	-	300	-	-	300	-	300	-	0.00%
	2. Contractual Services	$ 20,704	$ 4,810	$ 6,700	$ 2,300	$ 2,300	$ 6,700	$ -	$ 6,700	$ -	0.00%
12	City Logo / Apparel	$ 185	$ 185	$ 180	$ 33	$ 33	$ 180	$ -	$ 180	$ -	0.00%
13	General Office Supplies	496	-	960	80	80	960	-	960	-	0.00%
14	City Sponsored Event Supplies	80	-	400	-	-	400	-	400	-	0.00%
15	Food/Meals	794	-	1,800	-	-	1,800	-	1,800	-	0.00%
16	Computer Hardware	2,576	-	-	-	-	-	-	-	-	0.00%
	3. Commodities	$ 4,131	$ 185	$ 3,340	$ 113	$ 113	$ 3,340	$ -	$ 3,340	$ -	0.00%
	Total Council DISTRICT 2	$ 44,212	$ 24,910	$ 29,417	$ 13,716	$ 21,790	$ 29,417	$ -	$ 29,417	$ -	0.00%

EXPENDITURES:

Line No.	COUNCIL DISTRICT 3	Actual 2023-24	Actual 2024-25	Approved Budget 2025-26	Year to Date w/Encumbrance 5/31/2026	Current Year Estimate 2025-26	ICM Proposed Base Budget 2026-27	Supplemental Budget 2026-27	ICM Proposed Budget 2026-27	Proposed $ Increase (Decrease) From FY 2025-26 Approved Budget	Proposed % Increase (Decrease) From FY 2025-26 Approved Budget
1	Regular Part Time Wages	$ -	$ -	$ -	$ -	$ -	$ -	$ -	$ -	$ -	0.00%
2	Temporary/Seasonal Wages	12,000	12,000	12,000	7,000	12,000	12,000	-	12,000	-	0.00%
3	Council Expense Stipend	6,000	6,500	6,000	3,500	6,000	6,000	-	6,000	-	0.00%
4	FICA/Social Security	1,377	1,415	1,377	803	1,377	1,377	-	1,377	-	0.00%
	1. Personnel	$ 19,377	$ 19,915	$ 19,377	$ 11,303	$ 19,377	$ 19,377	$ -	$ 19,377	$ -	0.00%
5	Travel - City Council	$ 698	$ 131	$ 5,500	$ 345	$ 345	$ 5,500	$ -	$ 5,500	$ -	0.00%
6	Travel - Training & Conferences	-	-	-	3,798	3,798	-	-	-	-	0.00%
7	Mileage - Reimbursement	-	-	300	-	-	300	-	300	-	0.00%
8	Memberships and Dues	-	-	300	-	-	300	-	300	-	0.00%
9	Subscription and Books	-	-	300	-	-	300	-	300	-	0.00%
10	Legal Services	1,500	-	-	-	-	-	-	-	-	0.00%
11	Community & Public Relations Sponsorship	433	-	300	-	-	300	-	300	-	0.00%
	2. Contractual Services	$ 2,631	$ 131	$ 6,700	$ 4,143	$ 4,143	$ 6,700	$ -	$ 6,700	$ -	0.00%
12	City Logo / Apparel	$ 455	$ -	$ 180	$ 33	$ 33	$ 180	$ -	$ 180	$ -	0.00%
13	General Office Supplies	208	-	960	-	85	960	-	960	-	0.00%
14	City Sponsored Event Supplies	1,270	-	400	-	-	400	-	400	-	0.00%
15	Food/Meals	732	-	1,800	-	-	1,800	-	1,800	-	0.00%
	3. Commodities	$ 2,664	$ -	$ 3,340	$ 33	$ 118	$ 3,340	$ -	$ 3,340	$ -	0.00%
	Total Council DISTRICT 3	$ 24,672	$ 20,046	$ 29,417	$ 15,479	$ 23,638	$ 29,417	$ -	$ 29,417	$ -	0.00%

City of Kyle, Texas
Fund Summary Budget Status Report
GENERAL FUND (1100)

Line No.		Actual 2023-24	Actual 2024-25	Approved Budget 2025-26	Year to Date w/Encumbrance 5/31/2026	Current Year Estimate 2025-26	ICM Proposed Base Budget 2026-27	Supplemental Budget 2026-27	ICM Proposed Budget 2026-27	Proposed $ Increase (Decrease) From FY 2025-26 Approved Budget	Proposed % Increase (Decrease) From FY 2025-26 Approved Budget
EXPENDITURES:											
Line No.	**COUNCIL DISTRICT 4**										
1	Regular Part Time Wages	$ -	$ -	$ -	$ -	$ -	$ -	$ -	$ -	$ -	0.00%
2	Temporary/Seasonal Wages	12,000	12,000	12,000	7,000	12,000	12,000	-	12,000	-	0.00%
3	Council Expense Stipend	6,000	6,500	6,000	3,000	6,000	6,000	-	6,000	-	0.00%
4	FICA/Social Security	1,377	1,415	1,377	803	1,377	1,377	-	1,377	-	0.00%
	1. Personnel	$ 19,377	$ 19,915	$ 19,377	$ 10,803	$ 19,377	$ 19,377	$ -	$ 19,377	$ -	0.00%
5	Travel - City Council	$ 9,593	$ 3,270	$ 5,500	$ 325	$ 375	$ 5,500	$ -	$ 5,500	$ -	0.00%
6	Travel - Training & Conferences	-	-	-	3,933	3,933	-	-	-	-	0.00%
7	Mileage - Reimbursement	367	347	300	-	-	300	-	300	-	0.00%
8	Memberships and Dues	-	-	300	-	-	300	-	300	-	0.00%
9	Subscription and Books	-	-	300	-	-	300	-	300	-	0.00%
10	Legal Services	1,045	-	-	-	-	-	-	-	-	0.00%
11	Community & Public Relations Sponsorship	-	-	300	-	-	300	-	300	-	0.00%
	2. Contractual Services	$ 11,005	$ 3,618	$ 6,700	$ 4,258	$ 4,308	$ 6,700	$ -	$ 6,700	$ -	0.00%
12	City Logo / Apparel	$ -	$ 236	$ 180	$ 33	$ 33	$ 180	$ -	$ 180	$ -	0.00%
13	General Office Supplies	347	-	960	-	-	960	-	960	-	0.00%
14	City Sponsored Event Supplies	-	-	400	-	-	400	-	400	-	0.00%
15	Food/Meals	1,102	80	1,800	-	-	1,800	-	1,800	-	0.00%
16	Computer Hardware	910	-	-	-	-	-	-	-	-	0.00%
	3. Commodities	$ 2,359	$ 316	$ 3,340	$ 33	$ 33	$ 3,340	$ -	$ 3,340	$ -	0.00%
	Total Council DISTRICT 4	$ 32,740	$ 23,849	$ 29,417	$ 15,094	$ 23,718	$ 29,417	$ -	$ 29,417	$ -	0.00%
EXPENDITURES:											
Line No.	**COUNCIL DISTRICT 5**										
1	Regular Part Time Wages	$ -	$ -	$ -	$ -	$ -	$ -	$ -	$ -	$ -	0.00%
2	Temporary/Seasonal Wages	12,000	12,000	12,000	7,000	12,000	12,000	-	12,000	-	0.00%
3	Council Expense Stipend	6,000	6,500	6,000	3,500	6,000	6,000	-	6,000	-	0.00%
4	FICA/Social Security	1,377	1,415	1,377	803	1,377	1,377	-	1,377	-	0.00%
	1. Personnel	$ 19,377	$ 19,915	$ 19,377	$ 11,303	$ 19,377	$ 19,377	$ -	$ 19,377	$ -	0.00%
5	Travel - City Council	$ 8,202	$ 4,365	$ 5,500	$ 591	$ 591	$ 5,500	$ -	$ 5,500	$ -	0.00%
6	Travel - Training & Conferences	-	420	-	721	721	-	-	-	-	0.00%
7	Mileage - Reimbursement	303	-	300	-	-	300	-	300	-	0.00%
8	Memberships and Dues	125	-	300	-	-	300	-	300	-	0.00%
9	Subscription and Books	-	-	300	-	-	300	-	300	-	0.00%
10	Legal Services	1,675	-	-	-	-	-	-	-	-	0.00%
11	Community & Public Relations Sponsorship	250	120	300	(120)	-	300	-	300	-	0.00%
	2. Contractual Services	$ 10,554	$ 4,905	$ 6,700	$ 1,192	$ 1,312	$ 6,700	$ -	$ 6,700	$ -	0.00%
12	City Logo / Apparel	$ -	$ 319	$ 180	$ 33	$ 33	$ 180	$ -	$ 180	$ -	0.00%
13	General Office Supplies	208	-	960	-	-	960	-	960	-	0.00%
14	City Sponsored Event Supplies	292	-	400	-	-	400	-	400	-	0.00%
15	Food/Meals	1,794	163	1,800	-	-	1,800	-	1,800	-	0.00%
	3. Commodities	$ 2,294	$ 482	$ 3,340	$ 33	$ 33	$ 3,340	$ -	$ 3,340	$ -	0.00%
	Total Council DISTRICT 5	$ 32,225	$ 25,302	$ 29,417	$ 12,528	$ 20,722	$ 29,417	$ -	$ 29,417	$ -	0.00%

City of Kyle, Texas
Fund Summary Budget Status Report
GENERAL FUND (1100)

Line No.		Actual 2023-24	Actual 2024-25	Approved Budget 2025-26	Year to Date w/Encumbrance 5/31/2026	Current Year Estimate 2025-26	ICM Proposed Base Budget 2026-27	Supplemental Budget 2026-27	ICM Proposed Budget 2026-27	Proposed $ Increase (Decrease) From FY 2025-26 Approved Budget	Proposed % Increase (Decrease) From FY 2025-26 Approved Budget
EXPENDITURES:											
Line No.	**COUNCIL DISTRICT 6**										
1	Regular Part Time Wages	$ -	$ -	$ -	$ -	$ -	$ -	$ -	$ -	$ -	0.00%
2	Temporary/Seasonal Wages	12,000	12,000	12,000	7,000	12,000	12,000	-	12,000	-	0.00%
3	Council Expense Stipend	6,000	6,500	6,000	3,500	6,000	6,000	-	6,000	-	0.00%
4	FICA/Social Security	1,377	1,415	1,377	803	1,377	1,377	-	1,377	-	0.00%
	1. Personnel	$ 19,377	$ 19,915	$ 19,377	$ 11,303	$ 19,377	$ 19,377	$ -	$ 19,377	$ -	0.00%
5	Travel - City Council	$ 2,004	$ 788	$ 5,500	$ -	$ -	$ 5,500	$ -	$ 5,500	$ -	0.00%
6	Travel - Training & Conferences	-	595	-	-	-	-	-	-	-	0.00%
7	Mileage - Reimbursement	-	-	300	-	-	300	-	300	-	0.00%
8	Memberships and Dues	-	-	300	-	-	300	-	300	-	0.00%
9	Subscription and Books	-	-	300	-	-	300	-	300	-	0.00%
10	Legal Services	1,728	-	-	-	-	-	-	-	-	0.00%
11	Community & Public Relations Sponsorship	-	-	300	-	-	300	-	300	-	0.00%
	2. Contractual Services	$ 3,731	$ 1,383	$ 6,700	$ -	$ -	$ 6,700	$ -	$ 6,700	$ -	0.00%
12	City Logo / Apparel	$ -	$ 47	$ 180	$ 36	$ 36	$ 180	$ -	$ 180	$ -	0.00%
13	General Office Supplies	208	149	960	-	-	960	-	960	-	0.00%
14	City Sponsored Event Supplies	80	-	400	-	-	400	-	400	-	0.00%
15	Food/Meals	661	-	1,800	-	-	1,800	-	1,800	-	0.00%
	3. Commodities	$ 950	$ 197	$ 3,340	$ 36	$ 36	$ 3,340	$ -	$ 3,340	$ -	0.00%
	Total Council DISTRICT 6	$ 24,058	$ 21,495	$ 29,417	$ 11,340	$ 19,413	$ 29,417	$ -	$ 29,417	$ -	0.00%
EXPENDITURES:											
Line No.	**CITY MANAGER'S OFFICE**										
1	Regular Full Time Wages	$ 557,061	$ 773,271	$ 798,050	$ 410,891	$ 689,946	$ 749,997	$ -	$ 749,997	$ (48,053)	-6.02%
2	TMRS Contribution Benefit (CM)	14,326	24,455	24,850	12,980	18,182	-	-	-	(24,850)	-100.00%
3	Vacation Leave	-	-	-	-	10,085	-	-	-	-	0.00%
4	Sick Leave - Regular	-	-	-	-	42,124	-	-	-	-	0.00%
5	Leave Buy Back Program		54,903	-	68,322	59,091	-	-	-	-	0.00%
6	GWI/Merit Increase	-	-	27,646	-	-	-	-	-	(27,646)	-100.00%
7	Longevity Pay	1,725	795	1,485	780	780	1,395	-	1,395	(90)	-6.06%
8	Car Allowance	12,706	22,544	27,600	10,961	14,906	28,800	-	28,800	1,200	4.35%
9	Housing Allowance	5,750	-	-	-	-	-	-	-	-	0.00%
10	Cell Phone Allowance	603	1,203	1,200	752	1,180	-	-	-	(1,200)	-100.00%
11	Wellness Benefit	-	-	-	-	-	-	-	-	-	0.00%
12	Health Insurance Deductible	2,000	3,000	3,000	2,000	2,000	-	-	-	(3,000)	-100.00%
13	FICA/Social Security	30,269	45,536	46,502	28,321	36,182	42,672	-	42,672	(3,830)	-8.24%
14	State Unemployment Taxes	335	243	351	342	252	351	-	351	-	0.00%
15	Retirement - TMRS	81,127	117,758	125,163	60,725	81,616	117,263	-	117,263	(7,900)	-6.31%
16	Deferred Compensation (CM)	18,200	48,653	36,527	46,061	80,570	-	-	-	(36,527)	-100.00%
17	Health Insurance	30,805	53,354	61,611	31,376	47,750	51,591	-	51,591	(10,020)	-16.26%
18	Dental Insurance	1,329	2,549	2,916	1,546	2,358	1,992	-	1,992	(924)	-31.69%
19	Life Insurance	1,191	1,009	1,080	356	520	1,080	-	1,080	-	0.00%
20	ST/LT Disability Insurance	1,263	1,464	1,050	641	938	1,050	-	1,050	-	0.00%
21	Vision Insurance	271	476	539	261	400	336	-	336	(203)	-37.66%
22	AD&D	119	166	108	22	44	108	-	108	-	0.00%
23	Personnel Vacancy Savings	-	-	(51,566)	-	-	-	-	-	51,566	-100.00%
	1. Personnel	$ 759,081	$ 1,151,379	$ 1,108,112	$ 676,338	$ 1,088,924	$ 996,635	$ -	$ 996,635	$ (111,477)	-10.06%

City of Kyle, Texas
Fund Summary Budget Status Report
GENERAL FUND (1100)

		Actual 2023-24	Actual 2024-25	Approved Budget 2025-26	Year to Date w/Encumbrance 5/31/2026	Current Year Estimate 2025-26	ICM Proposed Base Budget 2026-27	Supplemental Budget 2026-27	ICM Proposed Budget 2026-27	Proposed $ Increase (Decrease) From FY 2025-26 Approved Budget	Proposed % Increase (Decrease) From FY 2025-26 Approved Budget
24	Travel - City Business	$ 3,146	$ 1,129	$ 1,500	$ 2,341	$ 2,341	$ 1,500	$ -	$ 1,500	$ -	0.00%
25	Travel - Training & Conferences	44,045	36,814	37,500	23,610	24,805	8,000	-	8,000	(29,500)	-78.67%
26	City Council - Planning & Events		-	-	10,949	-	-	-	-	-	0.00%
27	Mileage - Reimbursement	-	-	500	-	-	-	-	-	(500)	-100.00%
28	Travel - Tolls & Parking	25	4	150	-	-	-	-	-	(150)	-100.00%
29	Community/Civic Events	-	7,000	-	5,000	5,000	-	-	-	-	0.00%
30	Memberships and Dues	19,927	19,375	22,000	10,738	10,738	12,000	-	12,000	(10,000)	-45.45%
31	Subscription and Books	929	1,055	1,500	464	513	1,000	-	1,000	(500)	-33.33%
32	Lease Payments - Motor Vehicles	(7,007)	(13,455)	-	-	-	-	-	-	-	0.00%
33	Motor Vehicle Repair/Maint	7	-	-	-	-	-	-	-	-	0.00%
34	Office Equipment Rental	-	-	-	5	-	-	-	-	-	0.00%
35	Rental - Storage	1,693	2,002	3,000	1,212	1,020	-	-	-	(3,000)	-100.00%
36	Records Storage	1,097	1,195	-	977	1,460	-	-	-	-	0.00%
37	Legal Services	188,368	-	-	539	1,078	-	-	-	-	0.00%
38	Public Notices	1,628	286	3,000	-	-	500	-	500	(2,500)	-83.33%
39	Community & Public Relations Sponsorship	3,597	-	5,000	1,500	1,500	1,500	-	1,500	(3,500)	-70.00%
40	Other Contract Services	-	23,950	150,000	60,000	60,000	800,000	-	800,000	650,000	433.33%
41	IT Software/System Fees	33,114	-	-	-	-	-	-	-	-	0.00%
42	Mental Health/Behavioral Advisory Program	-	-	154,046	99,007	154,046	154,046	-	154,046	-	0.00%
43	Services - Employee Recruitment	41,500	38,500	50,000	-	-	50,000	-	50,000	-	0.00%
44	Services - Grants Administrator	104,500	8,500	60,000	39,500	39,500	-	-	-	(60,000)	-100.00%
45	Services - Federal Lobbyist	143,309	173,000	172,000	172,000	90,000	-	-	-	(172,000)	-100.00%
46	Services - Facilitator	42,072	9,901	45,000	-	20,398	20,000	-	20,000	(25,000)	-55.56%
47	Services - Hays Co Food Bank	-	-	30,000	30,000	30,000	30,000	-	30,000	-	0.00%
48	Contingency - Operations & Maintenance	111,842	36,911	74,570	48,582	30,782	-	-	-	(74,570)	-100.00%
49	Right-to-Use Lease Assets	17,764	33,728	-	-	-	-	-	-	-	0.00%
	2. Contractual Services	$ 751,554	$ 379,896	$ 809,766	$ 506,423	$ 473,181	$ 1,078,546	$ -	$ 1,078,546	$ 268,780	33.19%
50	Uniforms (Buy)	$ 431	$ -	$ 2,250	$ 226	$ 226	$ 2,000	$ -	$ 2,000	$ (250)	-11.11%
51	General Office Supplies	13,017	12,101	12,000	6,349	8,000	12,000	-	12,000	-	0.00%
52	Postage	1,511	3,784	3,000	2,300	4,556	3,000	-	3,000	-	0.00%
53	City Sponsored Event Supplies	35,263	34,342	43,930	9,657	208	15,000	-	15,000	(28,930)	-65.85%
54	Medical Supplies	329	1,531	2,500	-	-	-	-	-	(2,500)	-100.00%
55	Food/Meals	11,221	13,031	11,250	5,907	6,079	6,000	-	6,000	(5,250)	-46.67%
56	Miscellaneous Supplies	-	9	-	-	-	-	-	-	-	0.00%
57	Office Furniture (<$5K)	673	-	3,750	-	-	-	-	-	(3,750)	-100.00%
	3. Commodities	$ 62,444	$ 64,797	$ 78,680	$ 24,438	$ 19,069	$ 38,000	$ -	$ 38,000	$ (40,680)	-51.70%
	Total City Manager's Office	$ 1,573,079	$ 1,596,073	$ 1,996,558	$ 1,207,200	$ 1,581,174	$ 2,113,181	$ -	$ 2,113,181	$ 116,623	5.84%

City of Kyle, Texas
Fund Summary Budget Status Report
GENERAL FUND (1100)

Line No.		Actual 2023-24	Actual 2024-25	Approved Budget 2025-26	Year to Date w/Encumbrance 5/31/2026	Current Year Estimate 2025-26	ICM Proposed Base Budget 2026-27	Supplemental Budget 2026-27	ICM Proposed Budget 2026-27	Proposed $ Increase (Decrease) From FY 2025-26 Approved Budget	Proposed % Increase (Decrease) From FY 2025-26 Approved Budget
EXPENDITURES:											
Line No.	**ANIMAL SERVICES**										
1	Regular Full Time Wages	$ -	$ 2,194	$ 412,152	$ 176,130	$ 269,763	$ 274,343	$ -	$ 274,343	$ (137,809)	-33.44%
2	Overtime Wages	-	47	2,839	3,215	4,520	4,300	-	4,300	1,461	51.46%
3	Leave Buy Back Program	-	-	-	4,898	4,898	-	-	-	-	0.00%
4	GWI/Merit Increase	-	-	9,205	-	-	-	-	-	(9,205)	-100.00%
5	Longevity Pay	-	-	4,960	4,185	4,185	5,235	-	5,235	275	5.54%
6	Car Allowance	-	-	3,000	-	1,000	-	-	-	(3,000)	-100.00%
7	Certification Incentive	-	-	515	-	-	-	-	-	(515)	-100.00%
8	Education Incentive	-	-	558	-	-	-	-	-	(558)	-100.00%
9	Health Insurance Deductible	-	-	5,830	5,000	5,000	-	-	-	(5,830)	-100.00%
10	FICA/Social Security	-	166	32,951	14,077	25,537	21,717	-	21,717	(11,234)	-34.09%
11	State Unemployment Taxes	-	3	683	903	529	585	-	585	(98)	-14.29%
12	Retirement - TMRS	-	324	63,706	27,602	49,372	42,667	-	42,667	(21,039)	-33.02%
13	Health Insurance	-	478	88,180	41,634	68,340	85,985	-	85,985	(2,195)	-2.49%
14	Dental Insurance	-	19	3,895	1,628	3,019	3,319	-	3,319	(576)	-14.79%
15	Life Insurance	-	6	2,604	375	909	1,961	-	1,961	(643)	-24.69%
16	ST/LT Disability Insurance	-	10	2,274	685	1,762	1,684	-	1,684	(590)	-25.95%
17	Vision Insurance	-	4	687	308	532	561	-	561	(126)	-18.34%
18	AD&D	-	1	260	29	97	196	-	196	(64)	-24.62%
19	Personnel Vacancy Savings	-	-	(23,535)	-	-	-	-	-	23,535	-100.00%
	1. Personnel	$ -	$ 3,250	$ 610,763	$ 280,669	$ 439,463	$ 442,553	$ -	$ 442,553	$ (168,210)	-27.54%
20	Travel - Training & Conferences	$ -	$ -	$ 10,910	$ 3,910	$ 3,910	$ 5,000	$ -	$ 5,000	$ (5,910)	-54.17%
21	Memberships and Dues	-	-	3,400	125	125	400	-	400	(3,000)	-88.24%
22	Subscription and Books	-	-	550	-	-	-	-	-	(550)	-100.00%
23	Lease Payments - Motor Vehicles	-	-	15,000	34,762	51,842	15,000	-	15,000	-	0.00%
24	Motor Vehicle Repair/Maint	-	-	30,000	13,779	25,000	30,000	-	30,000	-	0.00%
25	Veterinarian Services	-	-	3,500	210	700	3,500	-	3,500	-	0.00%
26	SM-Hays Co Animal Control	-	-	299,336	393,129	393,129	299,336	-	299,336	-	0.00%
27	Trap, Neuter, Vaccinate, and Return Program	-	-	22,250	10,428	10,831	22,250	-	22,250	-	0.00%
28	Services - Rabies Pre-Exp Vaccination	-	-	4,000	-	-	4,000		4,000	-	0.00%
	2. Contractual Services	$ -	$ -	$ 388,946	$ 456,343	$ 485,537	$ 379,486	$ -	$ 379,486	$ (9,460)	-2.43%
29	Uniforms (Buy)	$ -	$ -	$ 2,300	$ 1,781	$ 2,122	$ 2,300	$ -	$ 2,300	$ -	0.00%
30	General Office Supplies	-	-	3,437	83	165	3,437	-	3,437	0	0.01%
31	Medical Supplies	-	-	346	92	92	250	-	250	(96)	-27.84%
32	Office Furniture (<$5K)	-	-	5,000	-	-	5,000	-	5,000	-	0.00%
33	Animal Control Devices/Supply	-	-	16,789	8,423	11,678	16,789	-	16,789	0	0.00%
34	Fuel	-	-	7,940	3,698	7,396	7,940	-	7,940	-	0.00%
	3. Commodities	$ -	$ -	$ 35,811	$ 14,077	$ 21,453	$ 35,716	$ -	$ 35,716	$ (96)	-0.27%
	Total Animal Services	$ -	$ 3,250	$ 1,035,521	$ 751,089	$ 946,453	$ 857,755	$ -	$ 857,755	$ (177,766)	-17.17%

City of Kyle, Texas
Fund Summary Budget Status Report
GENERAL FUND (1100)

Line No.		Actual 2023-24	Actual 2024-25	Approved Budget 2025-26	Year to Date w/Encumbrance 5/31/2026	Current Year Estimate 2025-26	ICM Proposed Base Budget 2026-27	Supplemental Budget 2026-27	ICM Proposed Budget 2026-27	Proposed $ Increase (Decrease) From FY 2025-26 Approved Budget	Proposed % Increase (Decrease) From FY 2025-26 Approved Budget
EXPENDITURES:											
Line No.	**OFFICE OF THE CITY ATTORNEY**										
1	Regular Full Time Wages	$ 138,800	$ 239,996	$ 302,169	$ 211,328	$ 328,465	$ 361,717	$ -	$ 361,717	$ 59,549	19.71%
2	Overtime Wages	-	88	425	456	866	500	-	500	75	17.65%
3	Leave Buy Back Program	-	5,371	-	31,767	31,767	-	-	-	-	0.00%
4	GWI/Merit Increase	-	-	8,875	-	-	-	-	-	(8,875)	-100.00%
5	Longevity Pay	-	-	315	315	315	825	-	825	510	161.90%
6	Car Allowance	3,956	6,016	6,000	3,875	5,904	6,000	-	6,000	-	0.00%
7	Housing Allowance	9,000	-	-	-	-	-	-	-	-	0.00%
8	Health Insurance Deductible	917	2,000	2,500	4,000	3,250	-	-	-	(2,500)	-100.00%
9	FICA/Social Security	11,469	17,368	24,243	14,756	24,243	28,232	-	28,232	3,990	16.46%
10	State Unemployment Taxes	17	126	293	747	504	351	-	351	59	20.00%
11	Retirement - TMRS	20,199	35,789	46,869	36,250	60,000	55,467	-	55,467	8,599	18.35%
12	Health Insurance	10,791	21,584	43,600	19,694	43,600	51,591	-	51,591	7,991	18.33%
13	Dental Insurance	390	925	1,670	888	1,670	1,992	-	1,992	322	19.28%
14	Life Insurance	574	457	1,404	329	650	1,440	-	1,440	36	2.56%
15	ST/LT Disability Insurance	558	687	1,314	578	1,000	1,397	-	1,397	83	6.32%
16	Vision Insurance	89	182	294	169	294	336	-	336	42	14.29%
17	AD&D	57	81	140	25	75	144	-	144	4	2.56%
18	Personnel Vacancy Savings	-	-	(17,695)	-	-	-	-	-	17,695	-100.00%
	1. Personnel	$ 196,817	$ 330,670	$ 422,414	$ 325,176	$ 502,603	$ 509,992	$ -	$ 509,992	$ 87,578	20.73%
19	Travel - Training & Conferences	$ -	$ 2,500	$ 3,250	$ 615	$ 1,189	$ 2,650	$ -	$ 2,650	$ (600)	-18.46%
20	Memberships and Dues	-	1,262	2,500	125	2,161	1,500	-	1,500	(1,000)	-40.00%
21	Subscription and Books	-	-	1,000	-	-	-	-	-	(1,000)	-100.00%
22	Legal Services	-	212,066	218,142	78,838	233,385	218,142	-	218,142	-	0.00%
23	Attorney General Opinions	-	410	1,750	520	750	1,750	-	1,750	-	0.00%
24	Advertising	-	-	825	-	-	825	-	825	-	0.00%
25	Services - Prosecutor	-	27,677	-	-	-	-	-	-	-	0.00%
	2. Contractual Services	$ -	$ 243,914	$ 227,467	$ 80,098	$ 237,485	$ 224,867	$ -	$ 224,867	$ (2,600)	-1.14%
26	Uniforms (Buy)	$ -	$ 107	$ 450	$ 96	$ 96	$ 250	$ -	$ 250	$ (200)	-44.44%
27	General Office Supplies	-	372	1,000	-	-	500	-	500	(500)	-50.00%
28	Postage	-	160	500	241	278	500	-	500	-	0.00%
29	Food/Meals	-	-	1,500	57	57	100	-	100	(1,400)	-93.33%
30	Miscellaneous Supplies	-	-	-	213	213	-	-	-	-	0.00%
	3. Commodities	$ -	$ 640	$ 3,450	$ 607	$ 644	$ 1,350	$ -	$ 1,350	$ (2,100)	-60.87%
	City Attorney	$ 196,817	$ 575,224	$ 653,331	$ 405,881	$ 740,732	$ 736,209	$ -	$ 736,209	$ 82,878	12.69%

City of Kyle, Texas
Fund Summary Budget Status Report
GENERAL FUND (1100)

Line No.		Actual 2023-24	Actual 2024-25	Approved Budget 2025-26	Year to Date w/Encumbrance 5/31/2026	Current Year Estimate 2025-26	ICM Proposed Base Budget 2026-27	Supplemental Budget 2026-27	ICM Proposed Budget 2026-27	Proposed $ Increase (Decrease) From FY 2025-26 Approved Budget	Proposed % Increase (Decrease) From FY 2025-26 Approved Budget
EXPENDITURES:											
Line No.	**CITY SECRETARY'S OFFICE**										
1	Regular Full Time Wages	$ 276,842	$ 334,175	$ 334,410	$ 336,976	$ 334,032	$ 345,994	$ -	$ 345,994	$ 11,584	3.46%
2	Overtime Wages	2,022	949	2,975	426	844	700	-	700	(2,275)	-76.47%
3	Leave Buy Back Program	-	2,899	-	33,328	16,490	-	-	-	-	0.00%
4	GWI/Merit Increase	-	-	11,584	-	-	-	-	-	(11,584)	-100.00%
5	Longevity Pay	1,605	2,145	2,820	3,525	3,525	3,690	-	3,690	870	30.85%
6	Car Allowance	6,033	6,832	6,000	8,228	14,610	6,000	-	6,000	-	0.00%
7	Health Insurance Deductible	3,917	4,000	4,000	5,000	5,000	-	-	-	(4,000)	-100.00%
8	FICA/Social Security	21,702	24,746	27,411	24,226	40,414	27,263	-	27,263	(148)	-0.54%
9	State Unemployment Taxes	469	252	468	855	630	468	-	468	-	0.00%
10	Retirement - TMRS	37,935	49,380	52,995	56,006	96,148	53,565	-	53,565	570	1.08%
11	Health Insurance	35,651	41,276	59,076	34,236	55,656	68,788	-	68,788	9,712	16.44%
12	Dental Insurance	1,695	2,065	2,673	1,574	2,594	2,656	-	2,656	(17)	-0.64%
13	Life Insurance	1,531	888	2,100	551	924	2,148	-	2,148	48	2.29%
14	ST/LT Disability Insurance	1,504	1,276	1,885	974	1,632	1,926	-	1,926	41	2.18%
15	Vision Insurance	335	391	471	295	488	449	-	449	(22)	-4.67%
16	AD&D	156	156	210	41	82	215	-	215	5	2.38%
17	Personnel Vacancy Savings	-	-	(23,695)	-	-	-	-	-	23,695	-100.00%
	1. Personnel	$ 391,397	$ 471,430	$ 485,383	$ 506,241	$ 573,069	$ 513,862	$ -	$ 513,862	$ 28,479	5.87%
18	Travel - Training & Conferences	$ 4,817	$ 7,668	$ 9,000	$ 2,343	$ 3,056	$ 6,000	$ -	$ 6,000	$ (3,000)	-33.33%
19	Mileage - Reimbursement	19	-	500	-	-	250	-	250	(250)	-50.00%
20	Memberships and Dues	836	449	995	350	350	250	-	250	(745)	-74.87%
21	Subscription and Books	132	145	700	-	130	470	-	470	(230)	-32.86%
22	Legal Services	-	-	-	16,647	16,647	-	-	-	-	0.00%
23	County Recording Fees	1,370	146	3,000	-	-	1,500	-	1,500	(1,500)	-50.00%
24	Public Notices	827	1,691	3,250	2,921	2,921	3,250	-	3,250	-	0.00%
25	Election Services	57,343	56,643	60,000	60,000	60,000	60,000	-	60,000	-	0.00%
26	Other Contract Services	37,750	33,000	80,199	37,750	37,750	30,750	-	30,750	(49,449)	-61.66%
27	IT Software/System Fees	9,253	4,783	-	-	-	-	-	-	-	0.00%
28	Services - Code of Ordinances	15,279	16,569	29,040	31,836	31,836	23,329	-	23,329	(5,711)	-19.67%
	2. Contractual Services	$ 127,625	$ 121,093	$ 186,684	$ 151,847	$ 152,690	$ 125,799	$ -	$ 125,799	$ (60,885)	-32.61%
29	Uniforms (Buy)	$ 564	$ 167	$ 540	$ 203	$ 203	$ 203	$ -	$ 203	$ (337)	-62.41%
30	General Office Supplies	2,608	765	3,000	271	292	1,771	-	1,771	(1,229)	-40.97%
31	Postage	-	-	3,000	21	73	1,500	-	1,500	(1,500)	-50.00%
32	City Sponsored Event Supplies	-	612	2,120	604	1,708	1,708	-	1,708	(412)	-19.43%
33	City Council Events & Supplies	-	8,795	25,200	6,596	8,000	12,000	-	12,000	(13,200)	-52.38%
34	Boards & Commissions Events & Supplies	-	5,468	18,500	7,557	8,000	5,000	-	5,000	(13,500)	-72.97%
35	Food/Meals	21	543	375	-	-	-	-	-	(375)	-100.00%
36	Miscellaneous Supplies	-	29	-	-	-	-	-	-	-	0.00%
37	Office Furniture (<$5K)	-	-	1,875	-	-	-	-	-	(1,875)	-100.00%
38	Computer Hardware	3,259	-	-	-	-	-	-	-	-	0.00%
	3. Commodities	$ 6,452	$ 16,379	$ 54,610	$ 15,251	$ 18,276	$ 22,182	$ -	$ 22,182	$ (32,428)	-59.38%
	Total City Secretary's Office	$ 525,475	$ 608,903	$ 726,678	$ 673,340	$ 744,035	$ 661,843	$ -	$ 661,843	$ (64,834)	-8.92%

City of Kyle, Texas
Fund Summary Budget Status Report
GENERAL FUND (1100)

EXPENDITURES:

Line No.	Administrative Services	Actual 2023-24	Actual 2024-25	Approved Budget 2025-26	Year to Date w/Encumbrance 5/31/2026	Current Year Estimate 2025-26	ICM Proposed Base Budget 2026-27	Supplemental Budget 2026-27	ICM Proposed Budget 2026-27	Proposed $ Increase (Decrease) From FY 2025-26 Approved Budget	Proposed % Increase (Decrease) From FY 2025-26 Approved Budget
1	Regular Full Time Wages	$ 324,673	$ 371,012	$ -	$ 132,441	$ -	$ -	$ -	$ -	$ -	0.00%
2	Overtime Wages	-	57	-	68	-	-	-	-	-	0.00%
3	Leave Buy Back Program	-	-	-	13,558	-	-	-	-	-	0.00%
4	Longevity Pay	-	-	-	330	-	-	-	-	-	0.00%
5	Car Allowance	4,418	9,650	-	3,875	-	-	-	-	-	0.00%
6	Language Incentive	-	-	-	99	-	-	-	-	-	0.00%
7	Health Insurance Deductible	1,833	2,917	-	2,000	-	-	-	-	-	0.00%
8	FICA/Social Security	24,791	26,827	-	7,797	-	-	-	-	-	0.00%
9	State Unemployment Taxes	126	217	-	342	-	-	-	-	-	0.00%
10	Retirement - TMRS	43,802	54,368	-	21,781	-	-	-	-	-	0.00%
11	Health Insurance	29,369	40,324	-	13,272	-	-	-	-	-	0.00%
12	Dental Insurance	1,052	1,326	-	485	-	-	-	-	-	0.00%
13	Life Insurance	1,462	644	-	174	-	-	-	-	-	0.00%
14	ST/LT Disability Insurance	1,334	1,037	-	309	-	-	-	-	-	0.00%
15	Vision Insurance	204	241	-	88	-	-	-	-	-	0.00%
16	AD&D	142	121	-	17	-	-	-	-	-	0.00%
	1. Personnel	$ 433,206	$ 508,741	$ -	$ 196,635	$ -	$ -	$ -	$ -	$ -	0.00%
17	Travel - City Business	$ -	$ 773	$ -	$ -	$ -	$ -	$ -	$ -	$ -	0.00%
18	Travel - Training & Conferences	5,336	838	-	1,250	-	-	-	-	-	0.00%
19	Mileage - Reimbursement	299	-	-	-	-	-	-	-	-	0.00%
20	Travel - Tolls & Parking	-	-	-	6	-	-	-	-	-	0.00%
21	Memberships and Dues	-	336	-	-	-	-	-	-	-	0.00%
	2. Contractual Services	$ 5,635	$ 1,946	$ -	$ 1,256	$ -	$ -	$ -	$ -	$ -	0.00%
22	Uniforms (Buy)	$ -	$ 200	$ -	$ -	$ -	$ -	$ -	$ -	$ -	0.00%
23	General Office Supplies	1,590	621	-	72	-	-	-	-	-	0.00%
24	Food/Meals	294	563	-	58	-	-	-	-	-	0.00%
25	Office Furniture (<$5K)	-	3,606	-	-	-	-	-	-	-	0.00%
	3. Commodities	$ 1,885	$ 4,990	$ -	$ 130	$ -	$ -	$ -	$ -	$ -	0.00%
	Total Administrative Services	$ 440,726	$ 515,677	$ -	$ 198,021	$ -	$ -	$ -	$ -	$ -	0.00%

City of Kyle, Texas
Fund Summary Budget Status Report
GENERAL FUND (1100)

Line No.		Actual 2023-24	Actual 2024-25	Approved Budget 2025-26	Year to Date w/Encumbrance 5/31/2026	Current Year Estimate 2025-26	ICM Proposed Base Budget 2026-27	Supplemental Budget 2026-27	ICM Proposed Budget 2026-27	Proposed $ Increase (Decrease) From FY 2025-26 Approved Budget	Proposed % Increase (Decrease) From FY 2025-26 Approved Budget
EXPENDITURES:											
Line No.	**HUMAN RESOURCES**										
1	Regular Full Time Wages	$ 436,799	$ 376,576	$ 587,599	$ 332,628	$ 563,516	$ 546,569	$ -	$ 546,569	$ (41,030)	-6.98%
2	Regular Part Time Wages	4,674	20,681	-	-	-	-	-	-	-	0.00%
3	Temporary/Seasonal Wages	1,718	-	-	-	-	-	-	-	-	0.00%
4	Overtime Wages	2,255	1,765	500	-	-	-	-	-	(500)	-100.00%
5	Leave Buy Back Program	-	4,380	-	18,750	-	-	-	-	-	0.00%
6	GWI/Merit Increase	-	-	19,772	-	-	-	-	-	(19,772)	-100.00%
7	Longevity Pay	5,835	-	1,095	510	510	2,355	-	2,355	1,260	115.07%
8	Car Allowance	2,539	3,625	4,500	3,875	6,000	-	-	-	(4,500)	-100.00%
9	Language Incentive	381	-	-	297	198	1,287	-	1,287	1,287	0.00%
10	Health Insurance Deductible	4,417	3,667	6,167	4,000	4,000	-	-	-	-	0.00%
11	FICA/Social Security	30,517	30,625	46,931	26,518	36,556	42,422	-	42,422	(4,509)	-9.61%
12	State Unemployment Taxes	623	430	722	684	504	585	-	585	(137)	-18.92%
13	Retirement - TMRS	59,435	54,906	90,731	52,305	72,392	83,346	-	83,346	(7,385)	-8.14%
14	Health Insurance	37,148	63,235	122,817	51,197	77,910	85,985	-	85,985	(36,832)	-29.99%
15	Dental Insurance	1,384	1,953	4,120	1,628	2,472	3,324	-	3,324	(796)	-19.33%
16	Life Insurance	1,644	969	3,494	574	874	3,218	-	3,218	(276)	-7.90%
17	ST/LT Disability Insurance	1,636	1,434	3,128	988	1,498	2,359	-	2,359	(769)	-24.59%
18	Vision Insurance	219	372	726	280	424	566	-	566	(160)	-22.00%
19	AD&D	165	178	349	35	70	322	-	322	(27)	-7.74%
20	Personnel Vacancy Savings	-	-	(41,258)	-	-	-	-	-	41,258	-100.00%
	1. Personnel	$ 591,387	$ 564,797	$ 851,392	$ 494,268	$ 766,924	$ 772,338	$ -	$ 772,338	$ (79,054)	-9.29%
21	Travel - Training & Conferences	$ 6,605	$ 10,442	$ 14,750	$ 11,109	$ 9,532	$ 6,500	$ -	$ 6,500	$ (8,250)	-55.93%
22	Mileage - Reimbursement	419	-	2,000	-	-	2,000	-	2,000	-	0.00%
23	Memberships and Dues	1,123	990	3,300	1,435	1,435	2,300	-	2,300	(1,000)	-30.30%
24	Subscription and Books	766	653	200	306	1,521	200	-	200	-	0.00%
25	Records Storage	41	22	-	-	-	-	-	-	-	0.00%
26	Legal Services	7,970	-	833	336	336	833	-	833	-	0.00%
27	Medical Services/Drug Testing	22,948	23,291	36,000	8,514	8,893	11,000	-	11,000	(25,000)	-69.44%
28	Other Professional Services	-	-	8,333	988	2,517	8,333	-	8,333	-	0.00%
29	Federal Excise Tax	766	1,003	-	-	-	-	-	-	-	0.00%
30	Outside Printing	-	-	667	-	-	667	-	667	-	0.00%
31	Delivery/Courier Service	38	-	-	-	-	-	-	-	-	0.00%
32	Advertising	11,548	381	15,300	520	14,520	15,300	-	15,300	-	0.00%
33	Public Notices	96	-	-	-	-	-	-	-	-	0.00%
34	Miscellaneous Services	-	-	1,667	-	-	1,667	-	1,667	-	0.00%
35	New Hire Screening	3,501	18,192	7,000	8,670	20,635	7,000	-	7,000	-	0.00%
36	Consulting Services - Human Resources	85,000	68,699	-	-	650	-	-	-	-	0.00%
37	Training Services	4,465	21,713	80,000	40,134	40,634	50,000	-	50,000	(30,000)	-37.50%
38	Testing/Certification	27,181	54,063	136,000	3,335	4,650	76,000	-	76,000	(60,000)	-44.12%
39	Other Contract Services	-	1,516	22,431	10,813	10,813	22,431	-	22,431	-	0.00%
40	IT Software/System Fees	57,144	23,993	-	-	-	-	-	-	-	0.00%
41	Services - Employee Benefit Program	43,928	89,143	59,471	25,000	59,471	59,471	-	59,471	-	0.00%
42	Services - Health Ins Flex Fee	17,704	-	4,500	-	-	4,500	-	4,500	-	0.00%
43	Services - Employee Recruitment	2,853	-	-	-	-	-	-	-	-	0.00%
44	Services - Internship	-	-	18,000	-	222	-	-	-	(18,000)	-100.00%
	2. Contractual Services	$ 294,097	$ 314,100	$ 410,451	$ 111,161	$ 175,829	$ 268,201	$ -	$ 268,201	$ (142,250)	-34.66%

City of Kyle, Texas
Fund Summary Budget Status Report
GENERAL FUND (1100)

		Actual 2023-24	Actual 2024-25	Approved Budget 2025-26	Year to Date w/Encumbrance 5/31/2026	Current Year Estimate 2025-26	ICM Proposed Base Budget 2026-27	Supplemental Budget 2026-27	ICM Proposed Budget 2026-27	Proposed $ Increase (Decrease) From FY 2025-26 Approved Budget	Proposed % Increase (Decrease) From FY 2025-26 Approved Budget
45	Uniforms (Buy)	$ -	$ 358	$ 887	$ 47	$ 47	$ 887	$ -	$ 887	$ -	0.00%
46	General Office Supplies	1,580	1,314	1,058	865	984	1,058	-	1,058	-	0.00%
47	Postage	46	147	-	243	881	-	-	-	-	0.00%
48	Awards, Plaques & Recognition Supplies	-	-	-	545	545	-	-	-	-	0.00%
49	City Sponsored Event Supplies	36,853	38,465	65,250	19,177	23,288	35,250	-	35,250	(30,000)	-45.98%
50	Miscellaneous Occasions Supplies	-	59	-	316	316	-	-	-	-	0.00%
51	Food/Meals	18	3,346	6,400	764	124	6,400	-	6,400	-	0.00%
52	Miscellaneous Supplies	-	432	167	51	51	167	-	167	-	0.00%
53	Office Furniture (<$5K)	246	138	750	-	-	750	-	750	-	0.00%
54	Computer Hardware	-	362	-	1,113	1,113	-	-	-	-	0.00%
55	Computer Sofware	-	-	833	-	-	833	-	833	-	0.00%
56	Other Office Equipment	-	100	83	-	-	83	-	83	-	0.00%
	3. Commodities	$ 38,743	$ 44,720	$ 75,428	$ 23,121	$ 27,349	$ 45,428	$ -	$ 45,428	$ (30,000)	-39.77%
	Total Human Resources	$ 924,227	$ 923,618	$ 1,337,271	$ 628,550	$ 970,102	$ 1,085,967	$ -	$ 1,085,967	$ (251,304)	-18.79%

City of Kyle, Texas
Fund Summary Budget Status Report
GENERAL FUND (1100)

		Actual 2023-24	Actual 2024-25	Approved Budget 2025-26	Year to Date w/Encumbrance 5/31/2026	Current Year Estimate 2025-26	ICM Proposed Base Budget 2026-27	Supplemental Budget 2026-27	ICM Proposed Budget 2026-27	Proposed $ Increase (Decrease) From FY 2025-26 Approved Budget	Proposed % Increase (Decrease) From FY 2025-26 Approved Budget
EXPENDITURES:											
Line No.	**PAYROLL**										
1	Regular Full Time Wages	$ 454	$ 25,759	$ -	$ 40,927	$ -	$ -	$ -	$ -	$ -	0.00%
2	Leave Buy Back Program	-	-	-	6,800	-	-	-	-	-	0.00%
3	Longevity Pay	-	615	-	795	-	-	-	-	-	0.00%
4	Health Insurance Deductible	-	1,000	-	1,000	-	-	-	-	-	0.00%
5	FICA/Social Security	35	2,011	-	3,692	-	-	-	-	-	0.00%
6	State Unemployment Taxes	-	44	-	171	-	-	-	-	-	0.00%
7	Retirement - TMRS	60	3,591	-	7,081	-	-	-	-	-	0.00%
8	Health Insurance	54	2,694	-	3,966	-	-	-	-	-	0.00%
9	Dental Insurance	2	113	-	180	-	-	-	-	-	0.00%
10	Life Insurance	3	135	-	94	-	-	-	-	-	0.00%
11	ST/LT Disability Insurance	3	130	-	152	-	-	-	-	-	0.00%
12	Vision Insurance	1	28	-	40	-	-	-	-	-	0.00%
13	AD&D	0	16	-	9	-	-	-	-	-	0.00%
	1. Personnel	$ 612	$ 36,136	$ -	$ 64,907	$ -	$ -	$ -	$ -	$ -	0.00%
14	Travel - Training & Conferences	$ -	$ 2,976	$ -	$ -	$ -	$ -	$ -	$ -	$ -	0.00%
	2. Contractual Services	$ -	$ 2,976	$ -	$ -	$ -	$ -	$ -	$ -	$ -	0.00%
15	Uniforms (Buy)	$ -	$ 100	$ -	$ -	$ -	$ -	$ -	$ -	$ -	0.00%
16	General Office Supplies	-	1,783	-	-	-	-	-	-	-	0.00%
	3. Commodities	$ -	$ 1,883	$ -	$ -	$ -	$ -	$ -	$ -	$ -	0.00%
	Total Payroll	$ 612	$ 40,995	$ -	$ 64,907	$ -	$ -	$ -	$ -	$ -	0.00%
EXPENDITURES:											
Line No.	**INFORMATION TECHNOLOGY**										
1	Regular Full Time Wages	$ 560,686	$ 939,953	$ 1,224,028	$ 872,369	$ 1,337,556	$ 1,368,437	$ -	$ 1,368,437	$ 144,409	11.80%
2	Overtime Wages	3,702	5,195	1,700	4,956	6,721	6,700	-	6,700	5,000	294.12%
3	Leave Buy Back Program	-	25,971	-	51,211	51,211	-	-	-	-	0.00%
4	GWI/Merit Increase	-	-	42,404	-	-	-	-	-	(42,404)	-100.00%
5	Longevity Pay	2,475	6,825	8,085	8,085	8,085	11,250	-	11,250	3,165	39.15%
6	Car Allowance	6,033	9,860	10,500	6,781	10,330	10,500	-	10,500	-	0.00%
7	Health Insurance Deductible	6,000	10,750	14,000	13,000	13,000	-	-	-	(14,000)	-100.00%
8	FICA/Social Security	43,378	73,297	98,457	68,127	104,468	106,862	-	106,862	8,405	8.54%
9	State Unemployment Taxes	702	849	1,638	2,427	1,830	1,638	-	1,638	-	0.00%
10	Retirement - TMRS	76,069	140,467	190,350	138,308	214,364	209,952	-	209,952	19,602	10.30%
11	Health Insurance	63,922	102,056	208,453	98,874	155,966	240,757	-	240,757	32,304	15.50%
12	Dental Insurance	2,483	4,696	9,355	4,167	6,630	9,295	-	9,295	(60)	-0.64%
13	Life Insurance	3,092	2,596	7,596	1,781	2,842	8,470	-	8,470	874	11.51%
14	ST/LT Disability Insurance	3,018	3,633	6,771	2,971	4,696	7,554	-	7,554	783	11.56%
15	Vision Insurance	555	842	1,648	732	1,166	1,570	-	1,570	(78)	-4.73%
16	AD&D	310	461	760	124	248	847	-	847	87	11.45%
17	Personnel Vacancy Savings	-	-	(86,064)	-	-	-	-	-	86,064	-100.00%
	1. Personnel	$ 772,426	$ 1,327,451	$ 1,739,681	$ 1,273,913	$ 1,919,113	$ 1,983,832	$ -	$ 1,983,832	$ 244,151	14.03%

City of Kyle, Texas
Fund Summary Budget Status Report
GENERAL FUND (1100)

		Actual 2023-24	Actual 2024-25	Approved Budget 2025-26	Year to Date w/Encumbrance 5/31/2026	Current Year Estimate 2025-26	ICM Proposed Base Budget 2026-27	Supplemental Budget 2026-27	ICM Proposed Budget 2026-27	Proposed $ Increase (Decrease) From FY 2025-26 Approved Budget	Proposed % Increase (Decrease) From FY 2025-26 Approved Budget
18	Travel - Training & Conferences	$ 2,520	$ 5,474	$ 15,375	$ 1,886	$ 3,108	$ 1,886	$ -	$ 1,886	$ (13,489)	-87.73%
19	Memberships and Dues	275	175	275	-	-	-	-	-	(275)	-100.00%
20	Subscription and Books	-	773	125	-	-	-	-	-	(125)	-100.00%
21	Cell Phones/Wireless Data Services	159,145	333,501	145,204	196,171	324,915	145,204	-	145,204	-	0.00%
22	Internet Service	-	-	-	3,123	3,812	-	-	-	-	0.00%
23	Wireless Data Services	(76)	-	-	-	-	-	-	-	-	0.00%
24	Lease Payments - Motor Vehicles	(1,959)	(13,454)	6,500	332	358	1,000	-	1,000	(5,500)	-84.62%
25	Motor Vehicle Repair/Maint	81	65	2,500	1,125	1,125	1,250	-	1,250	(1,250)	-50.00%
26	Other Equip Maint/Repair	36	3,970	2,500	-	-	-	-	-	(2,500)	-100.00%
27	Office Equipment Maint/Repair	126	2,096	1,800	-	-	-	-	-	(1,800)	-100.00%
28	Computer Equip Maint/Repair	2,621	2,004	7,000	1,332	1,332	1,332	-	1,332	(5,668)	-80.97%
29	Communication Equip Repair	-	1,616	4,700	-	-	-	-	-	(4,700)	-100.00%
30	Office Equipment Rental	1,153	-	-	-	-	-	-	-	-	0.00%
31	Other Contract Services	-	615	-	-	-	-	-	-	-	0.00%
32	IT Software/System Fees	367,581	2,471,723	2,818,693	2,430,771	3,206,055	2,642,547	-	2,642,547	(176,145)	-6.25%
33	IT Consulting Services	4,380	6,619	49,300	55,400	45,714	49,300	-	49,300	-	0.00%
	2. Contractual Services	$ 535,883	$ 2,815,177	$ 3,053,972	$ 2,690,140	$ 3,586,419	$ 2,842,519	$ -	$ 2,842,519	$ (211,452)	-6.92%
34	Uniforms (Buy)	$ 1,205	$ 1,708	$ 900	$ -	-	$ -	$ -	$ -	$ (900)	-100.00%
35	General Office Supplies	410	611	800	1,023	-	800	-	800	-	0.00%
36	Food/Meals	52	-	-	-	-	-	-	-	-	0.00%
37	Office Furniture (<$5K)	652	3,254	1,500	-	-	-	-	-	(1,500)	-100.00%
38	Computer Hardware	105,669	453,570	644,372	305,620	304,331	276,188	-	276,188	(368,184)	-57.14%
39	Computer Software	755	200,508	291,788	138,178	134,613	128,778	-	128,778	(163,010)	-55.87%
40	Other Office Equipment	-	9,584	15,000	-	-	-	-	-	(15,000)	-100.00%
41	Fuel	432	380	600	217	328	400	-	400	(200)	-33.33%
	3. Commodities	$ 109,175	$ 669,615	$ 954,960	$ 445,039	$ 439,272	$ 406,166	$ -	$ 406,166	$ (548,794)	-57.47%
42	Office Furniture (>$5K)	$ -	$ 212	$ -	$ -	$ -	$ -	$ -	$ -	$ -	0.00%
	6. Non-CIP Capital Outlay	$ -	$ 212	$ -	$ -	$ -	$ -	$ -	$ -	$ -	0.00%
43	Right-to-Use Lease Assets	$ 18,608	$ 35,330	$ -	$ -	$ -	$ -	$ -	$ -	$ -	0.00%
	7 Principal on Right-to-Use Leases	$ 18,608	$ 35,330	$ -	$ -	$ -	$ -	$ -	$ -	$ -	0.00%
	Total Information Technology	$ 1,436,091	$ 4,847,785	$ 5,748,613	$ 4,409,092	$ 5,944,804	$ 5,232,518	$ -	$ 5,232,518	$ (516,095)	-8.98%

City of Kyle, Texas
Fund Summary Budget Status Report
GENERAL FUND (1100)

		Actual 2023-24	Actual 2024-25	Approved Budget 2025-26	Year to Date w/Encumbrance 5/31/2026	Current Year Estimate 2025-26	ICM Proposed Base Budget 2026-27	Supplemental Budget 2026-27	ICM Proposed Budget 2026-27	Proposed $ Increase (Decrease) From FY 2025-26 Approved Budget	Proposed % Increase (Decrease) From FY 2025-26 Approved Budget
EXPENDITURES:											
Line No.	**Chief of Staff**										
1	Computer Hardware	-	1,704	-	-	-	-	-	-	-	0.00%
	3. Commodities	$ -	$ 1,704	$ -	$ -	$ -	$ -	$ -	$ -	$ -	0.00%
	Total Chief of Staff	$ -	$ 1,704	$ -	$ -	$ -	$ -	$ -	$ -	$ -	0.00%
EXPENDITURES:											
Line No.	**COMMUNICATIONS**										
1	Regular Full Time Wages	$ 423,395	$ 584,350	$ 724,151	$ 495,450	$ 654,934	$ 493,688	$ -	$ 493,688	$ (230,463)	-31.83%
2	Overtime Wages	10,112	10,342	850	3,624	6,150	4,800	-	4,800	3,950	464.71%
3	Leave Buy Back Program	-	17,099	-	19,843	19,843	-	-	-	-	0.00%
4	GWI/Merit Increase	-	-	25,086	-	-	-	-	-	(25,086)	-100.00%
5	Longevity Pay	1,920	2,640	3,690	3,690	3,690	4,095	-	4,095	405	10.98%
6	Language Incentive	-	-	10,500	-	-	-	-	-	(10,500)	-100.00%
7	Car Allowance	6,033	7,494	-	6,088	9,292	4,500	-	4,500	4,500	0.00%
8	Health Insurance Deductible	5,000	6,750	7,000	7,000	7,000	-	-	-	(7,000)	-100.00%
9	FICA/Social Security	33,475	46,521	58,479	39,600	64,778	38,792	-	38,792	(19,687)	-33.67%
10	State Unemployment Taxes	585	441	819	1,197	882	702	-	702	(117)	-14.29%
11	Retirement - TMRS	58,633	88,387	113,059	77,511	126,512	76,215	-	76,215	(36,844)	-32.59%
12	Health Insurance	58,128	88,447	114,660	62,386	100,168	103,182	-	103,182	(11,478)	-10.01%
13	Dental Insurance	2,280	3,284	4,677	2,083	3,412	3,983	-	3,983	(694)	-14.84%
14	Life Insurance	2,501	1,665	4,207	844	1,384	3,382	-	3,382	(825)	-19.61%
15	ST/LT Disability Insurance	2,394	2,352	3,780	1,449	2,374	2,987	-	2,987	(793)	-20.98%
16	Vision Insurance	451	612	824	364	602	673	-	673	(151)	-18.33%
17	AD&D	251	292	421	63	126	338	-	338	(83)	-19.71%
18	Personnel Vacancy Savings	-	-	(50,517)	-	-	-	-	-	50,517	-100.00%
	1. Personnel	$ 605,157	$ 860,676	$ 1,021,686	$ 721,193	$ 1,001,147	$ 737,337	$ -	$ 737,337	$ (284,349)	-27.83%
19	Travel - City Business	$ -	$ 942	$ -	$ -	$ -					
20	Travel - Training & Conferences	7,456	7,960.23	9,000	3,641	3,641	$ 3,641	$ -	$ 3,641	$ (5,359)	-59.54%
21	Mileage - Reimbursement	130	308	1,779	266	266	1,779	-	1,779	-	0.00%
22	Memberships and Dues	35	620	1,090	-	-	1,090	-	1,090	-	0.00%
23	Subscription and Books	-	921	-	-	-	-	-	-	-	0.00%
24	Other Professional Services	-	-	-	168	168	-	-	-	-	0.00%
25	Legal Services	18	-	-	-	-	-	-	-	-	0.00%
26	Outside Printing	3,551	5,836	27,110	4,407	4,407	7,110	-	7,110	(20,000)	-73.77%
27	Delivery/Courier Service	28	-	500	-	-	500	-	500	-	0.00%
28	Advertising	18,882	21,972	22,835	4,752	4,880	7,835	-	7,835	(15,000)	-65.69%
29	Public Notices	-	-	1,500	-	-	1,500	-	1,500	-	0.00%
30	IT Software/System Fees	23,874	6,816	-	4,004	4,004	32,000	-	32,000	32,000	0.00%
31	Services - Translator	-	143	3,800	-	-	3,800	-	3,800	-	0.00%
32	Services - Consulting/Marketing	18,000	7,500	18,000	-	-	-	-	-	(18,000)	-100.00%
33	Services - Video Production/Graphic Design	58,296	65,129	90,000	60,990	61,118	30,000	-	30,000	(60,000)	-66.67%
	2. Contractual Services	$ 130,271	$ 118,147	$ 175,614	$ 78,229	$ 78,484	$ 89,255	$ -	$ 89,255	$ (86,359)	-49.18%
34	Uniforms (Buy)	$ 18	$ 320	$ 675	$ -	$ -	$ 675	$ -	$ 675	$ -	0.00%
35	General Office Supplies	1,473	3,869	5,380	565	717	1,000	-	1,000	(4,380)	-81.41%
36	Awards, Plaques & Recognition Supplies	25	-	950	-	950	950	-	950	-	0.00%
37	City Sponsored Event Supplies	11,929	56,655	40,000	60	60	60	-	60	(39,940)	-99.85%
38	Citizen Academy Supplies	-	2,312	3,500	345	2,681	1,000	-	1,000	(2,500)	-71.43%
39	Miscellaneous Occasions Supplies	916	1,145	875	270	270	300	-	300	(575)	-65.71%
40	Food/Meals	292	108	500	492	830	500	-	500	-	0.00%
41	Miscellaneous Supplies	-	275	200	1,708	1,708	200	-	200	-	0.00%
42	Photographic Equipment	5,831	38,757	50,190	47,444	11,234	50,190	-	50,190	-	0.00%
43	Computer Hardware	-	3,216	-	-	-	-	-	-	-	0.00%
	3. Commodities	$ 20,483	$ 106,658	$ 102,270	$ 50,883	$ 18,450	$ 54,875	$ -	$ 54,875	$ (47,395)	-46.34%
	Total Communications	$ 755,912	$ 1,085,482	$ 1,299,569	$ 850,304	$ 1,098,081	$ 881,467	$ -	$ 881,467	$ (418,103)	-32.17%

City of Kyle, Texas
Fund Summary Budget Status Report
GENERAL FUND (1100)

Line No.		Actual 2023-24	Actual 2024-25	Approved Budget 2025-26	Year to Date w/Encumbrance 5/31/2026	Current Year Estimate 2025-26	ICM Proposed Base Budget 2026-27	Supplemental Budget 2026-27	ICM Proposed Budget 2026-27	Proposed $ Increase (Decrease) From FY 2025-26 Approved Budget	Proposed % Increase (Decrease) From FY 2025-26 Approved Budget
EXPENDITURES:											
Line No.	**BUILDING INSPECTION DIVISION**										
1	Regular Full Time Wages	$ 602,555	$ 887,217	$ 998,200	$ 580,867	$ 862,909	$ 795,433	$ -	$ 795,433	$ (202,767)	-20.31%
2	Overtime Wages	10,100	6,412	4,250	1,414	1,318	4,250	-	4,250	-	0.00%
3	Leave Buy Back Program	-	12,260	-	15,826	22,605	-	-	-	-	0.00%
4	GWI/Merit Increase	-	-	34,579	-	-	-	-	-	(34,579)	-100.00%
5	Longevity Pay	8,355	9,105	11,505	11,295	11,295	12,075	-	12,075	570	4.95%
6	Car Allowance	2,209	6,852	10,500	4,843	7,380	4,500	-	4,500	(6,000)	-57.14%
7	Language Incentive	2,399	1,805	1,800	969	1,578	1,170	-	1,170	(630)	-35.00%
8	Health Insurance Deductible	9,881	10,786	11,000	9,500	9,500	-	-	-	(11,000)	-100.00%
9	FICA/Social Security	47,247	68,918	83,124	45,336	68,798	62,353	-	62,353	(20,771)	-24.99%
10	State Unemployment Taxes	1,428	826	1,288	1,625	1,198	1,170	-	1,170	(118)	-9.13%
11	Retirement - TMRS	83,099	130,895	160,706	90,265	137,906	122,506	-	122,506	(38,200)	-23.77%
12	Health Insurance	77,459	115,688	147,152	69,139	110,336	171,969	-	171,969	24,818	16.87%
13	Dental Insurance	3,251	4,847	7,350	2,858	4,596	6,639	-	6,639	(711)	-9.67%
14	Life Insurance	3,715	2,767	6,149	1,172	1,892	5,371	-	5,371	(778)	-12.65%
15	ST/LT Disability Insurance	3,594	3,710	5,445	2,014	3,236	4,698	-	4,698	(747)	-13.72%
16	Vision Insurance	677	911	1,295	577	924	1,122	-	1,122	(173)	-13.36%
17	AD&D	373	463	615	87	174	537	-	537	(78)	-12.68%
18	Personnel Vacancy Savings	-	-	(69,459)	-	-	-	-	-	69,459	-100.00%
	1. Personnel	$ 856,342	$ 1,263,460	$ 1,415,497	$ 837,785	$ 1,245,645	$ 1,193,793	$ -	$ 1,193,793	$ (221,704)	-15.66%
19	Travel - Training & Conferences	$ 9,811	$ 9,314	$ 16,200	$ 8,370	$ 8,617	$ 5,000	$ -	$ 5,000	$ (11,200)	-69.14%
20	Mileage - Reimbursement	(17)	871	1,000	47	47	250	-	250	(750)	-75.00%
21	Memberships and Dues	955	1,066	1,250	-	170	650	-	650	(600)	-48.00%
22	Subscription and Books	6,393	1,975	2,500	1,140	1,140	2,000	-	2,000	(500)	-20.00%
23	Cell Phones/Pagers	3,195	492	2,500	-	-	500	-	500	(2,000)	-80.00%
24	Lease Payments - Motor Vehicles	17,282	19,073	50,000	26,318	30,000	30,000	-	30,000	(20,000)	-40.00%
25	Motor Vehicle Repair/Maint	16,785	11,303	10,000	1,158	1,186	2,500	-	2,500	(7,500)	-75.00%
26	Office Equipment Rental	5,343	6,053	6,500	3,603	5,200	6,500	-	6,500	-	0.00%
27	Rental - Storage	-	5	5,150	30	4,000	5,000	-	5,000	(150)	-2.91%
28	Records Storage	4,107	4,397	-	2,760	-	-	-	-	-	0.00%
29	Legal Services	4,232	-	-	-	-	-	-	-	-	0.00%
30	Credit Card Fees	963,091	808,658	585,000	208,109	350,000	585,000	-	585,000	-	0.00%
31	Outside Printing	960	764	1,100	-	-	750	-	750	(350)	-31.82%
32	Testing/Certification	9,599	15,909	8,500	3,055	3,420	3,130	-	3,130	(5,370)	-63.18%
33	IT Software/System Fees	26,866	20	-	-	-	-	-	-	-	0.00%
34	Services - Inspections (Contract)	1,434,921	32,248	75,000	68	68	2,500	-	2,500	(72,500)	-96.67%
35	Services - Plan Reviews	560,286	420,311	225,000	269,047	300,000	225,000	-	225,000	-	0.00%
36	Services - Employee Recruitment	13,750	-	-	-	-	-	-	-	-	0.00%
37	Permit Fee Waiver for Small Businesses	-	200	100,000	-	-	8,500	-	8,500	(91,500)	-91.50%
38	Services - Inspections (ESD#5)	130,418	212,172	275,000	62,428	90,000	90,000	-	90,000	(185,000)	-67.27%
	2. Contractual Services	$ 3,207,975	$ 1,544,829	$ 1,364,700	$ 586,134	$ 793,848	$ 967,280	$ -	$ 967,280	$ (397,420)	-29.12%
39	Uniforms (Buy)	$ 2,835	$ 3,362	$ 5,018	$ 439	$ 439	$ 2,018	$ -	$ 2,018	$ (3,000)	-59.79%
40	General Office Supplies	3,631	2,059	2,900	1,495	1,700	1,900	-	1,900	(1,000)	-34.48%
41	Postage	17	5	100	3	3	100	-	100	-	0.00%
42	Minor Tools/Instruments	1,461	1,280	2,000	386	386	1,250	-	1,250	(750)	-37.50%
43	Food/Meals	559	996	875	409	409	425	-	425	(450)	-51.43%
44	Miscellaneous Supplies	-	28	-	292	394	-	-	-	-	0.00%
45	Office Furniture (<$5K)	2,076	-	750	492	492	500	-	500	(250)	-33.33%
46	Computer Hardware	5,022	470	-	-	-	-	-	-	-	0.00%
47	Fuel	6,699	13,791	15,000	5,140	12,000	15,000	-	15,000	-	0.00%
	3. Commodities	$ 22,302	$ 21,991	$ 26,643	$ 8,655	$ 15,823	$ 21,193	$ -	$ 21,193	$ (5,450)	-20.46%
48	Right-to-Use Lease Assets	$ 36,486	$ 69,277	$ -	$ -	$ -	$ -	$ -	$ -	$ -	0.00%
	7 Other	$ 36,486	$ 69,277	$ -	$ -	$ -	$ -	$ -	$ -	$ -	0.00%
	Total Building Inspection Division	$ 4,123,105	$ 2,899,557	$ 2,806,840	$ 1,432,574	$ 2,055,316	$ 2,182,266	$ -	$ 2,182,266	$ (624,574)	-22.25%

City of Kyle, Texas
Fund Summary Budget Status Report
GENERAL FUND (1100)

Line No.		Actual 2023-24	Actual 2024-25	Approved Budget 2025-26	Year to Date w/Encumbrance 5/31/2026	Current Year Estimate 2025-26	ICM Proposed Base Budget 2026-27	Supplemental Budget 2026-27	ICM Proposed Budget 2026-27	Proposed $ Increase (Decrease) From FY 2025-26 Approved Budget	Proposed % Increase (Decrease) From FY 2025-26 Approved Budget
EXPENDITURES:											
Line No.	**PLANNING**										
1	Regular Full Time Wages	$ 662,024	$ 435,023	$ 618,486	$ 342,147	$ 575,794	$ 434,921	$ -	$ 434,921	$ (183,565)	-29.68%
2	Overtime Wages	12,568	11,178	6,800	5,486	8,158	6,800	-	6,800	-	0.00%
3	Leave Buy Back Program	-	28,834	-	27,851	34,630	-	-	-	-	0.00%
4	GWI/Merit Increase	-	-	21,425	-	-	-	-	-	(21,425)	-100.00%
5	Longevity Pay	7,665	5,160	4,365	4,365	4,365	4,740	-	4,740	375	8.59%
6	Car Allowance	8,242	6,357	10,500	4,843	7,378	7,500	-	7,500	(3,000)	-28.57%
7	Health Insurance Deductible	6,500	3,500	5,000	3,500	3,500	-	-	-	(5,000)	-100.00%
8	FICA/Social Security	52,257	35,801	49,823	27,846	39,956	34,537	-	34,537	(15,286)	-30.68%
9	State Unemployment Taxes	760	220	586	769	566	468	-	468	(118)	-20.07%
10	Retirement - TMRS	91,703	68,789	96,324	56,501	82,346	67,855	-	67,855	(28,469)	-29.56%
11	Health Insurance	68,085	44,634	77,396	30,183	45,836	68,788	-	68,788	(8,608)	-11.12%
12	Dental Insurance	2,691	1,667	3,341	1,149	1,758	2,656	-	2,656	(685)	-20.50%
13	Life Insurance	3,633	1,197	3,300	615	930	2,710	-	2,710	(590)	-17.88%
14	ST/LT Disability Insurance	3,559	1,589	2,999	1,046	1,578	2,412	-	2,412	(587)	-19.57%
15	Vision Insurance	583	356	589	224	348	449	-	449	(140)	-23.77%
16	AD&D	364	195	330	35	70	271	-	271	(59)	-17.88%
17	Personnel Vacancy Savings	-	-	(42,101)	-	-	-	-	-	42,101	-100.00%
	1. Personnel	$ 920,633	$ 644,501	$ 859,161	$ 506,561	$ 807,213	$ 634,107	$ -	$ 634,107	$ (225,054)	-26.19%
18	Travel - City Business	$ 55	$ 1,568	$ -	$ 949	$ -	$ -	$ -	$ -	$ -	0.00%
19	Travel - P & Z Commission	13,353	14,575	14,000	1,004	1,004	1,004	-	1,004	(12,996)	-92.83%
20	Travel - Training & Conferences	23,009	19,469	15,000	8,661	8,015	5,000	-	5,000	(10,000)	-66.67%
21	Mileage - Reimbursement	574	218	2,000	-	-	-	-	-	(2,000)	-100.00%
22	Memberships and Dues	1,725	2,410	1,875	1,500	3,123	1,500	-	1,500	(375)	-20.00%
23	Subscription and Books	-	-	400	-	-	-	-	-	(400)	-100.00%
24	Rental - Storage	-	-	200	-	-	-	-	-	(200)	-100.00%
25	Records Storage	253	455	-	341	341	-	-	-	-	0.00%
26	Legal Services	38,953	-	-	-	-	-	-	-	-	0.00%
27	Other Professional Services	-	1,259	-	5,673	5,673	-	-	-	-	0.00%
28	County Recording Fees	1,905	1,080	800	382	382	800	-	800	-	0.00%
29	Outside Printing	149	512	15,000	-	-	-	-	-	(15,000)	-100.00%
30	Public Notices	9,855	3,148	8,000	2,532	2,532	4,000	-	4,000	(4,000)	-50.00%
31	Consulting Services - Planning	9,000	106,419	-	393,484	136,984	-	-	-	-	0.00%
32	CDBG Program	6,033	40,372	373,390	115,291	115,291	373,390	-	373,390	-	0.00%
33	Other Contract Services	24,416	36,501	124,000	85,681	85,861	85,687	-	85,687	(38,313)	-30.90%
34	IT Software/System Fees	55,490	-	-	-	-	-	-	-	-	0.00%
35	Services - Inspections/Reviews	8,350	10,700	10,000	4,250	4,750	4,250	-	4,250	(5,750)	-57.50%
36	Services - Employee Recruitment	13,750	-	-	50	50	-	-	-	-	0.00%
	2. Contractual Services	$ 206,871	$ 238,687	$ 564,665	$ 619,797	$ 364,006	$ 475,631	$ -	$ 475,631	$ (89,034)	-15.77%
37	Uniforms (Buy)	$ 329	$ 587	$ 788	$ -	$ -	$ -	$ -	$ -	$ (788)	-100.00%
38	General Office Supplies	1,579	1,454	900	891	908	900	-	900	-	0.00%
39	Postage	406	898	3,000	1,220	1,220	2,000	-	2,000	(1,000)	-33.33%
40	Signs, Graphics & Banners	5,033	767	5,500	1,116	1,116	1,200	-	1,200	(4,300)	-78.18%
41	City Sponsored Event Supplies	175	368	320	50	50	50	-	50	(270)	-84.38%
42	Food/Meals	1,390	931	1,625	101	423	100	-	100	(1,525)	-93.85%
43	Miscellaneous Supplies	-	-	-	83	83	-	-	-	-	0.00%
44	Office Furniture (<$5K)	409	363	3,000	836	836	836	-	836	(2,164)	-72.13%
45	Computer Hardware	481	3,558	-	-	-	-	-	-	-	0.00%
	3. Commodities	$ 9,802	$ 8,926	$ 15,133	$ 4,297	$ 4,636	$ 5,086	$ -	$ 5,086	$ (10,047)	-66.39%
46	Other Equpment	5,995	-	-	-	-	-	-	-	-	0.00%
	6. Non-CIP Capital Outlay	$ 5,995	$ -	$ -	$ -	$ -	$ -	$ -	$ -	$ -	0.00%
	Total Planning	$ 1,143,301	$ 892,114	$ 1,438,959	$ 1,130,655	$ 1,175,855	$ 1,114,824	$ -	$ 1,114,824	$ (324,135)	-22.53%

City of Kyle, Texas
Fund Summary Budget Status Report
GENERAL FUND (1100)

Line No.		Actual 2023-24	Actual 2024-25	Approved Budget 2025-26	Year to Date w/Encumbrance 5/31/2026	Current Year Estimate 2025-26	ICM Proposed Base Budget 2026-27	Supplemental Budget 2026-27	ICM Proposed Budget 2026-27	Proposed $ Increase (Decrease) From FY 2025-26 Approved Budget	Proposed % Increase (Decrease) From FY 2025-26 Approved Budget
EXPENDITURES:											
	CODE ENFORCEMENT										
1	Regular Full Time Wages	$ 163,170	$ 256,862	$ 259,576	$ 179,722	$ 240,052	$ 212,183	$ -	$ 212,183	$ (47,393)	-18.26%
2	Overtime Wages	5,309	1,193	1,700	507	507	700	-	700	(1,000)	-58.82%
3	GWI/Merit Increase	-	-	8,992	-	-	-	-	-	(8,992)	-100.00%
4	Longevity Pay	570	480	1,125	1,050	1,050	1,110	-	1,110	(15)	-1.33%
5	Language Incentive	732	902	900	62	124	-	-	-	(900)	-100.00%
6	Health Insurance Deductible	3,000	4,000	4,000	4,000	4,000	-	-	-	(4,000)	-100.00%
7	FICA/Social Security	12,618	19,239	20,853	13,666	20,298	16,370	-	16,370	(4,483)	-21.50%
8	State Unemployment Taxes	360	252	468	684	504	351	-	351	(117)	-25.00%
9	Retirement - TMRS	22,546	36,817	40,317	26,607	39,496	32,163	-	32,163	(8,154)	-20.22%
10	Health Insurance	32,331	51,989	48,898	29,873	46,770	51,591	-	51,591	2,693	5.51%
11	Dental Insurance	1,132	1,502	2,673	869	1,352	1,992	-	1,992	(681)	-25.48%
12	Life Insurance	1,140	847	1,855	396	616	1,517	-	1,517	(338)	-18.22%
13	ST/LT Disability Insurance	1,075	1,103	1,593	673	1,038	1,303	-	1,303	(290)	-18.20%
14	Vision Insurance	289	399	471	229	360	336	-	336	(135)	-28.66%
15	AD&D	112	142	186	21	42	152	-	152	(34)	-18.28%
16	Personnel Vacancy Savings	-	-	(16,171)	-	-	-	-	-	16,171	-100.00%
	1. Personnel	$ 244,384	$ 375,729	$ 377,436	$ 258,360	$ 356,209	$ 319,768	$ -	$ 319,768	$ (57,668)	-15.28%
17	Travel - Training & Conferences	$ 2,076	$ 1,512	$ 2,250	$ -	$ -	$ -	$ -	$ -	$ (2,250)	-100.00%
18	Memberships and Dues	-	-	600	-	-	-	-	-	(600)	-100.00%
19	Subscription and Books	-	1,272	550	513	513	550	-	550	-	0.00%
20	Cell Phones/Wireless Data Services	549	-	2,226	-	-	-	-	-	(2,226)	-100.00%
21	Lease Payments - Motor Vehicles	524	12,578	45,000	8,841	10,000	15,000	-	15,000	(30,000)	-66.67%
22	Motor Vehicle Repair/Maint	10,005	3,112	5,000	1,298	2,326	1,500	-	1,500	(3,500)	-70.00%
23	Repair/Maintenance - Minor	-	-	-	75	75	-	-	-	-	0.00%
24	Outside Printing	483	399	-	28	25	-	-	-	-	0.00%
25	Testing/Certification	145	1,877	-	-	-	-	-	-	-	0.00%
26	IT Software/System Fees	1,376	-	-	-	-	-	-	-	-	0.00%
27	Services - Demolition/Lot Clean	350	55,850	45,000	-	1,875	10,000	-	10,000	(35,000)	-77.78%
	2. Contractual Services	$ 15,508	$ 76,600	$ 100,626	$ 10,754	$ 14,814	$ 27,050	$ -	$ 27,050	$ (73,576)	-73.12%
28	Uniforms (Buy)	$ 4,058	$ 1,544	$ 3,150	$ 2,096	$ 2,096	$ 2,100	$ -	$ 2,100	$ (1,050)	-33.33%
29	General Office Supplies	2,815	441	400	135	147	400	-	400	-	0.00%
30	Postage	1,048	784	1,200	58	58	750	-	750	(450)	-37.50%
31	City Sponsored Event Supplies	577	315	2,800	30	30	30	-	30	(2,770)	-98.93%
32	Minor Tools/Instruments	76	-	-	47	60	-	-	-	-	0.00%
33	Training Supplies	-	-	500	230	230	500	-	500	-	0.00%
34	Food/Meals	-	81	-	12	12	-	-	-	-	0.00%
35	Computer Hardware	3,537	-	-	-	-	-	-	-	-	0.00%
36	Fuel	2,566	2,450	3,500	672	1,200	3,500	-	3,500	-	0.00%
	3. Commodities	$ 14,677	$ 5,614	$ 11,550	$ 3,280	$ 3,833	$ 7,280	$ -	$ 7,280	$ (4,270)	-36.97%
	Total Code Enforcement	$ 274,568	$ 457,942	$ 489,612	$ 272,394	$ 374,856	$ 354,098	$ -	$ 354,098	$ (135,514)	-27.68%
	Development Services Department Total	**$ 5,540,974**	**$ 4,249,613**	**$ 4,293,021**	**$ 2,835,623**	**$ 3,606,027**	**$ 3,651,188**	**$ -**	**$ 3,651,188**	**$ (1,084,223)**	**-25.26%**

City of Kyle, Texas
Fund Summary Budget Status Report
GENERAL FUND (1100)

Line No.		Actual 2023-24	Actual 2024-25	Approved Budget 2025-26	Year to Date w/Encumbrance 5/31/2026	Current Year Estimate 2025-26	ICM Proposed Base Budget 2026-27	Supplemental Budget 2026-27	ICM Proposed Budget 2026-27	Proposed $ Increase (Decrease) From FY 2025-26 Approved Budget	Proposed % Increase (Decrease) From FY 2025-26 Approved Budget
EXPENDITURES:											
Line No.	**ECONOMIC DEVELOPMENT**										
1	Regular Full Time Wages	$ 254,721	$ 227,262	$ 262,586	$ 135,168	$ 207,113	$ 211,124	$ -	$ 211,124	$ (51,462)	-19.60%
2	Overtime Wages	2,552	3,996	850	1,404	2,704	1,900	-	1,900	1,050	123.53%
3	Leave Buy Back Program	-	23,404	-	21,484	21,484	-	-	-	-	0.00%
4	GWI/Merit Increase	-	-	9,096	-	-	-	-	-	(9,096)	-100.00%
5	Longevity Pay	3,240	3,780	3,390	3,750	3,750	4,110	-	4,110	720	21.24%
6	Car Allowance	6,033	5,888	6,000	2,906	4,428	4,500	-	4,500	(1,500)	-25.00%
7	Language Incentive	905	902	900	304	608	-	-	-	(900)	-100.00%
8	Health Insurance Deductible	3,000	3,000	3,000	2,000	2,000	-	-	-	(3,000)	-100.00%
9	FICA/Social Security	19,593	19,778	21,647	12,345	19,770	16,955	-	16,955	(4,692)	-21.68%
10	State Unemployment Taxes	351	189	351	342	252	234	-	234	(117)	-33.33%
11	Retirement - TMRS	35,509	37,392	41,852	24,175	38,618	33,312	-	33,312	(8,540)	-20.41%
12	Health Insurance	34,261	28,442	47,667	15,585	24,646	34,394	-	34,394	(13,273)	-27.85%
13	Dental Insurance	1,283	1,123	2,005	645	1,020	1,328	-	1,328	(677)	-33.77%
14	Life Insurance	1,408	670	1,601	251	400	1,193	-	1,193	(408)	-25.48%
15	ST/LT Disability Insurance	1,410	902	1,457	447	800	1,107	-	1,107	(350)	-24.02%
16	Vision Insurance	277	235	353	126	200	224	-	224	(129)	-36.54%
17	AD&D	142	108	160	18	36	119	-	119	(41)	-25.63%
18	Personnel Vacancy Savings	-	-	(18,688)	-	-	-	-	-	18,688	-100.00%
	1. Personnel	$ 364,686	$ 357,071	$ 384,227	$ 220,949	$ 327,829	$ 310,500	$ -	$ 310,500	$ (73,727)	-19.19%
19	Travel - City Business	$ -	$ -	$ -	$ -	$ -	$ -	$ -	$ -	$ -	0.00%
20	Travel - Training & Conferences	24,753	18,606	20,850	1,975	2,162	5,000	-	5,000	(15,850)	-76.02%
21	Mileage - Reimbursement	1,495	1,319	1,500	234	332	1,500	-	1,500	-	0.00%
22	Memberships and Dues	10,766	7,799	50,825	4,778	4,953	11,000	-	11,000	(39,825)	-78.36%
23	Subscription and Books	176	1,702	400	1,128	1,128	400	-	400	-	0.00%
24	Legal Services	15,372	-	-	-	-	-	-	-	-	0.00%
25	Credit Card Fees	-	-	-	97	97	-	-	-	-	0.00%
26	Outside Printing	227	1,478	4,000	1,862	1,862	2,000	-	2,000	(2,000)	-50.00%
27	Advertising	6,820	34,874	63,000	6,571	6,571	5,000	-	5,000	(58,000)	-92.06%
28	Tourism Marketing (GSMP)	-	35,000	-	-	-	-	-	-	-	0.00%
29	Consulting Services - Economic Development	129,487	49,097	104,400	108,000	76,073	-	-	-	(104,400)	-100.00%
30	Training/Certification	-	3,904	4,250	-	-	-	-	-	(4,250)	-100.00%
31	IT Software/System Fees	5,595	5,000	-	-	-	-	-	-	-	0.00%
32	1st Year On Us Program	-	-	25,000	10,000	10,000	-	-	-	(25,000)	-100.00%
33	Downtown Facade Improvement Grant	-	-	75,000	-	-	-	-	-	(75,000)	-100.00%
34	Small Business Support (Kyle Cash Program)	-	-	50,000	-	-	-	-	-	(50,000)	-100.00%
	2. Contractual Services	$ 194,691	$ 158,779	$ 399,225	$ 134,644	$ 103,178	$ 24,900	$ -	$ 24,900	$ (374,325)	-93.76%
35	Uniforms (Buy)	$ -	$ -	$ 585	$ -	$ -	$ -	$ -	$ -	$ (585)	-100.00%
36	General Office Supplies	1,988	546	640	683	683	415	-	415	(225)	-35.16%
37	Postage	28	-	500	-	-	-	-	-	(500)	-100.00%
38	City Sponsored Event Supplies	10,368	47,045	50,000	23,567	26,649	5,000	-	5,000	(45,000)	-90.00%
39	Food/Meals	3,119	3,708	1,613	997	1,328	1,613	-	1,613	-	0.00%
40	Miscellaneous Supplies	182	277	700	58	58	-	-	-	(700)	-100.00%
41	Office Furniture (<$5K)	300	-	225	-	-	225	-	225	-	0.00%
	3. Commodities	$ 15,986	$ 51,575	$ 54,263	$ 25,306	$ 28,718	$ 7,253	$ -	$ 7,253	$ (47,010)	-86.63%
	Total Economic Development	$ 575,363	$ 567,425	$ 837,715	$ 380,899	$ 459,725	$ 342,653	$ -	$ 342,653	$ (495,062)	-59.10%

City of Kyle, Texas
Fund Summary Budget Status Report
GENERAL FUND (1100)

Line No.		Actual 2023-24	Actual 2024-25	Approved Budget 2025-26	Year to Date w/Encumbrance 5/31/2026	Current Year Estimate 2025-26	ICM Proposed Base Budget 2026-27	Supplemental Budget 2026-27	ICM Proposed Budget 2026-27	Proposed $ Increase (Decrease) From FY 2025-26 Approved Budget	Proposed % Increase (Decrease) From FY 2025-26 Approved Budget
EXPENDITURES:											
Line No.	**FINANCIAL SERVICES**										
1	Regular Full Time Wages	$ 755,042	$ 1,057,616	$ 1,448,161	$ 998,450	$ 1,416,405	$ 1,511,134	$ -	$ 1,511,134	$ 62,973	4.35%
2	Overtime Wages	12,906	16,499	21,250	6,079	8,720	8,200	-	8,200	(13,050)	-61.41%
3	Leave Buy Back Program	-	54,154	-	64,563	64,563	-	-	-	-	0.00%
4	GWI/Merit Increase	-	-	50,166	-	-	-	-	-	(50,166)	-100.00%
5	Longevity Pay	10,778	13,545	13,545	13,935	13,935	16,215	-	16,215	2,670	19.71%
6	Car Allowance	3,017	11,144	6,000	12,754	27,870	19,200	-	19,200	13,200	220.00%
7	Language Incentive	2,092	2,707	1,800	1,785	2,698	2,834	-	2,834	1,034	57.44%
8	Health Insurance Deductible	8,333	10,083	13,000	13,333	13,333	-	-	-	(13,000)	-100.00%
9	FICA/Social Security	56,823	81,645	118,167	76,705	120,838	119,155	-	119,155	988	0.84%
10	State Unemployment Taxes	995	720	1,521	2,520	2,018	1,521	-	1,521	-	0.00%
11	Retirement - TMRS	104,101	163,678	228,457	160,542	257,070	234,105	-	234,105	5,648	2.47%
12	Health Insurance	70,057	111,631	214,710	113,289	180,304	223,560	-	223,560	8,850	4.12%
13	Dental Insurance	3,351	4,808	8,686	4,402	7,040	8,631	-	8,631	(55)	-0.63%
14	Life Insurance	4,199	2,723	7,903	1,773	2,854	7,901	-	7,901	(2)	-0.03%
15	ST/LT Disability Insurance	4,113	3,846	7,116	3,056	4,918	7,102	-	7,102	(14)	-0.20%
16	Vision Insurance	717	940	1,531	814	1,304	1,458	-	1,458	(73)	-4.77%
17	AD&D	431	472	790	123	246	790	-	790	-	0.00%
18	Personnel Vacancy Savings	-	-	(100,475)	-	-	-	-	-	100,475	-100.00%
	1. Personnel	$ 1,036,954	$ 1,536,210	$ 2,042,328	$ 1,474,122	$ 2,124,116	$ 2,161,806	$ -	$ 2,161,806	$ 119,478	5.85%
19	Travel - Training & Conferences	602	10,881	10,594	4,242	6,023	5,000	-	5,000	(5,594)	-52.80%
20	Mileage - Reimbursement	-	101	1,000	-	-	-	-	-	(1,000)	-100.00%
21	Memberships and Dues	1,999	1,670	6,860	1,798	2,248	2,500	-	2,500	(4,360)	-63.56%
22	Subscription and Books	221	704	950	152	152	250	-	250	(700)	-73.68%
23	Lease Payments - Motor Vehicles	5,672	4,426	5,700	216	242	-	-	-	(5,700)	-100.00%
24	Motor Vehicle Repair/Maint	18	246	500	1,125	1,125	500	-	500	-	0.00%
25	Computer Equip Maint/Repair	-	59	-	-	-	-	-	-	-	0.00%
26	Office Equipment Rental	2,755	2,759	3,500	1,255	2,250	2,250	-	2,250	(1,250)	-35.71%
27	Rental - Storage	-	-	2,000	-	-	-	-	-	(2,000)	-100.00%
28	Records Storage	1,639	1,930	-	1,419	1,419	-	-	-	-	0.00%
29	Legal Services	1,593	-	-	-	-	-	-	-	-	0.00%
30	Audit Services	98,633	118,990	137,000	79,423	79,542	137,000	-	137,000	-	0.00%
31	Other Professional Services	11,560	11,275	12,000	3,635	4,346	5,000	-	5,000	(7,000)	-58.33%
32	Appraisal Service - HaysCAD	214,667	238,608	238,697	147,480	301,473	238,697	-	238,697	-	0.00%
33	Tax Collection Services	5,903	3,208	3,500	3,382	3,382	3,500	-	3,500	-	0.00%
34	Bank Charges/Paying Agent Fees	44,379	58,121	65,000	57,256	57,256	65,000	-	65,000	-	0.00%
35	Credit Card Fees	0	-	-	-	-	-	-	-	-	0.00%
36	Insurance & Bonds	2,000	2,800	8,450	800	800	8,450	-	8,450	-	0.00%
37	Outside Printing	3,068	5,237	3,500	998	998	3,500	-	3,500	-	0.00%
38	Delivery/Courier Service	96	41	-	58	58	-	-	-	-	0.00%
39	Public Notices	2,146	2,442	5,000	-	-	2,500	-	2,500	(2,500)	-50.00%
40	Testing/Certification	1,787	1,447	4,038	475	475	4,038	-	4,038	-	0.00%
41	IT Software/System Fees	134,223	2,192	-	-	-	-	-	-	-	0.00%
42	Services - Accounting/Financial	33,875	90,400	195,000	78,275	84,973	85,000	-	85,000	(110,000)	-56.41%
43	Services - Temporary Employment	-	15,188	-	16,429	16,429	-	-	-	-	0.00%
44	Services - Employee Recruitment	-	31,587	-	-	-	-	-	-	-	0.00%
45	Services - Facilitator	-	9,150	10,000	-	-	-	-	-	(10,000)	-100.00%
	2. Contractual Services	$ 566,835	$ 613,459	$ 713,288	$ 398,418	$ 563,191	$ 563,185	$ -	$ 563,185	$ (150,104)	-21.04%
46	Uniforms (Buy)	$ 748	$ 1,152	$ 2,925	$ -	$ -	$ 3,000	$ -	$ 3,000	$ 75	2.56%
47	General Office Supplies	10,081	7,654	12,000	3,153	3,998	12,000	-	12,000	-	0.00%
48	Postage	5,903	4,066	5,000	1,359	1,359	2,500	-	2,500	(2,500)	-50.00%
49	City Sponsored Event Supplies	2,037	2,832	4,000	1,528	1,789	4,000	-	4,000	-	0.00%
50	Miscellaneous Occasions Supplies	-	-	-	91	199	-	-	-	-	0.00%
51	Food/Meals	1,222	1,510	1,500	1,046	1,500	1,500	-	1,500	-	0.00%
52	Office Furniture (<$5K)	4,282	5,688	3,750	-	2,633	-	-	-	(3,750)	-100.00%
53	Computer Hardware	12,097	452	-	1,033	1,033	-	-	-	-	0.00%
54	Computer Software	650	750	1,500	750	750	2,000	-	2,000	500	33.33%
55	Office Equipment	-	-	2,500	-	-	-	-	-	(2,500)	-100.00%
56	Fuel	65	27	600	-	-	-	-	-	(600)	-100.00%
	3. Commodities	$ 37,085	$ 24,131	$ 33,775	$ 8,959	$ 13,261	$ 25,000	$ -	$ 25,000	$ (8,775)	-25.98%
	Total Financial Services	$ 1,640,874	$ 2,173,800	$ 2,789,392	$ 1,881,499	$ 2,700,568	$ 2,749,991	$ -	$ 2,749,991	$ (39,401)	-1.41%

City of Kyle, Texas
Fund Summary Budget Status Report
GENERAL FUND (1100)

Line No.		Actual 2023-24	Actual 2024-25	Approved Budget 2025-26	Year to Date w/Encumbrance 5/31/2026	Current Year Estimate 2025-26	ICM Proposed Base Budget 2026-27	Supplemental Budget 2026-27	ICM Proposed Budget 2026-27	Proposed $ Increase (Decrease) From FY 2025-26 Approved Budget	Proposed % Increase (Decrease) From FY 2025-26 Approved Budget
EXPENDITURES:											
Line No.	**MUNICIPAL COURT**										
1	Regular Full Time Wages	$ 258,632	$ 259,482	$ 262,026	$ 174,319	$ 267,102	$ 272,412	$ -	$ 272,412	$ 10,386	3.96%
2	Overtime Wages	1,759	1,010	1,275	457	562	700	-	700	(575)	-45.10%
3	Leave Buy Back Program	-	-	-	4,731	4,731	-	-	-	-	0.00%
4	GWI/Merit Increase	-	-	9,077	-	-	-	-	-	(9,077)	-100.00%
5	Longevity Pay	5,235	3,975	4,695	4,695	4,695	5,415	-	5,415	720	15.34%
6	Language Incentive	3,689	3,610	3,600	2,261	3,330	3,874	-	3,874	274	7.61%
7	Health Insurance Deductible	4,000	4,000	4,000	4,000	4,000	-	-	-	(4,000)	-100.00%
8	FICA/Social Security	19,743	19,463	21,489	13,719	21,162	21,604	-	21,604	115	0.54%
9	State Unemployment Taxes	624	252	468	684	504	468	-	468	-	0.00%
10	Retirement - TMRS	35,751	38,000	41,545	27,327	42,158	42,445	-	42,445	900	2.17%
11	Health Insurance	44,239	51,474	53,662	34,294	54,192	68,788	-	68,788	15,126	28.19%
12	Dental Insurance	1,685	2,057	2,673	1,351	2,148	2,656	-	2,656	(17)	-0.64%
13	Life Insurance	1,602	878	1,872	389	622	1,946	-	1,946	74	3.95%
14	ST/LT Disability Insurance	1,495	1,155	1,608	675	1,072	1,672	-	1,672	64	3.98%
15	Vision Insurance	370	401	471	251	400	449	-	449	(22)	-4.67%
16	AD&D	160	147	187	28	56	195	-	195	8	4.28%
17	Personnel Vacancy Savings	-	-	(18,936)	-	-	-	-	-	18,936	-100.00%
	1. Personnel	$ 378,985	$ 385,904	$ 389,712	$ 269,182	$ 406,734	$ 422,624	$ -	$ 422,624	$ 32,912	8.45%
18	Travel - Training & Conferences	$ 704	$ 1,298	$ 7,500	$ 1,636	$ 1,261	$ 1,636	$ -	$ 1,636	$ (5,864)	-78.19%
19	Memberships and Dues	33	75	2,000	55	55	-	-	-	(2,000)	-100.00%
20	Office Equipment Rental	-	497	-	-	-	-	-	-	-	0.00%
21	Rental - Storage	-	-	500	-	-	-	-	-	(500)	-100.00%
22	Legal Services	-	-	-	3,608	2,741	-	-	-	-	0.00%
23	Jury Selection Service Pay	(12)	66	2,150	30	30	400	-	400	(1,750)	-81.40%
24	Uncollectible Court Fines	(18,192)	(39,510)	-	-	-	-	-	-	-	0.00%
25	Credit Card Fees	30,572	61,042	36,000	12,668	12,668	33,732	-	33,732	(2,268)	-6.30%
26	Insurance & Bonds	-	-	400	-	-	400	-	400	-	0.00%
27	Outside Printing	700	130	300	300	619	300	-	300	-	0.00%
28	IT Software/System Fees	34,995	-	-	-	-	-	-	-	-	0.00%
29	Services - Translator	520	2,098	4,000	1,400	1,908	2,400	-	2,400	(1,600)	-40.00%
30	Services - Court Judge	37,320	37,320	32,448	39,332	39,332	32,448	-	32,448	-	0.00%
31	Services - Prosecutor	30,000	7,500	-	-	-	-	-	-	-	0.00%
	2. Contractual Services	$ 116,640	$ 70,516	$ 85,298	$ 59,028	$ 58,614	$ 71,316	$ -	$ 71,316	$ (13,982)	-16.39%
32	Uniforms (Buy)	$ 118	$ 261	$ 900	$ -	$ -	$ -	$ -	$ -	$ (900)	-100.00%
33	General Office Supplies	2,637	3,108	2,800	1,369	1,522	2,800	-	2,800	-	0.00%
34	Postage	918	2,134	2,000	933	933	1,651	-	1,651	(349)	-17.45%
35	City Sponsored Event Supplies	1,328	-	400	-	-	-	-	-	(400)	-100.00%
36	Food/Meals	49	159	150	137	137	137	-	137	(13)	-8.67%
37	Miscellaneous Supplies	-	274	-	-	-	-	-	-	-	0.00%
38	Office Furniture (<$5K)	-	7,095	6,000	4,922	4,922	-	-	-	(6,000)	-100.00%
39	Computer Hardware	-	40	-	-	-	-	-	-	-	0.00%
	3. Commodities	$ 5,049	$ 13,071	$ 12,250	$ 7,361	$ 7,514	$ 4,588	$ -	$ 4,588	$ (7,662)	-326.12%
	Total Municipal Court	$ 500,674	$ 469,492	$ 487,260	$ 335,571	$ 472,862	$ 498,528	$ -	$ 498,528	$ 11,268	2.31%

City of Kyle, Texas
Fund Summary Budget Status Report
GENERAL FUND (1100)

Line No.		Actual 2023-24	Actual 2024-25	Approved Budget 2025-26	Year to Date w/Encumbrance 5/31/2026	Current Year Estimate 2025-26	ICM Proposed Base Budget 2026-27	Supplemental Budget 2026-27	ICM Proposed Budget 2026-27	Proposed $ Increase (Decrease) From FY 2025-26 Approved Budget	Proposed % Increase (Decrease) From FY 2025-26 Approved Budget
EXPENDITURES:											
Line No.	**Purchasing Division**										
1	Regular Full Time Wages	$ 85,294	$ 195,409	$ 399,116	$ 170,822	$ 322,908	$ 180,318	$ -	$ 180,318	$ (218,798)	-54.82%
2	Overtime Wages	352	6,447	1,700	7,671	7,671	1,700	-	1,700	-	0.00%
3	Leave Buy Back Program	-	3,216	-	-	-	-	-	-	-	0.00%
4	GWI/Merit Increase	-	-	12,378	-	-	-	-	-	(12,378)	-100.00%
5	Longevity Pay	-	1,500	1,980	1,980	1,980	195	-	195	(1,785)	-90.15%
6	Car Allowance	-	-	4,500	-	-	-	-	-	(4,500)	-100.00%
7	Health Insurance Deductible	750	2,000	3,500	1,000	1,000	-	-	-	(3,500)	-100.00%
8	FICA/Social Security	6,223	15,085	32,128	13,447	16,080	14,612	-	14,612	(17,516)	-54.52%
9	State Unemployment Taxes	117	126	410	342	252	234	-	234	(176)	-42.86%
10	Retirement - TMRS	11,399	29,277	62,114	26,660	42,204	28,709	-	28,709	(33,405)	-53.78%
11	Health Insurance	12,075	27,116	55,562	17,539	33,727	34,394	-	34,394	(21,168)	-38.10%
12	Dental Insurance	521	1,109	2,338	600	846	1,328	-	1,328	(1,010)	-43.20%
13	Life Insurance	659	625	2,343	331	460	1,289	-	1,289	(1,054)	-44.99%
14	ST/LT Disability Insurance	582	842	2,160	561	772	1,107	-	1,107	(1,053)	-48.75%
15	Vision Insurance	108	209	412	149	205	224	-	224	(188)	-45.63%
16	AD&D	66	105	234	20	40	129	-	129	(105)	-44.87%
17	Personnel Vacancy Savings	-	-	(24,616)	-	-	-	-	-	24,616	-100.00%
	1. Personnel	$ 118,146	$ 283,065	$ 556,258	$ 241,122	$ 428,145	$ 264,239	$ -	$ 264,239	$ (292,019)	-52.50%
18	Travel - Training & Conferences	$ 3,699	$ 6,321	$ 6,250	$ 7,270	$ 7,270	$ 6,250	$ -	$ 6,250	$ -	0.00%
19	Mileage - Reimbursement	-	-	250	-	-	-	-	-	(250)	-100.00%
20	Travel - Tolls & Parking	-	-	125	-	-	-	-	-	(125)	-100.00%
21	Memberships and Dues	-	1,794	1,500	485	485	500	-	500	(1,000)	-66.67%
22	Subscription and Books	-	-	-	1,500	1,500	-	-	-	-	0.00%
23	Insurance & Bonds	-	400	-	-	-	-	-	-	-	0.00%
24	Outside Printing	95	-	500	-	-	-	-	-	(500)	-100.00%
25	Delivery/Courier Service	-	112	500	94	94	400	-	400	(100)	-20.00%
26	Advertising	-	950	1,620	1,274	1,880	1,620	-	1,620	-	0.00%
27	Public Notices	700	2,099	1,800	-	-	-	-	-	(1,800)	-100.00%
28	Consulting Services - Purchasing	5,000	16,254	20,000	-	-	-	-	-	(20,000)	-100.00%
	2. Contractual Services	$ 9,493	$ 27,930	$ 32,545	$ 10,623	$ 11,229	$ 8,770	$ -	$ 8,770	$ (23,775)	-73.05%
29	Uniforms (Buy)	$ -	$ 242	$ 565	$ -	$ -	$ -	$ -	$ -	$ (565)	-100.00%
30	General Office Supplies	525	720	850	-	-	-	-	-	(850)	-100.00%
31	Postage	-	-	200	-	-	-	-	-	(200)	-100.00%
32	Food/Meals	116	184	1,000	216	216	250	-	250	(750)	-75.00%
33	Office Furniture (<$5K)	-	1,872	3,000	3,537	3,950	3,000	-	3,000	-	0.00%
34	Computer Hardware	-	930	-	-	-	-	-	-	-	0.00%
35	Computer Software	-	-	1,998	288	288	500	-	500	(1,498)	-74.97%
	3. Commodities	$ 641	$ 3,948	$ 7,613	$ 4,041	$ 4,454	$ 3,750	$ -	$ 3,750	$ (3,863)	-50.74%
	Total Purchasing Division	$ 128,281	$ 314,944	$ 596,416	$ 255,787	$ 443,828	$ 276,759	$ -	$ 276,759	$ (319,657)	-53.60%

City of Kyle, Texas
Fund Summary Budget Status Report
GENERAL FUND (1100)

Line No.		Actual 2023-24	Actual 2024-25	Approved Budget 2025-26	Year to Date w/Encumbrance 5/31/2026	Current Year Estimate 2025-26	ICM Proposed Base Budget 2026-27	Supplemental Budget 2026-27	ICM Proposed Budget 2026-27	Proposed $ Increase (Decrease) From FY 2025-26 Approved Budget	Proposed % Increase (Decrease) From FY 2025-26 Approved Budget
EXPENDITURES:											
Line No.	**3-1-1 Customer Service**										
1	Regular Full Time Wages	$ 1,594	$ 106,416	$ 306,919	$ 155,022	$ 274,596	$ 305,224	$ -	$ 305,224	$ (1,695)	-0.55%
2	Overtime Wages	92	3,321	5,100	3,151	5,554	4,200	-	4,200	(900)	-17.65%
3	Leave Buy Back Program	-	-	-	1,856	-	-	-	-	-	0.00%
4	GWI/Merit Increase	-	-	10,158	-	-	-	-	-	(10,158)	-100.00%
5	Longevity Pay	-	541	2,790	2,460	2,460	3,180	-	3,180	390	13.98%
6	Language Incentive	15	987	2,700	1,085	1,338	2,704	-	2,704	4	0.15%
7	Health Insurance Deductible	-	1,700	5,000	4,917	4,917	-	-	-	(5,000)	-100.00%
8	FICA/Social Security	128	8,411	25,135	12,321	17,646	24,121	-	24,121	(1,014)	-4.03%
9	State Unemployment Taxes	-	(3,116)	702	855	708	585	-	585	(117)	-16.67%
10	Retirement - TMRS	226	18,843	48,595	24,075	34,442	47,391	-	47,391	(1,204)	-2.48%
11	Health Insurance	319	20,635	62,973	32,303	48,440	85,985	-	85,985	23,012	36.54%
12	Dental Insurance	13	912	3,341	1,335	2,012	3,319	-	3,319	(22)	-0.66%
13	Life Insurance	10	339	1,800	342	320	1,800	-	1,800	-	0.00%
14	ST/LT Disability Insurance	9	460	1,661	619	932	1,692	-	1,692	31	1.87%
15	Vision Insurance	3	183	589	255	384	561	-	561	(28)	-4.75%
16	AD&D	1	59	180	17	34	180	-	180	-	0.00%
17	Personnel Vacancy Savings	-	-	(21,343)	-	-	-	-	-	21,343	-100.00%
	1. Personnel	$ 2,410	$ 159,689	$ 456,300	$ 240,612	$ 393,783	$ 480,942	$ -	$ 480,942	$ 24,642	5.40%
18	Travel - Training & Conferences	$ -	$ -	$ 9,375	$ 375	$ 375	$ 375	$ -	$ 375	$ (9,000)	-96.00%
19	Office Equipment Rental	-	166	-	-	-	-	-	-	-	0.00%
	2. Contractual Services	$ -	$ 166	$ 9,375	$ 375	$ 375	$ 375	$ -	$ 375	$ (9,000)	-96.00%
20	Uniforms (Buy)	$ -	$ -	$ 1,125	$ 1,633	$ 1,822	$ 685	$ -	$ 685	$ (440)	-39.11%
21	General Office Supplies	-	670	2,000	1,738	1,800	2,000	-	2,000	-	0.00%
22	Emergency Supplies	-	198	-	(51)	-	-	-	-	-	0.00%
23	Office Furniture (<$5K)	-	2,947	7,600	-	-	-	-	-	(7,600)	-100.00%
24	Communication Equipment	-	-	-	-	-	-	-	-	-	0.00%
	3. Commodities	$ -	$ 3,816	$ 10,725	$ 3,321	$ 3,622	$ 2,685	$ -	$ 2,685	$ (8,040)	-74.97%
	Total 3-1-1 Customer Service	$ 2,410	$ 163,671	$ 476,400	$ 244,307	$ 397,780	$ 484,002	$ -	$ 484,002	$ 7,602	1.60%
	Total Financial Services	$ 2,410	$ 163,671	$ 4,349,467	$ 2,717,164	$ 4,015,038	$ 4,009,280	$ -	$ 4,009,280	$ (340,188)	-7.82%

City of Kyle, Texas
Fund Summary Budget Status Report
GENERAL FUND (1100)

Line No.		Actual 2023-24	Actual 2024-25	Approved Budget 2025-26	Year to Date w/Encumbrance 5/31/2026	Current Year Estimate 2025-26	ICM Proposed Base Budget 2026-27	Supplemental Budget 2026-27	ICM Proposed Budget 2026-27	Proposed $ Increase (Decrease) From FY 2025-26 Approved Budget	Proposed % Increase (Decrease) From FY 2025-26 Approved Budget
EXPENDITURES:											
Line No.	**PARKS & RECREATION ADMINISTRATION**										
1	Regular Full Time Wages	$ 407,194	$ 757,059	$ 838,427	$ 457,594	$ 791,913	$ 383,692	$ -	$ 383,692	$ (454,735)	-54.24%
2	Overtime Wages	12,024	1,983	-	2,515	3,000	3,350	-	3,350	3,350	0.00%
3	Leave Buy Back Program	-	12,231	-	14,810	14,810	-	-	-	-	0.00%
4	GWI/Merit Increase	-	-	29,044	-	-	-	-	-	(29,044)	-100.00%
5	Longevity Pay	2,970	2,310	4,590	2,205	2,205	3,225	-	3,225	(1,365)	-29.74%
6	Car Allowance	7,451	15,863	15,000	9,687	14,758	6,000	-	6,000	(9,000)	-60.00%
7	Language Incentive	623	-	-	-	-	-	-	-	-	0.00%
8	Health Insurance Deductible	4,536	7,464	7,000	5,917	5,917	-	-	-	(7,000)	-100.00%
9	FICA/Social Security	32,450	58,990	68,396	34,891	53,562	30,315	-	30,315	(38,081)	-55.68%
10	State Unemployment Taxes	592	731	819	1,059	864	585	-	585	(234)	-28.57%
11	Retirement - TMRS	57,164	110,196	132,232	71,362	111,206	59,559	-	59,559	(72,673)	-54.96%
12	Health Insurance	37,152	72,311	95,776	39,819	66,246	85,985	-	85,985	(9,791)	-10.22%
13	Dental Insurance	1,718	3,010	4,677	1,765	2,868	3,319	-	3,319	(1,358)	-29.04%
14	Life Insurance	1,965	1,783	4,505	768	1,244	2,484	-	2,484	(2,021)	-44.86%
15	ST/LT Disability Insurance	1,894	2,526	4,259	1,365	2,204	2,295	-	2,295	(1,964)	-46.11%
16	Vision Insurance	348	594	824	351	570	561	-	561	(263)	-31.92%
17	AD&D	198	298	450	56	112	248	-	248	(202)	-44.89%
18	Personnel Vacancy Savings	-	-	(56,742)	-	-	-	-	-	56,742	-100.00%
	1. Personnel	$ 568,278	$ 1,047,350	$ 1,149,257	$ 644,162	$ 1,071,479	$ 581,618	$ -	$ 581,618	$ (567,639)	-49.39%
19	Travel - City Business	$ -	$ 344	$ -	$ 567	$ 567	$ -	$ -	$ -	$ -	0.00%
20	Travel - Training & Conferences	12,297	30,195	12,475	16,039	16,039	3,500		3,500	(8,975)	-71.94%
21	Memberships and Dues	2,953	2,117	5,000	3,117	3,507	2,500	-	2,500	(2,500)	-50.00%
22	Subscription and Books	1,628	90	-	-	-	-	-	-	-	0.00%
23	Cell Phones/Pagers	-	-	1,000	-	-	-	-	-	(1,000)	-100.00%
24	Lease Payments - Motor Vehicles	(1,398)	(8,107)	6,000	196	300	300	-	300	(5,700)	-95.00%
25	Motor Vehicle Repair/Maint	143	435	1,000	1,125	1,125	1,000	-	1,000	-	0.00%
26	Office Equipment Rental	2,896	7,238	4,500	3,207	4,333	4,500	-	4,500	-	0.00%
27	Records Storage	6	7	-	5	5	-	-	-	-	0.00%
28	Legal Services	5,058	-	-	-	-	-	-	-	-	0.00%
29	Advertising	1,403	650	2,100	-	-	600	-	600	(1,500)	-71.43%
30	Public Notices	1,559	-	-	-	-	-	-	-	-	0.00%
31	Services - Employee Recruitment	36,500	-	-	-	-	-	-	-	-	0.00%
32	Decrease Line-Item Increase (Per ACM JE 7/8/2025)	-	-	(28,616)	-	-	-	-	-	28,616	-100.00%
	2. Contractual Services	$ 63,044	$ 32,969	$ 3,459	$ 24,254	$ 25,876	$ 12,400	$ -	$ 12,400	$ 8,941	258.49%
33	Uniforms (Buy)	$ 395	$ 3,178	$ 2,280	$ 950	$ 950	$ 1,280	$ -	$ 1,280	$ (1,000)	-43.86%
34	General Office Supplies	3,454	7,704	2,500	1,800	2,142	1,500	-	1,500	(1,000)	-40.00%
35	Postage	-	1	-	-	12	-	-	-	-	0.00%
36	Building Materials	-	626	-	-	-	-	-	-	-	0.00%
37	City Sponsored Event Supplies	40	600	-	-	-	-	-	-	-	0.00%
38	4th of July Celebration	-	117	-	-	-	-	-	-	-	0.00%
39	Recreation Program Expense	-	240	-	5	5	-	-	-	-	0.00%
40	Medical Supplies	156	115	100	(92)	-	100	-	100	-	0.00%
41	Miscellaneous Occasions Supplies	-	55	-	3,122	3,122	-	-	-	-	0.00%
42	Food/Meals	1,263	2,272	600	4,069	4,137	600	-	600	-	0.00%
43	Miscellaneous Supplies	2,179	9,317	6,000	4,002	6,311	-	-	-	(6,000)	-100.00%
44	Facility Maintenance Tools	-	590	-	655	655	-	-	-	-	0.00%
45	Fuel	37	107	2,100	-	-	-	-	-	(2,100)	-100.00%
	3. Commodities	$ 7,524	$ 24,922	$ 13,580	$ 14,511	$ 17,334	$ 3,480	$ -	$ 3,480	$ (10,100)	-74.37%
46	Office Furniture (>$5K)	$ -	$ 2,206	$ -	$ -	$ -	$ -	$ -	$ -	$ -	0.00%
47	Building Improvements	-	1,062	-	-	-	-	-	-	-	0.00%
	6. Non-CIP Capital Outlay	$ -	$ 3,268	$ -	$ -	$ -	$ -	$ -	$ -	$ -	0.00%
48	Right-to-Use Lease Assets	$ 16,550	$ 31,424	$ -	$ -	$ -	$ -	$ -	$ -	$ -	0.00%
	7 Other	$ 16,550	$ 31,424	$ -	$ -	$ -	$ -	$ -	$ -	$ -	0.00%
	Total Parks & Recreation Administration	$ 655,396	$ 1,139,933	$ 1,166,296	$ 682,928	$ 1,114,689	$ 597,498	$ -	$ 597,498	$ (568,798)	-48.77%

City of Kyle, Texas
Fund Summary Budget Status Report
GENERAL FUND (1100)

Line No.		Actual 2023-24	Actual 2024-25	Approved Budget 2025-26	Year to Date w/Encumbrance 5/31/2026	Current Year Estimate 2025-26	ICM Proposed Base Budget 2026-27	Supplemental Budget 2026-27	ICM Proposed Budget 2026-27	Proposed $ Increase (Decrease) From FY 2025-26 Approved Budget	Proposed % Increase (Decrease) From FY 2025-26 Approved Budget
EXPENDITURES:											
Line No.	**RECREATION PROGRAMS**										
1	Regular Full Time Wages	$ 317,997	$ 456,742	$ 294,185	$ 216,638	$ 352,968	$ 229,254	$ -	$ 229,254	$ (64,931)	-22.07%
2	Temporary/Seasonal Wages	127,675	165,464	91,600	16,690	175,600	91,600	-	91,600	-	0.00%
3	Overtime Wages	25,413	29,734	10,500	8,872	11,510	12,250	-	12,250	1,750	16.67%
4	GWI/Merit Increase	-	-	10,191	-	-	-	-	-	(10,191)	-100.00%
5	Longevity Pay	2,205	1,905	840	615	615	1,335	-	1,335	495	58.93%
6	Health Insurance Deductible	5,167	8,333	4,000	5,750	5,000	-	-	-	(4,000)	-100.00%
7	FICA/Social Security	35,733	49,335	32,651	18,193	24,710	25,585	-	25,585	(7,066)	-21.64%
8	Workers Compensation	-	-	1	-	-	-	-	-	(1)	-100.00%
9	State Unemployment Taxes	2,371	1,665	1,659	1,297	1,132	1,542	-	1,542	(117)	-7.05%
10	Retirement - TMRS	45,611	69,340	49,579	33,219	46,032	36,499	-	36,499	(13,080)	-26.38%
11	Health Insurance	53,038	74,808	65,608	34,821	52,226	51,591	-	51,591	(14,017)	-21.36%
12	Dental Insurance	2,079	3,179	2,673	1,409	2,122	1,992	-	1,992	(681)	-25.48%
13	Life Insurance	2,217	1,490	2,098	513	774	1,637	-	1,637	(461)	-21.97%
14	ST/LT Disability Insurance	2,035	1,963	1,805	864	1,298	1,407	-	1,407	(398)	-22.05%
15	Vision Insurance	440	620	471	270	406	336	-	336	(135)	-28.66%
16	AD&D	216	250	210	30	60	164	-	164	(46)	-21.90%
17	Personnel Vacancy Savings	-	-	(22,101)	-	-	-	-	-	22,101	-100.00%
	1. Personnel	$ 622,195	$ 864,828	$ 545,970	$ 339,181	$ 674,453	$ 455,192	$ -	$ 455,192	$ (90,778)	-16.63%
18	Travel - Training & Conferences	$ 11,046	$ 7,978	$ 10,688	$ 1,098	$ 1,098	$ 1,098	$ -	$ 1,098	$ (9,590)	-89.73%
19	Memberships and Dues	1,994	3,697	1,500	970	1,018	1,000	-	1,000	(500)	-33.33%
20	Subscription and Books	88	424	-	-	-	-	-	-	-	0.00%
21	Light & Power	-	-	-	-	250	-	-	-	-	0.00%
22	Lease Payments - Motor Vehicles	-	-	14,400	-	2,383	-	-	-	(14,400)	-100.00%
23	Lease Payments - Building	-	-	97,900	-	-	-	-	-	(97,900)	-100.00%
24	Motor Vehicle Repair/Maint	8	119	-	-	115	-	-	-	-	0.00%
25	Office Equipment Rental	2,896	1,277	1,800	74	74	-	-	-	(1,800)	-100.00%
26	Rental - Storage	-	534	-	-	-	-	-	-	-	0.00%
27	Credit Card Fees	77	23,436	7,000	15,049	15,049	7,000	-	7,000	-	0.00%
28	Instructor Programs	2,770	880	-	320	320	-	-	-	-	0.00%
29	Red Cross Classes	-	407	2,000	126	126	500	-	500	(1,500)	-75.00%
30	Recreation Classes	1,230	2,418	-	-	-	-	-	-	-	0.00%
31	Kyle Camps	94,122	161,936	150,000	79,146	110,405	120,000	-	120,000	(30,000)	-20.00%
32	Athletic Expenses	51,263	68,558	148,000	116,285	127,831	114,800	-	114,800	(33,200)	-22.43%
33	Outside Printing	102	456	-	-	-	-	-	-	-	0.00%
34	Advertising	335	-	3,400	5,583	3,144	3,400	-	3,400	-	0.00%
35	Other Contract Services	-	45	750	-	-	-	-	-	(750)	-100.00%
36	IT Software/System Fees	7,480	-	-	-	-	-	-	-	-	0.00%
	2. Contractual Services	$ 173,412	$ 272,164	$ 437,438	$ 218,651	$ 261,813	$ 247,798	$ -	$ 247,798	$ (189,640)	-43.35%
37	Uniforms (Buy)	$ 1,908	$ 5,136	$ 4,500	$ 1,633	$ 1,633	$ 1,000	$ -	$ 1,000	$ (3,500)	-77.78%
38	General Office Supplies	2,929	3,648	3,200	37	118	1,000	-	1,000	(2,200)	-68.75%
39	City Sponsored Event Supplies	30,082	40,771	12,000	12,335	11,459	6,000	-	6,000	(6,000)	-50.00%
40	4th of July Celebration	48,526	98,711	-	26,672	26,672	-	-	-	-	0.00%
41	Market Days Expense	150	-	-	-	-	-	-	-	-	0.00%
42	Movies in the Park/Festivals	6,651	8,100	-	-	-	-	-	-	-	0.00%
43	Outdoor Programs	853	1,147	3,000	-	659	2,000	-	2,000	(1,000)	-33.33%
44	Easter Carnival	12,877	20,195	-	-	-	-	-	-	-	0.00%
45	Santa/Christmas Expenses	23,832	27,863	-	-	-	-	-	-	-	0.00%
46	Recreation Program Expense	7,824	41,385	56,500	4,801	6,399	5,000	-	5,000	(51,500)	-91.15%
47	Polar Bear Expenses	1,934	2,261	-	-	-	-	-	-	-	0.00%
48	Food/Meals	527	1,850	1,500	635	635	635	-	635	(865)	-57.67%
49	Miscellaneous Supplies	787	2,090	3,000	394	584	1,800	-	1,800	(1,200)	-40.00%
50	Computer Hardware	5,377	-	-	-	-	-	-	-	-	0.00%
51	Fuel	2,140	2,439	-	1,707	2,775	-	-	-	-	0.00%
	3. Commodities	$ 146,395	$ 255,596	$ 83,700	$ 48,215	$ 50,934	$ 17,435	$ -	$ 17,435	$ (66,265)	-79.17%
	Total Recreation Programs	$ 942,002	$ 1,392,587	$ 1,067,107	$ 606,047	$ 987,200	$ 720,425	$ -	$ 720,425	$ (346,683)	-32.49%

City of Kyle, Texas
Fund Summary Budget Status Report
GENERAL FUND (1100)

Line No.	EXPENDITURES: AQUATIC PROGRAM	Actual 2023-24	Actual 2024-25	Approved Budget 2025-26	Year to Date w/Encumbrance 5/31/2026	Current Year Estimate 2025-26	ICM Proposed Base Budget 2026-27	Supplemental Budget 2026-27	ICM Proposed Budget 2026-27	Proposed $ Increase (Decrease) From FY 2025-26 Approved Budget	Proposed % Increase (Decrease) From FY 2025-26 Approved Budget
1	Regular Full Time Wages	$ 26,520	$ 47,218	$ 110,708	$ 23,577	$ 23,577	$ 80,797	$ -	$ 80,797	$ (29,911)	-27.02%
2	Temporary/Seasonal Wages	157,461	174,770	169,639	14,944	169,639	169,700	-	169,700	61	0.04%
3	Overtime Wages	6,972	1,384	2,550	478	956	650	-	650	(1,900)	-74.51%
4	GWI/Merit Increase	-	-	3,835	-	-	-	-	-	(3,835)	-100.00%
5	Longevity Pay	-	-	-	300	300	-	-	-	-	0.00%
6	Health Insurance Deductible	833	1,000	2,000	1,000	1,000	-	-	-	(2,000)	-100.00%
7	FICA/Social Security	14,418	16,789	24,361	2,859	3,432	19,213	-	19,213	(5,148)	-21.13%
8	State Unemployment Taxes	2,124	1,148	2,846	455	126	2,323	-	2,323	(523)	-18.38%
9	Retirement - TMRS	4,039	6,896	17,385	3,561	7,122	12,241	-	12,241	(5,144)	-29.59%
10	Health Insurance	13,427	19,468	32,804	9,320	18,640	17,197	-	17,197	(15,607)	-47.58%
11	Dental Insurance	407	578	1,336	286	572	664	-	664	(672)	-50.30%
12	Life Insurance	235	161	792	48	96	576	-	576	(216)	-27.27%
13	ST/LT Disability Insurance	198	212	679	89	178	496	-	496	(183)	-26.95%
14	Vision Insurance	81	104	235	48	96	112	-	112	(123)	-52.34%
15	AD&D	23	27	79	5	10	58	-	58	(21)	-26.58%
16	Personnel Vacancy Savings	-	-	(9,263)	-	-	-	-	-	9,263	-100.00%
	1. Personnel	$ 226,738	$ 269,756	$ 359,986	$ 56,971	$ 225,744	$ 304,027	$ -	$ 304,027	$ (55,959)	-15.54%
17	Travel - Training & Conferences	$ -	$ 1,906	$ 39	$ -	$ -	$ -	$ -	$ -	$ (39)	-100.00%
18	Memberships and Dues	-	399	500	193	193	293	-	293	(207)	-41.40%
19	Electrical and Maintenance Repairs	168	1,190	10,500	7,619	8,153	10,500	-	10,500	-	0.00%
20	Pump Maint Repair	582	874	-	-	-	-	-	-	-	0.00%
21	Other Equip Maint/Repair	1,128	9,304	-	14	14	-	-	-	-	0.00%
22	Swim Lessons	840	530	3,320	-	200	2,442	-	2,442	(878)	-26.45%
23	Red Cross Classes	598	1,524	1,500	906	906	1,500	-	1,500	-	0.00%
24	Swim Team	2,992	2,265	3,500	-	277	2,000	-	2,000	(1,500)	-42.86%
25	Advertising	-	309	1,105	-	-	1,105	-	1,105	-	0.00%
26	Other Contract Services	1,367	1,147	4,000	20,000	2,522	2,000	-	2,000	(2,000)	-50.00%
	2. Contractual Services	$ 7,674	$ 19,448	$ 24,464	$ 28,733	$ 12,265	$ 19,840	$ -	$ 19,840	$ (4,624)	-18.90%
27	Uniforms (Buy)	$ 1,730	$ 6,117	$ 6,300	$ 668	$ 5,524	$ 600	$ -	$ 600	$ (5,700)	-90.48%
28	General Office Supplies	45	1,012	2,400	109	180	100	-	100	(2,300)	-95.83%
29	Cleaning Supplies	1,460	707	1,250	55	55	750	-	750	(500)	-40.00%
30	City Sponsored Event Supplies	985	473	4,260	314	414	500	-	500	(3,760)	-88.26%
31	Chemicals	14,240	6,268	-	885	885	-	-	-	-	0.00%
32	Aquatic Chemicals	-	-	40,000	27,277	12,196	20,000	-	20,000	(20,000)	-50.00%
33	Food/Meals	-	-	375	-	-	250	-	250	(125)	-33.33%
34	Miscellaneous Supplies	119	544	-	55	55	-	-	-	-	0.00%
35	Aquatic Equipment and Misc. Supplies	-	2,990	6,000	1,826	4,097	2,000	-	2,000	(4,000)	-66.67%
36	Other Operational Equipment	3,872	7,041	7,000	15,492	9,991	7,000	-	7,000	-	0.00%
	3. Commodities	$ 22,453	$ 25,153	$ 67,585	$ 46,681	$ 33,397	$ 31,200	$ -	$ 31,200	$ (36,385)	-53.84%
	Total Aquatic Programs	$ 256,865	$ 314,356	$ 452,035	$ 132,386	$ 271,406	$ 355,067	$ -	$ 355,067	$ (96,968)	-21.45%

City of Kyle, Texas
Fund Summary Budget Status Report
GENERAL FUND (1100)

Line No.		Actual 2023-24	Actual 2024-25	Approved Budget 2025-26	Year to Date w/Encumbrance 5/31/2026	Current Year Estimate 2025-26	ICM Proposed Base Budget 2026-27	Supplemental Budget 2026-27	ICM Proposed Budget 2026-27	Proposed $ Increase (Decrease) From FY 2025-26 Approved Budget	Proposed % Increase (Decrease) From FY 2025-26 Approved Budget
EXPENDITURES:											
Line No.	**PARKS MAINTENANCE & OPERATIONS**										
1	Regular Full Time Wages	$ 1,159,558	$ 1,826,817	$ 945,544	$ 700,417	$ 990,710	$ 888,843	$ -	$ 888,843	$ (56,701)	-6.00%
2	Temporary/Seasonal Wages	-	198	21,838	4,843	4,843	-	-	-	(21,838)	-100.00%
3	Overtime Wages	105,264	98,105	19,045	27,949	38,466	37,500	-	37,500	18,455	96.90%
4	On-Call Pay	-	1,342	-	3,258	2,358	-	-	-	-	0.00%
5	Leave Buy Back Program	-	22,495	-	25,711	25,711	-	-	-	-	0.00%
6	GWI/Merit Increase	-	-	32,755	-	-	-	-	-	(32,755)	-100.00%
7	Longevity Pay	15,360	13,170	15,270	14,835	14,835	13,035	-	13,035	(2,235)	-14.64%
8	Health Insurance Deductible	25,333	37,000	17,000	18,833	18,000	-	-	-	(17,000)	-100.00%
9	FICA/Social Security	96,536	147,880	83,520	57,751	88,738	71,862	-	71,862	(11,658)	-13.96%
10	State Unemployment Taxes	3,008	2,237	1,989	3,203	2,286	1,872	-	1,872	(117)	-5.88%
11	Retirement - TMRS	169,977	278,911	158,243	113,112	173,062	141,189	-	141,189	(17,054)	-10.78%
12	Health Insurance	253,517	388,559	221,784	151,624	237,278	275,151	-	275,151	53,367	24.06%
13	Dental Insurance	10,321	16,684	11,359	5,916	9,258	10,622	-	10,622	(737)	-6.49%
14	Life Insurance	7,179	5,877	6,758	1,507	2,394	6,358	-	6,358	(400)	-5.92%
15	ST/LT Disability Insurance	6,836	8,153	5,802	2,706	4,248	5,456	-	5,456	(346)	-5.96%
16	Vision Insurance	2,154	3,322	2,002	1,123	1,768	1,794	-	1,794	(208)	-10.39%
17	AD&D	742	1,045	676	111	222	636	-	636	(40)	-5.92%
18	Personnel Vacancy Savings	-	-	(70,455)	-	-	-	-	-	70,455	-100.00%
	1. Personnel	$ 1,855,784	$ 2,851,795	$ 1,473,131	$ 1,132,899	$ 1,614,177	$ 1,454,318	$ -	$ 1,454,318	$ (18,813)	-1.28%
19	Travel - Training & Conferences	$ 6,927	$ 7,237	$ 8,550	$ 4,729	$ 4,729	$ 5,350	$ -	$ 5,350	$ (3,200)	-37.43%
20	Travel - Tolls & Parking	-	77	-	-	-	-				
21	Memberships and Dues	517	294	-	-	-	-	-	-	-	0.00%
22	Subscription and Books	-	50	-	1,593	1,593	-	-	-	-	0.00%
23	Light & Power	39,073	70,623	17,000	36,430	65,115	17,000	-	17,000	-	0.00%
24	Water/Sewer/Trash	-	720,656	-	170	170	-	-	-	-	0.00%
25	Non-City - Water/Sewer/Trash	22,448	21,772	13,000	25,882	37,126	13,000	-	13,000	-	0.00%
26	Electrical Repairs	8,468	18,502	18,500	5,438	5,446	8,500	-	8,500	(10,000)	-54.05%
27	Plumbing Repairs	685	11,696	13,500	12,871	13,500	13,500	-	13,500	-	0.00%
28	Concrete Masonry	142	-	-	-	-	-	-	-	-	0.00%
29	Grounds Maintenance/Repair	22,816	23,094	27,862	19,504	23,283	25,862	-	25,862	(2,000)	-7.18%
30	Misc Facility Repairs/Maint	1,733	989	-	-	-	-	-	-	-	0.00%
31	Trucks/Heavy Equip Rental	-	1,835	-	-	-	-	-	-	-	0.00%
32	Assets, Maintenance, and Equipment	-	-	81,839	72,893	75,465	75,178	-	75,178	(6,661)	-8.14%
33	Lease Payments - Motor Vehicles	73,852	119,644	55,920	119,403	171,912	55,920	-	55,920	-	0.00%
34	Motor Vehicle Repair/Maint	4,981	6,975	-	3,664	4,857	-	-	-	-	0.00%
35	Trailers/Light Vehicles M & R	8,800	5,862	-	-	-	-	-	-	-	0.00%
36	Truck/Heavy Equipment Repair	23,787	20,131	-	-	-	-	-	-	-	0.00%
37	Extended Warranty	-	-	-	10,000	10,000	-	-	-	-	0.00%
38	Machine Tools Maint/Repair	1,800	325	-	-	-	-	-	-	-	0.00%
39	Other Equip Maint/Repair	15,732	6,372	-	-	-	-	-	-	-	0.00%
40	Rental - Storage	270	-	-	-	-	-	-	-	-	0.00%
41	Customer Claims & Reimbursement	4,845	-	-	-	-	-	-	-	-	0.00%
42	Landscaping/Groundskeeping	55,065	15,017	-	-	-	-	-	-	-	0.00%
	2. Contractual Services	$ 291,940	$ 1,051,153	$ 236,171	$ 312,575	$ 413,196	$ 214,310	$ -	$ 214,310	$ (21,861)	-9.26%
43	Uniforms (Buy)	$ 11,625	$ 16,446	$ 9,801	$ 9,007	$ 9,515	$ 3,500	$ -	$ 3,500	$ (6,301)	-64.29%
44	General Office Supplies	1,111	2,739	1,200	61	88	100	-	100	(1,100)	-91.67%
45	Cleaning Supplies	11,553	13,814	18,780	3,130	4,941	5,000	-	5,000	(13,780)	-73.38%
46	Cleaning - Paper Products	1,526	-	-	-	-	-	-	-	-	0.00%
47	Safety Signs and Barricades	1,909	11	-	-	-	-	-	-	-	0.00%
48	Parks Rules Signage	-	13,014	-	22	22	-	-	-	-	0.00%
49	Signs, Parking Lot Repairs, Supplies	-	-	10,000	715	444	4,000	-	4,000		
50	Striping/Street Signs/Lt Poles	304	1,903	-	-	-	-	-	-	-	0.00%
51	Building Materials	323	-	-	-	-	-	-	-	-	0.00%
52	Sand and Gravel	8,266	7,220	16,000	14,958	5,000	16,000	-	16,000	-	0.00%
53	Electrical/Plumbing Supplies	17,838	2,632	-	313	391	-	-	-	-	0.00%
54	Miscellaneous Hardware	470	1,621	-	-	-	-	-	-	-	0.00%
55	City Sponsored Event Supplies	9,832	5,894	-	-	-	-	-	-	-	0.00%
56	Medical Supplies	57	-	337	-	-	337	-	337	-	0.00%
57	Chemicals	1,807	5,803	-	-	-	-	-	-	-	0.00%
58	Pesticides	6,605	821	-	747	747	-	-	-	-	0.00%

City of Kyle, Texas
Fund Summary Budget Status Report
GENERAL FUND (1100)

		Actual 2023-24	Actual 2024-25	Approved Budget 2025-26	Year to Date w/Encumbrance 5/31/2026	Current Year Estimate 2025-26	ICM Proposed Base Budget 2026-27	Supplemental Budget 2026-27	ICM Proposed Budget 2026-27	Proposed $ Increase (Decrease) From FY 2025-26 Approved Budget	Proposed % Increase (Decrease) From FY 2025-26 Approved Budget
59	Botanical/Landscape	5,957	2,265	-	-	-	-	-	-	-	0.00%
60	Minor Tools/Instruments	-	28	-	-	-	-	-	-	-	0.00%
61	Training Supplies	225	2,086	-	-	-	-	-	-	-	0.00%
62	Miscellaneous Occasions Supplies	-	769	-	-	-	-	-	-	-	0.00%
63	Food/Meals	3,026	2,064	1,500	1,708	1,802	600	-	600	(900)	-59.99%
64	Miscellaneous Supplies	-	1,752	-	1,432	1,439	-	-	-	-	0.00%
65	Office Furniture (<$5K)	-	81	-	-	-	-	-	-	-	0.00%
66	Communication Equipment	704	75	2,500	-	-	-	-	-	(2,500)	-100.00%
67	Computer Hardware	7,974	(27)	-	-	-	-	-	-	-	0.00%
68	Grounds Keeping Equipment	5,069	4,202	-	29	29	-	-	-	-	0.00%
69	Facility Maintenance Tools	-	988	-	779	779	-	-	-	-	0.00%
70	Other Field Equipment	18,954	9,749	-	-	-	-	-	-	-	0.00%
71	Other Operational Equipment	1,283	264	-	-	507	-	-	-	-	0.00%
72	Fuel	75,986	47,051	40,000	15,437	25,000	25,000	-	25,000	(15,000)	-37.50%
	3. Commodities	$ 192,403	$ 143,266	$ 100,117	$ 48,337	$ 50,704	$ 54,537	$ -	$ 54,537	$ (45,581)	-45.53%
73	Park Improvements - Waterleaf	-	-	-	15,487	15,487	-	-	-	-	0.00%
74	Park Improvements - Steeplechase	-	-	-	15,487	15,487	-	-	-	-	0.00%
	6. Non-CIP Capital Outlay	$ -	$ -	$ -	$ 30,974	$ 30,974	$ -	$ -	$ -	$ -	0.00%
75	Right-to-Use Lease Assets	$ 82,669	$ 156,964	$ -	$ -	$ -	$ -	$ -	$ -	$ -	0.00%
	7 Principal on Right-to-Use Leases	$ 82,669	$ 156,964	$ -	$ -	$ -	$ -	$ -	$ -	$ -	0.00%
	Total Parks Maintenance & Operations	$ 2,422,797	$ 4,203,178	$ 1,809,419	$ 1,524,786	$ 2,109,051	$ 1,723,165	$ -	$ 1,723,165	$ (86,255)	-4.77%

EXPENDITURES:

Line No.	**PARKS TRAILS**										
1	Regular Full Time Wages	$ -	$ 395,943	$ 210,772	$ 75,932	$ 126,851	$ 231,787	$ -	$ 231,787	$ 21,015	9.97%
2	Overtime Wages	-	5,114	-	-	-	-	-	-	-	0.00%
3	GWI/Merit Increase	-	-	7,761	-	-	-	-	-	(7,761)	-100.00%
4	Longevity Pay	-	990	3,015	1,170	1,170	3,735	-	3,735	720	23.88%
5	Health Insurance Deductible	-	6,750	4,000	1,000	1,000	-	-	-	(4,000)	-100.00%
6	FICA/Social Security	-	29,981	19,029	5,714	7,956	18,017	-	18,017	(1,012)	-5.32%
7	State Unemployment Taxes	-	657	468	199	146	468	-	468	-	0.00%
8	Retirement - TMRS	-	57,429	36,789	11,327	15,754	35,399	-	35,399	(1,390)	-3.78%
9	Health Insurance	-	87,917	59,076	13,507	20,024	68,788	-	68,788	9,712	16.44%
10	Dental Insurance	-	3,332	2,673	500	730	2,656	-	2,656	(17)	-0.64%
11	Life Insurance	-	1,197	1,601	175	258	1,656	-	1,656	55	3.44%
12	ST/LT Disability Insurance	-	1,703	1,375	296	436	1,423	-	1,423	48	3.49%
13	Vision Insurance	-	552	471	94	138	449	-	449	(22)	-4.67%
14	AD&D	-	218	160	9	18	166	-	166	6	3.75%
15	Personnel Vacancy Savings	-	-	(16,946)	-	-	-	-	-	16,946	-100.00%
	1. Personnel	$ -	$ 591,786	$ 330,244	$ 109,923	$ 174,481	$ 364,544	$ -	$ 364,544	$ 34,300	10.39%
16	Travel - Training & Conferences	$ -	$ 3,663	$ 9,926	$ 2,081	$ 2,264	$ 1,500	$ -	$ 1,500	$ (8,426)	-84.89%
17	Memberships and Dues	-	1,421	-	-	-	-	-	-	-	0.00%
18	Subscription and Books	-	1,455	600	402	402	200	-	200	(400)	-66.67%
19	Electrical Repairs	-	220	-	-	-	-	-	-	-	0.00%
20	Misc Facility Repairs/Maint	-	416	-	-	-	-	-	-	-	0.00%
21	Assets, Maintenance, and Equipment	-	-	12,000	10,781	10,781	12,000	-	12,000	-	0.00%
22	Lease Payments - Motor Vehicles	-	11,156	52,800	8,957	15,940	12,800	-	12,800	(40,000)	-75.76%
23	Motor Vehicle Repair/Maint	-	2,386	-	4,276	4,276	-	-	-	-	0.00%
24	Trailers/Light Vehicles M & R	-	675	-	-	-	-	-	-	-	0.00%
25	Truck/Heavy Equipment Repair	-	422	-	-	-	-	-	-	-	0.00%
26	Body Shop Repairs	-	1	-	-	-	-	-	-	-	0.00%
27	Other Equip Maint/Repair	-	4,956	-	-	-	-	-	-	-	0.00%
28	Landscaping/Groundskeeping	-	47,509	9,000	9,016	16	-	-	-	(9,000)	-100.00%
	2. Contractual Services	$ -	$ 74,280	$ 84,326	$ 35,512	$ 33,679	$ 26,500	$ -	$ 26,500	$ (57,826)	-68.57%

City of Kyle, Texas
Fund Summary Budget Status Report
GENERAL FUND (1100)

		Actual 2023-24	Actual 2024-25	Approved Budget 2025-26	Year to Date w/Encumbrance 5/31/2026	Current Year Estimate 2025-26	ICM Proposed Base Budget 2026-27	Supplemental Budget 2026-27	ICM Proposed Budget 2026-27	Proposed $ Increase (Decrease) From FY 2025-26 Approved Budget	Proposed % Increase (Decrease) From FY 2025-26 Approved Budget
29	Uniforms (Buy)	$ -	$ 8,262	$ 4,699	$ 4,126	$ 4,166	$ 800	$ -	$ 800	$ (3,899)	-82.97%
30	Office and Cleaning Supplies	-	5,101	2,334	2,253	2,474	500	-	500	(1,834)	-78.58%
31	Cleaning Supplies	-	143	-	-	-	-	-	-	-	0.00%
32	Cleaning - Paper Products	-	530	-	-	-	-	-	-	-	0.00%
33	Safety Signs and Barricades	-	2,590	-	-	-	-	-	-	-	0.00%
34	Building Materials	-	1,001	-	-	-	-	-	-	-	0.00%
35	Construction/Maintenance Materials	-	-	38,613	6,474	10,261	12,613	-	12,613	(26,000)	-67.33%
36	Sand and Gravel	-	6,433	-	-	-	-	-	-	-	0.00%
37	Electrical/Plumbing Supplies	-	2,982	-	-	-	-	-	-	-	0.00%
38	Miscellaneous Hardware	-	32	-	316	316	-	-	-	-	0.00%
39	City Sponsored Event Supplies	-	221	8,800	2,814	3,682	3,000	-	3,000	(5,800)	-65.91%
40	Medical Supplies	-	122	-	-	-	-	-	-	-	0.00%
41	Chemicals	-	2,553	-	199	199	-	-	-	-	0.00%
42	Pesticides	-	2,445	-	-	-	-	-	-	-	0.00%
43	Botanical/Landscape	-	4,095	28,900	575	1,196	5,000	-	5,000	(23,900)	-82.70%
44	Minor Tools/Instruments	-	568	-	592	592	-	-	-	-	0.00%
45	Miscellaneous Occasions Supplies	-	195	700	534	557	-	-	-	(700)	-100.00%
46	Food/Meals	-	135	-	-	-	-	-	-	-	0.00%
47	Miscellaneous Supplies	-	-	-	270	270	-	-	-	-	0.00%
48	Communication Equipment	-	1,204	2,000	-	-	-	-	-	(2,000)	-100.00%
49	Grounds Keeping Equipment	-	1,071	-	-	-	-	-	-	-	0.00%
50	Facility Maintenance Tools	-	83	-	-	-	-	-	-	-	0.00%
51	Other Field Equipment	-	35,725	-	-	-	-	-	-	-	0.00%
52	Other Operational Equipment	-	4,529	1,000	-	185	-	-	-	(1,000)	-100.00%
53	Fuel	-	9,004	8,500	3,538	6,500	7,500	-	7,500	(1,000)	-11.76%
	3. Commodities	$ -	$ 89,023	$ 95,546	$ 21,692	$ 30,398	$ 29,413	$ -	$ 29,413	$ (66,133)	-69.22%
54	Other Equipment	$ -	$ 46,685	$ -	$ -	$ -	$ -	$ -	$ -	$ -	0.00%
	6. Non-CIP Capital Outlay	$ -	$ 46,685	$ -	$ -	$ -	$ -	$ -	$ -	$ -	0.00%
	Total Parks Trails	$ -	$ 801,774	$ 510,116	$ 167,128	$ 238,558	$ 420,457	$ -	$ 420,457	$ (89,659)	-17.58%

EXPENDITURES:

Line No.	**PARKS CONSERVATION**										
1	Regular Full Time Wages	$ -	$ 5,141	$ 448,135	$ 390,818	$ 587,561	$ 504,918	$ -	$ 504,918	$ 56,783	12.67%
2	Overtime Wages	-	221	25,925	8,171	11,500	12,000	-	12,000	(13,925)	-53.71%
3	GWI/Merit Increase	-	-	15,524	-	-	-	-	-	(15,524)	-100.00%
4	Longevity Pay	-	-	3,015	3,525	3,525	3,195	-	3,195	180	5.97%
5	Health Insurance Deductible	-	-	7,000	11,000	11,000	-	-	-	(7,000)	-100.00%
6	FICA/Social Security	-	403	38,034	30,088	46,966	39,789	-	39,789	1,755	4.61%
7	State Unemployment Taxes	-	2	819	1,859	1,406	936	-	936	117	14.29%
8	Retirement - TMRS	-	774	73,532	58,971	91,832	78,173	-	78,173	4,641	6.31%
9	Health Insurance	-	1,171	108,802	85,722	136,682	137,576	-	137,576	28,774	26.45%
10	Dental Insurance	-	51	4,677	3,445	5,548	5,311	-	5,311	634	13.56%
11	Life Insurance	-	13	3,163	826	1,350	3,547	-	3,547	384	12.14%
12	ST/LT Disability Insurance	-	22	2,750	1,500	2,420	3,099	-	3,099	349	12.69%
13	Vision Insurance	-	9	824	634	1,016	897	-	897	73	8.86%
14	AD&D	-	3	316	65	130	355	-	355	39	12.34%
15	Personnel Vacancy Savings	-	-	(33,425)	-	-	-	-	-	33,425	-100.00%
	1. Personnel	$ -	$ 7,808	$ 699,091	$ 596,624	$ 900,936	$ 789,796	$ -	$ 789,796	$ 90,705	12.97%
16	Travel - Training & Conferences	$ -	$ -	$ 1,845	$ 5,521	$ 6,506	$ 1,845	$ -	$ 1,845	$ -	0.00%
17	Subscription and Books	-	-	1,500	784	866	1,500	-	1,500	-	0.00%
18	Assets, Maintenance, and Equipment	-	-	14,000	5,344	5,626	11,730	-	11,730	(2,270)	-16.21%
19	Motor Vehicle Repair/Maint	-	-	10,000	3,021	3,506	6,715	-	6,715	(3,285)	-32.85%
20	Landscaping/Groundskeeping	-	-	38,177	42,561	23,662	12,912	-	12,912	(25,265)	-66.18%
21	Wildlife Management	-	-	38,800	30,000	4,000	4,000	-	4,000	(34,800)	-89.69%
	2. Contractual Services	$ -	$ -	$ 104,322	$ 87,230	$ 44,166	$ 38,702	$ -	$ 38,702	$ (65,620)	-62.90%

City of Kyle, Texas
Fund Summary Budget Status Report
GENERAL FUND (1100)

		Actual 2023-24	Actual 2024-25	Approved Budget 2025-26	Year to Date w/Encumbrance 5/31/2026	Current Year Estimate 2025-26	ICM Proposed Base Budget 2026-27	Supplemental Budget 2026-27	ICM Proposed Budget 2026-27	Proposed $ Increase (Decrease) From FY 2025-26 Approved Budget	Proposed % Increase (Decrease) From FY 2025-26 Approved Budget
22	Uniforms (Buy)	$ -	$ -	$ 1,556	$ 3,205	$ 3,231	$ 1,556	$ -	$ 1,556	$ -	0.00%
23	Office and Cleaning Supplies	-	-	-	18	18	-	-	-	-	0.00%
24	Bulk Materials	-	-	22,677	2,239	5,401	6,177	-	6,177	(16,500)	-72.76%
25	Pesticides	-	-	8,300	32,998	7,802	4,300	-	4,300	(4,000)	-48.19%
26	Botanical/Landscape	-	-	94,167	10,925	1,727	11,000	-	11,000	(83,167)	-88.32%
27	Communication Equipment	-	-	1,000	-	-	-	-	-	(1,000)	-100.00%
28	Other Field Equipment	-	-	-	188	188	-	-	-	-	0.00%
29	Other Operational Equipment	-	-	6,069	1,864	3,054	2,000	-	2,000	(4,069)	-67.05%
30	Fuel	-	-	6,000	2,865	5,500	6,000	-	6,000	-	0.00%
	3. Commodities	$ -	$ -	$ 139,769	$ 54,302	$ 26,921	$ 31,033	$ -	$ 31,033	$ (108,736)	-77.80%
	Total Parks Conservation	$ -	$ 7,808	$ 943,182	$ 738,157	$ 972,023	$ 859,531	$ -	$ 859,531	$ (83,651)	-8.87%

EXPENDITURES:

Line No.	**SPECIAL EVENTS**										
1	Regular Full Time Wages	$ 82,595	$ 86,743	$ 239,057	$ 185,375	$ 287,013	$ 336,078	$ -	$ 336,078	$ 97,022	40.59%
2	Overtime Wages	-	187	14,500	5,687	8,845	7,600	-	7,600	(6,900)	-47.59%
3	Leave Buy Back Program	-	1,595	-	-	-	-	-	-	-	0.00%
4	GWI/Merit Increase	-	-	6,965	-	-	-	-	-	(6,965)	-100.00%
5	Longevity Pay	195	375	1,210	1,560	1,560	2,250	-	2,250	1,040	85.95%
6	Health Insurance Deductible	1,000	1,070	3,500	4,263	4,263	-	-	-	(3,500)	-100.00%
7	FICA/Social Security	6,364	6,838	20,444	14,727	22,488	26,464	-	26,464	6,021	29.45%
8	State Unemployment Taxes	117	68	410	742	620	585	-	585	176	42.86%
9	Retirement - TMRS	10,993	12,604	39,524	28,235	42,990	51,993	-	51,993	12,469	31.55%
10	Health Insurance	8,988	8,556	38,202	24,908	39,600	85,985	-	85,985	47,783	125.08%
11	Dental Insurance	371	372	2,339	1,201	1,932	3,319	-	3,319	980	41.90%
12	Life Insurance	519	263	1,709	413	664	2,400	-	2,400	692	40.47%
13	ST/LT Disability Insurance	489	340	1,470	712	1,470	2,063	-	2,063	594	40.39%
14	Vision Insurance	92	87	412	242	412	561	-	561	149	36.17%
15	AD&D	52	43	172	31	172	240	-	240	69	39.94%
16	Personnel Vacancy Savings	-	-	(14,190)	-	-	-	-	-	14,190	-100.00%
	1. Personnel	$ 111,777	$ 119,142	$ 355,721	$ 268,095	$ 412,029	$ 519,538	$ -	$ 519,538	$ 163,817	46.05%
17	Travel - Training & Conferences	$ 4,838	$ 1,531	$ 2,125	$ 2,582	$ 2,582	$ 2,125	$ -	$ 2,125	$ -	0.00%
18	Memberships and Dues	660	3,183	6,000	1,636	3,690	1,200	-	1,200	(4,800)	-80.00%
19	Subscription and Books	-	-	-	165	165	-	-	-	-	0.00%
20	Cell Phones/Pagers	-	-	859	-	-	-	-	-	(859)	-100.00%
21	Rental - Storage	3,399	3,764	4,290	1,764	3,136	3,200	-	3,200	(1,090)	-25.41%
22	Credit Card Fees	990	-	2,000	-		-	-	-	(2,000)	-100.00%
23	Outside Printing	900	1,181	-	-	-	-	-	-	-	0.00%
24	Advertising	36,776	59,921	53,200	6,799	8,829	8,000	-	8,000	(45,200)	-84.96%
	2. Contractual Services	$ 47,563	$ 69,579	$ 68,474	$ 12,947	$ 18,402	$ 14,525	$ -	$ 14,525	$ (53,949)	-78.79%
25	Uniforms (Buy)	$ -	$ 1,213	$ 3,764	$ 1,113	$ 1,113	$ 600	$ -	$ 600	$ (3,164)	-84.06%
26	General Office Supplies	-	437	2,803	325	953	500	-	500	(2,303)	-82.16%
27	Postage	-	94	-	-	-	-	-	-	-	0.00%
28	Awards, Plaques & Recognition Supplies	-	-	-	725	725	-	-	-	-	0.00%
29	ShopKyle	909	-	-	-	-	-	-	-	-	0.00%
30	City Sponsored Event Supplies	-	1,875	36,000	25,543	24,563	25,000	-	25,000	(11,000)	-30.56%
31	TexTravaganza	418,037	310,364	314,000	342,121	399,779	250,000	-	250,000	(64,000)	-20.38%
32	Market Days	-	164,172	125,000	112,526	74,636	24,562	-	24,562	(100,438)	-80.35%
33	4th of July Celebration	-	(115)	150,000	57,497	57,308	63,500	-	63,500	(86,500)	-57.67%
34	Movies in the Park/Festivals	-	-	16,000	10,672	10,642	10,700	-	10,700	(5,300)	-33.13%
35	Kyle Field Day	-	-	-	3,952	3,952	-	-	-	-	0.00%
36	Special Events	9,973	14,150	45,000	14,227	11,587	-	-	-	(45,000)	-100.00%
37	Easter Carnival	-	-	30,000	18,472	16,738	23,200	-	23,200	(6,800)	-22.67%
38	Santa/Christmas Expenses	-	-	41,100	34,624	31,137	16,100	-	16,100	(25,000)	-60.83%
39	City Fest	-	1,602	40,000	62,914	62,782	-	-	-	(40,000)	-100.00%
40	Grinch	-	-	35,000	37,849	31,924	32,000	-	32,000	(3,000)	-8.57%
41	Kyle Pie in the Sky	8,315	-	-	-	-	-	-	-	-	0.00%
42	Food/Meals	2,446	8,912	5,250	-	350	-	-	-	(5,250)	-100.00%
43	Miscellaneous Supplies	2,811	3,715	3,500	628	1,383	-	-	-	(3,500)	-100.00%
	3. Commodities	$ 442,490	$ 506,419	$ 847,417	$ 723,188	$ 729,572	$ 446,162	$ -	$ 446,162	$ (401,255)	-47.35%
	Total Special Events	$ 601,829	$ 695,140	$ 1,271,612	$ 1,004,231	$ 1,160,003	$ 980,225	$ -	$ 980,225	$ (291,387)	-22.91%

City of Kyle, Texas
Fund Summary Budget Status Report
GENERAL FUND (1100)

Line No.		Actual 2023-24	Actual 2024-25	Approved Budget 2025-26	Year to Date w/Encumbrance 5/31/2026	Current Year Estimate 2025-26	ICM Proposed Base Budget 2026-27	Supplemental Budget 2026-27	ICM Proposed Budget 2026-27	Proposed $ Increase (Decrease) From FY 2025-26 Approved Budget	Proposed % Increase (Decrease) From FY 2025-26 Approved Budget
EXPENDITURES:											
Line No.	**DACY LANE**										
1	Regular Full Time Wages	$ -	$ -	$ 44,720	$ 13,449	$ 43,706	$ 87,360	$ -	$ 87,360	$ 42,640	95.35%
2	Regular Part Time Wages	-	-	20,000	-	-	-	-	-	(20,000)	-100.00%
3	Health Insurance Deductible	-	-	500	833	500	-	-	-	(500)	-100.00%
4	FICA/Social Security	-	-	3,421	1,012	3,421	6,683	-	6,683	3,262	95.35%
5	State Unemployment Taxes	-	-	59	171	59	117	-	117	59	100.00%
6	Retirement - TMRS	-	-	7,104	1,988	7,104	13,130	-	13,130	6,027	84.84%
7	Health Insurance	-	-	6,921	1,761	6,921	17,197	-	17,197	10,276	148.48%
8	Dental Insurance	-	-	334	78	334	664	-	664	330	98.80%
9	Life Insurance	-	-	323	37	323	631	-	631	308	95.36%
10	ST/LT Disability Insurance	-	-	278	60	278	542	-	542	265	95.32%
11	Vision Insurance	-	-	59	16	59	112	-	112	53	89.83%
12	AD&D	-	-	33	-	33	63	-	63	31	93.85%
	1. Personnel	$ -	$ -	$ 83,750	$ 19,405	$ 62,738	$ 126,499	$ -	$ 126,499	$ 42,749	51.04%
13	Travel - Training & Conferences	$ -	$ -	$ 5,000	$ -	$ -	$ 1,000	$ -	$ 1,000	$ (4,000)	-80.00%
14	Memberships and Dues	-	-	1,500	-	-	500	-	500	(1,000)	-66.67%
15	Cell Phones/Pagers	-	-	1,400	-	-	-	-	-	(1,400)	-100.00%
16	Office Equipment Rental	-	-	4,500	-	-	4,500	-	4,500	-	0.00%
17	Instructor Programs	-	-	5,000	-	-	5,000	-	5,000	-	0.00%
18	Advertising	-	-	2,500	-	-	2,500	-	2,500	-	0.00%
19	Other Contract Services	-	-	7,000	-	-	3,500	-	3,500	(3,500)	-50.00%
	2. Contractual Services	$ -	$ -	$ 26,900	$ -	$ -	$ 17,000	$ -	$ 17,000	$ (9,900)	-36.80%
20	Uniforms (Buy)	$ -	$ -	$ 1,500	$ -	$ -	$ 500	$ -	$ 500	$ (1,000)	-66.67%
21	General Office Supplies	-	-	5,000	-	-	1,500	-	1,500	(3,500)	-70.00%
22	City Sponsored Event Supplies	-	-	5,000	-	-	3,500	-	3,500	(1,500)	-30.00%
23	Recreation Program Expense	-	-	10,000	-	-	10,000	-	10,000	-	0.00%
24	Food/Meals	-	-	1,500	-	-	1,500	-	1,500	-	0.00%
25	Miscellaneous Supplies	-	-	2,500	-	-	-	-	-	(2,500)	-100.00%
	3. Commodities	$ -	$ -	$ 25,500	$ -	$ -	$ 17,000	$ -	$ 17,000	$ (8,500)	-33.33%
	Total Dacy Lane	$ -	$ -	$ 136,150	$ 19,405	$ 62,738	$ 160,499	$ -	$ 160,499	$ 24,349	17.88%
	Total Parks & Recreation	$ 4,878,889	$ 8,554,776	$ 7,355,919	$ 4,875,067	$ 6,915,668	$ 5,816,866	$ -	$ 5,816,866	$ (2,017,079)	-27.42%

City of Kyle, Texas
Fund Summary Budget Status Report
GENERAL FUND (1100)

Line No.		Actual 2023-24	Actual 2024-25	Approved Budget 2025-26	Year to Date w/Encumbrance 5/31/2026	Current Year Estimate 2025-26	ICM Proposed Base Budget 2026-27	Supplemental Budget 2026-27	ICM Proposed Budget 2026-27	Proposed $ Increase (Decrease) From FY 2025-26 Approved Budget	Proposed % Increase (Decrease) From FY 2025-26 Approved Budget
EXPENDITURES:											
Line No.	**LIBRARY SERVICES**										
1	Regular Full Time Wages	$ 615,656	$ 959,092	$ 934,736	$ 680,769	$ 896,634	$ 818,145	$ -	$ 818,145	$ (116,591)	-12.47%
2	Regular Part Time Wages	66,664	7,915	44,132	-	-	95,287	-	95,287	51,155	115.91%
3	Overtime Wages	1,562	835	1,700	1,021	1,334	1,400	-	1,400	(300)	-17.65%
4	Leave Buy Back Program	-	8,597	-	4,909	4,909	-	-	-	-	0.00%
5	GWI/Merit Increase	-	-	32,713	-	-	-	-	-	(32,713)	-100.00%
6	Longevity Pay	8,715	10,020	11,445	8,295	8,295	9,825	-	9,825	(1,620)	-14.15%
7	Car Allowance	3,264	9,860	10,500	6,608	10,500	6,000	-	6,000	(4,500)	-42.86%
8	Language Incentive	2,715	1,897	1,800	1,136	1,440	2,704	-	2,704	904	50.22%
9	Health Insurance Deductible	10,417	15,750	11,500	11,833	11,833	-	-	-	(11,500)	-100.00%
10	FICA/Social Security	53,012	75,980	79,355	53,033	80,052	71,402	-	71,402	(7,953)	-10.02%
11	State Unemployment Taxes	1,755	1,226	1,931	2,618	2,032	1,521	-	1,521	(410)	-21.21%
12	Retirement - TMRS	81,587	136,549	148,849	99,438	150,080	110,396	-	110,396	(38,453)	-25.83%
13	Health Insurance	91,659	124,934	143,733	99,302	153,852	154,772	-	154,772	11,039	7.68%
14	Dental Insurance	3,799	5,655	7,684	3,972	6,230	5,975	-	5,975	(1,709)	-22.24%
15	Life Insurance	3,710	2,651	5,595	1,340	2,112	4,526	-	4,526	(1,069)	-19.10%
16	ST/LT Disability Insurance	3,554	3,653	4,969	2,344	3,678	3,970	-	3,970	(999)	-20.10%
17	Vision Insurance	759	1,094	1,354	764	1,204	1,009	-	1,009	(345)	-25.48%
18	AD&D	376	457	559	98	196	453	-	453	(106)	-18.96%
19	Personnel Vacancy Savings	-	-	(62,874)	-	-	-	-	-	62,874	-100.00%
	1. Personnel	$ 949,204	$ 1,366,165	$ 1,379,680	$ 977,480	$ 1,334,381	$ 1,287,385	$ -	$ 1,287,385	$ (92,295)	-6.69%
20	Travel - Training & Conferences	$ 6,696	$ 6,991	$ 6,000	$ 2,826	$ 3,853	$ 2,900	$ -	$ 2,900	$ (3,100)	-51.67%
21	Mileage - Reimbursement	67	270	500	281	281	500	-	500	-	0.00%
22	Memberships and Dues	1,614	965	2,000	1,249	1,250	1,250	-	1,250	(750)	-37.50%
23	Motor Vehicle Repair/Maint	-	-	2,050	-	-	-	-	-	(2,050)	-100.00%
24	Motor Vehicle Repair/Maint	-	91	-	27	27	-	-			
25	Office Equipment Rental	6,810	6,852	7,200	3,942	5,075	7,200	-	7,200	-	0.00%
26	Rental - Storage	-	389	1,100	366	500	-	-	-	(1,100)	-100.00%
27	Records Storage	27	79	-	154	154	500	-	500	500	0.00%
28	Legal Services	315	-	-	-	-	-	-	-	-	0.00%
29	Credit Card Fees	295	428	300	297	362	300	-	300	-	0.00%
30	Library Programs	15,132	17,501	30,000	10,707	14,165	15,000	-	15,000	(15,000)	-50.00%
31	Delivery/Courier Service	20	2,900	-	-	-	-	-	-	-	0.00%
32	Advertising	6,565	7,281	7,200	1,668	1,668	4,200	-	4,200	(3,000)	-41.67%
33	Other Contract Services - Library Master Plan	-	61,374	77,596	51,251	51,521	-	-	-	(77,596)	-100.00%
34	IT Software/System Fees	18,716	1,107	-	-	-	-	-	-	-	0.00%
35	Services - Employee Recruitment	34,737	-	-	-	-	-	-	-	-	0.00%
	2. Contractual Services	$ 90,994	$ 106,226	$ 133,946	$ 72,768	$ 78,856	$ 31,850	$ -	$ 31,850	$ (102,096)	-76.22%
36	Uniforms (Buy)	$ 221	$ 2,624	$ 6,300	$ 958	$ 1,956	$ 2,300	$ -	$ 2,300	$ (4,000)	-63.49%
37	General Office Supplies	13,980	21,106	16,000	8,904	11,996	9,000	-	9,000	(7,000)	-43.75%
38	Postage	1,314	1,971	1,000	821	821	1,000	-	1,000	-	0.00%
39	City Sponsored Event Supplies	539	952	800	4,180	4,180	800	-	800	-	0.00%
40	Medical Supplies	100	-	-	-	-	-	-	-	-	0.00%
41	Food/Meals	1,031	3,147	3,000	2,394	3,021	3,000	-	3,000	-	0.00%
42	Periodicals	5,267	1,826	3,250	2,858	2,858	2,858	-	2,858	(392)	-12.06%
43	Library Books	70,165	38,810	49,000	48,525	49,278	49,000	-	49,000	-	0.00%
44	Books on CD/Movies	4,898	685	2,000	1,096	1,139	1,500	-	1,500	(500)	-25.00%
45	E-Books	33,428	32,799	39,800	27,751	28,251	37,300	-	37,300	(2,500)	-6.28%
46	Library Collections	-	9,245	5,200	2,210	4,794	5,200	-	5,200	-	0.00%
47	Office Furniture (<$5K)	-	72,150	43,675	44,400	45,059	43,675	-	43,675	-	0.00%
48	Computer Hardware	2,396	7,182	13,905	1,819	1,819	1,819	-	1,819	(12,086)	-86.92%
49	General Electronic Equipment	55	4,597	2,250	77	77	250	-	250	(2,000)	-88.89%
50	Fuel	-	124	3,000	142	300	500	-	500	(2,500)	-83.33%
	3. Commodities	$ 133,396	$ 197,215	$ 189,180	$ 146,135	$ 155,549	$ 158,202	$ -	$ 158,202	$ (30,978)	-16.37%
51	Office Furniture (>$5K)	$ 5,183	$ -	$ -	$ -	$ -	$ -	$ -	$ -	$ -	0.00%
	6. Non-CIP Capital Outlay	$ 5,183	$ -	$ -	$ -	$ -	$ -	$ -	$ -	$ -	0.00%
	Total Library Services	$ 1,178,777	$ 1,669,606	$ 1,702,806	$ 1,196,383	$ 1,568,786	$ 1,477,437	$ -	$ 1,477,437	$ (225,369)	-13.24%

City of Kyle, Texas
Fund Summary Budget Status Report
GENERAL FUND (1100)

Line No.		Actual 2023-24	Actual 2024-25	Approved Budget 2025-26	Year to Date w/Encumbrance 5/31/2026	Current Year Estimate 2025-26	ICM Proposed Base Budget 2026-27	Supplemental Budget 2026-27	ICM Proposed Budget 2026-27	Proposed $ Increase (Decrease) From FY 2025-26 Approved Budget	Proposed % Increase (Decrease) From FY 2025-26 Approved Budget
EXPENDITURES:											
Line No.	**OFFICE OF THE POLICE CHIEF**										
1	Regular Full Time Wages	$ 428,985	$ 732,645	$ 545,552	$ 561,863	$ 851,020	$ 1,474,022	$ -	$ 1,474,022	$ 928,470	170.19%
2	Temporary/Seasonal Wages	28,616	-	-	-	-	-	-	-	-	0.00%
3	Overtime Wages	1,028	30,407	-	60,470	88,478	2,000	-	2,000	2,000	0.00%
4	Leave Buy Back Program	-	60,531	-	77,257	77,257	-	-	-	-	0.00%
5	Meet And Confer (Civil Service Only)	-	-	1,200,000	-	-	411,000	-	411,000	(789,000)	-65.75%
6	GWI/Merit Increase	-	-	18,899	-	-	-	-	-	(18,899)	-100.00%
7	Longevity Pay	6,750	11,055	7,665	11,370	11,370	24,030	-	24,030	16,365	213.50%
8	Car Allowance	6,033	9,860	6,000	6,781	10,330	10,500	-	10,500	4,500	75.00%
9	Language Incentive	1,810	1,805	3,600	609	1,218	-	-	-	(3,600)	-100.00%
10	Certification Incentive	225	5,343	-	5,067	7,854	7,800	-	7,800	7,800	0.00%
11	Education Incentive	-	2,381	-	3,274	4,988	7,800	-	7,800	7,800	0.00%
12	Health Insurance Deductible	2,417	5,000	4,000	7,226	7,226	-	-	-	(4,000)	-100.00%
13	FICA/Social Security	32,323	58,034	44,501	47,669	74,082	116,751	-	116,751	72,250	162.36%
14	State Unemployment Taxes	921	316	468	1,147	844	1,053	-	1,053	585	125.00%
15	Retirement - TMRS	59,000	122,446	86,036	105,343	168,692	229,381	-	229,381	143,345	166.61%
16	Health Insurance	35,625	76,959	60,580	62,490	100,332	154,772	-	154,772	94,192	155.48%
17	Dental Insurance	1,416	2,689	2,673	2,217	3,566	5,975	-	5,975	3,302	123.53%
18	Life Insurance	1,567	1,665	2,496	936	1,508	5,525	-	5,525	3,029	121.35%
19	ST/LT Disability Insurance	1,642	2,358	2,308	1,591	2,564	5,235	-	5,235	2,927	126.82%
20	Vision Insurance	289	518	471	410	664	1,009	-	1,009	538	114.23%
21	AD&D	152	281	250	69	138	552	-	552	302	120.80%
22	Personnel Vacancy Savings	-	-	(36,833)	-	-	-	-	-	36,833	-100.00%
	1. Personnel	$ 608,798	$ 1,124,293	$ 1,948,666	$ 955,790	$ 1,412,131	$ 2,457,405	$ -	$ 2,457,405	$ 508,739	26.11%
23	Travel - Training & Conferences	$ 4,951	$ 18,518	$ 5,118	$ 7,676	$ 10,136	$ 5,118	$ -	$ 5,118	$ -	0.00%
24	Mileage - Reimbursement	-	-	5,000	-	-	-	-	-	(5,000)	-100.00%
25	Memberships and Dues	1,438	647	3,000	785	2,755	1,500	-	1,500	(1,500)	-50.00%
26	Subscription and Books	950	459	1,000	217	230	500	-	500	(500)	-50.00%
27	Cell Phones/Pagers	8,069	-	-	-	-	-	-	-	-	0.00%
28	Radio Service/Lease	-	-	1,500	-	-	1,500	-	1,500	-	0.00%
29	Lease Payments - Motor Vehicles	(508,025)	(975,477)	-	42,354	63,569	-	-	-	-	0.00%
30	Motor Vehicle Repair/Maint	(11,585)	-	-	-	-	-	-	-	-	0.00%
31	Equipment Maint - Motorcycles	(1,250)	-	-	-	-	-	-	-	-	0.00%
32	Computer Equip Maint/Repair	(450)	-	-	-	-	-	-	-	-	0.00%
33	Office Equipment Rental	(427)	-	-	-	-	-	-	-	-	0.00%
34	Records Storage	2,734	2,554	-	1,344	1,334	-	-	-	-	0.00%
35	Legal Services	5,331	-	-	-	-	-	-	-	-	0.00%
36	Other Professional Services	(140)	-	-	-	-	-	-	-	-	0.00%
37	Credit Card Fees	2,365	3,377	-	2,000	2,000	-	-	-	-	0.00%
38	Outside Printing	-	-	-	185	185	-	-	-	-	0.00%
39	Delivery/Courier Service	260	454	-	159	171	-	-	-	-	0.00%
40	IT Software/System Fees	-	-	-	603	603	-	-	-	-	0.00%
41	Services - Staffing Study	92,893	-	-	-	-	-	-	-	-	0.00%
42	Services - Towing	(1,250)	-	-	-	-	-	-	-	-	0.00%
43	Services - Hays Co Womens Center	15,000	30,000	30,000	30,000	30,000	30,000	-	30,000	-	0.00%
	2. Contractual Services	$ (389,137)	$ (919,468)	$ 45,618	$ 85,323	$ 110,983	$ 38,618	$ -	$ 38,618	$ (7,000)	-15.34%
44	Uniforms (Buy)	$ 1,795	$ 5,188	$ 4,500	$ 929	$ 999	$ 1,500	$ -	$ 1,500	$ (3,000)	-66.67%
45	General Office Supplies	1,513	2,026	1,175	1,336	1,343	1,175	-	1,175	-	0.00%
46	Postage	6,758	2,604	-	1,084	2,480	-	-	-	-	0.00%
47	City Sponsored Event Supplies	-	406	-	-	-	-	-	-	-	0.00%
48	Medical Supplies	274	151	139	115	115	139	-	139	-	0.00%
49	Minor Tools/Instruments	-	3,611	-	-	-	-	-	-	-	0.00%
50	Food/Meals	1,666	681	-	85	85	-	-	-	-	0.00%
51	Miscellaneous Supplies	-	(99)	-	101	101	-	-	-	-	0.00%
52	Investigative Supplies	52	-	-	-	-	-	-	-	-	0.00%
53	Less Lethal	5,305	3,846	-	-	-	-	-	-	-	0.00%
54	Computer Hardware	3,067	-	-	-	-	-	-	-	-	0.00%
55	Fuel	1,004	2,815	3,176	1,192	2,710	3,176	-	3,176	0	0.01%
	3. Commodities	$ 21,434	$ 21,229	$ 8,989	$ 4,843	$ 7,833	$ 5,989	$ -	$ 5,989	$ (3,000)	-33.37%

City of Kyle, Texas
Fund Summary Budget Status Report
GENERAL FUND (1100)

		Actual 2023-24	Actual 2024-25	Approved Budget 2025-26	Year to Date w/Encumbrance 5/31/2026	Current Year Estimate 2025-26	ICM Proposed Base Budget 2026-27	Supplemental Budget 2026-27	ICM Proposed Budget 2026-27	Proposed $ Increase (Decrease) From FY 2025-26 Approved Budget	Proposed % Increase (Decrease) From FY 2025-26 Approved Budget
56	Right-to-Use Lease Assets	$ 1,287,809	$ 2,445,168	$ -	$ -	$ -	$ -	$ -	$ -	$ -	0.00%
	7 Principal on Right-to-Use Leases	$ 1,287,809	$ 2,445,168	$ -	$ -	$ -	$ -	$ -	$ -	$ -	0.00%
57	Transfer Out - Victims Coordinator Match	$ 22,500	$ 30,983	$ -	$ -	$ -	$ -	$ -	$ -	$ -	0.00%
	8. Transfers	$ 22,500	$ 30,983	$ -	$ -	$ -	$ -	$ -	$ -	$ -	0.00%
	Total Office of the Police Chief	$ 1,551,404	$ 2,702,206	$ 2,003,272	$ 1,045,956	$ 1,530,947	$ 2,502,012	$ -	$ 2,502,012	$ 498,740	24.90%
EXPENDITURES:											
Line No.	**PROFESSIONAL STANDARDS BUREAU**										
1	Regular Full Time Wages	$ -	$ 1,392	$ 145,034	$ 110,330	$ 169,191	$ -	$ -	$ -	$ (145,034)	-100.00%
2	Overtime Wages	-	-	4,250	1,539	1,999	-	-	-	(4,250)	-100.00%
3	Leave Buy Back Program	-	-	-	9,468	9,468	-	-	-	-	0.00%
4	Longevity Pay	-	-	2,985	2,985	2,985	-	-	-	(2,985)	-100.00%
5	Certification Incentive	-	13	1,560	1,007	1,534	-	-	-	(1,560)	-100.00%
6	Health Insurance Deductible	-	-	1,000	1,000	1,000	-	-	-	(1,000)	-100.00%
7	FICA/Social Security	-	107	11,825	9,519	14,982	-	-	-	(11,825)	-100.00%
8	State Unemployment Taxes	-	-	117	171	126	-	-	-	(117)	-100.00%
9	Retirement - TMRS	-	203	22,862	18,354	28,796	-	-	-	(22,862)	-100.00%
10	Health Insurance	-	83	10,429	6,041	9,592	-	-	-	(10,429)	-100.00%
11	Dental Insurance	-	4	668	296	474	-	-	-	(668)	-100.00%
12	Life Insurance	-	2	720	157	250	-	-	-	(720)	-100.00%
13	ST/LT Disability Insurance	-	4	700	273	432	-	-	-	(700)	-100.00%
14	Vision Insurance	-	1	118	60	96	-	-	-	(118)	-100.00%
15	AD&D	-	0	72	11	22	-	-	-	(72)	-100.00%
16	Personnel Vacancy Savings	-	-	(9,508)	-	-	-	-	-	9,508	-100.00%
	1. Personnel	$ -	$ 1,809	$ 192,833	$ 161,210	$ 240,947	$ -	$ -	$ -	$ (192,833)	-100.00%
	Total Professional Standards Bureau	$ -	$ 1,809	$ 192,833	$ 161,210	$ 240,947	$ -	$ -	$ -	$ (192,833)	-100.00%
EXPENDITURES:											
Line No.	**CIB - CRIMINAL INVESTIGATIONS DIVISION**										
1	Regular Full Time Wages	$ 578,721	$ 783,878	$ 725,706	$ 596,678	$ 921,275	$ 814,907	$ -	$ 814,907	$ 89,201	12.29%
2	Overtime Wages	34,030	58,612	4,675	44,810	67,114	63,250	-	63,250	58,575	1252.94%
3	Leave Buy Back Program	-	51,993	-	71,030	71,030	-	-	-	-	0.00%
4	Longevity Pay	9,639	13,005	12,456	14,301	14,301	13,170	-	13,170	714	5.73%
5	Language Incentive	1,961	1,955	1,950	659	1,318	-	-	-	(1,950)	-100.00%
6	Certification Incentive	10,076	10,157	7,176	7,001	10,666	10,140	-	10,140	2,964	41.30%
7	Education Incentive	31	5,854	3,900	3,828	5,832	5,590	-	5,590	1,690	43.33%
8	Health Insurance Deductible	5,200	7,617	7,200	8,200	8,200	-	-	-	(7,200)	-100.00%
9	FICA/Social Security	47,384	70,174	57,887	55,902	88,342	69,390	-	69,390	11,503	19.87%
10	State Unemployment Taxes	608	409	842	1,402	1,034	819	-	819	(23)	-2.73%
11	Retirement - TMRS	84,268	130,962	111,914	108,091	170,348	136,331	-	136,331	24,417	21.82%
12	Health Insurance	71,295	80,840	88,114	63,474	99,510	120,379	-	120,379	32,265	36.62%
13	Dental Insurance	3,043	3,804	4,811	2,657	4,234	4,647	-	4,647	(164)	-3.41%
14	Life Insurance	3,599	2,250	4,663	1,159	1,846	4,666	-	4,666	3	0.06%
15	ST/LT Disability Insurance	3,315	3,045	4,202	1,977	3,140	4,292	-	4,292	90	2.14%
16	Vision Insurance	620	730	848	507	806	785	-	785	(63)	-7.43%
17	AD&D	359	383	466	80	160	467	-	467	1	0.21%
18	Personnel Vacancy Savings	-	-	(49,181)	-	-	-	-	-	49,181	-100.00%
	1. Personnel	$ 854,149	$ 1,225,667	$ 987,629	$ 981,756	$ 1,469,156	$ 1,248,833	$ -	$ 1,248,833	$ 261,204	26.45%
19	Travel - Training & Conferences	$ 6,473	$ 3,585	$ 7,503	$ 970	$ 1,970	$ 5,000	$ -	$ 5,000	$ (2,503)	-33.36%
20	Memberships and Dues	-	100	500	330	330	330	-	330	(170)	-34.00%
21	Subscription and Books	-	-	800	-	-	-	-	-	(800)	-100.00%
22	Cell Phones/Pagers	125	-	-	-	-	-	-	-	-	0.00%
23	Radio Service/Lease	-	-	8,250	-	-	8,250	-	8,250	-	0.00%
24	Lease Payments - Motor Vehicles	41,628	92,806	148,778	76,427	115,465	120,000	-	120,000	(28,778)	-19.34%
25	Services - Investigations	3,288	2,872	5,000	693	770	1,000	-	1,000	(4,000)	-80.00%
	2. Contractual Services	$ 51,514	$ 99,364	$ 170,831	$ 78,420	$ 118,535	$ 134,580	$ -	$ 134,580	$ (36,251)	-21.22%
26	Uniforms (Buy)	$ 8,402	$ 6,951	$ 6,300	$ 1,357	$ 1,357	$ 3,000	$ -	$ 3,000	$ (3,300)	-52.38%
27	General Office Supplies	1,528	4,748	6,461	366	387	1,000	-	1,000	(5,461)	-84.52%
28	Medical Supplies	952	494	762	208	208	262	-	262	(500)	-65.60%

City of Kyle, Texas
Fund Summary Budget Status Report
GENERAL FUND (1100)

		Actual 2023-24	Actual 2024-25	Approved Budget 2025-26	Year to Date w/Encumbrance 5/31/2026	Current Year Estimate 2025-26	ICM Proposed Base Budget 2026-27	Supplemental Budget 2026-27	ICM Proposed Budget 2026-27	Proposed $ Increase (Decrease) From FY 2025-26 Approved Budget	Proposed % Increase (Decrease) From FY 2025-26 Approved Budget
29	Minor Tools/Instruments	-	549	-	-	-	-	-	-	-	0.00%
30	Food/Meals	-	251	-	-	-	-	-	-	-	0.00%
31	Investigative Supplies	15,992	11,847	27,764	4,301	5,000	15,000	-	15,000	(12,764)	-45.97%
32	Photographic Equipment	14	633	-	-	-	-	-	-	-	0.00%
33	Computer Hardware	4,412	-	-	-	-	-	-	-	-	0.00%
34	Computer Software	7,903	-	-	-	-	-	-	-	-	0.00%
35	Other Operational Equipment	251	-	-	-	-	-	-	-	-	0.00%
36	Fuel	8,456	10,042	17,467	4,404	10,000	10,000	-	10,000	(7,467)	-42.75%
	3. Commodities	$ 47,909	$ 35,516	$ 58,754	$ 10,636	$ 16,952	$ 29,262	$ -	$ 29,262	$ (29,492)	-50.20%
	Total CIB - Criminal Investigations Division	$ 953,572	$ 1,360,547	$ 1,217,213	$ 1,070,812	$ 1,604,643	$ 1,412,675	$ -	$ 1,412,675	$ 195,461	16.06%

EXPENDITURES:

Line No.	CIB - NARCOTICS DIVISION										
1	Regular Full Time Wages	$ 61,442	$ 27,687	$ 29,007	$ 22,153	$ 47,702	$ 280,605	$ -	$ 280,605	$ 251,598	867.37%
2	Overtime Wages	5,512	1,026	-	699	1,450	950	-	950	950	0.00%
3	Leave Buy Back Program	-	4,046	-	5,050	5,050	-	-	-	-	0.00%
4	Longevity Pay	1,749	480	546	516	516	2,145	-	2,145	1,599	292.86%
5	Certification Incentive	961	344	156	201	306	2,340	-	2,340	2,184	1400.00%
6	Education Incentive	-	250	-	218	332	-	-	-	-	0.00%
7	Health Insurance Deductible	1,200	200	200	200	200	-	-	-	(200)	-100.00%
8	FICA/Social Security	5,331	2,593	2,273	2,125	3,362	21,882	-	21,882	19,609	862.69%
9	State Unemployment Taxes	140	13	23	34	26	351	-	351	328	1426.09%
10	Retirement - TMRS	9,231	4,785	4,394	4,224	-	42,992	-	42,992	38,598	878.43%
11	Health Insurance	5,857	1,882	2,086	1,201	-	51,591	-	51,591	49,505	2373.20%
12	Dental Insurance	313	99	134	59	94	1,992	-	1,992	1,858	1386.57%
13	Life Insurance	332	69	209	31	50	1,080	-	1,080	871	416.75%
14	ST/LT Disability Insurance	346	99	178	57	90	1,050	-	1,050	872	489.89%
15	Vision Insurance	61	19	24	12	20	336	-	336	312	1300.00%
16	AD&D	33	12	21	2	4	108	-	108	87	414.29%
17	Personnel Vacancy Savings	-	-	(1,888)	-	-	-	-	-	1,888	-100.00%
	1. Personnel	$ 92,510	$ 43,604	$ 37,363	$ 36,783	$ 59,202	$ 407,422	$ -	$ 407,422	$ 370,059	990.44%
18	Travel - Training & Conferences	$ 776	$ -	$ 1,364	$ 2,128	$ 2,254	$ 1,364	$ -	$ 1,364	$ -	0.00%
19	Radio Service/Lease	-	-	1,500	-	-	1,500	-	1,500	-	0.00%
20	Lease Payments - Motor Vehicles	-	-	18,000	-	-	-	-	-	(18,000)	-100.00%
21	Services - Hays County Drug Seizure Testing	-	-	5,000	11,531	11,531	5,000	-	5,000	-	0.00%
	2. Contractual Services	$ 776	$ -	$ 25,864	$ 13,659	$ 13,785	$ 7,864	$ -	$ 7,864	$ (18,000)	-69.59%
22	Uniforms (Buy)	$ 288	$ 3,872	$ 1,800	$ 1,949	$ 1,949	$ 1,800	$ -	$ 1,800	$ -	0.00%
23	General Office Supplies	571	80	1,175	208	208	208	-	208	(967)	-82.32%
24	Medical Supplies	285	67	139	23	23	39	-	39	(100)	-72.16%
25	Fuel	1,791	693	3,176	2,224	6,167	2,500	-	2,500	(676)	-21.29%
	3. Commodities	$ 2,934	$ 4,712	$ 6,289	$ 4,405	$ 8,347	$ 4,546	$ -	$ 4,546	$ (1,743)	-27.71%
	Total CIB - Narcotics Division	$ 96,220	$ 48,316	$ 69,516	$ 54,847	$ 81,334	$ 419,832	$ -	$ 419,832	$ 350,316	503.93%

City of Kyle, Texas
Fund Summary Budget Status Report
GENERAL FUND (1100)

Line No.		Actual 2023-24	Actual 2024-25	Approved Budget 2025-26	Year to Date w/Encumbrance 5/31/2026	Current Year Estimate 2025-26	ICM Proposed Base Budget 2026-27	Supplemental Budget 2026-27	ICM Proposed Budget 2026-27	Proposed $ Increase (Decrease) From FY 2025-26 Approved Budget	Proposed % Increase (Decrease) From FY 2025-26 Approved Budget
EXPENDITURES:											
Line No.	**CIB - FORENSICS & EVIDENCE DIVISION**										
1	Regular Full Time Wages	$ 149,942	$ 227,872	$ 265,954	$ 179,123	$ 274,568	$ 245,155	$ -	$ 245,155	$ (20,799)	-7.82%
2	Overtime Wages	4,912	15,595	1,275	5,503	7,631	7,400	-	7,400	6,125	480.39%
3	Leave Buy Back Program	-	4,046	-	6,675	6,675	-	-	-	-	0.00%
4	GWI/Merit Increase	-	-	8,208	-	-	-	-	-	(8,208)	-100.00%
5	Longevity Pay	2,919	3,315	3,741	3,711	3,711	3,870	-	3,870	129	3.45%
6	Certification Incentive	241	344	156	201	306	-	-	-	(156)	-100.00%
7	Education Incentive	-	250	-	218	332	-	-	-	-	0.00%
8	Health Insurance Deductible	2,200	3,117	3,200	3,200	3,200	-	-	-	(3,200)	-100.00%
9	FICA/Social Security	11,546	18,363	21,386	14,178	22,016	19,617	-	19,617	(1,769)	-8.27%
10	State Unemployment Taxes	257	202	374	547	404	351	-	351	(23)	-6.15%
11	Retirement - TMRS	20,978	35,793	41,347	28,641	44,482	38,541	-	38,541	(2,806)	-6.79%
12	Health Insurance	31,679	49,352	58,638	36,891	58,260	51,591	-	51,591	(7,047)	-12.02%
13	Dental Insurance	1,081	1,613	2,138	1,209	1,910	1,992	-	1,992	(146)	-6.83%
14	Life Insurance	962	653	1,898	381	602	1,752	-	1,752	(146)	-7.69%
15	ST/LT Disability Insurance	908	909	1,632	642	1,012	1,505	-	1,505	(127)	-7.78%
16	Vision Insurance	219	296	377	183	284	336	-	336	(41)	-10.88%
17	AD&D	96	116	190	24	48	175	-	175	(15)	-7.89%
18	Personnel Vacancy Savings	-	-	(19,366)	-	-	-	-	-	19,366	-100.00%
	1. Personnel	$ 227,940	$ 361,834	$ 391,148	$ 281,328	$ 425,441	$ 372,285	$ -	$ 372,285	$ (18,863)	-4.82%
19	Travel - Training & Conferences	$ 5,080	$ 10,108	$ 3,989	$ 3,263	$ 3,263	$ 3,263	$ -	$ 3,263	$ (726)	-18.20%
20	Memberships and Dues	-	-	100	-	-	-	-	-	(100)	-100.00%
	2. Contractual Services	$ 5,080	$ 10,108	$ 4,089	$ 3,263	$ 3,263	$ 3,263	$ -	$ 3,263	$ (826)	-20.20%
21	Uniforms (Buy)	$ 257	$ 2,381	$ 900	$ 270	$ 270	$ 500	$ -	$ 500	$ (400)	-44.44%
22	General Office Supplies	1,369	1,203	1,175	441	441	441	-	441	(734)	-62.49%
23	Medical Supplies	285	102	139	69	69	100	-	100	(39)	-28.14%
24	Minor Tools/Instruments	-	7,745	-	-	-	-	-	-	-	0.00%
25	Miscellaneous Supplies	-	77	-	-	-	-	-	-	-	0.00%
26	Investigative Supplies	-	154	-	27	27	-	-	-	-	0.00%
27	Computer Hardware	459	-	-	-	-	-	-	-	-	0.00%
28	Instruments/Apparatus	14,217	9,004	-	-	-	-	-	-	-	0.00%
29	Other Office Equipment	-	1,629	-	-	-	-	-	-	-	0.00%
30	Equipment - Bicycle Accessories	-	18	-	-	-	-	-	-	-	0.00%
31	Fuel	1,153	1,227	3,176	997	1,713	3,176	-	3,176	-	0.00%
	3. Commodities	$ 17,740	$ 23,540	$ 5,389	$ 1,805	$ 2,520	$ 4,216	$ -	$ 4,216	$ (1,173)	-21.77%
	Total CIB - Forensics & Evidence Division	$ 250,760	$ 395,481	$ 400,626	$ 286,396	$ 431,224	$ 379,764	$ -	$ 379,764	$ (20,862)	-5.21%
EXPENDITURES:											
Line No.	**CIB - VICTIM SERVICES DIVISION**										
1	Regular Full Time Wages	$ 110,975	$ 116,799	$ 175,488	$ 81,725	$ 125,847	$ 162,323	$ -	$ 162,323	$ (13,165)	-7.50%
2	Overtime Wages	1,682	1,779	850	765	1,383	1,000	-	1,000	150	17.65%
3	Leave Buy Back Program	-	4,046	-	5,050	5,050	-	-	-	-	0.00%
4	GWI/Merit Increase	-	-	5,074	-	-	-	-	-	(5,074)	-100.00%
5	Longevity Pay	1,974	2,190	2,436	2,406	2,406	2,325	-	2,325	(111)	-4.56%
6	Certification Incentive	241	344	156	201	306	-	-	-	(156)	-100.00%
7	Education Incentive	-	250	-	218	332	-	-	-	-	0.00%
8	Health Insurance Deductible	1,200	1,200	2,200	1,200	1,200	-	-	-	(2,200)	-100.00%
9	FICA/Social Security	8,758	9,525	14,088	6,743	10,518	12,672	-	12,672	(1,416)	-10.05%
10	State Unemployment Taxes	140	76	257	205	152	234	-	234	(23)	-8.95%
11	Retirement - TMRS	15,250	17,747	27,236	13,240	20,600	24,897	-	24,897	(2,339)	-8.59%
12	Health Insurance	10,785	11,292	22,944	7,555	22,944	34,394	-	34,394	11,450	49.90%
13	Dental Insurance	548	641	1,470	429	1,470	1,328	-	1,328	(142)	-9.66%
14	Life Insurance	704	386	1,253	180	286	1,159	-	1,159	(94)	-7.50%
15	ST/LT Disability Insurance	671	517	1,077	298	1,077	996	-	996	(81)	-7.52%
16	Vision Insurance	111	124	259	78	124	224	-	224	(35)	-13.51%
17	AD&D	71	65	125	12	24	116	-	116	(9)	-7.20%
18	Personnel Vacancy Savings	-	-	(11,988)	-	-	-	-	-	11,988	-100.00%
	1. Personnel	$ 153,109	$ 166,978	$ 242,925	$ 120,305	$ 193,719	$ 241,668	$ -	$ 241,668	$ (1,257)	-0.52%

City of Kyle, Texas
Fund Summary Budget Status Report
GENERAL FUND (1100)

		Actual 2023-24	Actual 2024-25	Approved Budget 2025-26	Year to Date w/Encumbrance 5/31/2026	Current Year Estimate 2025-26	ICM Proposed Base Budget 2026-27	Supplemental Budget 2026-27	ICM Proposed Budget 2026-27	Proposed $ Increase (Decrease) From FY 2025-26 Approved Budget	Proposed % Increase (Decrease) From FY 2025-26 Approved Budget
19	Travel - Training & Conferences	$ 196	$ 1,245	$ 1,364	$ 648	$ 648	$ 1,364	$ -	$ 1,364	$ (0)	-0.01%
20	Memberships and Dues	443	-	100	-	-	-	-	-	(100)	-100.00%
21	Services - Consulting (DPS Lab)	-	-	20,000	-	-	20,000	-	20,000	-	0.00%
	2. Contractual Services	$ 639	$ 1,245	$ 21,464	$ 648	$ 648	$ 21,364	$ -	$ 21,364	$ (100)	-0.47%
22	Uniforms (Buy)	$ 1,280	$ 1,641	$ 900	$ 324	$ 324	$ 900	$ -	$ 900	$ -	0.00%
23	General Office Supplies	1,201	809	1,175	945	945	945	-	945	(230)	-19.58%
24	Medical Supplies	285	101	139	46	46	46	-	46	(93)	-67.11%
25	Minor Tools/Instruments	-	1,218	-	-	-	-	-	-	-	0.00%
26	Food/Meals	788	32	-	63	63	-	-	-	-	0.00%
27	Animal Control Devices/Supply	-	90	-	-	-	-	-	-	-	0.00%
28	Fuel	855	14,612	3,176	481	877	3,176	-	3,176	0	0.01%
	3. Commodities	$ 4,409	$ 18,503	$ 5,389	$ 1,859	$ 2,255	$ 5,066	$ -	$ 5,066	$ (323)	-5.99%
	Total CIB - Victim Services Division	$ 158,157	$ 186,726	$ 269,778	$ 122,811	$ 196,622	$ 268,098	$ -	$ 268,098	$ (1,680)	-0.62%

EXPENDITURES:

Line No. **CIB - CRIME ANALYSIS DIVISION**

1	Regular Full Time Wages	$ 87,548	$ 96,046	$ 143,696	$ 69,244	$ 107,354	$ 161,762	$ -	$ 161,762	$ 18,066	12.57%
2	Overtime Wages	1,544	2,025	850	971	1,645	1,300	-	1,300	450	52.94%
3	Leave Buy Back Program	-	4,046	-	5,050	5,050	-	-	-	-	0.00%
4	GWI/Merit Increase	-	-	2,385	-	-	-	-	-	(2,385)	-100.00%
5	Longevity Pay	1,689	1,905	2,151	2,121	2,121	2,010	-	2,010	(141)	-6.56%
6	Certification Incentive	241	344	156	201	306	-	-	-	(156)	-100.00%
7	Education Incentive	-	250	-	218	332	-	-	-	-	0.00%
8	Health Insurance Deductible	1,200	1,200	2,200	1,200	1,200	-	-	-	(2,200)	-100.00%
9	FICA/Social Security	6,899	7,945	11,428	5,820	8,902	12,628	-	12,628	1,200	10.50%
10	State Unemployment Taxes	140	76	257	205	152	234	-	234	(23)	-8.95%
11	Retirement - TMRS	12,084	14,812	22,095	11,402	17,470	24,810	-	24,810	2,715	12.29%
12	Health Insurance	10,785	11,292	34,890	7,496	11,856	34,394	-	34,394	(496)	-1.42%
13	Dental Insurance	462	504	1,470	337	534	1,328	-	1,328	(142)	-9.66%
14	Life Insurance	549	302	1,030	135	216	1,157	-	1,157	127	12.33%
15	ST/LT Disability Insurance	522	405	882	234	372	993	-	993	111	12.59%
16	Vision Insurance	111	115	259	72	114	224	-	224	(35)	-13.51%
17	AD&D	55	51	103	10	20	116	-	116	13	12.62%
18	Personnel Vacancy Savings	-	-	(10,605)	-	-	-	-	-	10,605	-100.00%
	1. Personnel	$ 123,830	$ 141,316	$ 213,247	$ 104,715	$ 157,644	$ 240,956	$ -	$ 240,956	$ 27,709	12.99%
19	Travel - Training & Conferences	$ -	$ 1,059	$ 682	$ -	$ -	$ 682	$ -	$ 682	$ (0)	-0.01%
20	Memberships and Dues	100	100	100	50	50	100	-	100	-	0.00%
	2. Contractual Services	$ 100	$ 1,159	$ 782	$ 50	$ 50	$ 782	$ -	$ 782	$ (0)	-0.01%
21	Uniforms (Buy)	$ 244	$ 161	$ 450	$ -	$ -	$ 200	$ -	$ 200	$ (250)	-55.56%
22	General Office Supplies	545	302	587	146	146	300	-	300	(287)	-48.92%
23	Medical Supplies	255	51	69	46	46	50	-	50	(19)	-27.42%
24	Computer Hardware	3,311	-	-	-	-	-	-	-	-	0.00%
	3. Commodities	$ 4,354	$ 514	$ 1,107	$ 192	$ 192	$ 550	$ -	$ 550	$ (556)	-50.27%
	Total CIB - CRIME ANALYSIS Division	$ 128,284	$ 142,989	$ 215,135	$ 104,957	$ 157,886	$ 242,288	$ -	$ 242,288	$ 27,153	12.62%

EXPENDITURES:

Line No. **OB - PATROL**

1	Regular Full Time Wages	$ 3,527,802	$ 4,249,309	$ 4,652,398	$ 3,347,336	$ 5,149,505	$ 4,941,496	$ -	$ 4,941,496	$ 289,099	6.21%
2	Overtime Wages	365,942	410,595	46,750	377,224	579,836	540,750	-	540,750	494,000	1056.68%
3	Leave Buy Back Program	-	228,301	-	235,365	235,365	-	-	-	-	0.00%
4	GWI/Merit Increase	-	-	3,076	-	-	-	-	-	(3,076)	-100.00%
5	Longevity Pay	34,320	33,045	38,828	42,840	42,840	36,435	-	36,435	(2,393)	-6.16%
6	Language Incentive	8,593	7,820	5,850	4,769	5,848	4,004	-	4,004	(1,846)	-31.56%
7	Certification Incentive	24,750	27,721	21,255	19,784	29,248	26,130	-	26,130	4,875	22.94%
8	Education Incentive	108	19,212	18,590	15,950	22,004	32,110	-	32,110	13,520	72.73%
9	Health Insurance Deductible	57,869	56,881	57,500	57,468	114,936	-	-	-	(57,500)	-100.00%
10	FICA/Social Security	295,903	372,754	366,817	303,499	464,340	426,941	-	426,941	60,124	16.39%
11	State Unemployment Taxes	5,990	3,967	6,728	10,298	7,880	6,201	-	6,201	(527)	-7.83%
12	Retirement - TMRS	526,032	705,399	709,180	592,857	904,818	838,813	-	838,813	129,633	18.28%

City of Kyle, Texas
Fund Summary Budget Status Report
GENERAL FUND (1100)

		Actual 2023-24	Actual 2024-25	Approved Budget 2025-26	Year to Date w/Encumbrance 5/31/2026	Current Year Estimate 2025-26	ICM Proposed Base Budget 2026-27	Supplemental Budget 2026-27	ICM Proposed Budget 2026-27	Proposed $ Increase (Decrease) From FY 2025-26 Approved Budget	Proposed % Increase (Decrease) From FY 2025-26 Approved Budget
13	Health Insurance	526,074	638,811	773,613	457,608	716,726	911,438	-	911,438	137,825	17.82%
14	Dental Insurance	21,864	26,920	38,420	19,127	30,196	35,187	-	35,187	(3,233)	-8.41%
15	Life Insurance	22,015	13,191	32,261	7,019	11,068	33,274	-	33,274	1,014	3.14%
16	ST/LT Disability Insurance	20,717	17,823	27,957	11,818	18,576	29,166	-	29,166	1,210	4.33%
17	Vision Insurance	4,411	5,176	6,770	3,536	5,606	5,944	-	5,944	(826)	-12.20%
18	AD&D	2,208	2,215	3,226	441	882	3,327	-	3,327	101	3.13%
19	Personnel Vacancy Savings	-	-	(322,538)	-	-	-	-	-	322,538	-100.00%
	1. Personnel	$ 5,444,598	$ 6,819,141	$ 6,486,679	$ 5,506,939	$ 8,339,674	$ 7,871,216	$ -	$ 7,871,216	$ 1,384,537	21.34%
20	Travel - Training & Conferences	$ 36,230	$ 102,679	$ 46,833	$ 37,827	$ 45,939	$ 20,000	$ -	$ 20,000	$ (26,833)	-57.29%
21	Travel - Tolls & Parking	-	57	-	-	-	-	-	-	-	0.00%
22	Memberships and Dues	50	241	300	870	925	300	-	300	-	0.00%
23	Subscription and Books	1,390	2,442	1,900	2,514	2,514	1,900	-	1,900	-	0.00%
24	Cell Phones/Pagers	6,962	184	-	-	-	-	-	-	-	0.00%
25	Radio Service/Lease	51,547	50,627	39,240	31,850	48,362	39,240	-	39,240	-	0.00%
26	Lease Payments - Motor Vehicles	380,178	1,079,741	883,799	546,750	1,052,717	454,799	-	454,799	(429,000)	-48.54%
27	Motor Vehicle Repair/Maint	304,078	170,102	198,000	190,908	198,000	191,000	-	191,000	(7,000)	-3.54%
28	Repair/Maintenance - Minor	1,143	-	1,650	-	-	-	-	-	(1,650)	-100.00%
29	Body Shop Repairs	28,937	12,609	25,000	10,658	30,981	12,500	-	12,500	(12,500)	-50.00%
30	Other Equip Maint/Repair	1,976	1,943	3,320	488	488	1,000	-	1,000	(2,320)	-69.88%
31	Communication Equip Repair	1,012	1,097	5,000	2,996	2,996	3,000	-	3,000	(2,000)	-40.00%
32	Office Equipment Rental	-	488	-	-	-	-	-	-	-	0.00%
33	Equipment Rental - Motorcycles	-	-	-	1,172	1,172	-	-	-	-	0.00%
34	Veterinarian Services	-	-	2,740	-	-	-	-	-	(2,740)	-100.00%
35	Other Professional Services	-	-	150,000	151,855	150,000	-	-	-	(150,000)	-100.00%
36	Payout - Totaled Leased Vehicles	-	99,485	-	-	94,574	-	-	-	-	0.00%
37	Outside Printing	33	-	-	-	-	-	-	-	-	0.00%
38	Services- Grant Match		-	142,500	135,000	135,000	63,500	-	63,500		
39	Other Contract Services	-	9,594	59,101	22,067	23,777	25,000	-	25,000	(34,101)	-57.70%
40	IT Software/System Fees	204,713	-	-	-	-	-	-	-	-	0.00%
41	Services - Towing	6,535	5,286	5,000	5,775	6,825	5,000	-	5,000	-	0.00%
42	Services - Translator	2,405	8,371	2,300	3,233	4,151	2,300	-	2,300	-	0.00%
43	Services - SANE Medical Exams	6,745	7,525	8,000	2,310	4,000	8,000	-	8,000	-	0.00%
44	Right-to-Use Lease Assets	1,212,891	-	-	-	-	-	-	-	-	0.00%
	2. Contractual Services	$ 2,246,825	$ 1,552,472	$ 1,574,683	$ 1,146,274	$ 1,802,421	$ 827,539	$ -	$ 827,539	$ (668,144)	-42.43%
45	Uniforms (Buy)	$ 200,895	$ 172,742	$ 177,900	$ 75,801	$ 81,980	$ 125,000	$ -	$ 125,000	$ (52,900)	-29.74%
46	Uniforms- Specialty	-	-	15,000	703	1,099	7,500	-	7,500	(7,500)	-50.00%
47	General Office Supplies	15,033	26,789	31,716	22,153	24,930	15,000	-	15,000	(16,716)	-52.71%
48	Postage	8	-	-	-	-	-	-	-	-	0.00%
49	Fire Prevention Supplies	2,907	3,476	3,000	-	-	3,000	-	3,000	-	0.00%
50	Medical Supplies	4,908	34,934	35,358	2,973	4,096	3,000	-	3,000	(32,358)	-91.52%
51	Minor Tools/Instruments	1,215	10,325	-	-	-	-	-	-	-	0.00%
52	Food/Meals	1,406	4,594	1,613	1,169	1,370	1,613	-	1,613	-	0.00%
53	Miscellaneous Supplies	-	849	-	82	82	-	-	-	-	0.00%
54	Fire Arms Supplies	20,232	25,147	32,498	32,570	32,709	32,500	-	32,500	2	0.01%
55	Investigative Supplies	-	1,025	-	-		-	-	-	-	0.00%
56	Less Lethal	18,116	16,342	40,000	25,507	27,382	30,000	-	30,000	(10,000)	-25.00%
57	Ammunition	22,559	29,497	80,000	5,870	8,000	60,000	-	60,000	(20,000)	-25.00%
58	Communication Equipment	4,744	-	-	-	-	-	-	-	-	0.00%
59	Computer Hardware	50,135	34,333	-	96,000	96,000	-	-	-	-	0.00%
60	Computer Software	251	-	-	-	-	-	-	-	-	0.00%
61	Instruments/Apparatus	2,105	1,588	-	-	-	-	-	-	-	0.00%
62	Other Operational Equipment: Police Academy Funds	-	176	82,500	46,542	39,896	50,000		50,000	(32,500)	-39.39%
63	Other Operational Equipment: SWAT	-	-	60,000	2,687	5,000	60,000		60,000	-	0.00%
64	Other Operational Equipment	88,941	81,484	-	934	-	-	-	-	-	0.00%
65	Equipment - Radio	184,737	171,920	35,500	78,536	78,536	35,500	-	35,500	-	0.00%
66	Equipment - Bicycle Accessories	-	441	14,640	14,327	14,327	5,000	-	5,000	(9,640)	-65.85%
67	Equipment - K9 Officer/Pet Supplies	-	-	15,000	10,106	14,031	15,000	-	15,000	-	0.00%
68	Fuel	163,428	149,470	85,747	85,010	164,792	85,747	-	85,747	-	0.00%
	3. Commodities	$ 781,621	$ 765,133	$ 710,472	$ 500,969	$ 594,230	$ 528,860	$ -	$ 528,860	$ (181,612)	-25.56%

City of Kyle, Texas
Fund Summary Budget Status Report
GENERAL FUND (1100)

		Actual 2023-24	Actual 2024-25	Approved Budget 2025-26	Year to Date w/Encumbrance 5/31/2026	Current Year Estimate 2025-26	ICM Proposed Base Budget 2026-27	Supplemental Budget 2026-27	ICM Proposed Budget 2026-27	Proposed $ Increase (Decrease) From FY 2025-26 Approved Budget	Proposed % Increase (Decrease) From FY 2025-26 Approved Budget
69	Communication Equipment	$ 147,411	$ -	$ -	$ -	$ -	$ -	$ -	$ -	$ -	0.00%
70	Motor Vehicles	-	36,293	106,481	-	-	-	-	-	(106,481)	-100.00%
	6. Non-CIP Capital Outlay	$ 147,411	$ 36,293	$ 106,481	$ -		$ -	$ -	$ -	$ (106,481)	-100.00%
	Total OB - Patrol	$ 8,620,456	$ 9,173,039	$ 8,878,314	$ 7,154,182	$ 10,736,325	$ 9,227,615	$ -	$ 9,227,615	$ 428,301	4.82%

EXPENDITURES:

Line No.	OB - TRAFFIC PATROL										
1	Regular Full Time Wages	$ 349,171	$ 460,152	$ 727,883	$ 172,249	$ 256,832	$ 622,168	$ -	$ 622,168	$ (105,715)	-14.52%
2	Overtime Wages	33,519	59,039	4,250	35,940	50,047	49,500	-	49,500	45,250	1064.71%
3	Leave Buy Back Program	-	20,628	-	15,436	15,436	-	-	-	-	0.00%
4	Longevity Pay	8,085	9,555	10,823	5,130	5,130	10,305	-	10,305	(518)	-4.79%
5	Language Incentive	3,171	3,910	3,900	419	545	-	-	-	(3,900)	-100.00%
6	Certification Incentive	5,582	5,865	6,435	1,888	3,056	6,240	-	6,240	(195)	-3.03%
7	Education Incentive	25	4,497	3,380	1,986	3,112	3,380	-	3,380	-	0.00%
8	Health Insurance Deductible	3,500	4,500	7,000	1,500	1,500	-	-	-	(7,000)	-100.00%
9	FICA/Social Security	29,625	42,011	57,943	17,481	28,406	52,907	-	52,907	(5,036)	-8.69%
10	State Unemployment Taxes	509	284	819	256	188	702	-	702	(117)	-14.29%
11	Retirement - TMRS	53,055	79,784	112,022	34,044	55,218	103,946	-	103,946	(8,076)	-7.21%
12	Health Insurance	44,574	51,487	110,429	14,954	24,674	103,182	-	103,182	(7,247)	-6.56%
13	Dental Insurance	1,926	2,322	4,677	632	1,052	3,983	-	3,983	(694)	-14.84%
14	Life Insurance	2,344	1,396	5,030	285	474	4,121	-	4,121	(909)	-18.07%
15	ST/LT Disability Insurance	2,221	1,895	4,403	500	830	3,694	-	3,694	(709)	-16.10%
16	Vision Insurance	397	449	824	118	198	673	-	673	(151)	-18.33%
17	AD&D	235	235	503	27	54	412	-	412	(91)	-18.09%
18	Personnel Vacancy Savings	-	-	(50,414)	-	-	-	-	-	50,414	-100.00%
	1. Personnel	$ 537,939	$ 748,008	$ 1,009,907	$ 302,845	$ 446,752	$ 965,213	$ -	$ 965,213	$ (44,694)	-4.43%
19	Travel - Training & Conferences	$ 3,718	$ 6,693	$ 10,564	$ 3,886	$ 3,886	$ 5,000	$ -	$ 5,000	$ (5,564)	-52.67%
20	Subscription and Books	-	96	2,000	-	-	-	-	-	(2,000)	-100.00%
21	Radio Service/Lease	-	-	3,000	-	-	3,000	-	3,000	-	0.00%
22	Lease Payments - Motor Vehicles	3,060	17,764	60,000	75,145	100,193	60,000	-	60,000	-	0.00%
23	Motor Vehicle Repair/Maint	(16,345)	1,311	5,000	1,214	1,294	1,214	-	1,214	(3,786)	-75.72%
24	Repair/Maintenance - Minor	-	-	-	15	15	-	-	-	-	0.00%
25	Equipment Maint - Motorcycles	25,354	10,595	25,000	15,690	20,000	20,000	-	20,000	(5,000)	-20.00%
26	Equipment Rental - Motorcycles	12,181	19,350	14,400	12,600	21,600	14,400	-	14,400	-	0.00%
	2. Contractual Services	$ 27,968	$ 55,809	$ 119,964	$ 108,550	$ 146,988	$ 103,614	$ -	$ 103,614	$ (16,350)	-13.63%
27	Uniforms (Buy)	$ 7,338	$ 6,522	$ 4,500	$ 2,625	$ 5,080	$ 4,500	$ -	$ 4,500	$ -	0.00%
28	General Office Supplies	750	482	2,349	1,066	1,075	1,066	-	1,066	(1,283)	-54.61%
29	Medical Supplies	272	202	277	92	92	200	-	200	(77)	-27.78%
30	Minor Tools/Instruments	-	65	-	-	-	-	-	-	-	0.00%
31	Food/Meals	142	-	-	-	-	-	-	-	-	0.00%
32	Miscellaneous Supplies	23,266	19,147	34,450	16,055	16,055	20,000	-	20,000	(14,450)	-41.94%
33	Computer Hardware	7,893	-	-	-	-	-	-	-	-	0.00%
34	Instruments/Apparatus	5,350	494	4,000	1,300	1,899	1,500	-	1,500	(2,500)	-62.50%
35	Other Office Equipment	998	-	-	-	-	-	-	-	-	0.00%
36	Other Operational Equipment	-	7,970	-	40	40	-		-	-	0.00%
37	Fuel	9,568	9,201	6,352	4,334	5,000	6,352	-	6,352	0	0.01%
	3. Commodities	$ 55,577	$ 44,084	$ 51,928	$ 25,512	$ 29,241	$ 33,619	$ -	$ 33,619	$ (18,310)	-35.26%
	Total OB - Traffic Patrol	$ 621,485	$ 847,902	$ 1,181,799	$ 436,907	$ 622,981	$ 1,102,446	$ -	$ 1,102,446	$ (79,354)	-6.71%

EXPENDITURES:

Line No.	OB - MENTAL HEALTH										
1	Regular Full Time Wages	$ -	$ -	$ 274,813	$ 153,011	$ 257,254	$ 393,166	$ -	$ 393,166	$ 118,353	43.07%
2	Overtime Wages	-	-	4,250	2,976	3,912	4,000	-	4,000	(250)	-5.88%
3	GWI/Merit Increase	-	-	2,457	-	-	-	-	-	(2,457)	-100.00%
4	Longevity Pay	-	-	3,570	-	-	5,445	-	5,445	1,875	52.52%
5	Certification Incentive	-	-	1,950	1,350	1,620	3,510	-	3,510	1,560	80.00%
6	Health Insurance Deductible	-	-	3,000	-	-	-	-	-	(3,000)	-100.00%
7	FICA/Social Security	-	-	22,016	11,628	13,650	31,068	-	31,068	9,052	41.12%
8	State Unemployment Taxes	-	-	351	392	290	468	-	468	117	33.33%
9	Retirement - TMRS	-	-	42,564	23,259	27,434	61,040	-	61,040	18,476	43.41%

City of Kyle, Texas
Fund Summary Budget Status Report
GENERAL FUND (1100)

		Actual 2023-24	Actual 2024-25	Approved Budget 2025-26	Year to Date w/Encumbrance 5/31/2026	Current Year Estimate 2025-26	ICM Proposed Base Budget 2026-27	Supplemental Budget 2026-27	ICM Proposed Budget 2026-27	Proposed $ Increase (Decrease) From FY 2025-26 Approved Budget	Proposed % Increase (Decrease) From FY 2025-26 Approved Budget
10	Health Insurance	-	-	48,647	26,148	34,864	68,788	-	68,788	20,141	41.40%
11	Dental Insurance	-	-	2,005	901	1,202	2,656	-	2,656	651	32.47%
12	Life Insurance	-	-	1,886	335	446	2,652	-	2,652	766	40.62%
13	ST/LT Disability Insurance	-	-	1,676	562	748	2,366	-	2,366	690	41.17%
14	Vision Insurance	-	-	353	157	210	449	-	449	96	27.20%
15	AD&D	-	-	189	-	-	265	-	265	76	40.21%
16	Personnel Vacancy Savings	-	-	(19,402)	-	-	-	-	-	19,402	-100.00%
	1. Personnel	$ -	$ -	$ 390,325	$ 220,719	$ 341,630	$ 575,873	$ -	$ 575,873	$ 185,548	47.54%
17	Lease Payments - Motor Vehicles	$ -	$ -	$ -	$ (11,022)	$ -	$ -	$ -	$ -	$ -	0.00%
	2. Contractual Services	$ -	$ -	$ -	$ (11,022)	$ -	$ -	$ -	$ -	$ -	0.00%
	Total OB - Mental Health	$ -	$ -	$ 390,325	$ 209,697	$ 341,630	$ 575,873	$ -	$ 575,873	$ 185,548	47.54%

EXPENDITURES:

Line No.	**ADMINISTRATIVE SERVICES BUREAU (ACB)**										
1	Regular Full Time Wages	$ 200,445	$ 244,361	$ 182,010	$ 164,614	$ 254,108	$ 188,315	$ -	$ 188,315	$ 6,305	3.46%
2	Overtime Wages	2,541	1,887	1,700	1,031	1,347	1,400	-	1,400	(300)	-17.65%
3	Leave Buy Back Program	-	-	-	4,257	4,257	-	-	-	-	0.00%
4	GWI/Merit Increase	-	-	6,305	-	-	-	-	-	(6,305)	-100.00%
5	Longevity Pay	3,480	3,840	4,515	4,845	4,845	5,055	-	5,055	540	11.96%
6	Language Incentive	905	902	900	304	608	-	-	-	(900)	-100.00%
7	Health Insurance Deductible	3,917	4,000	3,000	4,000	4,000	-	-	-	(3,000)	-100.00%
8	FICA/Social Security	15,097	18,628	14,973	12,994	19,936	14,900	-	14,900	(73)	-0.49%
9	State Unemployment Taxes	498	252	351	684	504	351	-	351	-	0.00%
10	Retirement - TMRS	27,245	35,570	28,948	25,662	39,294	29,274	-	29,274	326	1.13%
11	Health Insurance	44,189	48,625	43,233	31,930	50,470	51,591	-	51,591	8,358	19.33%
12	Dental Insurance	1,708	2,099	2,005	1,351	2,150	1,992	-	1,992	(13)	-0.65%
13	Life Insurance	1,445	832	1,301	360	578	1,346	-	1,346	45	3.46%
14	ST/LT Disability Insurance	1,293	1,094	1,117	631	1,004	1,156	-	1,156	39	3.49%
15	Vision Insurance	347	401	353	251	400	336	-	336	(17)	-4.82%
16	AD&D	144	140	130	26	52	135	-	135	5	3.85%
17	Personnel Vacancy Savings	-	-	(13,458)	-	-	-	-	-	13,458	-100.00%
	1. Personnel	$ 303,254	$ 362,632	$ 277,383	$ 252,943	$ 383,553	$ 295,851	$ -	$ 295,851	$ 18,468	6.66%
18	Travel - Training & Conferences	$ 3,379	$ 6,331	$ 2,728	$ 1,644	$ 1,644	$ 2,728	$ -	$ 2,728	$ (0)	-0.01%
19	Memberships and Dues	1,067	-	-	108	108	-	-	-	-	0.00%
20	Communication Equip Repair	200	-	-	-	-	-	-	-	-	0.00%
21	Office Equipment Rental	25,173	30,295	25,000	19,427	29,693	25,000	-	25,000	-	0.00%
22	Rental - Storage	-	2,856	3,000	-	-	-	-	-	(3,000)	-100.00%
23	Other Professional Services	9,009	-	-	-	-	-	-	-	-	0.00%
24	Outside Printing	3,707	6,595	6,000	5,421	5,914	6,000	-	6,000	-	0.00%
25	Advertising	-	39	-	-	-	-	-	-	-	0.00%
	2. Contractual Services	$ 42,535	$ 46,116	$ 36,728	$ 26,599	$ 37,359	$ 33,728	$ -	$ 33,728	$ (3,000)	-8.17%
26	Uniforms (Buy)	$ 233	$ 1,033	$ 900	$ 845	$ 845	$ 900		$ 900	$ -	0.00%
27	General Office Supplies	12,686	698	2,349	436	436	2,500	-	2,500	151	6.41%
28	Postage	530	1,232	500	725	725	500	-	500	-	0.00%
29	Medical Supplies	345	189	277	69	69	200	-	200	(77)	-27.78%
30	Miscellaneous Occasions Supplies	137	-	-	-	-	-	-	-	-	0.00%
31	Food/Meals	616	38	-	-	-	-	-	-	-	0.00%
32	Computer Hardware	819	-	-	-	-	-	-	-	-	0.00%
	3. Commodities	$ 15,367	$ 3,190	$ 4,027	$ 2,075	$ 2,075	$ 4,100	$ -	$ 4,100	$ 74	1.83%
	Total Administrative Services Bureau (ASB)	$ 361,156	$ 411,938	$ 318,138	$ 281,617	$ 422,987	$ 333,679	$ -	$ 333,679	$ 15,542	4.89%

EXPENDITURES:

Line No.	**EMERGENCY COMMUNICATIONS BUREAU (ECB)**										
1	Regular Full Time Wages	$ 1,057,473	$ 1,217,030	$ 1,536,692	$ 900,301	$ 1,404,750	$ 1,633,922	$ -	$ 1,633,922	$ 97,230	6.33%
2	Regular Part Time Wages	19,961	1,186	-	-	-	-	-	-	-	0.00%
3	Overtime Wages	174,127	176,583	17,000	125,809	200,043	185,000	-	185,000	168,000	988.24%
4	Shift Pay (On-Call Pay)	7,743	7,817	17,500	5,137	7,913	-	-	-	(17,500)	-100.00%
5	Leave Buy Back Program	-	65,154	-	70,477	70,477	-	-	-	-	0.00%

City of Kyle, Texas
Fund Summary Budget Status Report
GENERAL FUND (1100)

		Actual 2023-24	Actual 2024-25	Approved Budget 2025-26	Year to Date w/Encumbrance 5/31/2026	Current Year Estimate 2025-26	ICM Proposed Base Budget 2026-27	Supplemental Budget 2026-27	ICM Proposed Budget 2026-27	Proposed $ Increase (Decrease) From FY 2025-26 Approved Budget	Proposed % Increase (Decrease) From FY 2025-26 Approved Budget
6	GWI/Merit Increase	-	-	53,233	-	-	-	-	-	(53,233)	-100.00%
7	Longevity Pay	8,955	9,930	13,095	12,495	12,495	16,305	-	16,305	3,210	24.51%
8	Certification Incentive	10,572	11,775	11,640	8,814	13,344	14,400	-	14,400	2,760	23.71%
9	Health Insurance Deductible	20,119	20,048	23,000	20,833	20,083	-	-	-	(23,000)	-100.00%
10	FICA/Social Security	96,560	112,248	126,390	84,270	129,914	141,496	-	141,496	15,106	11.95%
11	State Unemployment Taxes	2,786	1,413	2,691	3,704	2,718	2,808	-	2,808	117	4.35%
12	Retirement - TMRS	166,922	211,133	226,316	163,645	252,426	265,918	-	265,918	39,602	17.50%
13	Health Insurance	158,335	205,581	293,334	160,912	252,246	412,727	-	412,727	119,393	40.70%
14	Dental Insurance	7,019	9,179	15,368	6,449	10,204	15,934	-	15,934	566	3.68%
15	Life Insurance	6,880	3,980	10,476	2,023	3,208	11,470	-	11,470	994	9.49%
16	ST/LT Disability Insurance	6,567	5,350	9,096	3,497	5,508	9,970	-	9,970	874	9.61%
17	Vision Insurance	1,518	1,777	2,708	1,231	1,950	2,692	-	2,692	(16)	-0.59%
18	AD&D	699	682	1,048	137	274	1,147	-	1,147	99	9.45%
19	Personnel Vacancy Savings	-	-	(109,137)	-	-	-	-	-	109,137	-100.00%
	1. Personnel	$ 1,746,236	$ 2,060,866	$ 2,250,450	$ 1,569,736	$ 2,387,553	$ 2,713,789	$ -	$ 2,713,789	$ 463,339	20.59%
20	Travel - Training & Conferences	$ 4,653	$ 5,516	$ 15,006	$ 4,212	$ 5,117	$ 3,532	$ -	$ 3,532	$ (11,474)	-76.46%
21	Memberships and Dues	1,697	2,012	5,400	1,762	1,912	1,762	-	1,762	(3,638)	-67.37%
22	Lease Payments - Motor Vehicles	-	-	-	-	6,217	-	-	-	-	0.00%
23	Hays County Co-Location	122,899	183,476	183,475	-	183,475	183,475	-	183,475	-	0.00%
	2. Contractual Services	$ 129,249	$ 191,004	$ 203,881	$ 5,974	$ 196,721	$ 188,769	$ -	$ 188,769	$ (15,112)	-7.41%
24	Uniforms (Buy)	$ 3,963	$ 7,320	$ 6,030	$ 4,219	$ 5,321	$ 679	$ -	$ 679	$ (5,351)	-88.74%
25	General Office Supplies	2,945	6,626	12,921	679	3,850	679	-	679	(12,242)	-94.74%
26	Supplies - CAECD	1,978	1,273	2,000	(2,000)	-	2,000	-	2,000	-	0.00%
27	Medical Supplies	890	1,013	1,524	415	415	524	-	524	(1,000)	-65.60%
28	Miscellaneous Supplies	-	-	-	575	575	-	-	-	-	0.00%
29	Computer Hardware	797	-	-	-	-	-	-	-	-	0.00%
30	Fuel	28	81	-	9	-	-	-	-	-	0.00%
	3. Commodities	$ 10,601	$ 16,313	$ 22,476	$ 3,898	$ 10,161	$ 3,883	$ -	$ 3,883	$ (18,593)	-82.72%
31	Communication Equipment	$ -	$ 24,000	$ -	$ -	$ -	$ -		$ -	$ -	0.00%
	6. Non-CIP Capital Outlay	$ -	$ 24,000	$ -	$ -	$ -	$ -	$ -	$ -	$ -	0.00%
	Total Emergency Communications Bureau (ECB)	$ 1,886,086	$ 2,292,182	$ 2,476,808	$ 1,579,608	$ 2,594,435	$ 2,906,441	$ -	$ 2,906,441	$ 429,634	17.35%

EXPENDITURES:

Line No.	RECORDS BUREAU (RB)										
1	Regular Full Time Wages	$ 366,908	$ 417,081	$ 473,053	$ 216,196	$ 254,149	$ 359,480	$ -	$ 359,480	$ (113,573)	-24.01%
2	Temporary/Seasonal Wages	-	-	-	5,213	5,213	-	-	-	-	0.00%
3	Overtime Wages	6,865	18,065	3,655	2,729	3,611	3,700	-	3,700	45	1.23%
4	Leave Buy Back Program	-	6,151	-	-	-	-	-	-	-	0.00%
5	GWI/Merit Increase	-	-	16,387	-	-	-	-	-	(16,387)	-100.00%
6	Longevity Pay	4,710	5,280	4,380	2,625	2,625	2,595	-	2,595	(1,785)	-40.75%
7	Language Incentive	2,715	2,707	2,700	359	718	-	-	-	(2,700)	-100.00%
8	Health Insurance Deductible	7,667	8,250	8,000	5,000	5,000	-	-	-	(8,000)	-100.00%
9	FICA/Social Security	28,134	33,318	38,313	17,026	27,116	27,982	-	27,982	(10,331)	-26.96%
10	State Unemployment Taxes	936	566	936	937	702	702	-	702	(234)	-25.00%
11	Retirement - TMRS	50,614	63,655	74,071	32,454	51,748	54,976	-	54,976	(19,095)	-25.78%
12	Health Insurance	73,512	87,119	115,915	43,985	71,000	103,182	-	103,182	(12,733)	-10.98%
13	Dental Insurance	2,926	3,604	5,345	1,860	3,026	3,983	-	3,983	(1,362)	-25.48%
14	Life Insurance	2,438	1,333	3,379	448	738	2,568	-	2,568	(811)	-24.00%
15	ST/LT Disability Insurance	2,235	1,745	2,903	799	-	2,207	-	2,207	(696)	-23.98%
16	Vision Insurance	584	692	942	345	-	673	-	673	(269)	-28.56%
17	AD&D	240	196	338	36	72	257	-	257	(81)	-23.96%
18	Personnel Vacancy Savings	-	-	(35,068)	-	-	-	-	-	35,068	-100.00%
	1. Personnel	$ 550,484	$ 649,763	$ 715,249	$ 330,013	$ 425,718	$ 562,305	$ -	$ 562,305	$ (152,944)	-21.38%
19	Travel - Training & Conferences	$ 3,885	$ 5,569	$ 4,775	$ 100	$ 100	$ 500	$ -	$ 500	$ (4,275)	-89.53%
20	Subscription and Books	-	-	200	-	-	-	-	-	(200)	-100.00%
21	Cell Phones/Pagers	197	-	-	-	-	-	-	-	-	0.00%
	2. Contractual Services	$ 4,082	$ 5,569	$ 4,975	$ 100	$ 100	$ 500	$ -	$ 500	$ (4,475)	-89.95%
22	Uniforms (Buy)	$ -	$ 2,511	$ 450	$ -	$ -	$ 450	$ -	$ 450	$ -	0.00%
23	General Office Supplies	3,418	6,161	5,471	513	1,864	1,000	-	1,000	(4,471)	-81.72%

City of Kyle, Texas
Fund Summary Budget Status Report
GENERAL FUND (1100)

		Actual 2023-24	Actual 2024-25	Approved Budget 2025-26	Year to Date w/Encumbrance 5/31/2026	Current Year Estimate 2025-26	ICM Proposed Base Budget 2026-27	Supplemental Budget 2026-27	ICM Proposed Budget 2026-27	Proposed $ Increase (Decrease) From FY 2025-26 Approved Budget	Proposed % Increase (Decrease) From FY 2025-26 Approved Budget
24	Medical Supplies	436	379	485	208	208	300	-	300	(185)	-38.14%
25	Miscellaneous Occasions Supplies	-	-	2,000	-	-	-	-	-	(2,000)	-100.00%
26	Food/Meals	202	191	750	-	91	-	-	-	(750)	-100.00%
27	Computer Hardware	5,917	255	-	-	-	-	-	-	-	0.00%
	3. Commodities	$ 9,974	$ 9,497	$ 9,156	$ 721	$ 2,163	$ 1,750	$ -	$ 1,750	$ (7,406)	-80.89%
	Total Records Bureau (RB)	$ 564,539	$ 664,829	$ 729,380	$ 330,833	$ 427,981	$ 564,555	$ -	$ 564,555	$ (164,825)	-22.60%

EXPENDITURES:

Line No. **ESB - PROFESSIONAL STANDARDS & COMMUNITY ENGAGEMENT DIVIS**

1	Regular Full Time Wages	$ 409,291	$ 474,288	$ 462,458	$ 372,604	$ 581,032	$ 563,458	$ -	$ 563,458	$ 101,000	21.84%
2	Overtime Wages	18,643	32,737	4,250	24,476	34,082	32,750	-	32,750	28,500	670.59%
3	Leave Buy Back Program	-	34,516	-	67,410	67,410	-	-	-	-	0.00%
4	Longevity Pay	11,194	10,998	11,170	11,778	11,778	14,715	-	14,715	3,545	31.74%
5	Language Incentive	-	-	1,950	-	-	-	-	-	(1,950)	-100.00%
6	Certification Incentive	6,303	3,696	6,380	2,378	3,576	7,800	-	7,800	1,420	22.26%
7	Education Incentive	-	-	575	140	42	-	-	-	(575)	-100.00%
8	Health Insurance Deductible	4,330	4,330	4,340	4,219	4,219	-	-	-	(4,340)	-100.00%
9	FICA/Social Security	33,217	40,664	37,296	35,186	54,600	47,332	-	47,332	10,036	26.91%
10	State Unemployment Taxes	507	269	508	726	536	585	-	585	77	15.16%
11	Retirement - TMRS	59,130	77,182	72,106	70,723	110,468	92,994	-	92,994	20,888	28.97%
12	Health Insurance	47,121	55,811	84,020	38,743	61,060	85,985	-	85,985	1,965	2.34%
13	Dental Insurance	1,817	2,176	2,900	1,571	2,478	3,319	-	3,319	419	14.45%
14	Life Insurance	2,331	1,274	2,851	659	1,048	3,240	-	3,240	389	13.64%
15	ST/LT Disability Insurance	2,249	1,805	2,488	1,122	1,784	3,042	-	3,042	554	22.27%
16	Vision Insurance	381	410	511	272	432	561	-	561	50	9.78%
17	AD&D	234	224	285	45	90	324	-	324	39	13.68%
18	Personnel Vacancy Savings	-	-	(32,794)	-	-	-	-	-	32,794	-100.00%
	1. Personnel	$ 596,748	$ 740,382	$ 661,294	$ 632,053	$ 934,635	$ 856,105	$ -	$ 856,105	$ 194,811	29.46%
19	Travel - Training & Conferences	$ 3,129	$ 7,286	$ 3,069	$ 3,304	$ 3,210	$ 3,069	$ -	$ 3,069	$ (0)	-0.01%
20	Memberships and Dues	-	85	250	100	-	100	-	100	(150)	-60.00%
21	Subscription and Books	-	-	100	-	-	-	-	-	(100)	-100.00%
22	Radio Service/Lease	-	-	3,750	-	-	3,750	-	3,750	-	0.00%
23	Lease Payments - Motor Vehicles	-	15,874	89,204	29,762	42,401	30,000		30,000	(59,204)	-66.37%
24	Advertising	110	-	-	-	-	-	-	-	-	0.00%
	2. Contractual Services	$ 3,239	$ 23,244	$ 96,373	$ 33,167	$ 45,611	$ 36,919	$ -	$ 36,919	$ (59,454)	-61.69%
25	Uniforms (Buy)	$ 5,213	$ 6,020	$ 1,800	$ 757	$ 757	$ 800	$ -	$ 800	$ (1,000)	-55.56%
26	General Office Supplies	12,015	15,045	1,600	1,333	1,352	1,600	-	1,600	-	0.00%
27	Safety Signs and Barricades	-	193,500	-	-	-	-	-	-	-	0.00%
28	Medical Supplies	360	222	312	115	115	200	-	200	(112)	-35.92%
29	Food/Meals	555	-	-	-	-	-	-	-	-	0.00%
30	Computer Hardware	6,889	-	-	-	-	-	-	-	-	0.00%
31	Other Operational Equipment	-	110	1,815	419	419	500	-	500	(1,315)	-72.46%
32	Citizens on Patrol Support Costs	17,073	34,130	40,000	13,707	15,564	40,000	-	40,000	-	0.00%
33	Fuel	4,874	4,793	7,146	2,365	5,159	2,646	-	2,646	(4,500)	-62.98%
	3. Commodities	$ 46,979	$ 253,819	$ 52,672	$ 18,696	$ 23,366	$ 45,745	$ -	$ 45,745	$ (6,927)	-13.15%
34	Light Equipment	$ -	$ 5,000	$ -	$ -	$ -	$ -	$ -	$ -	$ -	0.00%
35	Motor Vehicles	12,357	-	-	-	-	-	-	-	-	0.00%
	6. Non-CIP Capital Outlay	$ 12,357	$ 5,000	$ -	$ -	$ -	$ -	$ -	$ -	$ -	0.00%
	Total ESB - Prof Standards & Comm Engagement Div	$ 659,323	$ 1,022,445	$ 810,340	$ 683,915	$ 1,003,612	$ 938,769	$ -	$ 938,769	$ 128,430	15.85%

City of Kyle, Texas
Fund Summary Budget Status Report
GENERAL FUND (1100)

Line No.		Actual 2023-24	Actual 2024-25	Approved Budget 2025-26	Year to Date w/Encumbrance 5/31/2026	Current Year Estimate 2025-26	ICM Proposed Base Budget 2026-27	Supplemental Budget 2026-27	ICM Proposed Budget 2026-27	Proposed $ Increase (Decrease) From FY 2025-26 Approved Budget	Proposed % Increase (Decrease) From FY 2025-26 Approved Budget
EXPENDITURES:											
Line No.	**ESB - TRAINING & MENTAL HEALTH**										
1	Regular Full Time Wages	$ 403,349	$ 546,915	$ 497,205	$ 354,478	$ 532,379	$ 518,980	$ -	$ 518,980	$ 21,775	4.38%
2	Overtime Wages	34,683	39,510	4,250	36,202	49,356	48,500	-	48,500	44,250	1041.18%
3	Leave Buy Back Program	-	14,622	-	41,186	41,186	-	-	-	-	0.00%
4	GWI/Merit Increase	-	-	6,791	-	-	-	-	-	(6,791)	-100.00%
5	Longevity Pay	7,827	9,183	9,550	10,428	10,428	9,435	-	9,435	(115)	-1.20%
6	Certification Incentive	3,569	3,670	3,245	1,688	2,856	3,120	-	3,120	(125)	-3.85%
7	Education Incentive	5	28	558	43	42	-	-	-	(558)	-100.00%
8	Health Insurance Deductible	4,913	6,330	5,830	8,163	7,330	-	-	-	(5,830)	-100.00%
9	FICA/Social Security	32,835	45,420	39,960	33,041	53,524	44,373	-	44,373	4,414	11.04%
10	State Unemployment Taxes	568	325	683	1,211	766	702	-	702	20	2.86%
11	Retirement - TMRS	59,717	87,274	77,256	65,076	105,168	87,179	-	87,179	9,923	12.84%
12	Health Insurance	69,882	95,642	88,142	60,287	93,102	103,182	-	103,182	15,040	17.06%
13	Dental Insurance	2,339	3,505	3,895	2,194	3,446	3,983	-	3,983	88	2.26%
14	Life Insurance	2,718	1,662	3,401	751	1,200	3,403	-	3,403	2	0.06%
15	ST/LT Disability Insurance	2,476	2,275	3,001	1,269	2,018	3,060	-	3,060	59	1.97%
16	Vision Insurance	482	680	687	400	636	673	-	673	(14)	-2.04%
17	AD&D	270	290	341	60	120	340	-	340	(1)	-0.15%
18	Personnel Vacancy Savings	-	-	(32,885)	-	-	-	-	-	32,885	-100.00%
	1. Personnel	$ 625,633	$ 857,330	$ 711,909	$ 616,476	$ 903,557	$ 826,930	$ -	$ 826,930	$ 115,021	16.16%
19	Travel - Training & Conferences	$ 8,772	$ 12,030	$ 4,434	$ 3,810	$ 3,919	$ 3,000	$ -	$ 3,000	$ (1,434)	-32.33%
20	Memberships and Dues	85	65	200	138	138	138	-	138	(62)	-31.00%
21	Radio Service/Lease	-	-	3,000	-	-	3,000	-	3,000	-	0.00%
22	Lease Payments - Motor Vehicles	-	450	79,462	18,557	35,000	35,000		35,000	(44,462)	-55.95%
	2. Contractual Services	$ 8,857	$ 12,545	$ 87,096	$ 22,504	$ 39,057	$ 41,138	$ -	$ 41,138	$ (45,958)	-52.77%
23	Uniforms (Buy)	$ 9,742	$ 5,586	$ 3,200	$ 2,420	$ 3,099	$ 2,500	$ -	$ 2,500	$ (700)	-21.88%
24	General Office Supplies	4,056	3,401	3,918	431	484	500	-	500	(3,418)	-87.25%
25	Medical Supplies	600	228	450	115	115	250	-	250	(200)	-44.41%
26	Training Supplies	-	190	-	-	-	-	-	-	-	0.00%
27	Food/Meals	-	11	-	-	-	-	-	-	-	0.00%
28	Miscellaneous Supplies	-	-	500	525	525	500	-	500	-	0.00%
29	Computer Hardware	231	-	-	-	-	-	-	-	-	0.00%
30	Computer Software	10,040	-	-	-	-	-	-	-	-	0.00%
31	Instruments/Apparatus	-	735	2,500	-	-	-	-	-	(2,500)	-100.00%
32	Fuel	9,299	7,863	7,146	2,395	5,227	7,146	-	7,146	0	0.01%
	3. Commodities	$ 33,968	$ 18,013	$ 17,714	$ 5,886	$ 9,450	$ 10,896	$ -	$ 10,896	$ (6,818)	-38.49%
33	Computer Equipment	$ 58,235	$ -	$ 3,756	$ 13	$ 13	$ -	$ -	$ -	$ (3,756)	-100.00%
34	Motor Vehicles	30,674	-	-	-	-	-	-	-	-	0.00%
	6. Non-CIP Capital Outlay	$ 88,909	$ -	$ 3,756	$ 13	$ 13	$ -	$ -	$ -	$ (3,756)	-100.00%
	Total ESB - Training & Mental Health	$ 757,367	$ 887,889	$ 820,474	$ 644,879	$ 952,077	$ 878,964	$ -	$ 878,964	$ 58,490	7.13%

City of Kyle, Texas
Fund Summary Budget Status Report
GENERAL FUND (1100)

Line No.		Actual 2023-24	Actual 2024-25	Approved Budget 2025-26	Year to Date w/Encumbrance 5/31/2026	Current Year Estimate 2025-26	ICM Proposed Base Budget 2026-27	Supplemental Budget 2026-27	ICM Proposed Budget 2026-27	Proposed $ Increase (Decrease) From FY 2025-26 Approved Budget	Proposed % Increase (Decrease) From FY 2025-26 Approved Budget
EXPENDITURES:											
Line No.	**ESB - NEIGHBORHOOD SERVICES - ANIMAL CONTROL**										
1	Regular Full Time Wages	$ 296,734	$ 252,360	$ -	$ 30,950	$ -	$ -	$ -	$ -	$ -	0.00%
2	Overtime Wages	15,777	7,004	-	2,359	-	-	-	-	-	0.00%
3	Leave Buy Back Program	-	11,854	-	8,584	-	-	-	-	-	0.00%
4	Longevity Pay	5,684	4,793	-	1,239	-	-	-	-	-	0.00%
5	Certification Incentive	1,318	557	-	281	-	-	-	-	-	0.00%
6	Education Incentive	5	28	-	44	-	-	-	-	-	0.00%
7	Health Insurance Deductible	5,257	4,507	-	340	-	-	-	-	-	0.00%
8	FICA/Social Security	23,931	20,541	-	3,121	-	-	-	-	-	0.00%
9	State Unemployment Taxes	615	358	-	58	-	-	-	-	-	0.00%
10	Retirement - TMRS	42,427	39,131	-	6,357	-	-	-	-	-	0.00%
11	Health Insurance	55,895	56,574	-	3,776	-	-	-	-	-	0.00%
12	Dental Insurance	2,160	2,109	-	114	-	-	-	-	-	0.00%
13	Life Insurance	1,956	811	-	46	-	-	-	-	-	0.00%
14	ST/LT Disability Insurance	1,816	1,087	-	83	-	-	-	-	-	0.00%
15	Vision Insurance	459	404	-	19	-	-	-	-	-	0.00%
16	AD&D	194	137	-	4	-	-	-	-	-	0.00%
	1. Personnel	$ 454,226	$ 402,255	$ -	$ 57,375	$ -	$ -	$ -	$ -	$ -	0.00%
17	Travel - Training & Conferences	$ 2,925	$ 1,920	$ -	$ -	$ -	$ -	$ -	$ -	$ -	0.00%
18	Memberships and Dues	300	75	-	-	-	-	-	-	-	0.00%
19	Cell Phones/Pagers	201	-	-	-	-	-	-	-	-	0.00%
20	Lease Payments - Motor Vehicles	45,510	44,834	-	3,983	-	-	-	-	-	0.00%
21	Veterinarian Services	1,829	4,054	-	-	-	-	-	-	-	0.00%
22	SM-Hays Co Animal Control	231,003	382,571	-	-	-	-	-	-	-	0.00%
23	Trap, Neuter, Vaccinate, and Return Program	4,974	9,996	-	-	-	-	-	-	-	0.00%
	2. Contractual Services	$ 286,742	$ 443,451	$ -	$ 3,983	$ -	$ -	$ -	$ -	$ -	0.00%
24	Uniforms (Buy)	$ 5,789	$ 4,190	$ -	$ 2	$ -	$ -	$ -	$ -	$ -	0.00%
25	General Office Supplies	2,323	1,333	-	49	-	-	-	-	-	0.00%
26	Medical Supplies	376	228	-	-	-	-	-	-	-	0.00%
27	Food/Meals	21	-	-	-	-	-	-	-	-	0.00%
28	Computer Hardware	1,393	-	-	-	-	-	-	-	-	0.00%
29	Animal Control Devices/Supply	7,774	13,475	-	-	-	-	-	-	-	0.00%
30	Fuel	11,828	9,060	-	-	-	-	-	-	-	0.00%
	3. Commodities	$ 29,503	$ 28,286	$ -	$ 51	$ -	$ -	$ -	$ -	$ -	0.00%
	Total ESB - Neighborhood Srvs - Animal Control	$ 770,472	$ 873,991	$ -	$ 61,408	$ -	$ -	$ -	$ -	$ -	0.00%
EXPENDITURES:											
Line No.	**EMERGENCY MANAGEMENT**										
1	Regular Full Time Wages	$ 78,369	$ 105,429	$ 140,719	$ 70,200	$ 107,570	$ 109,762	$ -	$ 109,762	$ (30,957)	-22.00%
2	GWI/Merit Increase	-	-	3,675	-	-	-	-	-	(3,675)	-100.00%
3	Longevity Pay	300	-	255	255	255	435	-	435	180	70.59%
4	Health Insurance Deductible	1,583	1,000	1,500	1,000	1,000	-	-	-	(1,500)	-100.00%
5	FICA/Social Security	5,958	7,912	11,066	5,320	8,096	8,430	-	8,430	(2,636)	-23.82%
6	State Unemployment Taxes	234	63	176	171	126	117	-	117	(59)	-33.33%
7	Retirement - TMRS	10,442	14,938	21,773	10,332	15,718	16,563	-	16,563	(5,210)	-23.93%
8	Health Insurance	9,390	15,857	29,229	10,820	17,066	17,197	-	17,197	(12,032)	-41.16%
9	Dental Insurance	324	530	1,002	363	574	664	-	664	(338)	-33.73%
10	Life Insurance	449	347	970	157	250	720	-	720	(250)	-25.73%
11	ST/LT Disability Insurance	442	464	866	261	416	674	-	674	(192)	-22.13%
12	Vision Insurance	73	104	177	66	106	112	-	112	(65)	-36.72%
13	AD&D	45	58	97	11	22	72	-	72	(25)	-25.77%
14	Personnel Vacancy Savings	-	-	(7,441)	-	-	-	-	-	7,441	-100.00%
	1. Personnel	$ 107,610	$ 146,703	$ 204,062	$ 98,956	$ 151,199	$ 154,746	$ -	$ 154,746	$ (49,316)	-24.17%

City of Kyle, Texas
Fund Summary Budget Status Report
GENERAL FUND (1100)

		Actual 2023-24	Actual 2024-25	Approved Budget 2025-26	Year to Date w/Encumbrance 5/31/2026	Current Year Estimate 2025-26	ICM Proposed Base Budget 2026-27	Supplemental Budget 2026-27	ICM Proposed Budget 2026-27	Proposed $ Increase (Decrease) From FY 2025-26 Approved Budget	Proposed % Increase (Decrease) From FY 2025-26 Approved Budget
15	Travel - Training & Conferences	$ 2,423	$ 2,346	$ 10,600	$ 1,060	$ 1,060	$ 1,500	$ -	$ 1,500	$ (9,100)	-85.85%
16	Mileage - Reimbursement	480	-	-	-	-	-	-	-	-	0.00%
17	Community/Civic Events	-	36,242	7,425	(4,285)	-	-	-	-	(7,425)	-100.00%
18	Memberships and Dues	199	214	1,330	-	199	-	-	-	(1,330)	-100.00%
19	Wireless Data Services	-	-	540	-	-	-	-	-	(540)	-100.00%
20	Radio Service/Lease	926	360	1,480	280	360	1,480	-	1,480	-	0.00%
21	Lease Payments - Motor Vehicles	2,837	23,374	35,000	15,583	23,384	23,500	-	23,500	(11,500)	-32.86%
22	Motor Vehicle Repair/Maint	1,667	970	-	-	-	-	-	-	-	0.00%
23	Legal Services	193	-	-	-	-	-	-	-	-	0.00%
24	Outside Printing	1,626	31	2,000	-	-	-	-	-	(2,000)	-100.00%
25	Delivery/Courier Service	28	-	-	-	-	-	-	-	-	0.00%
26	Services- Accreditation Funding	-	-	3,500	-	-	-				
27	Services - Community Lockbox Program	-	7,616	10,000	-	-	10,000	-	10,000	-	0.00%
	2. Contractual Services	$ 10,379	$ 71,154	$ 71,875	$ 12,638	$ 25,003	$ 36,480	$ -	$ 36,480	$ (35,395)	-49.25%
28	Uniforms (Buy)	$ 2,741	$ 731	$ 1,000	$ 102	$ 102	$ 500	$ -	$ 500	$ (500)	-50.00%
29	General Office Supplies	1,598	3,164	3,400	1,818	2,183	500	-	500	(2,900)	-85.29%
30	Medical Supplies	-	29	-	23	23	-	-	-	-	0.00%
31	Food/Meals	-	88	-	-	-	-	-	-	-	0.00%
32	Miscellaneous Supplies	70,789	55,981	65,000	36,641	39,634	3,000		3,000	(62,000)	-95.38%
33	Communication Equipment	577	-	750	-	-	-	-	-	(750)	-100.00%
34	Fuel	-	408	-	1,039	1,797	-	-	-	-	0.00%
	3. Commodities	$ 75,705	$ 60,401	$ 70,150	$ 39,623	$ 43,739	$ 4,000	$ -	$ 4,000	$ (66,150)	-94.30%
	Total Emergency Management	$ 193,694	$ 278,257	$ 346,087	$ 151,217	$ 219,941	$ 195,226	$ -	$ 195,226	$ (150,861)	-43.59%
	Total Combined Police Department	$ 17,572,973	$ 21,290,545	$ 20,320,039	$ 14,381,250	$ 21,565,572	$ 21,948,238	$ -	$ 21,948,238	$ 1,707,199	8.40%
	Total Combined Police Department w/o Transfers	$ 17,550,473	$ 21,259,562	$ 20,320,039	$ 14,381,250	$ 21,565,572	$ 21,948,238	$ -	$ 21,948,238	$ 1,707,199	8.40%

City of Kyle, Texas
Fund Summary Budget Status Report
GENERAL FUND (1100)

Line No.		Actual 2023-24	Actual 2024-25	Approved Budget 2025-26	Year to Date w/Encumbrance 5/31/2026	Current Year Estimate 2025-26	ICM Proposed Base Budget 2026-27	Supplemental Budget 2026-27	ICM Proposed Budget 2026-27	Proposed $ Increase (Decrease) From FY 2025-26 Approved Budget	Proposed % Increase (Decrease) From FY 2025-26 Approved Budget
EXPENDITURES:											
Line No.	**COUNCIL INITIATED PROGRAMS**										
1	Mental Health / Behavioral Advisory Program	$ -	$ 55,039	$ -	$ -	$ -	$ -	$ -	$ -	$ -	0.00%
2	Rain Barrel Program	3,384	100	-	-	-	-	-	-	-	0.00%
3	1st Year On Us Program	-	5,353	-	-	-	-	-	-	-	0.00%
4	Quality of Life Study	-	16,487	-	-	-	-	-	-	-	0.00%
5	Services - Public Transportation (UBER Program)	579,133	940,923	-	16,475	-	-	-	-	-	0.00%
6	Services - Hays Co Food Bank	-	15,000	-	-	-	-	-	-	-	0.00%
	2. Contractual Services	$ 582,517	$ 1,032,902	$ -	$ 16,475	$ -	$ -	$ -	$ -	$ -	0.00%
	Total Council Initiated Programs	$ 582,517	$ 1,032,902	$ -	$ 16,475	$ -	$ -	$ -	$ -	$ -	0.00%

City of Kyle, Texas
Fund Summary Budget Status Report
GENERAL FUND (1100)

EXPENDITURES:

Line No.	TRANSPORTATION & PUBLIC WORKS ADMINISTRATION	Actual 2023-24	Actual 2024-25	Approved Budget 2025-26	Year to Date w/Encumbrance 5/31/2026	Current Year Estimate 2025-26	ICM Proposed Base Budget 2026-27	Supplemental Budget 2026-27	ICM Proposed Budget 2026-27	Proposed $ Increase (Decrease) From FY 2025-26 Approved Budget	Proposed % Increase (Decrease) From FY 2025-26 Approved Budget
1	Regular Full Time Wages	$ -	$ 3,771	$ 565,566	$ 301,426	$ 415,727	$ 482,389	$ -	$ 482,389	$ (83,177)	-14.71%
2	Overtime Wages	-	-	1,700	177	326	250	-	250	(1,450)	-85.29%
3	Leave Buy Back Program	-	-	-	10,200	10,200	-	-	-	-	0.00%
4	GWI/Merit Increase	-	-	19,592	-	-	-	-	-	(19,592)	-100.00%
5	Longevity Pay	-	-	2,280	540	540	2,640	-	2,640	360	15.79%
6	Car Allowance	-	48	10,500	3,875	5,904	10,500	-	10,500	-	0.00%
7	Health Insurance Deductible	-	-	4,000	3,000	3,000	-	-	-	(4,000)	-100.00%
8	FICA/Social Security	-	292	45,895	21,488	31,850	37,927	-	37,927	(7,968)	-17.36%
9	State Unemployment Taxes	-	-	468	513	378	351	-	351	(117)	-25.00%
10	Retirement - TMRS	-	557	88,731	46,779	71,832	74,516	-	74,516	(14,215)	-16.02%
11	Health Insurance	-	363	47,130	27,926	44,062	51,591	-	51,591	4,461	9.47%
12	Dental Insurance	-	14	2,673	1,021	1,622	1,992	-	1,992	(681)	-25.48%
13	Life Insurance	-	6	1,476	390	624	1,080	-	1,080	(396)	-26.83%
14	ST/LT Disability Insurance	-	10	1,391	705	1,124	1,050	-	1,050	(341)	-24.51%
15	Vision Insurance	-	3	471	192	306	336	-	336	(135)	-28.66%
16	AD&D	-	1	148	28	56	108	-	108	(40)	-27.03%
17	Personnel Vacancy Savings	-	-	(37,366)	-	-	-	-	-	37,366	-100.00%
	1. Personnel	$ -	$ 5,065	$ 754,655	$ 418,260	$ 587,551	$ 664,730	$ -	$ 664,730	$ (89,925)	-11.92%
18	Travel - Training & Conferences	$ -	$ -	$ 5,625	$ -	$ -	$ -	$ -	$ -	$ (5,625)	-100.00%
19	Memberships and Dues	-	-	1,000	-	-	-	-	-	(1,000)	-100.00%
20	Subscription and Books	-	-	1,000	-	-	-	-	-	(1,000)	-100.00%
21	Lease Payments - Motor Vehicles	-	-	12,220	-	-	-	-	-	(12,220)	-100.00%
22	Motor Vehicle Repair/Maint	-	-	1,600	-	-	-	-	-	(1,600)	-100.00%
23	Office Equipment Rental	-	-	2,500	-	-	-	-	-	(2,500)	-100.00%
24	Services - Public Transportation (UBER Program)	-	-	875,950	577,640	1,007,149	727,650	-	727,650	(148,300)	-16.93%
	2. Contractual Services	$ -	$ -	$ 899,895	$ 577,640	$ 1,007,149	$ 727,650	$ -	$ 727,650	$ (172,245)	-19.14%
25	Uniforms (Buy)	$ -	$ 2,072	$ 2,880	$ -	$ 2,137	$ 2,880	$ -	$ 2,880	$ -	0.00%
26	General Office Supplies	-	-	4,000	213	213	500	-	500	(3,500)	-87.50%
27	Medical Supplies	-	-	250	-	-	-	-	-	(250)	-100.00%
28	Miscellaneous Occasions Supplies	-	-	6,100	-	-	-	-	-	(6,100)	-100.00%
29	Food/Meals	-	-	2,250	-	155	-	-	-	(2,250)	-100.00%
30	Miscellaneous Supplies	-	-	1,500	-	649	-	-	-	(1,500)	-100.00%
31	Office Equipment	-	-	5,000	-	-	-	-	-	(5,000)	-100.00%
32	Fuel	-	-	540	-	-	-	-	-	(540)	-100.00%
	3. Commodities	$ -	$ 2,072	$ 22,520	$ 213	$ 3,154	$ 3,380	$ -	3,380	$ (19,140)	-84.99%
	Total Transportation & Public Works Administration	$ -	$ 7,137	$ 1,677,070	$ 996,114	$ 1,597,854	$ 1,395,760	$ -	$ 1,395,760	$ (281,310)	-16.77%

EXPENDITURES:

Line No.	INSPECTIONS										
1	Regular Full Time Wages	$ -	$ 5,313	$ 795,147	$ 427,110	$ 654,222	$ 800,226	$ -	$ 800,226	$ 5,079	0.64%
2	Overtime Wages	-	188	11,050	20,250	26,495	27,100	-	27,100	16,050	145.25%
3	Leave Buy Back Program	-	-	-	36,288	36,288	-	-	-	-	0.00%
4	GWI/Merit Increase	-	-	27,545	-	-	-	-	-	(27,545)	-100.00%
5	Longevity Pay	-	-	13,455	12,990	12,990	15,915	-	15,915	2,460	18.28%
6	Certification Incentive	-	-	5,850	-	-	7,800	-	7,800	1,950	33.33%
7	Health Insurance Deductible	-	-	9,000	8,000	8,000	-	-	-	(9,000)	-100.00%
8	FICA/Social Security	-	415	64,413	37,789	59,660	63,032	-	63,032	(1,381)	-2.14%
9	State Unemployment Taxes	-	-	1,053	1,368	1,008	1,053	-	1,053	-	0.00%
10	Retirement - TMRS	-	803	124,531	73,484	115,802	123,838	-	123,838	(693)	-0.56%
11	Health Insurance	-	940	129,024	68,371	108,444	154,772	-	154,772	25,748	19.96%
12	Dental Insurance	-	35	6,014	2,588	4,106	5,975	-	5,975	(39)	-0.65%
13	Life Insurance	-	14	3,240	982	1,562	3,240	-	3,240	-	0.00%
14	ST/LT Disability Insurance	-	22	3,150	1,639	2,602	3,150	-	3,150	-	0.00%
15	Vision Insurance	-	7	1,060	490	782	1,009	-	1,009	(51)	-4.81%
16	AD&D	-	3	324	67	134	324	-	324	-	0.00%
17	Personnel Vacancy Savings	-	-	(55,656)	-	-	-	-	-	55,656	-100.00%
	1. Personnel	$ -	$ 7,741	$ 1,139,200	$ 691,417	$ 1,032,095	$ 1,207,434	$ -	$ 1,207,434	$ 68,234	5.99%

City of Kyle, Texas
Fund Summary Budget Status Report
GENERAL FUND (1100)

		Actual 2023-24	Actual 2024-25	Approved Budget 2025-26	Year to Date w/Encumbrance 5/31/2026	Current Year Estimate 2025-26	ICM Proposed Base Budget 2026-27	Supplemental Budget 2026-27	ICM Proposed Budget 2026-27	Proposed $ Increase (Decrease) From FY 2025-26 Approved Budget	Proposed % Increase (Decrease) From FY 2025-26 Approved Budget
18	Travel - Training & Conferences	$ -	$ -	$ 3,375	$ -	$ -	$ -	$ -	$ -	$ (3,375)	-100.00%
19	Cell Phones/Pagers	-	-	2,580	-	-	-	-	-	(2,580)	-100.00%
20	Lease Payments - Motor Vehicles	-	-	105,000	-	-	-	-	-	(105,000)	-100.00%
21	Motor Vehicle Repair/Maint	-	-	5,000	-	1,219	-	-	-	(5,000)	-100.00%
	2. Contractual Services	$ -	$ -	$ 115,955	$ -	$ 1,219	$ -	$ -	$ -	$ (115,955)	-100.00%
22	Uniforms (Buy)	$ -	$ -	$ 6,480	$ 3,196	$ 5,102	$ 2,340	$ -	$ 2,340	$ (4,140)	-63.89%
23	General Office Supplies	-	-	6,000	433	484	1,100	-	1,100	(4,900)	-81.67%
24	Minor Tools/Instruments	-	-	-	221	221	-	-	-	-	0.00%
25	Miscellaneous Occasions Supplies	-	-	-	57	57	-	-	-	-	0.00%
26	Office Furniture (<$5K)	-	-	3,750	-	-	-	-	-	(3,750)	-100.00%
27	Computer Hardware	-	-	-	2,434	2,434	-	-	-	-	0.00%
28	Other Field Equipment	-	-	-	288	288	-	-	-	-	0.00%
29	Fuel	-	-	12,500	-	-	-	-	-	(12,500)	-100.00%
	3. Commodities	$ -	$ -	$ 28,730	$ 6,629	$ 8,586	$ 3,440	$ -	3,440	$ (25,290)	-88.03%
	Total Inspections	$ -	$ 7,741	$ 1,283,885	$ 698,046	$ 1,041,900	$ 1,210,874	$ -	$ 1,210,874	$ (73,011)	-5.69%

EXPENDITURES:

Line No.	**STREET MAINTENANCE**										
1	Regular Full Time Wages	$ 796,815	$ 1,028,546	$ 671,716	$ 496,492	$ 607,833	$ 646,563	$ -	$ 646,563	$ (25,153)	-3.74%
2	Overtime Wages	30,872	31,059	23,800	16,500	21,449	22,000	-	22,000	(1,800)	-7.56%
3	On-Call Pay	1,934	1,008	3,000	378	736	3,000	-	3,000	-	0.00%
4	Leave Buy Back Program	-	17,616	-	29,722	29,722	-	-	-	-	0.00%
5	GWI/Merit Increase	-	-	23,269	-	-	-	-	-	(23,269)	-100.00%
6	Longevity Pay	9,201	10,014	10,380	12,712	12,712	11,145	-	11,145	765	7.37%
7	Car Allowance	-	3,729	-	1,947	-	-	-	-	-	0.00%
8	Certification Incentive	490	804	-	714	-	-	-	-	-	0.00%
9	Health Insurance Deductible	14,120	14,898	12,000	12,850	12,850	-	-	-	(12,000)	-100.00%
10	FICA/Social Security	62,808	81,991	56,332	41,626	74,334	52,227	-	52,227	(4,105)	-7.29%
11	State Unemployment Taxes	1,702	863	1,404	2,198	1,620	1,287	-	1,287	(117)	-8.33%
12	Retirement - TMRS	111,485	155,252	108,908	81,322	144,952	102,611	-	102,611	(6,297)	-5.78%
13	Health Insurance	138,866	186,952	154,453	101,666	181,954	189,166	-	189,166	34,713	22.47%
14	Dental Insurance	5,903	7,612	8,018	3,861	6,956	7,303	-	7,303	(715)	-8.92%
15	Life Insurance	5,282	3,124	4,802	1,077	1,926	4,622	-	4,622	(180)	-3.75%
16	ST/LT Disability Insurance	4,841	4,254	4,122	1,907	3,396	3,969	-	3,969	(153)	-3.71%
17	Vision Insurance	1,263	1,495	1,413	726	1,312	1,234	-	1,234	(179)	-12.67%
18	AD&D	527	538	480	90	180	462	-	462	(18)	-3.75%
19	Personnel Vacancy Savings	-	-	(49,570)	-	-	-	-	-	49,570	-100.00%
	1. Personnel	$ 1,186,109	$ 1,549,756	$ 1,034,527	$ 805,789	$ 1,101,932	$ 1,045,589	$ -	$ 1,045,589	$ 11,062	1.07%
20	Travel - City Business	$ -	$ -	$ -	$ 529	$ 529	$ -	$ -	$ -	$ -	0.00%
21	Travel - Training & Conferences	1,955	4,245	10,500	4,463	5,871	5,659	-	5,659	(4,841)	-46.10%
22	Memberships and Dues	-	-	-	100	100	-	-	-	-	0.00%
23	Light & Power	237,552	261,311	210,000	126,417	229,733	210,000	-	210,000	-	0.00%
24	Cell Phones/Pagers	302	-	2,000	-	-	-	-	-	(2,000)	-100.00%
25	Water/Sewer/Trash	5,662	13,875	6,000	10,022	15,164	6,000	-	6,000	-	0.00%
26	Radio Service/Lease	2,643	2,167	2,580	1,733	2,889	2,580	-	2,580	-	0.00%
27	Electrical Repairs	20,403	57,241	77,000	14,520	10,060	60,000	-	60,000	(17,000)	-22.08%
28	Light Equipment Rental	-	-	-	618	618	-	-	-	-	0.00%
29	Motor Vehicle Rental	-	227	-	-	-	-	-	-	-	0.00%
30	Trucks/Heavy Equip Rental	3,528	1,713	8,000	4,017	4,017	6,000	-	6,000	(2,000)	-25.00%
31	Lease Payments - Motor Vehicles	33,729	16,977	103,995	82,049	119,520	103,995	-	103,995	-	0.00%

City of Kyle, Texas
Fund Summary Budget Status Report
GENERAL FUND (1100)

		Actual 2023-24	Actual 2024-25	Approved Budget 2025-26	Year to Date w/Encumbrance 5/31/2026	Current Year Estimate 2025-26	ICM Proposed Base Budget 2026-27	Supplemental Budget 2026-27	ICM Proposed Budget 2026-27	Proposed $ Increase (Decrease) From FY 2025-26 Approved Budget	Proposed % Increase (Decrease) From FY 2025-26 Approved Budget
32	Motor Vehicle Repair/Maint	14,362	31,941	22,000	11,238	18,683	22,000	-	22,000	-	0.00%
33	Repair/Maintenance - Minor	-	594	-	772	838	-	-	-	-	0.00%
34	Trailers/Light Vehicles M & R	-	1,853	-	1,678	1,753	-	-	-	-	0.00%
35	Truck/Heavy Equipment Repair	24,088	31,159	30,000	6,602	7,996	30,000	-	30,000	-	0.00%
36	Machine Tools Maint/Repair	2,600	1,874	2,000	435	435	2,000	-	2,000	-	0.00%
37	Office Equipment Rental	-	-	-	20	201	-	-	-	-	0.00%
38	Legal Services	6,606	-	-	-	-	-	-	-	-	0.00%
39	Other Professional Services	1,447	1,171	2,500	793	793	1,250	-	1,250	(1,250)	-50.00%
40	Public Notices	73	-	-	-	-	-	-	-	-	0.00%
41	Other Contract Services	-	-	25,000	-	-	10,000	-	10,000	(15,000)	-60.00%
42	IT Software/System Fees	37,411	-	-	-	-	-	-	-	-	0.00%
43	Services - Street Repair & Maintenance	4,200	6,500	27,500	6,500	6,500	10,000	-	10,000	(17,500)	-63.64%
44	Services - Employee Recruitment	-	14,000	14,000	-	-	-	-	-	(14,000)	-100.00%
	2. Contractual Services	$ 396,562	$ 446,849	$ 543,075	$ 272,507	$ 425,700	$ 469,484	$ -	$ 469,484	$ (73,591)	-13.55%
45	Uniforms (Buy)	$ 12,627	$ 10,698	$ 9,707	$ 11,889	$ 12,347	$ 9,707		$ 9,707	$ -	0.00%
46	General Office Supplies	1,092	770	800	570	648	800	-	800	-	0.00%
47	Cleaning - Paper Products	18	-	150	-	-	150	-	150	-	0.00%
48	Street Repair Materials	125,512	107,482	145,000	49,173	55,000	100,000	-	100,000	(45,000)	-31.03%
49	Safety Signs and Barricades	12,618	15,591	15,000	2,004	5,000	15,000	-	15,000	-	0.00%
50	Striping/Street Signs/Lt Poles	70,234	73,944	60,000	63,547	75,000	60,000	-	60,000	-	0.00%
51	Building Materials	4,006	3,557	5,000	729	3,500	5,000	-	5,000	-	0.00%
52	Sand and Gravel	2,563	9,839	17,500	-	-	-	-	-	(17,500)	-100.00%
53	Street/Drain/Sidewalk Materials	14,538	9,595	15,000	6,824	8,000	10,000	-	10,000	(5,000)	-33.33%
54	Electrical/Plumbing Supplies	-	481	-	-	-	-	-	-	-	0.00%
55	Fire Prevention Supplies	254	-	500	-	-	-	-	-	(500)	-100.00%
56	Medical Supplies	440	344	600	234	234	600	-	600	-	0.00%
57	Chemicals	123	725	2,500	-	-	1,000	-	1,000	(1,500)	-60.00%
58	Botanical/Landscape	-	-	50	-	-	-	-	-	(50)	-100.00%
59	Minor Tools/Instruments	2,594	2,400	3,000	2,723	2,807	3,000	-	3,000	-	0.00%
60	Miscellaneous Occasions Supplies	653	1,319	700	339	339	700	-	700	-	0.00%
61	Food/Meals	285	1,531	375	1,750	1,750	375	-	375	-	0.00%
62	Miscellaneous Supplies	2,037	3,267	3,000	1,271	1,658	3,000	-	3,000	-	0.00%
63	Office Equipment	195	604	5,000	-	-	1,000	-	1,000	(4,000)	-80.00%
64	Communication Equipment	1,267	147	1,000	-	-	500	-	500	(500)	-50.00%
65	Computer Hardware	50	1,240	-	33	33	-		-	-	0.00%
66	Street Maintenance Equipment	6,965	4,656	5,000	4,130	5,000	5,000	-	5,000	-	0.00%
67	Facility Maintenance Tools	-	378	-	(230)	-	-	-	-	-	0.00%
68	Other Field Equipment	61	-	-	-	-	-	-	-	-	0.00%
69	Equipment - Radio	16,500	2,838	17,458	-	-	5,000	-	5,000	(12,458)	-71.36%
70	Fuel	81,733	27,555	60,250	10,792	22,555	30,000	-	30,000	(30,250)	-50.21%
	3. Commodities	$ 356,366	$ 278,961	$ 367,589	$ 155,778	$ 193,871	$ 250,831	$ -	250,831	$ (116,758)	-31.76%
71	Office Furniture (>$5K)	$ -	$ 16,249	$ -	$ -	$ -	$ -	$ -	$ -	$ -	0.00%
72	Light Equipment	38,750	25,349	-	-	-	-	-	-	-	0.00%
73	Motor Vehicles	-	-	159,653	159,653	159,653	-	-	-	(159,653)	-100.00%
74	Heavy Equipment	149,021	146,958	-	-	-	-	-	-	-	0.00%
	6. Non-CIP Capital Outlay	$ 187,771	$ 188,556	$ 159,653	$ 159,653	$ 159,653	$ -	$ -	$ -	$ (159,653)	-100.00%
75	Right-to-Use Lease Assets	$ 145,479	$ 276,221	$ -	$ -	$ -	$ -	$ -	$ -	$ -	0.00%
	7 Principal on Right-to-Use Leases	$ 145,479	$ 276,221	$ -	$ -	$ -	$ -	$ -	$ -	$ -	0.00%
	Total Street Maintenance	$ 2,272,287	$ 2,740,342	$ 2,104,843	$ 1,393,727	$ 1,881,156	$ 1,765,904	$ -	$ 1,765,904	$ (338,940)	-16.10%

EXPENDITURES:

Line No.	**STREET CONSTRUCTION**										
1	Regular Full Time Wages	$ 1,053,647	$ 1,155,280	$ 1,068,089	$ 689,143	$ 1,140,499	$ 1,066,126	$ -	$ 1,066,126	$ (1,963)	-0.18%
2	Overtime Wages	99,854	61,160	42,819	42,681	58,572	58,600	-	58,600	15,781	36.86%
3	On-Call Pay	3,334	3,250	3,000	2,936	4,252	3,000	-	3,000	-	0.00%
4	Leave Buy Back Program	-	18,827	-	13,267	13,267	-	-	-	-	0.00%
5	GWI/Merit Increase	-	-	37,000	-	-	-	-	-	(37,000)	-100.00%
6	Longevity Pay	9,666	11,289	12,735	12,517	12,517	15,435	-	15,435	2,700	21.20%
7	Car Allowance	-	3,729	-	1,947	-	-	-	-	-	0.00%
8	Language Incentive	-	-	-	436	-	-	-	-	-	0.00%
9	Certification Incentive	490	804	-	714	-	-	-	-	-	0.00%
10	Health Insurance Deductible	20,037	20,315	18,000	17,433	16,683	-	-	-	(18,000)	-100.00%

City of Kyle, Texas
Fund Summary Budget Status Report
GENERAL FUND (1100)

		Actual 2023-24	Actual 2024-25	Approved Budget 2025-26	Year to Date w/Encumbrance 5/31/2026	Current Year Estimate 2025-26	ICM Proposed Base Budget 2026-27	Supplemental Budget 2026-27	ICM Proposed Budget 2026-27	Proposed $ Increase (Decrease) From FY 2025-26 Approved Budget	Proposed % Increase (Decrease) From FY 2025-26 Approved Budget
11	FICA/Social Security	87,651	94,926	89,597	57,335	79,156	87,564	-	87,564	(2,033)	-2.27%
12	State Unemployment Taxes	2,366	1,148	2,106	2,995	2,080	2,106	-	2,106	-	0.00%
13	Retirement - TMRS	154,955	178,298	173,220	111,592	153,564	172,038	-	172,038	(1,182)	-0.68%
14	Health Insurance	195,641	197,186	250,629	133,027	189,210	309,545	-	309,545	58,916	23.51%
15	Dental Insurance	8,064	8,987	12,027	5,929	8,670	11,950	-	11,950	(77)	-0.64%
16	Life Insurance	6,898	3,579	7,195	1,543	2,280	7,147	-	7,147	(48)	-0.67%
17	ST/LT Disability Insurance	6,446	4,889	6,216	2,773	4,034	6,179	-	6,179	(37)	-0.60%
18	Vision Insurance	1,592	1,714	2,119	1,094	1,604	2,019	-	2,019	(100)	-4.72%
19	AD&D	685	619	720	107	214	715	-	715	(5)	-0.69%
20	Personnel Vacancy Savings	-	-	(79,077)	-	-	-	-	-	79,077	-100.00%
	1. Personnel	$ 1,651,326	$ 1,766,001	$ 1,646,395	$ 1,097,468	$ 1,686,602	$ 1,742,424	$ -	$ 1,742,424	$ 96,029	5.83%
21	Travel - Training & Conferences	$ 353	$ 779	$ 7,500	$ 206	$ 1,009	$ 1,000	$ -	$ 1,000	$ (6,500)	-86.67%
22	Cell Phones/Pagers	632	-	-	303	303	-	-	-	-	0.00%
23	Radio Service/Lease	2,643	2,167	2,580	1,733	2,889	2,580	-	2,580	-	0.00%
24	Trucks/Heavy Equip Rental	115	8,173	5,000	3,748	3,748	5,000	-	5,000	-	0.00%
25	Lease Payments - Motor Vehicles	-	5,069	136,955	4,119	14,845	6,955	-	6,955	(130,000)	-94.92%
26	Motor Vehicle Repair/Maint	7,190	8,625	10,000	3,096	10,000	10,000	-	10,000	-	0.00%
27	Repair/Maintenance - Minor	-	206	-	778	-	-	-	-	-	0.00%
28	Trailers/Light Vehicles M & R	-	2,257	-	-	-	-	-	-	-	0.00%
29	Truck/Heavy Equipment Repair	128,740	129,306	143,256	200,118	250,000	143,256	-	143,256	-	0.00%
30	Body Shop Repairs	-	-	1,000	-	-	-	-	-	(1,000)	-100.00%
31	Machine Tools Maint/Repair	3,499	475	4,000	55	55	1,000	-	1,000	(3,000)	-75.00%
32	Other Equip Maint/Repair	-	255	-	375	375	-	-	-	-	0.00%
33	Office Equipment Rental	-	-	-	20	20	-	-	-	-	0.00%
34	Engineering Services	-	-	500	-	-	-	-	-	(500)	-100.00%
35	Medical Services/Drug Testing	-	-	100	-	-	-	-	-	(100)	-100.00%
36	Other Professional Services	2,643	1,554	2,500	848	848	2,500	-	2,500	-	0.00%
37	Public Notices	73	-	-	-	-	-	-	-	-	0.00%
38	IT Software/System Fees	17,111	-	-	-	-	-	-	-	-	0.00%
39	Services - Employee Recruitment	-	14,000	14,000	-	-	-	-	-	(14,000)	-100.00%
	2. Contractual Services	$ 162,999	$ 172,866	$ 327,390	$ 215,400	$ 284,092	$ 172,290	$ -	$ 172,290	$ (155,100)	-47.37%
40	Uniforms (Buy)	$ 17,840	$ 13,216	$ 13,100	$ 10,954	$ 11,147	$ 13,100	$ -	$ 13,100	$ -	0.00%
41	General Office Supplies	388	559	4,000	566	687	1,000	-	1,000	(3,000)	-75.00%
42	Cleaning - Paper Products	8	394	-	-	-	-	-	-	-	0.00%
43	Street Repair Materials	350	2,524	-	-	-	-	-	-	-	0.00%
44	Safety Signs and Barricades	11,344	14,002	9,000	1,988	5,000	9,000	-	9,000	-	0.00%
45	Striping/Street Signs/Lt Poles	7,862	8,237	5,000	539	1,000	5,000	-	5,000	-	0.00%
46	Building Materials	2,762	697	4,000	-	-	1,000	-	1,000	(3,000)	-75.00%
47	Sand and Gravel	111	19,194	34,888	168	168	168	-	168	(34,720)	-99.52%
48	Street/Drain/Sidewalk Materials	-	349	-	-	-	-	-	-	-	0.00%
49	Electrical/Plumbing Supplies	29	16	300	-	-	-	-	-	(300)	-100.00%
50	Machine Fabricated Parts	-	-	500	-	-	-	-	-	(500)	-100.00%
51	Miscellaneous Hardware	-	36	500	-	-	-	-	-	(500)	-100.00%
52	Fire Prevention Supplies	254	-	500	-	-	-	-	-	(500)	-100.00%
53	Medical Supplies	489	314	600	71	71	300	-	300	(300)	-50.00%
54	Chemicals	1,584	504	3,000	-	-	1,000	-	1,000	(2,000)	-66.67%
55	Minor Tools/Instruments	3,201	2,080	5,000	1,271	1,271	2,500	-	2,500	(2,500)	-50.00%
56	Miscellaneous Occasions Supplies	579	2,141	700	58	58	700	-	700	-	0.00%
57	Food/Meals	-	1,080	375	668	668	375	-	375	-	0.00%
58	Miscellaneous Supplies	1,760	2,707	1,000	78	162	1,000	-	1,000	-	0.00%
59	Office Furniture (<$5K)	195	-	-	-	-	-	-	-	-	0.00%
60	Communication Equipment	840	-	500	2,845	2,845	500	-	500	-	0.00%
61	Computer Hardware	47	3,586	-	-	-	-	-	-	-	0.00%
62	Street Maintenance Equipment	5,523	7,867	10,000	-	-	10,000	-	10,000	-	0.00%
63	Facility Maintenance Tools	480	1,082	750	-	-	750	-	750	-	0.00%
64	Other Field Equipment	706	120	500	263	263	500	-	500	-	0.00%
65	Equipment - Radio	-	20,247	34,915	-	-	20,000	-	20,000	(14,915)	-42.72%
66	Fuel	26,281	57,671	40,000	31,395	66,389	40,000	-	40,000	-	0.00%
	3. Commodities	$ 82,632	$ 158,626	$ 169,127	$ 50,863	$ 89,729	$ 106,892	$ -	$ 106,892	$ (62,235)	-36.80%

City of Kyle, Texas
Fund Summary Budget Status Report
GENERAL FUND (1100)

		Actual 2023-24	Actual 2024-25	Approved Budget 2025-26	Year to Date w/Encumbrance 5/31/2026	Current Year Estimate 2025-26	ICM Proposed Base Budget 2026-27	Supplemental Budget 2026-27	ICM Proposed Budget 2026-27	Proposed $ Increase (Decrease) From FY 2025-26 Approved Budget	Proposed % Increase (Decrease) From FY 2025-26 Approved Budget
67	Communication Equipment	$ -	$ 16,249	$ -	$ -	$ -	$ -	$ -	$ -	$ -	0.00%
68	Communication Equipment	16,500	-	-	-	-	-	-	-	-	0.00%
69	Motor Vehicles	-	-	159,653	159,653	159,653	-	-	-	(159,653)	-100.00%
70	Heavy Equipment	612,101	146,958	-	-	-	-	-	-	-	0.00%
	6. Non-CIP Capital Outlay	$ 628,601	$ 163,206	$ 159,653	$ 159,653	$ 159,653	$ -	$ -	$ -	$ (159,653)	-100.00%
	Total Street Construction	$ 2,525,557	$ 2,260,698	$ 2,302,565	$ 1,523,384	$ 2,220,076	$ 2,021,606	$ -	$ 2,021,606	$ (280,959)	-12.20%

EXPENDITURES:

Line No.	RIGHT-OF-WAY MAINTENANCE DIVISION										
1	Regular Full Time Wages	$ 958,589	$ 394,115	$ 1,096,536	$ 651,607	$ 959,404	$ 1,027,468	$ -	$ 1,027,468	$ (69,068)	-6.30%
2	Overtime Wages	33,957	7,095	15,675	12,250	14,457	16,500	-	16,500	825	5.26%
3	Leave Buy Back Program	-	15,489	-	15,953	15,953	-	-	-	-	0.00%
4	GWI/Merit Increase	-	-	37,986	-	-	-	-	-	(37,986)	-100.00%
5	Longevity Pay	9,930	11,940	13,965	13,425	13,425	15,450	-	15,450	1,485	10.63%
6	Certification Incentive	385	-	-	-	-	-	-	-	-	0.00%
7	Health Insurance Deductible	18,750	3,000	18,000	16,000	16,000	-	-	-	(18,000)	-100.00%
8	FICA/Social Security	75,814	32,442	91,340	51,929	80,448	81,045	-	81,045	(10,295)	-11.27%
9	State Unemployment Taxes	2,251	146	2,106	2,736	2,068	1,872	-	1,872	(234)	-11.11%
10	Retirement - TMRS	133,182	59,646	176,591	101,566	156,964	159,230	-	159,230	(17,361)	-9.83%
11	Health Insurance	162,707	55,282	213,773	125,414	197,784	275,151	-	275,151	61,378	28.71%
12	Dental Insurance	7,026	2,264	12,027	5,251	8,340	10,622	-	10,622	(1,405)	-11.68%
13	Life Insurance	6,287	1,566	7,834	1,439	2,312	7,310	-	7,310	(524)	-6.69%
14	ST/LT Disability Insurance	5,775	1,784	6,729	2,537	4,036	6,307	-	6,307	(422)	-6.27%
15	Vision Insurance	1,453	450	2,119	993	1,584	1,794	-	1,794	(325)	-15.34%
16	AD&D	630	222	783	106	212	731	-	731	(52)	-6.64%
17	Personnel Vacancy Savings	-	-	(78,912)	-	-	-	-	-	78,912	-100.00%
	1. Personnel	$ 1,416,735	$ 585,442	$ 1,616,552	$ 1,001,206	$ 1,472,987	$ 1,603,480	$ -	$ 1,603,480	$ (13,072)	-0.81%
18	Travel - Training & Conferences	$ 3,779	$ 3,639	$ 8,687	$ 3,670	$ 3,670	$ 1,500	$ -	$ 1,500	$ (7,187)	-82.73%
19	Memberships and Dues	708	372	2,069	563	563	669	-	669	(1,400)	-67.67%
20	Light & Power	-	-	4,709	-	-	-	-	-	(4,709)	-100.00%
21	Cell Phones/Pagers	3,797	766	3,000	-	-	-	-	-	(3,000)	-100.00%
22	Non-City - Water/Sewer/Trash	-	7,151	2,770	6,299	7,904	2,770	-	2,770	-	0.00%
23	Electrical Repairs	105,971	17,782	104,204	86,634	80,116	79,204	-	79,204	(25,000)	-23.99%
24	Plumbing Repairs	-	697	-	-	-	-	-	-	-	0.00%
25	Grounds Maintenance/Repair	5,377	3,337	13,540	17,340	17,340	13,540	-	13,540	-	0.00%
26	Misc Facility Repairs/Maint	431	15	693	-	-	-	-	-	(693)	-100.00%
27	Trucks/Heavy Equip Rental	291	3,932	8,139	1,278	1,278	8,139	-	8,139	-	0.00%
28	Lease Payments - Motor Vehicles	44,679	8,653	166,480	52,107	79,226	85,000	-	85,000	(81,480)	-48.94%
29	Motor Vehicle Repair/Maint	25,152	16,187	-	57,903	57,936	-	-	-	-	0.00%
30	Trailers/Light Vehicles M & R	7,515	2,381	-	27	5,143	-	-	-	-	0.00%
31	Truck/Heavy Equipment Repair	22,069	20,336	-	21,615	21,615	-	-	-	-	0.00%
32	Machine Tools Maint/Repair	4,094	1,453	-	-	-	-	-	-	-	0.00%
33	Other Equip Maint/Repair	4,934	4,494	-	2,070	2,070	-	-	-	-	0.00%
34	Public Notices	321	-	-	-	-	-	-	-	-	0.00%
35	Other Contract Services	30,975	40,500	58,500	58,500	58,500	21,000	-	21,000	(37,500)	-64.10%
36	Landscaping/Groundskeeping	17,774	7,716	-	-	-	-	-	-	-	0.00%
37	Services - Landscaping/Groundskeeping	46,709	-	-	-	-	-	-	-	-	0.00%
	2. Contractual Services	$ 324,575	$ 139,409	$ 372,790	$ 308,006	$ 335,361	$ 211,822	$ -	$ 211,822	$ (160,968)	-43.18%
38	Uniforms (Buy)	$ 10,338	$ 15,650	$ 12,600	$ 8,509	$ 8,509	$ 4,500	$ -	$ 4,500	$ (8,100)	-64.29%
39	General Office Supplies	3,530	2,678	2,800	487	487	500	-	500	(2,300)	-82.14%
40	Cleaning Supplies	270	132	3,832	811	811	1,000	-	1,000	(2,832)	-73.90%
41	Safety Signs and Barricades	930	-	2,339	480	480	500	-	500	(1,839)	-78.62%
42	Building Materials	24	-	-	-	-	-	-	-	-	0.00%
43	Construction/Maintenance Materials	-	-	416	-	-	-	-	-	(416)	-100.00%
44	Sand and Gravel	1,100	-	-	-	-	-	-	-	-	0.00%
45	Electrical/Plumbing Supplies	7,961	4,182	15,831	51,500	36,527	15,831	-	15,831	-	0.00%
46	Miscellaneous Hardware	85	-	139	23	23	139	-	139	-	0.00%
47	Pesticides	6,216	2,497	-	-	-	-	-	-	-	0.00%
48	Botanical/Landscape	909	-	-	-	-	-	-	-	-	0.00%
49	Food/Meals	2,750	1,465	1,875	2,411	3,384	1,875	-	1,875	-	0.00%

City of Kyle, Texas
Fund Summary Budget Status Report
GENERAL FUND (1100)

		Actual 2023-24	Actual 2024-25	Approved Budget 2025-26	Year to Date w/Encumbrance 5/31/2026	Current Year Estimate 2025-26	ICM Proposed Base Budget 2026-27	Supplemental Budget 2026-27	ICM Proposed Budget 2026-27	Proposed $ Increase (Decrease) From FY 2025-26 Approved Budget	Proposed % Increase (Decrease) From FY 2025-26 Approved Budget
50	Grounds Keeping Equipment	5,385	3,586	-	-	-	-	-	-	-	0.00%
51	Assets, Maintenance, and Equipment	8,556	11,146	68,995	49,861	41,705	50,995	-	50,995	(18,000)	-26.09%
52	Other Operational Equipment	1,289	620	-	-	-	-	-	-	-	0.00%
53	Fuel	45,152	36,076	40,000	13,280	25,642	32,000	-	32,000	(8,000)	-20.00%
	3. Commodities	$ 94,494	$ 78,031	$ 148,826	$ 127,364	$ 117,568	$ 107,339	$ -	$ 107,339	$ (41,487)	-27.88%
54	Office Furniture & Equip(>$5K)	$ -	$ 509	$ -	$ -	$ -	$ -	$ -	$ -	$ -	0.00%
55	Heavy Equipment	-	145,823	262,500	237,607	237,607	-	-	-	(262,500)	-100.00%
	6. Non-CIP Capital Outlay	$ -	$ 146,331	$ 262,500	$ 237,607	$ 237,607	$ -	$ -	$ -	$ (262,500)	-100.00%
56	Right-to-Use Lease Assets	$ 101,413	$ 192,552	$ -	$ -	$ -	$ -	$ -	$ -	$ -	0.00%
	7 Other	$ 101,413	$ 192,552	$ -	$ -	$ -	$ -	$ -	$ -	$ -	0.00%
	Total Right-Of-Way Maintenance Division	$ 1,937,218	$ 1,141,766	$ 2,400,667	$ 1,674,183	$ 2,163,523	$ 1,922,641	$ -	$ 1,922,641	$ (478,027)	-19.91%

EXPENDITURES:

Line No. **FLEET MAINTENANCE**

1	Regular Full Time Wages	$ -	$ 68,313	$ 117,917	$ 78,403	$ 120,138	$ 122,591	$ -	$ 122,591	$ 4,674	3.96%
2	Cost of Living Adjustment	-	-	4,085	-	-	-	-	-	(4,085)	-100.00%
3	Longevity Pay	-	-	-	-	-	300	-	300	300	0.00%
4	Health Insurance Deductible	-	833	1,000	1,000	1,000	-	-	-	(1,000)	-100.00%
5	FICA/Social Security	-	5,139	9,333	5,914	9,004	9,401	-	9,401	68	0.73%
6	State Unemployment Taxes	-	63	117	171	126	117	-	117	-	0.00%
7	Retirement - TMRS	-	9,864	18,044	11,498	17,472	18,471	-	18,471	427	2.37%
8	Health Insurance	-	6,008	22,375	6,003	9,538	17,197	-	17,197	(5,178)	-23.14%
9	Dental Insurance	-	385	668	397	628	664	-	664	(4)	-0.60%
10	Life Insurance	-	160	360	157	250	360	-	360	-	0.00%
11	ST/LT Disability Insurance	-	278	350	273	434	350	-	350	-	0.00%
12	Vision Insurance	-	68	118	66	106	112	-	112	(6)	-5.08%
13	AD&D	-	32	36	11	22	36	-	36	-	0.00%
14	Personnel Vacancy Savings	-	-	(8,383)	-	-	-	-	-	8,383	-100.00%
	1. Personnel	$ -	$ 91,143	$ 166,020	$ 103,892	$ 158,718	$ 169,599	$ -	$ 169,599	$ 3,579	2.16%
15	Services - Fleet Implementation	$ -	$ -	$ 150,000	$ 15	$ 40,455	$ -	$ -	$ -	$ (150,000)	-100.00%
	2. Contractual Services	$ -	$ -	$ 150,000	$ 15	$ 40,455	$ -	$ -	$ -	$ (150,000)	-100.00%
16	Facility Maintenance Tools	$ -	$ -	$ -	$ 180	$ 180	$ -	$ -	$ -	$ -	0.00%
	3. Commodities	$ -	$ -	$ -	$ 180	$ 180	$ -	$ -	$ -	$ -	0.00%
17	Communication Equipment	$ -	$ -	$ -	$ -	$ -	$ -	$ -	$ -	$ -	0.00%
18	Computer Equipment	-	-	-	-	-	-	-	-	-	0.00%
19	Instruments/Apparatus	-	-	-	-	-	-	-	-	-	0.00%
20	Machine Tools/Apparatus	-	-	-	-	-	-	-	-	-	0.00%
21	Light Equipment	-	-	-	-	-	-	-	-	-	0.00%
22	Motor Vehicles	-	-	330,000	-	-	-	-	-	(330,000)	-100.00%
23	Heavy Equipment	-	-	-	-	-	-	-	-	-	0.00%
24	Other Equipment	-	-	-	-	-	-	-	-	-	0.00%
25	Storm Water Drainage-Romero	-	-	-	-	-	-	-	-	-	0.00%
26	Street/Drain/Sidewalk/Bridge	-	-	-	-	-	-	-	-	-	0.00%
27	Capital Improv - Construction	-	-	-	-	-	-	-	-	-	0.00%
28	Building Improvements	-	-	-	-	-	-	-	-	-	0.00%
	6. Non-CIP Capital Outlay	$ -	$ -	$ 330,000	$ -	$ -	$ -	$ -	$ -	$ (330,000)	-100.00%
	Total Fleet	$ -	$ 91,143	$ 646,020	$ 104,087	$ 199,353	$ 169,599	$ -	$ 169,599	$ (476,421)	-73.75%

EXPENDITURES:

Line No. **FACILITY DIVISION**

1	Regular Full Time Wages	$ 396,695	$ 560,639	$ 677,418	$ 388,848	$ 604,279	$ 712,257	$ -	$ 712,257	$ 34,839	5.14%
2	Overtime Wages	20,613	9,449	9,950	7,539	11,128	10,250	-	10,250	300	3.02%
3	On-Call Pay	-	3,742	5,200	3,258	4,916	3,000	-	3,000	(2,200)	-42.31%
4	Leave Buy Back Program	-	5,577	-	-	-	-	-	-	-	0.00%
5	GWI/Merit Increase	-	-	21,292	-	-	-	-	-	(21,292)	-100.00%
6	Longevity Pay	7,785	7,875	9,540	9,900	9,900	8,910	-	8,910	(630)	-6.60%
7	Health Insurance Deductible	9,833	10,333	12,000	11,000	10,250	-	-	-	(12,000)	-100.00%

City of Kyle, Texas
Fund Summary Budget Status Report
GENERAL FUND (1100)

		Actual 2023-24	Actual 2024-25	Approved Budget 2025-26	Year to Date w/Encumbrance 5/31/2026	Current Year Estimate 2025-26	ICM Proposed Base Budget 2026-27	Supplemental Budget 2026-27	ICM Proposed Budget 2026-27	Proposed $ Increase (Decrease) From FY 2025-26 Approved Budget	Proposed % Increase (Decrease) From FY 2025-26 Approved Budget
8	FICA/Social Security	31,431	43,957	54,349	30,535	46,304	56,183	-	56,183	1,835	3.38%
9	Workers Compensation	-	-	-	-	-	-	-	-	-	0.00%
10	State Unemployment Taxes	1,171	771	1,404	1,909	1,412	1,404	-	1,404	-	0.00%
11	Retirement - TMRS	56,491	83,286	105,075	60,023	90,828	110,383	-	110,383	5,308	5.05%
12	Health Insurance	86,754	116,749	190,016	85,680	135,834	206,363	-	206,363	16,347	8.60%
13	Dental Insurance	3,616	5,034	8,018	3,485	5,588	7,967	-	7,967	(51)	-0.64%
14	Life Insurance	2,894	1,884	4,787	895	1,444	5,093	-	5,093	306	6.39%
15	ST/LT Disability Insurance	2,627	2,503	4,113	1,604	2,560	4,372	-	4,372	259	6.30%
16	Vision Insurance	720	964	1,413	669	1,072	1,346	-	1,346	(67)	-4.71%
17	AD&D	285	321	479	66	132	509	-	509	31	6.37%
18	Personnel Vacancy Savings	-	-	(46,896)	-	-	-	-	-	46,896	-100.00%
	1. Personnel	$ 620,917	$ 853,084	$ 1,058,157	$ 605,411	$ 925,647	$ 1,128,037	$ -	$ 1,128,037	$ 69,880	6.60%
19	Travel - Training & Conferences	$ 247	$ -	$ 375	$ -	$ -	$ -	$ -	$ -	$ (375)	-100.00%
20	Memberships and Dues	317	-	-	-	-	-	-	-	-	0.00%
21	Cell Phones/Pagers	-	-	1,000	-	-	-	-	-	(1,000)	-100.00%
22	Electrical Repairs	29	370	3,500	140	140	1,820	-	1,820	(1,680)	-48.00%
23	Heating/Cooling Repairs	40,669	48,941	66,936	4,902	39,902	35,919	-	35,919	(31,017)	-46.34%
24	Plumbing Repairs	-	1,470	800	-	-	800	-	800	-	0.00%
25	Carpentry/Painting	7,612	980	7,100	343	828	3,637	-	3,637	(3,463)	-48.77%
26	Misc Facility Repairs/Maint	6,994	14,179	9,000	3,465	3,480	9,000	-	9,000	-	0.00%
27	Light Equipment Rental	-	41	3,000	-	-	-	-	-	(3,000)	-100.00%
28	Lease Payments - Motor Vehicles	5,220	(4,943)	82,450	35,556	53,323	53,450	-	53,450	(29,000)	-35.17%
29	Motor Vehicle Repair/Maint	7,263	2,172	4,500	1,971	3,531	2,200	-	2,200	(2,300)	-51.11%
30	Body Shop Repairs	-	12,795	-	-	-	-	-	-	-	0.00%
31	Other Equip Maint/Repair	-	10	-	64	64	-	-	-	-	0.00%
32	Medical Equipment Maintenance	-	-	7,400	-	-	7,400	-	7,400	-	0.00%
33	Rental - Storage	-	2,694	3,210	1,317	1,317	3,210	-	3,210	-	0.00%
34	IT Software/System Fees	8,434	-	-	-	-	-	-	-	-	0.00%
	2. Contractual Services	$ 76,783	$ 78,710	$ 189,271	$ 47,757	$ 102,585	$ 117,436	$ -	$ 117,436	$ (71,835)	-37.95%
35	Uniforms (Buy)	$ 5,823	$ 6,089	$ 8,400	$ 6,402	$ 6,402	$ 8,400	$ -	$ 8,400	$ -	0.00%
36	General Office Supplies	4,665	662	900	339	422	900	-	900	-	0.00%
37	Cleaning Supplies	4,287	218	3,000	41	41	500	-	500	(2,500)	-83.33%
38	Cleaning - Paper Products	108	-	1,500	-	-	-	-	-	(1,500)	-100.00%
39	Building Materials	500	1,034	500	-	-	500	-	500	-	0.00%
40	Electrical/Plumbing Supplies	2,072	2,059	3,000	448	465	3,000	-	3,000	-	0.00%
41	Miscellaneous Hardware	361	523	350	-	-	350	-	350	-	0.00%
42	Medical Supplies	75	18,241	10,650	19,011	25,511	10,650	-	10,650	-	0.00%
43	Minor Tools/Instruments	3,962	2,147	2,500	1,429	1,429	2,500	-	2,500	-	0.00%
44	Training Supplies	-	290	-	-	-	-	-	-	-	0.00%
45	Miscellaneous Occasions Supplies	-	910	-	-	-	-	-	-	-	0.00%
46	Food/Meals	-	40	-	-	-	-	-	-	-	0.00%
47	Miscellaneous Supplies	1,544	1,558	1,300	-	-	-	-	-	(1,300)	-100.00%
48	Office Furniture (<$5K)	-	-	1,250	-	-	-	-	-	(1,250)	-100.00%
49	Computer Hardware	-	-	-	82	82	-	-	-	-	0.00%
50	Computer Software	-	-	1,000	-	-	-	-	-	(1,000)	-100.00%
51	Other Office Equipment	61	-	-	-	-	-	-	-	-	0.00%
52	Facility Maintenance Tools	743	2,653	5,000	8,607	8,756	5,000	-	5,000	-	0.00%
53	Other Field Equipment	13,102	-	-	-	-	-	-	-	-	0.00%
54	Other Operational Equipment	1,805	2,334	2,500	-	-	1,250	-	1,250	(1,250)	-50.00%
55	Fuel	4,832	5,384	2,000	2,121	4,365	2,000	-	2,000	-	0.00%
	3. Commodities	$ 43,938	$ 44,143	$ 43,850	$ 38,480	$ 47,473	$ 35,050	$ -	$ 35,050	$ (8,800)	-20.07%
56	Heavy Equipment	$ 49,982	$ 9,776	$ -	$ -	$ -	$ -	$ -	$ -	$ -	0.00%
57	Other Equipment	-	4,474	-	-	-	-	-	-	-	0.00%
58	Building & Storage Facilities	-	-	6,000	5,106	5,823	-	-	-	(6,000)	-100.00%
	6. Non-CIP Capital Outlay	$ 49,982	$ 14,250	$ 6,000	$ 5,106	$ 5,823	$ -	$ -	$ -	$ (6,000)	-100.00%
59	Right-to-Use Lease Assets	$ 84,673	$ 160,769	$ -	$ -	$ -	$ -	$ -	$ -	$ -	0.00%
	7 Principal on Right-to-Use Leases	$ 84,673	$ 160,769	$ -	$ -	$ -	$ -	$ -	$ -	$ -	0.00%
	Total Facility Division	$ 876,293	$ 1,150,956	$ 1,297,278	$ 696,754	$ 1,081,528	$ 1,280,523	$ -	$ 1,280,523	$ (16,755)	-1.29%
	Total T&PW - w/o Facilities	$ 4,797,844	$ 6,057,051	$ 11,906,412	$ 6,463,143	$ 9,370,915	$ 9,048,126	$ -	$ 9,048,126	$ (2,858,286)	-24.01%

City of Kyle, Texas
Fund Summary Budget Status Report
GENERAL FUND (1100)

		Actual 2023-24	Actual 2024-25	Approved Budget 2025-26	Year to Date w/Encumbrance 5/31/2026	Current Year Estimate 2025-26	ICM Proposed Base Budget 2026-27	Supplemental Budget 2026-27	ICM Proposed Budget 2026-27	Proposed $ Increase (Decrease) From FY 2025-26 Approved Budget	Proposed % Increase (Decrease) From FY 2025-26 Approved Budget
EXPENDITURES:											
Line No.	**SOLID WASTE SERVICES (Contract)**										
1	Bad Debt collection Service	$ (29,014)	$ (6,525)	$ -	$ -	$ -	$ -	$ -	$ -	$ -	0.00%
2	IT Software/System Fees	2,384	-	-	-	-	-	-	-	-	0.00%
3	Trash Collection Service	4,278,971	4,558,802	4,565,251	2,726,644	4,089,966	4,679,383	-	4,679,383	114,131	2.50%
	Total Solid Waste Services (Contract)	$ 4,252,341	$ 4,552,277	$ 4,565,251	$ 2,726,644	$ 4,089,966	$ 4,679,383	$ -	$ 4,679,383	$ 114,131	2.50%
EXPENDITURES:											
Line No.	**NON DEPARTMENTAL**										
1	10% Wage Reduction	$ -	$ -	$ -	$ -	$ -	$ -	$ -	$ -	-	0.00%
2	Pay Parity (Non-Civil Service)	-	-	187,500	-	-	-	-	-	(187,500)	-100.00%
3	Employer Contribution 457 Plan	-	-	85,046	-	-	-	-	-	(85,046)	-100.00%
4	Leave Buy Back Program	-	-	400,000	-	-	-	-	-	(400,000)	-100.00%
5	Workers Compensation	210,203	219,328	210,213	218,274	210,214	210,213	-	210,213	-	0.00%
6	Health Insurance Payroll Reconciliation Adjustment	11,773	127,757	-	(78,573)	-	-	-	-	-	0.00%
7	Tuition Reimbursement	457	15,026	50,000	17,834	35,000	-	-	-	(50,000)	-100.00%
8	Legal Services	-	-	-	100	-	-				
9	Insurance & Bonds	438,911	523,848	549,869	605,917	549,869	549,869	-	549,869	-	0.00%
10	Services - KAYAC	3,169	5,403	10,000	1,821	10,000	10,000	-	10,000	-	0.00%
11	Clearing Account - Voided Check	(19,750)	-	-	-	-	-	-	-	-	0.00%
12	Interest Payment-Right-to-Use Leases	106,071	199,276	-	-	-	-	-	-	-	0.00%
13	Principal Payment-Right-to-Use Leases	777,455	1,334,517	-	-	-	-	-	-	-	0.00%
	1. Non-Departmental - Citywide	$ 1,528,290	$ 2,425,155	$ 1,492,628	$ 765,373	$ 805,083	$ 770,082	$ -	$ 770,082	$ (722,546)	-48.41%
14	Seton & SCC Kyle Partners (ST)	$ 634,227	$ 97,759	$ -	$ -	$ -	$ -	$ -	$ -	$ -	0.00%
15	DDR DB Kyle, LP (ST)	388,568	85,868	150,000	-	-	-	-	-	(150,000)	-100.00%
16	RR HPI, LP (PT)	222,672	209,937	255,000	276,215	276,215	280,000	-	280,000	25,000	9.80%
17	ENF Technology, LLC (PT)	109,584	82,772	225,000	-	-	225,000	-	225,000	-	0.00%
18	Costco Wholesale Corporation (ST)	552,056	458,277	500,000	225,340	450,000	450,000	-	450,000	(50,000)	-10.00%
19	Cornbread Ventures LLC (Ztejas) (PT & ST)	16,274	29,317	50,000	-	-	-	-	-	(50,000)	-100.00%
20	Yarrington Logisticts Owner, LP (PT)	-	268,205	300,000	-	300,000	300,000	-	300,000	-	0.00%
21	CSW KC II, LLC (PT & ST)	-	-	-	-	293,000	325,000	-	325,000	325,000	0.00%
22	Pending 380 Incentive Agreements	-	-	100,000	-	-	-	-	-	(100,000)	-100.00%
	2. Non Departmental - Economic Dev Incentives	$ 1,923,380	$ 1,232,136	$ 1,580,000	$ 501,555	$ 1,319,215	$ 1,580,000	$ -	$ 1,580,000	$ -	0.00%
23	Interfund Transfers Out	$ -	$ -	$ -	$ -	$ -	$ -	$ -	$ -	$ -	0.00%
24	Transfer Out - CIP	-	-	-	-	-	-	-	-	-	0.00%
25	Transfer Out - Debt Service	85,339	-	-	-	-	-	-	-	-	0.00%
26	Transfer Out - OPEB Fund	-	-	-	-	-	-	-	-	-	0.00%
27	Transfer Out - Transportation Fund	-	-	-	-	-	-	-	-	-	0.00%
28	Transfer Out - Economic Dev Fund	-	-	-	-	-	-	-	-	-	0.00%
29	Transfer Out - Demolition Fund	-	-	-	-	-	-	-	-	-	0.00%
30	Transfer Out - Emergency Reserve Fund	-	-	-	-	-	-	-	-	-	0.00%
31	Transfer Out - Health Benefits Trust Fund	-	-	-	-	-	-	-	-	-	0.00%
32	Transfer Out - Healthcare Fund (Self-funded)	-	1,000,000	-	-	-	-	-	-	-	0.00%
33	Transfer Out - Grant Fund	-	-	-	-	-	-	-	-	-	0.00%
34	Transfer Out - Train Depot Donation	-	-	-	-	-	-	-	-	-	0.00%
35	Transfer Out - Facility Maintenance	-	-	-	-	-	-	-	-	-	0.00%
36	Transfer Out - G/F CIP Projects	13,965,561	8,780,000	-	-	-	-	-	-	-	0.00%
37	Transfer Out - G/F CIP (Downtown Mixed Use Bldg)	-	-	-	-	-	-	-	-	-	0.00%
38	Transfer Out - IT Replacement Fund	-	500,000	-	-	-	-	-	-	-	0.00%
39	Transfer Out - Fleet Replacement Fund	-	500,000	-	-	-	-	-	-	-	0.00%
40	Transfer Out - Water Utility Fund	-	-	-	-	-	-	-	-	-	0.00%
41	Transfer Out - Storm Drainage Fund	-	-	-	-	-	-	-	-	-	0.00%
42	Transfer Out - HOT Fund	-	-	-	-	-	-	-	-	-	0.00%
43	Transfer Out - Park Development Fund	-	2,500,000	-	-	-	-	-	-	-	0.00%
44	Transfer Out - 2015 GO Bond Fund	-	-	-	-	-	-	-	-	-	0.00%
45	Transfer Out - 2020 CO Bond Fund	-	-	-	-	-	-	-	-	-	0.00%
46	Transfer Out - 2022 GO Road Bond	-	-	-	-	-	-	-	-	-	0.00%
47	Transfer Out - 2020 GO Bond Fund	-	-	-	-	-	-	-	-	-	0.00%
48	Transfer Out - TIRZ #1 M&O	971,700	1,068,870	1,143,691	571,845	1,143,691	1,143,691	-	1,143,691	-	0.00%
49	Transfer Out - TIRZ #2 M&O	710,408	816,969	898,666	449,333	898,667	898,666	-	898,666	-	0.00%
50	Transfer Out - TIRZ #3 M&O	4	100	5,000	2,500	5,000	5,000	-	5,000	-	0.00%

City of Kyle, Texas
Fund Summary Budget Status Report
GENERAL FUND (1100)

		Actual 2023-24	Actual 2024-25	Approved Budget 2025-26	Year to Date w/Encumbrance 5/31/2026	Current Year Estimate 2025-26	ICM Proposed Base Budget 2026-27	Supplemental Budget 2026-27	ICM Proposed Budget 2026-27	Proposed $ Increase (Decrease) From FY 2025-26 Approved Budget	Proposed % Increase (Decrease) From FY 2025-26 Approved Budget
51	Transfer Out - TIRZ #4 M&O	12,613	47,300	50,611	25,306	50,611	50,611	-	50,611	-	0.00%
52	Transfer Out - TIRZ #5 M&O	70	-	-	-	-	-	-	-	-	0.00%
53	Transfer Out - TIRZ #5 M&O	-	250	5,000	2,500	5,000	5,000	-	5,000	-	0.00%
54	Transfer Out - TIRZ #6 M&O	-	-	5,000	2,500	5,000	5,000	-	5,000	-	0.00%
55	Transfer Out - Heroes Memorial Fund	-	-	-	-	-	-	-	-	-	0.00%
56	Transfer Out - Central Park & Trails	-	-	-	-	-	-	-	-	-	0.00%
57	Transfer Out - Bunton Creek PID Fund	-	-	-	-	-	-	-	-	-	0.00%
	7. Total Transfers Out	$ 15,745,695	$ 15,213,489	$ 2,107,968	$ 1,053,984	$ 2,107,969	$ 2,107,968	$ -	$ 2,107,968	$ -	0.00%
	Total Non Departmental & Transfers Out	$ 19,197,365	$ 18,870,780	$ 5,180,596	$ 2,320,912	$ 4,232,267	$ 4,458,050	$ -	$ 4,458,050	$ (722,546)	-13.95%

EXPENDITURES:

Line No.	CITY HALL										
1	Light & Power	$ 21,870	$ 26,833	$ 25,000	$ 12,298	$ 21,729	$ 25,000	$ -	$ 25,000	$ -	0.00%
2	Natural Gas/Propane	1,557	1,422	1,500	1,406	1,874	1,500	-	1,500	-	0.00%
3	Telephone System	9,614	7,640	8,000	3,524	9,626	8,000	-	8,000	-	0.00%
4	Internet Service	127,535	179,793	159,000	112,330	150,708	159,000	-	159,000	-	0.00%
5	Water/Sewer/Trash	-	8,457	12,830	-	-	12,830	-	12,830	-	0.00%
6	Electrical Repairs	7,484	1,209	1,500	79	107	1,500	-	1,500	-	0.00%
7	Heating/Cooling Repairs	12,690	24,283	15,000	-	-	15,000	-	15,000	-	0.00%
8	Plumbing Repairs	-	937	2,850	180	180	2,850	-	2,850	-	0.00%
9	Carpentry/Painting	29	262	1,000	1,278	1,278	1,000	-	1,000	-	0.00%
10	Alarm Systems Maint/Repairs	-	8,645	3,000	700	700	3,000	-	3,000	-	0.00%
11	Misc Facility Repairs/Maint	4,371	6,416	3,500	9,911	10,500	3,500	-	3,500	-	0.00%
12	Maintenance - Building	(923)	29,512	34,211	66,392	65,000	34,211	-	34,211	-	0.00%
13	Other Contract Services	-	-	3,502	4,472	4,472	3,502	-	3,502	-	0.00%
14	Services - Fire Inspections & Maintenance	3,757	3,345	5,000	10,232	10,994	5,000	-	5,000	-	0.00%
15	Services - Pest Control	-	-	1,160	15,000	15,000	1,160	-	1,160	-	0.00%
16	Services - Security	4,793	10,466	4,800	10,466	10,466	4,800	-	4,800	-	0.00%
	2. Contractual Services	$ 192,778	$ 309,218	$ 281,853	$ 248,268	$ 302,634	$ 281,853	$ -	$ 281,853	$ -	0.00%
17	Cleaning Supplies	$ 3,176	$ 7,788	$ 7,000	$ 1,699	$ 4,000	$ 7,000	$ -	$ 7,000	$ -	0.00%
18	Cleaning Supplies - Paper Products	1,648	2,290	7,000	1,116	4,000	7,000	-	7,000	-	0.00%
19	Safety Signs and Barricades	-	105	-	-	-	-	-	-	-	0.00%
20	Electrical/Plumbing Supplies	4,042	252	1,000	1,255	2,510	1,000	-	1,000	-	0.00%
21	Miscellaneous Hardware	4,005	4,309	3,790	2,866	1,812	3,790	-	3,790	-	0.00%
22	Medical Supplies	(111)	-	-	-	-	-	-	-	-	0.00%
	3. Commodities	$ 12,759	$ 14,744	$ 18,790	$ 6,936	$ 12,322	$ 18,790	$ -	$ 18,790	$ -	0.00%
23	Building Improvements	$ 26,571	$ 3,868	$ -	$ 19,613	$ 19,613	$ -	-	$ -	$ -	0.00%
	6. Non-CIP Capital Outlay	$ 26,571	$ 3,868	$ -	$ 19,613	$ 19,613	$ -	$ -	$ -	$ -	0.00%
	Total City Hall	$ 232,108	$ 327,831	$ 300,643	$ 274,817	$ 334,569	$ 300,643	$ -	$ 300,643	$ -	0.00%

EXPENDITURES:

Line No.	KRUG ACTIVITY CENTER										
1	Light & Power	$ 4,131	$ 5,459	$ 4,050	$ 2,151	$ 3,764	$ 4,050	$ -	$ 4,050	$ -	0.00%
2	Natural Gas/Propane	918	1,084	1,300	571	761	1,300	-	1,300	-	0.00%
3	Water/Sewer/Trash	-	4,744	1,605	-	-	1,605	-	1,605	-	0.00%
4	Electrical Repairs	-	-	-	135	135	-	-	-	-	0.00%
5	Heating/Cooling Repairs	38	1,408	4,580	125	179	1,580	-	1,580	(3,000)	-65.50%
6	Plumbing Repairs	-	-	2,000	-	-	1,000	-	1,000	(1,000)	-50.00%
7	Misc Facility Repairs/Maint	1,836	3,239	4,000	365	365	4,000	-	4,000	-	0.00%
8	Janitorial Service - Contract	-	63	-	-	-	-	-	-	-	0.00%
9	Services-Fire Inspections & Maintenance	255	-	-	200	200	-	-	-	-	0.00%
10	Services - Pest Control	-	-	1,160	-	-	610	-	610	(550)	-47.41%
	2. Contractual Services	$ 7,178	$ 15,997	$ 18,695	$ 3,547	$ 5,404	$ 14,145	$ -	$ 14,145	$ (4,550)	-24.34%

City of Kyle, Texas
Fund Summary Budget Status Report
GENERAL FUND (1100)

		Actual 2023-24	Actual 2024-25	Approved Budget 2025-26	Year to Date w/Encumbrance 5/31/2026	Current Year Estimate 2025-26	ICM Proposed Base Budget 2026-27	Supplemental Budget 2026-27	ICM Proposed Budget 2026-27	Proposed $ Increase (Decrease) From FY 2025-26 Approved Budget	Proposed % Increase (Decrease) From FY 2025-26 Approved Budget
11	Cleaning Supplies	$ 2,153	$ -	$ 1,000	$ -	$ -	$ 1,000	$ -	$ 1,000	$ -	0.00%
12	Cleaning - Paper Products	541	526	650	-	-	650	-	650	-	0.00%
13	Electrical/Plumbing Supplies	-	-	-	561	561	-	-	-	-	0.00%
14	Miscellaneous Hardware	1,271	605	605	616	616	605	-	605	-	0.00%
	3. Commodities	$ 3,964	$ 1,131	$ 2,255	$ 1,177	$ 1,177	$ 2,255	$ -	$ 2,255	$ -	0.00%
	Total Krug Activity Center	$ 11,142	$ 17,128	$ 20,950	$ 4,724	$ 6,581	$ 16,400	$ -	$ 16,400	$ (4,550)	-21.72%
EXPENDITURES:											
Line No.	**VFW**										
1	Annual Facility Lease	$ -	$ -	$ 7,545	$ -	$ -	$ -	$ -	$ -	$ (7,545)	-100.00%
2	Light & Power	3,860	5,541	2,000	1,887	3,321	2,000	-	2,000	-	0.00%
3	Natural Gas/Propane	331	-	850	-	-	-	-	-	(850)	-100.00%
4	Water/Sewer/Trash	-	5,145	1,007	-	-	1,007	-	1,007	-	0.00%
5	Misc Facility Repairs/Maint	2,412	-	2,500	31	31	1,250	-	1,250	(1,250)	-50.00%
	2. Contractual Services	$ 6,603	$ 10,686	$ 13,902	$ 1,918	$ 3,352	$ 4,257	$ -	$ 4,257	$ (9,645)	-69.38%
	Total VFW	$ 6,603	$ 10,686	$ 13,902	$ 1,918	$ 3,352	$ 4,257	$ -	$ 4,257	$ (9,645)	-69.38%
EXPENDITURES:											
Line No.	**LIBRARY - 550 SCOTT ST.**										
1	Light & Power	$ 23,696	$ 27,106	$ 25,000	$ 11,025	$ 19,448	$ 25,000	$ -	$ 25,000	$ -	0.00%
2	Natural Gas/Propane	4,607	5,059	7,500	3,105	4,140	7,500	-	7,500	-	0.00%
3	Internet Service	3,348	4,906	10,000	2,083	3,191	5,000	-	5,000	(5,000)	-50.00%
4	Water/Sewer/Trash	-	13,468	34,490	-	-	-	-	-	(34,490)	-100.00%
5	Electrical Repairs	-	-	-	318	357	-	-	-	-	0.00%
6	Heating/Cooling Repairs	500	18,723	129,451	43,281	78,281	85,000	-	85,000	(44,451)	-34.34%
7	Plumbing Repairs	-	-	-	180	180	-	-	-	-	0.00%
8	Carpentry/Painting	-	712	45,000	178	178	2,407	-	2,407	(42,593)	-94.65%
9	Alarm System Maint/Repairs	-	2,464	2,500	-	-	2,500	-	2,500	-	0.00%
10	Misc Facility Repairs/Maint	4,289	18,204	5,500	4,274	4,731	5,500	-	5,500	-	0.00%
11	Other Contract Services	-	-	-	2,650	2,650	-	-	-	-	0.00%
12	Landscaping/Groundskeeping	-	-	25,000	8,850	13,050	15,000	-	15,000	(10,000)	-40.00%
13	Services - Fire Inspections & Maintenance	2,661	3,649	1,900	1,470	3,817	1,900	-	1,900	-	0.00%
14	Services - Security	4,740	-	8,710	-	-	-	-	-	(8,710)	-100.00%
	2. Contractual Services	$ 43,840	$ 94,291	$ 295,051	$ 77,413	$ 130,023	$ 149,807	$ -	$ 149,807	$ (145,244)	-49.23%
15	Cleaning Supplies	$ 3,211	$ 4,353	$ 5,000	$ 3,020	$ 3,426	$ 5,000	$ -	$ 5,000	$ -	0.00%
16	Cleaning - Paper Products	790	2,831	4,000	2,707	3,174	4,000	-	4,000	-	0.00%
17	Building Materials	193	-	-	-	-	-	-	-	-	0.00%
18	Electrical/Plumbing Supplies	1,623	1,318	1,000	2,866	3,011	1,000	-	1,000	-	0.00%
19	Miscellaneous Hardware	3,436	3,135	2,605	2,435	2,591	2,605	-	2,605	-	0.00%
20	Medical Supplies	-	-	100	-	-	-	-	-	(100)	-100.00%
	3. Commodities	$ 9,254	$ 11,637	$ 12,705	$ 11,028	$ 12,202	$ 12,605	$ -	$ 12,605	$ (100)	-0.79%
21	Other Equipment	$ -	$ 66,791	$ -	$ -	$ -	$ -	$ -	$ -	$ -	0.00%
22	Building Improvements	73,097	35,550	192,616	184,818	184,818	-	-	-	(192,616)	-100.00%
	6. Non-CIP Capital Outlay	$ 73,097	$ 102,341	$ 192,616	$ 184,818	$ 184,818	$ -	$ -	$ -	$ (192,616)	-100.00%
	Total Library - 550 Scott St.	$ 126,192	$ 208,269	$ 500,372	$ 273,259	$ 327,043	$ 162,412	$ -	$ 162,412	$ (337,960)	-67.54%
EXPENDITURES:											
Line No.	**INFORMATION TECHNOLOGY**										
1	Light & Power	$ 1,778	$ 3,384	$ 1,500	$ 1,583	$ 2,705	$ 1,500	$ -	$ 1,500	$ -	0.00%
2	Misc Facility Repairs/Maint	620	-	750	184	184	750	-	750	-	0.00%
	2. Contractual Services	$ 2,399	$ 3,384	$ 2,250	$ 1,767	$ 2,889	$ 2,250	$ -	$ 2,250	$ -	0.00%
3	Cleaning Supplies	$ 229	$ -	$ 300	$ -	$ -	$ 300	$ -	$ 300	$ -	0.00%
4	Cleaning - Paper Products	367	-	200	-	-	200	-	200	-	0.00%
	3. Commodities	$ 595	$ -	$ 500	$ -	$ -	$ 500	$ -	$ 500	$ -	0.00%
	Total Information Technology	$ 2,994	$ 3,384	$ 2,750	$ 1,767	$ 2,889	$ 2,750	$ -	$ 2,750	$ -	0.00%

City of Kyle, Texas
Fund Summary Budget Status Report
GENERAL FUND (1100)

		Actual 2023-24	Actual 2024-25	Approved Budget 2025-26	Year to Date w/Encumbrance 5/31/2026	Current Year Estimate 2025-26	ICM Proposed Base Budget 2026-27	Supplemental Budget 2026-27	ICM Proposed Budget 2026-27	Proposed $ Increase (Decrease) From FY 2025-26 Approved Budget	Proposed % Increase (Decrease) From FY 2025-26 Approved Budget
EXPENDITURES:											
Line No.	**TRAIN DEPOT**										
1	Annual Facility Lease	$ 4,699	$ 16,496	$ 5,152	$ 8,496	$ 8,496	$ 5,152	$ -	$ 5,152	$ -	0.00%
2	Light & Power	2,452	3,053	2,000	1,395	2,290	2,000	-	2,000	-	0.00%
3	Water/Sewer/Trash	-	2,445	862	-	-	862	-	862	-	0.00%
4	Roofing Repairs	-	-	38,150	34,921	34,921	-	-	-	(38,150)	-100.00%
5	Misc Facility Repairs/Maint	-	-	2,500	-	-	2,500	-	2,500	-	0.00%
	2. Contractual Services	$ 7,151	$ 21,995	$ 48,664	$ 44,812	$ 45,707	$ 10,514	$ -	$ 10,514	$ (38,150)	-78.39%
	Total Train Depot	$ 7,151	$ 21,995	$ 48,664	$ 44,812	$ 45,707	$ 10,514	$ -	$ 10,514	$ (38,150)	-78.39%
EXPENDITURES:											
Line No.	**POLICE DEPT - 300 W CENTER ST.**										
1	Light & Power	$ 1,394	$ -	$ -	$ -	$ -	$ -	$ -	$ -	$ -	0.00%
2	Misc Facility Repairs/Maint	1,842	-	-	-	-	-	-	-	-	0.00%
	2. Contractual Services	$ 3,236	$ -	$ -	$ -	$ -	$ -	$ -	$ -	$ -	0.00%
3	Cleaning Supplies	$ 152	$ -	$ -	$ -	$ -	$ -	$ -	$ -	$ -	0.00%
4	Electrical/Plumbing Supplies	149	-	-	-	-	-	-	-	-	0.00%
5	Miscellaneous Hardware	606	-	-	-	-	-	-	-	-	0.00%
	3. Commodities	$ 906	$ -	$ -	$ -	$ -	$ -	$ -	$ -	$ -	0.00%
	Total Police Dept - 300 W Center St.	$ 4,142	$ -	$ -	$ -	$ -	$ -	$ -	$ -	$ -	$ -
EXPENDITURES:											
Line No.	**POLICE DEPT - 111 N FRONT ST.**										
1	Light & Power	$ 5,080	$ 260	$ -	$ -	$ -	$ -	$ -	$ -	$ -	0.00%
2	Heating/Cooling Repairs	300	-	-	50,000	50,000	-	-	-	-	0.00%
3	Misc Facility Repairs/Maint	939	-	-	-	-	-	-	-	-	0.00%
4	Services - Fire Inspections & Maintenance	20	-	-	-	-	-	-	-	-	0.00%
	2. Contractual Services	$ 6,339	$ 260	$ -	$ 50,000	$ 50,000	$ -	$ -	$ -	$ -	0.00%
5	Cleaning Supplies	$ 152	$ 894	$ -	$ -	$ -	$ -	$ -	$ -	$ -	0.00%
6	Electrical/Plumbing Supplies	149	160	-	-	-	-	-	-	-	0.00%
7	Miscellaneous Hardware	1,132	-	-	-	-	-	-	-	-	0.00%
	3. Commodities	$ 1,433	$ 1,054	$ -	$ -	$ -	$ -	$ -	$ -	$ -	0.00%
	Total Police Dept - 111 N Front St.	$ 7,772	$ 1,314	$ -	$ 50,000	$ 50,000	$ -	$ -	$ -	$ -	0.00%
EXPENDITURES:											
Line No.	**PUBLIC SAFETY CENTER - 1760 Kohlers Crossing**										
1	Light & Power	$ 104,933	$ 120,165	$ 70,000	$ 58,445	$ 103,469	$ 70,000	$ -	$ 70,000	$ -	0.00%
2	Natural Gas/Propane	2,156	2,746	30,000	1,919	2,633	5,000	-	5,000	(25,000)	-83.33%
3	Telephone System	-	-	8,000	-	-	-	-	-	(8,000)	-100.00%
4	Internet Service	32,092	25,024	22,500	12,834	25,743	22,500	-	22,500	-	0.00%
5	Water/Sewer/Trash	-	31,392	110,507	-	-	50,000	-	50,000	(60,507)	-54.75%
6	Electrical Repairs	-	-	-	525	525	-	-	-	-	0.00%
7	Heating/Cooling Repairs	-	42,857	30,000	17,958	17,958	30,000	-	30,000	-	0.00%
8	Plumbing Repairs	-	-	-	40	40	-	-	-	-	0.00%
9	Carpentry/Painting	-	-	31,298	176	176	1,936	-	1,936	(29,362)	-93.81%
10	Alarm System Maint/Repairs	-	4,103	1,500	650	650	1,500	-	1,500	-	0.00%
11	Grounds Maintenance/Repair	-	9,646	-	4,811	4,811	-	-	-	-	0.00%
12	Misc Facility Repairs/Maint	13,129	17,765	38,556	59,658	43,346	38,556	-	38,556	-	0.00%
13	Janitorial Service - Contract	-	45	-	-	-	-	-	-	-	0.00%
14	Other Contract Services	-	-	14,336	14,334	14,336	14,336	-	14,336	-	0.00%
15	Landscaping/Groundskeeping	29,489	12,190	33,690	43,622	43,622	33,690	-	33,690	-	0.00%
16	Services - Fire Inspections & Maintenance	720	920	3,870	6,980	6,980	3,870	-	3,870	-	0.00%
17	Services - Pest Control	-	-	3,000	-	313	1,800	-	1,800	(1,200)	-40.00%
18	Services - Security	360	-	36,000	-	-	-	-	-	(36,000)	-100.00%
	2. Contractual Services	$ 182,880	$ 266,851	$ 433,257	$ 221,950	$ 264,602	$ 273,188	$ -	$ 273,188	$ (160,069)	-36.95%

City of Kyle, Texas
Fund Summary Budget Status Report
GENERAL FUND (1100)

		Actual 2023-24	Actual 2024-25	Approved Budget 2025-26	Year to Date w/Encumbrance 5/31/2026	Current Year Estimate 2025-26	ICM Proposed Base Budget 2026-27	Supplemental Budget 2026-27	ICM Proposed Budget 2026-27	Proposed $ Increase (Decrease) From FY 2025-26 Approved Budget	Proposed % Increase (Decrease) From FY 2025-26 Approved Budget
19	Cleaning Supplies	$ 7,860	$ 11,400	$ 10,000	$ 9,203	$ 11,112	$ 10,000	$ -	$ 10,000	$ -	0.00%
20	Cleaning - Paper Products	3,288	5,077	10,000	5,389	3,870	10,000	-	10,000	-	0.00%
21	Building Materials	7,384	6,844	-	-	-	-	-	-	-	0.00%
22	Electrical/Plumbing Supplies	2,028	1,111	3,000	1,982	2,187	3,000	-	3,000	-	0.00%
23	Miscellaneous Hardware	5,864	10,418	4,848	13,608	14,057	4,848	-	4,848	-	0.00%
24	Medical Supplies	467	-	5,000	-	-	-	-	-	(5,000)	-100.00%
25	Pesticides	-	54	-	-	-	-	-	-	-	0.00%
26	Other Operational Equipment	4,568	-	3,498	2,950	2,950	3,498	-	3,498	-	0.00%
	3. Commodities	$ 31,460	$ 34,904	$ 36,346	$ 33,132	$ 34,176	$ 31,346	$ -	$ 31,346	$ (5,000)	-13.76%
	Total Public Safety Center - 1760 Kohlers Crossing	$ 214,340	$ 301,755	$ 469,603	$ 255,082	$ 298,778	$ 304,534	$ -	$ 304,534	$ (165,069)	-35.15%

EXPENDITURES:

Line No. PARKS SHOP - 225 VETERANS DR

1	Light & Power	$ 4,080	$ 12,549	$ 3,000	$ 11,085	$ 19,905	$ 3,000	$ -	$ 3,000	$ -	0.00%
2	Natural Gas/Propane	647	792	2,000	528	704	1,000	-	1,000	(1,000)	-50.00%
3	Internet Service	-	-	5,500	-	-	-	-	-	(5,500)	-100.00%
4	Water/Sewer/Trash	-	7,580	1,540	-	-	1,540	-	1,540	-	0.00%
5	Heating/Cooling Repairs	9	66	24,200	29	38	12,105	-	12,105	(12,095)	-49.98%
6	Plumbing Repairs	-	-	1,500	42	42	500	-	500	(1,000)	-66.67%
7	Misc Facility Repairs/Maint	2,294	1,675	3,500	1,263	1,648	2,000	-	2,000	(1,500)	-42.86%
8	Services-Fire Inspections & Maintenance	255	-	-	200	200	-	-	-	-	0.00%
	2. Contractual Services	$ 7,286	$ 22,661	$ 41,240	$ 13,146	$ 22,537	$ 20,145	$ -	$ 20,145	$ (21,095)	-51.15%
9	Cleaning Supplies	$ 587	$ 638	$ 1,000	$ 293	$ 293	$ 1,000	$ -	$ 1,000	$ -	0.00%
10	Cleaning - Paper Products	541	364	800	-	-	400	-	400	(400)	-50.00%
11	Electrical/Plumbing Supplies	-	674	500	-	48	500	-	500	-	0.00%
12	Miscellaneous Hardware	641	1,210	1,310	1,232	1,232	1,310	-	1,310	-	0.00%
13	Medical Supplies	1,740	-	100	-	-	-	-	-	(100)	-100.00%
	3. Commodities	$ 3,508	$ 2,886	$ 3,710	$ 1,525	$ 1,573	$ 3,210	$ -	$ 3,210	$ (500)	-13.48%
	Total Parks Shop - 225 Veterans Dr	$ 10,794	$ 25,547	$ 44,950	$ 14,671	$ 24,110	$ 23,355	$ -	$ 23,355	$ (21,595)	-48.04%

EXPENDITURES:

Line No. PARKS ADMIN - LAKE KYLE

1	Annual Facility Lease	$ -	$ -	$ 6,200	$ -	$ -	$ -	$ -	$ -	$ (6,200)	-100.00%
2	Light & Power	3,054	3,958	3,600	2,365	4,004	3,600	-	3,600	-	0.00%
3	Internet Service	-	-	6,200	-	-	-	-	-	(6,200)	-100.00%
4	Water/Sewer/Trash	-	7,735	1,793	-	-	1,793	-	1,793	-	0.00%
5	Heating/Cooling Repairs	(66)	5,111	18,625	63	104	3,000	-	3,000	(15,625)	-83.89%
6	Plumbing Repairs	-	-	1,000	-	-	-	-	-	(1,000)	-100.00%
7	Misc Facility Repairs/Maint	862	1,322	3,600	818	844	1,600	-	1,600	(2,000)	-55.56%
8	Services - Fire Inspections & Maintenance	255	-	-	200	200	-	-	-	-	0.00%
9	Services - Security	-	-	9,028	-	-	-	-	-	(9,028)	-100.00%
	2. Contractual Services	$ 4,105	$ 18,126	$ 50,046	$ 3,445	$ 5,152	$ 9,993	$ -	$ 9,993	$ (40,053)	-80.03%
10	Cleaning Supplies	$ 2,858	$ 1,239	$ 1,500	$ 258	$ 274	$ 1,500	$ -	$ 1,500	$ -	0.00%
11	Cleaning - Paper Products	514	335	500	355	355	500	-	500	-	0.00%
12	Electrical/Plumbing Supplies	611	710	700	-		700	-	700	-	0.00%
13	Miscellaneous Hardware	1,424	867	805	616	616	805	-	805	-	0.00%
14	Medical Supplies	-	-	150	-	-	-	-	-	(150)	-100.00%
15	Pesticides	-	14	-	-	-	-	-	-	-	0.00%
	3. Commodities	$ 5,407	$ 3,165	$ 3,655	$ 1,229	$ 1,245	$ 3,505	$ -	$ 3,505	$ (150)	-4.10%
	Total Parks Admin - Lake Kyle	$ 9,512	$ 21,291	$ 53,701	$ 4,674	$ 6,397	$ 13,498	$ -	$ 13,498	$ (40,203)	-74.86%

City of Kyle, Texas
Fund Summary Budget Status Report
GENERAL FUND (1100)

Line No.		Actual 2023-24	Actual 2024-25	Approved Budget 2025-26	Year to Date w/Encumbrance 5/31/2026	Current Year Estimate 2025-26	ICM Proposed Base Budget 2026-27	Supplemental Budget 2026-27	ICM Proposed Budget 2026-27	Proposed $ Increase (Decrease) From FY 2025-26 Approved Budget	Proposed % Increase (Decrease) From FY 2025-26 Approved Budget
EXPENDITURES:											
Line No.	**PARKS ADMIN - REPUBLIC DRIVE**										
1	Light & Power	$ -	$ 8,028	$ 4,000	$ 6,901	$ 12,316	$ 4,000	$ -	$ 4,000	$ -	0.00%
2	Water/Sewer/Trash	-	3,832	2,000	2,739	3,941	2,000	-	2,000	-	0.00%
3	Electrical Repairs	-	85	-	-	-	-		-	-	0.00%
4	Heating/Cooling Repairs	-	4,930	10,000	292	403	5,000	-	5,000	(5,000)	-50.00%
5	Plumbing Repairs	-	2,045	2,500	371	371	1,250	-	1,250	(1,250)	-50.00%
6	Carpentry/Painting	-	160	-	42	42	-	-	-	-	0.00%
7	Misc Facility Repairs/Maint	-	3,044	1,000	329	469	1,000	-	1,000	-	0.00%
8	Services - Fire Inspections & Maintenance	-	555	-	-	72	-	-	-	-	0.00%
	2. Contractual Services	$ -	$ 22,678	$ 19,500	$ 10,675	$ 17,614	$ 13,250	$ -	$ 13,250	$ (6,250)	-32.05%
9	Cleaning Supplies	$ -	$ 4,126	$ 5,000	$ 2,361	$ 2,979	$ 5,000	$ -	$ 5,000	$ -	0.00%
10	Cleaning - Paper Products	-	505	2,500	313	313	1,250	-	1,250	(1,250)	-50.00%
11	Electrical/Plumbing Supplies	-	191	1,500	720	720	1,500	-	1,500	-	0.00%
12	Miscellaneous Hardware	-	5,301	3,590	5,463	5,860	3,590	-	3,590	-	0.00%
	3. Commodities	$ -	$ 10,123	$ 12,590	$ 8,857	$ 9,872	$ 11,340	$ -	$ 11,340	$ (1,250)	-9.93%
	Total Parks Admin - Republic Drive	$ -	$ 32,802	$ 32,090	$ 19,532	$ 27,486	$ 24,590	$ -	$ 24,590	$ (7,500)	-23.37%
EXPENDITURES:											
Line No.	**PARKS ADMIN - 1500 DACY LANE**										
1	Light & Power	$ -	$ -	$ 4,000	$ 554	$ 1,369	$ 3,000	$ -	$ 3,000	$ (1,000)	-25.00%
2	Natural Gas/Propane	-	-	2,600	-	-	2,600	-	2,600	-	0.00%
3	Water/Sewer/Trash	-	-	761	382	680	761	-	761	-	0.00%
4	Electrical Repairs	-	-	1,000	-	-	1,000	-	1,000	-	0.00%
5	Heating/Cooling Repairs	-	-	10,000	-	-	2,500	-	2,500	(7,500)	-75.00%
6	Plumbing Repairs	-	-	1,000	-	-	1,000	-	1,000	-	0.00%
7	Carpentry/Painting	-	-	500	-	-	500	-	500	-	0.00%
8	Misc Facility Repairs/Maint	-	-	1,000	-	-	1,000	-	1,000	-	0.00%
9	Landscaping/Groundskeeping	-	-	26,000	-	-	13,000	-	13,000	(13,000)	-50.00%
10	Services - Fire Inspections & Maintenance	-	-	-	5,579	5,579	-	-	-	-	0.00%
11	Services - Pest Control	-	-	1,200	-	-	1,200	-	1,200	-	0.00%
	2. Contractual Services	$ -	$ -	$ 48,061	$ 6,515	$ 7,628	$ 26,561	$ -	$ 26,561	$ (21,500)	-44.73%
12	Cleaning Supplies	$ -	$ -	$ 8,000	$ -	$ -	$ 8,000	$ -	$ 8,000	$ -	0.00%
13	Cleaning - Paper Products	-	-	5,000	-	-	5,000	-	5,000	-	0.00%
14	Electrical/Plumbing Supplies	-	-	500	-	-	500	-	500	-	0.00%
15	Miscellaneous Hardware	-	-	3,590	-	-	3,250	-	3,250	(340)	-9.47%
	3. Commodities	$ -	$ -	$ 17,090	$ -	$ -	$ 16,750	$ -	$ 16,750	$ (340)	-1.99%
	Total Parks Admin - 1500 Dacy Lane	$ -	$ -	$ 65,151	$ 6,515	$ 7,628	$ 43,311	$ -	$ 43,311	$ (21,840)	-33.52%
EXPENDITURES:											
Line No.	**POOL - GREGG CLARKE PARK**										
1	Light & Power	$ 8,674	$ 10,929	$ 10,000	$ 4,649	$ 8,480	$ 10,000	$ -	$ 10,000	$ -	0.00%
2	Telephone System	1,168	1,219	1,000	437	1,199	1,000	-	1,000	-	0.00%
3	Internet Service	-	-	6,500	-	-	-	-	-	(6,500)	-100.00%
4	Water/Sewer/Trash	-	71,259	5,370	-	-	-	-	-	(5,370)	-100.00%
5	Plumbing Repairs	85	960	450	121	121	450	-	450	-	0.00%
6	Misc Facility Repairs/Maint	-	-	-	184	184	-	-	-	-	0.00%
	2. Contractual Services	$ 9,927	$ 84,367	$ 23,320	$ 5,392	$ 9,984	$ 11,450	$ -	$ 11,450	$ (11,870)	-50.90%
7	Cleaning Supplies	$ -	$ -	$ 500	$ -	$ -	$ 500	$ -	$ 500	$ -	0.00%
8	Cleaning - Paper Products	367	-	175	-	-	175	-	175	-	0.00%
9	Electrical/Plumbing Supplies	335	1,063	3,000	217	265	3,000	-	3,000	-	0.00%
10	Miscellaneous Hardware	1,086	1,210	1,210	1,232	1,232	1,210	-	1,210	-	0.00%
11	Medical Supplies		-	100	-	-	100	-	100	-	0.00%
	3. Commodities	$ 1,788	$ 2,273	$ 4,985	$ 1,449	$ 1,497	$ 4,985	$ -	$ 4,985	$ -	0.00%
	Total Pool - Gregg Clarke Park	$ 11,715	$ 86,640	$ 28,305	$ 6,840	$ 11,481	$ 16,435	$ -	$ 16,435	$ (11,870)	-41.94%
	T&PW	$ 8,255,821	$ 9,408,415	$ 17,185,440	$ 9,792,692	$ 13,761,987	$ 13,173,990	$ -	$ 13,173,990	$ (3,533,423)	-20.56%

City of Kyle, Texas
Fund Summary Budget Status Report
GENERAL FUND (1100)

EXPENDITURES:

Line No.	ENGINEERING	Actual 2023-24	Actual 2024-25	Approved Budget 2025-26	Year to Date w/Encumbrance 5/31/2026	Current Year Estimate 2025-26	ICM Proposed Base Budget 2026-27	Supplemental Budget 2026-27	ICM Proposed Budget 2026-27	Proposed $ Increase (Decrease) From FY 2025-26 Approved Budget	Proposed % Increase (Decrease) From FY 2025-26 Approved Budget
1	Regular Full Time Wages	$ 392,070	$ 457,410	$ 425,471	$ 134,161	$ 220,991	$ 355,356	$ -	$ 355,356	$ (70,115)	-16.48%
2	Leave Buy Back Program	-	9,859	-	9,059	9,059	-	-	-	-	0.00%
3	GWI/Merit Increase	-	-	10,034	-	-	-	-	-	(10,034)	-100.00%
4	Longevity Pay	2,843	3,353	2,160	1,658	1,658	2,910	-	2,910	750	34.72%
5	Car Allowance	1,508	2,205	6,000	2,214	2,582	6,000	-	6,000	-	0.00%
6	Health Insurance Deductible	3,292	3,438	4,000	2,083	2,083	-	-	-	(4,000)	-100.00%
7	FICA/Social Security	29,826	35,074	33,940	9,860	12,494	27,909	-	27,909	(6,031)	-17.77%
8	State Unemployment Taxes	383	245	468	428	508	351	-	351	(117)	-25.00%
9	Retirement - TMRS	52,639	67,181	67,104	21,489	28,952	54,832	-	54,832	(12,272)	-18.29%
10	Health Insurance	32,870	43,455	53,495	14,824	23,342	51,591	-	51,591	(1,904)	-3.56%
11	Dental Insurance	1,334	1,779	2,672	495	808	1,992	-	1,992	(680)	-25.45%
12	Life Insurance	1,944	1,150	1,702	218	336	1,080	-	1,080	(622)	-36.55%
13	ST/LT Disability Insurance	2,149	1,683	1,542	424	618	1,042	-	1,042	(500)	-32.43%
14	Vision Insurance	271	320	471	92	148	336	-	336	(135)	-28.66%
15	AD&D	201	200	170	11	22	108	-	108	(62)	-36.47%
16	Personnel Vacancy Savings	-	-	(19,228)	-	-	-	-	-	19,228	-100.00%
	1. Personnel	$ 521,329	$ 627,350	$ 590,001	$ 197,016	$ 303,601	$ 503,507	$ -	$ 503,507	$ (86,494)	-14.66%
17	Travel - Training & Conferences	$ 1,357	$ 6,504	$ 5,750	$ 2,695	$ 2,695	$ 5,750	$ -	$ 5,750	$ -	0.00%
18	Memberships and Dues	6,397	600	50	-	-	50	-	50	-	0.00%
19	Subscription and Books	-	288	-	-	-	-	-	-	-	0.00%
20	Lease Payments - Motor Vehicles	-	5,884	-	671	-	-	-	-	-	0.00%
21	Motor Vehicle Repair/Maint	1,649	135	300	222	227	300	-	300	-	0.00%
22	Legal Services	6,677	-	-	-	-	-	-	-	-	0.00%
23	County Recording Fees	65	-	-	-	-	-	-	-	-	0.00%
24	Outside Printing	-	-	100	100	100	100	-	100	-	0.00%
25	Advertising	-	3,580	-	-	-	-	-	-	-	0.00%
26	Public Notices	72	92	100	-	-	100	-	100	-	0.00%
27	Testing/Certification	175	510	255	-	-	255	-	255	-	0.00%
28	Other Contract Services	-	39,067	40,000	13,223	15,000	40,000	-	40,000	-	0.00%
29	IT Software/System Fees	10,112	-	-	-	-	-	-	-	-	0.00%
30	Services - Engineering	46,195	206,737	625,238	300,119	300,119	90,000	-	90,000	(535,238)	-85.61%
	2. Contractual Services	$ 72,699	$ 263,397	$ 671,793	$ 317,030	$ 318,141	$ 136,555	$ -	$ 136,555	$ (535,238)	-79.67%
31	Uniforms (Buy)	$ 85	$ 296	$ 650	$ -	$ -	$ 300	$ -	$ 300	$ (350)	-53.85%
32	General Office Supplies	1,147	977	3,980	4,651	1,071	1,250	-	1,250	(2,730)	-68.59%
33	Postage	150	247	-	50	50	-	-	-	-	0.00%
34	Miscellaneous Occasions Supplies	245	-	-	-	-	-	-	-	-	0.00%
35	Food/Meals	299	1,348	75	758	758	75	-	75	-	0.00%
36	Miscellaneous Supplies	205	823	-	140	140	-	-	-	-	0.00%
37	Office Furniture (<$5K)	-	4,274	-	276	276	-	-	-	-	0.00%
38	Computer Hardware	4,117	-	-	-	-	-	-	-	-	0.00%
39	Computer Software	-	-	7,000	-	390	-	-	-	(7,000)	-100.00%
40	Fuel	1,135	511	500	-	-	500	-	500	-	0.00%
	3. Commodities	$ 7,383	$ 8,476	$ 12,205	$ 5,875	$ 2,685	$ 2,125	$ -	$ 2,125	$ (10,080)	-82.59%
41	Office Furniture (>$5K)	$ -	$ 37,997	$ 37,997	$ 37,997	$ 37,997	$ -	$ -	$ -	$ (37,997)	-100.00%
	6. Non-CIP Capital Outlay	$ -	$ 37,997	$ 37,997	$ 37,997	$ 37,997	$ -	$ -	$ -	$ (37,997)	-100.00%
	Total Engineering	$ 601,411	$ 937,220	$ 1,311,995	$ 557,917	$ 662,424	$ 642,187	$ -	$ 642,187	$ (669,808)	-51.05%

City of Kyle, Texas
Fund Summary Budget Status Report
GENERAL FUND (1100)

Line No.	CIP & PLANNING	Actual 2023-24	Actual 2024-25	Approved Budget 2025-26	Year to Date w/Encumbrance 5/31/2026	Current Year Estimate 2025-26	ICM Proposed Base Budget 2026-27	Supplemental Budget 2026-27	ICM Proposed Budget 2026-27	Proposed $ Increase (Decrease) From FY 2025-26 Approved Budget	Proposed % Increase (Decrease) From FY 2025-26 Approved Budget
1	Regular Full Time Wages	$ -	$ 6,907	$ 1,075,707	$ 680,928	$ 1,063,625	$ 1,104,551	$ -	$ 1,104,551	$ 28,844	2.68%
2	Overtime Wages	-	-	1,700	189	244	756	-	756	(944)	-55.53%
3	Leave Buy Back Program	-	-	-	35,533	35,533	-	-	-	-	0.00%
4	GWI/Merit Increase	-	-	25,631	-	-	-	-	-	(25,631)	-100.00%
5	Longevity Pay	-	-	4,080	4,080	4,080	5,445	-	5,445	1,365	33.46%
6	Car Allowance	-	-	4,500	-	-	4,500	-	4,500	-	0.00%
7	Health Insurance Deductible	-	-	10,000	11,000	11,000	-	-	-	(10,000)	-100.00%
8	FICA/Social Security	-	517	85,061	54,092	80,572	85,317	-	85,317	256	0.30%
9	State Unemployment Taxes	-	-	1,170	1,881	1,386	1,170	-	1,170	-	0.00%
10	Retirement - TMRS	-	1,003	168,126	106,244	158,128	167,622	-	167,622	(504)	-0.30%
11	Health Insurance	-	953	177,624	92,277	142,202	171,969	-	171,969	(5,655)	-3.18%
12	Dental Insurance	-	34	6,681	3,202	4,946	6,639	-	6,639	(42)	-0.63%
13	Life Insurance	-	15	4,938	1,391	2,154	3,960	-	3,960	(978)	-19.81%
14	ST/LT Disability Insurance	-	26	4,532	2,382	3,690	3,850	-	3,850	(682)	-15.05%
15	Vision Insurance	-	5	1,178	547	840	1,122	-	1,122	(56)	-4.75%
16	AD&D	-	3	494	73	146	396	-	396	(98)	-19.84%
17	Personnel Vacancy Savings	-	-	(51,817)	-	-	-	-	-	51,817	-100.00%
	1. Personnel	$ -	$ 9,463	$ 1,519,605	$ 993,821	$ 1,508,546	$ 1,557,297	$ -	$ 1,557,297	$ 37,692	2.48%
18	Travel - Training & Conferences	$ -	$ -	$ 7,000	$ 3,997	$ 3,997	$ 2,000	$ -	$ 2,000	$ (5,000)	-71.43%
19	Memberships and Dues	-	-	7,000	7,242	7,242	-	-	-	(7,000)	-100.00%
20	Cell Phones/Pagers	-	-	3,436	-	-	-	-	-	(3,436)	-100.00%
21	Lease Payments - Motor Vehicles	-	-	5,000	4,707	6,334	5,000	-	5,000	-	0.00%
22	Motor Vehicle Repair/Maint	-	-	750	1,125	613	500	-	500	(250)	-33.33%
23	County Recording Fees	-	-	800	106	106	-	-	-	(800)	-100.00%
24	Outside Printing	-	-	200	-	-	-	-	-	(200)	-100.00%
25	Public Notices	-	-	500	-	-	-	-	-	(500)	-100.00%
26	Testing/Certification	-	-	213	205	205	-	-	-	(213)	-100.00%
27	Other Contract Services	-	-	150,000	-	-	-	-	-	(150,000)	-100.00%
28	Services - Engineering	-	-	500,000	10,931	15,000	45,000	-	45,000	(455,000)	-91.00%
	2. Contractual Services	$ -	$ -	$ 674,899	$ 28,312	$ 33,497	$ 52,500	$ -	$ 52,500	$ (622,399)	-92.22%
29	Uniforms (Buy)	$ -	$ 365	$ 1,800	$ 1,176	$ 1,176	$ 500	$ -	$ 500	$ (1,300)	-72.22%
30	General Office Supplies	-	-	1,600	1,194	1,240	-	-	-	(1,600)	-100.00%
31	Postage	-	-	500	-	-	-	-	-	(500)	-100.00%
32	Food/Meals	-	-	375	360	360	-	-	-	(375)	-100.00%
33	Office Furniture (<$5K)	-	-	2,625	-	-	-	-	-	(2,625)	-100.00%
34	Fuel	-	-	1,000	-	-	-	-	-	(1,000)	-100.00%
	3. Commodities	$ -	$ 365	$ 7,900	$ 2,731	$ 2,840	$ 500	$ -	$ 500	$ (7,400)	-93.67%
	Total CIP & Planning	$ -	$ 9,828	$ 2,202,403	$ 1,024,864	$ 1,544,883	$ 1,610,297	$ -	$ 1,610,297	$ (592,106)	-26.88%

City of Kyle, Texas
Fund Summary Budget Status Report
GENERAL FUND (1100)

Line No.		Actual 2023-24	Actual 2024-25	Approved Budget 2025-26	Year to Date w/Encumbrance 5/31/2026	Current Year Estimate 2025-26	ICM Proposed Base Budget 2026-27	Supplemental Budget 2026-27	ICM Proposed Budget 2026-27	Proposed $ Increase (Decrease) From FY 2025-26 Approved Budget	Proposed % Increase (Decrease) From FY 2025-26 Approved Budget
EXPENDITURES:											
Line No.	**TRAFFIC & TRANSPORTATION**										
1	Regular Full Time Wages	$ -	$ 2,182	$ 275,680	$ 121,614	$ 160,590	$ 160,590	$ -	$ 160,590	$ (115,090)	-41.75%
2	Overtime Wages	-	-	1,700	-	-	-	-	-	(1,700)	-100.00%
3	GWI/Merit Increase	-	-	9,550	-	-	-	-	-	(9,550)	-100.00%
4	Longevity Pay	-	-	510	-	-	270	-	270	(240)	-47.06%
5	Car Allowance	-	-	4,500	-	-	4,500	-	4,500	-	0.00%
6	Health Insurance Deductible	-	-	2,000	1,000	1,000	-	-	-	(2,000)	-100.00%
7	FICA/Social Security	-	163	22,356	9,111	12,650	12,650	-	12,650	(9,706)	-43.42%
8	State Unemployment Taxes	-	-	234	171	117	117	-	117	(117)	-50.00%
9	Retirement - TMRS	-	320	43,222	18,220	24,854	24,854	-	24,854	(18,368)	-42.50%
10	Health Insurance	-	254	32,804	13,929	22,458	17,197	-	17,197	(15,607)	-47.58%
11	Dental Insurance	-	9	1,336	355	592	664	-	664	(672)	-50.30%
12	Life Insurance	-	4	1,080	186	308	360	-	360	(720)	-66.67%
13	ST/LT Disability Insurance	-	8	1,019	332	548	350	-	350	(669)	-65.65%
14	Vision Insurance	-	2	235	71	118	112	-	112	(123)	-52.34%
15	AD&D	-	1	108	17	34	36	-	36	(72)	-66.67%
16	Personnel Vacancy Savings	-	-	(18,703)	-	-	-	-	-	18,703	-100.00%
	1. Personnel	$ -	$ 2,943	$ 377,631	$ 165,004	$ 223,269	$ 221,700	$ -	$ 221,700	$ (155,931)	-41.29%
17	Travel - Training & Conferences	$ -	$ -	$ -	$ -	$ -	$ 200	$ -	$ 200	$ 200	0.00%
18	Engineering Services	-	-	-	-	-	10,000	-	10,000	10,000	0.00%
	2. Contractual Services	$ -	$ -	$ -	$ -	$ -	$ 10,200	$ -	$ 10,200	$ 10,200	0.00%
	Total Traffic & Transportation	$ -	$ 2,943	$ 377,631	$ 165,004	$ 223,269	$ 231,900	$ -	$ 231,900	$ (145,731)	-38.59%
	Total CIP & Engineering	$ 601,411	$ 949,991	$ 3,892,030	$ 1,747,786	$ 2,430,576	$ 2,484,384	$ -	$ 2,484,384	$ (1,407,646)	-36.17%
TOTAL EXPENDITURES:		**$ 71,020,748**	**$ 83,703,177**	**$ 79,239,977**	**$ 50,528,130**	**$ 72,398,620**	**$ 71,335,817**	**$ -**	**$ 71,335,817**	**$ (7,825,160)**	**-9.88%**
TOTAL REVENUE & TRANSFERS-IN IN EXCESS (DEFICIT) OVER EXPENDITURES		**$ (8,385,508)**	**$ (10,855,204)**	**$ (638,063)**	**$ 4,366,400**	**$ 3,042,667**	**$ 2,349,597**	**$ -**	**$ 2,349,597**		
AUDIT ADJUSTMENT		**$ -**	**$ -**		**$ -**						
ESTIMATED ENDING FUND BALANCE		**$ 25,832,912**	**$ 14,977,707**	**$ 20,318,555**	**$ 19,344,107**	**$ 18,020,374**	**$ 20,369,971**		**$ 20,369,971**		

Water Utility Fund
Summary & Line-Item Detail

Proposed Budget
Fiscal Year 2026-27

City Council Budget Meeting

August 1, 2026

City of Kyle, Texas
Fund Summary Budget Status Report
WATER UTILITY FUND (3100)

		Actual 2023-24	Actual 2024-25	Approved Budget 2025-26	Year to Date w/Encumbrance 5/31/2026	Current Year Estimate 2025-26	ICM Proposed Base Budget 2026-27	ICM Supplemental Budget 2026-27	ICM Proposed Budget 2026-27	Proposed $ Increase (Decrease) From FY 2025-26 Approved Budget	Proposed % Increase (Decrease) From FY 2025-26 Approved Budget
	BEGINNING FUND BALANCE	$ 13,738,534	$ 15,005,254	$ 15,506,580	$ 18,197,866	$ 18,197,866	$ 21,344,312		$ 21,344,312		
	REVENUE:										
1	Water Sales	$ 18,196,116	$ 22,829,557	$ 26,823,975	$ 19,639,421	$ 29,736,722	$ 33,214,952	$ -	$ 33,214,952	$ 6,390,977	23.83%
2	Misc Water Charges	1,078,311	843,898	855,000	807,401	1,500,084	1,500,084	-	1,500,084	645,084	75.45%
3	Interest and Other	1,233,138	1,172,994	950,000	227,166	342,734	345,000	-	345,000	(605,000)	-63.68%
	TOTAL REVENUE:	$ 20,507,565	$ 24,846,449	$ 28,628,975	$ 20,673,988	$ 31,579,540	$ 35,060,036	$ -	$ 35,060,036	$ 6,431,061	22.46%
4	Transfer In	$ -	$ 4,946,490	$ -	$ -	$ -	$ -	$ -	$ -	$ -	0.00%
	TOTAL REVENUE AND TRANSFERS IN:	$ 20,507,565	$ 29,792,939	$ 28,628,975	$ 20,673,988	$ 31,579,540	$ 35,060,036	$ -	$ 35,060,036	$ 6,431,061	22.46%
	EXPENDITURES:										
5	City Attorney's Office	$ -	$ 2,048	$ 129,750	$ 66,015	$ 73,548	$ 129,750	$ -	$ 129,750	$ -	0.00%
6	Administrative Services	1,589,903	1,251,990	917,326	435,593	859,469	905,160	-	905,160	(12,166)	-1.33%
7	Information Technology	-	396,239	349,508	351,931	356,404	349,508	-	349,508	-	0.00%
8	Transportation & Public Works	415,428	548,373	340,113	184,787	311,347	465,716	-	465,716	125,604	36.93%
9	Water Utilities	14,472,523	15,863,086	23,500,817	11,978,871	20,092,675	22,500,771	-	22,500,771	(1,000,046)	-4.26%
10	Non-Departmental	107,352	119,243	407,822	149,233	169,233	170,237	-	170,237	(237,585)	-58.26%
11	General Debt I&S	-	-	3,202,000	-	1,900,000	3,234,348	-	3,234,348	32,348	1.01%
	TOTAL EXPENDITURES:	$ 16,585,205	$ 18,180,978	$ 28,847,335	$ 13,166,429	$ 23,762,676	$ 27,755,490	$ -	$ 27,755,490	$ (1,059,497)	-3.67%
	TOTAL TRANSFERS OUT:	$ 1,548,326	$ 3,113,656	$ 4,670,417	$ 2,335,208	$ 4,670,418	$ 4,692,442	$ -	$ 4,692,442	$ 22,025	0.47%
	TOTAL EXPENDITURES & TRANSFERS OUT	$ 18,133,531	$ 21,294,634	$ 33,517,752	$ 15,501,638	$ 28,433,094	$ 32,447,933	$ -	$ 32,447,933	$ (1,037,472)	-3.10%
	TOTAL REVENUE & TRANSFERS-IN IN EXCESS (DEFICIT) OVER EXPENDITURES	$ 2,374,034	$ 8,498,305	$ (4,888,777)	$ 5,172,351	$ 3,146,446	$ 2,612,103	$ -	$ 2,612,103		
	ADJUSTMENT PER AUDIT FOR RESTRICTED FUNDS	**$ (1,107,315)**	**$ (5,305,692)**								
	ESTIMATED ENDING FUND BALANCE	**$ 15,005,254**	**$ 18,197,866**	**$ 10,617,803**	**$ 23,370,217**	**$ 21,344,312**	**$ 23,956,416**		**$ 23,956,416**		

City of Kyle, Texas
Fund Summary Budget Status Report
WATER UTILITY FUND (3100)

Line No.		Actual 2023-24	Actual 2024-25	Approved Budget 2025-26	Year to Date w/Encumbrance 5/31/2026	Current Year Estimate 2025-26	ICM Proposed Base Budget 2026-27	Supplemental Budget 2026-27	ICM Proposed Budget 2026-27	Proposed $ Increase (Decrease) From FY 2025-26 Approved Budget	Proposed % Increase (Decrease) From FY 2025-26 Approved Budget
	BEGINNING FUND BALANCE	$ 13,738,534	$ 15,005,254	$ 15,506,580	$ 18,197,866	$ 18,197,866	$ 21,344,312		$ 21,344,312		
	REVENUE:										
	Water Service Charges										
1	Water Consumption Charges	$ 10,018,183	$ 13,233,805	$ 14,746,944	$ 11,359,605	$ 16,976,815	$ 19,656,314	$ -	$ 19,656,314	$ 4,909,370	33.29%
2	Bulk Water Sales	-	-	2,000	-	2,000	2,000	-	2,000	-	0.00%
3	Water Service Taps	454,087	456,820	266,000	233,611	369,522	369,522	-	369,522	103,522	38.92%
4	Reconnect Fees	64,061	120,018	30,000	74,701	100,558	100,558	-	100,558	70,558	235.19%
5	Water Service Charges	261,428	237,243	106,400	128,844	188,178	188,178	-	188,178	81,778	76.86%
6	Min. Monthly Charge - Water	7,245,697	8,613,626	11,384,991	7,751,784	11,684,533	12,483,264	-	12,483,264	1,098,273	9.65%
7	Miscellaneous Water Revenue	15,777	22,683	10,640	22,046	34,884	34,884	-	34,884	24,244	227.86%
8	Water Transfer Fee	7,301	4,147	1,500	1,902	3,044	3,044	-	3,044	1,544	102.93%
9	Backflow Prevention Assembly Tester-Annual Fee	-	8,664	-	-	-	-	-	-	-	0.00%
10	Backflow Assembly Testing Fee	68,600	80,000	-	66,719	101,688	101,688	-	101,688	101,688	0.00%
11	Inspection Turn On Charge	-	-	500	-	500	500	-	500	-	0.00%
12	Shared Water	60,983	52,554	275,000	210	275,000	275,000	-	275,000	-	0.00%
	Total Water Service Charges	$ 18,196,116	$ 22,829,557	$ 26,823,975	$ 19,639,421	$ 29,736,722	$ 33,214,952	$ -	$ 33,214,952	$ 6,390,977	23.83%
	Misc Water Charges										
13	Water Meter - Fee	$ 525,571	$ 337,864	$ 400,000	$ 193,300	$ 264,232	$ 264,232	$ -	$ 264,232	$ (135,768)	-33.94%
14	Refunds and Reimbursement	-	-	5,000	-	5,000	5,000	-	5,000	-	0.00%
15	Late Payment Penalties	399,074	323,030	300,000	294,890	734,302	734,302	-	734,302	434,302	144.77%
16	Electronic Pmt Processing Fee	153,666	183,004	150,000	319,211	496,550	496,550	-	496,550	346,550	231.03%
	Total Misc Water Charges	$ 1,078,311	$ 843,898	$ 855,000	$ 807,401	$ 1,500,084	$ 1,500,084	$ -	$ 1,500,084	$ 645,084	75.45%
	Miscellaneous										
17	Investment Income	$ 1,186,487	$ 1,127,814	$ 900,000	$ 198,489	$ 297,734	$ 300,000	$ -	$ 300,000	$ (600,000)	-66.67%
18	Lease - Water Tower	46,111	42,496	45,000	28,677	45,000	45,000	-	45,000	-	0.00%
19	Misc Revenue-Scrap Sales	541	2,683	5,000	-	-	-	-	-	(5,000)	-100.00%
	Total Miscellaneous	$ 1,233,138	$ 1,172,994	$ 950,000	$ 227,166	$ 342,734	$ 345,000	$ -	$ 345,000	$ (605,000)	-63.68%
	TOTAL REVENUE:	$ 20,507,565	$ 24,846,449	$ 28,628,975	$ 20,673,988	$ 31,579,540	$ 35,060,036	$ -	$ 35,060,036	$ 6,431,061	22.46%
	Transfer Revenue										
20	Transfer In - CIP	$ -	$ 4,821,444	$ -	$ -	$ -	$ -	$ -	$ -	$ -	0.00%
21	Transfer In - Water CIP	-	57,204	-	-	-	-	-	-	-	0.00%
22	Transfer In- ARPA	-	67,842	-	-	-	-	-	-	-	0.00%
	Total Transfer Revenue	$ -	$ 4,946,490	$ -	$ -	$ -	$ -	$ -	$ -	$ -	0.00%
	TOTAL REVENUE AND TRANSFER IN	**$ 20,507,565**	**$ 29,792,939**	**$ 28,628,975**	**$ 20,673,988**	**$ 31,579,540**	**$ 35,060,036**	**$ -**	**$ 35,060,036**	**$ 6,431,061**	**22.46%**

Line No.		Actual 2023-24	Actual 2024-25	Approved Budget 2025-26	Year to Date w/Encumbrance 5/31/2026	Current Year Estimate 2025-26	ICM Proposed Base Budget 2026-27	Supplemental Budget 2026-27	ICM Proposed Budget 2026-27	Proposed $ Increase (Decrease) From FY 2025-26 Approved Budget	Proposed % Increase (Decrease) From FY 2025-26 Approved Budget
EXPENDITURES:											
	INFORMATION TECHNOLOGY										
1	IT Software/System Fees	$ -	$ 358,104	$ 325,120	$ 351,404	$ 351,404	$ 325,120	$ -	$ 325,120	$ -	0.00%
	2. Contractual Services	$ -	$ 358,104	$ 325,120	$ 351,404	$ 351,404	$ 325,120	$ -	$ 325,120	$ -	0.00%
2	Computer Hardware	$ -	$ 38,134	$ 19,688	$ 527	$ 3,000	$ 19,688	$ -	$ 19,688	$ -	0.00%
3	Computer Software	-	-	4,700	-	2,000	4,700	-	4,700	-	0.00%
	3. Commodities	$ -	$ 38,134	$ 24,388	$ 527	$ 5,000	$ 24,388	$ -	$ 24,388	$ -	0.00%
	Total Information Technology	$ -	$ 396,239	$ 349,508	$ 351,931	$ 356,404	$ 349,508	$ -	$ 349,508	$ -	0.00%
EXPENDITURES:											
	CITY ATTORNEY'S OFFICE										
1	Legal Fees	$ -	$ 2,048	$ 129,750	$ 66,015	$ 73,548	$ 129,750	$ -	$ 129,750	$ -	0.00%
	2. Contractual Services	$ -	$ 2,048	$ 129,750	$ 66,015	$ 73,548	$ 129,750	$ -	$ 129,750	$ -	0.00%
	Total City Attorney's Office	$ -	$ 2,048	$ 129,750	$ 66,015	$ 73,548	$ 129,750	$ -	$ 129,750	$ -	0.00%
EXPENDITURES:											
	3-1-1 Services										
1	Regular Full Time Wages	$ -	$ 80,225	$ -	$ 7,290	$ -	$ -	$ -	$ -	$ -	0.00%
2	Overtime Wages	-	2,797	-	527	-	-	-	-	-	0.00%
3	Longevity Pay	-	525	-	-	-	-	-	-	-	0.00%
4	Language Incentive	-	857	-	178	-	-	-	-	-	0.00%
5	Health Insurance Deductible	-	1,650	-	-	-	-	-	-	-	0.00%
6	FICA/Social Security	-	6,395	-	605	-	-	-	-	-	0.00%
7	State Unemployment Taxes	-	193	-	-	-	-	-	-	-	0.00%
8	Retirement - TMRS	-	11,924	-	1,141	-	-	-	-	-	0.00%
9	Health Insurance	-	15,948	-	1,074	-	-	-	-	-	0.00%
10	Dental Insurance	-	711	-	52	-	-	-	-	-	0.00%
11	Life Insurance	-	274	-	14	-	-	-	-	-	0.00%
12	ST/LT Disability Insurance	-	357	-	22	-	-	-	-	-	0.00%
13	Vision Insurance	-	143	-	10	-	-	-	-	-	0.00%
14	AD&D	-	45	-	3	-	-	-	-	-	0.00%
	1. Personnel	$ -	$ 122,045	$ -	$ 10,916	$ -	$ -	$ -	$ -	$ -	0.00%
15	Office Equipment Rental	$ -	$ 166	$ -	$ -	$ -	$ -	$ -	$ -	$ -	0.00%
	2. Contractual Services	$ -	$ 166	$ -	$ -	$ -	$ -	$ -	$ -	$ -	0.00%
16	General Office Supplies	$ -	$ 152	$ -	$ -	$ -	$ -	$ -	$ -	$ -	0.00%
	3. Commodities	$ -	$ 152	$ -	$ -	$ -	$ -	$ -	$ -	$ -	0.00%
	Total 3-1-1 Services	$ -	$ 122,362	$ -	$ 10,916	$ -	$ -	$ -	$ -	$ -	0.00%
EXPENDITURES:											
	HUMAN RESOURCES										
1	Regular Full Time Wages	$ -	$ -	$ 16,832	$ 3,696	$ 9,611	$ 49,001	$ -	$ 49,001	$ 32,169	191.12%
2	Longevity Pay	-	-	-	-	-	263	-	263	263	0.00%
3	Health Insurance Deductible	-	-	167	-	-	-	-	-	(167)	-100.00%
4	FICA/Social Security	-	-	1,288	273	600	3,769	-	3,769	2,481	192.69%
5	State Unemployment Taxes	-	-	20	-	20	59	-	59	40	202.56%
6	Retirement - TMRS	-	-	2,489	546	900	7,404	-	7,404	4,915	197.42%
7	Health Insurance	-	-	2,305	594	900	8,598	-	8,598	6,293	273.08%
8	Dental Insurance	-	-	111	18	112	332	-	332	221	198.24%
9	Life Insurance	-	-	120	3	120	350	-	350	230	191.69%
10	ST/LT Disability Insurance	-	-	104	6	105	175	-	175	71	67.75%
11	Vision Insurance	-	-	20	3	20	56	-	56	36	184.84%
12	AD&D	-	-	12	-	12	35	-	35	23	191.67%
13	Personnel Vacancy Savings	-	-	-	-	-	-	-	-	-	0.00%
	1. Personnel	$ -	$ -	$ 23,467	$ 5,139	$ 12,400	$ 70,042	$ -	$ 70,042	$ 46,575	198.47%

Line No.		Actual 2023-24	Actual 2024-25	Approved Budget 2025-26	Year to Date w/Encumbrance 5/31/2026	Current Year Estimate 2025-26	ICM Proposed Base Budget 2026-27	Supplemental Budget 2026-27	ICM Proposed Budget 2026-27	Proposed $ Increase (Decrease) From FY 2025-26 Approved Budget	Proposed % Increase (Decrease) From FY 2025-26 Approved Budget
14	Legal Services	$ -	$ -	$ 833	$ -	$ -	$ 833	$ -	$ 833	$ -	0.00%
15	Other Professional Services	-	-	8,333	-	-	8,333	-	8,333	-	0.00%
16	Outside Printing	-	-	667	-	-	667	-	667	-	0.00%
17	Miscellaneous Services	-	-	1,667	-	-	1,667	-	1,667	-	0.00%
18	Other Contract Services	-	-	21,835	-	-	21,835	-	21,835	-	0.00%
	2. Contractual Services	$ -	$ -	$ 33,334	$ -	$ -	$ 33,334	$ -	$ 33,334	$ -	0.00%
19	Uniforms (Buy)	$ -	$ -	$ 392	$ -	$ -	$ 392	$ -	$ 392	$ -	0.00%
20	General Office Supplies	-	-	458	-	-	458	-	458	-	0.00%
21	Miscellaneous Supplies	-	-	167	-	-	167	-	167	-	0.00%
22	Computer Hardware	-	-	833	-	-	833	-	833	-	0.00%
23	Computer Sofware	-	-	833	-	-	833	-	833	-	0.00%
24	Other Office Equipment	-	-	83	-	-	83	-	83	-	0.00%
	3. Commodities	$ -	$ -	$ 2,766	$ -	$ -	$ 2,766	$ -	$ 2,766	$ -	0.00%
	Total Human Resources	$ -	$ -	$ 59,567	$ 5,139	$ 12,400	$ 106,142	$ -	$ 106,142	$ 46,575	78.19%

EXPENDITURES:

Line No.	**ENGINEERING**										
1	Regular Full Time Wages	$ 262,812	$ 343,752	$ 103,701	$ 103,195	$ 150,425	$ 189,732	$ -	$ 189,732	$ 86,031	82.96%
2	Overtime Wages	323	-	-	-	-	-	-	-	-	0.00%
3	Leave Buy Back Program	-	11,045	-	9,713	9,713	-	-	-	-	0.00%
4	GWI/Merit Increase	-	-	3,593	-	-	-	-	-	(3,593)	-100.00%
5	Longevity Pay	1,466	1,714	615	1,481	615	885	-	885	270	43.90%
6	Car Allowance	1,508	2,205	-	1,522	-	-	-	-	-	0.00%
7	Health Insurance Deductible	3,083	3,313	1,500	1,375	1,500	-	-	-	(1,500)	-100.00%
8	FICA/Social Security	19,536	26,043	8,255	7,499	8,255	14,582	-	14,582	6,327	76.64%
9	State Unemployment Taxes	398	228	176	278	176	234	-	234	59	33.33%
10	Retirement - TMRS	35,349	50,953	15,960	16,852	15,960	28,650	-	28,650	12,691	79.52%
11	Health Insurance	32,707	44,790	18,198	11,974	18,198	34,394	-	34,394	16,197	89.00%
12	Dental Insurance	1,156	1,653	1,003	457	1,003	1,328	-	1,328	326	32.47%
13	Life Insurance	1,384	897	540	166	540	1,274	-	1,274	734	135.93%
14	ST/LT Disability Insurance	1,463	1,282	525	319	525	1,162	-	1,162	637	121.33%
15	Vision Insurance	243	296	177	87	177	224	-	224	48	26.91%
16	AD&D	141	156	54	13	54	127	-	127	73	135.19%
17	Personnel Vacancy Savings	-	-	(7,306)	-	-	-	-	-	7,306	-100.00%
	1. Personnel	$ 361,567	$ 488,325	$ 146,988	$ 154,932	$ 207,141	$ 272,592	$ -	$ 272,592	$ 125,604	85.45%
18	Travel - Training & Conferences	$ -	$ -	$ 500	$ -	$ -	$ 500	$ -	$ 500	$ -	0.00%
19	Memberships and Dues	-	-	125	-	-	125	-	125	-	0.00%
20	Subscription and Books	-	-	63	-	-	63	-	63	-	0.00%
21	Engineering Services	9,435	-	-	-	-	-	-	-	-	0.00%
22	IT Software/System Fees	9,595	-	-	-	-	-	-	-	-	0.00%
	2. Contractual Services	$ 19,030	$ -	$ 688	$ -	$ -	$ 688	$ -	$ 688	$ -	0.00%
23	Uniforms	$ 21	$ -	$ 375	$ -	$ -	$ 375	$ -	$ 375	$ -	0.00%
24	General Office Supplies	-	1,038	875	-	-	875	-	875	-	0.00%
25	Food/Meals	12	89	50	-	-	50	-	50	-	0.00%
26	Office Furniture (<$5K)	1,646	-	1,125	-	-	1,125	-	1,125	-	0.00%
	3. Commodities	$ 1,679	$ 1,127	$ 2,425	$ -	$ -	$ 2,425	$ -	$ 2,425	$ -	0.00%
	Total Engineering	$ 382,276	$ 489,452	$ 150,101	$ 154,932	$ 207,141	$ 275,705	$ -	$ 275,705	$ 125,604	83.68%

EXPENDITURES:

Line No.	**NON-DEPARTMENTAL**										
1	Pay Parity (Non-Civil Svc)	$ -	$ -	$ 28,125	$ -	$ -	$ -	$ -	$ -	$ (28,125)	-100.00%
2	Employer Contribution 457 Plan	-	-	12,757	-	-	-	-	-	(12,757)	-100.00%
3	Vacation Leave - Accrual	37,484	35,150	-	-	-	-	-	-	-	0.00%
4	Leave Buy Back Program	-	-	125,000	-	-	-	-	-	(125,000)	-100.00%
5	Workers Compensation Insurance	26,312	26,888	35,866	43,144	43,144	35,866	-	35,866	-	0.00%
6	State Unemployment Taxes	-	-	500	-	-	-	-	-	(500)	-100.00%
7	Health Insurance Payroll Reconciliation Adjustment	-	-	39,618	-	-	-	-	-	(39,618)	-100.00%
	1. Personnel	$ 63,797	$ 62,037	$ 241,866	$ 43,144	$ 43,144	$ 35,866	$ -	$ 35,866	$ (206,000)	-85.17%

		Actual 2023-24	Actual 2024-25	Approved Budget 2025-26	Year to Date w/Encumbrance 5/31/2026	Current Year Estimate 2025-26	ICM Proposed Base Budget 2026-27	Supplemental Budget 2026-27	ICM Proposed Budget 2026-27	Proposed $ Increase (Decrease) From FY 2025-26 Approved Budget	Proposed % Increase (Decrease) From FY 2025-26 Approved Budget
8	Tuition Reimbursement	$ -	$ -	$ 21,585	$ -	$ -	$ -	$ -	$ -	$ (21,585)	-100.00%
9	Cell Phones/Pagers	-	-	10,000	-	-	-	-	-	(10,000)	-100.00%
10	Audit Services	-	-	20,000	-	20,000	20,000	-	20,000	-	0.00%
11	Insurance & Bonds	47,353	57,205	114,371	106,089	106,089	114,371	-	114,371	-	0.00%
12	Clearing Account - Voided Check	(3,797)	-	-	-	-	-	-	-	-	0.00%
	2. Contractual Services	$ 43,556	$ 57,205	$ 165,956	$ 106,089	$ 126,089	$ 134,371	$ -	$ 134,371	$ (31,585)	-19.03%
	Total Non-Departmental	$ 107,352	$ 119,243	$ 407,822	$ 149,233	$ 169,233	$ 170,237	$ -	$ 170,237	$ (237,585)	-58.26%
EXPENDITURES:											
Line No.	**PUBLIC WORKS BUILDING**										
1	Light & Power	$ 5,465	$ 5,988	$ 6,000	$ -	$ -	$ 6,000	$ -	$ 6,000	$ -	0.00%
2	Natural Gas/Propane	2,361	1,888	2,000	2,715	4,500	2,000	-	2,000	-	0.00%
3	Telephone System	1,292	1,494	4,000	682	1,200	4,000	-	4,000	-	0.00%
4	Internet Service	1,045	2,705	2,500	563	2,500	2,500	-	2,500	-	0.00%
5	Water/Sewer/Trash	-	12,496	5,632	-	-	5,632	-	5,632	-	0.00%
6	Heating/Cooling Repairs	2,944	8,333	77,100	4,155	38,500	77,100	-	77,100	-	0.00%
7	Plumbing Repairs	-	-	1,500	180	500	1,500	-	1,500	-	0.00%
8	Carpentry/Painting	-	1,152	-	16	-	-	-	-	-	0.00%
9	Misc Facility Repairs/Maint	8,280	5,364	2,125	5,696	5,000	2,125	-	2,125	-	0.00%
10	Other Contract Services	-	-	37,500	-	37,500	37,500	-	37,500	-	0.00%
11	Landscaping/Groundskeeping	-	3,120	9,550	6,400	5,000	9,550	-	9,550	-	0.00%
12	Services - Fire Inspections & Maintenance	-	-	-	1,450	1,275	-	-	-	-	0.00%
13	Services - Security	1,180	4,680	32,097	-	-	32,097	-	32,097	-	0.00%
	2. Contractual Services	$ 22,568	$ 47,220	$ 180,004	$ 21,857	$ 95,975	$ 180,004	$ -	$ 180,004	$ -	0.00%
14	General Office Supplies	$ -	$ 2,006	$ -	$ 531	$ 531	$ -	$ -	$ -	$ -	0.00%
15	Cleaning Supplies	3,282	5,533	3,000	3,185	3,000	3,000	-	3,000	-	0.00%
16	Cleaning - Paper Products	673	1,235	400	2,121	1,700	400	-	400	-	0.00%
17	Building Materials	3,353	-	-	-	-	-	-	-	-	0.00%
18	Electrical/Plumbing Supplies	1,033	1,001	300	479	1,000	300	-	300	-	0.00%
19	Miscellaneous Hardware	2,243	1,928	6,308	1,683	2,000	6,308	-	6,308	-	0.00%
	3. Commodities	$ 10,583	$ 11,701	$ 10,008	$ 7,998	$ 8,231	$ 10,008	$ -	$ 10,008	$ -	0.00%
	Total Public Works Building	$ 33,151	$ 58,921	$ 190,012	$ 29,855	$ 104,206	$ 190,012	$ -	$ 190,012	$ -	0.00%
EXPENDITURES:											
Line No.	**GENERAL DEBT I&S**										
1	2025 CO Bond Interest	$ -	$ -	$ 1,900,000	$ -	$ 1,900,000	$ 1,932,348	$ -	$ 1,932,348	$ 32,348	1.70%
2	Future CO Series 2026	-	-	1,302,000	-	-	1,302,000	-	1,302,000	-	0.00%
	7. Debt Service	$ -	$ -	$ 3,202,000	$ -	$ 1,900,000	$ 3,234,348	$ -	$ 3,234,348	$ 32,348	1.01%
	Total General Debt I&S	$ -	$ -	$ 3,202,000	$ -	$ 1,900,000	$ 3,234,348	$ -	$ 3,234,348	$ 32,348	1.01%
EXPENDITURES:											
Line No.	**ADMINISTRATION**										
1	Regular Full Time Wages	$ 1,026,437	$ 588,106	$ 555,582	$ 487,424	$ 715,516	$ 550,707	$ -	$ 550,707	$ (4,875)	-0.88%
2	Overtime Wages	9,147	6,608	2,000	1,409	1,910	1,025	-	1,025	(975)	-48.75%
3	TMRS Contribution Benefit (CM)	7,163	-	-	-	-	-	-	-	-	0.00%
4	Leave Buy Back Program	-	35,595	-	46,285	46,285	-	-	-	-	0.00%
5	GWI/Merit Increase	-	-	18,166	-	-	-	-	-	(18,166)	-100.00%
6	Longevity Pay	8,421	6,283	4,575	7,335	7,335	5,310	-	5,310	735	16.07%
7	Car Allowance	13,531	7,960	5,250	6,938	9,680	7,500	-	7,500	2,250	42.86%
8	Language Incentive	643	455	450	980	1,440	1,352	-	1,352	902	200.44%
9	Certification Incentive	6,730	9,026	8,450	3,988	6,076	5,850	-	5,850	(2,600)	-30.77%
10	Housing Allowance	7,375	-	-	-	-	-	-	-	-	0.00%
11	Cell Phone Allowance	302	-	-	-	-	-	-	-	-	0.00%
12	Health Insurance Deductible	6,455	5,743	4,250	7,000	7,000	-	-	-	(4,250)	-100.00%
13	FICA/Social Security	67,582	48,200	45,478	39,081	62,752	43,738	-	43,738	(1,740)	-3.83%
14	State Unemployment Taxes	782	332	497	1,260	1,224	468	-	468	(29)	-5.84%
15	Retirement - TMRS	129,909	129,375	87,922	81,204	132,094	85,933	-	85,933	(1,989)	-2.26%
16	Deferred Compensation (CM)	9,100	-	-	-	-	-	-	-	-	0.00%

		Actual 2023-24	Actual 2024-25	Approved Budget 2025-26	Year to Date w/Encumbrance 5/31/2026	Current Year Estimate 2025-26	ICM Proposed Base Budget 2026-27	Supplemental Budget 2026-27	ICM Proposed Budget 2026-27	Proposed $ Increase (Decrease) From FY 2025-26 Approved Budget	Proposed % Increase (Decrease) From FY 2025-26 Approved Budget
17	Health Insurance	76,005	75,461	54,401	59,658	98,016	68,788	-	68,788	14,388	26.45%
18	Dental Insurance	2,973	2,830	2,840	2,118	3,502	2,656	-	2,656	(184)	-6.48%
19	Life Insurance	3,796	1,574	2,856	843	1,394	2,695	-	2,695	(161)	-5.64%
20	ST/LT Disability Insurance	3,610	2,206	2,702	1,486	2,454	2,556	-	2,556	(146)	-5.40%
21	Vision Insurance	625	546	501	380	630	449	-	449	(52)	-10.29%
22	AD&D	363	270	286	57	114	270	-	270	(16)	-5.59%
23	Personnel Vacancy Savings	-	-	(35,087)	-	-	-	-	-	35,087	-100.00%
	1. Personnel	$ 1,380,951	$ 920,571	$ 761,118	$ 747,443	$ 1,097,422	$ 779,297	$ -	$ 779,297	$ 18,179	2.39%
24	Travel - Training & Conferences	$ 1,581	$ 3,261	$ 4,625	$ 530	$ 530	$ 894	$ -	$ 894	$ (3,731)	-80.67%
25	Travel - Tolls & Parking	-	21	-	-	-	-	-	-	-	0.00%
26	Memberships and Dues	190	95	100	35	35	100	-	100	-	0.00%
27	Radio Service/Lease	2,643	3,547	2,580	1,733	2,888	2,580	-	2,580	-	0.00%
28	Lease Payments - Motor Vehicles	(8,558)	(70,088)	68,100	22,751	42,581	68,100	-	68,100	-	0.00%
29	Motor Vehicle Repair/Maint	3,641	1,554	4,000	3,730	4,000	3,250	-	3,250	(750)	-18.75%
30	Repair/Maintenance - Minor	-	26	-	312	500	-	-	-	-	0.00%
31	Office Equipment Rental	3,115	2,854	2,500	1,244	2,500	2,500	-	2,500	-	0.00%
32	Legal Services	2,485	-	-	-	-	-	-	-	-	0.00%
33	Outside Printing	220	177	1,300	64	100	650	-	650	(650)	-50.00%
34	Utility Consulting Services	-	97,738	3,859	3,859	3,858	3,859	-	3,859	-	0.00%
35	IT Software/System Fees	53,700	5,030	10,000	-	-	10,000	-	10,000	-	0.00%
36	Rain Barrel Program	-	2,742	15,000	4,165	-	15,000	-	15,000	-	0.00%
37	Services - Employee Recruitment	13,000	-	-	-	-	-	-	-	-	0.00%
38	Contingency - Operations & Maintenance	-	-	125,000	-	-	103,300	-	103,300	(21,700)	-17.36%
	2. Contractual Services	$ 72,017	$ 46,957	$ 237,064	$ 38,423	$ 56,992	$ 210,233	$ -	$ 210,233	$ (26,831)	-11.32%
39	Uniforms (Buy)	$ 4,211	$ 6,308	$ 6,600	$ 3,064	$ 3,063	$ 5,000	$ -	$ 5,000	$ (1,600)	-24.24%
40	General Office Supplies	7,155	5,535	5,125	2,125	2,600	5,125	-	5,125	-	0.00%
41	Miscellaneous Hardware	18	-	-	-	-	-	-	-	-	0.00%
42	Fire Prevention Supplies	160	-	750	-	-	250	-	250	(500)	-66.67%
43	Medical Supplies	129	269	200	82	81	200	-	200	-	0.00%
44	Minor Tools/Instruments	244	540	1,200	-	-	600	-	600	(600)	-50.00%
45	Miscellaneous Occasions Supplies	1,405	1,372	360	-	-	80	-	80	(280)	-77.78%
46	Food/Meals	497	486	2,000	883	1,200	1,500	-	1,500	(500)	-25.00%
47	Miscellaneous Supplies	767	2,724	1,200	107	106	850	-	850	(350)	-29.17%
48	Office Furniture (<$5K)	2,275	519	2,850	371	400	2,850	-	2,850	-	0.00%
49	Communication Equipment	150	128	250	-	-	250	-	250	-	0.00%
50	Computer Hardware	1,328	-	2,323	129	130	2,323	-	2,323	-	0.00%
51	Computer Software	-	-	3,154	-	-	3,154	-	3,154	-	0.00%
52	Other Office Equipment	-	913	6,430	-	-	6,430	-	6,430	-	0.00%
53	Facility Maintenance Tools	-	-	-	978	1,000	-	-	-	-	0.00%
54	Equipment - Radio	-	-	1,750	-	-	1,750	-	1,750	-	0.00%
55	Fuel	5,491	4,906	6,500	2,806	5,500	5,500	-	5,500	(1,000)	-15.38%
	3. Commodities	$ 23,830	$ 23,700	$ 40,692	$ 10,544	$ 14,080	$ 35,862	$ -	$ 35,862	$ (4,830)	-11.87%
	Total Administration	$ 1,476,797	$ 991,228	$ 1,038,874	$ 796,410	$ 1,168,494	$ 1,025,392	$ -	$ 1,025,392	$ (13,482)	-1.30%

EXPENDITURES:

Line No.	UTILITY BILLING	Actual 2023-24	Actual 2024-25	Approved Budget 2025-26	Year to Date w/Encumbrance 5/31/2026	Current Year Estimate 2025-26	ICM Proposed Base Budget 2026-27	Supplemental Budget 2026-27	ICM Proposed Budget 2026-27	Proposed $ Increase (Decrease) From FY 2025-26 Approved Budget	Proposed % Increase (Decrease) From FY 2025-26 Approved Budget
1	Regular Full Time Wages	$ 554,671	$ 71,258	$ 68,767	$ 45,534	$ 69,754	$ 70,941	$ -	$ 70,941	$ 2,174	3.16%
2	Overtime Wages	16,416	2,459	2,500	1,652	2,220	2,500	-	2,500	-	0.00%
3	Leave Buy Back Program	-	6,329	-	6,519	6,519	-	-	-	-	0.00%
4	GWI/Merit Increase	-	-	2,382	-	-	-	-	-	(2,382)	-100.00%
5	Longevity Pay	5,963	2,018	2,198	2,198	2,198	2,378	-	2,378	180	8.19%
6	Language Incentive	1,612	451	450	152	450	-	-	-	(450)	-100.00%
7	Health Insurance Deductible	9,250	1,000	1,000	1,000	1,000	-	-	-	(1,000)	-100.00%
8	FICA/Social Security	43,627	6,141	5,837	4,136	5,837	5,800	-	5,800	(37)	-0.63%
9	State Unemployment Taxes	1,065	63	117	171	117	117	-	117	-	0.00%
10	Retirement - TMRS	76,864	11,646	11,284	8,208	11,284	11,396	-	11,396	112	0.99%
11	Health Insurance	91,251	11,703	13,136	7,995	13,136	17,197	-	17,197	4,061	30.92%
12	Dental Insurance	3,973	509	668	329	668	664	-	664	(4)	-0.60%
13	Life Insurance	3,312	233	492	103	492	509	-	509	17	3.46%
14	ST/LT Disability Insurance	3,038	307	422	177	422	435	-	435	13	3.08%
15	Vision Insurance	871	101	118	65	118	112	-	112	(6)	-5.08%
16	AD&D	327	39	49	7	49	51	-	51	2	4.08%
17	Personnel Vacancy Savings	-	-	(4,951)	-	-	-	-	-	4,951	-100.00%
	1. Personnel	$ 812,241	$ 114,256	$ 104,469	$ 78,247	$ 114,264	$ 112,100	$ -	$ 112,100	$ 7,631	7.30%
18	Travel - Training & Conferences	$ 4,550	$ -	$ 2,500	$ -	$ -	$ -	$ -	$ -	$ (2,500)	-100.00%
19	Mileage - Reimbursement	106	-	-	-	-	-	-	-	-	0.00%
20	Memberships and Dues	17	-	-	-	-	-	-	-	-	0.00%
21	Cell Phones/Pagers	757	-	-	-	-	-	-	-	-	0.00%
22	Lease Payments - Motor Vehicles	22,499	(26,745)	-	-	-	-	-	-	-	0.00%
23	Motor Vehicle Repair/Maint	6,442	-	-	-	-	-	-	-	-	0.00%
24	Office Equipment Rental	1,377	1,409	-	627	1,200	-	-	-	-	0.00%
25	Credit Card Fees	507,623	853,580	600,000	236,303	600,000	600,000	-	600,000	-	0.00%
26	Insurance & Bonds	-	-	200	-	-	200	-	200	-	0.00%
27	Bad Debt Collection Service	(76,731)	(14,461)	2,500	-	-	-	-	-	(2,500)	-100.00%
28	Delivery/Courier Service	-	583	-	-	-	-	-	-	-	0.00%
29	Cost of Service/Rate Design Study	64,560	-	18,043	18,105	18,105	18,043	-	18,043	-	0.00%
30	IT Software/System Fees	132,806	88,378	-	-	-	-	-	-	-	0.00%
31	IT Online Services	-	-	938	-	-	-	-	-	(938)	-100.00%
32	Services - Utility Billing	21,214	96,880	81,160	85,753	100,000	55,000	-	55,000	(26,160)	-32.23%
33	Services - Meter Testing	270	-	1,000	-	-	500	-	500	(500)	-50.00%
34	Services - Meter Installation	20,345	-	-	-	-	-	-	-	-	0.00%
	2. Contractual Services	$ 705,835	$ 999,623	$ 706,340	$ 340,788	$ 719,305	$ 673,743	$ -	$ 673,743	$ (32,598)	-4.61%
35	Uniforms (Buy)	$ 4,503	$ 127	$ 150	$ -	$ -	$ -	$ -	$ -	$ (150)	-100.00%
36	General Office Supplies	2,981	1,383	250	325	1,000	250	-	250	-	0.00%
37	Postage	48,438	12,619	30,000	176	12,500	12,500	-	12,500	(17,500)	-58.33%
38	City Sponsored Event Supplies	350	-	-	-	-	-	-	-	-	0.00%
39	Minor Tools/Instruments	1,243	-	600	-	-	300	-	300	(300)	-50.00%
40	Food/Meals	24	-	-	-	-	-	-	-	-	0.00%
41	Miscellaneous Supplies	109	39	250	-	-	125	-	125	(125)	-50.00%
42	Office Furniture (<$5K)	1,850	736	2,000	-	-	-	-	-	(2,000)	-100.00%
43	Fuel	12,329	846	13,700	-	-	-	-	-	(13,700)	-100.00%
	3. Commodities	$ 71,827	$ 15,749	$ 46,950	$ 502	$ 13,500	$ 13,175	$ -	$ 13,175	$ (33,775)	-71.94%
	Total Utility Billing	$ 1,589,903	$ 1,129,628	$ 857,759	$ 419,537	$ 847,069	$ 799,018	$ -	$ 799,018	$ (58,741)	-6.85%

EXPENDITURES:

Line No.	WATER OPERATIONS										
1	Regular Full Time Wages	$ 1,205,482	$ 1,588,286	$ 1,941,049	$ 1,174,178	$ 1,783,600	$ 1,738,067	$ -	$ 1,738,067	$ (202,982)	-10.46%
2	Overtime Wages	139,462	112,670	150,000	85,084	125,155	119,500	-	119,500	(30,500)	-20.33%
3	On-Call Pay	8,516	8,542	10,000	6,007	9,134	10,000	-	10,000	-	0.00%
4	Leave Buy Back Program	-	31,275	-	35,511	35,510	-	-	-	-	0.00%
5	GWI/Merit Increase	-	-	63,871	-	-	-	-	-	(63,871)	-100.00%
6	Longevity Pay	13,410	15,765	18,060	17,082	17,082	22,410	-	22,410	4,350	24.09%
7	Certification Incentive	32,916	36,813	39,650	27,711	41,562	44,150	-	44,150	4,500	11.35%
8	Health Insurance Deductible	20,717	28,192	30,917	27,233	27,233	-	-	-	(30,917)	-100.00%
9	FICA/Social Security	104,026	133,416	166,207	100,367	155,058	147,961	-	147,961	(18,246)	-10.98%

		Actual 2023-24	Actual 2024-25	Approved Budget 2025-26	Year to Date w/Encumbrance 5/31/2026	Current Year Estimate 2025-26	ICM Proposed Base Budget 2026-27	Supplemental Budget 2026-27	ICM Proposed Budget 2026-27	Proposed $ Increase (Decrease) From FY 2025-26 Approved Budget	Proposed % Increase (Decrease) From FY 2025-26 Approved Budget
10	State Unemployment Taxes	2,382	1,964	3,618	4,857	3,590	3,101	-	3,101	(517)	-14.28%
11	Retirement - TMRS	185,833	254,557	321,488	197,172	304,000	290,699	-	290,699	(30,789)	-9.58%
12	Health Insurance	240,435	328,685	491,242	232,080	367,296	455,719	-	455,719	(35,523)	-7.23%
13	Dental Insurance	8,849	12,721	20,657	8,983	14,260	17,593	-	17,593	(3,064)	-14.83%
14	Life Insurance	7,829	5,132	13,585	2,567	4,136	12,144	-	12,144	(1,441)	-10.61%
15	ST/LT Disability Insurance	7,376	6,950	11,813	4,503	7,190	10,560	-	10,560	(1,253)	-10.61%
16	Vision Insurance	1,702	2,328	3,640	1,625	2,576	2,972	-	2,972	(668)	-18.36%
17	AD&D	786	890	1,358	187	374	1,214	-	1,214	(144)	-10.62%
18	Personnel Vacancy Savings	-	-	(138,951)	-	-	-	-	-	138,951	-100.00%
	1. Personnel	$ 1,979,721	$ 2,568,186	$ 3,148,204	$ 1,925,147	$ 2,897,756	$ 2,876,090	$ -	$ 2,876,090	$ (272,114)	-8.64%
19	Travel - Training & Conferences	$ 14,898	$ 19,595	$ 24,750	$ 6,438	$ 11,514	$ 10,000	$ -	$ 10,000	$ (14,750)	-59.60%
20	Memberships and Dues	1,820	4,486	5,800	2,840	2,839	5,800	-	5,800	-	0.00%
21	Light & Power	167,410	223,937	230,000	114,268	191,223	230,000	-	230,000	-	0.00%
22	Telephone System	-	-	28,800	-	-	-	-	-	(28,800)	-100.00%
23	Cell Phones/Pagers	1,606	-	5,006	-	-	-	-	-	(5,006)	-100.00%
24	Radio Service/Lease	2,643	2,167	2,580	1,733	3,000	2,580	-	2,580	-	0.00%
25	Electrical Repairs	13,734	2,144	42,250	1,961	2,000	2,250	-	2,250	(40,000)	-94.67%
26	Water Distribution Maintenance	85,496	76,781	110,000	31,662	81,100	81,100	-	81,100	(28,900)	-26.27%
27	Misc Facility Repairs/Maint	-	-	37,500	127	300	300	-	300	(37,200)	-99.20%
28	Light Equipment Rental	31,637	54,577	60,000	45,000	50,000	50,000	-	50,000	(10,000)	-16.67%
29	Motor Vehicle Rental	-	44	-	-	-	-	-	-	-	0.00%
30	Trucks/Heavy Equip Rental	-	3,716	-	-	-	-	-	-	-	0.00%
31	Lease Payments - Motor Vehicles	(8,307)	(16,640)	277,953	69,594	81,932	423,609	-	423,609	145,656	52.40%
32	Motor Vehicle Repair/Maint	20,349	19,904	20,000	8,002	40,000	40,000	-	40,000	20,000	100.00%
33	Repair/Maintenance - Minor	-	118	-	5,266	8,000	8,000	-	8,000	8,000	0.00%
34	Truck/Heavy Equipment Repair	11,177	56,826	35,000	15,229	20,000	30,000	-	30,000	(5,000)	-14.29%
35	Pump & Motor Repair	53,200	16,811	90,000	118,866	150,000	90,000	-	90,000	-	0.00%
36	Other Equip Maint/Repair	914	3,173	2,000	1,473	3,000	2,000	-	2,000	-	0.00%
37	Rental - Storage	1,597	-	7,300	5,700	7,300	7,300	-	7,300	-	0.00%
38	Records Storage	1,088	603	-	412	412	-	-	-	-	0.00%
39	Legal Services	3,455	9,065	5,000	-	-	5,000	-	5,000	-	0.00%
40	Engineering Services	-	-	150,000	57,960	223,300	150,000	-	150,000	-	0.00%
41	Other Professional Services	6,069	20,104	12,000	1,372	2,000	6,000	-	6,000	(6,000)	-50.00%
42	Water Conservation Program	-	-	5,000	241	1,500	5,000	-	5,000	-	0.00%
43	County Recording Fees	-	33	-	-	-	-	-	-	-	0.00%
44	Outside Printing	156	5,438	3,000	2,813	3,000	3,000	-	3,000	-	0.00%
45	Delivery/Courier Service	334	119	1,000	511	511	1,000	-	1,000	-	0.00%
46	Grant Administration	-	13,627	54,508	54,508	55,000	54,508	-	54,508	-	0.00%
47	Testing/Certification	12,551	14,790	20,000	16,089	20,000	20,000	-	20,000	-	0.00%
48	Water Storage/Distribution Repairs	16,875	29,182	35,000	5,277	8,000	5,000	-	5,000	(30,000)	-85.71%
49	TCEQ Water Permit	34,253	34,253	45,000	43,257	43,257	43,257	-	43,257	(1,743)	-3.87%
	2. Contractual Services	$ 472,953	$ 594,852	$ 1,309,447	$ 610,598	$ 1,009,188	$ 1,275,704	$ -	$ 1,275,704	$ (33,743)	-2.58%
50	Uniforms (Buy)	$ 18,661	$ 25,982	$ 33,500	$ 22,081	$ 25,000	$ 26,000	$ -	$ 26,000	$ (7,500)	-22.39%
51	General Office Supplies	364	1,534	364	695	1,000	364	-	364	-	0.00%
52	Cleaning Supplies	557	228	557	-	-	250	-	250	(307)	-55.07%
53	Postage	72	65	250	79	80	250	-	250	-	0.00%
54	Building Materials	2,255	12,470	6,000	2,090	3,000	6,000	-	6,000	-	0.00%
55	Sand and Gravel	11,387	8,798	15,000	3,478	10,000	15,000	-	15,000	-	0.00%
56	Electrical/Plumbing Supplies	12,209	12,914	14,000	3,158	8,000	14,000	-	14,000	-	0.00%
57	City Sponsored Event Supplies	-	89	200	-	-	-	-	-	(200)	-100.00%
58	Fire Prevention Supplies	648	-	400	-	-	400	-	400	-	0.00%
59	Medical Supplies	672	541	800	103	103	500	-	500	(300)	-37.50%
60	Chemicals	24,141	22,193	30,000	4,189	15,000	25,000	-	25,000	(5,000)	-16.67%
61	Botanical/Landscape	-	-	2,000	338	500	500	-	500	(1,500)	-75.00%
62	Minor Tools/Instruments	15,644	21,862	21,500	5,697	12,000	21,500	-	21,500	-	0.00%
63	Miscellaneous Occasions Supplies	578	1,025	1,000	243	1,000	1,000	-	1,000	-	0.00%
64	Food/Meals	176	280	2,000	885	1,500	2,000	-	2,000	-	0.00%

		Actual 2023-24	Actual 2024-25	Approved Budget 2025-26	Year to Date w/Encumbrance 5/31/2026	Current Year Estimate 2025-26	ICM Proposed Base Budget 2026-27	Supplemental Budget 2026-27	ICM Proposed Budget 2026-27	Proposed $ Increase (Decrease) From FY 2025-26 Approved Budget	Proposed % Increase (Decrease) From FY 2025-26 Approved Budget
65	Miscellaneous Supplies	3,323	6,507	5,000	2,152	4,000	5,000	-	5,000	-	0.00%
66	Office Furniture (<$5K)	992	517	1,000	576	576	1,000	-	1,000	-	0.00%
67	Communication Equipment	668	466	1,500	-	-	500	-	500	(1,000)	-66.67%
68	Computer Hardware	10,066	8,245	27,229	96	107	229	-	229	(27,000)	-99.16%
69	Computer Software	-	-	4,667	5,170	-	4,667	-	4,667	-	0.00%
70	Instruments/Apparatus	29,339	13,054	45,000	5,332	12,000	15,000	-	15,000	(30,000)	-66.67%
71	Fire Hydrants	7,069	8,859	16,000	2,493	16,000	16,000	-	16,000	-	0.00%
72	Water Meters/Meter Supplies	710,797	646,813	850,000	181,952	435,000	450,000	-	450,000	(400,000)	-47.06%
73	Other Field Equipment	13,716	9,864	13,716	15,006	16,000	13,716	-	13,716	-	0.00%
74	Equipment - Radio	-	834	-	-	-	-	-	-	-	0.00%
75	Fuel	34,515	32,552	34,515	15,592	35,000	34,515	-	34,515	-	0.00%
76	Cross Connections & Backflow Prevention Program	5,946	6,230	30,000	210	1,000	10,000	-	10,000	(20,000)	-66.67%
	3. Commodities	$ 903,797	$ 841,922	$ 1,156,198	$ 271,614	$ 596,866	$ 663,391	$ -	$ 663,391	$ (492,807)	-42.62%
77	Motor Vehicles	$ -	$ -	$ 733,487	$ 524,062	$ 524,063	$ -	$ -	$ -	$ (733,487)	-100.00%
78	Other Equipment	-	-	10,266	10,266	-	-		-	(10,266)	-100.00%
	6. Non-CIP Capital Outlay	$ -	$ -	$ 743,753	$ 534,328	$ 524,063	$ -	$ -	$ -	$ (743,753)	-100.00%
	Total Water Operations	$ 3,356,471	$ 4,004,960	$ 6,357,603	$ 3,341,687	$ 5,027,873	$ 4,815,185	$ -	$ 4,815,185	$ (1,542,418)	-24.26%
79	Transfer Out - General Fund	$ 650,000	$ 650,000	$ 2,090,555	$ 1,045,277	$ 2,090,555	$ 2,090,555	$ -	$ 2,090,555	$ -	0.00%
80	Transfer Out - Water CIP	500,000	-	-	-	-	-	-	-	-	0.00%
81	Transfer Out - Debt Service	398,326	454,693	370,003	185,001	370,003	392,028	-	392,028	22,025	5.95%
82	Transfer Out - Indirect Support Cost (General Fund)	-	2,008,963	2,209,859	1,104,930	2,209,860	2,209,859	-	2,209,859	-	0.00%
	7. Transfers	$ 1,548,326	$ 3,113,656	$ 4,670,417	$ 2,335,208	$ 4,670,418	$ 4,692,442	$ -	$ 4,692,442	$ 22,025	0.47%
	Total Water Operations & Transfers Out	$ 4,904,797	$ 7,118,616	$ 11,028,020	$ 5,676,896	$ 9,698,291	$ 9,507,627	$ -	$ 9,507,627	$ (1,520,392)	-13.79%
Line No.	**WATER SUPPLY**										
1	Legal Services	$ 5,940	$ -	$ -	$ -	$ -	$ -	$ -	$ -	$ -	0.00%
2	ARWA O&M Expenses	1,202,415	2,076,439	3,000,000	1,467,047	2,600,000	3,500,000	-	3,500,000	500,000	16.67%
3	ARWA Debt Payment	4,206,201	4,370,289	6,768,190	3,296,102	6,768,190	7,298,484	-	7,298,484	530,294	7.84%
4	Testing/Certification	24,318	32,203	40,000	17,709	42,128	40,000	-	40,000	-	0.00%
5	Edwards Aquifer Authority	38,022	38,886	40,000	41,911	41,911	40,000	-	40,000	-	0.00%
6	Barton Springs EAC District	225,485	226,873	225,485	61,200	225,485	225,485	-	225,485	-	0.00%
7	GBRA-RW Reservation Fee	956,607	1,005,594	1,052,100	700,333	1,052,100	1,099,486	-	1,099,486	47,386	4.50%
8	GBRA - Raw Water O&M	748,226	744,622	1,268,400	387,034	556,600	700,000	-	700,000	(568,400)	-44.81%
9	GBRA Grant Contribution	5,148	5,148	5,730	5,148	4,566	5,148	-	5,148	(582)	-10.16%
10	GBRA - I-35 Pipeline O & M	380,507	335,538	573,825	216,334	401,175	675,000	-	675,000	101,175	17.63%
11	GBRA - WTP O & M	662,620	668,134	1,145,550	417,215	554,450	1,050,000	-	1,050,000	(95,550)	-8.34%
12	San Marcos-Treated Wtr Supply	2,477	207,088	829,560	188,307	220,440	600,000	-	600,000	(229,560)	-27.67%
13	Nueces River Authority - Reservation Fee	-	-	-	273,763	273,763	273,763		273,763	273,763	0.00%
14	GBRA - WTP Debt Service	302,627	287,630	287,500	189,701	287,500	285,540	-	285,540	(1,960)	-0.68%
15	GBRA - I-35 Pipeline Debt Serv	542,774	542,774	543,000	343,758	543,000	542,722	-	542,722	(278)	-0.05%
16	GBRA - RRWDS Debt Service	335,887	325,681	325,000	235,212	325,000	324,566	-	324,566	(434)	-0.13%
	2. Contractual Services	$ 9,639,254	$ 10,866,898	$ 16,104,340	$ 7,840,774	$ 13,896,308	$ 16,660,194	$ -	$ 16,660,194	$ 555,854	3.45%
	Total Water Supply	$ 9,639,254	$ 10,866,898	$ 16,104,340	$ 7,840,774	$ 13,896,308	$ 16,660,194	$ -	$ 16,660,194	$ 555,854	3.45%
	TOTAL EXPENDITURES:	$ 18,133,531	$ 21,294,634	$ 33,517,752	$ 15,501,638	$ 28,433,094	$ 32,447,933	$ -	$ 32,447,933	$ (1,069,820)	-3.19%
	TOTAL REVENUE & TRANSFERS-IN IN EXCESS (DEFICIT) OVER EXPENDITURES	$ 2,374,034	$ 8,498,305	$ (4,888,777)	$ 5,172,351	$ 3,146,446	$ 2,612,103	$ -	$ 2,612,103		
	ADJUSTMENT PER AUDIT FOR RESTRICTED FUNDS	$ (1,107,315)	$ (5,305,692)								
	ESTIMATED ENDING FUND BALANCE	**$ 15,005,254**	**$ 18,197,866**	**$ 10,617,803**	**$ 23,370,217**	**$ 21,344,312**	**$ 23,956,416**		**$ 23,956,416**		

Wastewater Utility Fund
Summary & Line-Item Detail

Proposed Budget
Fiscal Year 2026-27

City Council Budget Meeting

August 1, 2026

City of Kyle, Texas
Fund Summary Budget Status Report
WASTEWATER UTILITY FUND (3110)

		Actual 2023-24	Actual 2024-25	Approved Budget 2025-26	Year to Date w/Encumbrance 5/31/2026	Current Year Estimate 2025-26	ICM Proposed Base Budget 2026-27	ICM Supplemental Budget 2026-27	ICM Proposed Budget 2026-27	Proposed $ Increase (Decrease) From FY 2025-26 Approved Budget	Proposed % Increase (Decrease) From FY 2025-26 Approved Budget
	BEGINNING FUND BALANCE	$ 10,232,900	$ 14,146,013	$ 15,152,117	$ 18,892,948	$ 18,892,948	$ 25,622,718		$ 25,622,718		
	REVENUE:										
1	Wastewater Service Charges	$ 12,414,644	$ 14,832,064	$ 15,088,836	$ 11,262,106	$ 17,096,739	$ 16,474,945	$ -	$ 16,474,945	$ 1,386,109	9.19%
2	Misc Wastewater Charges	443,026	348,871	235,000	362,238	711,842	711,842	-	711,842	476,842	202.91%
3	Interest and Other	714,480	1,810,119	520,000	230,033	348,054	348,054	-	348,054	(171,946)	-33.07%
	TOTAL REVENUE:	$ 13,572,150	$ 16,991,054	$ 15,843,836	$ 11,854,377	$ 18,156,635	$ 17,534,841	$ -	$ 17,534,841	$ 1,691,005	10.67%
4	Transfer In	$ -	$ -	$ -	$ -	$ -	$ -	$ -	$ -	$ -	0.00%
	TOTAL REVENUE AND TRANSFERS IN:	$ 13,572,150	$ 16,991,054	$ 15,843,836	$ 11,854,377	$ 18,156,635	$ 17,534,841	$ -	$ 17,534,841	$ 1,691,005	10.67%
	EXPENDITURES:										
5	City Attorney's Office	$ -	$ 385	$ 149,750	$ 69,572	$ 74,396	$ 149,750	$ -	$ 149,750	$ -	0.00%
6	Administrative Services	1,071,402	1,188,194	875,006	332,619	769,935	883,246	-	883,246	8,240	0.94%
7	Information Technology	-	368,848	338,310	349,239	349,432	338,310	-	338,310	-	0.00%
8	Transportation & Public Works:	423,937	542,241	840,853	181,884	273,537	464,446	-	464,446	(376,406)	-44.76%
9	Water Utilities	4,474,882	4,762,100	7,095,891	3,771,456	5,455,767	5,975,056	-	5,975,056	(1,120,835)	-15.80%
10	Non-Departmental	36,414	99,668	336,588	99,976	121,338	118,999	-	118,999	(217,589)	-64.65%
11	Debt Service	1,022,614	990,865	1,744,600	403,069	1,744,600	1,726,502	-	1,726,502	(18,098)	-1.04%
	TOTAL EXPENDITURES:	$ 7,029,249	$ 7,952,301	$ 11,380,998	$ 5,207,815	$ 8,789,005	$ 9,656,310	$ -	$ 9,656,310	$ (1,724,688)	-15.15%
	TOTAL TRANSFERS OUT:	$ 1,212,173	$ 1,997,651	$ 2,637,860	$ 1,318,930	$ 2,637,860	$ 2,641,315	$ -	$ 2,641,315	$ 3,455	0.13%
	TOTAL EXPENDITURES & TRANSFERS OUT	$ 8,241,422	$ 9,949,952	$ 14,018,858	$ 6,526,745	$ 11,426,865	$ 12,297,625	$ -	$ 12,297,625	$ (1,721,233)	-12.28%
	TOTAL REVENUE & TRANSFERS-IN IN EXCESS (DEFICIT) OVER EXPENDITURES	$ 5,330,728	$ 7,041,102	$ 1,824,978	$ 5,327,632	$ 6,729,770	$ 5,237,216	$ -	$ 5,237,216		
	ESTIMATED ENDING FUND BALANCE	**$ 14,146,013**	**$ 18,892,948**	**$ 16,977,095**	**$ 24,220,580**	**$ 25,622,718**	**$ 30,859,934**		**$ 30,859,934**		

City of Kyle, Texas
Fund Summary Budget Status Report
WASTEWATER UTILITY FUND (3110)

Line No.		Actual 2023-24	Actual 2024-25	Approved Budget 2025-26	Year to Date w/Encumbrance 5/31/2026	Current Year Estimate 2025-26	ICM Proposed Base Budget 2026-27	Supplemental Budget 2026-27	ICM Proposed Budget 2026-27	Proposed $ Increase (Decrease) From FY 2025-26 Approved Budget	Proposed % Increase (Decrease) From FY 2025-26 Approved Budget
	BEGINNING FUND BALANCE	$ 10,232,900	$ 14,146,013	$ 15,152,117	$ 18,892,948	$ 18,892,948	$ 25,622,718		$ 25,622,718		
	REVENUE:										
	Wastewater Service Charges										
1	Min. Monthly Charge - WW	$ 3,910,753	$ 4,483,582	$ 7,419,432	$ 3,470,027	$ 5,223,841	$ 7,702,655	$ -	$ 7,702,655	$ 283,223	3.82%
2	Wastewater Volume Charges	7,969,226	9,844,297	7,277,904	7,525,515	11,346,996	8,246,388	-	8,246,388	968,484	13.31%
3	Wastewater Service Taps	500,345	476,199	250,000	245,756	383,412	383,412	-	383,412	133,412	53.36%
4	Reconnect Fees	-	-	30,000	-	30,000	30,000	-	30,000	-	0.00%
5	Wastewater Service Charges	32,399	23,978	100,000	16,091	100,000	100,000	-	100,000	-	0.00%
6	Lift Station Hays CISD	990	3,492	5,000	1,358	5,000	5,000	-	5,000	-	0.00%
7	Pump & Haul Processing & Monitoring Fee	-	-	5,000	-	5,000	5,000	-	5,000	-	0.00%
8	Misc. Wastewater Revenue	(45)	(49)	1,500	-	1,500	1,500	-	1,500	-	0.00%
9	Wastewater Transfer Fee	976	564	-	609	990	990	-	990	990	0.00%
10	Annual Grease Hauler Permit Application Fee (1st Vehicle)	-	-	-	800	-	-	-	-	-	0.00%
11	Extra Grease Hauler (Additional Vehicle)	-	-	-	1,950	-	-	-	-	-	0.00%
	Total Wastewater Service Charges	$ 12,414,644	$ 14,832,064	$ 15,088,836	$ 11,262,106	$ 17,096,739	$ 16,474,945	$ -	$ 16,474,945	$ 1,386,109	9.19%
	Misc Wastewater Charges										
12	Late Payment Penalties	$ 340,596	$ 226,855	$ 175,000	$ 149,431	$ 380,790	$ 380,790	$ -	$ 380,790	$ 205,790	117.59%
13	Electronic Pmt Processing Fee	102,430	122,016	60,000	212,807	331,052	331,052	-	331,052	271,052	451.75%
	Total Misc Wastewater Charges	$ 443,026	$ 348,871	$ 235,000	$ 362,238	$ 711,842	$ 711,842	$ -	$ 711,842	$ 476,842	202.91%
	Interest and Other										
14	Grant Reimbursement	$ -	$ 907,420	$ -	$ -	$ -	$ -	$ -	$ -	$ -	0.00%
15	Investment Income	692,489	880,065	500,000	216,532	324,798	324,798	-	324,798	(175,202)	-35.04%
16	Cost Reimbursement - Plum Creek Reuse PS	21,991	22,634	20,000	13,501	23,256	23,256	-	23,256	3,256	16.28%
	Total Interest and Other	$ 714,480	$ 1,810,119	$ 520,000	$ 230,033	$ 348,054	$ 348,054	$ -	$ 348,054	$ (171,946)	-33.07%
	TOTAL REVENUE:	$ 13,572,150	$ 16,991,054	$ 15,843,836	$ 11,854,377	$ 18,156,635	$ 17,534,841	$ -	$ 17,534,841	$ 1,691,005	10.67%
	TOTAL REVENUE AND TRANSFER IN	**$ 13,572,150**	**$ 16,991,054**	**$ 15,843,836**	**$ 11,854,377**	**$ 18,156,635**	**$ 17,534,841**	**$ -**	**$ 17,534,841**	**$ 1,691,005**	**10.67%**

EXPENDITURES:

Line No.	INFORMATION TECHNOLOGY	Actual 2023-24	Actual 2024-25	Approved Budget 2025-26	Year to Date w/Encumbrance 5/31/2026	Current Year Estimate 2025-26	ICM Proposed Base Budget 2026-27	Supplemental Budget 2026-27	ICM Proposed Budget 2026-27	Proposed $ Increase (Decrease) From FY 2025-26 Approved Budget	Proposed % Increase (Decrease) From FY 2025-26 Approved Budget
1	IT Software/System Fees	$ -	$ 363,874	$ 324,505	$ 348,432	$ 348,432	$ 324,505	$ -	$ 324,505	$ -	0.00%
	2. Contractual Services	$ -	$ 363,874	$ 324,505	$ 348,432	$ 348,432	$ 324,505	$ -	$ 324,505	$ -	0.00%
2	Computer Hardware	$ -	$ 4,974	$ 9,105	$ 807	$ 1,000	$ 9,105	$ -	$ 9,105	$ -	0.00%
3	Computer Software	-	-	4,700	-	-	4,700	-	4,700	-	0.00%
	3. Commodities	$ -	$ 4,974	$ 13,805	$ 807	$ 1,000	$ 13,805	$ -	$ 13,805	$ -	0.00%
								-			
	Total Information Technology	$ -	$ 368,848	$ 338,310	$ 349,239	$ 349,432	$ 338,310	$ -	$ 338,310	$ -	0.00%

Line No.	CITY ATTORNEY'S OFFICE										
1	Legal Fees	$ -	$ 385	$ 149,750	$ 69,572	$ 74,396	$ 149,750	$ -	$ 149,750	$ -	0.00%
	2. Contractual Services	$ -	$ 385	$ 149,750	$ 69,572	$ 74,396	$ 149,750	$ -	$ 149,750	$ -	0.00%
	Total City Attorney's Office	$ -	$ 385	$ 149,750	$ 69,572	$ 74,396	$ 149,750	$ -	$ 149,750	$ -	0.00%

EXPENDITURES:

Line No.	3-1-1 Services										
1	Regular Full Time Wages	$ -	$ 80,266	$ -	$ 7,290	$ -	$ -	$ -	$ -	$ -	0.00%
2	Overtime Wages	-	2,756	-	527	-	-	-	-	-	0.00%
3	Longevity Pay	-	525	-	-	-	-	-	-	-	0.00%
4	Language Incentive	-	857	-	178	-	-	-	-	-	0.00%
5	Health Insurance Deductible	-	1,650	-	-	-	-	-	-	-	0.00%
6	FICA/Social Security	-	6,395	-	605	-	-	-	-	-	0.00%
7	State Unemployment Taxes	-	193	-	-	-	-	-	-	-	0.00%
8	Retirement - TMRS	-	11,924	-	1,141	-	-	-	-	-	0.00%
9	Health Insurance	-	15,948	-	1,074	-	-	-	-	-	0.00%
10	Dental Insurance	-	711	-	52	-	-	-	-	-	0.00%
11	Life Insurance	-	274	-	14	-	-	-	-	-	0.00%
12	ST/LT Disability Insurance	-	357	-	22	-	-	-	-	-	0.00%
13	Vision Insurance	-	143	-	10	-	-	-	-	-	0.00%
14	AD&D	-	45	-	3	-	-	-	-	-	0.00%
	1. Personnel	$ -	$ 122,045	$ -	$ 10,916	$ -	$ -	$ -	$ -	$ -	0.00%
15	Office Equipment Rental	$ -	$ 166	$ -	$ -	$ -	$ -	$ -	$ -	$ -	0.00%
	2. Contractual Services	$ -	$ 166	$ -	$ -	$ -	$ -	$ -	$ -	$ -	0.00%
16	Uniforms (Buy)	$ -	$ 395	$ -	$ -	$ -	$ -	$ -	$ -	$ -	0.00%
17	General Office Supplies	-	378	-	-	-	-	-	-	-	0.00%
	3. Commodities	$ -	$ 773	$ -	$ -	$ -	$ -	$ -	$ -	$ -	0.00%
	Total 3-1-1 Services	$ -	$ 122,984	$ -	$ 10,916	$ -	$ -	$ -	$ -	$ -	0.00%

EXPENDITURES:

Line No.	HUMAN RESOURCES	Actual 2023-24	Actual 2024-25	Approved Budget 2025-26	Year to Date w/Encumbrance 5/31/2026	Current Year Estimate 2025-26	ICM Proposed Base Budget 2026-27	Supplemental Budget 2026-27	ICM Proposed Budget 2026-27	Proposed $ Increase (Decrease) From FY 2025-26 Approved Budget	Proposed % Increase (Decrease) From FY 2025-26 Approved Budget
1	Regular Full Time Wages	$ -	$ -	$ 16,832	$ 3,696	$ 9,610	$ 49,001	$ -	$ 49,001	$ 32,169	191.12%
2	Longevity Pay	-	-	-	-	-	263	-	263	263	0.00%
3	Health Insurance Deductible	-	-	167	-	167	-	-	-	(167)	-100.00%
4	FICA/Social Security	-	-	1,288	273	1,288	3,769	-	3,769	2,481	192.69%
5	State Unemployment Taxes	-	-	20	-	20	59	-	59	40	202.56%
6	Retirement - TMRS	-	-	2,489	546	2,490	7,404	-	7,404	4,915	197.42%
7	Health Insurance	-	-	2,305	594	2,305	8,598	-	8,598	6,293	273.08%
8	Dental Insurance	-	-	111	18	112	332	-	332	221	198.24%
9	Life Insurance	-	-	120	3	120	350	-	350	230	191.69%
10	ST/LT Disability Insurance	-	-	104	6	105	175	-	175	71	67.75%
11	Vision Insurance	-	-	20	3	20	56	-	56	36	184.84%
12	AD&D	-	-	12	-	12	35	-	35	23	191.67%
	1. Personnel	$ -	$ -	$ 23,467	$ 5,139	$ 16,249	$ 70,042	$ -	$ 70,042	$ 46,575	198.47%
13	Legal Services	$ -	$ -	$ 834	$ -	$ -	$ 834	$ -	$ 834	$ -	0.00%
14	Other Professional Services	-	-	8,335	-	-	8,335	-	8,335	-	0.00%
15	Outside Printing	-	-	667	-	-	667	-	667	-	0.00%
16	Miscellaneous Services	-	-	1,667	-	-	1,667	-	1,667	-	0.00%
17	Other Contract Services	-	-	21,842	-	-	21,842	-	21,842	-	0.00%
	2. Contractual Services	$ -	$ -	$ 33,344	$ -	$ -	$ 33,344	$ -	$ 33,344	$ -	0.00%
18	Uniforms (Buy)	$ -	$ -	$ 392	$ -	$ -	$ 392	$ -	$ 392	$ -	0.00%
19	General Office Supplies	-	-	458	-	-	458	-	458	-	0.00%
20	Miscellaneous Supplies	-	-	167	-	-	167	-	167	-	0.00%
21	Computer Hardware	-	-	834	-	-	834	-	834	-	0.00%
22	Computer Sofware	-	-	834	-	-	834	-	834	-	0.00%
23	Other Office Equipment	-	-	83	-	-	83	-	83	-	0.00%
	3. Commodities	$ -	$ -	$ 2,767	$ -	$ -	$ 2,767	$ -	$ 2,767	$ -	0.00%
	Total Human Resources	$ -	$ -	$ 59,578	$ 5,139	$ 16,249	$ 106,153	$ -	$ 106,153	$ 46,575	78.18%

EXPENDITURES:

Line No.	ENGINEERING	Actual 2023-24	Actual 2024-25	Approved Budget 2025-26	Year to Date w/Encumbrance 5/31/2026	Current Year Estimate 2025-26	ICM Proposed Base Budget 2026-27	Supplemental Budget 2026-27	ICM Proposed Budget 2026-27	Proposed $ Increase (Decrease) From FY 2025-26 Approved Budget	Proposed % Increase (Decrease) From FY 2025-26 Approved Budget
1	Regular Full Time Wages	$ 262,811	$ 343,751	$ 103,701	$ 103,195	$ 150,424	$ 189,732	$ -	$ 189,732	$ 86,031	82.96%
2	Overtime Wages	323	-	-	-	-	-	-	-	-	0.00%
3	Leave Buy Back Program	-	11,045	-	9,713	9,713	-	-	-	-	0.00%
4	GWI/Merit Increase	-	-	3,593	-	-	-	-	-	(3,593)	-100.00%
5	Longevity Pay	1,466	1,714	615	1,481	615	885	-	885	270	43.90%
6	Car Allowance	1,508	2,205	-	1,522	-	-	-	-	-	0.00%
7	Health Insurance Deductible	3,083	3,313	1,500	1,375	1,500	-	-	-	(1,500)	-100.00%
8	FICA/Social Security	19,534	26,042	8,255	7,498	8,255	14,582	-	14,582	6,327	76.64%
9	State Unemployment Taxes	397	228	176	278	176	234	-	234	59	33.33%
10	Retirement - TMRS	35,348	50,952	15,960	16,851	15,960	28,650	-	28,650	12,691	79.52%
11	Health Insurance	33,436	44,788	18,198	11,973	18,198	34,394	-	34,394	16,197	89.00%
12	Dental Insurance	1,178	1,652	1,003	456	1,003	1,328	-	1,328	326	32.47%
13	Life Insurance	1,375	896	540	166	540	1,274	-	1,274	734	135.93%
14	ST/LT Disability Insurance	1,461	1,281	525	319	525	1,162	-	1,162	637	121.33%
15	Vision Insurance	252	296	177	87	177	224	-	224	48	26.91%
16	AD&D	139	155	54	13	54	127	-	127	73	135.19%
17	Personnel Vacancy Savings	-	-	(7,306)	-	-	-	-	-	7,306	-100.00%
	1. Personnel	$ 362,311	$ 488,318	$ 146,988	$ 154,927	$ 207,140	$ 272,592	$ -	$ 272,592	$ 125,604	85.45%
18	Travel - Training & Conferences	$ 75	$ -	$ 750	$ -	$ -	$ 750	$ -	$ 750	$ -	0.00%
19	Memberships and Dues	-	-	125	-	-	125	-	125	-	0.00%
20	Engineering Services	13,990	-	502,010	-	-	-	-	-	(502,010)	-100.00%
21	IT Software/System Fees	9,595	-	-	-	-	-	-	-	-	0.00%
	2. Contractual Services	$ 23,660	$ -	$ 502,885	$ -	$ -	$ 875	$ -	$ 875	$ (502,010)	-99.83%

Line No.		Actual 2023-24	Actual 2024-25	Approved Budget 2025-26	Year to Date w/Encumbrance 5/31/2026	Current Year Estimate 2025-26	ICM Proposed Base Budget 2026-27	Supplemental Budget 2026-27	ICM Proposed Budget 2026-27	Proposed $ Increase (Decrease) From FY 2025-26 Approved Budget	Proposed % Increase (Decrease) From FY 2025-26 Approved Budget
22	Uniforms (Buy)	$ 21	$ -	$ 375	$ -	$ -	$ 375	$ -	$ 375	$ -	0.00%
23	General Office Supplies	-	-	625	-	-	625	-	625	-	0.00%
24	Office Furniture (<$5K)	1,647	-	-	-	-	-	-	-	-	0.00%
25	Computer Hardware	2,862	-	-	-	-	-	-	-	-	0.00%
	3. Commodities	$ 4,530	$ -	$ 1,000	$ -	$ -	$ 1,000	$ -	$ 1,000	$ -	0.00%
	Total Engineering	$ 390,501	$ 488,318	$ 650,873	$ 154,927	$ 207,140	$ 274,467	$ -	$ 274,467	$ (376,406)	-57.83%

EXPENDITURES:

Line No.	**NON-DEPARTMENTAL**										
1	Pay Parity (Non-Civil Svc)	$ -	$ -	$ 25,000	$ -	$ -	$ -	$ -	$ -	$ (25,000)	-100.00%
2	Employer Contribution 457 Plan	-	-	11,339	-	-	-	-	-	(11,339)	-100.00%
3	Vacation Leave - Accrual	(212)	44,255	-	-	-	-	-	-	-	0.00%
4	Leave Buy Back Program	-	-	125,000	-	-	-	-	-	(125,000)	-100.00%
5	Workers Compensation Insurance	17,672	17,717	23,634	28,430	28,430	23,634	-	23,634	-	0.00%
6	State Unemployment Taxes	-	-	500	-	-	-	-	-	(500)	-100.00%
7	Health Insurance Payroll Reconciliation Adjustment	-	-	29,535	-	-	-	-	-	(29,535)	-100.00%
	1. Personnel	$ 17,461	$ 61,973	$ 215,008	$ 28,430	$ 28,430	$ 23,634	$ -	$ 23,634	$ (191,374)	-89.01%
8	Tuition Reimbursement	$ -	$ -	$ 16,215	$ 1,638	$ 3,000	$ -	$ -	$ -	$ (16,215)	-100.00%
9	Cell Phones/Pagers	-	-	10,000	-	-	-	-	-	(10,000)	-100.00%
10	Audit Services	-	-	20,000	-	20,000	20,000	-	20,000	-	0.00%
11	Insurance & Bonds	31,456	37,696	75,365	69,908	69,908	75,365	-	75,365	-	0.00%
12	Clearing Account - Voided Check	(12,502)	-	-	-	-	-	-	-	-	0.00%
	2. Contractual Services	$ 18,954	$ 37,696	$ 121,580	$ 71,546	$ 92,908	$ 95,365	$ -	$ 95,365	$ (26,215)	-21.56%
	Total Non-Departmental	$ 36,414	$ 99,668	$ 336,588	$ 99,976	$ 121,338	$ 118,999	$ -	$ 118,999	$ (217,589)	-64.65%

EXPENDITURES:

Line No.	**PUBLIC WORKS BUILDING**										
1	Light & Power	$ 5,875	$ 5,988	$ 6,000	$ -	$ -	$ 6,000	$ -	$ 6,000	$ -	0.00%
2	Natural Gas/Propane	2,361	1,888	2,000	2,211	4,100	2,000	-	2,000	-	0.00%
3	Telephone System	1,292	1,159	4,000	226	300	4,000	-	4,000	-	0.00%
4	Internet Service	885	970	2,500	563	850	2,500	-	2,500	-	0.00%
5	Water/Sewer/Trash	-	12,496	5,632	-	-	5,632	-	5,632	-	0.00%
6	Heating/Cooling Repairs	3,011	8,372	77,100	4,155	38,500	77,100	-	77,100	-	0.00%
7	Plumbing Repairs	-	-	1,500	180	500	1,500	-	1,500	-	0.00%
8	Carpentry/Painting	-	1,191	-	16	-	-	-	-	-	0.00%
9	Misc Facility Repairs/Maint	8,280	5,502	2,125	5,735	6,500	2,125	-	2,125	-	0.00%
10	Other Contract Services	-	-	37,500	-	-	37,500	-	37,500	-	0.00%
11	Landscaping/Groundskeeping	-	2,677	9,550	5,950	7,000	9,550	-	9,550	-	0.00%
12	556092 - Services - Fire Inspections & Maintenance	-	-	-	1,186	1,011	-		-	-	0.00%
13	Services - Security	1,180	4,400	32,064	-	-	32,064	-	32,064	-	0.00%
	2. Contractual Services	$ 22,883	$ 44,644	$ 179,971	$ 20,221	$ 58,761	$ 179,971	$ -	$ 179,971	$ -	0.00%
14	General Office Supplies	$ -	$ 1,702	$ -	$ 436	$ 436	$ -	$ -	$ -	$ -	0.00%
15	Cleaning Supplies	3,282	3,365	3,000	2,634	3,000	3,000	-	3,000	-	0.00%
16	Cleaning - Paper Products	673	1,439	400	1,583	1,700	400	-	400	-	0.00%
17	Building Materials	3,353	-	-	-	-	-	-	-	-	0.00%
18	Electrical/Plumbing Supplies	1,028	953	300	479	1,000	300	-	300	-	0.00%
19	Miscellaneous Hardware	2,217	1,819	6,308	1,604	1,500	6,308	-	6,308	-	0.00%
	3. Commodities	$ 10,552	$ 9,278	$ 10,008	$ 6,736	$ 7,636	$ 10,008	$ -	$ 10,008	$ -	0.00%
	Total Public Works Building	$ 33,435	$ 53,923	$ 189,979	$ 26,957	$ 66,397	$ 189,979	$ -	$ 189,979	$ -	0.00%

EXPENDITURES:

Line No.	GENERAL DEBT I&S	Actual 2023-24	Actual 2024-25	Approved Budget 2025-26	Year to Date w/Encumbrance 5/31/2026	Current Year Estimate 2025-26	ICM Proposed Base Budget 2026-27	Supplemental Budget 2026-27	ICM Proposed Budget 2026-27	Proposed $ Increase (Decrease) From FY 2025-26 Approved Budget	Proposed % Increase (Decrease) From FY 2025-26 Approved Budget
1	2020 Series GO Interest	$ 1,022,614	$ 990,865	$ 1,074,850	$ 403,069	$ 1,074,850	$ 1,045,350	$ -	$ 1,045,350	$ (29,500)	-2.74%
2	2025 CO Bond Interest	-	-	669,750	-	669,750	681,152	-	681,152	11,402	1.70%
	7. Debt Service	$ 1,022,614	$ 990,865	$ 1,744,600	$ 403,069	$ 1,744,600	$ 1,726,502	$ -	$ 1,726,502	$ (18,098)	-1.04%
	Total General Debt I&S	$ 1,022,614	$ 990,865	$ 1,744,600	$ 403,069	$ 1,744,600	$ 1,726,502	$ -	$ 1,726,502	$ (18,098)	-1.04%

EXPENDITURES:

Line No.	ADMINISTRATION	Actual 2023-24	Actual 2024-25	Approved Budget 2025-26	Year to Date w/Encumbrance 5/31/2026	Current Year Estimate 2025-26	ICM Proposed Base Budget 2026-27	Supplemental Budget 2026-27	ICM Proposed Budget 2026-27	Proposed $ Increase (Decrease) From FY 2025-26 Approved Budget	Proposed % Increase (Decrease) From FY 2025-26 Approved Budget
1	Regular Full Time Wages	$ 1,026,435	$ 583,771	$ 555,582	$ 130,165	$ 251,078	$ 550,707	$ -	$ 550,707	$ (4,875)	-0.88%
2	Overtime Wages	9,146	6,592	2,000	129	500	1,025	-	1,025	(975)	-48.75%
3	TMRS Contribution Benefit (CM)	7,163	-	-	-	-	-	-	-	-	0.00%
4	Leave Buy Back Program	-	35,595	-	3,245	3,245	-	-	-	-	0.00%
5	GWI/Merit Increase	-	-	18,166	-	-	-	-	-	(18,166)	-100.00%
6	Longevity Pay	8,421	6,283	4,575	1,815	1,815	5,310	-	5,310	735	16.07%
7	Car Allowance	13,531	7,960	5,250	5,899	8,988	7,500	-	7,500	2,250	42.86%
8	Language Incentive	643	448	450	156	-	1,353	-	1,353	903	200.67%
9	Certification Incentive	6,730	8,151	8,450	3,988	6,076	5,850	-	5,850	(2,600)	-30.77%
10	Housing Allowance	7,375	-	-	-	-	-	-	-	-	0.00%
11	Cell Phone Allowance	302	-	-	-	-	-	-	-	-	0.00%
12	Health Insurance Deductible	6,455	5,743	4,250	1,000	1,000	-	-	-	(4,250)	-100.00%
13	FICA/Social Security	67,578	47,865	45,478	10,534	10,522	43,739	-	43,739	(1,739)	-3.82%
14	State Unemployment Taxes	778	332	497	171	126	468	-	468	(29)	-5.84%
15	Retirement - TMRS	133,926	118,646	87,922	20,484	20,332	85,933	-	85,933	(1,989)	-2.26%
16	Deferred Compensation (CM)	9,100	-	-	-	-	-	-	-	-	0.00%
17	Health Insurance	76,014	74,981	54,364	13,696	15,002	68,778	-	68,778	14,415	26.52%
18	Dental Insurance	2,973	2,810	2,840	491	552	2,656	-	2,656	(184)	-6.48%
19	Life Insurance	3,795	1,564	2,856	213	250	2,695	-	2,695	(161)	-5.64%
20	ST/LT Disability Insurance	3,608	2,191	2,702	375	436	2,556	-	2,556	(146)	-5.40%
21	Vision Insurance	622	540	501	85	94	449	-	449	(52)	-10.29%
22	AD&D	361	267	286	11	22	270	-	270	(16)	-5.59%
23	Personnel Vacancy Savings	-	-	(35,085)	-	-	-	-	-	35,085	-100.00%
	1. Personnel	$ 1,384,955	$ 903,738	$ 761,083	$ 192,456	$ 320,038	$ 779,289	$ -	$ 779,289	$ 18,206	2.39%
24	Travel - Training & Conferences	$ 632	$ 2,014	$ 3,625	$ 258	$ 588	$ 394	$ -	$ 394	$ (3,231)	-89.13%
25	Memberships and Dues	190	95	100	35	35	100	-	100	-	0.00%
26	Radio Service/Lease	2,383	2,167	2,580	1,733	2,580	2,580	-	2,580	-	0.00%
27	Misc Facility Repairs/Maint	-	-	37,500	-	-	-	-	-	(37,500)	-100.00%
28	Lease Payments - Motor Vehicles	3,679	306	31,600	23,349	42,117	31,600	-	31,600	-	0.00%
29	Motor Vehicle Repair/Maint	3,857	460	2,500	-	-	1,750	-	1,750	(750)	-30.00%
30	Repair/Maintenance - Minor	-	19	-	225	500	-	-	-	-	0.00%
31	Office Equipment Rental	3,115	2,669	2,500	1,204	2,500	2,500	-	2,500	-	0.00%
32	Legal Services	-	-	-	77	77	-	-	-	-	0.00%
33	Outside Printing	220	177	1,000	64	300	350	-	350	(650)	-65.00%
34	Public Notices	85	85	-	-	-	-	-	-	-	0.00%
35	IT Software/System Fees	53,700	5,030	-	-	-	-	-	-	-	0.00%
36	Services - Employee Recruitment	13,000	-	-	-	-	-	-	-	-	0.00%
37	Contingency - Operations & Maintenance	-	-	125,000	-	-	-	-	-	(125,000)	-100.00%
	2. Contractual Services	$ 80,860	$ 13,020	$ 206,405	$ 26,945	$ 48,697	$ 39,274	$ -	$ 39,274	$ (167,131)	-80.97%

		Actual 2023-24	Actual 2024-25	Approved Budget 2025-26	Year to Date w/Encumbrance 5/31/2026	Current Year Estimate 2025-26	ICM Proposed Base Budget 2026-27	Supplemental Budget 2026-27	ICM Proposed Budget 2026-27	Proposed $ Increase (Decrease) From FY 2025-26 Approved Budget	Proposed % Increase (Decrease) From FY 2025-26 Approved Budget
38	Uniforms (Buy)	$ 4,222	$ 5,292	$ 6,600	$ 1,739	$ 2,500	$ 5,000	$ -	$ 5,000	$ (1,600)	-24.24%
39	General Office Supplies	6,122	4,152	5,000	1,257	2,500	5,000	-	5,000	-	0.00%
40	Electrical/Plumbing Supplies	54	543	250	-	-	250	-	250	-	0.00%
41	Miscellaneous Hardware	46	124	250	-	-	250	-	250	-	0.00%
42	Fire Prevention Supplies	160	-	750	-	-	250	-	250	(500)	-66.67%
43	Medical Supplies	129	242	200	54	100	200	-	200	-	0.00%
44	Minor Tools/Instruments	282	375	1,000	-	-	400	-	400	(600)	-60.00%
45	Miscellaneous Occasions Supplies	1,405	837	1,200	48	100	920	-	920	(280)	-23.33%
46	Food/Meals	359	484	2,000	883	1,200	1,500	-	1,500	(500)	-25.00%
47	Miscellaneous Supplies	565	1,377	1,000	107	200	650	-	650	(350)	-35.00%
48	Office Furniture (<$5K)	2,475	220	2,850	371	371	2,850	-	2,850	-	0.00%
49	Communication Equipment	415	119	250	-	-	250	-	250	-	0.00%
50	Computer Hardware	7,587	-	2,323	-	-	2,323	-	2,323	-	0.00%
51	Computer Software	-	-	3,154	-	-	3,154	-	3,154	-	0.00%
52	Other Office Equipment	-	-	6,430	-	-	6,430	-	6,430	-	0.00%
53	Equipment - Radios	-	-	1,750	-	-	1,750	-	1,750	-	0.00%
54	Fuel	5,451	4,906	6,500	2,806	5,500	5,500	-	5,500	(1,000)	-15.38%
	3. Commodities	$ 29,271	$ 18,671	$ 41,507	$ 7,265	$ 12,471	$ 36,677	$ -	$ 36,677	$ (4,830)	-11.64%
	Total Administration	$ 1,495,086	$ 935,429	$ 1,008,995	$ 226,666	$ 381,206	$ 855,240	$ -	$ 855,240	$ (153,755)	-15.24%

EXPENDITURES:

Line No.	**UTILITY BILLING**										
1	Regular Full Time Wages	$ 231,766	$ 68,296	$ 68,767	$ 45,534	$ 69,753	$ 70,941	$ -	$ 70,941	$ 2,174	3.16%
2	Overtime Wages	7,331	2,459	2,500	1,652	2,500	2,500	-	2,500	-	0.00%
3	Leave Buy Back Program	-	6,329	-	6,519	6,519	-	-	-	-	0.00%
4	GWI/Merit Increase	-	-	2,382	-	-	-	-	-	(2,382)	-100.00%
5	Longevity Pay	2,888	2,018	2,198	2,198	2,198	2,378	-	2,378	180	8.19%
6	Language Incentive	1,612	451	450	152	450	-	-	-	(450)	-100.00%
7	Health Insurance Deductible	4,000	1,000	1,000	1,000	1,000	-	-	-	(1,000)	-100.00%
8	FICA/Social Security	18,400	5,913	5,837	4,135	5,837	5,800	-	5,800	(37)	-0.63%
9	State Unemployment Taxes	467	63	117	171	117	117	-	117	-	0.00%
10	Retirement - TMRS	32,346	11,251	11,284	8,208	11,284	11,396	-	11,396	112	0.99%
11	Health Insurance	38,544	11,702	13,136	7,994	13,136	17,197	-	17,197	4,061	30.92%
12	Dental Insurance	1,724	508	668	329	668	664	-	664	(4)	-0.60%
13	Life Insurance	1,544	233	492	103	492	509	-	509	17	3.46%
14	ST/LT Disability Insurance	1,390	306	422	176	422	435	-	435	13	3.08%
15	Vision Insurance	371	100	118	65	118	112	-	112	(6)	-5.08%
16	AD&D	149	39	49	7	49	51	-	51	2	4.08%
17	Personnel Vacancy Savings	-	-	(4,951)	-	-	-	-	-	4,951	-100.00%
	1. Personnel	$ 342,532	$ 110,667	$ 104,469	$ 78,243	$ 114,543	$ 112,100	$ -	$ 112,100	$ 7,631	7.30%
18	Travel - Training & Conferences	$ -	$ -	$ 2,500	$ -	$ -	$ -	$ -	$ -	$ (2,500)	-100.00%
19	Memberships and Dues	17	-	-	-	-	-	-	-	-	0.00%
20	Motor Vehicle Repair/Maint	4,609	-	-	-	-	-	-	-	-	0.00%
21	Office Equipment Rental	1,377	1,409	2,000	627	1,600	2,000	-	2,000	-	0.00%
22	Credit Card Fees	507,623	853,580	600,000	236,303	600,000	600,000	-	600,000	-	0.00%
23	Insurance & Bonds	-	-	200	-	-	200	-	200	-	0.00%
24	Bad Debt Collection Service	(55,166)	(6,686)	2,500	-	-	-	-	-	(2,500)	-100.00%
25	Cost of Service/Rate Design Study	64,560	-	43	21	43	43	-	43	-	0.00%
26	IT Software/System Fees	132,806	88,378	-	-	-	-	-	-	-	0.00%
27	IT Online Services	-	-	156	-	-	-	-	-	(156)	-100.00%
28	Services - Utility Billing	21,214	4,242	71,160	1,193	25,000	50,000	-	50,000	(21,160)	-29.74%
	2. Contractual Services	$ 677,040	$ 940,922	$ 678,559	$ 238,145	$ 626,643	$ 652,243	$ -	$ 652,243	$ (26,316)	-3.88%

		Actual 2023-24	Actual 2024-25	Approved Budget 2025-26	Year to Date w/Encumbrance 5/31/2026	Current Year Estimate 2025-26	ICM Proposed Base Budget 2026-27	Supplemental Budget 2026-27	ICM Proposed Budget 2026-27	Proposed $ Increase (Decrease) From FY 2025-26 Approved Budget	Proposed % Increase (Decrease) From FY 2025-26 Approved Budget
29	Uniforms (Buy)	$ -	$ -	$ 150	$ -	$ -	$ -	$ -	$ -	$ (150)	-100.00%
30	General Office Supplies	1,249	545	250	-	-	250	-	250	-	0.00%
31	Postage	48,428	12,567	30,000	176	12,500	12,500	-	12,500	(17,500)	-58.33%
32	City Sponsored Event Supplies	74	-	-	-	-	-	-	-	-	0.00%
33	Food/Meals	24	-	-	-	-	-	-	-	-	0.00%
34	Miscellaneous Supplies	-	39	-	-	-	-	-	-	-	0.00%
35	Office Furniture (<$5K)	1,850	470	2,000	-	-	-	-	-	(2,000)	-100.00%
36	Communication Equipment	205	-	-	-	-	-	-	-	-	0.00%
	3. Commodities	$ 51,830	$ 13,621	$ 32,400	$ 176	$ 12,500	$ 12,750	$ -	$ 12,750	$ (19,650)	-60.65%
	Total Utility Billing	$ 1,071,402	$ 1,065,210	$ 815,428	$ 316,564	$ 753,686	$ 777,093	$ -	$ 777,093	$ (38,335)	-4.70%

EXPENDITURES:

Line No.	**WASTEWATER OPERATIONS**										
1	Regular Full Time Wages	$ 504,485	$ 733,225	$ 698,372	$ 631,360	$ 952,559	$ 722,974	$ -	$ 722,974	$ 24,602	3.52%
2	Overtime Wages	46,100	41,751	70,000	31,040	43,546	43,000	-	43,000	(27,000)	-38.57%
3	On-Call Pay	1,801	2,488	3,000	3,891	5,902	3,000	-	3,000	-	0.00%
4	Leave Buy Back Program	-	17,090	-	17,749	17,749	-	-	-	-	0.00%
5	GWI/Merit Increase	-	-	23,830	-	-	-	-	-	(23,830)	-100.00%
6	Longevity Pay	9,630	11,145	13,260	14,202	28,404	15,255	-	15,255	1,995	15.05%
7	Language Incentive	-	-	-	872	-	-	-	-	-	0.00%
8	Certification Incentive	20,448	22,165	26,000	16,526	25,042	21,450	-	21,450	(4,550)	-17.50%
9	Health Insurance Deductible	9,300	10,275	10,667	13,400	13,400	-	-	-	(10,667)	-100.00%
10	FICA/Social Security	43,495	62,542	61,503	53,916	84,112	61,743	-	61,743	240	0.39%
11	State Unemployment Taxes	1,094	765	1,249	2,475	1,840	1,229	-	1,229	(20)	-1.56%
12	Retirement - TMRS	77,329	118,058	118,907	104,867	163,190	121,306	-	121,306	2,400	2.02%
13	Health Insurance	84,738	124,435	144,569	109,960	173,116	180,568	-	180,568	35,999	24.90%
14	Dental Insurance	3,502	5,317	7,127	4,507	7,182	6,971	-	6,971	(156)	-2.19%
15	Life Insurance	3,283	2,274	4,996	1,388	2,238	5,170	-	5,170	174	3.49%
16	ST/LT Disability Insurance	3,104	3,151	4,286	2,419	3,872	4,438	-	4,438	152	3.55%
17	Vision Insurance	695	1,022	1,256	868	1,386	1,178	-	1,178	(78)	-6.19%
18	AD&D	329	405	500	101	202	517	-	517	18	3.50%
19	Personnel Vacancy Savings	-	-	(50,412)	-	-	-	-	-	50,412	-100.00%
	1. Personnel	$ 809,332	$ 1,156,109	$ 1,139,108	$ 1,009,540	$ 1,523,740	$ 1,188,799	$ -	$ 1,188,799	$ 49,691	4.36%
20	Travel - Training & Conferences	$ 9,351	$ 4,989	$ 15,500	$ 6,566	$ 8,100	$ 7,000	$ -	$ 7,000	$ (8,500)	-54.84%
21	Travel - Tolls & Parking	(89)	-	-	-	-	-	-	-	-	0.00%
22	Memberships and Dues	490	3,036	5,600	2,185	2,184	3,100	-	3,100	(2,500)	-44.64%
23	Light & Power	37,867	79,298	50,000	27,228	50,000	50,000	-	50,000	-	0.00%
24	Telephone System	11,323	7,279	12,000	1,919	8,000	8,000	-	8,000	(4,000)	-33.33%
25	Cell Phones/Pagers	1,093	-	1,287	-	-	1,287	-	1,287	-	0.00%
26	Water/Sewer/Trash	1,711	30,185	9,300	1,022	2,500	9,300	-	9,300	-	0.00%
27	Radio Service/Lease	2,643	2,167	2,580	1,733	2,580	2,580	-	2,580	-	0.00%
28	Electrical Repairs	4,338	4,327	8,000	3,621	5,000	8,000	-	8,000	-	0.00%
29	Wastewater System Maintenance	64,176	71,909	110,000	49,899	90,000	110,000	-	110,000	-	0.00%
30	Trucks/Heavy Equip Rental	-	5,404	-	-	-	-	-	-	-	0.00%
31	Lease Payments - Motor Vehicles	(6,437)	22,587	106,216	114,259	164,964	106,216	-	106,216	-	0.00%
32	Motor Vehicle Repair/Maint	2,248	10,489	10,000	7,991	10,000	10,000	-	10,000	-	0.00%
33	Repair/Maintenance - Minor	-	870	-	896	1,200	-	-	-	-	0.00%
34	Truck/Heavy Equipment Repair	15,426	62,671	40,000	8,500	15,000	40,000	-	40,000	-	0.00%
35	Pump Maint Repair	24,726	22,270	70,000	-	-	70,000	-	70,000	-	0.00%
36	Other Equip Maint/Repair	812	2,215	4,000	2,424	4,000	4,000	-	4,000	-	0.00%
37	Rental - Storage	61	-	200	-	-	200	-	200	-	0.00%
38	Records Storage	1,048	603	-	412	500	-	-	-	-	0.00%
39	Legal Services	770	-	10,000	2,125	2,125	2,500	-	2,500	(7,500)	-75.00%
40	Engineering Services	-	-	150,000	-	-	-	-	-	(150,000)	-100.00%
41	Outside Printing	59	-	-	-	-	-	-	-	-	0.00%
42	Grease Interceptor Grant	-	2,250	-	-	-	-	-	-	-	0.00%
43	Loss on Disposal of Assets	1,663	-	-	-	-	-	-	-	-	0.00%
	2. Contractual Services	$ 173,279	$ 332,549	$ 604,683	$ 230,780	$ 366,153	$ 432,183	$ -	$ 432,183	$ (172,500)	-28.53%

		Actual 2023-24	Actual 2024-25	Approved Budget 2025-26	Year to Date w/Encumbrance 5/31/2026	Current Year Estimate 2025-26	ICM Proposed Base Budget 2026-27	Supplemental Budget 2026-27	ICM Proposed Budget 2026-27	Proposed $ Increase (Decrease) From FY 2025-26 Approved Budget	Proposed % Increase (Decrease) From FY 2025-26 Approved Budget
44	Uniforms (Buy)	$ 12,322	$ 13,013	$ 19,100	$ 13,126	$ 15,000	$ 19,100	$ -	$ 19,100	$ -	0.00%
45	General Office Supplies	38	494	750	400	400	500	-	500	(250)	-33.33%
46	Cleaning Supplies	619	166	1,000	-	-	-	-	-	(1,000)	-100.00%
47	Postage	64	111	-	1	-	-	-	-	-	0.00%
48	Building Materials	436	457	1,500	76	500	500	-	500	(1,000)	-66.67%
49	Sand and Gravel	9,716	7,804	15,000	3,478	7,500	15,000	-	15,000	-	0.00%
50	Electrical/Plumbing Supplies	2,488	4,665	8,000	2,915	7,500	8,000	-	8,000	-	0.00%
51	Fire Prevention Supplies	145	-	400	-	-	400	-	400	-	0.00%
52	Medical Supplies	400	539	500	127	-	500	-	500	-	0.00%
53	Chemicals	49,814	35,869	120,000	111,409	45,000	111,500	-	111,500	(8,500)	-7.08%
54	Botanical/Landscape	15	-	1,500	-	-	-	-	-	(1,500)	-100.00%
55	Minor Tools/Instruments	3,933	12,987	28,500	3,662	7,500	28,500	-	28,500	-	0.00%
56	Miscellaneous Occasions Supplies	578	1,025	500	-	-	-	-	-	(500)	-100.00%
57	Food/Meals	-	40	2,000	577	577	2,000	-	2,000	-	0.00%
58	Miscellaneous Supplies	370	167	500	117	200	200	-	200	(300)	-60.00%
59	Office Equipment	750	2,239	750	634	634	750	-	750	-	0.00%
60	Communication Equipment	-	-	500	-	-	500	-	500	-	0.00%
61	Computer Hardware	101	3,149	2,120	-	-	2,120	-	2,120	-	0.00%
62	Computer Software	-	-	667	-	-	667	-	667	-	0.00%
63	Instruments/Apparatus	2,455	3,995	20,000	4,683	5,600	5,000	-	5,000	(15,000)	-75.00%
64	Facility Maintenance Tools	-	-	-	165	165	-	-	-	-	0.00%
65	Other Field Equipment	1,083	1,369	2,500	10,796	10,795	2,500	-	2,500	-	0.00%
66	Fuel	22,259	15,776	32,200	16,420	32,200	32,200	-	32,200	-	0.00%
	3. Commodities	$ 107,587	$ 103,865	$ 257,987	$ 168,585	$ 133,571	$ 229,937	$ -	$ 229,937	$ (28,050)	-10.87%
67	Motor Vehicles	$ -	$ -	$ 210,000	$ -	$ -	$ -	$ -	$ -	$ (210,000)	-100.00%
	6. Non-CIP Capital Outlay	$ -	$ -	$ 210,000	$ -	$ -	$ -	$ -	$ -	$ (210,000)	-100.00%
	Total Wastewater Operations	$ 1,090,198	$ 1,592,523	$ 2,211,778	$ 1,408,904	$ 2,023,464	$ 1,850,919	$ -	$ 1,850,919	$ (360,859)	-16.32%
68	Transfer Out - General Fund	$ 650,000	$ 650,000	$ 1,175,787	$ 587,893	$ 1,175,787	$ 1,175,787	$ -	$ 1,175,787	$ -	0.00%
69	Transfer Out - CIP	500,000	-	-	-	-	-	-	-	-	0.00%
70	Transfer Out - Debt Service	62,173	70,961	57,714	28,857	57,714	61,169	-	61,169	3,455	5.99%
71	Transfer Out - Indirect Support Cost (General Fund)	-	1,276,690	1,404,359	702,180	1,404,359	1,404,359	-	1,404,359	-	0.00%
	7. Total Transfers Out	$ 1,212,173	$ 1,997,651	$ 2,637,860	$ 1,318,930	$ 2,637,860	$ 2,641,315	$ -	$ 2,641,315	$ 3,455	0.13%
	Total Wastewater Operations & Transfers Out	$ 2,302,371	$ 3,590,174	$ 4,849,638	$ 2,727,834	$ 4,661,324	$ 4,492,234	$ -	$ 4,492,234	$ (357,404)	-7.37%

EXPENDITURES:

Line No.	**WW Treatment Plant Operations**										
1	Regular Full Time Wages	$ 443,970	$ 513,200	$ 910,195	$ 397,094	$ 609,717	$ 853,697	$ -	$ 853,697	$ (56,498)	-6.21%
2	Overtime Wages	56,379	94,010	60,000	64,425	94,618	90,000	-	90,000	30,000	50.00%
3	On-Call Pay	5,229	5,213	6,000	3,458	5,116	6,000	-	6,000	-	0.00%
4	Leave Buy Back Program	-	12,271	-	27,007	27,007	-	-	-	-	0.00%
5	GWI/Merit Increase	-	-	28,687	-	-	-	-	-	(28,687)	-100.00%
6	Longevity Pay	2,220	2,070	3,075	2,550	5,100	5,265	-	5,265	2,190	71.22%
7	Language Incentive	-	-	-	2,104	-	-	-	-	-	0.00%
8	Certification Incentive	11,418	13,773	15,350	8,756	13,112	16,900	-	16,900	1,550	10.10%
9	Health Insurance Deductible	8,583	8,250	13,417	8,000	8,000	-	-	-	(13,417)	-100.00%
10	FICA/Social Security	39,454	48,760	75,606	38,300	59,702	74,979	-	74,979	(627)	-0.83%
11	State Unemployment Taxes	1,030	685	1,570	1,371	1,014	1,404	-	1,404	(166)	-10.56%
12	Retirement - TMRS	68,916	90,745	146,327	74,051	115,114	147,312	-	147,312	985	0.67%
13	Health Insurance	54,164	76,621	170,438	65,905	103,450	206,363	-	206,363	35,925	21.08%
14	Dental Insurance	2,616	3,298	8,964	2,610	4,140	7,967	-	7,967	(997)	-11.13%
15	Life Insurance	2,660	1,578	6,283	818	1,304	5,837	-	5,837	(446)	-7.10%
16	ST/LT Disability Insurance	2,575	2,096	5,477	1,435	2,272	5,098	-	5,098	(379)	-6.92%
17	Vision Insurance	552	662	1,580	497	792	1,346	-	1,346	(234)	-14.82%
18	AD&D	271	262	628	56	112	584	-	584	(44)	-6.97%
19	Personnel Vacancy Savings	-	-	(59,010)	-	-	-	-	-	59,010	-100.00%
	1. Personnel	$ 700,035	$ 873,494	$ 1,394,587	$ 698,437	$ 1,050,570	$ 1,422,752	$ -	$ 1,422,752	$ 28,165	2.02%

		Actual 2023-24	Actual 2024-25	Approved Budget 2025-26	Year to Date w/Encumbrance 5/31/2026	Current Year Estimate 2025-26	ICM Proposed Base Budget 2026-27	Supplemental Budget 2026-27	ICM Proposed Budget 2026-27	Proposed $ Increase (Decrease) From FY 2025-26 Approved Budget	Proposed % Increase (Decrease) From FY 2025-26 Approved Budget
20	Travel - Training & Conferences	$ 3,178	$ 8,556	$ 15,000	$ 917	$ 959	$ 9,000	$ -	$ 9,000	$ (6,000)	-40.00%
21	Memberships and Dues	490	805	1,125	1,033	1,032	1,125	-	1,125	-	0.00%
22	Subscription and Books	-	-	300	-	-	-	-	-	(300)	-100.00%
23	Light & Power	322,733	347,783	450,000	196,856	350,000	410,000	-	410,000	(40,000)	-8.89%
24	Natural Gas/Propane	(47)	-	-	-	-	-	-	-	-	0.00%
25	Telephone System	2,295	1,632	1,500	773	2,500	1,200	-	1,200	(300)	-20.00%
26	Cell Phones/Pagers	-	108	4,550	-	-	4,550	-	4,550	-	0.00%
27	Internet Service	-	-	5,000	-	-	5,000	-	5,000	-	0.00%
28	Water/Sewer/Trash	924	1,685	5,700	1,774	2,600	5,700		5,700	-	0.00%
29	Electrical Repairs	7,844	8,965	10,000	-	-	10,000	-	10,000	-	0.00%
30	Wastewater System Maintenance	86,967	72,649	273,957	80,019	100,000	118,635	-	118,635	(155,322)	-56.70%
31	Misc Facility Repairs/Maint	457	300	1,500	1,957	2,500	1,500	-	1,500	-	0.00%
32	Light Equipment Rental	3,420	3,539	6,000	1,742	1,742	3,000	-	3,000	(3,000)	-50.00%
33	Lease Payments - Motor Vehicles	10,727	7,378	54,092	10,297	16,300	15,600	-	15,600	(38,492)	-71.16%
34	Motor Vehicle Repair/Maint	1,919	8,196	1,500	5,336	8,000	1,500	-	1,500	-	0.00%
35	Repair/Maintenance - Minor	471	305	1,000	3,190	4,500	1,000	-	1,000	-	0.00%
36	Truck/Heavy Equipment Repair	8,440	7,655	10,000	138	5,000	5,000	-	5,000	(5,000)	-50.00%
37	Pump Maint Repair	50,961	2,407	83,329	9,908	30,000	83,329	-	83,329	-	0.00%
38	Electric Motor Repair	903	-	25,000	-	-	25,000	-	25,000	-	0.00%
39	Other Equip Maint/Repair	-	2,911	3,000	1	500	-	-	-	(3,000)	-100.00%
40	Legal Services	1,238	-	15,000	-	-	15,000	-	15,000	-	0.00%
41	Other Professional Services	-	-	-	10	10	-	-	-	-	0.00%
42	Outside Printing	233	-	3,600	1,800	2,000	3,600	-	3,600	-	0.00%
43	Testing/Certification	36,516	36,871	60,000	15,128	30,000	35,000	-	35,000	(25,000)	-41.67%
44	Landscaping/Groundskeeping	-	-	5,000	280	280	500	-	500	(4,500)	-90.00%
45	TCEQ Permit	-	-	-	10	10	-		-	-	0.00%
46	TCEQ Sewer Permit	30,401	41,694	45,000	31,137	31,137	31,137	-	31,137	(13,863)	-30.81%
47	Services - Sludge Hauling	474,443	441,068	306,227	356,463	625,000	625,000	-	625,000	318,773	104.10%
48	Services - Pre-Treatment Program	32,113	111,580	336,592	259,840	250,000	150,000	-	150,000	(186,592)	-55.44%
	2. Contractual Services	$ 1,076,626	$ 1,106,085	$ 1,723,971	$ 978,608	$ 1,464,070	$ 1,561,375	$ -	$ 1,561,375	$ (162,596)	-9.43%
49	Uniforms (Buy)	$ 6,825	$ 8,596	$ 17,300	$ 4,020	$ 5,000	$ 10,000	$ -	$ 10,000	$ (7,300)	-42.20%
50	General Office Supplies	1,343	2,679	2,500	709	1,000	2,000	-	2,000	(500)	-20.00%
51	Cleaning Supplies	-	272	1,000	-	-	500	-	500	(500)	-50.00%
52	Cleaning - Paper Products	-	-	500	-	-	-	-	-	(500)	-100.00%
53	Street Repair Materials	-	46,257	5,000	-	-	-	-	-	(5,000)	-100.00%
54	Safety Signs and Barricades	-	161	500	672	1,000	500	-	500	-	0.00%
55	Electrical/Plumbing Supplies	17,167	19,356	32,000	10,358	20,000	20,000	-	20,000	(12,000)	-37.50%
56	City Sponsored Event Supplies	-	317	500	1,177	1,500	500	-	500	-	0.00%
57	Fire Prevention Supplies	547	1,500	500	-	-	500	-	500	-	0.00%
58	Laboratory Supplies	22,211	59,834	75,550	16,554	40,000	60,000	-	60,000	(15,550)	-20.58%
59	Medical Supplies	304	258	400	71	-	200	-	200	(200)	-50.00%
60	Chemicals	40,989	78,094	163,240	68,548	85,000	120,000	-	120,000	(43,240)	-26.49%
61	Botanical/Landscape	246	-	-	-	-	-	-	-	-	0.00%
62	Minor Tools/Instruments	4,688	5,073	14,500	2,774	5,000	7,500	-	7,500	(7,000)	-48.28%
63	Miscellaneous Occasions Supplies	985	1,165	360	-	-	360	-	360	-	0.00%
64	Food/Meals	-	302	2,000	847	1,200	2,000	-	2,000	-	0.00%
65	Miscellaneous Supplies	208	189	300	397	400	300	-	300	-	0.00%
66	Office Furniture (<$5K)	3,529	1,801	5,000	-	-	5,000	-	5,000	-	0.00%
67	Communication Equipment	30	1,050	500	-	-	500	-	500	-	0.00%
68	Computer Hardware	1,975	3,315	10,243	-	-	10,243	-	10,243	-	0.00%
69	Computer Software	-	-	4,667	5,170	5,170	4,667	-	4,667	-	0.00%
70	General Electronic Equipment	-	97	1,000	-	-	1,000	-	1,000	-	0.00%
71	Facility Maintenance Tools	-	-	-	2,065	3,500	-	-	-	-	0.00%
72	Other Field Equipment	1,768	696	4,000	710	1,000	4,000	-	4,000	-	0.00%
73	Fuel	10,121	23,559	35,000	14,336	35,000	35,000	-	35,000	-	0.00%
	3. Commodities	$ 112,937	$ 254,570	$ 376,560	$ 128,408	$ 204,770	$ 284,770	$ -	$ 284,770	$ (91,790)	-24.38%

		Actual 2023-24	Actual 2024-25	Approved Budget 2025-26	Year to Date w/Encumbrance 5/31/2026	Current Year Estimate 2025-26	ICM Proposed Base Budget 2026-27	Supplemental Budget 2026-27	ICM Proposed Budget 2026-27	Proposed $ Increase (Decrease) From FY 2025-26 Approved Budget	Proposed % Increase (Decrease) From FY 2025-26 Approved Budget
74	Motor Vehicles	$ -	$ -	$ 380,000	$ 331,687	$ 331,687	$ -	$ -	$ -	$ (380,000)	-100.00%
75	Other Equipment	-	-	-	(1,253)	-	-	-	-	-	0.00%
	6. Non-CIP Capital Outlay	$ -	$ -	$ 380,000	$ 330,434	$ 331,687	$ -	$ -	$ -	$ (380,000)	-100.00%
	Total WW Treatment Plant Operations	$ 1,889,597	$ 2,234,148	$ 3,875,118	$ 2,135,886	$ 3,051,097	$ 3,268,897	$ -	$ 3,268,897	$ (606,221)	-15.64%
TOTAL EXPENDITURES:		$ 8,241,422	$ 9,949,952	$ 14,018,858	$ 6,526,745	$ 11,426,865	$ 12,297,625	$ -	$ 12,297,625	$ (1,721,233)	-12.28%
TOTAL REVENUE & TRANSFERS-IN IN EXCESS (DEFICIT) OVER EXPENDITURES		$ 5,330,728	$ 7,041,102	$ 1,824,978	$ 5,327,632	$ 6,729,770	$ 5,237,216	$ -	$ 5,237,216		
ADJUSTMENT PER AUDIT FOR RESTRICTED FUNDS		$ (1,417,615)	$ (2,294,167)								
ESTIMATED ENDING FUND BALANCE		**$ 14,146,013**	**$ 18,892,948**	**$ 16,977,095**	**$ 24,220,580**	**$ 25,622,718**	**$ 30,859,934**		**$ 30,859,934**		

Storm Drainage Utility Fund
Summary & Line-Item Detail

Proposed Budget
Fiscal Year 2026-27

City Council Budget Meeting

August 1, 2026

City of Kyle, Texas
Fund Summary Budget Status Report
STORM DRAINAGE UTILITY FUND (3120)

		Actual 2023-24	Actual 2024-25	Approved Budget 2025-26	Year to Date w/Encumbrance 5/31/2026	Current Year Estimate 2025-26	ICM Proposed Base Budget 2026-27	ICM Supplemental Budget 2026-27	ICM Proposed Budget 2026-27	Proposed $ Increase (Decrease) From FY 2025-26 Approved Budget	Proposed % Increase (Decrease) From FY 2025-26 Approved Budget
	BEGINNING FUND BALANCE	$ 1,257,406	$ 1,299,041	$ 1,572,771	$ 1,714,526	$ 1,714,526	$ 1,078,802		$ 1,078,802		
	REVENUE:										
1	Drainage Fee - Residential	$ 901,122	$ 942,189	$ 1,186,920	$ 638,220	$ 958,887	$ 987,653	$ -	$ 987,653	$ (199,267)	-16.79%
2	Drainage Fee - Commercial	995,026	1,202,902	885,281	795,153	1,192,816	1,228,600	-	1,228,600	343,319	38.78%
3	Floodplain Development Application Review Fee	-	750	1,500	-	-	-	-	-	(1,500)	-100.00%
4	Interest Income	34,731	73,840	39,727	5,609	12,435	12,435		12,435	(27,292)	
5	Misc Drainage Fee	51,866	27,294	27,377	20,226	31,265	31,265	-	31,265	3,888	14.20%
	TOTAL REVENUE:	$ 1,982,744	$ 2,246,975	$ 2,140,805	$ 1,459,207	$ 2,195,403	$ 2,259,954	$ -	$ 2,259,954	$ 119,149	5.57%
6	Transfer In - G/F	$ -	$ -	$ -	$ -	$ -	$ -	$ -	$ -	$ -	0.00%
	TOTAL REVENUE AND TRANSFERS IN:	$ 1,982,744	$ 2,246,975	$ 2,140,805	$ 1,459,207	$ 2,195,403	$ 2,259,954	$ -	$ 2,259,954	$ 119,149	5.57%
	EXPENDITURES:										
7	City Attorney's Office	$ -	$ 245	$ 15,000	$ -	$ 15,000	$ 15,000	$ -	$ 15,000	$ -	0.00%
8	Information Technology	-	33,189	44,000	85,643	85,643	44,000	-	44,000	-	0.00%
9	Transportation & Public Works	1,435,922	1,585,630	2,649,308	1,965,268	2,490,730	1,499,026	-	1,499,026	(1,150,282)	-43.42%
10	Non-Departmental	(3,861)	5,471	64,319	-	-	-	-	-	(64,319)	-100.00%
	TOTAL EXPENDITURES:	$ 1,432,061	$ 1,624,536	$ 2,772,627	$ 2,050,911	$ 2,591,373	$ 1,558,026	$ -	$ 1,558,026	$ (1,214,601)	-43.81%
	TOTAL TRANSFERS OUT:	$ 500,000	$ 217,957	$ 239,753	$ 119,876	$ 239,753	$ 239,753	$ -	$ 239,753	$ -	0.00%
	TOTAL EXPENDITURES & TRANSFERS OUT	$ 1,932,061	$ 1,842,493	$ 3,012,380	$ 2,170,788	$ 2,831,126	$ 1,797,779	$ -	$ 1,797,779	$ (1,214,601)	-40.32%
	TOTAL REVENUE & TRANSFERS-IN IN EXCESS (DEFICIT) OVER EXPENDITURES	$ 50,683	$ 404,483	$ (871,574)	$ (711,581)	$ (635,723)	$ 462,175	$ -	$ 462,175		
	ESTIMATED ENDING FUND BALANCE	**$ 1,299,041**	**$ 1,714,526**	**$ 701,197**	**$ 1,002,945**	**$ 1,078,802**	**$ 1,540,977**		**$ 1,540,977**		

City of Kyle, Texas
Fund Summary Budget Status Report
STORM DRAINAGE UTILITY FUND (3120)

		Actual 2023-24	Actual 2024-25	Approved Budget 2025-26	Year to Date w/Encumbrance 5/31/2026	Current Year Estimate 2025-26	ICM Proposed Base Budget 2026-27	Supplemental Budget 2026-27	ICM Proposed Budget 2026-27	Proposed $ Increase (Decrease) From FY 2025-26 Approved Budget	Proposed % Increase (Decrease) From FY 2025-26 Approved Budget
BEGINNING FUND BALANCE		$ 1,257,406	$ 1,299,041	$ 1,572,771	$ 1,714,526	$ 1,714,526	$ 1,078,802		$ 1,078,802		
REVENUE:											
Line No.	Storm Drainage Charges										
1	Storm Drainage Fee Residential	$ 901,122	$ 942,189	$ 1,186,920	$ 638,220	$ 958,887	$ 987,653	$ -	$ 987,653	$ (199,267)	-16.79%
2	Storm Drainage Fee-Commercial	995,026	1,202,902	885,281	795,153	1,192,816	1,228,600	-	1,228,600	343,319	38.78%
3	Reconnect Fees	-	-	-	-	-	-	-	-	-	0.00%
4	Floodplain Development Application Review Fee	-	750	1,500	-	-	-	-	-	(1,500)	-100.00%
5	Developer Contributions	-	-	-	-	-	-	-	-	-	0.00%
6	Late Payment Penalties	41,866	27,294	27,377	20,226	31,265	31,265	-	31,265	3,888	14.20%
7	Investment Income	34,731	73,840	39,727	5,609	12,435	12,435	-	12,435	(27,292)	-68.70%
8	Refunds and Reimbursement	10,000	-	-	-	-	-	-	-	-	0.00%
	Total Drainage Utility Revenue	$ 1,982,744	$ 2,246,975	$ 2,140,805	$ 1,459,207	$ 2,195,403	$ 2,259,954	$ -	$ 2,259,954	$ 119,149	5.57%
TOTAL REVENUE:		$ 1,982,744	$ 2,246,975	$ 2,140,805	$ 1,459,207	$ 2,195,403	$ 2,259,954	$ -	$ 2,259,954	$ 119,149	5.57%
TOTAL REVENUE AND TRANSFER IN		**$ 1,982,744**	**$ 2,246,975**	**$ 2,140,805**	**$ 1,459,207**	**$ 2,195,403**	**$ 2,259,954**	**$ -**	**$ 2,259,954**	**$ 119,149**	**5.57%**

Line No.		Actual 2023-24	Actual 2024-25	Approved Budget 2025-26	Year to Date w/Encumbrance 5/31/2026	Current Year Estimate 2025-26	ICM Proposed Base Budget 2026-27	Supplemental Budget 2026-27	ICM Proposed Budget 2026-27	Proposed $ Increase (Decrease) From FY 2025-26 Approved Budget	Proposed % Increase (Decrease) From FY 2025-26 Approved Budget
EXPENDITURES:											
	INFORMATION TECHNOLOGY										
1	IT Software/System Fees	$ -	$ 31,199	$ 41,500	$ 85,116	$ 85,116	$ 41,500	$ -	$ 41,500	$ -	0.00%
	2. Contractual Services	$ -	$ 31,199	$ 41,500	$ 85,116	$ 85,116	$ 41,500	$ -	$ 41,500	$ -	0.00%
2	Computer Hardware	$ -	$ 1,991	$ 2,500	$ 527	$ 527	$ 2,500	$ -	$ 2,500	$ -	0.00%
	3. Commodities	$ -	$ 1,991	$ 2,500	$ 527	$ 527	$ 2,500	$ -	$ 2,500	$ -	0.00%
	Total Information Technology	$ -	$ 33,189	$ 44,000	$ 85,643	$ 85,643	$ 44,000	$ -	$ 44,000	$ -	0.00%
EXPENDITURES:											
	NON-DEPARTMENTAL										
1	Pay Parity (Non-Civil Svc)	$ -	$ -	$ 9,375	$ -	$ -	$ -	$ -	$ -	$ (9,375)	-100.00%
2	Employer Contribution 457 Plan	-	-	4,252	-	-	-	-	-	(4,252)	-100.00%
3	Leave Buy Back Program	-	-	35,000	-	-	-	-	-	(35,000)	-100.00%
4	Health Insurance	-	-	9,897	-	-	-	-	-	(9,897)	-100.00%
	1. Personnel Services	$ -	$ -	$ 58,524	$ -	$ -	$ -	$ -	$ -	$ (58,524)	-100.00%
5	Tuition Reimbursement	$ -	$ -	$ 5,795	$ -	$ -	$ -	$ -	$ -	$ (5,795)	-100.00%
6	Bad Debt Collection Service	(7,400)	(1,488)	-	-	-	-	-	-	-	0.00%
	2. Contractual Services	$ (7,400)	$ (1,488)	$ 5,795	$ -	$ -	$ -	$ -	$ -	$ (5,795)	-100.00%
7	Depreciation Expense - Infrastructure	$ -	$ -	$ -	$ -	$ -	$ -	$ -	$ -	$ -	0.00%
8	Depreciation Expense - Machinery & Equipment	-	-	-	-	-	-	-	-	-	0.00%
	. Capital Outlay	$ -	$ -	$ -	$ -	$ -	$ -	$ -	$ -	$ -	0.00%
						-	-				
9	Interest Payment - Right-to-Use Leases	$ 311	$ 769	$ -	$ -	$ -	$ -	$ -	$ -	$ -	0.00%
	. Interest on Right-to-Use Leases	$ 311	$ 769	$ -	$ -	$ -	$ -	$ -	$ -	$ -	0.00%
						-	-				
10	575000 - Right-to-Use Lease Assets	$ 3,228	$ 6,190	$ -	$ -	$ -	$ -	$ -	$ -	$ -	0.00%
	. Principal on Right-to-Use Leases	$ 3,228	$ 6,190	$ -	$ -	$ -	$ -	$ -	$ -	$ -	0.00%
						-	-				
	Total Drainage Non-Departmental	$ (3,861)	$ 5,471	$ 64,319	$ -	$ -	$ -	$ -	$ -	$ (64,319)	-100.00%
EXPENDITURES:											
	CITY ATTORNEY'S OFFICE										
1	Legal Services	$ -	$ 245	$ 15,000	$ -	$ 15,000	$ 15,000	$ -	$ 15,000	$ -	0.00%
	2. Contractual Services	$ -	$ 245	$ 15,000	$ -	$ 15,000	$ 15,000	$ -	$ 15,000	$ -	0.00%
	Total City Attorney's Office	$ -	$ 245	$ 15,000	$ -	$ 15,000	$ 15,000	$ -	$ 15,000	$ -	0.00%

EXPENDITURES:

Line No.	STORM DRAINAGE UTILITY ADMINISTRATION	Actual 2023-24	Actual 2024-25	Approved Budget 2025-26	Year to Date w/Encumbrance 5/31/2026	Current Year Estimate 2025-26	ICM Proposed Base Budget 2026-27	Supplemental Budget 2026-27	ICM Proposed Budget 2026-27	Proposed $ Increase (Decrease) From FY 2025-26 Approved Budget	Proposed % Increase (Decrease) From FY 2025-26 Approved Budget
1	Regular Full Time Wages	$ 291,639	$ 391,782	$ 327,656	$ 155,779	$ 232,506	$ 290,570	$ -	$ 290,570	$ (37,086)	-11.32%
2	Overtime Wages	610	165	500	470	940	-	-	-	(500)	-100.00%
3	Leave Buy Back Program	-	7,488	-	15,396	15,396	-	-	-	-	0.00%
4	GWI/Merit Increase	-	-	11,350	-	-	-	-	-	(11,350)	-100.00%
5	Longevity Pay	1,995	2,580	3,885	2,655	2,655	4,425	-	4,425	540	13.90%
6	Car Allowance	1,508	2,205	-	1,522	-	-	-	-	-	0.00%
7	Health Insurance Deductible	3,042	3,688	3,000	2,000	2,000	-	-	-	(3,000)	-100.00%
8	FICA/Social Security	21,967	29,763	26,269	12,124	19,292	26,298	-	26,298	29	0.11%
9	State Unemployment Taxes	352	243	351	385	284	351	-	351	-	0.00%
10	Retirement - TMRS	31,250	77,547	50,788	25,629	41,572	51,667	-	51,667	879	1.73%
11	Health Insurance	29,785	41,017	42,559	13,158	20,980	51,591	-	51,591	9,032	21.22%
12	Dental Insurance	1,115	1,615	2,005	574	912	1,992	-	1,992	(13)	-0.65%
13	Life Insurance	1,533	1,018	1,548	265	426	1,565	-	1,565	17	1.10%
14	ST/LT Disability Insurance	1,628	1,454	1,451	497	800	1,467	-	1,467	16	1.10%
15	Vision Insurance	244	306	353	120	190	336	-	336	(17)	-4.82%
16	AD&D	153	172	155	19	38	156	-	156	1	0.65%
17	Personnel Vacancy Savings	-	-	(22,364)	-	-	-	-	-	22,364	-100.00%
	1. Personnel	$ 386,822	$ 561,043	$ 449,506	$ 230,590	$ 337,991	$ 430,418	$ -	$ 430,418	$ (19,088)	-4.25%
18	Travel - Training & Conferences	$ 2,766	$ 1,456	$ 4,000	$ 310	$ 310	$ 1,500	$ -	$ 1,500	$ (2,500)	-62.50%
19	Memberships and Dues	100	6,905	-	-	-	7,250	-	7,250	7,250	0.00%
20	Cell Phones/Pagers	214	-	1,500	-	-	-	-	-	(1,500)	-100.00%
21	Lease Payments - Motor Vehicles	5,277	11,477	5,000	7,659	12,000	5,000	-	5,000	-	0.00%
22	Motor Vehicle Repair/Maint	-	397	500	221	499	500	-	500	-	0.00%
23	Engineering Services	-	44,241	-	-	-	-	-	-	-	0.00%
24	Public Notices	-	-	700	-	-	-	-	-	(700)	-100.00%
25	IT Software/System Fees	6,375	-	10,500	-	-	-	-	-	(10,500)	-100.00%
26	TCEQ Permit	100	509	500	100	100	500	-	500	-	0.00%
27	Services - MS4 Compliance	771	3,320	18,000	-	3,000	3,000	-	3,000	(15,000)	-83.33%
	2. Contractual Services	$ 18,193	$ 68,305	$ 40,700	$ 8,290	$ 15,909	$ 17,750	$ -	$ 17,750	$ (22,950)	-56.39%
28	Uniforms (Buy)	$ 375	$ 516	$ 2,425	$ -	$ -	$ 425	$ -	$ 425	$ (2,000)	-82.47%
29	General Office Supplies	197	9	750	-	-	-	-	-	(750)	-100.00%
30	Postage	-	-	800	-	-	800	-	800	-	0.00%
31	Food/Meals	-	40	-	-	-	-	-	-	-	0.00%
32	Miscellaneous Supplies	197	43	200	-	-	-	-	-	(200)	-100.00%
33	Office Furniture (<$5K)	150	-	1,500	-	-	-	-	-	(1,500)	-100.00%
34	Sampling Equipment	-	-	500	-	-	250	-	250	(250)	-50.00%
35	Fuel	-	747	3,000	679	3,000	3,000	-	3,000	-	0.00%
	3. Commodities	$ 3,488	$ 1,355	$ 9,175	$ 679	$ 3,000	$ 4,475	$ -	$ 4,475	$ (4,700)	-51.23%
36	Computer Equipment	$ -	$ -	$ -	$ -	$ -	$ -	$ -	$ -	$ -	0.00%
37	Computer Software	-	-	-	-	-	-	-	-	-	0.00%
38	Motor Vehicles	-	-	-	-	-	-	-	-	-	0.00%
39	E.coli & Nutrient Reduction Project - 2 Year	-	-	100,000	98,200	98,200	-	-	-	(100,000)	-100.00%
40	Engineering Svc-Capital Outlay	-	-	-	-	-	-	-	-	-	0.00%
	6. Non-CIP Capital Outlay	$ -	$ -	$ 100,000	$ 98,200	$ 98,200	$ -	$ -	$ -	$ (100,000)	-100.00%
	Total Drainage Utility Administration	$ 408,503	$ 630,703	$ 599,381	$ 337,759	$ 455,100	$ 452,643	$ -	$ 452,643	$ (146,738)	-24.48%

Line No.		Actual 2023-24	Actual 2024-25	Approved Budget 2025-26	Year to Date w/Encumbrance 5/31/2026	Current Year Estimate 2025-26	ICM Proposed Base Budget 2026-27	Supplemental Budget 2026-27	ICM Proposed Budget 2026-27	Proposed $ Increase (Decrease) From FY 2025-26 Approved Budget	Proposed % Increase (Decrease) From FY 2025-26 Approved Budget
EXPENDITURES:											
	STORM DRAINAGE UTILITY OPERATIONS										
1	Regular Full Time Wages	$ 517,090	$ 491,099	$ 467,522	$ 318,592	$ 528,223	$ 501,717	$ -	$ 501,717	$ 34,195	7.31%
2	Overtime Wages	15,180	7,291	5,500	2,945	3,250	-	-	-	(5,500)	-100.00%
3	Vacation Leave	15,341	6,475	-	-	-	-	-	-	-	0.00%
4	Leave Buy Back Program	-	6,449	-	-	-	-	-	-	-	0.00%
5	GWI/Merit Increase	-	-	16,196	-	-	-	-	-	(16,196)	-100.00%
6	Longevity Pay	9,240	10,155	5,310	5,873	5,873	6,660	-	6,660	1,350	25.42%
7	Certification Incentive	980	1,528	-	1,259	1,918	-	-	-	-	0.00%
8	Health Insurance Deductible	8,500	9,917	8,000	8,250	7,500	-	-	-	(8,000)	-100.00%
9	FICA/Social Security	40,498	38,816	37,831	24,369	33,952	38,891	-	38,891	1,060	2.80%
10	State Unemployment Taxes	992	581	935	1,461	1,122	935	-	935	-	0.00%
11	Retirement - TMRS	72,011	73,187	73,140	48,034	66,750	76,408	-	76,408	3,268	4.47%
12	Health Insurance	94,921	79,837	132,296	65,397	95,726	137,577	-	137,577	5,281	3.99%
13	Dental Insurance	3,482	3,488	5,344	2,492	3,708	5,310	-	5,310	(34)	-0.64%
14	Life Insurance	3,402	1,652	3,338	661	1,000	3,586	-	3,586	248	7.43%
15	ST/LT Disability Insurance	3,182	2,189	2,869	1,178	1,764	3,080	-	3,080	211	7.35%
16	Vision Insurance	792	718	942	452	680	897	-	897	(45)	-4.78%
17	AD&D	340	277	333	44	88	358	-	358	25	7.51%
18	Personnel Vacancy Savings	-	-	(35,539)	-	-	-	-	-	35,539	-100.00%
	1. Personnel	$ 785,950	$ 733,659	$ 724,017	$ 481,005	$ 751,554	$ 775,419	$ -	$ 775,419	$ 51,402	7.10%
19	Travel - Training & Conferences	$ 525	$ 1,217	$ 10,000	$ 2,100	$ 2,902	$ 5,000	$ -	$ 5,000	$ (5,000)	-50.00%
20	Cell Phones/Pagers	-	-	1,000	-	-	-	-	-	(1,000)	-100.00%
21	Drainage System Maintenance	117,557	101,602	105,000	54,648	101,000	105,000	-	105,000	-	0.00%
22	Lease Payments - Motor Vehicles	21,115	48,247	71,894	42,163	78,450	71,894	-	71,894	-	0.00%
23	Motor Vehicle Repair/Maint	6,924	11,157	20,000	28,204	35,000	20,000	-	20,000	-	0.00%
24	Truck/Heavy Equipment Repair	78	26,807	20,000	34,766	50,000	20,000	-	20,000	-	0.00%
25	IT Online Services	1,790	-	35,946	-	-	-	-	-	(35,946)	-100.00%
26	Rain Barrel Program	-	1,590	10,000	2,125	3,000	3,000	-	3,000	(7,000)	-70.00%
27	Services - Hog Management	8,736	1,425	-	-	-	-	-	-	-	0.00%
	2. Contractual Services	$ 211,492	$ 192,045	$ 273,840	$ 164,007	$ 270,352	$ 224,894	$ -	$ 224,894	$ (48,946)	-17.87%
28	Uniforms (Buy)	$ 6,461	$ 7,208	$ 8,120	$ 3,054	$ 3,054	$ 8,120	$ -	$ 8,120	$ -	0.00%
29	General Office Supplies	318	94	250	-	86	250	-	250	-	0.00%
30	Fire Prevention Supplies	261	-	500	-	-	-	-	-	(500)	-100.00%
31	Medical Supplies	306	316	200	71	70	200	-	200	-	0.00%
32	Minor Tools/Instruments	155	431	5,000	4,237	5,000	5,000	-	5,000	-	0.00%
33	Food/Meals	-	61	500	-	-	-	-	-	(500)	-100.00%
34	Miscellaneous Supplies	-	200	-	(755)	-	-	-	-	-	0.00%
35	Computer Hardware	-	489	-	-	-	-	-	-	-	0.00%
36	Fuel	22,231	20,424	32,500	18,719	50,100	32,500	-	32,500	-	0.00%
	3. Commodities	$ 29,976	$ 29,223	$ 47,070	$ 25,327	$ 58,310	$ 46,070	$ -	$ 46,070	$ (1,000)	-2.12%
37	Light Equipment	$ -	$ -	$ -	$ 1,755	$ -	$ -	$ -	$ -	$ -	0.00%
38	Heavy Equipment	-	-	1,005,000	955,414	955,414	-	-	-	(1,005,000)	-100.00%
	6. Non-CIP Capital Outlay	$ -	$ -	$ 1,005,000	$ 957,169	$ 955,414	$ -	$ -	$ -	$ (1,005,000)	-100.00%
	Total Drainage Utility Operations	$ 1,027,419	$ 954,927	$ 2,049,926	$ 1,627,508	$ 2,035,630	$ 1,046,383	$ -	$ 1,046,383	$ (1,003,543)	-48.96%
39	Transfer Out - Indirect Support Cost (General Fund)	$ -	$ 217,957	$ 239,753	$ 119,876	$ 239,753	$ 239,753	$ -	$ 239,753	$ -	0.00%
	7. Transfers Out	$ 500,000	$ 217,957	$ 239,753	$ 119,876	$ 239,753	$ 239,753	$ -	$ 239,753	$ -	0.00%
	Total Drainage Utility Operations & Transfers Out	$ 1,527,419	$ 1,172,884	$ 2,289,679	$ 1,747,385	$ 2,275,383	$ 1,286,136	$ -	$ 1,286,136	$ (1,003,543)	-43.83%
TOTAL EXPENDITURES:		$ 1,932,061	$ 1,842,493	$ 3,012,380	$ 2,170,788	$ 2,831,126	$ 1,797,779	$ -	$ 1,797,779	$ (1,214,601)	-40.32%
TOTAL REVENUE & TRANSFERS-IN IN EXCESS (DEFICIT) OVER EXPENDITURES		$ 50,683	$ 404,483	$ (871,574)	$ (711,581)	$ (635,723)	$ 462,175	$ -	$ 462,175		
ADJUSTMENT PER AUDIT FOR RESTRICTED FUNDS		$ (9,049)	$ 11,002								
ESTIMATED ENDING FUND BALANCE		**$ 1,299,041**	**$ 1,714,526**	**$ 701,197**	**$ 1,002,945**	**$ 1,078,802**	**$ 1,540,977**		**$ 1,540,977**		

1007

TIRZ #1 Fund
Line-Item Detail

Proposed Budget
Fiscal Year 2026-27

City Council Budget Meeting

August 1, 2026

City of Kyle, Texas
Fund Summary Budget Status Report
TIRZ #1 LOAN I & S FUND (1520)

Line No.		Actual 2023-24	Actual 2024-25	Approved Budget 2025-26	Year to Date w/Encumbrance 5/31/2026	Current Year Estimate 2025-26	ICM Proposed Budget 2026-27	Proposed $ Increase (Decrease) From FY 2025-26 Approved Budget	Proposed % Increase (Decrease) From FY 2025-26 Approved Budget
	BEGINNING FUND BALANCE	$ 275,842	$ 991,768	$ 1,297,605	$ 2,162,657	$ 2,162,657	$ 4,565,906		
	REVENUE:								
	Property Taxes								
1	Property Taxes - Current	$ -	$ -	$ -	$ -	$ -	$ -	$ -	0.00%
2	Property Taxes- County TIRZ/TIF	965,061	1,244,447	1,339,544	1,594,175	1,594,175	1,600,000	260,456	19.44%
	Total Property Taxes	$ 965,061	$ 1,244,447	$ 1,339,544	$ 1,594,175	$ 1,594,175	$ 1,600,000	$ 260,456	19.44%
	Investment Income								
3	Investment Income	$ 77,974	$ 72,151	$ 50,000	$ 48,759	70,000	$ 55,000	$ 5,000	10.00%
	Total Investment Income	$ 77,974	$ 72,151	$ 50,000	$ 48,759	$ 70,000	$ 55,000	$ 5,000	10.00%
	Transfer In								
4	Transfer In - M&O General Fund	$ 971,700	$ 1,068,870	$ 1,143,691	$ 571,845	$ 1,143,691	$ 1,143,691	$ -	0.00%
5	Transfer In - I & S Fund	523,900	576,290	576,290	288,145	576,290	576,290	-	0.00%
	Total Transfer In	$ 1,495,600	$ 1,645,160	$ 1,719,981	$ 859,990	$ 1,719,981	$ 1,719,981	$ -	0.00%
	TOTAL REVENUE AND TRANSFERS IN:	$ 2,538,635	$ 2,961,758	$ 3,109,525	$ 2,502,925	$ 3,384,156	$ 3,374,981	$ 265,456	8.54%
	EXPENDITURES:								
	General Debt I&S								
6	2013 GO Refunding Interest	$ 272,120	$ 253,631	$ 228,249	$ 114,130	$ 228,249	$ 201,988	$ (26,261)	-11.51%
7	2013 GO Refunding Principal	616,295	634,289	656,752	-	656,752	683,772	27,020	4.11%
8	2016 GO Refunding Interest	101,313	78,129	66,348	33,174	66,348	66,348	(0)	0.00%
9	2016 GO Refunding Principal	760,243	785,375	-	-	-	417,820	417,820	0.00%
10	2020 GO Refunding Interest	8,548	6,615	5,547	2,773	5,547	4,827	(720)	-12.98%
11	2020 GO Refunding Principal	64,190	32,830	24,010	-	24,010	24,500	490	2.04%
12	Other Professional Services	-	-	-	363	363		-	0.00%
	Total General Debt I&S	$ 1,822,709	$ 1,790,869	$ 980,907	$ 150,440	$ 980,907	$ 1,399,255	$ 418,348	42.65%
	Traffic Improvements for Kyle Crossing at Kohlers Crossing								
13	Engineering Services - Capital Outlay	$ -	$ -	$ -	$ -	$ -	$ 1,500,000	$ 1,500,000	0.00%
	Total Traffic Improvements for Kyle Crossing at Kohle	$ -	$ -	$ -	$ -	$ -	$ 1,500,000	$ 1,500,000	0.00%
	TOTAL EXPENDITURES:	$ 1,822,709	$ 1,790,869	$ 980,907	$ 150,440	$ 980,907	$ 2,899,255	$ 1,918,348	195.57%
	TOTAL REVENUE & TRANSFERS-IN IN EXCESS (DEFICIT) OVER EXPENDITURES	$ 715,926	$ 1,170,889	$ 2,128,618	$ 2,352,485	$ 2,403,249	$ 475,726	$ (1,652,892)	
	ESTIMATED ENDING FUND BALANCE	**$ 991,768**	**$ 2,162,657**	**$ 3,426,223**	**$ 4,515,142**	**$ 4,565,906**	**$ 5,041,632**		

TIRZ #2 Fund
Line-Item Detail

Proposed Budget
Fiscal Year 2026-27

City Council Budget Meeting

August 1, 2026

City of Kyle, Texas
Fund Summary Budget Status Report
TIRZ #2 FUND (1530)

Line No.		Actual 2023-24	Actual 2024-25	Approved Budget 2025-26	Year to Date w/Encumbrance 5/31/2026	Current Year Estimate 2025-26	ICM Proposed Budget 2026-27	Proposed $ Increase (Decrease) From FY 2025-26 Approved Budget	Proposed % Increase (Decrease) From FY 2025-26 Approved Budget
	BEGINNING FUND BALANCE	$ 10,144,477	$ 8,700,729	$ 12,381,949	$ 12,381,949	$ 12,381,949	$ 7,487,565		
	REVENUE:								
	Property Taxes								
1	Property Taxes - County TIRZ/TIF	$ 782,416	$ 1,101,568	$ 1,178,677	$ 1,358,020	$ 1,358,020	$ 1,453,082	$ 274,404	23.28%
	Total Property Taxes	$ 782,416	$ 1,101,568	$ 1,178,677	$ 1,358,020	$ 1,358,020	$ 1,453,082	$ 274,404	23.28%
2	Investment Income	$ 641,292	$ 232,034	$ -	$ 161,418	$ 161,418	$ -	$ -	0.00%
	Total Investment Income & Developer Contribution	$ 641,292	$ 232,034	$ -	$ 161,418	$ 161,418	$ -	$ -	0.00%
	Bond Proceeds								
3	Bond Proceeds	$ -	$ 9,315,000	$ 21,600,000	$ -	$ -	$ -	$ (21,600,000)	-100.00%
4	Bond Premium	-	334,361	-	-	-	-	-	0.00%
	Total Bond Proceeds	$ -	$ 9,649,361	$ 21,600,000	$ -	$ -	$ -	$ (21,600,000)	-100.00%
	Transfer In								
5	Transfer In - General Fund	$ -	$ -	$ -	$ -	$ -	$ -	$ -	0.00%
6	Transfer In - M&O General Fund	710,408	816,969	898,666	449,333	898,666	898,666	0	0.00%
7	Transfer In - General Fund for CIP	-	-	-	-	-	-	-	0.00%
8	Transfer In - I & S Fund	483,698	556,253	595,191	297,595	595,191	636,854	41,663	7.00%
9	Transfer In - WWTP Bond Fund	-	-	-	-	-	-	-	0.00%
	Total Transfer In	$ 1,194,106	$ 1,373,222	$ 1,493,857	$ 746,928	$ 1,493,857	$ 1,535,520	$ 41,663	2.79%
	TOTAL REVENUE AND TRANSFERS IN:	$ 2,617,814	$ 12,356,184	$ 24,272,534	$ 2,266,366	$ 3,013,295	$ 2,988,602	$ (21,283,932)	-87.69%
	EXPENDITURES:								
	Debt Service								
10	2023 TIRB Series Interest	$ 437,036	$ 370,213	$ 363,463	$ 181,731	$ 363,463	$ 363,463	$ -	0.00%
11	2023 TIRB Series Principal	70,000	135,000	145,000	-	145,000	145,000	-	0.00%
12	2025 CO Bond Interest	-	-	456,000	217,270	456,000	456,000	-	0.00%
13	2025 CO Bond Principal	-	-	186,414	-	186,414	186,414	-	0.00%
14	Transfer Out - Debt Service	-	-	-	-	-	-	-	0.00%
	Total Debt Service	$ 507,036	$ 505,213	$ 1,150,876	$ 399,001	$ 1,150,876	$ 1,150,876	$ -	0.00%

		Actual 2023-24	Actual 2024-25	Approved Budget 2025-26	Year to Date w/Encumbrance 5/31/2026	Current Year Estimate 2025-26	ICM Proposed Budget 2026-27	Increase (Decrease) From FY 2025-26 Approved Budget	Increase (Decrease) From FY 2025-26 Approved Budget
	TIRZ #2 Operations & Maintenance								
15	Travel - City Business	$ -	$ -	$ -	$ -	$ -	$ -	$ -	0.00%
16	Legal Services	1,453	-	5,500	-	5,500	5,500	-	0.00%
17	Other Professional Services	2,936	-	-	42	-	-	-	0.00%
18	Public Notices	-	200	4,620	-	4,620	4,620	-	0.00%
18	Kyle TX Retail Owner, LLC (Sprouts)	-	-	300,000	600,000	300,000	-	(300,000)	-100.00%
19	O&M - Heroes Memorial	78,651	108,126	52,024	38,024	52,024	52,024	-	0.00%
20	O&M - La Verde Park	622	99,896	255,803	205,803	255,803	255,803	-	0.00%
21	Operating Contingency	-	-	-	-	-	-	-	0.00%
22	Landscaping/Groundskeeping	9,922	-	-	-	-	-	-	0.00%
23	Landscaping/Groundskeeping - LVP	60,491	24,383	-	1,429	-	-	-	0.00%
24	Landscaping/Groundskeeping - HMP	65,915	17,977	-	-	-	-	-	0.00%
25	Landscaping/Groundskeeping - PAC	-	-	-	-	-	-	-	0.00%
26	General Administration	-	-	-	-	-	-	-	0.00%
28	Transfer Out - GF for LVP Landscaping	-	-	75,000	37,500	75,000	75,000	-	0.00%
29	Transfer Out - GF for HMP Landscaping	-	-	75,000	37,500	75,000	75,000	-	0.00%
30	Transfer Out - GF for PAC Landscaping	-	-	35,000	17,500	35,000	35,000	-	0.00%
31	Transfer Out - Repayment to General Fund	400,000	400,000	550,000	275,000	550,000	785,000	235,000	42.73%
32	Transfer Out - Indirect Support Cost (General Fun	-	-	160,050	80,025	160,050	160,050	-	0.00%
33	Transfer Out - Operating Costs (General Fund)	-	-	143,225	71,613	143,225	143,225	-	0.00%
	Total TIRZ #2 Operations & Maintenance	$ 619,990	$ 650,582	$ 1,656,223	$ 1,364,435	$ 1,656,223	$ 1,591,223	$ (65,000)	-3.92%
	La Verde Park - Brick and Mortar								
34	Ribbon Cutting Event	$ 14,288	$ -	$ -	$ -	$ -	$ -	$ -	0.00%
35	County Recording Fees	-	-	-	-	-	-	-	0.00%
36	Other Equipment	265	-	-	-	-	-	-	0.00%
37	Capital Improvements - Construction	35,337	-	-	-	-	-	-	0.00%
38	Legal Serices - Capital Outlay	-	-	-	-	-	-	-	0.00%
39	Owner's Rep Services - Capital Outlay	-	-	-	-	-	-	-	0.00%
40	Architectural Services - Capital Outlay	5,720	-	-	-	-	-	-	0.00%
	Total Central Park - Brick and Mortar	$ 55,611	$ -	$ -	$ -	$ -	$ -	$ -	0.00%
	Cultural Trails - Brick and Mortar								
41	Other Equipment	$ 3,000	$ -	$ -	$ -	$ -	$ -	$ -	0.00%
42	Capital Improvements - Construction	321,289	-	-	-	-	-	-	0.00%
43	Owner's Rep Services - Capital Outlay	-	-	-	-	-	-	-	0.00%
44	Architectural Services - Capital Outlay	75,405	-	-	-	-	-	-	0.00%
	Total Cultural Trails - Brick and Mortar	$ 399,694	$ -	$ -	$ -	$ -	$ -	$ -	0.00%
	TIRZ #2 Revenue Bonds Expenditure								
45	Retail Roads - Design/Construction	$ 1,021,144	$ 4,674,643	$ 2,347,658	$ 2,989,363	$ 2,004,832	$ -	$ (2,347,658)	-100.00%
46	Engineering Services - Capital Outlay	227,286	-	-	350,166	350,166	-	-	0.00%
	Total TIRZ #2 Revenue Bonds Expenditure	$ 1,248,431	$ 4,674,643	$ 2,347,658	$ 3,339,530	$ 2,354,998	$ -	$ (2,347,658)	-100.00%
	Retail Road - Avenue A Street Extension								
47	Capital Impvmnts - Construction - Retail Roads	$ -	$ -	$ -	$ -	$ -	$ -	$ -	0.00%
48	Easement & ROW Acquisition - Retail Roads	-	-	-	-	-	-	-	0.00%
49	Legal Services - Capital Outlay	12	-	-	-	-	-	-	0.00%
50	Engineering Svcs - Capital Outlay - Retail Roads	-	-	-	-	-	-	-	0.00%
	Total Retail Road - Avenue A Street Extension	$ 12	$ -	$ -	$ -	$ -	$ -	$ -	0.00%

		Actual 2023-24	Actual 2024-25	Approved Budget 2025-26	Year to Date w/Encumbrance 5/31/2026	Current Year Estimate 2025-26	ICM Proposed Budget 2026-27	Increase (Decrease) From FY 2025-26 Approved Budget	Increase (Decrease) From FY 2025-26 Approved Budget
	Retail Road - Cromwell Road Extension								
51	Capital Impvmnts - Construction - Retail Roads	$ -	$ 109	$ -	$ -	$ -	$ -	$ -	0.00%
52	Easement & ROW Acquisition - Retail Roads	-	37	-	-	-	-	-	0.00%
53	Legal Services - Capital Outlay	99	-	-	-	-	-	-	0.00%
54	Engineering Svcs - Capital Outlay - Retail Roads	-	15,335	651,745	651,745	215,000	500,000	(151,745)	-23.28%
	Total Retail Road - Cromwell Road Extension	$ 99	$ 15,481	$ 651,745	$ 651,745	$ 215,000	$ 500,000	$ (151,745)	-23.28%
	Retail Road - Heroes Park Drive Extension								
55	Capital Impvmnts - Construction - Retail Roads	$ -	$ -	$ -	$ -	$ -	$ -	$ -	0.00%
56	Easement & ROW Acquisition - Retail Roads	12,500	3,275	-	-	-	-	-	0.00%
57	Legal Services - Capital Outlay	12	-	-	-	-	-	-	0.00%
58	Engineering Svcs - Capital Outlay - Retail Roads	-	-	-	-	-	-	-	0.00%
	Total Retail Road -Heroes Park Drive Extension	$ 12,512	$ 3,275	$ -	$ -	$ -	$ -	$ -	0.00%
	Roundabout - Cromwell Drive at Kohlers Crossing (Planned TIRB Series 2024)								
59	Capital Impvmnts - Construction - Retail Roads	$ -	$ 775	$ 4,074,844	$ 779,611	$ 745,864	$ -	$ (4,074,844)	-100.00%
60	Legal Services - Capital Outlay	525	-	-	-	-	-	-	0.00%
61	Engineering Svcs - Capital Outlay - Retail Roads	204,799	13,500	519,833	521,374	169,745	-	(519,833)	-100.00%
62	Public Notices - Capital Outlay	115	34	-	-	-	-	-	0.00%
	Total Roundabout - Cromwell Drive at Kohlers Cros	$ 205,439.39	$ 14,309	$ 4,594,677	$ 1,300,984	$ 915,609	$ -	$ (4,594,677)	-100.00%
	Roundabout - Benner Road at Kohlers Crossing (Planned TIRB Series 2024)								
63	Capital Impvmnts - Construction - Retail Roads	$ -	$ 27,225	$ 4,608,077	$ 565,741	$ 532,108	$ -	$ (4,608,077)	-100.00%
64	Legal Services - Capital Outlay	262	-	-	-	-	-	-	0.00%
65	Engineering Svcs - Capital Outlay - Retail Roads	187,308	30,991	519,833	519,833	50,000	-	(519,833)	-100.00%
66	Public Notices - Capital Outlay	115	34	-	-	-	-	-	0.00%
	Total Roundabout - Benner Road at Kohlers Cross	$ 187,685.52	$ 58,251	$ 5,127,910	$ 1,085,575	$ 582,108	$ -	$ (5,127,910)	-100.00%
	Roundabout - Sanders at Kohlers Crossing (Planned TIRB Series 2024)								
67	Capital Impvmnts - Construction - Retail Roads	$ -	$ 29,517	$ 4,785,992	$ 563,477	$ 428,815	$ 4,785,992	$ -	0.00%
68	Easement & ROW Acquisition	-	14,455	-	-	-	-	-	0.00%
69	Legal Services - Capital Outlay	263	255	-	-	-	-	-	0.00%
70	Engineering Svcs - Capital Outlay - Retail Roads	200,022	1,654,150	524,211	1,081,772	604,050	-	(524,211)	-100.00%
71	Public Notices - Capital Outlay	115	34	-	-	-	-	-	0.00%
	Total Roundabout - Sanders at Kohlers Crossing (Planned TIRB Series 2024)	$ 200,400	$ 1,698,411	$ 5,310,203	$ 1,645,249	$ 1,032,865	$ 4,785,992	$ (524,211)	-9.87%
	Temporary Parking Lot Improvements (Planned Cash Funded)								
72	Capital Improvements - Construction	$ 440,183	$ 926,447	$ -	$ -	$ -	$ -	$ -	0.00%
73	Engineering Services - Capital Outlay	184,469	29,604	-	-	-	-	-	0.00%
	Total Temporary Parking Lot Improvements (Planned Cash Funded)	$ 624,653	$ 956,051	$ -	$ -	$ -	$ -	$ -	0.00%

		Actual 2023-24	Actual 2024-25	Approved Budget 2025-26	Year to Date w/Encumbrance 5/31/2026	Current Year Estimate 2025-26	ICM Proposed Budget 2026-27	Increase (Decrease) From FY 2025-26 Approved Budget	Increase (Decrease) From FY 2025-26 Approved Budget
	Cost of Issuance								
74	Capital Improvements - Construction	$ -	$ 44,054	$ -	$ -	$ -	$ -	$ -	0.00%
75	Engineering Services - Capital Outlay	-	54,695	-	-	-	-	-	0.00%
	Total Cost of Issuance	$ -	$ 98,749	$ -	$ -	$ -	$ -	$ -	0.00%
	3 Roundabout Related Illumination and Other Improvements								
76	Engineering Services - Capital Outlay	$ -	$ -	$ 11,683,257	$ 26,290	$ -	$ 4,000,000	$ (7,683,257)	-65.76%
	Total 3 Roundabout Related Illumination and Other Improvements	$ -	$ -	$ 11,683,257	$ 26,290	$ -	$ 4,000,000	$ (7,683,257)	-65.76%
	Total TIRZ #2 Road Bonds	$ 1,854,578	$ 6,563,118	$ 29,715,450	$ 8,049,373	$ 5,100,580	$ 9,285,992	$ (20,429,458)	-68.75%
	TOTAL EXPENDITURES:	$ 4,061,562	$ 8,674,964	$ 32,522,549	$ 9,812,810	$ 7,907,679	$ 12,028,091	$ (20,494,458)	-63.02%
	TOTAL REVENUE & TRANSFERS-IN IN EXCESS (DEFICIT) OVER EXPENDITURES	$ (1,443,748)	$ 3,681,220	$ (8,250,015)	$ (7,546,443)	$ (4,894,384)	$ (9,039,489)	$ (789,474)	
	ESTIMATED ENDING FUND BALANCE	**$ 8,700,729**	**$ 12,381,949**	**$ 4,131,934**	**$ 4,835,506**	**$ 7,487,565**	**$ (1,551,924)**		

TIRZ #3 Fund
Line-Item Detail

Proposed Budget
Fiscal Year 2026-27

City Council Budget Meeting

August 1, 2026

City of Kyle, Texas
Fund Summary Budget Status Report
TIRZ #3 FUND (1540)

Line No.		Actual 2023-24	Actual 2024-25	Approved Budget 2025-26	Year to Date w/Encumbrance 5/31/2026	Current Year Estimate 2025-26	ICM Proposed Budget 2026-27	Proposed $ Increase (Decrease) From FY 2025-26 Approved Budget	Proposed % Increase (Decrease) From FY 2025-26 Approved Budget
	BEGINNING FUND BALANCE	$ 360,716	$ 232,929	$ 90,883	$ (61,298)	$ (61,298)	$ (145,123)		
	REVENUE:								
	Property Taxes								
1	Property Taxes - County TIRZ/TIF	$ 4	$ 6	$ 1	$ 4,019	$ 4,019	$ -	$ (1)	-0.02%
	Total Property Taxes	$ 4	$ 6	$ 1	$ 4,019	$ 4,019	$ -	$ (1)	-100.00%
	Developer Contributions								
2	Developer Contributions	$ -	$ 33,363	$ -	$ 128,529	$ 128,529	$ -	$ -	0.00%
	Total Developer Contributions	$ -	$ 33,363	$ -	$ 128,529	$ 128,529	$ -	$ -	0.00%
3	Investment Income	$ 19,442	$ 2,361	$ 10,000	$ 22	$ 43	$ -	$ (10,000)	-46210.72%
	Total Investment Income	$ 19,442	$ 2,361	$ 10,000	$ 22	$ 43	$ -	$ (10,000)	-100.00%
	Bond Proceeds								
4	Bond Proceeds	$ -	$ -	$ -	$ -	$ -	$ -	$ -	0.00%
5	Bond Premium	-	-	-	-	-	-	-	0.00%
	Total Bond Proceeds	$ -	$ -	$ -	$ -	$ -	$ -	$ -	0.00%
	Transfer In								
6	Transfer In - M&O General Fund	$ 4	$ 100	$ 5,000	$ 2,500	$ 5,000	$ 5,000	$ -	0.00%
7	Transfer In - I & S Fund	3	-	-	-	-	-	-	0.00%
	Total Transfer In	$ 7	$ 100	$ 5,000	$ 2,500	$ 5,000	$ 5,000	$ -	0.00%
	TOTAL REVENUE AND TRANSFERS IN:	$ 19,453	$ 35,830	$ 15,001	$ 135,070	$ 137,591	$ 5,000	$ (10,001)	-66.67%
	EXPENDITURES:								
	TIRZ #3 Administration								
8	Legal Services	$ 40,430	$ 103,013	$ -	$ 37,500	$ 37,500	$ -	$ -	0.00%
9	Other Professional Services	-	12,547	-	34,681	34,681	-	-	0.00%
10	Capital Improvements - Construction	-	-	-	-	-	-	-	0.00%
11	Easement & ROW Acquisition	102,600	213,035	116,230	133,430	95,930	-	(116,230)	-100.00%
12	Legal Services - Capital Outlay	4,210	1,360	-	12,643	12,643	-	-	0.00%
13	County Recording Fees	-	102	-	641	641	-	-	0.00%
	Total TIRZ #3 Administration	$ 147,240	$ 330,057	$ 116,230	$ 218,895	$ 181,395	$ -	$ (116,230)	-100.00%
	TOTAL EXPENDITURES:	$ 147,240	$ 330,057	$ 116,230	$ 218,895	$ 181,395	$ -	$ (116,230)	-100.00%
	TOTAL REVENUE & TRANSFERS-IN IN EXCESS (DEFICIT) OVER EXPENDITURES	$ (127,787)	$ (294,227)	$ (101,229)	$ (83,825)	$ (43,804)	$ 5,000	$ 106,229	
	ESTIMATED ENDING FUND BALANCE	**$ 232,929**	**$ (61,298)**	**$ (10,346)**	**$ (145,123)**	**$ (105,102)**	**$ (140,123)**		

TIRZ #4 Fund
Line-Item Detail

Proposed Budget
Fiscal Year 2026-27

City Council Budget Meeting

August 1, 2026

City of Kyle, Texas
Fund Summary Budget Status Report
TIRZ #4 FUND (1541)

Line No.		Actual 2023-24	Actual 2024-25	Approved Budget 2025-26	Year to Date w/Encumbrance 5/31/2026	Current Year Estimate 2025-26	ICM Proposed Budget 2026-27	Proposed $ Increase (Decrease) From FY 2025-26 Approved Budget	Proposed % Increase (Decrease) From FY 2025-26 Approved Budget
	BEGINNING FUND BALANCE	$ (893)	$ 20,411	$ 45,012	$ 69,885	$ 69,885	$ 931,611		
	REVENUE:								
	Property Taxes								
1	Property Taxes - County TIRZ/TIF	$ -	$ -	$ -	$ 877,842	$ 916,988	$ -	$ -	0.00%
	Total Property Taxes	$ -	$ -	$ -	$ 877,842	$ 916,988	$ -	$ -	0.00%
	Investment Income								
2	Investment Income	$ 795	$ 2,174	$ 250	$ 1,187	$ 2,000	$ 250	$ -	0.00%
	Total Investment Income	$ 795	$ 2,174	$ 250	$ 1,187	$ 2,000	$ 250	$ -	0.00%
	Transfer In								
3	Transfer In - General Fund M&O	$ 12,613	$ 47,300	$ 50,611	$ 25,306	$ 50,611	$ 50,611	$ -	0.00%
4	Transfer In - I & S Fund	8,588	-	-	-	-	-	-	0.00%
	Total Transfer In	$ 21,201	$ 47,300	$ 50,611	$ 25,306	$ 50,611	$ 50,611	$ -	0.00%
	TOTAL REVENUE AND TRANSFERS IN:	$ 21,995	$ 49,474	$ 50,861	$ 904,335	$ 969,599	$ 50,861	$ -	0.00%
	EXPENDITURES:								
	TIRZ #4 Administration								
5	Legal Services	$ 70	$ -	$ -	$ -	$ -	$ -	$ -	0.00%
6	Public Notices	622	-	-	-	-	-	-	0.00%
7	Other Professional Services	-	-	-	1,002	4,789	-	-	0.00%
	Total TIRZ #4 Administration	$ 692	$ -	$ -	$ 1,002	$ 4,789	$ -	$ -	0.00%
	S. Goforth Drainage Channel								
8	Engineering Services - Capital Outlay	$ -	$ -	$ 2,000,000	$ 88,483	$ 103,083	$ -	$ (2,000,000)	-100.00%
	Total S. Goforth Drainage Channel	$ -	$ -	$ 2,000,000	$ 88,483	$ 103,083	$ -	$ (2,000,000)	-100.00%
	TOTAL EXPENDITURES:	$ 692	$ -	$ 2,000,000	$ 89,484	$ 107,872	$ -	$ -	0.00%
	TOTAL REVENUE & TRANSFERS-IN IN EXCESS (DEFICIT) OVER EXPENDITURES	$ 21,303	$ 49,474	$ (1,949,139)	$ 814,851	$ 861,727	$ 50,861	$ -	
	ESTIMATED ENDING FUND BALANCE	**$ 20,411**	**$ 69,885**	**$ (1,904,127)**	**$ 884,735**	**$ 931,611**	**$ 982,472**		

TIRZ #5 Fund
Line-Item Detail

Proposed Budget
Fiscal Year 2026-27

City Council Budget Meeting

August 1, 2026

City of Kyle, Texas
Fund Summary Budget Status Report
TIRZ #5 FUND (1542)

Line No.		Actual 2023-24	Actual 2024-25	Approved Budget 2025-26	Year to Date w/Encumbrance 5/31/2026	Current Year Estimate 2025-26	ICM Proposed Budget 2026-27	Proposed $ Increase (Decrease) From FY 2025-26 Approved Budget	Proposed % Increase (Decrease) From FY 2025-26 Approved Budget
	BEGINNING FUND BALANCE	$ -	$ 52,753	$ 54,629	$ 22,494	$ 22,494	$ 75,584		
	REVENUE:								
	Property Taxes								
1	Property Taxes - County TIRZ/TIF	$ -	$ -	$ -	$ 47,797	$ 47,797	$ -	$ -	0.00%
	Total Property Taxes	$ -	$ -	$ -	$ 47,797	$ 47,797	$ -	$ -	0.00%
	Developer Contributions								
2	Developer Contributions	$ 50,000	$ -	$ -	$ -	$ -	$ -	$ -	0.00%
	Total Developer Contributions	$ 50,000	$ -	$ -	$ -	$ -	$ -	$ -	0.00%
	Investment Income								
3	Investment Income	$ 2,635	$ 1,675	$ 1,000	$ 293	$ 293	$ 1,000	$ -	0.00%
	Total Investment Income	$ 2,635	$ 1,675	$ 1,000	$ 293	$ 293	$ 1,000	$ -	0.00%
	Transfer In								
4	Transfer In - General Fund M&O	$ 70	$ 250	$ 5,000	$ 2,500	$ 5,000	$ 5,000	$ -	0.00%
5	Transfer In - I & S Fund	48	-	-	-	-	-	-	0.00%
	Total Transfer In	$ 117	$ 250	$ 5,000	$ 2,500	$ 5,000	$ 5,000	$ -	0.00%
	TOTAL REVENUE AND TRANSFERS IN:	$ 52,753	$ 1,925	$ 6,000	$ 50,590	$ 53,090	$ 6,000	$ -	0.00%
	EXPENDITURES:								
	TIRZ #5 Administration								
6	Legal Services	$ -	$ 23,225	$ -	$ -	$ -	$ -	$ -	0.00%
7	Other Professional Services	-	8,958	-	-	-	-	-	0.00%
	Total TIRZ #5 Administration	$ -	$ 32,183	$ -	$ -	$ -	$ -	$ -	0.00%
	TOTAL EXPENDITURES:	$ -	$ 32,183	$ -	$ -	$ -	$ -	$ -	0.00%
	TOTAL REVENUE & TRANSFERS-IN IN EXCESS (DEFICIT) OVER EXPENDITURES	$ 52,753	$ (30,258)	$ 6,000	$ 50,590	$ 53,090	$ 6,000	$ -	
	ESTIMATED ENDING FUND BALANCE	**$ 52,753**	**$ 22,494**	**$ 60,629**	**$ 73,084**	**$ 75,584**	**$ 81,584**		

TIRZ #6 Fund
Line-Item Detail

Proposed Budget
Fiscal Year 2026-27

City Council Budget Meeting

August 1, 2026

City of Kyle, Texas
Fund Summary Budget Status Report
TIRZ #6 FUND (1543)

Line No.		Actual 2023-24	Actual 2024-25	Approved Budget 2025-26	Year to Date w/Encumbrance 5/31/2026	Current Year Estimate 2025-26	ICM Proposed Budget 2026-27	Proposed $ Increase (Decrease) From FY 2025-26 Approved Budget	Proposed % Increase (Decrease) From FY 2025-26 Approved Budget
	BEGINNING FUND BALANCE	$ -	$ -	$ -	$ 11,592	$ 11,592	$ (49,546)		
	REVENUE:								
	Property Taxes								
1	Property Taxes - County TIRZ/TIF	$ -	$ -	$ -	$ 3,256	$ 3,256	$ -	$ -	0.00%
	Total Property Taxes	$ -	$ -	$ -	$ 3,256	$ 3,256	$ -	$ -	0.00%
	Developer Contributions								
2	Developer Contributions	$ -	$ 25,000	$ -	$ -	$ -	$ -	$ -	0.00%
	Total Developer Contributions	$ -	$ 25,000	$ -	$ -	$ -	$ -	$ -	0.00%
	Interest/Investment Income								
3	Bond Proceeds	$ -	$ 618	$ -	$ (58)	$ (58)	$ -	$ -	0.00%
	Total Interest/Investment Income	$ -	$ 618	$ -	$ (58)	$ (58)	$ -	$ -	0.00%
	Transfer In								
4	Transfer In - General Fund M&O	$ -	$ -	$ 5,000	$ 2,500.00	$ 3,750	$ 5,000	$ -	0.00%
5	Transfer In - I & S Fund	-	-	-	-	-	-	-	0.00%
	Total Transfer In	$ -	$ -	$ 5,000	$ 2,500	$ 3,750	$ 5,000	$ -	0.00%
	TOTAL REVENUE AND TRANSFERS IN:	$ -	$ 25,618	$ 5,000	$ 5,698	$ 6,948	$ 5,000	$ -	0.00%
	EXPENDITURES:								
	Transfers Out								
6	Transfer Out - Indirect Support Cost (General Func	$ -	$ -	$ 34,839	$ 17,419.48	$ 34,839	$ 34,839	$ -	0.00%
7	Transfer Out - Operating Costs (General Fund)	-	-	31,177	15,588	31,177	31,177	-	0.00%
	Total Transfers Out	$ -	$ -	$ 66,016	$ 33,008	$ 66,016	$ 66,016	$ -	0.00%

		Actual 2023-24	Actual 2024-25	Approved Budget 2025-26	Year to Date w/Encumbrance 5/31/2026	Current Year Estimate 2025-26	ICM Proposed Budget 2026-27	Increase (Decrease) From FY 2025-26 Approved Budget	Increase (Decrease) From FY 2025-26 Approved Budget
	TIRZ #6 Administration								
8	Legal Services	$ -	$ 8,100	$ -	$ 2,071.25	$ 2,071	$ -	$ -	0.00%
9	Services - Consulting (Project & Finance Plan)	-	5,926	-	-	-	-	-	0.00%
	Total TIRZ #6 Administration	$ -	$ 14,026	$ -	$ 2,071	$ 2,071	$ -	$ -	0.00%
	Downtown Revitalization								
9	Downtown Revitalization	$ -	$ -	$ 1,500,000	$ -	$ -	$ 1,500,000	$ -	0.00%
	Total Downtown Revitalization	$ -	$ -	$ 1,500,000	$ -	$ -	$ 1,500,000	$ -	0.00%
	TOTAL EXPENDITURES:	$ -	$ 14,026	$ 1,566,016	$ 35,079	$ 68,087	$ 1,566,016	$ -	0.00%
	TOTAL REVENUE & TRANSFERS-IN IN EXCESS (DEFICIT) OVER EXPENDITURES	$ -	$ 11,592	$ (1,561,016)	$ (29,381)	$ (61,139)	$ (1,561,016)	$ -	
	ESTIMATED ENDING FUND BALANCE	**$ -**	**$ 11,592**	**$ (1,561,016)**	**$ (17,789)**	**$ (49,546)**	**$ (1,610,562)**		

All Other Fund Summaries

Proposed Budget
Fiscal Year 2026-27

City Council Budget Meeting

August 1, 2026

City of Kyle, Texas
Fund Summary Budget Status Report
GENERAL FUND CIP PROJECTS (1110)

Line No.		Actual 2023-24	Actual 2024-25	Approved Budget 2025-26	Year to Date w/Encumbrance 5/31/2026	Current Year Estimate 2025-26	ICM Proposed Budget 2026-27	Proposed $ Increase (Decrease) From FY 2025-26 Approved Budget	Proposed % Increase (Decrease) From FY 2025-26 Approved Budget
	BEGINNING FUND BALANCE	$ 24,735,075	$ 26,987,682	$ 32,385,870	$ 28,838,978	$ 28,838,978	$ 23,345,219		
	REVENUE:								
1	Developer Contributions	$ 237,901	$ -	$ -	$ -	$ -	$ -	$ -	0.00%
2	PID Contributions	-	-	-	-	-	-	-	0.00%
3	Grant Reimbursement - GLO	-	-	-	-	-	-	-	0.00%
4	Refunds and Reimbursement	17,265	-	-	-	-	-	-	0.00%
5	Transfer In - General Fund	13,965,561	8,780,000	-	-	-	-	-	0.00%
6	Transfer In - HOT Fund	-	-	-	-	-	-	-	0.00%
7	Transfer In - Water Operating	-	-	-	-	-	-	-	0.00%
8	Transfer In - Transportation Fund	-	-	-	-	-	-	-	0.00%
	TOTAL REVENUE:	$ 14,220,727	$ 8,780,000	$ -	$ -	$ -	$ -	$ -	0.00%
	EXPENDITURES:								
	Transfers and Other								
1	Transfer Out - CAMPO Philomena Dr Sidewalk Fu	$ -	$ -	$ -	$ 365,200	$ 365,200	$ -	$ -	0.00%
2	Transfer Out - Safe Streets & Roads Grant	-	-	-	120,000	120,000	-	-	0.00%
3	Transfer Out - General Fund	-	-	-	-	-	-	-	0.00%
4	Transfer Out - Indirect Support Cost (General Func	-	-	192,349.32	96,175	192,349	192,349	-	0.00%
5	Transfer Out - Operating Costs (General Fund)	-	-	172,128.66	86,064	172,129	172,129	-	0.00%
6	Transfer Out - Storm Drainage Fund	-	-	-	-	-	-	-	0.00%
7	Transfer Out - Senior Activity & Comm Cntr	-	-	-	-	-	-	-	0.00%
	Total Transfers and Other	$ -	$ -	$ 364,478	$ 667,439	$ 849,678	$ 364,478	$ -	0.00%
	Emergency City-Wide Audible Warning System								
8	Emergency City-Wide Audible Warning System	$ -	$ 62,244	$ 213,000	$ 63,000	$ 63,000	$ -	$ (213,000)	-100.00%
	Total Emergency City-Wide Audible Warning System	$ -	$ 62,244	$ 213,000	$ 63,000	$ 63,000	$ -	$ (213,000)	-100.00%
	Public Works								
9	Heaters for Public Works Bay	$ 2,994	$ 102,553	$ -	$ -	$ -	$ -	$ -	0.00%
10	Public Works Yard Expansion	98,560	-	-	-	-	-	-	0.00%
11	Survelliance System for Public Works	-	49,987	-	-	-	-	-	0.00%
	Total Public Works	$ 101,553	$ 152,540	$ -	$ -	$ -	$ -	$ -	0.00%
	City Hall Improvements								
12	City Hall / Power Generator Project	$ 11,528	$ 19,213	$ 14,496	$ 14,496	$ 14,496	$ -	$ (14,496)	-100.00%
13	City Hall - Council Chamber Security Imprv	-	-	-	-	-	-	-	0.00%
	Total City Hall Improvements	$ 11,528	$ 19,213	$ 14,496	$ 14,496	$ 14,496	$ -	$ (14,496)	-100.00%

		Actual 2023-24	Actual 2024-25	Approved Budget 2025-26	Year to Date w/Encumbrance 5/31/2026	Current Year Estimate 2025-26	ICM Proposed Budget 2026-27	Proposed $ Increase (Decrease) From FY 2025-26 Approved Budget	Proposed % Increase (Decrease) From FY 2025-26 Approved Budget
	Property Acquisition Program:								
	Property Acquisition Program								
14	Public Notices	$ -	$ -	$ -	$ -	$ -	$ -	$ -	0.00%
15	Real Estate Acquistion	-	-	2,178,069	178,066	178,066	-	(2,178,069)	-100.00%
	Total Property Aquistion Program	$ -	$ -	$ 2,178,069	$ 178,066	$ 178,066	$ -	$ (2,178,069)	-100.00%
	Property Acquisition - 108 W. Center St.								
16	Real Estate Acquisition	$ 1,634	$ -	$ -	$ -	$ -	$ -	$ -	0.00%
	Total 108 W. Center St. Property Aquistion	$ 1,634	$ -	$ -	$ -	$ -	$ -	$ -	0.00%
	Property Acquisition - 102 N Burleson & 210 W Center St								
17	Real Estate Acquisition	$ 1,535,214	$ -	$ -	$ -	$ -	$ -	$ -	0.00%
	Total 102 N Burleson & 210 W Center St	$ 1,535,214	$ -	$ -	$ -	$ -	$ -	$ -	0.00%
	Property Acquisition - N Main St & W Lockhart St								
18	Real Estate Acquisition	$ 1,740,062	$ 9,050	$ -	$ -	$ -	$ -	$ -	0.00%
19	Demolition/Lot Cleaning (Capital Outlay)	-	28,762	-	-	-			
	Total N Main St & W Lockhart St	$ 1,740,062	$ 37,812	$ -	$ -	$ -	$ -	$ -	0.00%
	Property Acquisition - 1500 Dacy Ln (Senior)								
20	Real Estate Acquistion	$ 30,750	$ -	$ 284,600	$ -	$ -	$ -	$ (284,600)	-100.00%
21	Appraisals - Capital Outlay	-	-	-	-	-	-	-	0.00%
22	Legal Services - Capital Outlay	3,620	-	-	-	-	-	-	0.00%
23	Building Improvements	-	-	-	$ -	-	-	-	0.00%
24	Capital Improvements - Construction	-	-	-	-	-	-	-	0.00%
	Total 1500 Dacy Ln	$ 34,370	$ -	$ 284,600	$ -	$ -	$ -	$ (284,600)	-100.00%
	Property Acquisition - 2400 Dacy Ln								
25	Real Estate Acquisition	$ 2,682,667	$ -	$ -	$ -	$ -	$ -	$ -	0.00%
26	Appraisals - Capital Outlay	2,000	-	-	-	-	-	-	0.00%
27	Survey Services - Capital Outlay	9,072	-	-	-	-	-	-	0.00%
	Total 2400 Dacy Ln	$ 2,693,740	$ -	$ -	$ -	$ -	$ -	$ -	0.00%
	Property Acquisition - 2000 Dacy Ln								
28	Real Estate Acquisition	$ 941,124	$ -	$ -	$ -	$ -	$ -	$ -	0.00%
	Total 2000 Dacy Ln	$ 941,124	$ -	$ -	$ -	$ -	$ -	$ -	0.00%
	Property Acquisition - Real Estate Acquisition - 1942 Dacy Ln								
29	Real Estate Acquisition	$ -	$ 593,845	$ -	$ -	$ -	$ -	$ -	0.00%
30	Appraisals - Capital Outlay	-	-	-	-	-	-	-	0.00%
	Total 1942 Dacy Ln	$ -	$ 593,845	$ -	$ -	$ -	$ -	$ -	0.00%
	Property Acquisition - Lockhart & Burleson								
31	Real Estate Acquisition	$ 1,333,988	$ -	$ -	$ -	$ -	$ -	$ -	0.00%
	Total Lockhart & Burleson	$ 1,333,988	$ -	$ -	$ -	$ -	$ -	$ -	0.00%
	Property Acquisition - Future Park Development								
32	Real Estate Acquisition	$ 43,500	$ -	$ -	$ -	$ -	$ -	$ -	0.00%
33	Appraisals - Capital Outlay	4,900	-	-	-	-	-	-	0.00%
	Total Property Acquisition - Future Park Development	$ 48,400	$ -	$ -	$ -	$ -	$ -	$ -	0.00%

		Actual 2023-24	Actual 2024-25	Approved Budget 2025-26	Year to Date w/Encumbrance 5/31/2026	Current Year Estimate 2025-26	ICM Proposed Budget 2026-27	Proposed $ Increase (Decrease) From FY 2025-26 Approved Budget	Proposed % Increase (Decrease) From FY 2025-26 Approved Budget
	Property Acquisition - 103 & 105 Veterans Drive								
34	Real Estate Acquistion	-	1,830,105	-	-	$ -	$ -	$ -	0.00%
	Total Property Acquisition Program:	$ 8,328,530	$ 2,461,762	$ 2,462,669	$ 178,066	$ 178,066	$ -	$ (2,462,669)	-100.00%
	City Wide Beautification								
35	Gateway Signage	$ -	$ -	$ -	$ -	$ -	$ -	$ -	0.00%
36	City Wide Beautification	266,882	7,513	24,250	66,104	44,000	-	(24,250)	-100.00%
37	Way-Finding Signage	-	-	-	-	-	-	-	0.00%
38	Historic Water Tower	-	-	-	-	-	-	-	0.00%
	Total City Wide Beautification	$ 266,882	$ 7,513	$ 24,250	$ 66,104	$ 44,000	$ -	$ (24,250)	-100.00%
	Quiet Zone (Center St & East South St)								
39	Public Notices	$ -	$ -	$ -	$ -	$ -	$ -	$ -	0.00%
40	Railroad Crossing Study	-	-	-	-	-	-	-	0.00%
41	Relocating Rail Siding	-	154	-	-	-	-	-	0.00%
42	Engineering Services - Capital Outlay	-	-	-	-	-	-	-	0.00%
43	Capital Improvements - Construction	7,892	21,136	46,330	-	-	-	(46,330)	-100.00%
	Total Quiet Zone (Center St & East South St)	$ 7,892	$ 21,291	$ 46,330	$ -	$ -	$ -	$ (46,330)	-100.00%
	Relocating Utilities								
44	Relocating Utilities Underground	$ -	$ -	$ -	$ -	$ -	$ -	$ -	0.00%
45	City Square Park Overhead Utility Relocation	632,443	-	-	-	-	-	-	0.00%
	Total Relocating Utilities	$ 632,443	$ -	$ -	$ -	$ -	$ -	$ -	0.00%
	Fleet Program								
46	Fleet Study	$ -	$ -	$ 150,000	$ 150,000	$ 150,000	$ -	$ (150,000)	-100.00%
	Total Fleet Program	$ -	$ -	$ 150,000	$ 150,000	$ 150,000	$ -	$ (150,000)	-100.00%
	Capital Projects Delivery Assessment/Study								
47	Capital Projects Delivery Assessment/Study	$ -	$ 44,990	$ 3,409	$ 3,409	$ 3,409	$ -	$ (3,409)	-100.00%
	Total Capital Projects Delivery Assessment/Study	$ -	$ 44,990	$ 3,409	$ 3,409	$ 3,409	$ -	$ (3,409)	-100.00%
	Traffic Mgmt Technical Support Augmentation								
48	Traffic Mgmt Technical Support Augmentation	$ -	$ 99,810	$ 400,190	$ 150,190	$ 150,190	$ -	$ (400,190)	-100.00%
	Total Traffic Mgmt Technical Support Augmentation	$ -	$ 99,810	$ 400,190	$ 150,190	$ 150,190	$ -	$ (400,190)	-100.00%
	Spatial Needs Assessment Study								
49	Spatial Needs Assessment Study	$ -	$ 122,921	$ 24,364	$ 24,364	$ 48,500	$ -	$ (24,364)	-100.00%
	Total Spatial Needs Assessment Study	$ -	$ 122,921	$ 24,364	$ 24,364	$ 48,500	$ -	$ (24,364)	-100.00%
	Water Utilities Modular Building								
50	Furniture, Fixtures & Equipment	$ -	$ 36,570	$ -	$ -	$ -	$ -	$ -	0.00%
51	Building & Storage Facilities	-	211,008	-	-	-	-	-	0.00%
	Total Flood Study	$ -	$ 247,578	$ -	$ -	$ -	$ -	$ -	0.00%

		Actual 2023-24	Actual 2024-25	Approved Budget 2025-26	Year to Date w/Encumbrance 5/31/2026	Current Year Estimate 2025-26	ICM Proposed Budget 2026-27	Proposed $ Increase (Decrease) From FY 2025-26 Approved Budget	Proposed % Increase (Decrease) From FY 2025-26 Approved Budget
	Street & Sidewalk Improvements								
52	Micro Surfacing Improvements	$ 443,649	$ 1,519,300	$ 1,303,371	$ 3,371	$ 1,303,371	$ 1,000,000	$ (303,371)	-23.28%
53	Street Maintenance/Rehabilitation Program	-	-	1,880,000	1,390,693	1,600,000	1,880,000	-	0.00%
54	Windy Hill	-	-	-	-	-	-	-	0.00%
55	Old Post Road	-	2,275	-	1,040	1,040	-	-	0.00%
	Total Street & Sidewalk Improvements	$ 443,649	$ 1,521,575	$ 3,183,371	$ 1,395,104	$ 2,904,411	$ 2,880,000	$ (303,371)	-9.53%
	IH35 Southbound Frontage at Martketplace to Martinez Loop								
56	Easement & ROW Acquisition	$ 12,805	$ -	$ -	$ -	$ -	$ -	$ -	0.00%
57	Engineering Services - Capital Outlay	710	-	5,928	5,928	5,928	-	(5,928)	-100.00%
	Total IH35 Southbound Frontage at Martketplace to Ma	$ 13,515	$ -	$ 5,928	$ 5,928	$ 5,928	$ -	$ (5,928)	-100.00%
	Dacy Lane Illumination & Sidewalk								
58	Capital Improvements - Construction	$ 158,129	$ -	$ -	$ -	$ -	$ -	$ -	0.00%
59	Engineering Services - Capital Outlay	-	-	-	-	-	-	-	0.00%
	Total Dacy Lane Illumination & Sidewalk	$ 158,129	$ -	$ -	$ -	$ -	$ -	$ -	0.00%
	Gregg Drive / Veteran's Drive Intersection Impv								
60	Capital Improvements - Construction	$ 36,814	$ 608,202	$ 154,475	$ 79,110	$ 28,762	$ -	$ (154,475)	-100.00%
	Total Gregg Drive / Veteran's Drive Intersection Impv	$ 36,814	$ 608,202	$ 154,475	$ 79,110	$ 28,762	$ -	$ (154,475)	-100.00%
	Goforth Road Extension								
61	Capital Improvements - Construction	$ 1,017,240	$ 33,257	$ 19,970	$ 19,970	$ 19,970	$ -	$ (19,970)	-100.00%
	Total Goforth Road Extension	$ 1,017,240	$ 33,257	$ 19,970	$ 19,970	$ 19,970	$ -	$ (19,970)	-100.00%
	Heidenreich Lane								
62	Capital Improvements - Construction	$ 630,393	$ 5,314	$ -	$ -	$ -	$ -	$ -	0.00%
	Total Heidenreich Lane	$ 630,393	$ 5,314	$ -	$ -	$ -	$ -	$ -	0.00%
	Plum Creek Traffic Calming Project								
63	Capital Improvements - Construction	$ -	$ -	$ -	$ 72,111	$ 72,111			
64	Engineering Services - Capital Outlay	-	37,829	4,751	11,335	11,335	$ -	$ (4,751)	-100.00%
	Total Plum Creek Traffic Calming Project	$ -	$ 37,829	$ 4,751	$ 83,446	$ 83,446	$ -	$ (4,751)	-100.00%
	Post Oak Subdivision Road Preservation								
65	Engineering Services - Capital Outlay	$ -	$ 4,313	$ 1,087,237	$ 116,744	$ 200,000	$ -	$ (1,087,237)	-100.00%
	Total Post Oak Subdivision Road Preservation	$ -	$ 4,313	$ 1,087,237	$ 116,744	$ 200,000	$ -	$ (1,087,237)	-100.00%
	CR 158 Acceleration/Deceleration Lane Improvements								
66	Engineering Services - Capital Outlay	$ -	$ 141,522	$ 752,274	$ 152,274	$ 85,000	$ -	$ (752,274)	-100.00%
	Total CR 158 Acceleration/Deceleration Lane Improve	$ -	$ 141,522	$ 752,274	$ 152,274	$ 85,000	$ -	$ (752,274)	-100.00%
	Roland Ln Accel/Decel Lanes								
67	Engineering Services - Capital Outlay	$ -	$ 61,352	$ 644,349	$ 155,927	$ 80,000	$ -	$ (644,349)	-100.00%
	Total Roland Ln Accel/Decel Lanes	$ -	$ 61,352	$ 644,349	$ 155,927	$ 80,000	$ -	$ (644,349)	-100.00%

		Actual 2023-24	Actual 2024-25	Approved Budget 2025-26	Year to Date w/Encumbrance 5/31/2026	Current Year Estimate 2025-26	ICM Proposed Budget 2026-27	Proposed $ Increase (Decrease) From FY 2025-26 Approved Budget	Proposed % Increase (Decrease) From FY 2025-26 Approved Budget
	Pedestrian - Vybe Trail System								
68	Capital Improvements - Construction	$ -	$ -	$ 2,600,000	$ 85,815	$ 94,622	$ -	$ (2,600,000)	-100.00%
69	Engineering Services - Capital Outlay	161,136	27,392	49,373	63,818	28,325	-	(49,373)	-100.00%
	Total Pedestrian - Vybe Trail System	$ 161,136	$ 27,392	$ 2,649,373	$ 149,633	$ 122,947	$ -	$ (2,649,373)	-100.00%
	Traffic Improvements for Kyle Crossing at Kohlers Crossing								
70	Capital Improvements - Construction	$ -	$ -	$ -	$ -	$ -	$ -	$ -	0.00%
71	Engineering Services - Capital Outlay	-	67,509	-	4,140	4,140	-	-	0.00%
	Total Traffic Improvements for Kyle Crossing at Kohlers Crossing	$ -	$ 67,509	$ -	$ 4,140	$ 4,140	$ -	$ -	0.00%
	Kyle Animal Shelter								
72	Engineering Services - Capital Outlay	$ -	$ -	$ 2,000,000	$ -	$ -	$ -	$ (2,000,000)	-100.00%
	Total Kyle Animal Shelter	$ -	$ -	$ 2,000,000	$ -	$ -	$ -	$ (2,000,000)	-100.00%
	Langley Reconstruction								
73	Engineering Services - Capital Outlay	$ -	$ -	$ 4,200,000	$ 66,349	$ 166,349	$ -	$ (4,200,000)	-100.00%
	Total Langley Reconstruction	$ -	$ -	$ 4,200,000	$ 66,349	$ 166,349	$ -	$ (4,200,000)	-100.00%
	Sidewalk Gap Program								
74	Engineering Services - Capital Outlay	$ -	$ -	$ 200,000	$ 2,393	$ 60,000	$ -	$ (200,000)	-100.00%
	Total Sidewalk Gap Program	$ -	$ -	$ 200,000	$ 2,393	$ 60,000	$ -	$ (200,000)	-100.00%
	Sidewalk Masterplan Implementation								
75	Engineering Services - Capital Outlay	$ -	$ -	$ 14,800	$ -	$ 150,000	$ 500,000	$ 485,200	3278.38%
76	CDBG Program	-	-	266,144	-	-	-	(266,144)	-100.00%
	Total Sidewalk Masterplan Implementation	$ -	$ -	$ 280,944	$ -	$ 150,000	$ 500,000	$ 219,056	77.97%
	Old Stagecoach Rd Pocket Park								
77	Engineering Services - Capital Outlay	$ -	$ -	$ -	$ -	$ -	$ -	$ -	0.00%
	Total Old Stagecoach Rd Pocket Park	$ -	$ -	$ -	$ -	$ -	$ -	$ -	0.00%
	Traffic Control Improvements								
78	Traffic Control Improvements	$ 64,951	$ 686,702	$ 59,428	$ 59,428	$ 58,538	$ -	$ (59,428)	-100.00%
79	Engineering Services - Capital Outlay	81,060	70,698	522	81,766	22,930	-	(522)	-100.00%
	Total Traffic Control Improvements	$ 146,011	$ 757,400	$ 59,950	$ 141,194	$ 81,468	$ -	$ (59,950)	-100.00%
	Vybe Trail (Public Safety Center)								
80	Capital Improvements - Construction	$ 405	$ 143,179	$ 239,490	$ 168,120	$ -	$ -	$ (239,490)	-100.00%
81	Engineering Services - Capital Outlay	-	-	-	-	-	-	-	0.00%
	Total Vybe Trail (Public Safety Center)	$ 405	$ 143,179	$ 239,490	$ 168,120	$ -	$ -	$ (239,490)	-100.00%

		Actual 2023-24	Actual 2024-25	Approved Budget 2025-26	Year to Date w/Encumbrance 5/31/2026	Current Year Estimate 2025-26	ICM Proposed Budget 2026-27	Proposed $ Increase (Decrease) From FY 2025-26 Approved Budget	Proposed % Increase (Decrease) From FY 2025-26 Approved Budget
	Community Center Project								
82	Architectural Services - Capital Outlay	$ 12,000	$ -	$ -	$ -	$ -	$ -	$ -	0.00%
	Total Community Center Project	$ 12,000	$ -	$ -	$ -	$ -	$ -	$ -	0.00%
	Grant Management Services								
83	573150 - Grant Management Services	$ -	$ 280,000	$ -	$ -	$ -	$ -	$ -	0.00%
	Total Grant Management Services	$ -	$ 280,000	$ -	$ -	$ -	$ -	$ -	0.00%
	Pedestrian Crossing Treatment								
84	OBJECT CODE	$ -	$ -	$ -	$ -	$ -	$ 1,200,000	$ 1,200,000	0.00%
	Total Pedestrian Crossing Treatment	$ -	$ -	$ -	$ -	$ -	$ 1,200,000	$ 1,200,000	0.00%
	Kyle Senior Community Center Driveway								
85	OBJECT CODE	$ -	$ -	$ -	$ -	$ -	$ 200,000	$ 200,000	0.00%
	Total Kyle Senior Community Center Driveway	$ -	$ -	$ -	$ -	$ -	$ 200,000	$ 200,000	0.00%
	Sunflower Circle								
86	OBJECT CODE	$ -	$ -	$ -	$ -	$ -	$ 100,000	$ 100,000	0.00%
	Total Sunflower Circle	$ -	$ -	$ -	$ -	$ -	$ 100,000	$ 100,000	0.00%
	TOTAL EXPENDITURES:	$ 11,968,121	$ 6,928,704	$ 19,185,297	$ 3,857,399	$ 5,493,759	$ 5,244,478	$ (13,916,455)	-72.54%
					$ (1,264,179)				
	TOTAL REVENUE & TRANSFERS-IN IN EXCESS (DEFICIT) OVER EXPENDITURES	$ 2,252,607	$ 1,851,296	$ (19,185,297)	$ (3,857,399)	$ (5,493,759)	$ (5,244,478)	$ 13,916,455	
	ESTIMATED ENDING FUND BALANCE	**$ 26,987,682**	**$ 28,838,978**	**$ 13,200,573**	**$ 24,981,579**	**$ 23,345,219**	**$ 18,100,741**		

City of Kyle, Texas
Fund Summary Budget Report
HEALTH BENEFITS TRUST FUND (1115)

Line No.		Actual 2023-24	Actual 2024-25	Approved Budget 2025-26	Year to Date w/Encumbrance 5/31/2026	Current Year Estimate 2025-26	ICM Proposed Budget 2026-27	Proposed $ Increase (Decrease) From FY 2025-26 Approved Budget	Proposed % Increase (Decrease) From FY 2025-26 Approved Budget
	BEGINNING FUND BALANCE	$ 200,000	$ 200,000	$ 200,000	$ 200,000	$ 200,000	$ 200,000		
	REVENUE:								
1	Transfer In General Fund	$ -	$ -	$ -	$ -	$ -	$ -	$ -	0.00%
	TOTAL REVENUE:	$ -	$ -	$ -	$ -	$ -	$ -	$ -	0.00%
	EXPENDITURES:								
1	Transfer Out - General Fund	$ -	$ -	$ -	$ -	$ -	$ -	$ -	0.00%
	TOTAL EXPENDITURES:	$ -	$ -	$ -	$ -	$ -	$ -	$ -	0.00%
	TOTAL REVENUE & TRANSFERS-IN IN EXCESS (DEFICIT) OVER EXPENDITURES	$ -	$ -	$ -	$ -	$ -	$ -	$ -	
	ESTIMATED ENDING FUND BALANCE	**$ 200,000**	**$ 200,000**	**$ 200,000**	**$ 200,000**	**$ 200,000**	**$ 200,000**		

City of Kyle, Texas
Fund Summary Budget Report
HEALTHCARE FUND (1117)

Line No.		Actual 2023-24	Actual 2024-25	Approved Budget 2025-26	Year to Date w/Encumbrance 5/31/2026	Current Year Estimate 2025-26	ICM Proposed Budget 2026-27	Proposed $ Increase (Decrease) From FY 2025-26 Approved Budget	Proposed % Increase (Decrease) From FY 2025-26 Approved Budget
	BEGINNING FUND BALANCE	$ -	$ -	$ 1,000,000	$ 1,000,000	$ 1,000,000	$ 1,000,000		
	REVENUE:								
1	Transfer In - General Fund	$ -	$ 1,000,000	$ -	$ -	$ -	$ -	$ -	0.00%
	TOTAL REVENUE:	$ -	$ 1,000,000	$ -	$ -	$ -	$ -	$ -	0.00%
	EXPENDITURES:								
1	Health Insurance	$ -	$ -	$ -	$ -	$ -	$ -	$ -	0.00%
2	Transfer Out - General Fund	-	-	-	-	-	-	-	0.00%
	TOTAL EXPENDITURES:	$ -	$ -	$ -	$ -	$ -	$ -	$ -	0.00%
	TOTAL REVENUE & TRANSFERS-IN IN EXCESS (DEFICIT) OVER EXPENDITURES	$ -	$ 1,000,000	$ -	$ -	$ -	$ -	$ -	
	ESTIMATED ENDING FUND BALANCE	**$ -**	**$ 1,000,000**	**$ 1,000,000**	**$ 1,000,000**	**$ 1,000,000**	**$ 1,000,000**		

City of Kyle, Texas
Fund Summary Budget Report
PLUM CREEK DEVELOPMENT PHASE II SPECIAL FEE (1130)

Line No.		Actual 2023-24	Actual 2024-25	Approved Budget 2025-26	Year to Date w/Encumbrance 5/31/2026	Current Year Estimate 2025-26	ICM Proposed Budget 2026-27	Proposed $ Increase (Decrease) From FY 2025-26 Approved Budget	Proposed % Increase (Decrease) From FY 2025-26 Approved Budget
	BEGINNING FUND BALANCE	$ -	$ 47,000	$ 139,850	$ 131,000	$ 131,000	$ 193,000		
	REVENUE:								
1	Plum Creek PH II Special Fee	$ 47,000	$ 84,000	$ 100,000	$ 36,000	$ 62,000	$ 50,000	$ (50,000)	-50.00%
	TOTAL REVENUE:	$ 47,000	$ 84,000	$ 100,000	$ 36,000	$ 62,000	$ 50,000	$ (50,000)	-50.00%
	EXPENDITURES:								
1	PID Administration	$ -	$ -	$ -	$ -	$ -	$ -	$ -	0.00%
2	Transfer Out - General Fund	-	-	-	-	-	-	-	0.00%
	TOTAL EXPENDITURES:	$ -	$ -	$ -	$ -	$ -	$ -	$ -	0.00%
	TOTAL REVENUE & TRANSFERS-IN IN EXCESS (DEFICIT) OVER EXPENDITURES	$ 47,000	$ 84,000	$ 100,000	$ 36,000	$ 62,000	$ 50,000	$ (50,000)	
	ESTIMATED ENDING FUND BALANCE	**$ 47,000**	**$ 131,000**	**$ 239,850**	**$ 167,000**	**$ 193,000**	**$ 243,000**		

City of Kyle, Texas
Fund Summary Budget Status Report
STREET IMPROVEMENT FUND (1150)

Line No.		Actual 2023-24	Actual 2024-25	Approved Budget 2025-26	Year to Date w/Encumbrance 5/31/2026	Current Year Estimate 2025-26	ICM Proposed Budget 2026-27	Proposed $ Increase (Decrease) From FY 2025-26 Approved Budget	Proposed % Increase (Decrease) From FY 2025-26 Approved Budget
	BEGINNING FUND BALANCE	$ 1,757,560	$ 1,586,342	$ 1,524,018	$ 991,307	$ 991,307	$ 866,554		
	REVENUE:								
1	Adjacent Lane Mile Fee	$ 618,789	$ 1,123,197	$ 950,000	$ 56,101	$ -	$ -	$ (1,123,197)	-100.00%
2	Right of Way Permit Fee	108,900	84,300	-	78,000	-	-	(84,300)	-100.00%
3	Sidewalk Improvement Fee	-	49,944	-	-	-	-	(49,944)	-100.00%
4	Brookside-FM150-RI	1,625	4,225	-	-	-	-	(4,225)	-100.00%
5	Woodland Park-FM150-RI	-	-	-	-	-	-	-	0.00%
6	Investment Income	94,464	65,194	50,000	9,064	-	-	(65,194)	-100.00%
7	Refunds and Reimbursement	-	-	-	-	-	-	-	0.00%
	TOTAL REVENUE:	$ 823,777	$ 1,326,860	$ 1,000,000	$ 143,165	$ -	$ -	$ (1,326,860)	-100.00%
	EXPENDITURES:								
	Transfers Out								
8	Transfer Out - Indirect Support Cost (General Fund)	$ -	$ -	$ 12,727	$ 6,363	$ 12,727	$ 12,727	$ 12,727	0.00%
9	Transfer Out - Operating Costs (General Fund)	-	-	11,389	5,694	11,389	11,389	11,389	0.00%
	Total Transfers Out	$ -	$ -	$ 24,115	$ 12,058	$ 24,115	$ 24,115	$ 24,115	0.00%
	Kyle Crossing Overpass (RR Overpass)								
10	Capital Improvements - Construction	$ -	$ -	$ 165,000	$ 165,000	$ -	$ -	$ -	0.00%
	Total Kyle Crossing Overpass (RR Overpass)	$ -	$ -	$ 165,000	$ 165,000	$ -	$ -	$ -	0.00%
	Dacy Lane Illumination & Sidewalk								
11	Capital Improvements - Construction	$ 29,246	$ -	$ -	$ -	$ -	$ -	$ -	0.00%
12	Engineering Services - Capital Outlay	-	-	-	-	-	-	-	0.00%
	Total Dacy Lane Illumination & Sidewalk	$ 29,246	$ -	$ -	$ -	$ -	$ -	$ -	0.00%
	IH35 Southbound Frontage at Marketplace to Center St (additional lane)								
14	Capital Improvements - Construction	$ -	$ 2	$ -	$ 1,550	$ 1,550	$ -	$ (2)	-100.00%
	Total IH35 Southbound Frontage at Marketplace to Ce	$ -	$ 2	$ -	$ 1,550	$ 1,550	$ -	$ (2)	-100.00%
	Street Maintenance/Rehabilitation Program Citywide								
15	Capital Improvements - Construction	$ 829,635	$ 1,902,863	$ 18,452	$ -	$ -	$ -	$ (1,902,863)	-100.00%
16	Legal Services - Capital Outlay	-	-	-	-	-	-	-	0.00%
17	Engineering Services - Capital Outlay	-	19,030	-	-	-	-	(19,030)	-100.00%
	Total Street Maint./Rehab. Program Citywide	$ 829,635	$ 1,921,893	$ 18,452	$ -	$ -	$ -	$ (1,921,893)	-100.00%
	Kohlers Crossing Rehabilitation (FM 2770 to IH-35 Southbound Frontage)								
18	Capital Improvements - Construction	$ 66,334	$ -	$ 20,374	$ 20,374	$ -	$ -	$ -	0.00%
19	Public Notices - Capital Outlay	-	-	-	-	-	-	-	0.00%
	Total Kohlers Crossing Rehabilitation	$ 66,334	$ -	$ 20,374	$ 20,374	$ -	$ -	$ -	0.00%

		Actual 2023-24	Actual 2024-25	Approved Budget 2025-26	Year to Date w/Encumbrance 5/31/2026	Current Year Estimate 2025-26	ICM Proposed Budget 2026-27	Proposed $ Increase (Decrease) From FY 2025-26 Approved Budget	Proposed % Increase (Decrease) From FY 2025-26 Approved Budget
	FM 150 East Sidewalks and Other Imprv								
20	Capital Improvements - Construction	$ 69,781	$ -	$ -	$ -	$ -	$ -	$ -	0.00%
	Total FM 150 East Sidewalks and Other Imprv	$ 69,781	$ -	$ -	$ -	$ -	$ -	$ -	0.00%
	Chevo Pastrano Parkway Extension								
21	Capital Improvements - Construction	$ -	$ -	$ -	$ 198,175	$ 99,088	$ -	$ -	0.00%
	Total Chevo Pastrano Parkway Extension	$ -	$ -	$ -	$ 198,175	$ 99,088	$ -	$ -	0.00%
	TOTAL EXPENDITURES:	$ 994,996	$ 1,921,895	$ 227,941	$ 397,157	$ 124,753	$ 24,115	$ (1,897,780)	-98.75%
	TOTAL REVENUE & TRANSFERS-IN IN EXCESS (DEFICIT) OVER EXPENDITURES	$ (171,218)	$ (595,035)	$ 772,059	$ (253,992)	$ (124,753)	$ (24,115)	$ 570,920	
	ESTIMATED ENDING FUND BALANCE	**$ 1,586,342**	**$ 991,307**	**$ 2,296,077**	**$ 737,315**	**$ 866,554**	**$ 842,439**		

City of Kyle, Texas
Fund Summary Budget Report
SIDEWALK IMPROVEMENT PROGRAM FUND (1151)

Line No.		Actual 2023-24	Actual 2024-25	Approved Budget 2025-26	Year to Date w/Encumbrance 5/31/2026	Current Year Estimate 2025-26	ICM Proposed Budget 2026-27	Proposed $ Increase (Decrease) From FY 2025-26 Approved Budget	Proposed % Increase (Decrease) From FY 2025-26 Approved Budget
	BEGINNING FUND BALANCE	$ -	$ -	$ 26,592	$ 26,592	$ 26,592	$ 26,592		
	REVENUE:								
1	Sidewalk Improvement Fee	$ -	$ 26,592	$ -	$ -	$ -	$ -	$ -	0.00%
	TOTAL REVENUE:	$ -	$ 26,592	$ -	$ -	$ -	$ -	$ -	0.00%
	EXPENDITURES:								
1	Sidewalks	$ -	$ -	$ -	$ -	$ -	$ -	$ -	0.00%
2	Transfer Out - General Fund	-	-	-	-	-	-	-	0.00%
	TOTAL EXPENDITURES:	$ -	$ -	$ -	$ -	$ -	$ -	$ -	0.00%
	TOTAL REVENUE & TRANSFERS-IN IN EXCESS (DEFICIT) OVER EXPENDITURES	$ -	$ 26,592	$ -	$ -	$ -	$ -	$ -	
	ESTIMATED ENDING FUND BALANCE	**$ -**	**$ 26,592**	**$ 26,592**	**$ 26,592**	**$ 26,592**	**$ 26,592**		

City of Kyle, Texas
Fund Summary Budget Report
TREE REPLACEMENT PROGRAM FUND (1152)

		Actual 2023-24	Actual 2024-25	Approved Budget 2025-26	Year to Date w/Encumbrance 5/31/2026	Current Year Estimate 2025-26	ICM Proposed Budget 2026-27	Proposed $ Increase (Decrease) From FY 2025-26 Approved Budget	Proposed % Increase (Decrease) From FY 2025-26 Approved Budget
BEGINNING FUND BALANCE		$ -	$ -	$ -	$ -	$ -	$ 110,550		
Line No.									
	REVENUE:								
1		$ -	$ -	$ -	$ 110,550	$ 110,550	$ -	$ -	0.00%
	TOTAL REVENUE:	$ -	$ -	$ -	$ 110,550	$ 110,550	$ -	$ -	0.00%
	EXPENDITURES:								
1	Transfer Out - General Fund	$ -	$ -	$ -	$ -	$ -	$ -	$ -	0.00%
	TOTAL EXPENDITURES:	$ -	$ -	$ -	$ -	$ -	$ -	$ -	0.00%
	TOTAL REVENUE & TRANSFERS-IN IN EXCESS (DEFICIT) OVER EXPENDITURES	$ -	$ -	$ -	$ 110,550	$ 110,550	$ -	$ -	
	ESTIMATED ENDING FUND BALANCE	**$ -**	**$ -**	**$ -**	**$ 110,550**	**$ 110,550**	**$ 110,550**		

City of Kyle, Texas
Fund Summary Budget Report
IT REPLACEMENT FUND (1160)

Line No.		Actual 2023-24	Actual 2024-25	Approved Budget 2025-26	Year to Date w/Encumbrance 5/31/2026	Current Year Estimate 2025-26	ICM Proposed Budget 2026-27	Proposed $ Increase (Decrease) From FY 2025-26 Approved Budget	Proposed % Increase (Decrease) From FY 2025-26 Approved Budget
	BEGINNING FUND BALANCE	$ -	$ -	$ 500,000	$ 500,000	$ 500,000	$ -		
	REVENUE:								
1	Transfer In - General Fund	$ -	$ 500,000	$ -	$ -	$ -	$ -	$ -	0.00%
	TOTAL REVENUE:	$ -	$ 500,000	$ -	$ -	$ -	$ -	$ -	0.00%
	EXPENDITURES:								
1	Computer Hardware	$ -	$ -	$ -	$ -	$ -	$ -	$ -	0.00%
2	Transfer Out - General Fund	-	-	500,000	500,000	500,000	-	(500,000)	-100.00%
	TOTAL EXPENDITURES:	$ -	$ -	$ 500,000	$ 500,000	$ 500,000	$ -	$ (500,000)	-100.00%
	TOTAL REVENUE & TRANSFERS-IN IN EXCESS (DEFICIT) OVER EXPENDITURES	$ -	$ 500,000	$ (500,000)	$ (500,000)	$ (500,000)	$ -	$ 500,000	
	ESTIMATED ENDING FUND BALANCE	**$ -**	**$ 500,000**	**$ -**	**$ -**	**$ -**	**$ -**		

City of Kyle, Texas
Fund Summary Budget Report
FLEET REPLACEMENT FUND (1170)

Line No.		Actual 2023-24	Actual 2024-25	Approved Budget 2025-26	Year to Date w/Encumbrance 5/31/2026	Current Year Estimate 2025-26	ICM Proposed Budget 2026-27	Proposed $ Increase (Decrease) From FY 2025-26 Approved Budget	Proposed % Increase (Decrease) From FY 2025-26 Approved Budget
	BEGINNING FUND BALANCE	$ -	$ -	$ 500,000	$ 500,000	$ 500,000	$ -		
	REVENUE:								
1	Transfer In - General Fund	$ -	$ 500,000	$ -	$ -	$ -	$ -	$ -	0.00%
	TOTAL REVENUE:	$ -	$ 500,000	$ -	$ -	$ -	$ -	$ -	0.00%
	EXPENDITURES:								
1		$ -	$ -	$ -	$ -	$ -	$ -	$ -	0.00%
2	Transfer Out - General Fund	-	-	500,000	500,000	500,000	-	(500,000)	-100.00%
	TOTAL EXPENDITURES:	$ -	$ -	$ 500,000	$ 500,000	$ 500,000	$ -	$ (500,000)	-100.00%
	TOTAL REVENUE & TRANSFERS-IN IN EXCESS (DEFICIT) OVER EXPENDITURES	$ -	$ 500,000	$ (500,000)	$ (500,000)	$ (500,000)	$ -	$ 500,000	
	ESTIMATED ENDING FUND BALANCE	**$ -**	**$ 500,000**	**$ -**	**$ -**	**$ -**	**$ -**		

City of Kyle, Texas
Fund Summary Budget Status Report
TRANSPORTATION FUND (1270)

Line No.		Actual 2023-24	Actual 2024-25	Approved Budget 2025-26	Year to Date w/Encumbrance 5/31/2026	Current Year Estimate 2025-26	ICM Proposed Budget 2026-27	Proposed $ Increase (Decrease) From FY 2025-26 Approved Budget	Proposed % Increase (Decrease) From FY 2025-26 Approved Budget
	BEGINNING FUND BALANCE	$ 2,557,105	$ 2,708,440	$ 2,798,300	$ 2,803,002	2,803,001.86	2,783,304		
	REVENUE:								
1	TxDOT FM2770/RM150 Reimb Sidewalk	$ -	$ -	$ -	$ -	$ -	$ 4,850,000	$ 4,850,000	0.00%
2	Investment Income	158,450	136,505	50,000	32,941	86,953	50,000	-	0.00%
3	Transfer In - General Fund	-	-	-	-	-	-	-	0.00%
	TOTAL REVENUE:	$ 158,450	$ 136,505	50,000	$ 32,941	$ 86,953	$ 4,900,000	$ 4,850,000	9700.00%
	EXPENDITURES:								
	Transfers Out								
4	Interfund Transfer Out	$ -	$ -	$ -	$ -	$ -	$ -	$ -	0.00%
5	Transfer Out - General Fund	-	-	-	-	-	-	-	0.00%
6	Transfer Out - Indirect Support Cost (General Fund)	-	-	3,182	1,591	3,182	3,182	-	0.00%
7	Transfer Out - Operating Costs (General Fund)	-	-	2,847	1,424	2,847	2,847	-	0.00%
8	Transfer Out - G/F CIP Projects	-	-	-	-	-	-	-	0.00%
	Total Transfers Out	$ -	$ -	$ 6,029	$ 3,014	$ 6,029	$ 6,029	$ -	0.00%
	Relocation of Rail Siding								
9	Capital Improv - Construction	$ 3,417	$ 4,684	$ 975,944	$ 976,566	$ 622	$ -	$ (975,944)	-100.00%
	Total Relocation of Rail Siding	$ 3,417	$ 4,684	$ 975,944	$ 976,566	$ 622	$ -	$ (975,944)	-100.00%
	Kohlers Crossing Overpass (RR Overpass)								
10	Capital Improv - Construction	$ -	$ -	$ 500,000	$ -	$ -	$ -	$ (500,000)	-100.00%
11	Engineering Services - Capital Outlay	3,699	37,259	132,217	153,519	100,000	-	(132,217)	-100.00%
	Total Kohlers Crossing Overpass (RR Overpass)	$ 3,699	$ 37,259	$ 632,217	$ 153,519	$ 100,000	$ -	$ (632,217)	-100.00%
	TOTAL EXPENDITURES:	$ 7,115	$ 41,944	$ 1,614,190	$ 1,133,099	$ 106,651	$ 6,029	$ (1,608,161)	-99.63%
	TOTAL REVENUE & TRANSFERS-IN IN EXCESS (DEFICIT) OVER EXPENDITURES	$ 151,335	$ 94,561	$ (1,564,190)	$ (1,100,158)	$ (19,698)	$ 4,893,971	$ 6,458,161	
	ESTIMATED ENDING FUND BALANCE	**$ 2,708,440**	**$ 2,803,002**	**$ 1,234,110**	**$ 1,702,844**	**$ 2,783,304**	**$ 7,677,275**		

City of Kyle, Texas
Fund Summary Budget Report
POLICE FORFEITURE FUND (1310)

Line No.		Actual 2023-24	Actual 2024-25	Approved Budget 2025-26	Year to Date w/Encumbrance 5/31/2026	Current Year Estimate 2025-26	ICM Proposed Budget 2026-27	Proposed $ Increase (Decrease) From FY 2025-26 Approved Budget	Proposed % Increase (Decrease) From FY 2025-26 Approved Budget
	BEGINNING FUND BALANCE	$ 91,371	$ 128,951	$ 129,753	$ 139,056	$ 139,056	$ 154,686		
	REVENUE:								
1	Police Seizure Revenue	$ 36,552	$ 9,241	$ 15,000	$ 10,229	$ 15,000	$ 15,000	$ -	0.00%
2	Investment Income	1,029	864	-	472	630	-	-	0.00%
	TOTAL REVENUE:	$ 37,581	$ 10,105	$ 15,000	$ 10,701	$ 15,630	$ 15,000	$ -	0.00%
	EXPENDITURES:								
1	Equipment Rental - Motorcyles	$ -	$ -	$ -	$ -	$ -	$ -	$ -	0.00%
	1. Contractual Services	$ -	$ -	$ -	$ -	$ -	$ -	$ -	0.00%
2	Fire Arms Supplies	$ -	$ -	$ -	$ -	$ -	$ -	$ -	0.00%
3	Computer Hardware	-	-	-	-	-	-	-	0.00%
4	Other Operational Equipment	-	-	15,000	-	-	15,000	-	0.00%
5	Equipment - Radio w/Helmet Mic	-	-	-	-	-	-	-	0.00%
6	Equipment - Emergency Lights, Siren	-	-	-	-	-	-	-	0.00%
	2. Commodities	$ -	$ -	$ 15,000	$ -	$ -	$ 15,000	$ -	0.00%
7	Transfer Out - General Fund	$ -	$ -	$ -	$ -	$ -	$ -	$ -	0.00%
	3. Transfers	$ -	$ -	$ -	$ -	$ -	$ -	$ -	0.00%
	TOTAL EXPENDITURES:	$ -	$ -	$ 15,000	$ -	$ -	$ 15,000	$ -	0.00%
	TOTAL REVENUE & TRANSFERS-IN IN EXCESS (DEFICIT) OVER EXPENDITURES	$ 37,581	$ 10,105	$ -	$ 10,701	$ 15,630	$ -	$ -	
	ESTIMATED ENDING FUND BALANCE	**$ 128,951**	**$ 139,056**	**$ 129,753**	**$ 149,757**	**$ 154,686**	**$ 154,686**		

City of Kyle, Texas
Fund Summary Budget Report
POLICE ABANDONED & UNCLAIMED PROPERTY FUND (1311)

Line No.		Actual 2023-24	Actual 2024-25	Approved Budget 2025-26	Year to Date w/Encumbrance 5/31/2026	Current Year Estimate 2025-26	ICM Proposed Budget 2026-27	Proposed $ Increase (Decrease) From FY 2025-26 Approved Budget	Proposed % Increase (Decrease) From FY 2025-26 Approved Budget
	BEGINNING FUND BALANCE	$ 7,731	$ 7,731	$ 7,731	$ 7,731	$ 7,731	$ 7,731		
	REVENUE:								
1	Police Abandone & Unclaimed Property	$ -	$ -	$ -	$ -	$ -	$ -	$ -	0.00%
2	Investment Income	-	-	-	-	-	-	-	0.00%
	TOTAL REVENUE:	$ -	$ -	$ -	$ -	$ -	$ -	$ -	0.00%
	EXPENDITURES:								
1	General Office Supplies	$ -	$ -	$ -	$ -	$ -	$ -	$ -	0.00%
2	City Sponsored Event Supplies	-	-	-	-	-	-	-	0.00%
3	Training Supplies	-	-	-	-	-	-	-	0.00%
4	Computer Hardware	-	-	-	-	-	-	-	0.00%
	3. Commodities	$ -	$ -	$ -	$ -	$ -	$ -	$ -	0.00%
	TOTAL EXPENDITURES:	$ -	$ -	$ -	$ -	$ -	$ -	$ -	0.00%
	TOTAL REVENUE & TRANSFERS-IN IN EXCESS (DEFICIT) OVER EXPENDITURES	$ -	$ -	$ -	$ -	$ -	$ -	$ -	
	ESTIMATED ENDING FUND BALANCE	**$ 7,731**	**$ 7,731**	**$ 7,731**	**$ 7,731**	**$ 7,731**	**$ 7,731**		

City of Kyle, Texas
Fund Summary Budget Report
POLICE SPECIAL REVENUE (1320)

Line No.		Actual 2023-24	Actual 2024-25	Approved Budget 2025-26	Year to Date w/Encumbrance 5/31/2026	Current Year Estimate 2025-26	ICM Proposed Budget 2026-27	Proposed $ Increase (Decrease) From FY 2025-26 Approved Budget	Proposed % Increase (Decrease) From FY 2025-26 Approved Budget
	BEGINNING FUND BALANCE	$ 28,749	$ 25,041	$ 25,041	$ 34,792	$ 34,792	$ 44,662		
	REVENUE:								
1	LEOSE Revenue	$ 9,617	$ 9,751	$ 5,500	$ 9,870	$ 9,870	$ 5,500	$ -	0.00%
2	LEAD Grant Revenue	-	-	-	-	-	-	-	0.00%
3	VFW Donation	-	-	-	-	-	-	-	0.00%
4	Blue Santa/Christmas Program	-	-	-	-	-	-	-	0.00%
	TOTAL REVENUE:	$ 9,617	$ 9,751	$ 5,500	$ 9,870	$ 9,870	$ 5,500	$ -	0.00%
	EXPENDITURES:								
1	Travel - Training & Conferences (LEOSE)	$ 4,000	$ -	$ -	$ -	$ -	$ -	$ -	0.00%
2	Training Supplies	-	-	-	-	-	-	-	0.00%
3	LEOSE Expenses	9,325	-	5,500	-	-	5,500	-	0.00%
4	LEAD Expenses	-	-	-	-	-	-	-	0.00%
5	Blue Santa Expenses	-	-	-	-	-	-	-	0.00%
	TOTAL EXPENDITURES:	$ 13,325	$ -	$ 5,500	$ -	$ -	$ 5,500	$ -	0.00%
	TOTAL REVENUE & TRANSFERS-IN IN EXCESS (DEFICIT) OVER EXPENDITURES	$ (3,708)	$ 9,751	$ -	$ 9,870	$ 9,870	$ -	$ -	
	ESTIMATED ENDING FUND BALANCE	**$ 25,041**	**$ 34,792**	**$ 25,041**	**$ 44,662**	**$ 44,662**	**$ 44,662**		

City of Kyle, Texas
Fund Summary Budget Report
HOTEL OCCUPANCY FUND (1350)

Line No.		Actual 2023-24	Actual 2024-25	Approved Budget 2025-26	Year to Date w/Encumbrance 5/31/2026	Current Year Estimate 2025-26	ICM Proposed Budget 2026-27	Proposed $ Increase (Decrease) From FY 2025-26 Approved Budget	Proposed % Increase (Decrease) From FY 2025-26 Approved Budget
	BEGINNING FUND BALANCE	$ 919,405	$ 962,346	$ 744,385	$ 960,956	$ 960,956	$ 986,452		
	REVENUE:								
	Taxes and Other Income								
1	Hotel/Motel Occupancy Tax	$ 615,595	$ 580,703	$ 708,500	$ 421,561	$ 600,759	$ 650,000	$ (58,500)	-8.26%
2	Investment Income	38,456	49,715	25,000	8,983	13,474	15,000	(10,000)	-40.00%
3	Refunds and Reimbursement	-	-	-	-	-	-	-	0.00%
4	Transfer In - General Fund	-	-	-	-	-	-	-	0.00%
	Total Taxes and Other Income	$ 654,052	$ 630,418	$ 733,500	$ 430,544	$ 614,233	$ 665,000	$ (68,500)	-9.34%
	TOTAL REVENUE:	$ 654,052	$ 630,418	$ 733,500	$ 430,544	$ 614,233	$ 665,000	$ (68,500)	-9.34%
	EXPENDITURES:								
	Hotel Tax Expenses								
1	Transfer Out - General Fund	$ 421,313	$ 555,935	$ 575,450	$ 287,725	$ 575,450	$ 164,800	$ (410,650)	-71.36%
2	Transfer Out - Debt Service	-	-	-	-	-	-	-	0.00%
3	Transfer Out - Indirect Support Cost (General Fund)	-	-	954	477	954	954	-	0.00%
4	Transfer Out - Operating Costs (General Fund)	-	-	854	427	854	854	-	0.00%
5	Transfer Out - G/F CIP Projects	-	-	-	-	-	-	-	0.00%
6	Transfer Out - Arts in Public Places	65,000	65,000	-	-	-	-	-	0.00%
7	Community Events/Chamber Membership	10,746	10,766	12,000	10,799	10,799	12,000	-	0.00%
8	Tourism Marketing (GSMP)	35,000	-	75,000	-	-	-	(75,000)	-100.00%
9	Historic Water Tower	-	-	-	-	-	-	-	0.00%
10	Tourism Program Services	-	-	-	-	-	-	-	0.00%
11	Arts in Public Places	-	-	-	-	-	-	-	0.00%
	Total Hotel Tax Expenses	$ 532,059	$ 631,701	$ 664,259	$ 299,428	$ 588,057	$ 178,609	$ (485,650)	-73.11%
	Special Events								
12	Kyle Field Day	$ -	$ -	$ -	$ -	$ -	$ -	$ -	0.00%
13	Kyle Market Days	79,052	108	680	-	680	-	(680)	-100.00%
14	Special Events	-	-	-	-	-	-	-	0.00%
15	Hops & Jalapenos	-	-	-	-	-	-	-	0.00%
16	Kyle Pie in the Sky	-	-	-	-	-	-	-	0.00%
17	Legal Services	-	-	-	-	-	-	-	0.00%
18	Credit Card Fees	-	-	-	-	-	-	-	0.00%
	Total Special Events	$ 79,052	$ 108	$ 680	$ -	$ 680	$ -	$ (680)	-100.00%
	TOTAL EXPENDITURES:	$ 611,111	$ 631,809	$ 664,938	$ 299,428	$ 588,737	$ 178,609	$ (486,330)	-73.14%
	TOTAL REVENUE & TRANSFERS-IN IN EXCESS (DEFICIT) OVER EXPENDITURES	$ 42,941	$ (1,390)	$ 68,562	$ 131,115	$ 25,496	$ 486,391	$ 417,830	
	ESTIMATED ENDING FUND BALANCE	**$ 962,346**	**$ 960,956**	**$ 812,947**	**$ 1,092,071**	**$ 986,452**	**$ 1,472,843**		

City of Kyle, Texas
Fund Summary Budget Status Report
ARTS & CULTURAL COMMISSION FUND (1355)

Line No.		Actual 2023-24	Actual 2024-25	Approved Budget 2025-26	Year to Date w/Encumbrance 5/31/2026	Current Year Estimate 2025-26	ICM Proposed Budget 2026-27	Proposed $ Increase (Decrease) From FY 2025-26 Approved Budget	Proposed % Increase (Decrease) From FY 2025-26 Approved Budget
	BEGINNING FUND BALANCE	$ 2,475	$ 60,726	$ 28,226	$ 83,345	$ 83,345	$ 27,125		
	REVENUE:								
	Contributions & Donations								
1	Donations - Unrestricted	$ -	$ -	$ -	$ -	$ -	$ -	$ -	0.00%
	Total Contributions & Donations	$ -	$ -	$ -	$ -	$ -	$ -	$ -	0.00%
	Transfer Revenue								
2	Transfer In - General Fund	$ -	$ -	$ -	$ -	$ -	$ -	$ -	0.00%
3	Transfer In - HOT Fund	65,000	65,000	-	-	-	-	-	0.00%
	Total Transfer Revenue	$ 65,000	$ 65,000	$ -	$ -	$ -	$ -	$ -	0.00%
	TOTAL REVENUE:	$ 65,000	$ 65,000	$ -	$ -	$ -	$ -	$ -	0.00%
	EXPENDITURES:								
	Contractual Services								
4	Outside Printing	$ -	$ -	$ -	$ -	$ -	$ -	$ -	0.00%
5	Public Notices	145	288	-	-	-	-	-	0.00%
6	Arts in Public Places	6,605	42,093	58,500	56,220	56,220	-	(58,500)	-100.00%
	Total Contractual Services	$ 6,750	$ 42,381	$ 58,500	$ 56,220	$ 56,220	$ -	$ (58,500)	-100.00%
	Commodities								
7	Community Events	$ -	$ -	$ -	$ -	$ -	$ -	$ -	0.00%
	Total Commodities	$ -	$ -	$ -	$ -	$ -	$ -	$ -	0.00%
	TOTAL EXPENDITURES:	$ 6,750	$ 42,381	$ 58,500	$ 56,220	$ 56,220	$ -	$ (58,500)	-100.00%
	TOTAL REVENUE & TRANSFERS-IN IN EXCESS (DEFICIT) OVER EXPENDITURES	$ 58,251	$ 22,619	$ (58,500)	$ (56,220)	$ (56,220)	$ -	$ 58,500	
	ESTIMATED ENDING FUND BALANCE	**$ 60,726**	**$ 83,345**	**$ (30,274)**	**$ 27,125**	**$ 27,125**	**$ 27,125**		

City of Kyle, Texas
Fund Summary Budget Report
COURT SPECIAL REVENUE TECHNOLOGY FUND (1400)

Line No.		Actual 2023-24	Actual 2024-25	Approved Budget 2025-26	Year to Date w/Encumbrance 5/31/2026	Current Year Estimate 2025-26	ICM Proposed Budget 2026-27	Proposed $ Increase (Decrease) From FY 2025-26 Approved Budget	Proposed % Increase (Decrease) From FY 2025-26 Approved Budget
	BEGINNING FUND BALANCE	$ 24,222	$ 22,825	$ 27,911	$ 27,988	$ 27,988	$ 30,829		
	REVENUE:								
1	Technology Fee	$ 9,443	$ 13,419	$ 10,000	7,728	11,652	$ 10,000	$ -	0.00%
	TOTAL REVENUE:	$ 9,443	$ 13,419	$ 10,000	$ 7,728	$ 11,652	$ 10,000	$ -	0.00%
	EXPENDITURES:								
	Technology Expenses								
1	Office Equipment Rental	$ 2,755	$ 2,321	$ 2,500	$ 1,255	$ 1,882	$ 2,500	$ -	0.00%
2	IT Service Maint/License Fees	-	-	-	-	-	-	-	0.00%
3	IT Online Services	-	-	-	-	-	-	-	0.00%
	2. Contractual Services	$ 2,755	$ 2,321	$ 2,500	$ 1,255	$ 1,882	$ 2,500	$ -	0.00%
4	Office Furniture	$ 2,158	$ -	$ 2,500	$ -	$ -	$ 2,500	$ -	0.00%
5	Computer Hardware	5,928	5,935	5,000	6,929	6,929	5,000	-	0.00%
6	Computer Software	-	-	-	-	-	-	-	0.00%
7	Instruments/Apparatus	-	-	-	-	-	-	-	0.00%
8	General Electronic Equipment	-	-	-	-	-	-	-	0.00%
9	Other Office Equipment	-	-	-	-	-	-	-	0.00%
	3. Commodities	$ 8,086	$ 5,935	$ 7,500	$ 6,929	$ 6,929	$ 7,500	$ -	0.00%
10	Transfer Out - General Fund	$ -	$ -	$ -	$ -	$ -	$ -	$ -	0.00%
	7. Transfers	$ -	$ -	$ -	$ -	$ -	$ -	$ -	0.00%
	TOTAL EXPENDITURES & TRANSFERS OUT:	$ 10,840	$ 8,255	$ 10,000	$ 8,184	$ 8,811	$ 10,000	$ -	0.00%
	TOTAL REVENUE & TRANSFERS-IN IN EXCESS (DEFICIT) OVER EXPENDITURES	$ (1,397)	$ 5,164	$ -	$ (455)	$ 2,841	$ -	$ -	
	ESTIMATED ENDING FUND BALANCE	**$ 22,825**	**$ 27,988**	**$ 27,911**	**$ 27,533**	**$ 30,829**	**$ 30,829**		

City of Kyle, Texas
Fund Summary Budget Report
COURT SPECIAL REVENUE SECURITY FUND (1410)

Line No.		Actual 2023-24	Actual 2024-25	Approved Budget 2025-26	Year to Date w/Encumbrance 5/31/2026	Current Year Estimate 2025-26	ICM Proposed Budget 2026-27	Proposed $ Increase (Decrease) From FY 2025-26 Approved Budget	Proposed % Increase (Decrease) From FY 2025-26 Approved Budget
	BEGINNING FUND BALANCE	$ 2,743	$ (1,111)	$ 2,577	$ 2,925	$ 2,925	$ 4,809		
	REVENUE:								
1	Security Fee	$ 11,146	$ 16,035	$ 12,000	$ 9,256	13,884	$ 12,000	$ -	0.00%
2	Transfer In - CSR Judicial Training			-		-	-	-	0.00%
	TOTAL REVENUE:	$ 11,146	$ 16,035	$ 12,000	$ 9,256	$ 13,884	$ 12,000	$ -	0.00%
	EXPENDITURES:								
	Security Expenses								
1	Travel - Training & Conferences	$ -	$ -	$ -	$ -	$ -	$ -	$ -	0.00%
2	Other Contract Services	-	-	-	-	-	-	-	0.00%
	2. Contractual Services	$ -	$ -	$ -	$ -	$ -	$ -	$ -	0.00%
3	General Electronic Equipment	$ -	$ -	$ -	$ -	$ -	$ -	$ -	0.00%
	3. Commodities	$ -	$ -	$ -	$ -	$ -	$ -	$ -	0.00%
4	Computer Equipment	$ -	$ -	$ -	$ -	$ -	$ -	$ -	0.00%
5	Capital Improvements - Construction	-	-	-	-	-	-	-	0.00%
	6. Non-CIP Capital Outlay	$ -	$ -	$ -	$ -	$ -	$ -	$ -	0.00%
6	Transfer Out - GF	$ 15,000	$ 12,000	$ 12,000	$ 6,000	$ 12,000	$ 12,000	$ -	0.00%
	7. Transfers	$ 15,000	$ 12,000	$ 12,000	$ 6,000	$ 12,000	$ 12,000	$ -	0.00%
	TOTAL EXPENDITURES & TRANSFERS OUT:	$ 15,000	$ 12,000	$ 12,000	$ 6,000	$ 12,000	$ 12,000	$ -	0.00%
	TOTAL REVENUE & TRANSFERS-IN IN EXCESS (DEFICIT) OVER EXPENDITURES	$ (3,854)	$ 4,035	$ -	$ 3,256	$ 1,884	$ -	$ -	
	ESTIMATED ENDING FUND BALANCE	**$ (1,111)**	**$ 2,925**	**$ 2,577**	**$ 6,181**	**$ 4,809**	**$ 4,809**		

City of Kyle, Texas
Fund Summary Budget Report
COURT SPECIAL REVENUE JUDICIAL TRAINING FUND (1420)

Line No.		Actual 2023-24	Actual 2024-25	Approved Budget 2025-26	Year to Date w/Encumbrance 5/31/2026	Current Year Estimate 2025-26	ICM Proposed Budget 2026-27	Proposed $ Increase (Decrease) From FY 2025-26 Approved Budget	Proposed % Increase (Decrease) From FY 2025-26 Approved Budget
	BEGINNING FUND BALANCE	$ 2,623	$ 2,428	$ 1,311	$ 2,540	$ 2,540	$ 2,638		
	REVENUE:								
1	Judicial Training Fee	$ 128	$ 112	$ 150	$ 65	98	$ 150	$ -	0.00%
	TOTAL REVENUE:	$ 128	$ 112	$ 150	$ 65	$ 98	$ 150	$ -	0.00%
	EXPENDITURES:								
	Training Expenses								
1	Travel-Training & Conferences	$ 250	$ -	$ 1,250	$ -	$ -	$ 1,250	$ -	0.00%
2	Training Supplies	74	-	-	-	-	-	-	0.00%
3	Transfer Out - CSR Security	-	-	-	-	-	-	-	0.00%
	TOTAL EXPENDITURES & TRANSFERS OUT:	$ 324	$ -	$ 1,250	$ -	$ -	$ 1,250	$ -	0.00%
	TOTAL REVENUE & TRANSFERS-IN IN EXCESS (DEFICIT) OVER EXPENDITURES	$ (195)	$ 112	$ (1,100)	$ 65	$ 98	$ (1,100)	$ -	
	ESTIMATED ENDING FUND BALANCE	**$ 2,428**	**$ 2,540**	**$ 211**	**$ 2,605**	**$ 2,638**	**$ 1,538**		

City of Kyle, Texas
Fund Summary Budget Report
COURT SPECIAL REVENUE CHILD SAFETY FUND (1430)

Line No.		Actual 2023-24	Actual 2024-25	Approved Budget 2025-26	Year to Date w/Encumbrance 5/31/2026	Current Year Estimate 2025-26	ICM Proposed Budget 2026-27	Proposed $ Increase (Decrease) From FY 2025-26 Approved Budget	Proposed % Increase (Decrease) From FY 2025-26 Approved Budget
	BEGINNING FUND BALANCE	$ 29,509	$ 31,164	$ 34,004	$ 33,434	$ 33,434	$ 36,357		
	REVENUE:								
1	Child Safety Fee	$ 1,655	$ 2,270	$ 2,000	$ 1,949	$ 2,923	$ 2,000	$ -	0.00%
	TOTAL REVENUE:	$ 1,655	$ 2,270	$ 2,000	$ 1,949	$ 2,923	$ 2,000	$ -	0.00%
	EXPENDITURES:								
1	Child Safety Expenses	$ -	$ -	$ -	$ -	$ -	$ -	$ -	0.00%
	TOTAL EXPENDITURES & TRANSFERS OUT:	$ -	$ -	$ -	$ -	$ -	$ -	$ -	0.00%
	TOTAL REVENUE & TRANSFERS-IN IN EXCESS (DEFICIT) OVER EXPENDITURES	$ 1,655	$ 2,270	$ 2,000	$ 1,949	$ 2,923	$ 2,000	$ -	
	ESTIMATED ENDING FUND BALANCE	**$ 31,164**	**$ 33,434**	**$ 36,004**	**$ 35,383**	**$ 36,357**	**$ 38,357**		

City of Kyle, Texas
Fund Summary Budget Report
DEBT SERVICE FUND (1510)

Line No.		Actual 2023-24	Actual 2024-25	Approved Budget 2025-26	Year to Date w/Encumbrance 5/31/2026	Current Year Estimate 2025-26	ICM Proposed Budget 2026-27	Proposed $ Increase (Decrease) From FY 2025-26 Approved Budget	Proposed % Increase (Decrease) From FY 2025-26 Approved Budget
	BEGINNING FUND BALANCE	$ 363,051	$ (927,382)	$ 1,572,838	$ (1,866,128)	$ (1,866,128)	$ (6,525,086)		
	REVENUE:								
	Property Taxes								
1	Property Taxes - Current	$ 12,156,011	$ 12,270,316	$ 24,285,521	$ 19,207,826	$ 19,406,826	$ 19,591,982	$ (4,693,539)	-19.33%
2	Property Taxes - Delinquent	(101,392)	(1,186)	5,350	(28,323)	(28,323)	5,725	375	7.00%
3	Property Taxes - Rollbacks	10,732	128,103	53,500	38,126	38,126	57,245	3,745	7.00%
4	Property Taxes - P & I	49,127	59,444	26,750	47,251	47,251	28,623	1,873	7.00%
	Total Property Taxes	$ 12,114,478	$ 12,456,677	$ 24,371,121	$ 19,264,879	$ 19,463,879	$ 19,683,574	$ (4,687,547)	-19.23%
	Investment Income & Other								
5	Investment Income	$ -	$ -	$ -	$ -	$ -	$ -	$ -	0.00%
6	Claims and Reimbursement	-	-	-	-	-	-	-	0.00%
7	Refunds	-	-	-	-	-	-	-	0.00%
	Total Investment Income & Other	$ -	$ -	$ -	$ -	$ -	$ -	$ -	0.00%
	Transfer In								
8	Transfer In - Utility Operating	$ -	$ -	$ -	$ -	$ -	$ -	$ -	0.00%
9	Transfer In - General Fund	85,339	-	-	-	-	-	-	0.00%
10	Transfer In - TIRZ #2 Fund	-	-	-	-	-	-	-	0.00%
11	Transfer In - HOT Fund	-	-	-	-	-	-	-	0.00%
12	Transfer In - Water Operating	398,326	454,693	370,003	185,001	370,003	392,028	370,003	100.00%
13	Transfer In - Wastewater Operating	62,173	70,961	57,714	28,857	57,714	61,169	57,714	100.00%
14	Transfer In - 2007 CO Bond Fund	-	-	-	-	-	-	-	0.00%
15	Transfer In - 2008 CO Bond Fund	-	-	-	-	-	-	-	0.00%
16	Transfer In - 2009 Tax Notes	-	-	-	-	-	-	-	0.00%
17	Transfer In - 2010 CO Bond Fund	-	-	-	-	-	-	-	0.00%
18	Transfer In - 2014 Tax Notes	-	-	-	-	-	-	-	0.00%
	Total Transfer In	$ 545,838	$ 525,654	$ 427,717	$ 213,858	$ 427,717	$ 453,197	$ 427,717	100.00%
	TOTAL REVENUE AND TRANSFERS IN:	$ 12,660,316	$ 12,982,331	$ 24,798,838	$ 19,478,737	$ 19,891,596	$ 20,136,771	$ (4,259,830)	-17.18%

		Actual 2023-24	Actual 2024-25	Approved Budget 2025-26	Year to Date w/Encumbrance 5/31/2026	Current Year Estimate 2025-26	ICM Proposed Budget 2026-27	Proposed $ Increase (Decrease) From FY 2025-26 Approved Budget	Proposed % Increase (Decrease) From FY 2025-26 Approved Budget
	EXPENDITURES:								
1	Bank Charges/Paying Agent Fees	$ 6,618	$ 3,650	$ -	$ 2,300	$ 2,500	$ -	$ -	0.00%
2	Bond Defeasance Fee	-	10,000	-	-	-	-	-	0.00%
3	Penalties & Interest	-	-	-	-	-	-	-	0.00%
4	2009 GO Refunding Int	-	-	-	-	-	-	-	0.00%
5	2009 GO Refunding Principal	-	-	-	-	-	-	-	0.00%
6	2010 Series CO Interest	-	-	-	-	-	-	-	0.00%
7	2010 Series CO Principal	-	-	-	-	-	-	-	0.00%
8	2011 GO Refunding Interest	-	-	-	-	-	-	-	0.00%
9	2011 GO Refunding Principal	-	-	-	-	-	-	-	0.00%
10	2013 GO Refunding Interest	30,336	28,275	25,457	12,723	25,457	22,518	(2,939)	-11.54%
11	2013 GO Refunding Principal	68,706	70,712	73,248	-	73,248	76,228	2,980	4.07%
12	2013 Series GO Interest	144,148	114,898	76,748	38,374	76,748	64,748	(12,000)	-15.64%
13	2013 Series GO Principal	275,000	1,285,000	300,000	-	300,000	315,000	15,000	5.00%
14	2014 Tax Notes Interest	-	-	-	-	-	-	-	0.00%
15	2014 Tax Notes Principal	-	-	-	-	-	-	-	0.00%
16	2014 GO Refunding Interest	278,800	235,600	176,200	88,100	176,200	114,400	(61,800)	-35.07%
17	2014 GO Refunding Principal	1,080,000	1,485,000	1,545,000	-	1,545,000	1,605,000	60,000	3.88%
18	2015 GO and Refunding Interest	962,050	881,450	797,450	398,725	797,450	710,050	(87,400)	-10.96%
19	2015 GO and Refunding Principal	2,015,000	2,100,000	2,185,000	-	2,185,000	1,530,000	(655,000)	-29.98%
20	2016 GO Refunding Interest	59,937	46,221	39,252	19,626	39,252	39,252	-	0.00%
21	2016 GO Refunding Principal	449,757	464,625	-	-	-	247,181	247,181	0.00%
22	2017 Series CO Interest	-	-	-	-	-	-	-	0.00%
23	2017 Series CO Principal	-	-	-	-	-	-	-	0.00%
24	2020 Series CO Interest	-	-	-	-	-	-	-	0.00%
25	2020 Series CO Principal	-	-	-	-	-	-	-	0.00%
26	2020 GO Refunding Interest	78,677	60,885	51,053	25,527	51,053	44,424	(6,629)	-12.98%
27	2020 GO Refunding Principal	590,810	302,170	220,990	-	220,990	225,500	4,510	2.04%
28	2022 GO Bond Interest	1,371,550	1,321,300	1,268,550	634,275	1,268,550	1,213,050	(55,500)	-4.38%
29	2022 GO Bond Principal	1,005,000	1,055,000	1,110,000	-	1,110,000	1,165,000	55,000	4.95%
30	2023 GO Bond Interest	3,118,125	2,008,750	1,943,000	971,500	1,943,000	1,874,000	(69,000)	-3.55%
31	2023 GO Bond Principal	1,400,000	1,315,000	1,380,000	-	1,380,000	1,450,000	70,000	5.07%
32	2025 GO Bond Interest	-	-	2,065,500	1,054,667	2,065,500	2,022,500	(43,000)	-2.08%
33	2025 GO Bond Principal	-	-	8,915,000	-	8,915,000	650,000	(8,265,000)	-92.71%
34	2025 CO Bond Interest	-	-	729,125	348,438	729,125	708,250	(20,875)	-2.86%
35	2025 CO Bond Principal	-	-	475,000	-	475,000	465,000	(10,000)	-2.11%
	2. Contractual Services	$ 12,934,513	$ 12,788,535	$ 23,376,572	$ 3,594,254	$ 23,379,072	$ 14,542,101	$ (8,834,472)	-37.79%

		Actual 2023-24	Actual 2024-25	Approved Budget 2025-26	Year to Date w/Encumbrance 5/31/2026	Current Year Estimate 2025-26	ICM Proposed Budget 2026-27	Proposed $ Increase (Decrease) From FY 2025-26 Approved Budget	Proposed % Increase (Decrease) From FY 2025-26 Approved Budget
36	Interfund Transfers Out	$ -	$ -	$ -	$ -	$ -	$ -	$ -	0.00%
37	Transfer Out - 2020 CO Bond Fund	-	-	-	-	-	-	-	0.00%
38	Transfer Out - TIRZ #2	(139,088)	-	-	-	-	-	-	0.00%
39	Transfer Out - TIRZ #1 I&S	523,900	576,290	576,290	288,145	576,290	576,290	-	0.00%
40	Transfer Out - TIRZ #2 I&S	622,786	556,253	595,191	297,595	595,191	636,854	41,663	7.00%
41	Transfer Out - TIRZ #3 I&S	3	-	-	-	-	-	-	0.00%
42	Transfer Out - TIRZ #4 I&S	8,588	-	-	-	-	-	-	0.00%
43	Transfer Out - TIRZ #5 I&S	48	-	-	-	-	-	-	0.00%
44	Transfer Out - TIRZ #6 I&S	-	-	-	-	-	-	-	0.00%
45	Transfer Out - WW Impact	-	-	-	-	-	-	-	0.00%
46	Transfer Out - 2022 GO Road Bond	-	-	-	-	-	-	-	0.00%
	7. Transfers	$ 1,016,236	$ 1,132,543	$ 1,171,481	$ 585,740	$ 1,171,481	$ 1,213,144	$ 41,663	3.56%
	TOTAL EXPENDITURES:	$ 13,950,749	$ 13,921,078	$ 24,548,053	$ 4,179,994	$ 24,550,553	$ 15,755,245	$ (8,792,809)	-35.82%
	TOTAL REVENUE & TRANSFERS-IN IN EXCESS (DEFICIT) OVER EXPENDITURES	$ (1,290,433)	$ (938,747)	$ 250,784	$ 15,298,743	$ (4,658,957)	$ 4,381,527	$ 4,532,978	
	ESTIMATED ENDING FUND BALANCE	**$ (927,382)**	**$ (1,866,128)**	**$ 1,823,622**	**$ 13,432,615**	**$ (6,525,086)**	**$ (2,143,559)**		

City of Kyle, Texas
Fund Summary Budget Report
HEROES MEMORIAL DONATION FUND (1531)

Line No.		Actual 2023-24	Actual 2024-25	Approved Budget 2025-26	Year to Date w/Encumbrance 5/31/2026	Current Year Estimate 2025-26	ICM Proposed Budget 2026-27	Proposed $ Increase (Decrease) From FY 2025-26 Approved Budget	Proposed % Increase (Decrease) From FY 2025-26 Approved Budget
	BEGINNING FUND BALANCE	$ 68,387	$ 68,387	$ 68,387	$ (4,463)	$ (4,463)	$ (4,463)		
	REVENUE:								
1	Hereos Memorial Donations	$ -	$ -	$ -	$ -	-	$ -	$ -	0.00%
	TOTAL REVENUE:	$ -	$ -	$ -	$ -	$ -	$ -	$ -	0.00%
	EXPENDITURES:								
	Non-Departmental								
2	Travel-Training & Conferences	$ -	$ 68,387	$ -	$ -	$ -	$ -	$ -	0.00%
	Total Non-Departmental	$ -	$ 68,387	$ -	$ -	$ -	$ -	$ -	0.00%
	Heroes Memorial								
3	Travel-Training & Conferences	$ -	$ 4,463	$ -	$ -	$ -	$ -	$ -	0.00%
	Total Heroes Memorial	$ -	$ 4,463	$ -	$ -	$ -	$ -	$ -	0.00%
	TOTAL EXPENDITURES & TRANSFERS OUT:	$ -	$ 72,850	$ -	$ -	$ -	$ -	$ -	0.00%
	TOTAL REVENUE & TRANSFERS-IN IN EXCESS (DEFICIT) OVER EXPENDITURES	$ -	$ (72,850)	$ -	$ -	$ -	$ -	$ -	
	ESTIMATED ENDING FUND BALANCE	**$ 68,387**	**$ (4,463)**	**$ 68,387**	**$ (4,463)**	**$ (4,463)**	**$ (4,463)**		

City of Kyle, Texas
Fund Summary Budget Status Report
CIP PARK DEVELOPMENT FUND (1720)

Line No.		Actual 2023-24	Actual 2024-25	Approved Budget 2025-26	Year to Date w/Encumbrance 5/31/2026	Current Year Estimate 2025-26	ICM Proposed Budget 2026-27	Proposed $ Increase (Decrease) From FY 2025-26 Approved Budget	Proposed % Increase (Decrease) From FY 2025-26 Approved Budget
	BEGINNING FUND BALANCE	$ 5,272,403	$ 4,543,652	$ 4,018,420	$ 5,704,932	$ 5,704,932	$ 2,286,690		
	REVENUE:								
	Park Development Fees								
1	Park Development Fees	$ 948,000	$ 702,650	$ 1,500,000	$ 579,000	$ 579,000	$ 550,000	$ (950,000)	-63.33%
2	Park Land Fee	-	-	-	422,300	422,300	-	-	0.00%
3	Revenue - Easement/ROW	-	-	-	-	-	-	-	0.00%
4	Bond Proceeds	-	-	10,000,000	-	-	-	(10,000,000)	-100.00%
	Total Park Development Fees	$ 948,000	$ 702,650	$ 11,500,000	$ 1,001,300	$ 1,001,300	$ 550,000	$ (10,950,000)	-95.22%
	Local Grants								
4	Grant Reimbursement	$ -	$ 32,000	$ -	$ -	$ -	$ -	$ -	0.00%
5	Hays County Support	$ -	$ -	$ -	$ -	$ -	$ -	$ -	0.00%
	Total Local Grants	$ -	$ 32,000	$ -	$ -	$ -	$ -	$ -	0.00%
	Interest/Investment Income								
6	Investment Income	$ 286,014	$ 269,927	$ 200,000	$ 56,253	$ 150,813	$ 20,000	$ (180,000)	-90.00%
	Total Interest/Investment Income	$ 286,014	$ 269,927	$ 200,000	$ 56,253	$ 150,813	$ 20,000	$ (180,000)	-90.00%
	Other								
7	Donations - Parks	$ -	$ -	$ -	$ -	$ -	$ -	$ -	0.00%
8	Transfer In - General Fund	-	2,500,000	-	-	-	-	-	0.00%
9	Transfer In - Hockey Rink Donations Fund	-	-	-	-	-	-	-	0.00%
	Total Other	$ -	$ 2,500,000	$ -	$ -	$ -	$ -	$ -	0.00%
	TOTAL REVENUE AND TRANSFERS IN:	$ 1,234,014	$ 3,504,577	$ 11,700,000	$ 1,057,553	$ 1,152,113	$ 570,000	$ (11,130,000)	-95.13%
	EXPENDITURES:								
	Transfers Out								
10	Transfer Out - Indirect Support Cost (General Fund)	$ -	$ -	$ 114,454	$ 57,227	$ 114,454	$ 114,454	$ -	0.00%
11	Transfer Out - Operating Costs (General Fund)	-	-	102,422	51,211	102,422	102,422	-	0.00%
	Total Transfers Out	$ -	$ -	$ 216,876	$ 108,438	$ 216,876	$ 216,876	$ -	0.00%
	Park Improvements								
12	Park Impv - Other Equipment	$ 242,149	$ -	$ -	$ -	$ -	$ -	$ -	0.00%
13	Real Estate Acquisition	-	-	-	-	-	-	-	0.00%
14	Park Improvements - Waterleaf	13,460	510,446	144,973	(1,373)	244,396	-	(144,973)	-100.00%
15	Park Improvements - Steeplechase	16,994	981,168	305,729	403,250	218,498	750,000	444,271	145.32%
16	Park Improvements - Gregg-Clarke	107,806	6,482	1,435,062	235,062	195,062	-	(1,435,062)	-100.00%
17	Park Improvements - Lake Kyle	64,527	72,270	507,321	173,944	173,944	-	(507,321)	-100.00%
18	Park Improvements - City Square	-	33,765	115,985	115,985	77,604	-	(115,985)	-100.00%

		Actual 2023-24	Actual 2024-25	Approved Budget 2025-26	Year to Date w/Encumbrance 5/31/2026	Current Year Estimate 2025-26	ICM Proposed Budget 2026-27	Increase (Decrease) From FY 2025-26 Approved Budget	Increase (Decrease) From FY 2025-26 Approved Budget
19	Parking Lot Improvements	-	172,479	94,122	94,122	50,000	-	(94,122)	-100.00%
20	Park Improvements - Kyle Pool	3,225	45,117	-	-	-	-	-	0.00%
21	Park Improvements - Ash Pavilion	5,501	-	-	-	-	-	-	0.00%
22	Park Improvements - Plum Creek Trail	2,493	-	-	-	-	-	-	0.00%
23	Festive Lighting - Center St & Center Sq Park	38,737	24,082	-	-	-	-	-	0.00%
24	Festive Lighting - City Wide	81,422	343,277	508,980	518,024	489,457	500,000	(8,980)	-1.76%
25	Kyle Citywide Playground Improvements	-	-	-	-	-	-	-	0.00%
26	Kyle Citywide Park Irrigation System	19	-	-	-	-	-	-	0.00%
27	Kyle Citywide Trail System Improvements	-	-	-	-	-	-	-	0.00%
28	Kensington Trail Development	-	-	-	-	-	-	-	0.00%
29	Kyle Citywide Park Cameras	93,611	-	-	-	-	-	-	0.00%
30	Aeration at Cool Springs & Lineberger Lake	132,309	-	-	-	-	-	-	0.00%
31	Inclusive Playground	-	-	-	-	-	-	-	0.00%
32	KRUG Improvements	18,076	-	82,000	47,000	28,880	-	(82,000)	-100.00%
33	Park Restrooms	695,047	46,903	-	-	-	-	-	0.00%
34	Lake Kensington Park	-	-	-	-	-	-	-	0.00%
35	Plum Creek Trail East	-	-	2,700,000	-	-	-	(2,700,000)	-100.00%
36	Community Gardens	199,859	5,280	-	-	-	-	-	0.00%
37	Mary Kyle Hartson Restroom	-	-	899,759	899,759	150,000	749,759	(150,000)	-16.67%
38	Mary Kyle Hartson Fountain	-	-	140,000	-	-	-	(140,000)	-100.00%
39	Silverado Park Acquisition	-	102,028	-	-	-	-	-	0.00%
	Total Park Improvements	$ 1,715,233	$ 2,343,297	$ 6,933,930	$ 2,485,771	$ 1,627,841	$ 1,999,759	$ (4,934,171)	-71.16%
	Park Improvements - Steeplechase Splash Pad & Assoc. Improvements								
40	Capital Improvements - Construction	$ 247,532	$ -	$ 350,241	$ -	$ -	$ -	$ (350,241)	-100.00%
41	Engineering Services - Capital Outlay	-	-	-	-	-	-	-	0.00%
	Total Park Improvements - Steeplechase Splash Pad	$ 247,532	$ -	$ 350,241	$ -	$ -	$ -	$ (350,241)	-100.00%
	Gregg-Clarke Splash Pad								
42	Gregg-Clarke Splash Pad	$ -	$ -	$ 1,250,000	$ 58,067	$ -	$ -	$ (1,250,000)	-100.00%
	Total Gregg-Clarke Splash Pad	$ -	$ -	$ 1,250,000	$ 58,067	$ -	$ -	$ (1,250,000)	-100.00%
	Skatepark at Gregg-Clarke Park								
42	Capital Improvements - Construction	$ -	$ -	$ 5,315,777	$ 2,815,901	$ 2,697,288	$ -	$ (5,315,777)	-100.00%
	Total Skatepark at Gregg-Clarke Park	$ -	$ -	$ 5,315,777	$ 2,815,901	$ 2,697,288	$ -	$ (5,315,777)	-100.00%
	Arts in Public Places								
43	Arts in Public Places	$ -	$ -	$ 100,000	$ 28,350	$ 28,350	$ -	$ (100,000)	-100.00%
	Total Arts in Public Places	$ -	$ -	$ 100,000	$ 28,350	$ 28,350	$ -	$ (100,000)	-100.00%
	TOTAL EXPENDITURES:	$ 1,962,765	$ 2,343,297	$ 14,166,824	$ 5,496,527	$ 4,570,355	$ 2,216,635	$ (11,950,188)	-84.35%
	TOTAL REVENUE & TRANSFERS-IN IN EXCESS (DEFICIT) OVER EXPENDITURES	$ (728,751)	$ 1,161,280	$ (2,466,824)	$ (4,438,974)	$ (3,418,242)	$ (1,646,635)	$ 820,188	
	ESTIMATED ENDING FUND BALANCE	**$ 4,543,652**	**$ 5,704,932**	**$ 1,551,596**	**$ 1,265,958**	**$ 2,286,690**	**$ 640,054**		

City of Kyle, Texas
Fund Summary Budget Status Report
2015 GO BOND FUND (1920)

	Actual 2023-24	Actual 2024-25	Approved Budget 2025-26	Year to Date w/Encumbrance 5/31/2026	Current Year Estimate 2025-26	ICM Proposed Budget 2026-27	Proposed $ Increase (Decrease) From FY 2025-26 Approved Budget	Proposed % Increase (Decrease) From FY 2025-26 Approved Budget
BEGINNING FUND BALANCE	$ 1,725,148	$ 1,725,148	$ 1,725,148	$ 1,725,148	$ 1,725,148	$ 1,725,148		
Line No.								
REVENUE:								
TOTAL REVENUE:	$ -	$ -	$ -	$ -	$ -	$ -	$ -	0.00%
EXPENDITURES:								
TOTAL EXPENDITURES:	$ -	$ -	$ -	$ -	$ -	$ -	$ -	0.00%
TOTAL REVENUE & TRANSFERS-IN IN EXCESS (DEFICIT) OVER EXPENDITURES	$ -	$ -	$ -	$ -	$ -	$ -	$ -	
ESTIMATED ENDING FUND BALANCE	**$ 1,725,148**	**$ 1,725,148**	**$ 1,725,148**	**$ 1,725,148**	**$ 1,725,148**	**$ 1,725,148**		

City of Kyle, Texas
Fund Summary Budget Status Report
2020 CO BOND (WWTP) FUND (1950)

Line No.		Actual 2023-24	Actual 2024-25	Approved Budget 2025-26	Year to Date w/Encumbrance 5/31/2026	Current Year Estimate 2025-26	ICM Proposed Budget 2026-27	Proposed $ Increase (Decrease) From FY 2025-26 Approved Budget	Proposed % Increase (Decrease) From FY 2025-26 Approved Budget
	BEGINNING FUND BALANCE	$ 1,074,584	$ 1,052,850	$ 1,852,698	$ 1,052,850	$ 1,052,850	$ 1,052,850		
	REVENUE:								
1	Developer Contributions	$ -	$ -	$ -	$ -	$ -	$ -	$ -	0.00%
2	Investment Income	3,624	-	-	-	-	-	-	0.00%
3	Bond Proceeds	-	-	-	-	-	-	-	0.00%
4	Bond Premium	-	-	-	-	-	-	-	0.00%
5	Transfer In - General Fund	-	-	-	-	-	-	-	0.00%
6	Transfer In - Wastewater CIP	-	-	-	-	-	-	-	0.00%
7	Transfer In - I & S Fund	-	-	-	-	-	-	-	0.00%
8	Transfer In - Wastewater Operating	-	-	-	-	-	-	-	0.00%
	TOTAL REVENUE:	$ 3,624	$ -	$ -	$ -	$ -	$ -	$ -	0.00%
	EXPENDITURES:								
	WWTP Expansion								
9	Ribbon Cutting/Groundbreaking Events Supplies	$ -	$ -	$ -	$ -	$ -	$ -	$ -	0.00%
10	Capital Improvement - Construction	-	-	-	-	-	-	-	0.00%
11	Easement & ROW Acquisition	-	-	-	-	-	-	-	0.00%
12	Legal Services - Capital Outlay	-	-	-	-	-	-	-	0.00%
13	Engineering Svc-Capital Outlay	-	-	-	-	-	-	-	0.00%
14	Construction Management-Capital Outlay	-	-	-	-	-	-	-	0.00%
15	Transfer Out - Wastewater Fund	25,358	-	-	-	-	-	-	0.00%
	Total WWTP Expansion	$ 25,358	$ -	$ -	$ -	$ -	$ -	$ -	0.00%
	TOTAL EXPENDITURES:	$ 25,358	$ -	$ -	$ -	$ -	$ -	$ -	0.00%
	TOTAL REVENUE & TRANSFERS-IN IN EXCESS (DEFICIT) OVER EXPENDITURES	$ (21,734)	$ -	$ -	$ -	$ -	$ -	$ -	
	ESTIMATED ENDING FUND BALANCE	**$ 1,052,850**	**$ 1,052,850**	**$ 1,852,698**	**$ 1,052,850**	**$ 1,052,850**	**$ 1,052,850**		

City of Kyle, Texas
Fund Summary Budget Status Report
2020 GO BOND PD/PARKS FUND (1951)

Line No.		Actual 2023-24	Actual 2024-25	Approved Budget 2025-26	Year to Date w/Encumbrance 5/31/2026	Current Year Estimate 2025-26	ICM Proposed Budget 2026-27	Proposed $ Increase (Decrease) From FY 2025-26 Approved Budget	Proposed % Increase (Decrease) From FY 2025-26 Approved Budget
	BEGINNING FUND BALANCE	$ 4,221,327	$ 1,857,540	$ 7,664,797	$ 5,406,225	$ 5,406,225	$ 3,603,087		
	REVENUE:								
1	Investment Income	$ 166,820	$ 17,081	$ -	$ 128,628	$ 218,537	$ 100,000	$ 100,000	77.74%
2	Bond Proceeds	-	6,893,246	-	-	-	-	-	0.00%
3	Bond Premium	-	186,057	-	-	-	-	-	0.00%
4	Hays County Reimbursement	321,334	-	6,210,362	-	-	4,385,000	(1,825,362)	0.00%
5	Transfer In - 2022 General Fund	-	-	-	-	-	-	-	0.00%
6	Transfer In - 2022 GO Bond Fund	-	-	-	-	-	-	-	0.00%
	TOTAL REVENUE:	$ 488,154	$ 7,096,384	$ 6,210,362	$ 128,628	$ 218,537	$ 4,485,000	$ (1,725,362)	-27.78%
	EXPENDITURES:								
	Transfers Out								
7	Transfer Out - Indirect Support Cost (General F	$ -	$ -	$ 79,037	$ 39,518	$ 79,037	$ 79,037	$ -	0.00%
8	Transfer Out - Operating Costs (General Fund)	-	-	70,728	35,364	70,728	70,728	-	0.00%
	Total Transfers Out	$ -	$ -	$ 149,764	$ 74,882	$ 149,764	$ 149,764	$ -	0.00%
	Cost of Issuance								
9	Bank Charges/Paying Agent Fees	$ -	$ 40,112	$ -	$ -	$ -	$ -	$ -	0.00%
10	Underwriter's Discount	-	38,821	-	-	-	-	-	0.00%
	Total Cost of Issuance	$ -	$ 78,933	$ -	$ -	$ -	$ -	$ -	0.00%
	Public Safety Center Building								
11	Travel - City Business	$ -	$ -	$ -	$ -	$ -	$ -	$ -	0.00%
12	Other Contract Services	-	-	-	-	-	-	-	0.00%
13	Furniture, Fixtures, & Equipment	228,760	54,988	11,607	11,607	8,274	-	(11,607)	-100.00%
14	Computer Hardware & Equipment	177,884	-	-	-	-	-	-	0.00%
15	Advertising	-	-	-	-	-	-	-	0.00%
16	Public Notices	-	-	-	-	-	-	-	0.00%
17	Capital Improvement - Construction	1,501,803	-	-	-	-	-	-	0.00%
18	Legal Services - Capital Outlay	-	-	-	-	-	-	-	0.00%
19	Engineering Services - Capital Outlay	-	-	-	-	-	-	-	0.00%
20	Owner's Rep Services - Capital Outlay	-	-	-	-	-	-	-	0.00%
21	Architectural Services - Capital Outlay	8,750	-	-	-	-	-	-	0.00%
	Total Public Safety Center Building	$ 1,917,198	$ 54,988	$ 11,607	$ 11,607	$ 8,274	$ -	$ (11,607)	-100.00%

		Actual 2023-24	Actual 2024-25	Approved Budget 2025-26	Year to Date w/Encumbrance 5/31/2026	Current Year Estimate 2025-26	ICM Proposed Budget 2026-27	Proposed $ Increase (Decrease) From FY 2025-26 Approved Budget	Proposed % Increase (Decrease) From FY 2025-26 Approved Budget
	Recreational Fields								
22	Legal Services - Capital Outlay	$ 7,231	$ -	$ -	$ -	$ -	$ -	$ -	0.00%
23	Capital Improvement - Construction	-	2,111,247	-	-	-	-	-	0.00%
24	Capital Improvement - Construction	-	-	8,750,000	-	-	1,000,000	(7,750,000)	-88.57%
25	Architectural Services - Capital Outlay	93,052	683,185	245,672	2,493,818	1,099,983	1,000,000	754,328	307.05%
	Total Recreational Fields	$ 100,283	$ 2,794,432	$ 8,995,672	$ 2,493,818	$ 1,099,983	$ 2,000,000	$ (6,995,672)	-77.77%
	Plum Creek Recreational Trail East of I-35								
26	Heavy Equipment	$ 249,149	$ -	$ -	$ -	$ -	$ -	$ -	0.00%
27	Legal Services - Capital Outlay	-	-	-	-	-	-	-	0.00%
28	Capital Improvement - Construction	30,334	165,625	2,920,320	89,677	89,677	700,000	(2,220,320)	-76.03%
29	Engineering Services - Capital Outlay	33,308	222,422	301,960	317,960	153,174	100,000	(201,960)	-66.88%
30	Architectural Services - Capital Outlay	-	-	-	-	-	-	-	0.00%
	Total Plum Creek Recreational Trail East of I-35	$ 312,791	$ 388,047	$ 3,222,280	$ 407,637	$ 242,851	$ 800,000	$ (2,422,280)	-75.17%
	Gregg-Clarke Park Incl Skate Park & Amenities								
31	Legal Services - Capital Outlay	$ -	$ -	$ -	$ -	$ -	$ -	$ -	0.00%
32	Capital Improvement - Construction	209,170	231,300	1,310,147	539,300	520,804	-	(1,310,147)	-100.00%
33	Architectural Services - Capital Outlay	-	-	-	-	-	-	-	0.00%
	Total Gregg-Clarke Park Incl Skate Park & Amenit	$ 209,169.54	$ 231,300.00	$ 1,310,147.37	$ 539,300	$ 520,804	$ -	$ (1,310,147)	-100.00%
	Gregg-Clarke Park - Splash Pad								
34	Capital Improvement - Construction	$ 312,500	$ -	$ -	$ -	$ -	$ -	$ -	0.00%
	Total Gregg-Clarke Park - Splash Pad	$ 312,500	$ -	$ -	$ -	$ -	$ -	$ -	0.00%
	TOTAL EXPENDITURES:	$ 2,851,941	$ 3,547,699	$ 13,689,471	$ 3,527,244	$ 2,021,675	$ 2,949,764	$ (10,739,707)	-78.45%
	TOTAL REVENUE & TRANSFERS-IN IN EXCESS (DEFICIT) OVER EXPENDITURES	$ (2,363,787)	$ 3,548,685	$ (7,479,109)	$ (3,398,616)	$ (1,803,138)	$ 1,535,236	$ 9,014,345	
	ESTIMATED ENDING FUND BALANCE	**$ 1,857,540**	**$ 5,406,225**	**$ 185,688**	**$ 2,007,609**	**$ 3,603,087**	**$ 5,138,322**		

City of Kyle, Texas
Fund Summary Budget Status Report
2022 GO ROAD BOND FUND (1952)

Line No.		Actual 2023-24	Actual 2024-25	Approved Budget 2025-26	Year to Date w/Encumbrance 5/31/2026	Current Year Estimate 2025-26	ICM Proposed Budget 2026-27	Proposed $ Increase(Decrease) From FY 2025-26 Approved Budget	Proposed % Increase(Decrease) From FY 2025-26 Approved Budget
	BEGINNING FUND BALANCE	$ 49,389,175	$ 36,850,658	$ 39,540,618	$ 31,227,310	$ 31,227,310	$ (29,148,068)		
	REVENUE:								
1	Investment Income	$ 2,338,522	$ 1,370,240	$ 1,500,000	$ (101,694)	$ 113,290	$ -	$ (1,500,000)	1475.02%
2	Bond Proceeds	-	38,306,754	91,500,000	-	-	-	(91,500,000)	0.00%
3	Bond Premium	-	1,033,943	-	-	-	-	-	0.00%
4	Bond - Accrued Interest	-	-	-	-	-	-	-	0.00%
5	Transfer In - General Fund	-	-	-	-	-	-	-	0.00%
6	Transfer In - I & S Fund	-	-	-	-	-	-	-	0.00%
	TOTAL REVENUE:	$ 2,338,522	$ 40,710,937	$ 93,000,000	$ (101,694)	$ 113,290	$ -	$ (93,000,000)	-100.00%
	EXPENDITURES:								
	Non-Departmental								
7	Services - Consulting/Marketing	$ -	$ -	$ -	$ -	$ -	$ -	$ -	0.00%
8	Transfer Out - General Fund	-	-	-	-	-	-	-	0.00%
9	Transfer Out - Indirect Support Cost (General Func	-	-	826,488	413,244	826,488	826,488	-	0.00%
10	Transfer Out - Operating Costs (General Fund)	-	-	739,604	369,802	739,604	739,604	-	0.00%
11	Transfer Out - 2020 GO Bond Fund	-	3,850,000	-	-	-	-	-	0.00%
	Non-Departmental	$ -	$ 3,850,000	$ 1,566,093	$ 783,046	$ 1,566,092	$ 1,566,093	$ -	0.00%
	Cost of Issuance								
12	Legal Services	$ -	$ -	$ -	$ -	$ -	$ -	$ -	0.00%
13	Bank Charges/Paying Agent Fees	-	222,907	-	-	-	-	-	0.00%
14	Financial Consulting Services	-	-	-	-	-	-	-	0.00%
15	Underwriter's Discount	-	215,733	-	-	-	-	-	0.00%
	Cost of Issuance	$ -	$ 438,640	$ -	$ -	$ -	$ -	$ -	0.00%
	Road Bond Engineering Mgt Svcs								
16	Public Notices	$ -	$ -	$ -	$ -	$ -	$ -	$ -	0.00%
17	Services - Public Education	-	-	-	-	-	-	-	0.00%
18	Legal Services - Capital Outlay	-	-	-	-	-	-	-	0.00%
19	Engineering Services - Capital Outlay	-	-	-	-	-	-	-	0.00%
20	Project Management - Capital Outlay	1,616,521	5,218,257	7,293,659	5,122,947	3,611,764	994,000	(6,299,659)	-86.37%
21	TxDOT Coordination - Capital Outlay	-	62,490	29,830	121,445	54,440	-	(29,830)	-100.00%
22	Public Notices - Capital Outlay	-	-	-	-	-	-	-	0.00%
	Total Road Bond Engineering Mgt Svcs	$ 1,616,521	$ 5,280,747	$ 7,323,489	$ 5,244,392	$ 3,666,204	$ 994,000	$ (6,329,489)	-86.43%

		Actual 2023-24	Actual 2024-25	Approved Budget 2025-26	Year to Date w/Encumbrance 5/31/2026	Current Year Estimate 2025-26	ICM Proposed Budget 2026-27	Proposed $ Increase(Decrease) From FY 2025-26 Approved Budget	Proposed % Increase(Decrease) From FY 2025-26 Approved Budget
	Windy Hill Road (Purple Martin Ave to IH 35 Frontage Rd.)								
23	Public Notices	$ -	$ -	$ -	$ -	$ -	$ -	$ -	0.00%
24	Capital Improvement - Construction	-	-	-	-	-	-	-	0.00%
25	Easement & ROW Acquisition	4,500	234,295	-	-	-	-	-	0.00%
26	Legal Services - Capital Outlay	12,168	37,484	-	42,012	42,012	-	-	0.00%
27	Engineering Services - Capital Outlay	768,266	449,347	9,577,229	10,293,934	5,090,430	5,808,000	(3,769,229)	-39.36%
28	Surveying Services - Capital Outlay	-	-	-	-	-	-	-	0.00%
	Total Windy Hill Road (Purple Martin Ave to IH 35 Fror	$ 784,934	$ 721,127	$ 9,577,229	$ 10,335,946	$ 5,132,442	$ 5,808,000	$ (3,769,229)	-39.36%
	Bebee Road (Frontage Rd to Goforth Rd/CR157								
29	Public Notices	$ -	$ -	$ -	$ -	$ -	$ -	$ -	0.00%
30	Capital Improvement - Construction	-	-	-	-	-	-	-	0.00%
31	Easement & ROW Acquisition	500	17,892	-	1,912,488	1,912,869	-	-	0.00%
32	Legal Services - Capital Outlay	26,566	46,812	-	65,753	65,753	-	-	0.00%
33	Engineering Services - Capital Outlay	1,674,278	3,716,275	26,499,176	3,587,898	2,838,086	1,724,000	(24,775,176)	-93.49%
34	Surveying Services - Capital Outlay	-	100	-	-	-	-	-	0.00%
	Total Bebee Road (Frontage Rd to Goforth Rd/CR157	$ 1,701,344	$ 3,781,078	$ 26,499,176	$ 5,566,139	$ 4,816,708	$ 1,724,000	$ (24,775,176)	-93.49%
	Marketplace Ave. (FM 1626 to Marketplace-Existing)								
35	Public Notices	$ -	$ -	$ -	$ -	$ -	$ -	$ -	0.00%
36	Document Processing/Filing Fee	-	167	-	-	-	-	-	0.00%
37	Capital Improvement - Construction	-	7,170,837	1,422,039	1,456,204	1,318,643	-	(1,422,039)	-100.00%
38	Easement & ROW Acquisition	59,970	192,514	-	-	-	-	-	0.00%
39	Legal Services - Capital Outlay	30,267	11,912	-	3,857	3,857	-	-	0.00%
40	Engineering Services - Capital Outlay	653,561	230,689	24,213	24,213	24,213	-	(24,213)	-100.00%
41	Surveying Services - Capital Outlay	-	-	-	-	-	-	-	0.00%
42	Public Notices - Capital Outlay	130	280	-	-	-	-	-	0.00%
	Total Marketplace Ave. (FM 1626 to Marketplace-Exist	$ 743,927	$ 7,606,399	$ 1,446,252	$ 1,484,274	$ 1,346,713	$ -	$ (1,446,252)	-100.00%
	Kyle Parkway / Lehman Ext (Dacy Ln to Bunton Creek Rd)								
43	Public Notices	$ -	$ -	$ -	$ -	$ -	$ -	$ -	0.00%
44	Relocation Assistance	-	8,939	-	97,991	97,991			
45	Capital Improvement - Construction	-	-	-	3,728	3,728	-	-	0.00%
46	Easement & ROW Acquisition	17,700	4,701,760	-	1,450,843	1,976,158	-	-	0.00%
47	Legal Services - Capital Outlay	49,412	49,381	-	40,093	80,181	-	-	0.00%
48	Engineering Services - Capital Outlay	828,897	1,844,182	9,676,090	916,990	2,279,555	12,887,000	3,210,910	33.18%
49	Surveying Services - Capital Outlay	-	-	-	-	-	-	-	0.00%
	Total Kyle Parkway / Lehman Ext (Dacy Ln to Bunton (	$ 896,009	$ 6,604,263	$ 9,676,090	$ 2,509,646	$ 4,437,612	$ 12,887,000	$ 3,210,910	33.18%
	Bunton Creek Road (Lehman Rd to Porter Cove)								
50	Public Notices	$ -	$ -	$ -	$ -	$ -	$ -	$ -	0.00%
51	Capital Improvement - Construction	-	-	1,264,211	1,264,211	-	-	(1,264,211)	-100.00%
52	Easement & ROW Acquisition	5,000	2,132,784	-	1,822,831	1,722,831	-	-	0.00%
53	Legal Services - Capital Outlay	20,452	54,507	-	46,339	70,509	-	-	0.00%
54	Engineering Services - Capital Outlay	811,607	2,935,402	18,927,201	568,000	568,000	16,607,000	(2,320,201)	-12.26%
55	Surveying Services - Capital Outlay	-	-	-	-	-	-	-	0.00%
	Total Bunton Creek Road (Lehman Rd to Porter Cove)	$ 837,059	$ 5,122,693	$ 20,191,412	$ 3,701,381	$ 2,361,339	$ 16,607,000	$ (3,584,412)	-17.75%

		Actual 2023-24	Actual 2024-25	Approved Budget 2025-26	Year to Date w/Encumbrance 5/31/2026	Current Year Estimate 2025-26	ICM Proposed Budget 2026-27	Proposed $ Increase(Decrease) From FY 2025-26 Approved Budget	Proposed % Increase(Decrease) From FY 2025-26 Approved Budget
	Kohler's Overpass to Seton (Seton Parkway to Kohler's Crossing)								
56	Public Notices	$ -	$ -	$ -	$ -	$ -	$ -	$ -	0.00%
57	Capital Improvement - Construction	-	2,256,156	36,587,232	36,587,232	19,219,791	-	(36,587,232)	-100.00%
58	Easement & ROW Acquisition	5,525,176	-	-	-	-	-	-	0.00%
59	Legal Services - Capital Outlay	23,475	27,428	-	27,309	27,309	-	-	0.00%
60	Engineering Services - Capital Outlay	1,621,999	2,303,163	30,627,345	3,197,523	2,015,900	26,521,000	(4,106,345)	-13.41%
61	Public Notices - Capital Outlay	-	211	-	-	-	-	-	0.00%
	Total Kohler's Overpass to Seton (Seton Parkway to K	$ 7,170,649	$ 4,586,958	$ 67,214,577	$ 39,812,065	$ 21,263,000	$ 26,521,000	$ (40,693,577)	-60.54%
	Center Street-On System (Veterans Dr to Main St)								
62	Public Notices	$ -	$ -	$ -	$ -		$ -	$ -	0.00%
63	Capital Improvement - Construction	-	-	-	-		-	-	0.00%
64	Easement & ROW Acquisition	750	312,577	-	20,345	20,345	-	-	0.00%
65	Legal Services - Capital Outlay	10,112	82,896	-	22,370	22,370	-	-	0.00%
66	Engineering Services - Capital Outlay	537,333	1,626,711	7,383,072	1,648,576	1,081,532	5,258,000	(2,125,072)	-28.78%
67	Surveying Services - Capital Outlay	-	-	-	-	-	-	-	0.00%
	Total Center Street-On System (Veterans Dr to Main S	$ 548,194	$ 2,022,183	$ 7,383,072	$ 1,691,291	$ 1,124,247	$ 5,258,000	$ (2,125,072)	-28.78%
	Old Stagecoach Road								
68	Public Notices	$ -	$ -	$ -	$ -	$ -	$ -	$ -	0.00%
69	Demolition/Lot Cleaning	-	61,288	-	-	-	-	-	0.00%
70	Tree Location - Capital Outlay	-	35,000	1,746,000	813,214	$ 813,214	-		0.00%
70	Relocation Assistance	-	61,664	-	-		-		0.00%
71	Capital Improvement - Construction	-	11,000	-	23,349,792	8,779,883	-	-	0.00%
72	Easement & ROW Acquisition	3,000	1,090,930	-	1,065,647	1,210,993	-	-	0.00%
73	Legal Services - Capital Outlay	38,431	74,583	278,282	306,197	306,197	-	(278,282)	-100.00%
74	Engineering Services - Capital Outlay	533,971	4,985,493	32,483,801	4,239,301	3,664,023	29,925,000	(2,558,801)	-7.88%
75	Surveying Services - Capital Outlay	3,000	-	-	-	-	-	-	0.00%
76	Public Notices - Capital Outlay	-	239	-	-	-	-	-	0.00%
	Total Old Stagecoach Road	$ 578,402	$ 6,320,197	$ 34,508,083	$ 29,774,152	$ 14,774,310	$ 29,925,000	$ (2,837,083)	-8.22%
	TOTAL EXPENDITURES:	$ 14,877,040	$ 46,334,285	$ 185,385,474	$ 100,902,332	$ 60,488,668	$ 101,290,093	$ (82,349,381)	-44.42%
	TOTAL REVENUE & TRANSFERS-IN IN EXCESS (DEFICIT) OVER EXPENDITURES	$ (12,538,518)	$ (5,623,348)	$ (92,385,474)	$ (101,004,025)	$ (60,375,378)	$ (101,290,093)	$ (10,650,619)	
	ESTIMATED ENDING FUND BALANCE	**$ 36,850,658**	**$ 31,227,310**	**$ (52,844,856)**	**$ (69,776,716)**	**$ (29,148,068)**	**$ (130,438,161)**		

City of Kyle, Texas
Fund Summary Budget Status Report
CO BOND SERIES FOR (WWTP) FUND (1953)

Line No.		Actual 2023-24	Actual 2024-25	Approved Budget 2025-26	Year to Date w/Encumbrance 5/31/2026	Current Year Estimate 2025-26	ICM Proposed Budget 2026-27	Proposed $ Increase (Decrease) From FY 2025-26 Approved Budget	Proposed % Increase (Decrease) From FY 2025-26 Approved Budget
	BEGINNING FUND BALANCE	$ (368,970)	$ (2,913,904)	$ (7,703,060)	$ (13,804,631)	$ (13,804,631)	$ (75,117,236)		
	REVENUE:								
1	Developer Contributions	$ -	$ -	$ -	$ -	$ -	$ -	$ -	0.00%
2	Investment Income	-	-	-	1,703	1,703	-	-	0.00%
3	Bond Proceeds	-	-	88,000,000	-	-	-	(88,000,000)	0.00%
4	Bond Premium	-	-	-	-	-	-	-	0.00%
5	Transfer In - General Fund	-	-	-	-	-	-	-	0.00%
	TOTAL REVENUE:	$ -	$ -	$ 88,000,000	$ 1,703	$ 1,703	$ -	$ (88,000,000)	-100.00%
	EXPENDITURES:								
	Transfers Out								
6	Transfer Out - Water Fund	$ 2,544,934	$ 10,657,287	$ -	$ -	$ -	-	-	0.00%
	Total Transfers Out	$ 2,544,934	$ 10,657,287	$ -	$ -	$ -	$ -	$ -	0.00%
	General Debt I&S								
7	2025 CO Bond Interest	$ -	$ 86,576	$ -	$ 236,846	$ -	476,760	476,760	0.00%
	Total General Debt I&S	$ -	$ 86,576	$ -	$ 236,846	$ -	$ 476,760	$ 476,760	0.00%
	Cost of Issuance								
8	Legal Services	$ -	$ -	$ -	$ -	$ -	$ -	$ -	0.00%
9	Bank Charges/Paying Agent Fees	-	65,520	-	-	-	-	-	0.00%
10	Financial Consulting Services	-	-	-	-	-	-	-	0.00%
11	Underwriter's Discount	-	81,344	-	-	-	-	-	0.00%
	Total Cost of Issuance	$ -	$ 146,864	$ -	$ -	$ -	$ -	$ -	0.00%
	WWTP Expansion PH II, 9 MGD								
12	Ribbon Cutting/Groundbreaking Events Supplies	$ -	$ -	$ -	$ -	$ -	$ -	$ -	0.00%
13	Capital Improvement - Construction	-	-	-	-	-	48,000,000	48,000,000	0.00%
14	Easement & ROW Acquisition	-	-	-	-	-	-	-	0.00%
15	Legal Services - Capital Outlay	-	-	-	-	-	-	-	0.00%
16	Engineering Services - Capital Outlay	-	-	88,517,105	81,954,459	60,034,963	2,000,000	(86,517,105)	-97.74%
17	Construction Management - Capital Outlay	-	-	-	-	500,000	-	-	0.00%
18	Survey Services - Capital Outlay	-	-	-	-	-	-	-	0.00%
19	Public Notices - Capital Outlay	-	-	-	-	-	-	-	0.00%
	Total WWTP Expansion	$ -	$ -	$ 88,517,105	$ 81,954,459	$ 60,534,963	$ 50,000,000	$ (38,517,105)	-43.51%

		Actual 2023-24	Actual 2024-25	Approved Budget 2025-26	Year to Date w/Encumbrance 5/31/2026	Current Year Estimate 2025-26	ICM Proposed Budget 2026-27	Proposed $ Increase (Decrease) From FY 2025-26 Approved Budget	Proposed % Increase (Decrease) From FY 2025-26 Approved Budget
	WWTP Access Road								
20	Legal Services	$ -	$ -	$ 244,602	$ 244,602	$ 213,782	$ -	$ (244,602)	-100.00%
21	Bank Charges/Paying Agent Fees	-	-	19,443	19,443	2,984	-	(19,443)	-100.00%
	Total WWTP Access Road	$ -	$ -	$ 264,045	$ 264,045	$ 216,766	$ -	$ (264,045)	-100.00%
	WWTP Interceptor Improvement (48" upgrade)								
22	Capital Improvement - Construction	$ -	$ -	$ -	$ 257,243	$ 257,243	$ 10,000,000	$ 10,000,000	0.00%
23	Engineering Services - Capital Outlay	-	-	-	26,868	26,868	-	-	0.00%
23	Public Notices - Capital Outlay	-	-	229,083	229,083	229,083	-	(229,083)	-100.00%
24	Public Notices - Capital Outlay	-	-	33,024,385	49,385	49,385	-	(33,024,385)	-100.00%
	Total WWTP Interceptor Improvement (48" upgrade)	$ -	$ -	$ 33,253,468	$ 562,580	$ 562,580	$ 10,000,000	$ (23,253,468)	-69.93%
	TOTAL EXPENDITURES:	$ 2,544,934	$ 10,890,728	$ 122,034,618	$ 83,017,929	$ 61,314,308	$ 60,476,760	$ (61,770,573)	-50.62%
	TOTAL REVENUE & TRANSFERS-IN IN EXCESS (DEFICIT) OVER EXPENDITURES	$ (2,544,934)	$ (10,890,728)	$ (34,034,618)	$ (83,016,226)	$ (61,312,605)	$ (60,476,760)	$ (26,229,427)	
	ESTIMATED ENDING FUND BALANCE	**$ (2,913,904)**	**$ (13,804,631)**	**$ (41,737,678)**	**$ (96,820,858)**	**$ (75,117,236)**	**$ (135,593,997)**		

City of Kyle, Texas
Fund Summary Budget Status Report
CO BOND SERIES FOR (INTERSECTIONS) FUND (1954)

Line No.		Actual 2023-24	Actual 2024-25	Approved Budget 2025-26	Year to Date w/Encumbrance 5/31/2026	Current Year Estimate 2025-26	ICM Proposed Budget 2026-27	Proposed $ Increase(Decrease) From FY 2025-26 Approved Budget	Proposed % Increase(Decrease) From FY 2025-26 Approved Budget
	BEGINNING FUND BALANCE	$ -	$ -	$ -	$ 4,467,668	$ 4,467,668	$ 3,022,949		
	REVENUE:								
1	Investment Income	$ -	$ -	$ -	$ 96,840	$ 205,356	$ -	$ -	0.00%
2	Bond Proceeds	-	14,630,000	-	-	-	-	-	0.00%
3	Bond Premium	-	525,142	-	-	-	-	-	0.00%
	TOTAL REVENUE:	$ -	$ 15,155,142	$ -	$ 96,840	$ 205,356	$ -	$ -	0.00%
	EXPENDITURES:								
	Cost of Issuance								
4	Bank Charges/Paying Agent Fees	-	69,191	-	-	-	-	-	0.00%
5	Underwriter's Discount	-	85,903	-	-	-	-	-	0.00%
	Cost of Issuance	$ -	$ 155,094	$ -	$ -	$ -	$ -	$ -	0.00%
	1500 Dacy Ln								
6	Real Estate Acquisition	$ -	$ 3,495,651	$ -	$ -	$ -	$ -	$ -	0.00%
7	Capital Improvements - Construction	-	-	2,970,000	-	-	-	(2,970,000)	-100.00%
8	Legal Services - Capital Outlay	-	17,747	6,133	-	-	-	(6,133)	-100.00%
9	Survey Services - Capital Outlay	-	4,000	-	-	-	-	-	0.00%
	Total 1500 Dacy Ln	$ -	$ 3,517,398	$ 2,976,133	$ -	$ -	$ -	$ (2,976,133)	-100.00%
	Property Acquisition - 208 & 246 Republic Drive								
10	Public Notices	$ -	$ 191,457	$ -	$ -	$ -	$ -	$ -	0.00%
11	Capital Improvement - Construction	-	1,907,901	-	-	-	-	-	0.00%
12	Easement & ROW Acquisition	-	1,195,256	114,076	49,942	49,942	-	(114,076)	-100.00%
13	Legal Services - Capital Outlay	-	2,000	-	-	-	-	-	0.00%
	Total Property Acquisition - 208 & 246 Republic Drive	$ -	$ 3,296,614	$ 114,076	$ 49,942	$ 49,942	$ -	$ (114,076)	-100.00%
	Intersection Improvements (Parent Account)								
14	Engineering Services - Capital Outlay	$ -	$ -	$ 1,000,000	$ 151,184	$ 316,982	$ -	$ (1,000,000)	-100.00%
	Total Intersection Improvements (Parent Account)	$ -	$ -	$ 1,000,000	$ 151,184	$ 316,982	$ -	$ (1,000,000)	-100.00%
	Traffic Improvements for Kyle Crossing at Kohlers Crossing (Roundabout)								
15	Capital Improvements - Construction	$ -	$ 3,645	$ -	$ -	$ -	$ -	$ -	0.00%
16	Engineering Services - Capital Outlay	-	-	1,977,130	752,980	716,554	-	(1,977,130)	-100.00%
17	Public Notices - Capital Outlay	-	200	-	-	-	-	-	0.00%
	Total Traffic Improvements for Kyle Crossing at Kohler	$ -	$ 3,845	$ 1,977,130	$ 752,980	$ 716,554	$ -	$ (1,977,130)	-100.00%

		Actual 2023-24	Actual 2024-25	Approved Budget 2025-26	Year to Date w/Encumbrance 5/31/2026	Current Year Estimate 2025-26	ICM Proposed Budget 2026-27	Proposed $ Increase(Decrease) From FY 2025-26 Approved Budget	Proposed % Increase(Decrease) From FY 2025-26 Approved Budget
	Traffic Improvements for Marketplace Ave at Kohlers Crossing (Roundabout)								
18	Engineering Services - Capital Outlay	$ -	$ -	$ 1,977,130	$ 752,980	$ 456,053	$ -	$ (1,977,130)	-100.00%
19	Public Notices - Capital Outlay	-	158	-	-	-	-	-	0.00%
	Total Traffic Improvements for Marketplace Ave at Kol	$ -	$ 158	$ 1,977,130	$ 752,980	$ 456,053	$ -	$ (1,977,130)	-100.00%
	Roundabouts/Corridor Beautifications								
20	Capital Improvements - Construction	$ -	$ -	$ 45,500	$ 45,500	$ 5,827	$ -	$ (45,500)	-100.00%
21	Engineering Services - Capital Outlay	-	51,903	1,066,347	66,347	40,550	-	(1,066,347)	-100.00%
	Total Roundabouts/Corridor Beautifications	$ -	$ 51,903	$ 1,111,847	$ 111,847	$ 46,376	$ -	$ (1,111,847)	-100.00%
	Traffic Improvements for Dacy Lane at Downing (Roundabout)								
22	Capital Improvements - Construction	$ -	$ -	$ 700,000	$ 81,243	$ 64,169	$ -	$ (700,000)	-100.00%
	Total Traffic Improvements for Dacy Lane at Downing	$ -	$ -	$ 700,000	$ 81,243	$ 64,169	$ -	$ (700,000)	-100.00%
	Kyle Animal Shelter								
23	Feasibility Study	$ -	$ 69,274	$ 27,246	$ -	$ -	$ -	$ (27,246)	-100.00%
	Total Kyle Animal Shelter	$ -	$ 69,274	$ 27,246	$ -	$ -	$ -	$ (27,246)	-100.00%
	Lake Kensington Project								
24	Capital Improvement - Construction	$ -	$ -	$ -	$ -	$ -	$ -	$ -	0.00%
25	Engineering Services - Capital Outlay	-	87,858	5,564,464	-	-	-	(5,564,464)	-100.00%
26	Public Notices - Capital Outlay	-	209	-	-	-	-	-	0.00%
	Total Lake Kensington Project	$ -	$ 88,067	$ 5,564,464	$ -	$ -	$ -	$ (5,564,464)	-100.00%
	TOTAL EXPENDITURES:	$ -	$ 7,182,354	$ 15,448,025	$ 1,900,176	$ 1,650,075	$ -	$ (15,448,025)	-100.00%
	TOTAL REVENUE & TRANSFERS-IN IN EXCESS (DEFICIT) OVER EXPENDITURES	$ -	$ 7,972,788	$ (15,448,025)	$ (1,803,336)	$ (1,444,719)	$ -	$ 15,448,025	
	ESTIMATED ENDING FUND BALANCE	**$ -**	**$ 4,467,668**	**$ (15,448,025)**	**$ 2,664,333**	**$ 3,022,949**	**$ 3,022,949**		

City of Kyle, Texas
Fund Summary Budget Status Report
CO BOND SERIES FOR (WATER UTILITIES) FUND (1955)

Line No.		Actual 2023-24	Actual 2024-25	Approved Budget 2025-26	Year to Date w/Encumbrance 5/31/2026	Current Year Estimate 2025-26	ICM Proposed Budget 2026-27	Proposed $ Increase(Decrease) From FY 2025-26 Approved Budget	Proposed % Increase(Decrease) From FY 2025-26 Approved Budget
	BEGINNING FUND BALANCE	$ -	$ -	$ -	$ (18,216,047)	$ (18,216,047)	$ (48,737,084)		
	REVENUE:								
1	Investment Income	$ -	$ -	$ -	$ 315,962	$ 661,338	$ -	$ -	0.00%
2	Bond Proceeds	-	-	-	-	-	-	-	0.00%
3	Bond Premium	-	-	-	-	-	-	-	0.00%
	TOTAL REVENUE:	$ -	$ -	$ -	$ 315,962	$ 661,338	$ -	$ -	0.00%
	EXPENDITURES:								
	Non-Departmental								
2	Transfer Out - Water Fund	$ -	$ 17,553,768	$ -	$ -	$ -	$ -	$ -	0.00%
	Non-Departmental	$ -	$ 17,553,768	$ -	$ -	$ -	$ -	$ -	0.00%
	General Debt I&S								
3	2025 CO Bond Interest	$ -	$ 245,643	$ -	$ 671,867	$ 671,867	$ -	$ -	0.00%
	General Debt I&S	$ -	$ 245,643	$ -	$ 671,867	$ 671,867	$ -	$ -	0.00%
	Cost of Issuance								
4	Bank Charges/Paying Agent Fees	$ -	$ 185,871	$ -	$ -	$ -	$ -	$ -	0.00%
5	Underwriter's Discount	-	230,764	-	-	-	-	-	0.00%
	Cost of Issuance	$ -	$ 416,636	$ -	$ -	$ -	$ -	$ -	0.00%
	Automated Metering Infrastructure								
6	Automated Metering Infrastructure	$ -	$ -	$ 2,941,644	$ 503,631	$ 503,631	$ -	$ (2,941,644)	-100.00%
	Total Automated Metering Infrastructure	$ -	$ -	$ 2,941,644	$ 503,631	$ 503,631	$ -	$ (2,941,644)	-100.00%
	Waterline from Anthem to FM 2770 and Kohler's Crossing (16-inch)								
7	Water Line Upgrades/Replacement	$ -	$ -	$ 2,602,827	$ 108,135	$ 77,271	$ 3,600,000	$ 997,173	38.31%
8	Easement & ROW Acquisition	-	-	134,279	-	-	-	(134,279)	-100.00%
9	Legal Services - Capital Outlay	-	-	-	595	595	-	-	0.00%
	Total Waterline from Anthem to FM 2770 and Kohler's	$ -	$ -	$ 2,737,106	$ 108,730	$ 77,866	$ 3,600,000	$ 862,894	31.53%
	Aquifer Storage & Recovery Early Works Program								
10	Engineering Services - Capital Outlay	$ -	$ -	$ 4,800,000	$ -	$ -	$ -	$ (4,800,000)	-100.00%
	Total Aquifer Storage & Recovery Early Works Progra	$ -	$ -	$ 4,800,000	$ -	$ -	$ -	$ (4,800,000)	-100.00%
	ARWA 3rd Take-point								
11	Capital Improvement - Construction	$ -	$ -	$ 15,000,000	$ -	$ 578,592	$ -	$ (15,000,000)	-100.00%
	Total ARWA 3rd Take-point	$ -	$ -	$ 15,000,000	$ -	$ 578,592	$ -	$ (15,000,000)	-100.00%

		Actual 2023-24	Actual 2024-25	Approved Budget 2025-26	Year to Date w/Encumbrance 5/31/2026	Current Year Estimate 2025-26	ICM Proposed Budget 2026-27	Proposed $ Increase(Decrease) From FY 2025-26 Approved Budget	Proposed % Increase(Decrease) From FY 2025-26 Approved Budget
	FM 1626 GST & Pump Station Improvements Phase 1								
12	Pump Station Improvements	$ -	$ -	$ 37,383,786	$ 28,270,432	$ 28,270,432	$ -	$ (37,383,786)	-100.00%
13	Easement & ROW Acquisition	-	-	-	56,302	56,302	-	-	0.00%
14	Legal Services - Capital Outlay	-	-	-	5,796	5,796	-	-	0.00%
	Total FM 1626 GST & Pump Station Improvements Ph	$ -	$ -	$ 37,383,786	$ 28,332,530	$ 28,332,530	$ -	$ (37,383,786)	-100.00%
	FM 1626 Transmission Line Project								
15	Engineering Services - Capital Outlay	$ -	$ -	$ 16,217,889	$ 717,889	$ 1,017,889	$ 6,500,000	$ (9,717,889)	-59.92%
	Total FM 1626 Transmission Line Project	$ -	$ -	$ 16,217,889	$ 717,889	$ 1,017,889	$ 6,500,000	$ (9,717,889)	-59.92%
	TOTAL EXPENDITURES:	$ -	$ 18,216,047	$ 79,080,425	$ 30,334,648	$ 31,182,375	$ 10,100,000	$ (68,980,425)	-87.23%
	TOTAL REVENUE & TRANSFERS-IN IN EXCESS (DEFICIT) OVER EXPENDITURES	$ -	$ (18,216,047)	$ (79,080,425)	$ (30,018,685)	$ (30,521,037)	$ (10,100,000)	$ 68,980,425	
	ESTIMATED ENDING FUND BALANCE	**$ -**	**$ (18,216,047)**	**$ (79,080,425)**	**$ (48,234,732)**	**$ (48,737,084)**	**$ (58,837,084)**		

City of Kyle, Texas
Fund Summary Budget Status Report
CO BOND SERIES FOR (PARKS) FUND (1956)

Line No.		Actual 2023-24	Actual 2024-25	Approved Budget 2025-26	Year to Date w/Encumbrance 5/31/2026	Current Year Estimate 2025-26	ICM Proposed Budget 2026-27	Proposed $ Increase (Decrease) From FY 2025-26 Approved Budget	Proposed % Increase (Decrease) From FY 2025-26 Approved Budget
	BEGINNING FUND BALANCE	$ -	$ -	$ -	$ 3,505,120	$ 3,505,120	$ (1,106,838)		
	REVENUE:								
1	Investment Income	$ -	$ -	$ -	$ 33,181	$ 50,000	$ -	$ -	0.00%
	TOTAL REVENUE:	$ -	$ -	$ -	$ 33,181	$ 50,000	$ -	$ -	0.00%
	EXPENDITURES:								
	208 & 246 Republic Drive								
2	Office Furniture (>$5k)	$ -	$ -	$ -	$ 4,963	$ -	$ -	$ -	0.00%
3	Building Improvements	-	-	-	114,076	54,904	-	-	0.00%
	Total 208 & 246 Republic Drive	$ -	$ -	$ -	$ 119,039	$ 54,904	$ -	$ -	0.00%
	Lake Kensington Project								
4	Engineering Services - Capital Outlay	$ -	$ -	$ -	$ 564,464	$ 564,464	$ 447,469	$ 447,469	0.00%
5	Public Notices - Capital Outlay	-	-	-	-	-	-	-	0.00%
	Total Lake Kensington Project	$ -	$ -	$ -	$ 564,464	$ 564,464	$ 447,469	$ 447,469	0.00%
	Kyle Senior Community Center 1500 Dacy Lane								
6	Building Improvements	$ -	$ -	$ -	$ 2,252,890	$ 3,335,796	$ -	$ -	0.00%
7	Real Estate Acquisition	-	-	-	96,468	236,525	-	-	0.00%
8	Capital Improvements - Construction	-	-	-	464,135	464,135	-	-	0.00%
9	Legal Services - Capital Outlay	-	-	-	6,133	6,133	-	-	0.00%
	Total Kyle Senior Community Center 1500 Dacy Lane	$ -	$ -	$ -	$ 2,819,626	$ 4,042,589	$ -	$ -	0.00%
	TOTAL EXPENDITURES:	$ -	$ -	$ -	$ 3,503,129	$ 4,661,958	$ 447,469	$ 447,469	0.00%
	TOTAL REVENUE & TRANSFERS-IN IN EXCESS (DEFICIT) OVER EXPENDITURES	$ -	$ -	$ -	$ (3,469,947)	$ (4,611,958)	$ (447,469)	$ (447,469)	
	ESTIMATED ENDING FUND BALANCE	**$ -**	**$ -**	**$ -**	**$ 35,173**	**$ (1,106,838)**	**$ (1,554,307)**		

City of Kyle, Texas
Fund Summary Budget Status Report
ANIMAL SHELTER FUND (1957)

Line No.		Actual 2023-24	Actual 2024-25	Approved Budget 2025-26	Year to Date w/Encumbrance 5/31/2026	Current Year Estimate 2025-26	ICM Proposed Budget 2026-27	Proposed $ Increase (Decrease) From FY 2025-26 Approved Budget	Proposed % Increase (Decrease) From FY 2025-26 Approved Budget
	BEGINNING FUND BALANCE	$ -	$ -	$ -	$ -	$ -	$ (38,417)		
	REVENUE:								
1	Investment Income	$ -	$ -	$ -	$ -	$ -	$ -	$ -	0.00%
	TOTAL REVENUE:	$ -	$ -	$ -	$ -	$ -	$ -	$ -	0.00%
	EXPENDITURES:								
	Animal Shelter								
2	Feasibility Study	$ -	$ -	$ -	$ 27,246	$ 27,246	$ -	$ -	0.00%
3	Engineering Services - Capital Outlay	-	-	-	11,171	11,171	-	-	0.00%
	Total Animal Shelter	$ -	$ -	$ -	$ 38,417	$ 38,417	$ -	$ -	0.00%
	TOTAL EXPENDITURES:	$ -	$ -	$ -	$ 38,417	$ 38,417	$ -	$ -	0.00%
	TOTAL REVENUE & TRANSFERS-IN IN EXCESS (DEFICIT) OVER EXPENDITURES	$ -	$ -	$ -	$ (38,417)	$ (38,417)	$ -	$ -	
	ESTIMATED ENDING FUND BALANCE	**$ -**	**$ -**	**$ -**	**$ (38,417)**	**$ (38,417)**	**$ (38,417)**		

City of Kyle, Texas
Fund Summary Budget Status Report
WATER CIP IMPACT FEE FUND (3320)

Line No.		Actual 2023-24	Actual 2024-25	Approved Budget 2025-26	Year to Date w/Encumbrance 5/31/2026	Current Year Estimate 2025-26	ICM Proposed Budget 2026-27	Proposed $ Increase (Decrease) From FY 2025-26 Approved Budget	Proposed % Increase (Decrease) From FY 2025-26 Approved Budget
	FUND BALANCE	$ 25,902,694	$ 19,838,187	$ 20,297,328	$ 26,844,595	$ 26,844,595	$ 15,459,182		
	REVENUE:								
1	Water Impact Fees	$ 6,411,314	$ 4,955,107	$ 6,700,000	$ 2,946,363	$ 4,558,111	$ 4,250,000	$ (2,450,000)	-36.57%
2	Developer Contributions	2,309,038	-	-	-	-	-	-	0.00%
3	PID Tribute Fee	-	-	-	-	-	-	-	0.00%
4	Investment Income	1,577,863	411,114	1,000,000	413,120	779,600	450,000	(550,000)	-55.00%
5	Bond Proceeds	-	-	57,000,000	-	-	-	(57,000,000)	-100.00%
6	Transfer In - Water Operating Fund	-	6,451,165	-	-	-	-	-	0.00%
7	Transfer In - Water CIP Fund	-	-	-	-	-	-	-	0.00%
	TOTAL REVENUE:	$ 10,298,215	$ 11,817,386	$ 64,700,000	$ 3,359,483	$ 5,337,711	$ 4,700,000	$ (60,000,000)	-92.74%
	EXPENDITURES:								
	Transfers Out								
8	Transfer Out - Indirect Support Cost (General Fund)	$ -	$ -	$ 532,767	$ 266,384	$ 532,767	$ 532,767	$ -	0.00%
	Transfer Out - Operating Costs (General Fund)	-	-	476,760	238,380	476,760	476,760	-	0.00%
9	Transfer Out - Water Fund	16,172,819	4,789,712	-	-	-	-	-	0.00%
	Total Transfers Out	$ 16,172,819	$ 4,789,712	$ 1,009,528	$ 504,764	$ 1,009,528	$ 1,009,528	$ -	0.00%
	Kyle Water Utilities Land Acquisition								
10	Kyle Water Utilities Land Acquisition	$ -	$ -	$ 15,065,184	$ 229,184	$ 192,330	$ -	$ (15,065,184)	-100.00%
11	Legal Services - Capital Outlay	-	-	-	3,655	3,655	-	-	0.00%
	Total Kyle Water Utilities Land Acquisition	$ -	$ -	$ 15,065,184	$ 232,839	$ 195,985	$ -	$ (15,065,184)	-100.00%
	Fence Replacement at Water Facilities								
12	Fence Replacement at Water Facilities	$ -	$ -	$ 1,004,899	$ 23,399	$ 23,399	$ -	$ (1,004,899)	-100.00%
	Total Fence Replacement at Water Facilities	$ -	$ -	$ 1,004,899	$ 23,399	$ 23,399	$ -	$ (1,004,899)	-100.00%
	Scada System Upgrades/Replacement								
13	Scada System Upgrades/Replacement	$ -	$ -	$ 3,624,276	$ 2,642,558	$ 2,642,558	$ -	$ (3,624,276)	-100.00%
	Total Scada System Upgrades/Replacement	$ -	$ -	$ 3,624,276	$ 2,642,558	$ 2,642,558	$ -	$ (3,624,276)	-100.00%
					$ -				
	Water Line Improvements								
14	Water Line Upgrades/Replacement	$ -	$ -	$ 1,520,788	$ 671,373	$ 589,374	$ 500,000	$ (1,020,788)	-67.12%
	Total Automated Metering Infrastructure	$ -	$ -	$ 1,520,788	$ 671,373	$ 589,374	$ 500,000	$ (1,020,788)	-67.12%
	Old Highway 81 Waterline								
15	Capital Improvements - Construction	$ -	$ -	$ -	$ -	$ -	$ 1,000,000	$ 1,000,000	0.00%
	Total Old Highway 81 Waterline	$ -	$ -	$ -	$ -	$ -	$ 1,000,000	$ 1,000,000	0.00%

		Actual 2023-24	Actual 2024-25	Approved Budget 2025-26	Year to Date w/Encumbrance 5/31/2026	Current Year Estimate 2025-26	ICM Proposed Budget 2026-27	Proposed $ Increase (Decrease) From FY 2025-26 Approved Budget	Proposed % Increase (Decrease) From FY 2025-26 Approved Budget
	Water Tank Rehabilitation								
16	Advertising	$ -	$ -	$ -	$ -	$ -	$ -	$ -	0.00%
17	Ground/Elevated Storage Tank - Rehab	-	-	500,000	17,450	17,450	150,000	(350,000)	-70.00%
	Total Water Tank Rehabilitation	$ -	$ -	$ 500,000	$ 17,450	$ 17,450	$ 150,000	$ (350,000)	-70.00%
	Water Tank (Anthem) - Plum Creek Development								
18	Ground/Elevated Storage Tank	$ -	$ -	$ 95,940	$ 529,430	$ 698,957	$ -	$ (95,940)	-100.00%
	Total Water Tank (Anthem) - Plum Creek Developmer	$ -	$ -	$ 95,940	$ 529,430	$ 698,957	$ -	$ (95,940)	-100.00%
	Yarrington & Lehman Pump Stations								
19	Engineering Services - Capital Outlay	$ -	$ -	$ 404,510	$ 4,510	$ 23,960	$ 400,000	$ (4,510)	-1.11%
	Total Water Impact Fee Study/Update	$ -	$ -	$ 404,510	$ 4,510	$ 23,960	$ 400,000	$ (4,510)	-1.11%
	CR158 (Waterstone) EST & GST Water Tanks								
20	Capital Improvements - Construction	$ -	$ -	$ 8,854,029	$ 6,192,274	$ 6,192,274	$ -	$ (8,854,029)	-100.00%
21	Legal Services - Capital Outlay	-	-	-	-	-	-	-	0.00%
21	Engineering Services - Capital Outlay	-	-	449,671	449,671	449,671	-	(449,671)	-100.00%
22	Public Notices - Capital Outlay	-	-	-	-	-	-	-	0.00%
	Total CR158 (Waterstone) EST & GST Water Tanks	$ -	$ -	$ 9,303,700	$ 6,641,944	$ 6,641,944	$ -	$ (9,303,700)	-100.00%
	Generators for Water Pump Station Sites								
23	Capital Improvements - Construction	$ -	$ -	$ -	$ -	$ 438,434	$ -	$ -	0.00%
24	Heavy Equipment	-	-	-	267,048	267,048	1,325,757	1,325,757	0.00%
25	Engineering Services - Capital Outlay	-	-	1,436,084	1,808,709	44,518	-	(1,436,084)	-100.00%
	Total Generators for Water Pump Station Sites	$ -	$ -	$ 1,436,084	$ 2,075,757	$ 750,000	$ 1,325,757	$ (110,328)	-7.68%
	Post Oak EST 24" Waterline								
26	Engineering Services - Capital Outlay	$ -	$ -	$ 1,914,841	$ 1,375,476	$ 289,484	$ 6,000,000	$ 4,085,159	213.34%
	Total Post Oak EST 24" Waterline	$ -	$ -	$ 1,914,841	$ 1,375,476	$ 289,484	$ 6,000,000	$ 4,085,159	213.34%
	Water Impact Fee Study/Update								
27	Public Notices	$ 116	$ -	$ -	$ -	$ -	$ -	$ -	0.00%
28	Impact Fee Study	1,326	17,342	-	-	-	-	-	0.00%
	Total Water Impact Fee Study/Update	$ 1,442	$ 17,342	$ -	$ -	$ -	$ -	$ -	0.00%
	Water Master Plan								
29	Capital Improvements - Construction	$ -	$ -	$ -	$ -	$ -	$ -	$ -	0.00%
30	Water Supply Study	71,448	-	-	-	-	-	-	0.00%
31	Engineering Services - Capital Outlay	-	-	94,421	94,421	94,421	-	(94,421)	-100.00%
	Total Water Master Plan	$ 71,448	$ -	$ 94,421	$ 94,421	$ 94,421	$ -	$ (94,421)	-100.00%
	Lehman Booster Pump Station Expansion								
32	Other Contract Services	$ -	$ 2,953	$ -	$ -	$ -	$ -	$ -	0.00%
33	Engineering Services - Capital Outlay	-	-	1,778,349	1,476,977	1,181,796	13,000,000	11,221,651	631.02%
	Total Lehman Booster Pump Station Expansion	$ -	$ 2,953	$ 1,778,349	$ 1,476,977	$ 1,181,796	$ 13,000,000	$ 11,221,651	631.02%

		Actual 2023-24	Actual 2024-25	Approved Budget 2025-26	Year to Date w/Encumbrance 5/31/2026	Current Year Estimate 2025-26	ICM Proposed Budget 2026-27	Proposed $ Increase (Decrease) From FY 2025-26 Approved Budget	Proposed % Increase (Decrease) From FY 2025-26 Approved Budget
	Water Supply Study								
34	Water Supply Study	$ 68,082	$ 971	$ -	$ -	$ -	$ -	$ -	0.00%
35	Legal Services - Capital Outlay	-	-	-	-	-	-	-	0.00%
36	Engineering Services - Capital Outlay	-	-	-	-	-	-	-	0.00%
	Total Water Supply Study	$ 68,082	$ 971	$ -	$ -	$ -	$ -	$ -	0.00%
	ARWA 3rd Take-Point								
37	Hydraulic Model Update	$ 48,932	$ -	$ -	$ -	$ -	$ -	$ -	0.00%
38	Capital Improvements - Construction	-	-	-	-	-	-	-	0.00%
	Total ARWA 3rd Take-Point	$ 48,932	$ -	$ -	$ -	$ -	$ -	$ -	0.00%
	FM 1626 Pump Station Imps								
39	Pump Station Improvements	$ -	$ -	$ -	$ 250	$ 250	$ -	$ -	0.00%
40	Capital Improvements - Construction	-	-	-	-	-	-	-	0.00%
41	Easement & ROW Acquisition	-	-	-	-	-	-	-	0.00%
42	Legal Services - Capital Outlay	-	-	-	-	-	-	-	0.00%
43	Engineering Services - Capital Outlay	-	-	-	-	-	-	-	0.00%
	Total FM 1626 Pump Station Imps	$ -	$ -	$ -	$ 250	$ 250	$ -	$ -	0.00%
	IH35 Southbound Frontage at Marketplace to Center St Waterline								
44	Engineering Services - Capital Outlay	$ -	$ -	$ 80,000	$ 169,019	169,019	$ -	$ (80,000)	-100.00%
	Total IH35 Southbound Frontage at Marketplace to Center St Waterline	$ -	$ -	$ 80,000	$ 169,019	$ 169,019	$ -	$ (80,000)	-100.00%
	Schlemmer & Porter Phase 4								
45	Engineering Services - Capital Outlay	$ -	$ -	$ -	$ -	$ -	$ 75,000	$ 75,000	0.00%
	Total Schlemmer & Porter Phase 4	$ -	$ -	$ -	$ -	$ -	$ 75,000	$ 75,000	0.00%
	Pump House Road								
46	Engineering Services - Capital Outlay	$ -	$ -	$ 400,000	$ -	$ 30,000	$ 420,000	$ 20,000	5.00%
	Total Pump House Road	$ -	$ -	$ 400,000	$ -	$ 30,000	$ 420,000	$ 20,000	5.00%
	24" Goforth Water Line Meritage Homes								
47	Engineering Services - Capital Outlay	$ -	$ -	$ 80,000	$ -	$ -	$ 720,000	$ 640,000	800.00%
	Total 24" Goforth Water Line Meritage Homes	$ -	$ -	$ 80,000	$ -	$ -	$ 720,000	$ 640,000	800.00%
	24" Goforth Water Line Maredi/Weigand								
48	Engineering Services - Capital Outlay	$ -	$ -	$ 1,000,000	$ -	$ -	$ 4,232,420	$ 3,232,420	323.24%
	Total 24" Goforth Water Line Maredi/Weigand	$ -	$ -	$ 1,000,000	$ -	$ -	$ 4,232,420	$ 3,232,420	323.24%
	1626 to Veterans 16" Water Line								
49	Engineering Services - Capital Outlay	$ -	$ -	$ 450,000	$ -	$ 300,000	$ 4,000,000	$ 3,550,000	788.89%
	Total 1626 to Veterans 16" Water Line	$ -	$ -	$ 450,000	$ -	$ 300,000	$ 4,000,000	$ 3,550,000	788.89%
	Pressure Plan MOD PP1 to PP2								
50	Engineering Services - Capital Outlay	$ -	$ -	$ 1,500,000	$ -	$ -	$ -	$ (1,500,000)	-100.00%
	Total Pressure Plan MOD PP12 PP2	$ -	$ -	$ 1,500,000	$ -	$ -	$ -	$ (1,500,000)	-100.00%

		Actual 2023-24	Actual 2024-25	Approved Budget 2025-26	Year to Date w/Encumbrance 5/31/2026	Current Year Estimate 2025-26	ICM Proposed Budget 2026-27	Proposed $ Increase (Decrease) From FY 2025-26 Approved Budget	Proposed % Increase (Decrease) From FY 2025-26 Approved Budget
	Rikardson Water Line Extension								
51	Engineering Services - Capital Outlay	$ -	$ -	$ 650,000	$ -	$ 50,000	$ -	$ (650,000)	-100.00%
	Total Ricardson Water Line Extension	$ -	$ -	$ 650,000	$ -	$ 50,000	$ -	$ (650,000)	-100.00%
	Carmello to Parker Water Line								
52	Engineering Services - Capital Outlay	$ -	$ -	$ 1,000,000	$ -	$ -	$ -	$ (1,000,000)	-100.00%
	Total Carmello to Parker Water Line	$ -	$ -	$ 1,000,000	$ -	$ -	$ -	$ (1,000,000)	-100.00%
	Kyle Elementary Water Line								
53	Engineering Services - Capital Outlay	$ -	$ -	$ 650,000	$ -	$ -	$ -	$ (650,000)	-100.00%
	Total Kyle Elementary Water Line	$ -	$ -	$ 650,000	$ -	$ -	$ -	$ (650,000)	-100.00%
	Well #3 Improvements								
54	Engineering Services - Capital Outlay	$ -	$ -	$ 650,000	$ -	$ 200,000	$ 1,000,000	$ 350,000	53.85%
	Total Well #3 Improvements	$ -	$ -	$ 650,000	$ -	$ 200,000	$ 1,000,000	$ 350,000	53.85%
	Kyle Parkway/Lehman Waterline Betterment								
55	Engineering Services - Capital Outlay	$ -	$ -	$ -	$ -	$ -	$ 3,899,054	$ 3,899,054	0.00%
	Total Kyle Parkway/Lehman Waterline Betterment	$ -	$ -	$ -	$ -	$ -	$ 3,899,054	$ 3,899,054	0.00%
	Indirect/Direct Portable Reuse								
56	Engineering Services - Capital Outlay	$ -	$ -	$ 500,000	$ -	$ -	$ 500,000	$ -	0.00%
	Total Indirect/Direct Portable Reuse	$ -	$ -	$ 500,000	$ -	$ -	$ 500,000	$ -	0.00%
	Old Stagecoach Water Line								
57	Engineering Services - Capital Outlay	$ -	$ -	$ 950,000	$ -	$ -	$ 950,000	$ -	0.00%
	Total Old Stagecoach Water Line	$ -	$ -	$ 950,000	$ -	$ -	$ 950,000	$ -	0.00%
	GBRA Waterline (Road Bond)								
58	Engineering Services - Capital Outlay	$ -	$ -	$ 3,629,998	$ 1,814,998	$ 1,814,998	$ 1,814,998	$ (1,815,000)	-50.00%
	Total GBRA Waterline (Road Bond)	$ -	$ -	$ 3,629,998	$ 1,814,998	$ 1,814,998	$ 1,814,998	$ (1,815,000)	-50.00%
	TOTAL EXPENDITURES:	$ 16,362,723	$ 4,810,978	$ 49,292,518	$ 18,275,165	$ 16,723,123	$ 40,996,757	$ (8,295,761)	-16.83%
	TOTAL REVENUE & TRANSFERS-IN IN EXCESS (DEFICIT) OVER EXPENDITURES	$ (6,064,508)	$ 7,006,408	$ 15,407,482	$ (14,915,682)	$ (11,385,412)	$ (36,296,757)	$ (51,704,239)	
	ESTIMATED ENDING FUND BALANCE	**$ 19,838,187**	**$ 26,844,595**	**$ 35,704,810**	**$ 11,928,912**	**$ 15,459,182**	**$ (20,837,574)**		

City of Kyle, Texas
Fund Summary Budget Status Report
WASTEWATER CIP IMPACT FEE FUND (3420)

Line No.		Actual 2023-24	Actual 2024-25	Approved Budget 2025-26	Year to Date w/Encumbrance 5/31/2026	Current Year Estimate 2025-26	ICM Proposed Budget 2026-27	Proposed $ Increase (Decrease) From FY 2025-26 Approved Budget	Proposed % Increase (Decrease) From FY 2025-26 Approved Budget
	BEGINNING FUND BALANCE	$ 25,738,338	$ 30,833,096	$ 17,597,740	$ 33,652,831	$ 33,652,831	$ 25,723,837		
	REVENUE:								
1	Wastewater Impact Fees	$ 5,217,554	$ 4,160,307	$ 7,000,000	$ 2,935,082	$ 4,602,198	$ 4,660,200	$ (2,339,800)	-33.43%
2	Developer Contributions	-	-	-	-		-	-	0.00%
3	Investment Income	1,731,517	1,579,413	1,000,000	386,416	929,164	750,000	(250,000)	-25.00%
4	Bond Proceeds	-	-	65,600,000	-	-	-	(65,600,000)	-100.00%
5	Transfer In - I & S Fund	-	-	-	-	-	-	-	0.00%
6	Transfer In - Water Operating	-	-	-	-	-	-	-	0.00%
7	Transfer In - Wastewater Operating	-	-	-	-	-	-	-	0.00%
8	Transfer In - Texas Capital Infrastructure Grant	-	-	-	-	-	-	-	0.00%
9	Transfer In - Wastewater CIP	-	3,018,286	-	-	-	-	-	0.00%
	TOTAL REVENUE:	$ 6,949,071	$ 8,758,006	$ 73,600,000	$ 3,321,498	$ 5,531,362	$ 5,410,200	$ (68,189,800)	-92.65%
	EXPENDITURES:								
	Transfers Out								
10	Transfer Out - Indirect Support Cost (General Fund)	$ -	$ -	$ 999,564	$ 499,782	$ 999,564	$ 999,564	$ -	0.00%
11	Transfer Out - Operating Costs (General Fund)	-	-	894,485	447,242	894,485	894,485	-	0.00%
12	Transfer Out - Wastewater Fund	1,852,871	5,920,037	-	-	-	-	-	0.00%
	Total Transfers Out	$ 1,852,871	$ 5,920,037	$ 1,894,048	$ 947,024	$ 1,894,048	$ 1,894,048	$ -	0.00%
	City of Kyle Park Irrigation								
13	City of Kyle Park Irrigation	$ -	$ -	$ 500,000	$ -	$ -	$ -	$ (500,000)	-100.00%
	Total City of Kyle Park Irrigation	$ -	$ -	$ 500,000	$ -	$ -	$ -	$ (500,000)	-100.00%
	Scada System Upgrade/Replacement								
14	Scada System Upgrade/Replacement	$ -	$ 53	$ -	$ -	$ -	$ -	$ -	0.00%
15	Scada System Upgrade/Replacement	-	-	3,624,276	2,642,558	2,625,655	-	(3,624,276)	-100.00%
	Total Scada System Upgrade/Replacement	$ -	$ 53	$ 3,624,276	$ 2,642,558	$ 2,625,655	$ -	$ (3,624,276)	-100.00%
	Wastewater Impact Fee Study/Update								
16	Public Notices	$ 116	$ -	$ -	$ -	$ -	$ -	$ -	0.00%
17	Impact Fee Study	1,326	17,342	-	-	-	-	-	0.00%
	Total Wastewater Impact Fee Study/Update	$ 1,442	$ 17,342	$ -	$ -	$ -	$ -	$ -	0.00%

		Actual 2023-24	Actual 2024-25	Approved Budget 2025-26	Year to Date w/Encumbrance 5/31/2026	Current Year Estimate 2025-26	ICM Proposed Budget 2026-27	Proposed $ Increase (Decrease) From FY 2025-26 Approved Budget	Proposed % Increase (Decrease) From FY 2025-26 Approved Budget
	Wastewater Master Plan								
18	Engineering Services - Capital Outlay	$ -	$ -	$ 360,462	$ 360,462	$ 360,462	$ -	$ (360,462)	-100.00%
	Total Wastewater Master Plan	$ -	$ -	$ 360,462	$ 360,462	$ 360,462	$ -	$ (360,462)	-100.00%
	Schlemmer & Porter Phase 4								
19	Engineering Services - Capital Outlay	$ -	$ -	$ -	$ -	$ -	$ 75,000	$ 75,000	0.00%
	Total Schlemmer & Porter Phase 4	$ -	$ -	$ -	$ -	$ -	$ 75,000	$ 75,000	0.00%
	Wastewater Line Improvements								
20	WW Line Upgrades/Replacement	$ -	$ -	$ 1,489,781	$ 489,781	$ 525,166	$ 1,500,000	$ 10,219	0.69%
	Total Wastewater Line Improvements	$ -	$ -	$ 1,489,781	$ 489,781	$ 525,166	$ 1,500,000	$ 10,219	0.69%
	WWTP Expansion PH II, 9MGD								
21	Public Notices	$ -	$ -	$ -	$ -	$ -	$ -	$ -	0.00%
22	Engineering Services - Capital Outlay	-	-	663	663	-	-	(663)	-100.00%
	Total Expansion - WWTP Expansion PH II, 9MGD	$ -	$ -	$ 663	$ 663	$ -	$ -	$ (663)	-100.00%
	Reclaimed Water Fill Station								
23	Reclaimed Water Fill Station	$ -	$ -	$ 500,000	$ -	$ -	$ -	$ (500,000)	-100.00%
	Total Reclaimed Water Fill Station	$ -	$ -	$ 500,000	$ -	$ -	$ -	$ (500,000)	-100.00%
	Elliott Branch WW Phase 1								
24	Other Prof Svcs-Capital Outlay	$ -	$ 118	$ -	$ -	$ -	$ -	$ -	0.00%
	Total Elliott Branch WW Phase 1	$ -	$ 118	$ -	$ -	$ -	$ -	$ -	0.00%
	North Trails WW Interceptor								
25	Capital Improvements - Construction	$ -	$ -	$ 7,603,595	$ -	$ -	$ 8,000,000	$ 396,405	5.21%
26	Easement & ROW Acquisition	-	-	-	-	-	-	-	0.00%
27	Legal Services - Capital Outlay	-	-	-	-	-	-	-	0.00%
28	Engineering Services - Capital Outlay	-	-	76,605	76,605	30,000	-	(76,605)	-100.00%
	Total North Trails WW Interceptor	$ -	$ -	$ 7,680,199	$ 76,605	$ 30,000	$ 8,000,000	$ 319,801	4.16%
	Center St Village WW Project								
29	Public Notices	$ -	$ 53	$ -	$ -		$ -	$ -	0.00%
30	Document Processing/Filing Fee	-	669	-	-		-	-	0.00%
31	Capital Improvements - Construction	-	-	2,724,909	2,724,909	2,724,909	200,000	(2,524,909)	-92.66%
32	Easement & ROW Acquisition	-	-	-	-	-	-	-	0.00%
33	Legal Services - Capital Outlay	-	-	-	9,505	9,505	-	-	0.00%
34	Engineering Services - Capital Outlay	-	-	7,624	21,793	21,793	-	(7,624)	-100.00%
35	Public Notices - Capital Outlay	-	-	-	-		-	-	0.00%
	Total Center St Village WW Project	$ -	$ 722	$ 2,732,533	$ 2,756,207	$ 2,756,207	$ 200,000	$ (2,532,533)	-92.68%

		Actual 2023-24	Actual 2024-25	Approved Budget 2025-26	Year to Date w/Encumbrance 5/31/2026	Current Year Estimate 2025-26	ICM Proposed Budget 2026-27	Proposed $ Increase (Decrease) From FY 2025-26 Approved Budget	Proposed % Increase (Decrease) From FY 2025-26 Approved Budget
	Plum Creek Golf Course Interceptor								
36	Capital Improvements - Construction	$ -	$ -	$ 3,546,759	$ 2,546,959	$ 2,546,959	$ -	$ (3,546,759)	-100.00%
37	Legal Services - Capital Outlay	-	-	-	2,505	2,505	-	-	0.00%
37	Engineering Services - Capital Outlay	-	-	41,310	41,310	41,310	-	(41,310)	-100.00%
38	Public Notices - Capital Outlay	-	-	-	-	-	-	-	0.00%
	Total Plum Creek Golf Course Interceptor	$ -	$ -	$ 3,588,069	$ 2,590,774	$ 2,590,774	$ -	$ (3,588,069)	-100.00%
	Plum Creek Golf Course Reclaimed Waterline								
39	Legal Services - Capital Outlay	$ -	$ -	$ -	$ -	$ -	$ -	$ -	0.00%
40	Engineering Services - Capital Outlay	-	-	3,629,222	529,259	224,085	4,000,000	370,778	10.22%
	Total Plum Creek Golf Course Reclaimed Waterline	$ -	$ -	$ 3,629,222	$ 529,259	$ 224,085	$ 4,000,000	$ 370,778	10.22%
	Quail Ridge WW Lines & LS								
41	Engineering Services - Capital Outlay	$ -	$ -	$ 4,000,000	$ 249,690	$ 194,836	$ -	$ (4,000,000)	-100.00%
	Total Quail Ridge WW Lines & LS	$ -	$ -	$ 4,000,000	$ 249,690	$ 194,836	$ -	$ (4,000,000)	-100.00%
	Waterleaf Interceptor								
42	Engineering Services - Capital Outlay	$ -	$ -	$ 3,031,402	$ 226,717	$ 62,266	$ 1,500,000	$ (1,531,402)	-50.52%
	Total Waterleaf Interceptor	$ -	$ -	$ 3,031,402	$ 226,717	$ 62,266	$ 1,500,000	$ (1,531,402)	-50.52%
	Dacy WW Pipeline Upgrade to 18"								
43	Easement & ROW Acquisition	$ -	$ -	$ -	$ 6,052	$ 18,052	$ -	$ -	0.00%
1	Legal Services - Capital Outlay	-	-	-	1,050	3,895	-	-	0.00%
44	Engineering Services - Capital Outlay	-	-	2,888,752	88,752	12,445	3,000,000	111,248	3.85%
	Total Wastewater Impact Fee Study/Update	$ -	$ -	$ 2,888,752	$ 95,854	$ 34,392	$ 3,000,000	$ 111,248	3.85%
	WWTP General Improvements & Rehabilitation								
45	Engineering Services - Capital Outlay	$ -	$ -	$ 150,000	$ -	$ -	$ -	$ (150,000)	-100.00%
	Total Wastewater Impact Fee Study/Update	$ -	$ -	$ 150,000	$ -	$ -	$ -	$ (150,000)	-100.00%
	Generators for Wastewater Lift Station Sites								
46	Engineering Services - Capital Outlay	$ -	$ -	$ 1,376,489	$ 685,467	$ 385,467	$ 500,000	$ (876,489)	-63.68%
	Total Generators for Wastewater Lift Station Sites	$ -	$ -	$ 1,376,489	$ 685,467	$ 385,467	$ 500,000	$ (876,489)	-63.68%
	Steeplechase WW Interceptor Upgrae to 30"								
47	Engineering Services - Capital Outlay	$ -	$ -	$ 10,077,446	$ 1,164,949	$ 861,523	$ 1,000,000	$ (9,077,446)	-90.08%
	Total Steeplechase WW Interceptor Upgrae to 30"	$ -	$ -	$ 10,077,446	$ 1,164,949	$ 861,523	$ 1,000,000	$ (9,077,446)	-90.08%
	Four Seasons Farms WW Interceptor Upgrade to 36"								
48	Engineering Services - Capital Outlay	$ -	$ -	$ 5,741,710	$ 266,930	$ 255,380	$ 500,000	$ (5,241,710)	-91.29%
	Total Four Seasons Farms WW Interceptor Upgrade t	$ -	$ -	$ 5,741,710	$ 266,930	$ 255,380	$ 500,000	$ (5,241,710)	-91.29%

		Actual 2023-24	Actual 2024-25	Approved Budget 2025-26	Year to Date w/Encumbrance 5/31/2026	Current Year Estimate 2025-26	ICM Proposed Budget 2026-27	Proposed $ Increase (Decrease) From FY 2025-26 Approved Budget	Proposed % Increase (Decrease) From FY 2025-26 Approved Budget
	WWTP Non-Potable Water (NPW) Pump Station								
49	Capital Improvements - Construction	$ -	$ -	$ -	$ 1,794,449	$ 1,794,449	$ -	$ -	0.00%
50	Engineering Services - Capital Outlay	-	-	122,789	180,688	180,688	-	(122,789)	-100.00%
51	Public Notices - Capital Outlay	-	-	-	-	-	-	-	0.00%
	Total WWTP Non-Potable Water (NPW) Pump Statio	$ -	$ -	$ 122,789	$ 1,975,137	$ 1,975,137	$ -	$ (122,789)	-100.00%
	Slip Lining Wastewater Collection System								
52	Slip Lining Wastewater Collection System	$ -	$ -	$ 1,987,151	$ 579,006	$ 579,006	$ -	$ (1,987,151)	-100.00%
	Total Slip Lining Wastewater Collection System	$ -	$ -	$ 1,987,151	$ 579,006	$ 579,006	$ -	$ (1,987,151)	-100.00%
	TOTAL EXPENDITURES:	$ 1,854,313	$ 5,938,272	$ 55,374,993	$ 15,637,082	$ 13,460,356	$ 22,169,048	$ (33,205,944)	-59.97%
							1,894,048		
	TOTAL REVENUE & TRANSFERS-IN IN EXCESS (DEFICIT) OVER EXPENDITURES	$ 5,094,758	$ 2,819,735	$ 18,225,007	$ (12,315,583)	$ (7,928,994)	$ (16,758,848)	$ (34,983,856)	
	ESTIMATED ENDING FUND BALANCE	**$ 30,833,096**	**$ 33,652,831**	**$ 35,822,747**	**$ 21,337,247**	**$ 25,723,837**	**$ 8,964,988**		

City of Kyle, Texas
Fund Summary Budget Status Report
STORM DRAINAGE CIP FUND (3510)

Line No.		Actual 2023-24	Actual 2024-25	Approved Budget 2025-26	Year to Date w/Encumbrance 5/31/2026	Current Year Estimate 2025-26	ICM Proposed Budget 2026-27	Proposed $ Increase (Decrease) From FY 2025-26 Approved Budget	Proposed % Increase (Decrease) From FY 2025-26 Approved Budget
	BEGINNING FUND BALANCE	$ 3,695,156	$ 4,378,399	$ 4,242,194	$ 4,249,276	$ 4,249,276	$ 3,721,200		
	REVENUE:								
1	Investment Income	$ 258,657	$ 211,015	$ 200,000	$ 46,619	$ 112,531	$ 50,000	$ (150,000)	-75.00%
2	Transfer In - Storm Drainage Fund	500,000	-	-	-	-	-	-	0.00%
3	Bond Proceeds	-	-	2,500,000	-		-	(2,500,000)	-100.00%
	TOTAL REVENUE:	$ 758,657	$ 211,015	$ 2,700,000	$ 46,619	$ 112,531	$ 50,000	$ (2,650,000)	-98.15%
	EXPENDITURES:								
	Transfers Out								
4	Transfer Out - Indirect Support Cost (General Fund)	$ -	$ -	$ 43,588	$ 21,794	$ 43,588	$ 43,588	$ -	0.00%
5	Transfer Out - Operating Costs (General Fund)	-	-	39,006	19,503	39,006	39,006	-	0.00%
6	Transfer Out - Strom Drainage Fund	75,415	340,063	-	-	-	-	-	0.00%
	Total Transfers Out	$ 75,415	$ 340,063	$ 82,595	$ 41,297	$ 82,595	$ 82,595	$ -	0.00%
	Storm Drainage Projects								
7	Legal Services	$ -	$ 75	$ -	$ -	$ -	$ -	$ -	0.00%
8	Drainage Priority Projects	-	-	486,956	339,986	239,986	-	(486,956)	-100.00%
9	Scott/Sledge Street Storm Drainage	-	-	-	-	-	-	-	0.00%
10	Non-Point Source Water Quality Impv Prject	-	-	-	-	-	-	-	0.00%
	Total Storm Drainage Projects	$ -	$ 75	$ 486,956	$ 339,986	$ 239,986	$ -	$ (486,956)	-100.00%
	Quail Ridge Drainage Improvements								
11	Engineering Services - Capital Outlay	$ -	$ -	$ -	$ -	$ -	$ -	$ -	0.00%
	Total Qual Ridge Drainage Improvements	$ -	$ -	$ -	$ -	$ -	$ -	$ -	0.00%
	Scott/Sledge Drainage Improvements								
12	Legal Services - Capital Outlay	$ -	$ -	$ -	$ -	$ -	$ -	$ -	0.00%
13	Engineering Services - Capital Outlay	-	-	2,700,380	-	-	500,000	(2,200,380)	-81.48%
	Total Scott/Sledge Drainage Improvements	$ -	$ -	$ 2,700,380	$ -	$ -	$ 500,000	$ (2,200,380)	-81.48%
	S Goforth Drainage Channel								
13	Legal Services - Capital Outlay	$ -	$ -	$ -	$ -	$ -	$ -	$ -	0.00%
14	Engineering Services - Capital Outlay	-	-	-	-	-	-	-	0.00%
	Total Scott/Sledge Drainage Improvements	$ -	$ -	$ -	$ -	$ -	$ -	$ -	0.00%
	Drainage Improvements Live Oak								
15	Engineering Services - Capital Outlay	$ -	$ -	$ 150,000	$ -	$ 100,000	$ -	$ (150,000)	-100.00%
	Total Drainage Improvements Live Oak	$ -	$ -	$ 150,000	$ -	$ 100,000	$ -	$ (150,000)	-100.00%

		Actual 2023-24	Actual 2024-25	Approved Budget 2025-26	Year to Date w/Encumbrance 5/31/2026	Current Year Estimate 2025-26	ICM Proposed Budget 2026-27	Proposed $ Increase (Decrease) From FY 2025-26 Approved Budget	Proposed % Increase (Decrease) From FY 2025-26 Approved Budget
	Drainage Improvements Moreno Street								
16	Engineering Services - Capital Outlay	$ -	$ -	$ 600,000	$ -	$ -	$ -	$ (600,000)	-100.00%
	Total Drainage Improvements Moreno Street	$ -	$ -	$ 600,000	$ -	$ -	$ -	$ (600,000)	-100.00%
	Center St Regional Detention								
17	Engineering Services - Capital Outlay	$ -	$ -	$ 400,000	$ -	$ -	$ 500,000	$ 100,000	25.00%
	Total Center St Regional Detention	$ -	$ -	$ 400,000	$ -	$ -	$ 500,000	$ 100,000	25.00%
	Goforth Culverts								
18	Engineering Services - Capital Outlay	$ -	$ -	$ 500,000	$ 218,027	$ 218,027	$ 1,000,000	$ 500,000	100.00%
	Total Goforth Culverts	$ -	$ -	$ 500,000	$ 218,027	$ 218,027	$ 1,000,000	$ 500,000	100.00%
	Lake Kyle Water Quality Improvement								
19	E. Coli & Nutrient Reduction Project	$ -	$ -	$ 165,481	$ -	$ -	$ 145,520	$ (19,961)	-12.06%
	Total Lake Kyle Water Quality Improvement	$ -	$ -	$ 165,481	$ -	$ -	$ 145,520	$ (19,961)	-12.06%
	TOTAL EXPENDITURES:	$ 75,415	$ 340,138	$ 5,085,412	$ 599,310	$ 640,608	$ 2,228,115	$ (2,837,336)	-55.79%
	TOTAL REVENUE & TRANSFERS-IN IN EXCESS (DEFICIT) OVER EXPENDITURES	$ 683,243	$ (129,123)	$ (2,385,412)	$ (552,691)	$ (528,077)	$ (2,178,115)	$ 187,336	
	ESTIMATED ENDING FUND BALANCE	**$ 4,378,399**	**$ 4,249,276**	**$ 1,856,782**	**$ 3,696,585**	**$ 3,721,200**	**$ 1,543,085**		

City of Kyle, Texas
Fund Summary Budget Report
SAFE STREETS AND ROAD FOR ALL GRANT FUND (4110)

Line No.		Actual 2023-24	Actual 2024-25	Approved Budget 2025-26	Year to Date w/Encumbrance 5/31/2026	Current Year Estimate 2025-26	ICM Proposed Budget 2026-27	Proposed $ Increase (Decrease) From FY 2025-26 Approved Budget	Proposed % Increase (Decrease) From FY 2025-26 Approved Budget
	BEGINNING FUND BALANCE	$ -	$ -	$ -	$ -	$ -	$ 120,000		
	REVENUE:								
1	Grant Reimbursement	$ -	$ -	$ -	$ -	$ -	$ -	$ -	0.00%
2	Transfer In GF/CIP	-	-	-	120,000	120,000	-	-	0.00%
	TOTAL REVENUE:	$ -	$ -	$ -	$ 120,000	$ 120,000	$ -	$ -	0.00%
	EXPENDITURES:								
1	CIP Improvements	$ -	$ -	$ 120,000	$ -	$ -	$ 120,000	$ -	0.00%
	Total Transfers Out	$ -	$ -	$ 120,000	$ -	$ -	$ 120,000	$ -	0.00%
	TOTAL EXPENDITURES:	$ -	$ -	$ 120,000	$ -	$ -	$ 120,000	$ -	0.00%
	TOTAL REVENUE & TRANSFERS-IN IN EXCESS (DEFICIT) OVER EXPENDITURES	$ -	$ -	$ (120,000)	$ 120,000	$ 120,000	$ (120,000)	$ -	
	ESTIMATED ENDING FUND BALANCE	**$ -**	**$ -**	**$ (120,000)**	**$ 120,000**	**$ 120,000**	**$ -**		

City of Kyle, Texas
Fund Summary Budget Report
CAMPO PHILOMENA DR SIDEWALK GRANT FUND (4111)

Line No.		Actual 2023-24	Actual 2024-25	Approved Budget 2025-26	Year to Date w/Encumbrance 5/31/2026	Current Year Estimate 2025-26	ICM Proposed Budget 2026-27	Proposed $ Increase (Decrease) From FY 2025-26 Approved Budget	Proposed % Increase (Decrease) From FY 2025-26 Approved Budget
	BEGINNING FUND BALANCE	$ -	$ -	$ -	$ -	$ -	$ 365,200		
	REVENUE:								
1	Grant Reimbursement	$ -	$ -	$ -	$ -	$ -	$ -	$ -	0.00%
2	Transfer In GF/CIP	-	-	-	365,200	365,200	-	-	0.00%
	TOTAL REVENUE:	$ -	$ -	$ -	$ 365,200	$ 365,200	$ -	$ -	0.00%
	EXPENDITURES:								
1	CIP Improvements	$ -	$ -	$ 365,200	$ -	$ -	$ 365,200	$ -	0.00%
	Total Transfers Out	$ -	$ -	$ 365,200	$ -	$ -	$ 365,200	$ -	0.00%
	TOTAL EXPENDITURES:	$ -	$ -	$ 365,200	$ -	$ -	$ 365,200	$ -	0.00%
	TOTAL REVENUE & TRANSFERS-IN IN EXCESS (DEFICIT) OVER EXPENDITURES	$ -	$ -	$ (365,200)	$ 365,200	$ 365,200	$ (365,200)	$ -	
	ESTIMATED ENDING FUND BALANCE	**$ -**	**$ -**	**$ (365,200)**	**$ 365,200**	**$ 365,200**	**$ -**		

City of Kyle, Texas
Fund Summary Budget Report
VICTIMS COORDINATOR SERVICES GRANT (4140)

Line No.		Actual 2023-24	Actual 2024-25	Approved Budget 2025-26	Year to Date w/Encumbrance 5/31/2026	Current Year Estimate 2025-26	ICM Proposed Budget 2026-27	Proposed $ Increase (Decrease) From FY 2025-26 Approved Budget	Proposed % Increase (Decrease) From FY 2025-26 Approved Budget
	BEGINNING FUND BALANCE	$ 7,399	$ (11,651)	$ (2,840)	$ (2,840)	$ (2,840)	$ (33,823)		
	REVENUE:								
1	Grant Rev-Victims Coord Svcs	$ 28,496	$ 51,004	$ 49,500	$ 43,462	$ 49,500	$ 49,500	$ -	0.00%
2	Sell - Assets	-	-	-	-	-	-	-	0.00%
3	Donations - Unrestricted	-	-	-	-	-	-	-	0.00%
4	Transfer In - General Fund	22,500	30,983	-	-	-	-	-	0.00%
	TOTAL REVENUE:	$ 50,996	$ 81,987	$ 49,500	$ 43,462	$ 49,500	$ 49,500	$ -	0.00%
	EXPENDITURES:								
	Victims Coordinator								
1	Regular Full Time Wages	$ 48,618	$ 67,836	$ 52,541	$ 84,544	$ 52,541	$ 52,541	$ -	0.00%
2	Regular Part Time Wages	-	-	-	-	-	-	-	0.00%
3	Temporary/Seasonal Wages	-	-	-	-	-	-	-	0.00%
4	Overtime Wages	707	5,441	500	4,494	500	500	-	0.00%
5	Vacation Leave	-	-	-	-	-	-	-	0.00%
6	Sick Leave - Regular	-	-	-	-	-	-	-	0.00%
7	Cost of Living Adjustment	-	-	-	-	-	-	-	0.00%
8	Merit Increase	-	-	2,080	-	2,080	2,080	-	0.00%
9	Longevity Pay	720	-	-	-	-	-	-	0.00%
10	Language Incentive	-	-	-	436	-	-	-	0.00%
11	Certification Incentive	-	-	-	-	-	-	-	0.00%
12	Health Insurance Deductible	833	2,333	1,000	2,000	1,000	1,000	-	0.00%
13	FICA/Social Security	3,832	5,551	4,217	6,726	4,217	4,217	-	0.00%
14	Workers Compensation	-	-	-	-	-	-	-	0.00%
15	State Unemployment Taxes	190	189	117	342	117	117	-	0.00%
16	Retirement - TMRS	6,640	10,439	7,337	13,118	7,337	7,337	-	0.00%
17	Health Insurance	7,488	11,073	11,356	12,336	11,356	11,356	-	0.00%
18	Dental Insurance	378	584	501	592	501	501	-	0.00%
19	Life Insurance	254	228	374	187	374	374	-	0.00%
20	ST/LT Disability Insurance	280	314	322	328	322	322	-	0.00%
21	Vision Insurance	77	84	101	100	101	101	-	0.00%
22	AD&D	29	40	37	14	37	37	-	0.00%
	Personnel	$ 70,046	$ 104,111	$ 80,483	$ 125,216	$ 80,483	$ 80,483	$ -	0.00%

		Actual 2023-24	Actual 2024-25	Approved Budget 2025-26	Year to Date w/Encumbrance 5/31/2026	Current Year Estimate 2025-26	ICM Proposed Budget 2026-27	Proposed $ Increase (Decrease) From FY 2025-26 Approved Budget	Proposed % Increase (Decrease) From FY 2025-26 Approved Budget
23	Travel - Training & Conferences	$ -	$ -	$ -	$ -	$ -	$ -	$ -	0.00%
24	Mileage - Reimbursement	-	-	-	-	-	-	-	0.00%
25	Subscription and Books	-	-	-	-	-	-	-	0.00%
26	Cell Phones/Pagers	-	-	-	-	-	-	-	0.00%
	Contractual Services	$ -	$ -	$ -	$ -	$ -	$ -	$ -	0.00%
27	General Office Supplies	$ -	$ -	$ -	$ -	$ -	$ -	$ -	0.00%
28	Office Furniture (<$5K)	-	-	-	-	-	-	-	0.00%
29	Computer Hardware	-	-	-	-	-	-	-	0.00%
30	Computer Software	-	-	-	-	-	-	-	0.00%
	Commodities	$ -	$ -	$ -	$ -	$ -	$ -	$ -	0.00%
31	Transfer Out - General Fund	$ -	$ -	$ -	$ -	$ -	$ -	$ -	0.00%
	Transfers Out	$ -	$ -	$ -	$ -	$ -	$ -	$ -	0.00%
	TOTAL EXPENDITURES:	$ 70,046	$ 104,111	$ 80,483	$ 125,216	$ 80,483	$ 80,483	$ -	0.00%
	TOTAL REVENUE & TRANSFERS-IN IN EXCESS (DEFICIT) OVER EXPENDITURES	$ (19,050)	$ (22,124)	$ (30,983)	$ (96,345)	$ (30,983)	$ (30,983)	$ -	
	ESTIMATED ENDING FUND BALANCE	**$ (11,651)**	**$ (33,775)**	**$ (33,823)**	**$ (99,185)**	**$ (33,823)**	**$ (64,806)**		

City of Kyle, Texas
Fund Summary Budget Report
LIBRARY GRANTS FUND (4200)

Line No.		Actual 2023-24	Actual 2024-25	Approved Budget 2025-26	Year to Date w/Encumbrance 5/31/2026	Current Year Estimate 2025-26	ICM Proposed Budget 2026-27	Proposed $ Increase (Decrease) From FY 2025-26 Approved Budget	Proposed % Increase (Decrease) From FY 2025-26 Approved Budget
	BEGINNING FUND BALANCE	$ 5,610	$ 5,610	$ 5,610	$ 5,610	$ 5,610	$ 1,000		
	REVENUE:								
1	Grant- Spanish/Bilingual Books	$ -	$ -	$ -	$ -	$ -	$ -	$ -	0.00%
2	Grant-Texas Book Festival	-	-	-	-	-	-	-	0.00%
3	Grant-TSLAC/E-Books	-	-	-	-	-	-	-	0.00%
4	Grant- HEB (Summer Program)	-	-	-	-	-	-	-	0.00%
5	Grant-Ladd&Katherine Hancher	-	-	-	-	-	-	-	0.00%
6	Library Donations/Contribution	-	-	-	-	-	-	-	0.00%
	TOTAL REVENUE:	$ -	$ -	$ -	$ -	$ -	$ -	$ -	0.00%
	EXPENDITURES:								
	Transfers Out								
1	Transfer Out - General Fund	$ -	$ -	$ 4,610	$ 2,305	$ 4,610	$ 4,610	$ -	0.00%
	Total Transfers Out	$ -	$ -	$ 4,610	$ 2,305	$ 4,610	$ 4,610	$ -	0.00%
	Grant-Ladd & Katherine Hancher								
2	Supplies - Butterfly Garden	$ -	$ -	$ -	$ -	$ -	$ -	$ -	0.00%
	Total Grant-Ladd & Katherine Hancher	$ -	$ -	$ -	$ -	$ -	$ -	$ -	0.00%
	TOTAL EXPENDITURES:	$ -	$ -	$ 4,610	$ 2,305	$ 4,610	$ 4,610	$ -	0.00%
	TOTAL REVENUE & TRANSFERS-IN IN EXCESS (DEFICIT) OVER EXPENDITURES	$ -	$ -	$ (4,610)	$ (2,305)	$ (4,610)	$ (4,610)	$ -	
	ESTIMATED ENDING FUND BALANCE	**$ 5,610**	**$ 5,610**	**$ 1,000**	**$ 3,305**	**$ 1,000**	**$ (3,610)**		

City of Kyle, Texas
Fund Summary Budget Status Report
CDBG GRANT FUND (4240)

Line No.		Actual 2023-24	Actual 2024-25	Approved Budget 2025-26	Year to Date w/Encumbrance 5/31/2026	Current Year Estimate 2025-26	ICM Proposed Budget 2026-27	Proposed $ Increase (Decrease) From FY 2025-26 Approved Budget	Proposed % Increase (Decrease) From FY 2025-26 Approved Budget
	BEGINNING FUND BALANCE	$ -	$ -	$ -	$ -	$ -	$ -		
	REVENUE:								
1	Grant Reimbursement	$ -	$ -	$ -	$ 266,144	$ 266,144	$ 572,006	$ 572,006	0.00%
	TOTAL REVENUE:	$ -	$ -	$ -	$ 266,144	$ 266,144	$ 572,006	$ 572,006	0.00%
	EXPENDITURES:								
	CDBG Program - Capital Outlay								
2	CDBG Program	$ -	$ -	$ -	$ 266,144	$ 266,144	$ 572,006	$ 572,006	0.00%
	Total CDBG Program - Capital Outlay	$ -	$ -	$ -	$ 266,144	$ 266,144	$ 572,006	$ 572,006	0.00%
	TOTAL EXPENDITURES:	$ -	$ -	$ -	$ 266,144	$ 266,144	$ 572,006	$ 572,006	0.00%
	TOTAL REVENUE & TRANSFERS-IN IN EXCESS (DEFICIT) OVER EXPENDITURES	$ -	$ -	$ -	$ -	$ -	$ -	$ -	
	ESTIMATED ENDING FUND BALANCE	**$ -**	**$ -**	**$ -**	**$ -**	**$ -**	**$ -**		

City of Kyle, Texas
Fund Summary Budget Report
PLUM CREEK WATERSHED PROTECTION PLAN IMPLEMENTATION LOW IMPACT DEVELOPMENT GRANT (4310)

		Actual 2023-24	Actual 2024-25	Approved Budget 2025-26	Year to Date w/Encumbrance 5/31/2026	Current Year Estimate 2025-26	ICM Proposed Budget 2026-27	Proposed $ Increase (Decrease) From FY 2025-26 Approved Budget	Proposed % Increase (Decrease) From FY 2025-26 Approved Budget
	BEGINNING FUND BALANCE	$ 115,329	$ 115,329	$ 93,329	$ 110,754	$ 110,754	$ 85,754		
Line No.									
	REVENUE:								
1	Grant Reimbursement	$ -	$ -	$ -	$ -	$ -	$ -	$ -	0.00%
2	Transfer In - Wastewater Operating	-	-	-	-	-	-	-	0.00%
	TOTAL REVENUE:	$ -	$ -	$ -	$ -	$ -	$ -	$ -	0.00%
	EXPENDITURES:								
1	Grant Administration	$ -	$ -	$ -	$ -	$ -	$ -	$ -	0.00%
2	Capital Improvements - Construction	-	-	-	-	-	-	-	0.00%
3	Engineering Services - Capital Outlay	-	-	-	-	-	-	-	0.00%
4	Services - Hog Management	-	4,575	25,000	-	25,000	25,000	-	0.00%
	TOTAL EXPENDITURES:	$ -	$ 4,575	$ 25,000	$ -	$ 25,000	$ 25,000	$ -	0.00%
	TOTAL REVENUE & TRANSFERS-IN IN EXCESS (DEFICIT) OVER EXPENDITURES	$ -	$ (4,575)	$ (25,000)	$ -	$ (25,000)	$ (25,000)	$ -	
	ESTIMATED ENDING FUND BALANCE	**$ 115,329**	**$ 110,754**	**$ 68,329**	**$ 110,754**	**$ 85,754**	**$ 60,754**		

City of Kyle, Texas
Fund Summary Budget Status Report
AMERICAN RESCUE PLAN ACT FUND (4401)

Line No.		Actual 2023-24	Actual 2024-25	Approved Budget 2025-26	Year to Date w/Encumbrance 5/31/2026	Current Year Estimate 2025-26	ICM Proposed Budget 2026-27	Proposed $ Increase (Decrease) From FY 2025-26 Approved Budget	Proposed % Increase (Decrease) From FY 2025-26 Approved Budget
	BEGINNING FUND BALANCE	$ (90)	$ (90)	$ (11,939)	$ (99)	(99)	$ -		
	REVENUE:								
1	Grant Reimbursement	$ -	$ 1,854,795	$ -	$ -	$ 1,469,982	$ -	$ -	0.00%
	TOTAL REVENUE:	$ -	$ 1,854,795	$ -	$ -	$ 1,469,982	$ -	$ -	0.00%
	EXPENDITURES:								
2	Grant Management Services	$ -	$ -	$ 70,000	$ 70,000	$ -	$ -	$ (70,000)	-100.00%
3	Public Notices	-	-	-	-	-	-	-	0.00%
	Total Contractuals	$ -	$ -	$ 70,000	$ 70,000	$ -	$ -	$ (70,000)	-100.00%
	CR 158 Waterstone Facilities								
4	Capital Improvements - Construction	$ -	$ -	$ 4,896,182	$ 3,077,441	$ 108,775	$ -	$ (4,896,182)	-100.00%
	Total CR 158 Waterstone Facilities	$ -	$ -	$ 4,896,182	$ 3,077,441	$ 108,775	$ -	$ (4,896,182)	-100.00%
	WWTP NPW System Improvements								
5	Capital Improvements - Construction	$ -	$ -	$ 1,505,658	$ 1,452,580	$ 1,361,108	$ -	$ (1,505,658)	-100.00%
	Total WWTP NPW System Improvements	$ -	$ -	$ 1,505,658	$ 1,452,580	$ 1,361,108	$ -	$ (1,505,658)	-100.00%
	Property Acquisition (Downtown & KWU)								
6	Capital Improvements - Construction	$ -	$ 1,854,804	$ -	$ -	$ -	$ -	$ -	0.00%
	Total Property Acquisition (Downtown & KWU)	$ -	$ 1,854,804	$ -	$ -	$ -	$ -	$ -	0.00%
	TOTAL EXPENDITURES:	$ -	$ 1,854,804	$ 6,471,840	$ 4,600,021	$ 1,469,883	$ -	$ (6,471,840)	-100.00%
	TOTAL REVENUE & TRANSFERS-IN IN EXCESS (DEFICIT) OVER EXPENDITURES	$ -	$ (9)	$ (6,471,840)	$ (4,600,021)	$ 99	$ -	$ 6,471,840	
	ESTIMATED ENDING FUND BALANCE	**$ (90)**	**$ (99)**	**$ (6,483,779)**	**$ (4,600,119)**	**$ -**	**$ -**		

City of Kyle, Texas
Fund Summary Budget Report
PUBLIC EDUCATION & GOVERNMENT ACCESS FEE FUND (4500)

Line No.		Actual 2023-24	Actual 2024-25	Approved Budget 2025-26	Year to Date w/Encumbrance 5/31/2026	Current Year Estimate 2025-26	ICM Proposed Budget 2026-27	Proposed $ Increase (Decrease) From FY 2025-26 Approved Budget	Proposed % Increase (Decrease) From FY 2025-26 Approved Budget
	BEGINNING FUND BALANCE	$ 338,685	$ 269,816	$ 284,167	$ 304,163	$ 304,163	$ 140,699		
	REVENUE:								
1	Public,Educ.&Gov't Access Fees	$ 60,288	$ 52,666	$ 50,000	$ 34,575	$ 46,536	$ 50,000	$ -	0.00%
	TOTAL REVENUE:	$ 60,288	$ 52,666	$ 50,000	$ 34,575	$ 46,536	$ 50,000	$ -	0.00%
	EXPENDITURES:								
1	PEG Channel Equipment	$ 67,919	$ 18,319	$ 50,000	$ 7,893	$ 50,000	$ 50,000	$ -	0.00%
2	PEG Channel Furniture & Fixtures	40,757	-	-	-	-	-	-	0.00%
3	PEG Channel Supplies	20,481	-	10,000	-	10,000	10,000	-	0.00%
4	Legal Services	-	-	-	-	-	-	-	0.00%
5	IT Software/System Fees	-	-	-	-	-	-	-	0.00%
6	PEG Channel Improvements	-	-	150,000	-	150,000	150,000	-	0.00%
	TOTAL EXPENDITURES:	$ 129,157	$ 18,319	$ 210,000	$ 7,893	$ 210,000	$ 210,000	$ -	0.00%
	TOTAL REVENUE & TRANSFERS-IN IN EXCESS (DEFICIT) OVER EXPENDITURES	$ (68,869)	$ 34,347	$ (160,000)	$ 26,682	$ (163,464)	$ (160,000)	$ -	
	ESTIMATED ENDING FUND BALANCE	**$ 269,816**	**$ 304,163**	**$ 124,167**	**$ 330,845**	**$ 140,699**	**$ (19,301)**		

City of Kyle, Texas
Fund Summary Budget Report
OTHER POST EMPLOYMENT BENEFIT FUND (8100)

Line No.		Actual 2023-24	Actual 2024-25	Approved Budget 2025-26	Year to Date w/Encumbrance 5/31/2026	Current Year Estimate 2025-26	ICM Proposed Budget 2026-27	Proposed $ Increase (Decrease) From FY 2025-26 Approved Budget	Proposed % Increase (Decrease) From FY 2025-26 Approved Budget
	BEGINNING FUND BALANCE	$ (2,122)	$ -	$ -	$ -	$ -	$ -		
	REVENUE:								
1	Reimbursement from OPEB Trust	$ -	$ -	$ 5,000	$ -	$ 5,000	$ 5,000	$ -	0.00%
2	Transfer In - General Fund	-	-	-	-	-	-	-	0.00%
3	Transfer In - Utility Fund	-	-	-	-	-	-	-	0.00%
	Total Revenue & Transfers In	$ -	$ -	$ 5,000	$ -	$ 5,000	$ 5,000	$ -	0.00%
	EXPENDITURES:								
1	Health Insurance	$ (2,122)	$ -	$ 5,000	$ -	$ 5,000	$ 5,000	$ -	0.00%
2	OPEB Liability Payment to Trustee	-	-	-	-	-	-	-	0.00%
	TOTAL EXPENDITURES:	$ (2,122)	$ -	$ 5,000	$ -	$ 5,000	$ 5,000	$ -	0.00%
	TOTAL REVENUE & TRANSFERS-IN IN EXCESS (DEFICIT) OVER EXPENDITURES	$ 2,122	$ -	$ -	$ -	$ -	$ -	$ -	
	ESTIMATED ENDING FUND BALANCE	**$ -**	**$ -**	**$ -**	**$ -**	**$ -**	**$ -**		

City of Kyle, Texas
Fund Summary Budget Report
BUNTON CREEK PID (8200)

Line No.		Actual 2023-24	Actual 2024-25	Approved Budget 2025-26	Year to Date w/Encumbrance 5/31/2026	Current Year Estimate 2025-26	ICM Proposed Budget 2026-27	Proposed $ Increase (Decrease) From FY 2025-26 Approved Budget	Proposed % Increase (Decrease) From FY 2025-26 Approved Budget
	BEGINNING FUND BALANCE	$ -	$ 319	$ 319	$ 1,632	$ 1,632	$ 59,196		
	REVENUE:								
1	Gross Assessments	$ 68,348	$ 66,786	$ 65,000	$ 63,341	$ 122,564	$ 65,000	$ -	0.00%
2	Assessment Fees	-	-	-	-	-	-	-	0.00%
3	Assessment Penalties	-	-	-	-	-	-	-	0.00%
4	Assessment Interest	-	-	-	-	-	-	-	0.00%
5	Transfer In - General Fund	-	-	-	-	-	-	-	0.00%
6	Transfer In - Utility Operating	-	-	-	-	-	-	-	0.00%
	Total Revenue & Transfers In	$ 68,348	$ 66,786	$ 65,000	$ 63,341	$ 122,564	$ 65,000	$ -	0.00%
	EXPENDITURES:								
1	Travel Expense	$ -	$ -	$ -	$ -	$ -	$ -	$ -	0.00%
2	Legal Services	-	-	-	-	-	-	-	0.00%
3	PID Administration	3,401	3,355	3,250	710	3,250	3,250	-	0.00%
4	Disbursements - PID Holdings	64,628	62,118	61,750	61,806	61,750	61,750	-	0.00%
5	Transfer Out - General Fund	-	-	-	-	-	-	-	0.00%
	TOTAL EXPENDITURES:	$ 68,029	$ 65,473	$ 65,000	$ 62,516	$ 65,000	$ 65,000	$ -	0.00%
	TOTAL REVENUE & TRANSFERS-IN IN EXCESS (DEFICIT) OVER EXPENDITURES	$ 319	$ 1,313	$ -	$ 825	$ 57,564	$ -	$ -	
	ESTIMATED ENDING FUND BALANCE	**$ 319**	**$ 1,632**	**$ 319**	**$ 2,457**	**$ 59,196**	**$ 59,196**		

City of Kyle, Texas
Fund Summary Budget Report
6 CREEKS PID (8210)

Line No.		Actual 2023-24	Actual 2024-25	Approved Budget 2025-26	Year to Date w/Encumbrance 5/31/2026	Current Year Estimate 2025-26	ICM Proposed Budget 2026-27	Proposed $ Increase (Decrease) From FY 2025-26 Approved Budget	Proposed % Increase (Decrease) From FY 2025-26 Approved Budget
	BEGINNING FUND BALANCE	$ (2,574)	$ (1,094)	$ (1,477)	$ (4,248)	$ (4,248)	$ (34,267)		
	REVENUE:								
1	Assessments	$ -	$ -	$ -	$ -	$ -	$ -	$ -	0.00%
2	Developer Contributions	-	-	-	-	-	-	-	0.00%
3	Refunds & Reimbursements	2,574	-	-	-	-	-	-	0.00%
	Total Revenue & Transfers In	$ 2,574	$ -	$ -	$ -	$ -	$ -	$ -	0.00%
	EXPENDITURES:								
1	Legal Services	$ 1,094	$ 3,154	$ -	$ 29,562	$ 29,562	$ -	$ -	0.00%
2	County Recording Fees	-	-	-	186	186	-	-	0.00%
3	Public Notices	-	-	-	270	270	-	-	0.00%
4	Services - Financial Advisory	-	-	-	-	-	-	-	0.00%
5	PID Administration	-	-	-	-	-	-	-	0.00%
6	Services - Appraisal	-	-	-	-	-	-	-	0.00%
	TOTAL EXPENDITURES:	$ 1,094	$ 3,154	$ -	$ 30,019	$ 30,019	$ -	$ -	0.00%
	TOTAL REVENUE & TRANSFERS-IN IN EXCESS (DEFICIT) OVER EXPENDITURES	$ 1,480	$ (3,154)	$ -	$ (30,019)	$ (30,019)	$ -	$ -	
	ESTIMATED ENDING FUND BALANCE	**$ (1,094)**	**$ (4,248)**	**$ (1,477)**	**$ (34,267)**	**$ (34,267)**	**$ (34,267)**		

City of Kyle, Texas
Fund Summary Budget Report
SW KYLE PID #1 (8220)

Line No.		Actual 2023-24	Actual 2024-25	Approved Budget 2025-26	Year to Date w/Encumbrance 3/31/2025	Current Year Estimate 2025-26	ICM Proposed Budget 2026-27	Proposed $ Increase (Decrease) From FY 2025-26 Approved Budget	Proposed % Increase (Decrease) From FY 2025-26 Approved Budget
	BEGINNING FUND BALANCE	$ (1,057)	$ (361)	$ (361)	$ (361)	$ (361)	$ (361)		
	REVENUE:								
1	Assessments	$ -	$ -	$ -	$ -	$ -	$ -	$ -	0.00%
2	Developer Contributions	-	-	-	-	-	-	-	0.00%
3	Refunds & Reimbursements	1,057	-	-	-	-	-	-	0.00%
	Total Revenue & Transfers In	$ 1,057	$ -	$ -	$ -	$ -	$ -	$ -	0.00%
	EXPENDITURES:								
1	Legal Services	$ -	$ -	$ -	$ -	$ -	$ -	$ -	0.00%
2	County Recording Fees	-	-	-	-	-	-	-	0.00%
3	Public Notices	361	-	-	-	-	-	-	0.00%
4	Services - Financial Advisory	-	-	-	-	-	-	-	0.00%
5	PID Administration	-	-	-	-	-	-	-	0.00%
6	Services - Appraisal	-	-	-	-	-	-	-	0.00%
7	Postage	-	-	-	-	-	-	-	0.00%
	TOTAL EXPENDITURES:	$ 361	$ -	$ -	$ -	$ -	$ -	$ -	0.00%
	TOTAL REVENUE & TRANSFERS-IN IN EXCESS (DEFICIT) OVER EXPENDITURES	$ 696	$ -	$ -	$ -	$ -	$ -	$ -	
	ESTIMATED ENDING FUND BALANCE	**$ (361)**	**$ (361)**	**$ (361)**	**$ (361)**	**$ (361)**	**$ (361)**		

City of Kyle, Texas
Fund Summary Budget Report
PLUM CREEK NORTH PID (8225)

Line No.		Actual 2023-24	Actual 2024-25	Approved Budget 2025-26	Year to Date w/Encumbrance 3/31/2025	Current Year Estimate 2025-26	ICM Proposed Budget 2026-27	Proposed $ Increase (Decrease) From FY 2025-26 Approved Budget	Proposed % Increase (Decrease) From FY 2025-26 Approved Budget
	BEGINNING FUND BALANCE	$ 3,370	$ 12,069	$ 15,019	$ 15,019	$ 15,019	$ (4,329)		
	REVENUE:								
1	Developer Contributions	$ -	$ -	$ -	$ -	$ -	$ -	$ -	0.00%
2	PCNDC Committee Fee	12,350	27,450	-	-	-	-	-	0.00%
	Total Revenue & Transfers In	$ 12,350	$ 27,450	$ -	$ -	$ -	$ -	$ -	0.00%
	EXPENDITURES:								
1	Legal Services	$ 3,370	$ -	$ -	$ -	$ -	$ -	$ -	0.00%
2	County Recording Fees	281	-	-	-	-	-	-	0.00%
3	Advertising	-	-	-	-	-	-	-	0.00%
4	Public Notices	-	-	-	-	-	-	-	0.00%
5	Services - Financial Advisory	-	-	-	-	-	-	-	0.00%
6	PID Administration	-	-	-	9,761	9,761	-	-	0.00%
7	Services - Appraisal	-	-	-	-	-	-	-	0.00%
8	PCNDC Committee Payments	-	28,513	-	9,588	9,588	-	-	0.00%
	TOTAL EXPENDITURES:	$ 3,651	$ 28,513	$ -	$ 19,348	$ 19,348	$ -	$ -	0.00%
	TOTAL REVENUE & TRANSFERS-IN IN EXCESS (DEFICIT) OVER EXPENDITURES	$ 8,699	$ (1,063)	$ -	$ (19,348)	$ (19,348)	$ -	$ -	
	ESTIMATED ENDING FUND BALANCE	**$ 12,069**	**$ 11,007**	**$ 15,019**	**$ (4,329)**	**$ (4,329)**	**$ (4,329)**		

City of Kyle, Texas
Fund Summary Budget Report
PORTER COUNTRY (8227)

Line No.		Actual 2023-24	Actual 2024-25	Approved Budget 2025-26	Year to Date w/Encumbrance 3/31/2025	Current Year Estimate 2025-26	ICM Proposed Budget 2026-27	Proposed $ Increase (Decrease) From FY 2025-26 Approved Budget	Proposed % Increase (Decrease) From FY 2025-26 Approved Budget
	BEGINNING FUND BALANCE	$ 39,833	$ 39,738	$ 1,224,400	$ 1,224,400	$ 1,224,400	$ 1,224,400		
	REVENUE:								
1	Developer Contributions	$ -	$ -	$ -	$ -	$ -	$ -	$ -	0.00%
2	PID Tribute Fee	-	1,184,662	-	-	-	-	-	0.00%
	Total Revenue & Transfers In	$ -	$ 1,184,662	$ -	$ -	$ -	$ -	$ -	0.00%
	EXPENDITURES:								
1	Legal Services	$ -	$ -	$ -	$ -	$ -	$ -	$ -	0.00%
2	County Recording Fees	95	49	-	-	-	-	-	0.00%
3	Advertising	-	-	-	-	-	-	-	0.00%
4	Public Notices	-	-	-	-	-	-	-	0.00%
5	Services - Financial Advisory	-	-	-	-	-	-	-	0.00%
6	PID Administration	-	-	-	-	-	-	-	0.00%
7	Postage	-	-	-	-	-	-	-	0.00%
	TOTAL EXPENDITURES:	$ 95	$ 49	$ -	$ -	$ -	$ -	$ -	0.00%
	TOTAL REVENUE & TRANSFERS-IN IN EXCESS (DEFICIT) OVER EXPENDITURES	$ (95)	$ 1,184,613	$ -	$ -	$ -	$ -	$ -	
	ESTIMATED ENDING FUND BALANCE	**$ 39,738**	**$ 1,224,351**	**$ 1,224,400**	**$ 1,224,400**	**$ 1,224,400**	**$ 1,224,400**		

City of Kyle, Texas
Fund Summary Budget Report
LIMESTONE CREEK PID (8228)

Line No.		Actual 2023-24	Actual 2024-25	Approved Budget 2025-26	Year to Date w/Encumbrance 3/31/2025	Current Year Estimate 2025-26	ICM Proposed Budget 2026-27	Proposed $ Increase(Decrease) From FY 2025-26 Approved Budget	Proposed % Increase(Decrease) From FY 2025-26 Approved Budget
	BEGINNING FUND BALANCE	$ 125,985	$ 34,667	$ (26,883)	$ (26,883)	(26,883)	$ (44,082)		
	REVENUE:								
1	Developer Contributions	$ -	$ -	$ -	$ -	$ -	$ -	$ -	0.00%
	Total Revenue & Transfers In	$ -	$ -	$ -	$ -	$ -	$ -	$ -	0.00%
	EXPENDITURES:								
1	Demolition/Lot Cleaning (Capital Outlay)	$ -	$ 124,776	$ -	$ -	$ -	$ -	$ -	0.00%
2	Easement/ROW Acquisition/Relocation Svc	69,930	-	-	-	-	-	-	0.00%
3	Legal Services - Capital Outlay	19,499	1,083	-	-	-	-	-	0.00%
4	Legal Services	1,468	313	-	17,199	17,199	-	-	0.00%
5	County Recording Fees	421	-	-	-	-	-	-	0.00%
6	Advertising	-	-	-	-	-	-	-	0.00%
7	Public Notices	-	-	-	-	-	-	-	0.00%
8	Services - Financial Advisory	-	-	-	-	-	-	-	0.00%
9	PID Administration	-	-	-	-	-	-	-	0.00%
10	Postage	-	-	-	-	-	-	-	0.00%
	TOTAL EXPENDITURES:	$ 91,318	$ 126,171	$ -	$ 17,199	$ 17,199	$ -	$ -	0.00%
	TOTAL REVENUE & TRANSFERS-IN IN EXCESS (DEFICIT) OVER EXPENDITURES	$ (91,318)	$ (126,171)	$ -	$ (17,199)	$ (17,199)	$ -	$ -	
	ESTIMATED ENDING FUND BALANCE	**$ 34,667**	**$ (91,504)**	**$ (26,883)**	**$ (44,082)**	**$ (44,082)**	**$ (44,082)**		

City of Kyle, Texas
Fund Summary Budget Report
KAYAC FUND (8300)

Line No.		Actual 2023-24	Actual 2024-25	Approved Budget 2025-26	Year to Date w/Encumbrance 3/31/2025	Current Year Estimate 2025-26	ICM Proposed Budget 2026-27	Proposed $ Increase(Decrease) From FY 2025-26 Approved Budget	Proposed % Increase(Decrease) From FY 2025-26 Approved Budget
	BEGINNING FUND BALANCE	$ 3,890	$ 3,890	$ 3,890	$ 3,890	3,890	$ 3,890		
	REVENUE:								
1	KAYAC - Donations/Fundraiser	$ -	$ -	$ -	$ -	$ -	$ -	$ -	0.00%
	Total Revenue & Transfers In	$ -	$ -	$ -	$ -	$ -	$ -	$ -	0.00%
	EXPENDITURES:								
1	Services - KAYAC	$ -	$ -	$ -	$ -	$ -	$ -	$ -	0.00%
	TOTAL EXPENDITURES:	$ -	$ -	$ -	$ -	$ -	$ -	$ -	0.00%
	TOTAL REVENUE & TRANSFERS-IN IN EXCESS (DEFICIT) OVER EXPENDITURES	$ -	$ -	$ -	$ -	$ -	$ -	$ -	
	ESTIMATED ENDING FUND BALANCE	**$ 3,890**	**$ 3,890**	**$ 3,890**	**$ 3,890**	**$ 3,890**	**$ 3,890**		

5-Year Capital Improvements Plan (CIP)

Proposed Budget
Fiscal Year 2026-27

City Council Budget Meeting

August 1, 2026

CAPITAL IMPROVEMENTS PROGRAM (CIP)
5-Year CIP Spending Plan
Fiscal Years 2027-2031

GENERAL FUND CIP

1	Street Maintenance Rehab/Microsurfacing Street Improvement Program Citywide									
	Funding Source /Accounting Code(s)	2026 Approved Budget	ITD thru 05/31/2026	Total Project Budget	2027	2028	2029	2030	2031	Total 27-31
	General Fund CIP									
	1110-64800-572170	$ 1,303,371	$ 4,406,995	$ 5,000,000	$ 1,000,000	$ 1,000,000	$ 1,000,000	$ 1,000,000	$ 1,000,000	$ 5,000,000
	1110-64800-572171	$ 1,880,000	$ 1,933,614	$ 9,400,000	$ 1,880,000	$ 1,880,000	$ 1,880,000	$ 1,880,000	$ 1,880,000	$ 9,400,000
	Total Project	3,183,371	6,340,609	14,400,000	2,880,000	2,880,000	2,880,000	2,880,000	2,880,000	14,400,000

2	Pedestrian Crossing Treatments									
	Funding Source /Accounting Code(s)	2026 Approved Budget	ITD thru 05/31/2026	Total Project Budget	2027	2028	2029	2030	2031	Total 27-31
	General Fund CIP									
	1110-TBD	$ -	$ -	$ 1,400,000	$ 1,200,000	$ -	$ -	$ -	$ -	$ 1,200,000

3	Sidewalk Master Plan Implementation									
	Funding Source /Accounting Code(s)	2026 Approved Budget	ITD thru 05/31/2026	Total Project Budget	2027	2028	2029	2030	2031	Total 27-31
	General Fund CIP									
	1110-64802	$ 14,800	$ -	$ 2,500,000	$ 500,000	$ 500,000	$ 500,000	$ 500,000	$ 500,000	$ 2,500,000

4	Kyle Senior Community Center Driveway									
	Funding Source /Accounting Code(s)	2026 Approved Budget	ITD thru 05/31/2026	Total Project Budget	2027	2028	2029	2030	2031	Total 27-31
	General Fund CIP									
	1110-TBD	$ -	$ -	$ 3,000,000	$ 200,000	$ -	$ -	$ -	$ -	$ 200,000

5	Sunflower Circle									
	Funding Source /Accounting Code(s)	2026 Approved Budget	ITD thru 05/31/2026	Total Project Budget	2027	2028	2029	2030	2031	Total 27-31
	General Fund CIP									
	1110-TBD	$ -	$ -	$ 150,000	$ 100,000	$ -	$ -	$ -	$ -	$ 100,000

6	Philomena Sidewalk									
	Funding Source /Accounting Code(s)	2026 Approved Budget	ITD thru 05/31/2026	Total Project Budget	2027	2028	2029	2030	2031	Total 27-31
	General Fund CIP									
	1110-TBD	$ -	$ -	$ 1,500,000	$ -	$ -	$ 1,500,000	$ -	$ -	$ 1,500,000

TOTAL GENERAL FUND CIP	**$ 3,198,171**	**$ 6,340,609**	**$ 22,950,000**	**$ 4,880,000**	**$ 3,380,000**	**$ 4,880,000**	**$ 3,380,000**	**$ 3,380,000**	**$ 19,900,000**

CAPITAL IMPROVEMENTS PROGRAM (CIP)
5-Year CIP Spending Plan
Fiscal Years 2027-2031

CIP PARK DEVELOPMENT FUND

7	Park Improvements - Steeplechase (Funded 50% by TPWD Grant)									
	Funding Source /Accounting Code(s)	2026 Approved Budget	ITD thru 05/31/2026	Total Project Budget	2027	2028	2029	2030	2031	Total 27-31
	CIP Park Development Fund 1720-65300-572340	$ 305,729	$ 1,416,880	$ 1,500,000	$ 750,000	$ 750,000	$ -	$ -	$ -	$ 1,500,000

8	Festive Lighting and Decorations - Parks City Wide									
	Funding Source /Accounting Code(s)	2026 Approved Budget	ITD thru 05/31/2026	Total Project Budget	2027	2028	2029	2030	2031	Total 27-31
	CIP Park Development Fund 1720-65300-572481	$ 508,980	$ 942,723	$ 2,500,000	$ 500,000	$ 500,000	$ 500,000	$ 500,000	$ 500,000	$ 2,500,000

9	Park Improvements - Mary Kyle Hartson									
	Funding Source /Accounting Code(s)	2026 Approved Budget	ITD thru 05/31/2026	Total Project Budget	2027	2028	2029	2030	2031	Total 27-31
	CIP Park Development Fund 1720-65300-572372	$ 899,759	$ 899,759	$ 1,000,000	$ 749,759	$ -	$ -	$ -	$ -	$ 749,759

TOTAL CIP PARK DEVELOPMENT FUND	**$ 1,714,468**	**$ 3,259,363**	**$ 5,000,000**	**$ 1,999,759**	**$ 1,250,000**	**$ 500,000**	**$ 500,000**	**$ 500,000**	**$ 4,749,759**

CAPITAL IMPROVEMENTS PROGRAM (CIP)
5-Year CIP Spending Plan
Fiscal Years 2027-2031

2020 PARKS GO BOND FUND

10	Recreational Fields (50% funding from City bonds + 50% from County parks bonds									
	Funding Source /Accounting Code(s)	2026 Approved Budget	ITD thru 05/31/2026	Total Project Budget	2027	2028	2029	2030	2031	Total 27-31
	2020 Parks GO Bond Fund 1951-67730	$ 8,995,672	$ 5,409,436	$ 14,000,000	$ 2,000,000	$ 8,000,000	$ -	$ -	$ -	$ 10,000,000

11	Plum Creek Trail (50% funding from City bonds + 50% from County parks bonds)									
	Funding Source /Accounting Code(s)	2026 Approved Budget	ITD thru 05/31/2026	Total Project Budget	2027	2028	2029	2030	2031	Total 27-31
	2020 Parks GO Bond Fund 1951-67740	$ 3,222,280	$ 1,219,779	$ 4,000,000	$ 800,000	$ -	$ -	$ -	$ -	$ 800,000

12	Gregg-Clarke Park (50% funding from City bonds + 50% from County parks bonds)									
	Funding Source /Accounting Code(s)	2026 Approved Budget	ITD thru 05/31/2026	Total Project Budget	2027	2028	2029	2030	2031	Total 27-31
	2020 Parks GO Bond Fund									
	1951-67750	$ 1,310,147	$ 1,374,876	$ 1,375,000	$ -	$ -	$ -	$ -	$ -	$ -
	1951-67751	$ -	$ 625,000	$ 625,000	$ -	$ -	$ -	$ -	$ -	$ -
	Total Project	$ 1,310,147	$ 1,999,876	$ 2,000,000	$ -	$ -	$ -	$ -	$ -	$ -

TOTAL 2020 PARKS GO BOND FUND	**$ 13,528,100**	**$ 8,629,091**	**$ 20,000,000**	**$ 2,800,000**	**$ 8,000,000**	**$ -**	**$ -**	**$ -**	**$ 10,800,000**

CAPITAL IMPROVEMENTS PROGRAM (CIP)
5-Year CIP Spending Plan
Fiscal Years 2027-2031

CO BOND FUND (PARKS)

13	Lake Kensington Project									
	Funding Source /Accounting Code(s)	2026 Approved Budget	ITD thru 05/31/2026	Total Project Budget	2027	2028	2029	2030	2031	Total 27-31
	CO Bond Fund (Parks)									
	1956-65320	$ -	$ 652,531	$ 1,100,000	$ 447,469	$ -	$ -	$ -	$ -	$ 447,469
	CO Bond Fund (Intersections)									
	1954-65320	$ 5,564,464	$ -	$ -	$ -	$ -	$ -	$ -	$ -	$ -
	Total Project	$ 5,564,464	$ 652,531	$ 1,100,000	$ 447,469	$ -	$ -	$ -	$ -	$ 447,469

14	Kyle Senior Community Center - 1500 Dacy Lane									
	Funding Source /Accounting Code(s)	2026 Approved Budget	ITD thru 05/31/2026	Total Project Budget	2027	2028	2029	2030	2031	Total 27-31
	CO Bond Fund (Parks)									
	1956-63208	$ -	$ 2,819,626	$ 2,819,626	$ -	$ -	$ -	$ -	$ -	$ -
	CO Bond Fund (Intersections)									
	1954-63208	$ 2,976,133	$ 3,517,398	$ 3,517,398	$ -	$ -	$ -	$ -	$ -	$ -
	General Fund CIP									
	1110-63208	$ 284,600	$ 1,308,157	$ 1,308,157	$ -	$ -	$ -	$ -	$ -	$ -
	Total Project	$ 3,260,733	$ 7,645,181	$ 7,645,181	$ -	$ -	$ -	$ -	$ -	$ -

TOTAL CO BOND FUND (PARKS)	**$ -**	**$ 3,472,157**	**$ 3,919,626**	**$ 447,469**	**$ -**	**$ -**	**$ -**	**$ -**	**$ 447,469**
TOTAL CO BOND FUND (INTERSECTIONS)	**$ 8,540,597**	**$ 3,517,398**	**$ 3,517,398**	**$ -**	**$ -**	**$ -**	**$ -**	**$ -**	**$ -**
TOTAL GENERAL FUND CIP	**$ 284,600**	**$ 1,308,157**	**$ 1,308,157**	**$ -**	**$ -**	**$ -**	**$ -**	**$ -**	**$ -**

CAPITAL IMPROVEMENTS PROGRAM (CIP)
5-Year CIP Spending Plan
Fiscal Years 2027-2031

TIRZ #1 FUND

15	Traffic Improvements for Kyle Crossing at Kohlers Crossing									
	Funding Source /Accounting Code(s)	2026 Approved Budget	ITD thru 05/31/2026	Total Project Budget	2027	2028	2029	2030	2031	Total 27-31
	CO Bond Fund (Intersections)									
	1954-64875	$ 1,977,130	$ 756,825	$ 756,825	$ -	$ -	$ -	$ -	$ -	$ -
	TIRZ #1 Fund									
	1520-64785	$ -	$ -	$ 3,243,175	$ 1,500,000	$ 2,500,000	$ -	$ -	$ -	$ 4,000,000
	Total Project	$ 1,977,130	$ 756,825	$ 4,000,000	$ 1,500,000	$ 2,500,000	$ -	$ -	$ -	$ 4,000,000

TOTAL CO BOND FUND (INTERSECTIONS)	**$ 1,977,130**	**$ 756,825**	**$ 756,825**	**$ -**	**$ -**	**$ -**	**$ -**	**$ -**	**$ -**
TOTAL TIRZ #1 FUND	**$ -**	**$ -**	**$ 3,243,175**	**$ 1,500,000**	**$ 2,500,000**	**$ -**	**$ -**	**$ -**	**$ 4,000,000**

CAPITAL IMPROVEMENTS PROGRAM (CIP)
5-Year CIP Spending Plan
Fiscal Years 2027-2031

TIRZ #2 FUND

16	Roundabout - Sanders at Kohlers Crossing									
	Funding Source /Accounting Code(s)	2026 Approved Budget	ITD thru 05/31/2026	Total Project Budget	2027	2028	2029	2030	2031	Total 27-31
	TIRZ #2 Fund 1530-64866	$ 5,310,203	$ 3,544,060	$ 6,000,000	$ 4,785,992	$ -	$ -	$ -	$ -	$ 4,785,992

17	Roundabout Illumination & Other Improvements									
	Funding Source /Accounting Code(s)	2026 Approved Budget	ITD thru 05/31/2026	Total Project Budget	2027	2028	2029	2030	2031	Total 27-31
	TIRZ #2 Fund 1530-64868	$ 11,683,257	$ 26,290	$ 12,000,000	$ 4,000,000	$ 7,657,257	$ -	$ -	$ -	$ 11,657,257

18	Roundabout - Benner Road at Kohlers Crossing									
	Funding Source /Accounting Code(s)	2026 Approved Budget	ITD thru 05/31/2026	Total Project Budget	2027	2028	2029	2030	2031	Total 27-31
	TIRZ #2 Fund 1530-64865	$ 5,127,910	$ 1,331,511	$ 6,000,000	$ -	$ 4,608,077	$ -	$ -	$ -	$ 4,608,077

19	Cromwell Road Extension									
	Funding Source /Accounting Code(s)	2026 Approved Budget	ITD thru 05/31/2026	Total Project Budget	2027	2028	2029	2030	2031	Total 27-31
	TIRZ #2 Fund 1530-64862	$ 651,745	$ 668,094	$ 5,700,000	$ 500,000	$ 5,000,000	$ -	$ -	$ -	$ 5,500,000

TOTAL TIRZ #2 FUND	**$ 22,773,115**	**$ 5,569,956**	**$ 29,700,000**	**$ 9,285,992**	**$ 17,265,334**	**$ -**	**$ -**	**$ -**	**$ 26,551,326**

CAPITAL IMPROVEMENTS PROGRAM (CIP)
5-Year CIP Spending Plan
Fiscal Years 2027-2031

WATER IMPACT FEE FUND

20	Lehman Booster Pump Station Expansion									
	Funding Source /Accounting Code(s)	2026 Approved Budget	ITD thru 05/31/2026	Total Project Budget	2027	2028	2029	2030	2031	Total 27-31
	Water CIP Impact Fee Fund 3320-86816	$ 1,778,349	$ 1,479,930	$ 25,000,000	$ 13,000,000	$ 10,000,000	$ -	$ -	$ -	$ 23,000,000

21	Post Oak EST Waterline									
	Funding Source /Accounting Code(s)	2026 Approved Budget	ITD thru 05/31/2026	Total Project Budget	2027	2028	2029	2030	2031	Total 27-31
	Water CIP Impact Fee Fund 3320-86712	$ 1,914,841	$ 1,375,476	$ 15,000,000	$ 6,000,000	$ 6,000,000	$ -	$ -	$ -	$ 12,000,000

22	24" Goforth Waterline-Maredia/Weigand									
	Funding Source /Accounting Code(s)	2026 Approved Budget	ITD thru 05/31/2026	Total Project Budget	2027	2028	2029	2030	2031	Total 27-31
	Water CIP Impact Fee Fund 3320-88105	$ 1,000,000	$ -	$ 4,232,420	$ 4,232,420	$ -	$ -	$ -	$ -	$ 4,232,420

23	1626 to Veterans 16" Waterline									
	Funding Source /Accounting Code(s)	2026 Approved Budget	ITD thru 05/31/2026	Total Project Budget	2027	2028	2029	2030	2031	Total 27-31
	Water CIP Impact Fee Fund 3320-88106	$ 450,000	$ -	$ 15,000,000	$ 4,000,000	$ 8,500,000	$ -	$ -	$ -	$ 12,500,000

24	Kyle Parkway/Lehman Waterline betterment (ROAD BOND)									
	Funding Source /Accounting Code(s)	2026 Approved Budget	ITD thru 05/31/2026	Total Project Budget	2027	2028	2029	2030	2031	Total 27-31
	Water CIP Impact Fee Fund 3320-TBD	$ -	$ -	$ 3,899,054	$ 3,899,054	$ -	$ -	$ -	$ -	$ 3,899,054

25	GBRA Waterline									
	Funding Source /Accounting Code(s)	2026 Approved Budget	ITD thru 05/31/2026	Total Project Budget	2027	2028	2029	2030	2031	Total 27-31
	Water CIP Impact Fee Fund 3320-68818	$ 3,629,998	$ 1,814,998	$ 3,629,996	$ 1,814,998	$ -	$ -	$ -	$ -	$ 1,814,998

26	Well #3 Improvements									
	Funding Source /Accounting Code(s)	2026 Approved Budget	ITD thru 05/31/2026	Total Project Budget	2027	2028	2029	2030	2031	Total 27-31
	Water CIP Impact Fee Fund 3320-88111	$ 650,000	$ -	$ 3,000,000	$ 1,000,000	$ 1,500,000	$ -	$ -	$ -	$ 2,500,000

27	Old Stagecoach Waterline									
	Funding Source /Accounting Code(s)	2026 Approved Budget	ITD thru 05/31/2026	Total Project Budget	2027	2028	2029	2030	2031	Total 27-31
	Water CIP Impact Fee Fund 3320-88114	$ 950,000	$ -	$ 950,000	$ 950,000	$ -	$ -	$ -	$ -	$ 950,000

CAPITAL IMPROVEMENTS PROGRAM (CIP)
5-Year CIP Spending Plan
Fiscal Years 2027-2031

28	24" Goforth Waterline-Meritage Homes									
	Funding Source /Accounting Code(s)	2026 Approved Budget	ITD thru 05/31/2026	Total Project Budget	2027	2028	2029	2030	2031	Total 27-31
	Water CIP Impact Fee Fund 3320-88104	$ 80,000	$ -	$ 720,000	$ 720,000	$ -	$ -	$ -	$ -	$ 720,000

29	Water Line Improvements									
	Funding Source /Accounting Code(s)	2026 Approved Budget	ITD thru 05/31/2026	Total Project Budget	2027	2028	2029	2030	2031	Total 27-31
	Water CIP Impact Fee Fund 3320-86400	$ 1,236,644	$ 387,230	$ 3,500,000	$ 500,000	$ 1,000,000	$ 500,000	$ 1,000,000	$ 500,000	$ 3,500,000

30	Indirect/Direct Portable Use									
	Funding Source /Accounting Code(s)	2026 Approved Budget	ITD thru 05/31/2026	Total Project Budget	2027	2028	2029	2030	2031	Total 27-31
	Water CIP Impact Fee Fund 3320-88113	$ 500,000	$ -	$ 142,500,000	$ 500,000	$ -	$ 10,000,000	$ 4,000,000	$ -	$ 14,500,000

31	Generators for Water Pump Station Sites									
	Funding Source /Accounting Code(s)	2026 Approved Budget	ITD thru 05/31/2026	Total Project Budget	2027	2028	2029	2030	2031	Total 27-31
	Water CIP Impact Fee Fund 3320-86708	$ 1,436,084	$ 2,075,757	$ 2,660,000	$ 1,325,757	$ -	$ -	$ -	$ -	$ 1,325,757

32	Old Highway 81 Waterline									
	Funding Source /Accounting Code(s)	2026 Approved Budget	ITD thru 05/31/2026	Total Project Budget	2027	2028	2029	2030	2031	Total 27-31
	Water CIP Impact Fee Fund 3320-TBD	$ -	$ -	$ 1,000,000	$ 1,000,000	$ -	$ -	$ -	$ -	$ 1,000,000

33	Pump House Road Waterline									
	Funding Source /Accounting Code(s)	2026 Approved Budget	ITD thru 05/31/2026	Total Project Budget	2027	2028	2029	2030	2031	Total 27-31
	Water CIP Impact Fee Fund 3320-88103	$ 400,000	$ -	$ 500,000	$ 420,000	$ -	$ -	$ -	$ -	$ 420,000

34	Yarrington & Lehman Pump Stations									
	Funding Source /Accounting Code(s)	2026 Approved Budget	ITD thru 05/31/2026	Total Project Budget	2027	2028	2029	2030	2031	Total 27-31
	Water CIP Impact Fee Fund 3320-86703	$ 404,510	$ 4,510	$ 404,510	$ 400,000	$ -	$ -	$ -	$ -	$ 400,000

35	Water Tank Rehabilitation									
	Funding Source /Accounting Code(s)	2026 Approved Budget	ITD thru 05/31/2026	Total Project Budget	2027	2028	2029	2030	2031	Total 27-31
	Water CIP Impact Fee Fund 3320-86700	$ 500,000	$ 17,450	$ 1,350,000	$ 150,000	$ 400,000	$ -	$ 400,000	$ 400,000	$ 1,350,000

CAPITAL IMPROVEMENTS PROGRAM (CIP)
5-Year CIP Spending Plan
Fiscal Years 2027-2031

36	**Schlemmer & Porter Phase 4 - W**									
	Funding Source /Accounting Code(s)	2026 Approved Budget	ITD thru 05/31/2026	Total Project Budget	2027	2028	2029	2030	2031	Total 27-31
	Water CIP Impact Fee Fund 3320-TBD	$ -	$ -	$ 2,500,000	$ 75,000	$ 50,000	$ 250,000	$ 850,000	$ -	$ 1,225,000
	TOTAL WATER CIP IMPACT FEE FUND	**$ 14,930,426**	**$ 7,155,350**	**$ 225,845,980**	**$ 39,987,229**	**$ 27,450,000**	**$ 10,750,000**	**$ 6,250,000**	**$ 900,000**	**$ 85,337,229**

CAPITAL IMPROVEMENTS PROGRAM (CIP)
5-Year CIP Spending Plan
Fiscal Years 2027-2031

CO BOND FUND (WATER UTILITIES)

37	FM 1626 Transmission Waterline to Kohlers									
	Funding Source /Accounting Code(s)	2026 Approved Budget	ITD thru 05/31/2026	Total Project Budget	2027	2028	2029	2030	2031	Total 27-31
	CO Bond Fund (Water Utilities) 1955-88102	$ 16,217,889	$ 717,889	$ 15,500,000	$ 6,500,000	$ -	$ -	$ -	$ -	$ 6,500,000

38	Waterline from Anthem									
	Funding Source /Accounting Code(s)	2026 Approved Budget	ITD thru 05/31/2026	Total Project Budget	2027	2028	2029	2030	2031	Total 27-31
	CO Bond Fund (Water Utilities) 1955-86702	$ 2,737,106	$ 108,730	$ 4,000,000	$ 3,600,000	$ -	$ -	$ -	$ -	$ 3,600,000

39	Pressure Plane 3 Pump Station									
	Funding Source /Accounting Code(s)	2026 Approved Budget	ITD thru 05/31/2026	Total Project Budget	2027	2028	2029	2030	2031	Total 27-31
	CO Bond Fund (Water Utilities) 1955-86825	$ 15,000,000	$ -	$ 50,000,000	$ -	$ -	$ -	$ 15,000,000	$ 25,000,000	$ 40,000,000
	Water CIP Impact Fee Fund 3320-86825	$ -	$ 48,932	$ 50,000,000	$ -	$ -	$ -	$ -	$ -	$ -
	Total Project	$ 15,000,000	$ 48,932	$ 100,000,000	$ -	$ -	$ -	$ 15,000,000	$ 25,000,000	$ 40,000,000

40	FM 1626 Pump Station Improvements									
	Funding Source /Accounting Code(s)	2026 Approved Budget	ITD thru 05/31/2026	Total Project Budget	2027	2028	2029	2030	2031	Total 27-31
	CO Bond Fund (Water Utilities) 1955-88100	$ 37,383,786	$ 28,332,530	$ 38,000,000	$ -	$ -	$ -	$ -	$ -	$ -
	Water CIP Impact Fee Fund 3320-88100	$ -	$ 161	$ 38,000,000	$ -	$ -	$ -	$ -	$ -	$ -
	Total Project	$ 37,383,786	$ 28,332,691	$ 76,000,000	$ -	$ -	$ -	$ -	$ -	$ -

TOTAL WATER CIP IMPACT FEE FUND	**$ -**	**$ 49,093**	**$ 88,000,000**	**$ -**	**$ -**	**$ -**	**$ -**	**$ -**	**$ -**
TOTAL CO BOND FUND (WATER UTILITIES)	**$ 71,338,781**	**$ 29,159,149**	**$ 107,500,000**	**$ 10,100,000**	**$ -**	**$ -**	**$ 15,000,000**	**$ 25,000,000**	**$ 50,100,000**

CAPITAL IMPROVEMENTS PROGRAM (CIP)
5-Year CIP Spending Plan
Fiscal Years 2027-2031

WASTEWATER IMPACT FEE FUND

41	North Trails WW Interceptor									
	Funding Source /Accounting Code(s)	2026 Approved Budget	ITD thru 05/31/2026	Total Project Budget	2027	2028	2029	2030	2031	Total 27-31
	Wastewater CIP Impact Fee Fund 3420-89200	$ 7,680,199	$ 76,605	$ 13,000,000	$ 8,000,000	$ 4,000,000	$ -	$ -	$ -	$ 12,000,000

42	Plum Creek Golf Course Reclaimed Waterline									
	Funding Source /Accounting Code(s)	2026 Approved Budget	ITD thru 05/31/2026	Total Project Budget	2027	2028	2029	2030	2031	Total 27-31
	Wastewater CIP Impact Fee Fund 3420-89902	$ 3,629,222	$ 529,259	$ 20,000,000	$ 4,000,000	$ 6,000,000	$ 6,000,000	$ -	$ -	$ 16,000,000

43	Dacy WW Pipeline Upgrade to 18"									
	Funding Source /Accounting Code(s)	2026 Approved Budget	ITD thru 05/31/2026	Total Project Budget	2027	2028	2029	2030	2031	Total 27-31
	Wastewater CIP Impact Fee Fund 3420-89905	$ 2,888,752	$ 95,854	$ 3,000,000	$ 3,000,000	$ -	$ -	$ -	$ -	$ 3,000,000

44	Wastewater Line Improvements									
	Funding Source /Accounting Code(s)	2026 Approved Budget	ITD thru 05/31/2026	Total Project Budget	2027	2028	2029	2030	2031	Total 27-31
	Wastewater CIP Impact Fee Fund 3420-87400	$ 1,459,408	$ 459,408	$ 4,500,000	$ 1,500,000	$ -	$ 1,500,000	$ -	$ 1,500,000	$ 4,500,000

45	Waterleaf Interceptor									
	Funding Source /Accounting Code(s)	2026 Approved Budget	ITD thru 05/31/2026	Total Project Budget	2027	2028	2029	2030	2031	Total 27-31
	Wastewater CIP Impact Fee Fund 3420-89904	$ 3,031,402	$ 226,717	$ 5,000,000	$ 1,500,000	$ -	$ -	$ -	$ 3,000,000	$ 4,500,000

46	Steeplechase WW Interceptor Upgrade to 30"									
	Funding Source /Accounting Code(s)	2026 Approved Budget	ITD thru 05/31/2026	Total Project Budget	2027	2028	2029	2030	2031	Total 27-31
	Wastewater CIP Impact Fee Fund 3420-89909	$ 10,077,446	$ 1,164,949	$ 18,000,000	$ 1,000,000	$ 1,000,000	$ 10,500,000	$ 3,000,000	$ -	$ 15,500,000

47	Four Seasons Farms WW Interceptor Upgrade to 36"									
	Funding Source /Accounting Code(s)	2026 Approved Budget	ITD thru 05/31/2026	Total Project Budget	2027	2028	2029	2030	2031	Total 27-31
	Wastewater CIP Impact Fee Fund 3420-89910	$ 5,741,710	$ 266,930	$ 7,500,000	$ 500,000	$ 1,000,000	$ 6,000,000	$ -	$ -	$ 7,500,000

48	Generators for Wastewater Lift Station Sites									
	Funding Source /Accounting Code(s)	2026 Approved Budget	ITD thru 05/31/2026	Total Project Budget	2027	2028	2029	2030	2031	Total 27-31
	Wastewater CIP Impact Fee Fund 3420-89908	$ 1,376,489	$ 685,467	$ 2,660,000	$ 500,000	$ -	$ -	$ -	$ -	$ 500,000

CAPITAL IMPROVEMENTS PROGRAM (CIP)
5-Year CIP Spending Plan
Fiscal Years 2027-2031

49	**Center Street Village WW Project**									
	Funding Source /Accounting Code(s)	2026 Approved Budget	ITD thru 05/31/2026	Total Project Budget	2027	2028	2029	2030	2031	Total 27-31
	Wastewater CIP Impact Fee Fund 3420-89400	$ 2,732,533	$ 2,757,029	$ 3,000,000	$ 200,000	$ -	$ -	$ -	$ -	$ 200,000

50	**Schlemmer & Porter Phase 4 - WW**									
	Funding Source /Accounting Code(s)	2026 Approved Budget	ITD thru 05/31/2026	Total Project Budget	2027	2028	2029	2030	2031	Total 27-31
	Wastewater CIP Impact Fee Fund 3420-TBD	$ -	$ -	$ 2,500,000	$ 75,000	$ 50,000	$ 250,000	$ 850,000	$ -	$ 1,225,000

TOTAL WASTEWATER CIP IMPACT FEE FUND	**$ 38,617,161**	**$ 6,262,217**	**$ 79,160,000**	**$ 20,275,000**	**$ 12,050,000**	**$ 24,250,000**	**$ 3,850,000**	**$ 4,500,000**	**$ 64,925,000**

CAPITAL IMPROVEMENTS PROGRAM (CIP)
5-Year CIP Spending Plan
Fiscal Years 2027-2031

CO Bond Fund (WWTP EXPANSION)

51	WWTP Expansion PH II, 9MGD									
	Funding Source /Accounting Code(s)	2026 Approved Budget	ITD thru 05/31/2026	Total Project Budget	2027	2028	2029	2030	2031	Total 27-31
	CO Bond Fund (WWTP Expansion)									
	1953-88310	$ 88,517,105	$ 81,954,459	$ 260,000,000	$ 50,000,000	$ 80,000,000	$ 40,000,000	$ -	$ -	$ 170,000,000
	Wastewater CIP Impact Fee Fund									
	3420-88310	$ 663	$ 878	$ -	$ -	$ -	$ -	$ -	$ -	$ -
	Total Project	$ 88,517,768	$ 81,955,337	$ 260,000,000	$ 50,000,000	$ 80,000,000	$ 40,000,000	$ -	$ -	$ 170,000,000

52	WWTP Interceptor Improvement - Ph 1									
	Funding Source /Accounting Code(s)	2026 Approved Budget	ITD thru 05/31/2026	Total Project Budget	2027	2028	2029	2030	2031	Total 27-31
	CO Bond Fund (WWTP Expansion)									
	1953-88410	$ 229,083	$ 513,194	$ 39,950,615	$ 10,000,000	$ 18,000,000	$ 10,000,000	$ -	$ -	$ 38,000,000
	1953-88411	$ 33,024,385	$ 49,385	$ 49,385	$ -	$ -	$ -	$ -	$ -	$ -
	Total Project	$ 33,253,468	$ 562,580	$ 40,000,000	$ 10,000,000	$ 18,000,000	$ 10,000,000	$ -	$ -	$ 38,000,000

53	Expansion - WWTP Access Road									
	Funding Source /Accounting Code(s)	2026 Approved Budget	ITD thru 05/31/2026	Total Project Budget	2027	2028	2029	2030	2031	Total 27-31
	CO Bond Fund (WWTP Expansion)									
	1953-88311	$ 264,045	$ 264,045	$ 300,000	$ -	$ -	$ -	$ -	$ -	$ -

TOTAL WASTEWATER CIP IMPACT FEE FUND	**$ 663**	**$ 878**	**$ -**	**$ -**	**$ -**	**$ -**	**$ -**	**$ -**	**$ -**
TOTAL CO Bond Fund (WWTP EXPANSION)	**$ 122,034,618**	**$ 82,781,083**	**$ 300,300,000**	**$ 60,000,000**	**$ 98,000,000**	**$ 50,000,000**	**$ -**	**$ -**	**$ 208,000,000**

CAPITAL IMPROVEMENTS PROGRAM (CIP)
5-Year CIP Spending Plan
Fiscal Years 2027-2031

STORM DRAINAGE CIP FUND

54	Goforth Culverts									
	Funding Source /Accounting Code(s)	2026 Approved Budget	ITD thru 05/31/2026	Total Project Budget	2027	2028	2029	2030	2031	Total 27-31
	Storm Drainage CIP Fund 3510-69115	$ 500,000	$ 218,027	$ 1,500,000	$ 1,000,000	$ -	$ -	$ -	$ -	$ 1,000,000

55	Scott/Sledge Drainage Improvements									
	Funding Source /Accounting Code(s)	2026 Approved Budget	ITD thru 05/31/2026	Total Project Budget	2027	2028	2029	2030	2031	Total 27-31
	Storm Drainage CIP Fund 3510-69110	$ 2,700,380	$ -	$ 4,000,000	$ 500,000	$ 3,000,000	$ -	$ -	$ -	$ 3,500,000

56	Center St Regional Detention									
	Funding Source /Accounting Code(s)	2026 Approved Budget	ITD thru 05/31/2026	Total Project Budget	2027	2028	2029	2030	2031	Total 27-31
	Storm Drainage CIP Fund 3510-69114	$ 400,000	$ -	$ 4,000,000	$ 500,000	$ 1,500,000	$ 2,000,000	$ -	$ -	$ 4,000,000

57	Lake Kyle Water Quality Improvement									
	Funding Source /Accounting Code(s)	2026 Approved Budget	ITD thru 05/31/2026	Total Project Budget	2027	2028	2029	2030	2031	Total 27-31
	Storm Drainage CIP Fund 3510-69116	$ 165,481	$ -	$ 170,000	$ 145,520	$ 145,545	$ -	$ -	$ -	$ 291,065

58	Drainage Improvements - Moreno Street									
	Funding Source /Accounting Code(s)	2026 Approved Budget	ITD thru 05/31/2026	Total Project Budget	2027	2028	2029	2030	2031	Total 27-31
	Storm Drainage CIP Fund 3510-69113	$ 600,000	$ -	$ 5,000,000	$ -	$ -	$ -	$ 2,000,000	$ 3,000,000	$ 5,000,000

TOTAL STORM DRAINAGE CIP FUND	**$ 4,365,861**	**$ 218,027**	**$ 14,670,000**	**$ 2,145,520**	**$ 4,645,545**	**$ 2,000,000**	**$ 2,000,000**	**$ 3,000,000**	**$ 13,791,065**

CAPITAL IMPROVEMENTS PROGRAM (CIP)
5-Year CIP Spending Plan
Fiscal Years 2027-2031

2022 GO ROAD BOND FUND

59	Old Stagecoach Road									
	Funding Source /Accounting Code(s)	2026 Approved Budget	ITD thru 05/31/2026	Total Project Budget	2027	2028	2029	2030	2031	Total 27-31
	2022 GO Road Bond Fund 1952-68822	$ 32,762,083	$ 36,003,532	$ 41,170,450	$ 29,925,000	$ 15,904,000	$ -	$ -	$ -	$ 45,829,000

60	Old Stagecoach Road - Tree Relocation									
	Funding Source /Accounting Code(s)	2026 Approved Budget	ITD thru 05/31/2026	Total Project Budget	2027	2028	2029	2030	2031	Total 27-31
	2022 GO Road Bond Fund 1952-68822-572214	$ 1,746,000	$ 848,214	$ 874,502	$ -	$ -	$ -	$ -	$ -	$ -

61	Kohlers Overpass to Seton (Seton Pkwy to Kohler's Crossing)									
	Funding Source /Accounting Code(s)	2026 Approved Budget	ITD thru 05/31/2026	Total Project Budget	2027	2028	2029	2030	2031	Total 27-31
	2022 GO Road Bond Fund 1952-68819	$ 67,214,577	$ 52,397,176	$ 66,139,420	$ 26,521,000	$ 17,740,000	$ 17,740,000	$ 4,435,000	$ -	$ 66,436,000

62	Bunton Creek Road (Lehman Rd to Porter Cove)									
	Funding Source /Accounting Code(s)	2026 Approved Budget	ITD thru 05/31/2026	Total Project Budget	2027	2028	2029	2030	2031	Total 27-31
	2022 GO Road Bond Fund 1952-68818	$ 20,191,412	$ 10,302,788	$ 28,581,228	$ 16,607,000	$ 6,814,000	$ -	$ -	$ -	$ 23,421,000

63	Kyle Parkway/Lehman Road (Dacy Ln to Bunton Creek Rd)									
	Funding Source /Accounting Code(s)	2026 Approved Budget	ITD thru 05/31/2026	Total Project Budget	2027	2028	2029	2030	2031	Total 27-31
	2022 GO Road Bond Fund 1952-68815	$ 9,676,090	$ 10,831,045	$ 42,451,454	$ 12,887,000	$ 2,777,000	$ -	$ -	$ -	$ 15,664,000

64	Windy Hill Rd (Purple Martin Ave to IH 35 Frontage Rd)									
	Funding Source /Accounting Code(s)	2026 Approved Budget	ITD thru 05/31/2026	Total Project Budget	2027	2028	2029	2030	2031	Total 27-31
	2022 GO Road Bond Fund 1952-68811	$ 9,577,229	$ 12,310,374	$ 15,132,125	$ 5,808,000	$ 6,019,000	$ -	$ -	$ -	$ 11,827,000

65	Center Street-On System (Veterans Dr to Main St)									
	Funding Source /Accounting Code(s)	2026 Approved Budget	ITD thru 05/31/2026	Total Project Budget	2027	2028	2029	2030	2031	Total 27-31
	2022 GO Road Bond Fund 1952-68820	$ 7,383,072	$ 4,711,541	$ 10,232,474	$ 5,258,000	$ 3,421,000	$ -	$ -	$ -	$ 8,679,000

66	Bebee Road (Frontage Rd to Goforth Rd/CR 157)									
	Funding Source /Accounting Code(s)	2026 Approved Budget	ITD thru 05/31/2026	Total Project Budget	2027	2028	2029	2030	2031	Total 27-31
	2022 GO Road Bond Fund 1952-68812	$ 26,499,176	$ 11,996,588	$ 66,733,478	$ 1,724,000	$ 22,474,000	$ 13,632,000	$ 6,816,000	$ -	$ 44,646,000

CAPITAL IMPROVEMENTS PROGRAM (CIP)
5-Year CIP Spending Plan
Fiscal Years 2027-2031

67	Road Bond Engineering Mgt Svcs									
	Funding Source /Accounting Code(s)	2026 Approved Budget	ITD thru 05/31/2026	Total Project Budget	2027	2028	2029	2030	2031	Total 27-31
	2022 GO Road Bond Fund 1952-68600	$ 7,323,489	$ 13,281,837	$ 11,321,713	$ 994,000	$ 994,000	$ 994,000	$ -	$ -	$ 2,982,000

68	Marketplace Avenue									
	Funding Source /Accounting Code(s)	2026 Approved Budget	ITD thru 05/31/2026	Total Project Budget	2027	2028	2029	2030	2031	Total 27-31
	2022 GO Road Bond Fund 1952-68813	$ 1,446,252	$ 10,187,805	$ 11,363,156	$ -	$ -	$ -	$ -	$ -	$ -

TOTAL 2022 GO ROAD BOND FUND	**$ 183,819,381**	**$ 162,870,901**	**$ 294,000,000**	**$ 99,724,000**	**$ 76,143,000**	**$ 32,366,000**	**$ 11,251,000**	**$ -**	**$ 219,484,000**

CAPITAL IMPROVEMENTS PROGRAM (CIP)
5-Year CIP Spending Plan
Fiscal Years 2027-2031

TIRZ #4 FUND

69	S Goforth Drainage Channel									
	Funding Source /Accounting Code(s)	2026 Approved Budget	ITD thru 05/31/2026	Total Project Budget	2027	2028	2029	2030	2031	Total 27-31
	TIRZ #4 Fund 1541-69111	$ 2,000,000	$ 88,482.50	$ 7,000,000	$ 5,000,000	$ 1,500,000	$ -	$ -	$ -	$ 6,500,000
	TOTAL TIRZ #4 FUND	**$ 2,000,000**	**$ 88,483**	**$ 7,000,000**	**$ 5,000,000**	**$ 1,500,000**	**$ -**	**$ -**	**$ -**	**$ 6,500,000**

CDBG FUND

70	CDBG Program - Capital Outlay									
	Funding Source /Accounting Code(s)	2026 Approved Budget	ITD thru 05/31/2026	Total Project Budget	2027	2028	2029	2030	2031	Total 27-31
	CDBG Fund 4240-64883	$ -	$ 266,144	$ 266,144	$ 572,006	$ 300,000	$ 300,000	$ 300,000	$ 300,000	$ 1,772,006
	TOTAL CDBG FUND	**$ -**	**$ 266,144**	**$ 266,144**	**$ 572,006**	**$ 300,000**	**$ 300,000**	**$ 300,000**	**$ 300,000**	**$ 1,772,006**

CAPITAL IMPROVEMENTS PROGRAM (CIP)
5-Year CIP Spending Plan
Fiscal Years 2027-2031

	2026 Approved Budget	ITD thru 05/31/2026	Total Project Budget	2027	2028	2029	2030	2031	Total 27-31
TOTAL GENERAL FUND CIP	$ 3,482,771	$ 7,648,766	$ 24,258,157	$ 4,880,000	$ 3,380,000	$ 4,880,000	$ 3,380,000	$ 3,380,000	$ 19,900,000
TOTAL CIP PARK DEVELOPMENT FUND	$ 1,714,468	$ 3,259,363	$ 5,000,000	$ 1,999,759	$ 1,250,000	$ 500,000	$ 500,000	$ 500,000	$ 4,749,759
TOTAL 2020 PARKS GO BOND FUND	$ 13,528,100	$ 8,629,091	$ 20,000,000	$ 2,800,000	$ 8,000,000	$ -	$ -	$ -	$ 10,800,000
TOTAL CO BOND FUND (PARKS)	$ -	$ 3,472,157	$ 3,919,626	$ 447,469	$ -	$ -	$ -	$ -	$ 447,469
TOTAL CO BOND FUND (INTERSECTIONS)	$ 10,517,727	$ 4,274,223	$ 4,274,223	$ -	$ -	$ -	$ -	$ -	$ -
TOTAL TIRZ #1 FUND	$ -	$ -	$ 3,243,175	$ 1,500,000	$ 2,500,000	$ -	$ -	$ -	$ 4,000,000
TOTAL TIRZ #2 FUND	$ 22,773,115	$ 5,569,956	$ 29,700,000	$ 9,285,992	$ 17,265,334	$ -	$ -	$ -	$ 26,551,326
TOTAL WATER CIP IMPACT FEE FUND	$ 14,930,426	$ 7,204,443	$ 313,845,980	$ 39,987,229	$ 27,450,000	$ 10,750,000	$ 6,250,000	$ 900,000	$ 85,337,229
TOTAL CO BOND FUND (WATER UTILITIES)	$ 71,338,781	$ 29,159,149	$ 107,500,000	$ 10,100,000	$ -	$ -	$ 15,000,000	$ 25,000,000	$ 50,100,000
TOTAL WASTEWATER CIP IMPACT FEE FUND	$ 38,617,825	$ 6,263,096	$ 79,160,000	$ 20,275,000	$ 12,050,000	$ 24,250,000	$ 3,850,000	$ 4,500,000	$ 64,925,000
TOTAL CO BOND FUND (WWTP EXPANSION)	$ 122,034,618	$ 82,781,083	$ 300,300,000	$ 60,000,000	$ 98,000,000	$ 50,000,000	$ -	$ -	$ 208,000,000
TOTAL STORM DRAINAGE CIP FUND	$ 4,365,861	$ 218,027	$ 14,670,000	$ 2,145,520	$ 4,645,545	$ 2,000,000	$ 2,000,000	$ 3,000,000	$ 13,791,065
TOTAL 2022 GO ROAD BOND FUND	$ 183,819,381	$ 162,870,901	$ 294,000,000	$ 99,724,000	$ 76,143,000	$ 32,366,000	$ 11,251,000	$ -	$ 219,484,000
TOTAL TIRZ #4 FUND	$ 2,000,000	$ 88,483	$ 7,000,000	$ 5,000,000	$ 1,500,000	$ -	$ -	$ -	$ 6,500,000
TOTAL CDBG FUND	$ -	$ 266,144	$ 266,144	$ 572,006	$ 300,000	$ 300,000	$ 300,000	$ 300,000	$ 1,772,006
TOTAL ALL FUNDS	**$ 489,123,072**	**$ 321,704,880**	**$ 1,207,137,305**	**$ 258,716,975**	**$ 252,483,879**	**$ 125,046,000**	**$ 42,531,000**	**$ 37,580,000**	**$ 716,357,854**

CAPITAL IMPROVEMENTS PROGRAM (CIP)
5-Year CIP Spending Plan
Fiscal Years 2027-2031

FUTURE CO (PUBLIC WORKS)

71	Traffic Improvements for Dacy Lane at Downing									
	Funding Source /Accounting Code(s)	2026 Approved Budget	ITD thru 05/31/2026	Total Project Budget	2027	2028	2029	2030	2031	Total 27-31
	CO Bond Fund (Intersections)									
	1954-64880	$ 700,000.00	$ 81,243.46	$ 81,243.46	$ -	$ -	$ -	$ -	$ -	$ -
	Future CO (Public Works)									
	TBD-64880	$ -	$ -	$ 1,018,757	$ 1,000,000	$ -	$ -	$ -	$ -	$ 1,000,000
	Total Project	$ 700,000	$ 81,243	$ 1,100,000	$ 1,000,000	$ -	$ -	$ -	$ -	$ 1,000,000

72	Traffic Improvements for Stagecoach Rd. at Veterans Dr. (Jack C. Hays Trail Segment)									
	Funding Source /Accounting Code(s)	2026 Approved Budget	ITD thru 05/31/2026	Total Project Budget	2027	2028	2029	2030	2031	Total 27-31
	General Fund CIP									
	1110-64877	$ -	$ 71,649	$ 71,649	$ -	$ -	$ -	$ -	$ -	$ -
	Future CO (Public Works)									
	TBD-64877	$ -	$ -	$ 6,250,000	$ 6,250,000	$ -	$ -	$ -	$ -	$ 6,250,000
	Total Project	$ -	$ 71,649	$ 6,321,649	$ 6,250,000	$ -	$ -	$ -	$ -	$ 6,250,000

73	Modular Building									
	Funding Source /Accounting Code(s)	2026 Approved Budget	ITD thru 05/31/2026	Total Project Budget	2027	2028	2029	2030	2031	Total 27-31
	Future CO (Public Works)									
	TBD-TBD	$ -	$ -	$ 3,000,000	$ 3,000,000	$ -	$ -	$ -	$ -	$ 3,000,000

74	Langely Road Reconstruction									
	Funding Source /Accounting Code(s)	2026 Approved Budget	ITD thru 05/31/2026	Total Project Budget	2027	2028	2029	2030	2031	Total 27-31
	General Fund CIP									
	1110-64881	$ 4,200,000	$ 66,349	$ 66,349	$ -	$ -	$ -	$ -	$ -	$ -
	Future CO (Public Works)									
	TBD-64881	$ -	$ -	$ 2,500,000	$ 2,500,000					$ 2,500,000
	Total Project	$ 4,200,000	$ 66,349	$ 2,566,349	$ 2,500,000	$ -	$ -	$ -	$ -	$ 2,500,000

75	Residential Streets Maintenance & Rehabilitation Program									
	Funding Source /Accounting Code(s)	2026 Approved Budget	ITD thru 05/31/2026	Total Project Budget	2027	2028	2029	2030	2031	Total 27-31
	General Fund CIP									
	1110-64817	$ 1,087,237	$ 121,057	$ -	$ -	$ -	$ -	$ -	$ -	$ -
	Future CO (Public Works)									
	TBD-64817	$ -	$ -	$ 5,000,000	$ 1,000,000	$ 1,000,000	$ 1,000,000	$ 1,000,000	$ 1,000,000	$ 5,000,000
	Total Project	$ 1,087,237	$ 121,057	$ 5,000,000	$ 1,000,000	$ 1,000,000	$ 1,000,000	$ 1,000,000	$ 1,000,000	$ 5,000,000

76	Intersection Improvements									
	Funding Source /Accounting Code(s)	2026 Approved Budget	ITD thru 05/31/2026	Total Project Budget	2027	2028	2029	2030	2031	Total 27-31
	General Fund CIP									
	1110-65800	$ 59,950	$ 1,353,007	$ 1,353,007	$ -	$ -	$ -	$ -	$ -	$ -
	Future CO (Public Works)									
	TBD-65800	$ -	$ -	$ 5,000,000	$ 1,000,000	$ 1,000,000	$ 1,000,000	$ 1,000,000	$ 1,000,000	$ 5,000,000
	Total Project	$ 59,950	$ 1,353,007	$ 6,353,007	$ 1,000,000	$ 1,000,000	$ 1,000,000	$ 1,000,000	$ 1,000,000	$ 5,000,000

CAPITAL IMPROVEMENTS PROGRAM (CIP)
5-Year CIP Spending Plan
Fiscal Years 2027-2031

77	Traffic Improvements for Marketplace Ave at Kohlers Crossing									
	Funding Source /Accounting Code(s)	2026 Approved Budget	ITD thru 05/31/2026	Total Project Budget	2027	2028	2029	2030	2031	Total 27-31
	CO Bond Fund (Intersections)									
	1954-64878	$ 1,977,130	$ 753,138	$ 753,138	$ -	$ -	$ -	$ -	$ -	$ -
	Future CO (Public Works)									
	TBD-64878	$ -	$ -	$ 5,800,000	$ 1,000,000	$ 500,000	$ 4,300,000	$ -	$ -	$ 5,800,000
	Total Project	$ 1,977,130	$ 753,138	$ 6,553,138	$ 1,000,000	$ 500,000	$ 4,300,000	$ -	$ -	$ 5,800,000

78	Kohlers Railroad Siding Project									
	Funding Source /Accounting Code(s)	2026 Approved Budget	ITD thru 05/31/2026	Total Project Budget	2027	2028	2029	2030	2031	Total 27-31
	General Fund CIP									
	1110-63400	$ 46,330	$ 652,886	$ 652,886	$ -	$ -	$ -	$ -	$ -	$ -
	Transportation Fund									
	1270-63400	$ 975,944	$ 1,236,124	$ 1,236,124	$ -	$ -	$ -	$ -	$ -	$ -
	Future CO (Public Works)									
	TBD-63400	$ -	$ -	$ 22,800,000	$ -	$ 300,000	$ 2,500,000	$ 16,000,000	$ 4,000,000	$ 22,800,000
	Total Project	$ 1,022,274	$ 1,889,009	$ 24,689,009	$ -	$ 300,000	$ 2,500,000	$ 16,000,000	$ 4,000,000	$ 22,800,000

79	Kohlers Crossing Overpass (RR Overpass)									
	Funding Source /Accounting Code(s)	2026 Approved Budget	ITD thru 05/31/2026	Total Project Budget	2027	2028	2029	2030	2031	Total 27-31
	Transportation Fund									
	1270-63401	$ 632,217	$ 194,477	$ 194,477	$ -	$ -	$ -	$ -	$ -	$ -
	Street Improvement Fund									
	1150-63401	$ 165,000	$ 165,000	$ 165,000	$ -	$ -	$ -	$ -	$ -	$ -
	Future CO (Public Works)									
	TBD-63401	$ -	$ -	$ 34,640,523	$ 6,000,000	$ 10,350,000	$ 18,250,000	$ -	$ -	$ 34,600,000
	Total Project	$ 797,217	$ 359,477	$ 35,000,000	$ 6,000,000	$ 10,350,000	$ 18,250,000	$ -	$ -	$ 34,600,000

80	Animal Shelter									
	Funding Source /Accounting Code(s)	2026 Approved Budget	ITD thru 05/31/2026	Total Project Budget	2027	2028	2029	2030	2031	Total 27-31
	Animal Shelter Fund									
	1957-65110	$ -	$ 38,417	$ 38,417	$ -	$ -	$ -	$ -	$ -	$ -
	General Fund CIP									
	1110-65110	$ 2,000,000	$ -	$ -	$ -	$ -	$ -	$ -	$ -	$ -
	CO Bond Fund (Intersections)									
	1954-65110	$ 27,246	$ 69,274	$ 69,274	$ -	$ -	$ -	$ -	$ -	$ -
	Future CO (Public Works)									
	TBD-68513	$ -	$ -	$ 10,000,000	$ 2,000,000	$ 8,000,000	$ -	$ -	$ -	$ 10,000,000
	Total Project	$ 2,027,246	$ 107,691	$ 10,107,691	$ 2,000,000	$ 8,000,000	$ -	$ -	$ -	$ 10,000,000

TOTAL GENERAL FUND CIP	**$ 7,393,517**	**$ 2,264,947**	**$ 2,143,890**	**$ -**	**$ -**	**$ -**	**$ -**	**$ -**	**$ -**
TOTAL CO BOND FUND (INTERSECTIONS)	**$ 2,704,375**	**$ 903,656**	**$ 903,656**	**$ -**	**$ -**	**$ -**	**$ -**	**$ -**	**$ -**
TOTAL TRANSPORTATION FUND	**$ 1,608,161**	**$ 1,430,600**	**$ 1,430,600**	**$ -**	**$ -**	**$ -**	**$ -**	**$ -**	**$ -**
TOTAL STREET IMPROVEMENT FUND	**$ 165,000**	**$ 165,000**	**$ 165,000**	**$ -**	**$ -**	**$ -**	**$ -**	**$ -**	**$ -**
TOTAL ANIMAL SHELTER FUND	**$ -**	**$ 38,417**	**$ 38,417**	**$ -**	**$ -**	**$ -**	**$ -**	**$ -**	**$ -**
TOTAL FUTURE CO (PUBLIC WORKS)	**$ -**	**$ -**	**$ 96,009,280**	**$ 23,750,000**	**$ 21,150,000**	**$ 27,050,000**	**$ 18,000,000**	**$ 6,000,000**	**$ 95,950,000**

CAPITAL IMPROVEMENTS PROGRAM (CIP)
5-Year CIP Spending Plan
Fiscal Years 2027-2031

FUTURE BOND ELECTION

81	Lake Kensington Nature Development									
	Funding Source /Accounting Code(s)	2026 Approved Budget	ITD thru 05/31/2026	Total Project Budget	2027	2028	2029	2030	2031	Total 27-31
	Future Bond Election TBD-65320	$ -	$ -	$ 2,000,000	$ -	$ 1,500,000	$ -	$ -	$ -	$ 1,500,000

82	Chevo Pastrano Senior Parkway Extension									
	Funding Source /Accounting Code(s)	2026 Approved Budget	ITD thru 05/31/2026	Total Project Budget	2027	2028	2029	2030	2031	Total 27-31
	Street Improvement Fund 1150-68513	$ -	$ 198,175	$ 198,175	$ -	$ -	$ -	$ -	$ -	$ -
	Future Bond Election TBD-68513			$ 100,000,000	$ 6,000,000	$ 15,000,000	$ -	$ -	$ 4,000,000	$ 25,000,000
	Total Project	$ -	$ 198,175	$ 100,198,175	$ 6,000,000	$ 15,000,000	$ -	$ -	$ 4,000,000	$ 25,000,000

TOTAL STREET IMPROVEMENT FUND	**$ -**	**$ 198,175**	**$ 198,175**	**$ -**	**$ -**	**$ -**	**$ -**	**$ -**	**$ -**
TOTAL FUTURE BOND ELECTION	**$ -**	**$ -**	**$ 102,000,000**	**$ 6,000,000**	**$ 16,500,000**	**$ -**	**$ -**	**$ 4,000,000**	**$ 26,500,000**

CAPITAL IMPROVEMENTS PROGRAM (CIP)
5-Year CIP Spending Plan
Fiscal Years 2027-2031
(Totals Including Unfunded)

	2026 Approved Budget	ITD thru 05/31/2026	Total Project Budget	2027	2028	2029	2030	2031	Total 27-31
TOTAL GENERAL FUND CIP	$ 10,876,287	$ 9,913,713	$ 26,402,047	$ 4,880,000	$ 3,380,000	$ 4,880,000	$ 3,380,000	$ 3,380,000	$ 19,900,000
TOTAL CIP PARK DEVELOPMENT FUND	$ 1,714,468	$ 3,259,363	$ 5,000,000	$ 1,999,759	$ 1,250,000	$ 500,000	$ 500,000	$ 500,000	$ 4,749,759
TOTAL 2020 PARKS GO BOND FUND	$ 13,528,100	$ 8,629,091	$ 20,000,000	$ 2,800,000	$ 8,000,000	$ -	$ -	$ -	$ 10,800,000
TOTAL CO BOND FUND (PARKS)	$ -	$ 3,472,157	$ 3,919,626	$ 447,469	$ -	$ -	$ -	$ -	$ 447,469
TOTAL CO BOND FUND (INTERSECTIONS)	$ 13,222,102	$ 5,177,879	$ 5,177,879	$ -	$ -	$ -	$ -	$ -	$ -
TOTAL TIRZ #1 FUND	$ -	$ -	$ 3,243,175	$ 1,500,000	$ 2,500,000	$ -	$ -	$ -	$ 4,000,000
TOTAL TIRZ #2 FUND	$ 22,773,115	$ 5,569,956	$ 29,700,000	$ 9,285,992	$ 17,265,334	$ -	$ -	$ -	$ 26,551,326
TOTAL WATER CIP IMPACT FEE FUND	$ 14,930,426	$ 7,204,443	$ 313,845,980	$ 39,987,229	$ 27,450,000	$ 10,750,000	$ 6,250,000	$ 900,000	$ 85,337,229
TOTAL CO BOND FUND (WATER UTILITIES)	$ 71,338,781	$ 29,159,149	$ 107,500,000	$ 10,100,000	$ -	$ -	$ 15,000,000	$ 25,000,000	$ 50,100,000
TOTAL WASTEWATER CIP IMPACT FEE FUND	$ 38,617,825	$ 6,263,096	$ 79,160,000	$ 20,275,000	$ 12,050,000	$ 24,250,000	$ 3,850,000	$ 4,500,000	$ 64,925,000
TOTAL CO BOND FUND (WWTP EXPANSION)	$ 122,034,618	$ 82,781,083	$ 300,300,000	$ 60,000,000	$ 98,000,000	$ 50,000,000	$ -	$ -	$ 208,000,000
TOTAL STORM DRAINAGE CIP FUND	$ 4,365,861	$ 218,027	$ 14,670,000	$ 2,145,520	$ 4,645,545	$ 2,000,000	$ 2,000,000	$ 3,000,000	$ 13,791,065
TOTAL 2022 GO ROAD BOND FUND	$ 183,819,381	$ 162,870,901	$ 294,000,000	$ 99,724,000	$ 76,143,000	$ 32,366,000	$ 11,251,000	$ -	$ 219,484,000
TOTAL TIRZ #4 FUND	$ 2,000,000	$ 88,483	$ 7,000,000	$ 5,000,000	$ 1,500,000	$ -	$ -	$ -	$ 6,500,000
TOTAL CDBG FUND	$ -	$ 266,144	$ 266,144	$ 572,006	$ 300,000	$ 300,000	$ 300,000	$ 300,000	$ 1,772,006
TOTAL TRANSPORTATION FUND	$ 1,608,161	$ 1,430,600	$ 1,430,600	$ -	$ -	$ -	$ -	$ -	$ -
TOTAL STREET IMPROVEMENT FUND	$ 165,000	$ 363,175	$ 363,175	$ -	$ -	$ -	$ -	$ -	$ -
TOTAL ANIMAL SHELTER FUND	$ -	$ 38,417	$ 38,417	$ -	$ -	$ -	$ -	$ -	$ -
TOTAL FUTURE CO (PUBLIC WORKS)	$ -	$ -	$ 96,009,280	$ 23,750,000	$ 21,150,000	$ 27,050,000	$ 18,000,000	$ 6,000,000	$ 95,950,000
TOTAL ALL FUNDS	**$ 500,994,125**	**$ 326,705,675**	**$ 1,308,026,323**	**$ 282,466,975**	**$ 273,633,879**	**$ 152,096,000**	**$ 60,531,000**	**$ 43,580,000**	**$ 812,307,854**
TOTAL FUTURE BOND ELECTION	**$ -**	**$ -**	**$ 102,000,000**	**$ 6,000,000**	**$ 16,500,000**	**$ -**	**$ -**	**$ 4,000,000**	**$ 26,500,000**

Fee Schedule – Rates, Fees & Charges

Proposed Budget
Fiscal Year 2026-27

City Council Budget Meeting

August 1, 2026

City of Kyle, Texas
Schedule of Rates, Fines, Fees, and Charges
Proposed Fiscal Year 2026-2027 Budget

Code Section	Dept.	Description	FY 2026 Approved	FY 2027 Proposed	$ Change	% Change
Administrative and General Fees & Charges						
General Administration Fees						
Various fees are allowed under the Public Information Act. Charges are dependent on the nature of the request and are outlined by the Attorney General's Public Information Act Handbook.						
	Admin	Returned Check Fee (Per Check)	$38.06	$38.06	$0.00	0.0%
	Admin	PIA Requests – Labor Charge for Locating, Compiling, Manipulating Data, Redacting, and Reproducing Public Information	$18.75 An Hour	$18.75 An Hour	$0.00	0.0%
	Admin	PIA Requests – Administrative Overhead Charge	20% of Labor Charge	20% of Labor Charge	–	–
	Admin	PIA Requests – Black & White Copies (Per Side of 8 ½ x 11)	$0.12	$0.12	$0.00	0.0%
	Admin	PIA Requests – Color Copies (Per Side of 8 ½ x 11)	$0.12	$0.12	$0.00	0.0%
	Admin	PIA Requests – Other Fees	State Fee + 25%	State Fee + 25%	–	–
	Admin	Newspaper Publication Fee	N/A	N/A	–	–
	Admin	Electronic Payment Processing Fee (City-Wide for All Departments)				
	Admin	Credit Card/Debit Card	3.91% Per Transaction	3.91% Per Transaction	$0.00	0.0%
	Admin	E-Check	$0.00 Per Transaction	$0.00 Per Transaction	$0.00	0.0%
	Admin	For All Community Development Transactions, an Additional Fee Will Be Added Based on the Transaction Total	N/A	N/A	–	–
Chapter 11. Businesses						
11-99(2)	**Admin**	Release of a Sealed Coin-Operated Machine	$15.75	$15.75	$0.00	0.0%
11-131(d)	**Admin**	Pool Hall License (Per Table)	$15.75	$15.75	$0.00	0.0%
	Admin	TABC Licenses	Per State Requirement	Per State Requirement	–	–
11-311(a)	**Admin**	Taxicabs – Operating Permit (Maximum of Five Years)				
	Admin	First Year	$63.42	$63.42	$0.00	0.0%
	Admin	Additional Years	$31.71	$31.71	$0.00	0.0%
	Admin	New Permit or Expansion of Number of Taxicabs (Per Year)	$63.42	$63.42	$0.00	0.0%
11-314	**Admin**	Taxicabs – Replacement Permit	$26.25	$26.25	$0.00	0.0%
Building Permit Fees & Charges						
Chapter 8. Building Regulations						
Art. IV - Building Permit Fee Components						
	Building	Contractor Registration Fee (Annual)	$100.00	$100.00	$0.00	0.0%
8-99	**Building**	Base Fee Permit for Minor/Simple Alterations and Repair With One Inspection	$125.00	$125.00	$0.00	0.0%
	Building	Adding Accessibility Features To Residential Structure	$75.00	$75.00	$0.00	0.0%
8-100	**Building**	Base Permit Fees				
	Building	Single-Family Residential Base	$500.00 + $.25 Per SF	$500.00 + $.25 Per SF	$0.00	0.0%
	Building	Plan Review	$75.00	$75.00	$0.00	0.0%
	Building	Base Permit Fees	$1,000.00 + $0.35 Per SF (+ $30 Per Unit, If Applicable)	$1,000.00 + $0.35 Per SF (+ $30 Per Unit, If Applicable)	$0.00	0.0%
	Building	Commercial Remodel Level 1 Base Fee	$125.00 + Inspections	$125.00 + Inspections	$0.00	0.0%
	Building	Commercial Remodel Level 2 Base Fee	$125.00 + $0.35 Per SF + Inspection	$125.00 + $0.35 Per SF + Inspection	$0.00	0.0%
	Building	Commercial Remodel Level 3 Base Fee	$500.00 + $0.35 Per SF + Inspection	$500.00 + $0.35 Per SF + Inspection	$0.00	0.0%

City of Kyle, Texas
Schedule of Rates, Fines, Fees, and Charges
Proposed Fiscal Year 2026-2027 Budget

Code Section	Dept.	Description	FY 2026 Approved	FY 2027 Proposed	$ Change	% Change
	Building	Commercial Plan Change/Deferred Submittal	$125.00 + Cost Consultant/Third-Party Rate for Review	$125.00 + Cost Consultant/Third-Party Rate for Review	$0.00	0.0%
8-101	**Building**	Cost To Review Such Plans				
	Building	Residential Percentage of Base Fee	$75.00	$75.00	$0.00	0.0%
8-102	**Building**	Inspection Fees (Multiplied by the Minimum Number of Inspections Required Pursuant To Codes)				
	Building	Single- and Two-Family Dwelling	$75.00	$75.00	$0.00	0.0%
	Building	Multifamily and Commercial	$100.00	$100.00	$0.00	0.0%
	Building	Inspection Fee for Testing of Lead and No Direct Connection Between Public Drinking Water Supply and a Potential Source of Contamination, as Required by TCEQ	$75.00	$75.00	$0.00	0.0%
	Building	Reinspection's				
	Building	Single-Family Dwellings	$175.00	$175.00	$0.00	0.0%
	Building	Multifamily and Commercial	$200.00	$200.00	$0.00	0.0%
8-103	**Building**	Other Building Permit Fees				
	Building	Moving Structures (Plus Police Escort Fee)	$150.00	$150.00	$0.00	0.0%
	Building	Demolition Permits with Inspection	$175.00	$175.00	$0.00	0.0%
	Building	Manufactured or Mobile Home/Job Trailer (Includes Inspections)	$225.00	$225.00	$0.00	0.0%
	Building	Swimming Pools and Spas (Construction or Installation)	$150.00	$150.00	$0.00	0.0%
	Building	For Each Required Pool/Spa Inspection	$75.00	$75.00	$0.00	0.0%
	Building	Irrigation and Backflow Prevention Assembly	$75.00	$75.00	$0.00	0.0%
	Building	For Each Required Inspection	$75.00	$75.00	$0.00	0.0%
	Building	Administrative Appeal, Code Modification, Interpretation, and Alternative Methods Consultation (Per Request)	$250.00	$250.00	$0.00	0.0%
	Building	Certificate of Occupancy Fee (If vacant or unused for one year, an inspection will be performed to determine the requirements to bring the building or other structure into compliance with current City ordinances and life, safety, and health codes for the intended use.)				
	Building	Temporary Certificate of Occupancy Fee (Per 30 Days)	$750.00	$750.00	$0.00	0.0%
	Building	One- and Two-Family Residential	$75.00	$75.00	$0.00	0.0%
	Building	Multifamily, Commercial, or Industrial	$200.00	$200.00	$0.00	0.0%
	Building	Wireless Network Provider ROW Fees (Ord. No. 958)				
	Building	Application Fee – For Up To 5 Network Nodes Addressed in the Same Application	$500.00	$500.00	$0.00	0.0%
	Building	Additional Node in Same Application	$250.00	$250.00	$0.00	0.0%
	Building	Fee for Each Support Pole in Application	$1,000.00	$1,000.00	$0.00	0.0%
	Building	Annual Fee per Operation Node in Public ROW	$250.00 Per Year	$250.00 Per Year	$0.00	0.0%
	Building	Annual Service Pole Attachment Fee	$20.00 Per Year	$20.00 Per Year	$0.00	0.0%
	Building	Natural Gas Transmission/Hazardous Pipeline Fees				
	Building	Pipeline Permit Application Fee	$2,500.00	$2,500.00	$0.00	0.0%
	Building	Pipeline Right-of-Way Review & Inspection Fee	5% Total Construction Cost Within Public ROW or Public Utility Easement	5% Total Construction Cost Within Public ROW or Public Utility Easement	–	–

City of Kyle, Texas
Schedule of Rates, Fines, Fees, and Charges
Proposed Fiscal Year 2026-2027 Budget

Code Section	Dept.	Description	FY 2026 Approved	FY 2027 Proposed	$ Change	% Change
	Building	Pipeline Right-of-Way Annual Use Fee	$1.80 × Number of Linear Feet of Public ROW Occupied; Subsequent Fees Due Each Anniversary of Permit	$1.80 × Number of Linear Feet of Public ROW Occupied; Subsequent Fees Due Each Anniversary of Permit	$0.00	0.0%
	Building	Pipeline Information Reporting Fee	$500.00 Due by June 30th	$500.00 Due by June 30th	$0.00	0.0%
		*** Fire Department Pass-Through Fees**				
	Building	Plan Review & Initial Inspections				
	Building	New Building Plan, New Shell Building Plan Base	$200.00	$200.00	$0.00	0.0%
	Building	New Building Plan, New Shell Building – $0.010/SF	$0.10/SF	$0.10/SF	$0.00	0.0%
	Building	New Building Plan, New Tenant Finish-Out	$150.00 + $0.10 Per Sq. Ft.	$150.00 + $0.10 Per Sq. Ft.	$0.00	0.0%
	Building	Building Plan – Remodel of Existing Tenant Space – Base	$200.00	$200.00	$0.00	0.0%
	Building	Building Plan – Remodel of Existing Tenant Space – $0.05/SF Over 5,000 SF	$0.00	$0.00	$0.00	0.0%
	Building	High-Piled Combustible Storage Plan (500 SF or More) – In-House Review ($150 + $0.05/SF of Designated High-Piled Storage)	$150.00	$150.00	$0.00	0.0%
	Building	High-Piled Combustible Storage Plan (500 SF or More) – Approved 3rd-Party Review ($75 + Cost of 3rd-Party Review)	3rd-Party Cost + $75	3rd-Party Cost + $75	$0.00	0.0%
	Building	Special Plan Review / Construction Permit: Other (IFC Section 105 – Construction Permits Not Specifically Noted in This Fee Schedule)	$100.00	$100.00	$0.00	0.0%
	Building	Change Order / Plan Revision / Permit Modification Review (Requiring Review of Multiple Plan Documents)	$100.00	$100.00	$0.00	0.0%
	Building	Expedited Plan Review	Double Standard Permit Fee	Double Standard Permit Fee	–	–
	Building	Fire Alarm Systems				
	Building	200 or Fewer Devices	$300.00	$300.00	$0.00	0.0%
	Building	201 or Greater Devices – Base + $0.50 per Device Over 200	$300.00	$300.00	$0.00	0.0%
	Building	Fire Alarm – Remodel (Includes Panel and up To 10 Devices; Add $0.50 per Device Over 10)	$150.00	$150.00	$0.00	0.0%
	Building	Fire Alarm – Panel Replacement/Change	$50.00	$50.00	$0.00	0.0%
	Building	Fire Line, Underground (Add $50.00 Each for Phased and/or Additional Inspections Not Resulting From a Reinspection of Failed Items)	$250.00	$250.00	$0.00	0.0%
	Building	Fire Sprinkler Automatic Systems				
	Building	Less Than 6,001 Sq. Ft.	$500.00	$500.00	$0.00	0.0%
	Building	6,001 To 12,000 Sq. Ft.	$600.00	$600.00	$0.00	0.0%
	Building	Greater Than 12,000 Sq. Ft. – $600 + $0.10/SF Over 12,000; Max $1,500	$600.00 + $0.01 Per Sq. Ft. Over 12,000 (Max $1,500)	$600.00 + $0.01 Per Sq. Ft. Over 12,000 (Max $1,500)	$0.00	0.0%
	Building	Automatic Fire Sprinkler System – Remodel	$200.00	$200.00	$0.00	0.0%
	Building	Standpipe Systems	$300.00 (1st system), $150.00 Each Additional System	$300.00 (1st system), $150.00 Each Additional System	$0.00	0.0%
	Building	Fire Re-Inspection / Tests				
	Building	First System Re-Test	$75.00	$75.00	$0.00	0.0%
	Building	Second System Re-Test	$150.00	$150.00	$0.00	0.0%
	Building	Third System Re-Test	$300.00	$300.00	$0.00	0.0%

City of Kyle, Texas
Schedule of Rates, Fines, Fees, and Charges
Proposed Fiscal Year 2026-2027 Budget

Code Section	Dept.	Description	FY 2026 Approved	FY 2027 Proposed	$ Change	% Change
	Building	Permits Requiring Phased/Additional Inspections: $75 Each × Number of Additional Inspections	$75.00	$75.00	$0.00	0.0%
	Building	Underground Phased/Additional Inspections: $75 Each × Number of Additional Inspections	$75.00	$75.00	$0.00	0.0%
	Building	After-Hours Inspection Fee (After 5:00 PM & Before 8:00 AM Weekdays or Anytime Weekends): Per Hour — If Available	$100.00	$100.00	$0.00	0.0%
	Building	Inspection Cancellation Fee (under 24 hours)	$75.00	$75.00	$0.00	0.0%
	Building	Inspection No-Show Fee	$100.00	$100.00	$0.00	0.0%
	Building	Home Foster Care / Adoption Inspection	EXEMPT	EXEMPT	–	–
	Building	Other Fire Related Inspections				
	Building	Above/Underground Storage Tanks	$200.00	$200.00	$0.00	0.0%
	Building	Gates/Barricades (Formerly Access Gates)	$200.00	$200.00	$0.00	0.0%
	Building	Alternative Fire Suppression Systems (Paint/Spray Booths)	$150.00	$150.00	$0.00	0.0%
	Building	Certification of Compliance - Initial/Follow Up	$100.00	$100.00	$0.00	0.0%
	Building	Change of Occupancy Use	$150.00	$150.00	$0.00	0.0%
	Building	TCO Inspection/Conditional Certificate of Compliance	$75.00	$75.00	$0.00	0.0%
	Building	Commercial Propane Installations	$250.00	$250.00	$0.00	0.0%
	Building	Mobile Food Vending Permitting and Inspection	$125.00	$125.00	$0.00	0.0%
	Building	Daycare Annual Inspection	$75.00	$75.00	$0.00	0.0%
	Building	Healthcare/Assisted Living	$45.00 + $15.00 Per Additional Building	$45.00 + $15.00 Per Additional Building	$0.00	0.0%
	Building	Hospitals/Licensed Clinics	$75.00	$75.00	$0.00	0.0%
	Building	Hydrant Flow Test	$100.00	$100.00	$0.00	0.0%
	Building	Kitchen Vent Hood Suppression System - Base	$200.00	$200.00	$0.00	0.0%
	Building	Per Suppression System for Each Duct Beyond the First, Per System	$100.00	$100.00	$0.00	0.0%
	Building	Compressed Gases Construction and/or Gas Detection Systems (Install, Repair, Remove, Modify) ($100 Per System/Closet/Cabinet; $200 for Large System-Tanks Greater Than 100 lb. or Manifolds With 6 or More Bottles)	$100.00 $200.00	$100.00 $200.00	$0.00	0.0%
	Building	Cryogenic Fluids (Install, Repair, Remove, Modify)	$100.00	$100.00	$0.00	0.0%
	Building	Electric Vehicle Charging, Energy Storage, Solar Photovoltaic Power, Fuel Cell Power Systems (Install or Modify) (Per Building or System)	$200.00	$200.00	$0.00	0.0%
	Building	Emergency Responder Communication Coverage (ERCC) Per System, Per Wing, Per Floor	$175.00	$175.00	$0.00	0.0%
	Building	Flammable & Combustible Liquids (Install, Repair, Modify Pipelines Transporting F&C Liquids; Install, Construct, Alter Equipment, Plants, Terminals, Distilleries, Similar F&C Facilities; Install, Alter, Abandon Above/Underground Storage Tanks) ($250/Tank, System, or Process)	$250.00	$250.00	$0.00	0.0%
	Building	Hazardous Materials Construction (IFC Chapter 50 Regulated Facility) In Addition To Any Other Permit Fees (e.g., Building, Sprinkler, Alarm, etc.)	$100.00	$100.00	$0.00	0.0%
	Building	Code Modification/Variance Request Application Fee	$250.00	$250.00	$0.00	0.0%
	Building	Project/Plan Consultation Fee Per Hour (1-Hour Minimum)	$50.00	$50.00	$0.00	0.0%
	Building	Working Without Required Permit (Assessed During Permit Application)	$300.00	$300.00	$0.00	0.0%
	Building	Administrative Fee	$64.00	$64.00	$0.00	0.0%

City of Kyle, Texas
Schedule of Rates, Fines, Fees, and Charges
Proposed Fiscal Year 2026-2027 Budget

Code Section	Dept.	Description	FY 2026 Approved	FY 2027 Proposed	$ Change	% Change
		Art. V - Mobile Homes, Manufactured Homes and Parks				
11-168	**Building**	Itinerant Merchant (Solicitor's Permit), Itinerant Vendor License (Per Year)	$200.00	$200.00	$0.00	0.0%
	Building	Mobile Food Vendor (Per Year)	$250.00	$250.00	$0.00	0.0%
		Chapter 29. Signs				
29-70	**Building**	Permit Fee: $200 Base + $2.00 Per Square Foot (Based on Gross Surface Area Square Footage) + Inspections	$200 + $2/SF	$200 + $2/SF	$0.00	0.0%
		Court Fines, Fees, & Charges				
		Chapter 14. Courts				
14-60	**Court**	Non-Standardized Sheet Size, Postal Charges	Varies	Varies	–	–
		All other court fees are established in accordance with the C.C.P. (Code of Criminal Procedure), Chapter 102, Subchapter C, Article 102.071. http://www.statutes.legis.state.tx.us/Docs/CR/htm/CR.102.htm				
		Penalties for Parking Violations - City Ordinance No. 1066, Section 47-203				
	Court	(a) A person who violates a parking regulation set forth in this Chapter shall be liable for a civil penalty according to the penalty schedule set forth in subsection (e) below, subject to increases in the civil penalty as provided in this Chapter up to a maximum penalty of $200.00; provided that disabled parking violations and parking in front of a fire hydrant which shall be a minimum of $150.00.				
	Court	(b) Any penalty not paid within 15 days of the date due is subject to an additional fee of 50 percent of the original penalty.				
	Court	(c) In addition to the penalties provided for in subsection (a), a vehicle with three or more unpaid adjudicated parking violations within a calendar year may be either immobilized by the attachment of a vehicle immobilizing device or impounded and towed to a vehicle storage facility at the owner's expense in accordance with the provisions of this article.				
	Court	(d) An administrative fee of $50.00 to defray the city's costs in administering and enforcing orders pursuant to this article will be charged for each vehicle ordered immobilized or impounded.				
	Court	(e) Civil penalty schedule:				
	Court	(1) Level One Violations – $30.00				
	Court	Parked Overtime	$30.00	$30.00	$0.00	0.0%
	Court	Parked Within 20 Feet of Crosswalk	$30.00	$30.00	$0.00	0.0%
	Court	Wheels Over 18 Inches From the Curb	$30.00	$30.00	$0.00	0.0%
	Court	Parked on Wrong Side of the Street	$30.00	$30.00	$0.00	0.0%
	Court	Parking Within Four Feet of a Residential Mailbox During Prohibited Hours	$30.00	$30.00	$0.00	0.0%
	Court	Backed Into Parking Space Not Designated for Back-In Parking or Parked Head-In Into a Parking Space Designated for Back-In Parking	$30.00	$30.00	$0.00	0.0%
	Court	Oversize Vehicle in Angle Parking	$30.00	$30.00	$0.00	0.0%
	Court	Parked for Sale or Repair	$30.00	$30.00	$0.00	0.0%
	Court	No Parking Zone	$30.00	$30.00	$0.00	0.0%
	Court	Blocking Alley	$30.00	$30.00	$0.00	0.0%
	Court	Blocking Crosswalk	$30.00	$30.00	$0.00	0.0%
	Court	Blocking Driveway of Business or Residence	$30.00	$30.00	$0.00	0.0%
	Court	Parked on Sidewalk	$30.00	$30.00	$0.00	0.0%
	Court	Double Parked	$30.00	$30.00	$0.00	0.0%

City of Kyle, Texas
Schedule of Rates, Fines, Fees, and Charges
Proposed Fiscal Year 2026-2027 Budget

Code Section	Dept.	Description	FY 2026 Approved	FY 2027 Proposed	$ Change	% Change
	Court	Parked in Loading Zone	$30.00	$30.00	$0.00	0.0%
	Court	Parked in Lane of Traffic	$30.00	$30.00	$0.00	0.0%
	Court	Parked in Intersection	$30.00	$30.00	$0.00	0.0%
	Court	Large Motor Vehicle, Travel Trailer, Personal Watercraft or Boat, Either Attached or Unattached to a Motor Vehicle on Street in a Residential Area	$30.00	$30.00	$0.00	0.0%
	Court	Commercial Vehicle, Semi-Trailer, Pole Trailer, Construction Vehicle or Farm Equipment on Street in Residential Area	$30.00	$30.00	$0.00	0.0%
	Court	Parked in Fire Zone	$30.00	$30.00	$0.00	0.0%
	Court	Parked in Front or Side Yard or Vacant Lot	$30.00	$30.00	$0.00	0.0%
	Court	Parked in a Bicycle Lane	$30.00	$30.00	$0.00	0.0%
	Court	Parking in Violation of a City Code Provision Regulating Parking Not Otherwise Stated Here	$30.00	$30.00	$0.00	0.0%
	Court	(2) Level Two Violations – $150.00				
	Court	Violations Regarding Disabled Parking	$150.00	$150.00	$0.00	0.0%
	Court	Parking/Standing Within 15' of a Fire Hydrant	$150.00	$150.00	$0.00	0.0%
		Economic Development Fees & Changes				
		Filming Policy				
	Economic Development	Application Processing Fee	$25.00	$25.00	$0.00	0.0%
	Economic Development	Total or Disruptive Use (During Regular Operating Hours) of a Public Building, Park, Right-of-Way, or Public Area	$500.00 Per Day	$500.00 Per Day	$0.00	0.0%
	Economic Development	Partial, Non-Disruptive Use of a Public Building, Park, Right-of-Way, or Public Area	$250.00 Per Day	$250.00 Per Day	$0.00	0.0%
	Economic Development	Total Closure or Obstruction of Public Street or Right-of-Way, Including Parking Lots and On-Street Parking	$50.00 Per Block, Per Day	$50.00 Per Block, Per Day	$0.00	0.0%
	Economic Development	Partial Closure or Obstruction of Public Street or Right-of-Way, Including Parking Lots and On-Street Parking	$25.00 Per Block, Per Day	$25.00 Per Block, Per Day	$0.00	0.0%
	Economic Development	Use of City Parking Lots, Parking Areas, and City Streets (for the Purpose of Parking Film Trailers, Buses, Catering Trucks, and Other Large Vehicles)	$50.00 per block or lot, per day	$50.00 per block or lot, per day	$0.00	0.0%

City of Kyle, Texas
Schedule of Rates, Fines, Fees, and Charges
Proposed Fiscal Year 2026-2027 Budget

Code Section	Dept.	Description	FY 2026 Approved	FY 2027 Proposed	$ Change	% Change
		Engineering Services Fees & Charges				
		Water & Sewer Impact Fees				
50-259	**Engineering**	Water & Sewer Impact Fees Schedule of Water Impact Fees Per LUE* *Refer To the Table Below for LUE Determination				
	Engineering	Current Water Impact Fee Would Apply To Vacant Tracts Platted Prior To 6-20-1987				
	Engineering	Current Water Impact Fee Would Apply To Any Net Increase in Impact Fee LUE on Prior-Assessed Land:				
	Engineering	Approved Plat Dates From 6-21-1987 To 6-27-1990	$1,500.00	$1,500.00	$0.00	0.0%
	Engineering	Approved Plat Dates From 6-28-1990 To 2-17-1997	$841.00	$841.00	$0.00	0.0%
	Engineering	Approved Plat Dates From 2-18-1997 To 4-16-2001	$1,320.00	$1,320.00	$0.00	0.0%
	Engineering	Approved Plat Dates From 4-17-2001 To 3-3-2008	$1,100.00	$1,100.00	$0.00	0.0%
	Engineering	Approved Plat Dates From 3-4-2008 To 1-16-2017	$2,115.00	$2,115.00	$0.00	0.0%
	Engineering	Approved Plat Dates From 1-17-2017 To 12-4-2023	$3,535.00	$3,535.00	$0.00	0.0%
	Engineering	Approved Plat Dates From 12-5-2023 To 8-26-2025	$6,169.00	$6,169.00	$0.00	0.0%
	Engineering	Approved Plat Dates From 8-27-2025 To Present	$10,908.00	$10,908.00	$0.00	0.0%
		Schedule of Sewer Impact Fees Per LUE* *Refer To Table below for LUE determination				
	Engineering	Current Sewer Impact Fee Would Apply To Vacant Tracts Platted Prior To 6-20-1987				
		Current Sewer Impact Fee Would Apply To Any Net Increase in Impact Fee LUE on Prior-Assessed Land:				
	Engineering	Approved Plat Dates From 6-21-1987 To 6-27-1990	$1,500.00	$1,500.00	$0.00	0.0%
	Engineering	Approved Plat Dates From 6-28-1990 To 2-17-1997	$1,062.00	$1,062.00	$0.00	0.0%
	Engineering	Approved Plat Dates From 2-18-1997 To 4-16-2001	$1,132.00	$1,132.00	$0.00	0.0%
	Engineering	Approved Plat Dates From 4-17-2001 To 3-3-2008	$1,613.00	$1,613.00	$0.00	0.0%
	Engineering	Approved Plat Dates From 3-4-2008 To 1-16-2017	$2,216.00	$2,216.00	$0.00	0.0%
	Engineering	Approved Plat Dates From 1-17-2017 To 12-4-2023	$2,826.00	$2,826.00	$0.00	0.0%
	Engineering	Approved Plat Dates From 12-5-2023 To 8-26-2025	$6,345.00	$6,345.00	$0.00	0.0%
	Engineering	Approved Plat Dates From 8-27-2025 To Present	$8,762.00	$8,762.00	$0.00	0.0%
	Engineering	Floodplain Development Application Review Fee (Initial Application and Two Reviews — 4th Plan Review Requires Payment of New Fee)	$750.00	$750.00	$0.00	0.0%
	Engineering	Floodplain Development Application Review Fee (Each Submittal After Third Review)	$500.00	$500.00	$0.00	0.0%

City of Kyle, Texas
Schedule of Rates, Fines, Fees, and Charges
Proposed Fiscal Year 2026-2027 Budget

Code Section	Dept.	Description	FY 2026 Approved	FY 2027 Proposed	$ Change	% Change

50-310

Impact Fees For Various Water Meter Sizes

Department	Meter Type	Meter Size	Water Impact Fees	Sewer Impact Fees	Combined Impact Fees
Kyle Water Utilities	Simple	5/8" x 3/4"	$10,908	$8,762	$19,670
Kyle Water Utilities	Simple	3/4"	$16,363	$13,143	$29,506
Kyle Water Utilities	Simple	1"	$27,271	$21,905	$49,176
Kyle Water Utilities	Simple	1 1/2"	$54,542	$43,810	$98,352
Kyle Water Utilities	Simple	2"	$87,267	$70,096	$157,363
Kyle Water Utilities	Compound	2"	$87,267	$70,096	$157,363
Kyle Water Utilities	Turbine	2"	$109,084	$87,620	$196,704
Kyle Water Utilities	Compound	3"	$174,534	$140,192	$314,726
Kyle Water Utilities	Turbine	3"	$261,801	$210,288	$472,089
Kyle Water Utilities	Compound	4"	$272,709	$219,050	$491,760
Kyle Water Utilities	Turbine	4"	$458,152	$368,004	$826,156
Kyle Water Utilities	Compound	6"	$545,419	$438,100	$983,519
Kyle Water Utilities	Turbine	6"	$1,003,570	$806,105	$1,809,675
Kyle Water Utilities	Compound	8"	$872,670	$700,960	$1,573,630
Kyle Water Utilities	Turbine	8"	$1,745,340	$1,401,921	$3,147,261
Kyle Water Utilities	Compound	10"	$1,254,463	$1,007,631	$2,262,094
Kyle Water Utilities	Turbine	10"	$2,727,094	$2,190,501	$4,917,595
Kyle Water Utilities	Turbine	12"	$3,599,764	$2,891,462	$6,491,226

City of Kyle, Texas
Schedule of Rates, Fines, Fees, and Charges
Proposed Fiscal Year 2026-2027 Budget

Code Section	Dept.	Description	FY 2026 Approved	FY 2027 Proposed	$ Change	% Change
Library Fines, Fees, & Charges						
Article V – Ord. No. 358, Section 2-465: Library						
	Library	Printing and Photocopying Fees				
	Library	Color Printing (Per Page)	$0.50	$0.50	$0.00	0.0%
	Library	Black and White Printing (Per Page, One-Sided)	$0.15	$0.15	$0.00	0.0%
	Library	Black and White Photocopying (Per Page, One-Sided)	$0.15	$0.15	$0.00	0.0%
	Library	Color Photocopying (Per Page, One-Sided)	$0.50	$0.50	$0.00	0.0%
	Library	Lost or Damaged Library Items	Cost of Item	Cost of Item	–	–
	Library	Inter-Library Lending Fee (Per Book)	$2.00	$2.00	$0.00	0.0%
	Library	Replacement Library Card	$2.00	$2.00	$0.00	0.0%
	Library	Out-of-Hays County Library Card Fee	$20.00	$20.00	$0.00	0.0%
	Library	Community Room				
	Library	Burdine and Jack Johnson Wing Meeting Rooms				
	Library	One Event (Up To 2 Hours) Free Each Month.	Free	Free	–	–
	Library	Subsequent Hours	$10.00/ Hour	$10.00/ Hour	$0.00	0.0%
	Library	Cleaning fee (Required If Food Is Served)	$100.00	$100.00	$0.00	0.0%

City of Kyle, Texas
Schedule of Rates, Fines, Fees, and Charges
Proposed Fiscal Year 2026-2027 Budget

Code Section	Dept.	Description	FY 2026 Approved	FY 2027 Proposed	$ Change	% Change
		Parks and Recreation Fees & Charges				
		Chapter 26. Parks and Recreation				
		Facility Reservations				
26-146(a)	**Parks**	Multi-Purpose Room (Resident Hourly Rate)	$40.00	$40.00	$0.00	0.0%
	Parks	Multi-Purpose Room (Non-Resident Hourly Rate)	$80.00	$80.00	$0.00	0.0%
	Parks	Dacy Facility (Resident Hourly Rate)	$240.00	$240.00	$0.00	0.0%
	Parks	Dacy Facility (Non-Resident Hourly Rate)	$320.00	$320.00	$0.00	0.0%
	Parks	Community Rooms – Kyle Resident (Per Hour)	N/A	N/A	–	–
	Parks	Community Rooms – Kyle Resident (Per Day)	N/A	N/A	–	–
	Parks	Community Rooms – Non-Kyle Resident (Per Hour)	N/A	N/A	–	–
	Parks	Community Rooms – Non-Kyle Resident (Per Day)	N/A	N/A	–	–
	Parks	Gazebo – City Square Park – Kyle Resident (Per Hour)	$20.00	$20.00	$0.00	0.0%
	Parks	Gazebo – City Square Park – Non-Kyle Resident (Per Hour)	$40.00	$40.00	$0.00	0.0%
	Parks	Krug Activity Center – Kyle Resident (Per Hour)	$175.00	$175.00	$0.00	0.0%
	Parks	Krug Activity Center – Kyle Resident (Per Day)	N/A	N/A	–	–
	Parks	Krug Activity Center – Non-Kyle Resident (Per Hour)	$300.00	$300.00	$0.00	0.0%
	Parks	Krug Activity Center – Non-Kyle Resident (Per Day)	N/A	N/A	–	–
	Parks	Facility/Room Reservations After Business Hours Rental (Per Hour)	Additional $25/Hr. To Hourly Rate	Additional $25/Hr. To Hourly Rate	$0.00	0.0%
	Parks	Covered Pavilion (Resident Hourly Rate)	$30.00	$30.00	$0.00	0.0%
	Parks	Covered Pavilion (Non-Resident Hourly Rate)	$60.00	$60.00	$0.00	0.0%
	Parks	La Verde Amphitheater (Resident Hourly Rate)	$75.00	$75.00	$0.00	0.0%
	Parks	La Verde Amphitheater (Non-Resident Hourly Rate)	$150.00	$150.00	$0.00	0.0%
	Parks	Community Garden (Per ADA Garden Table) Per Year	$30.00	$30.00	$0.00	0.0%
	Parks	Community Garden (Per 4x8 Garden Bed) Per Year	$45.00	$45.00	$0.00	0.0%
	Parks	Community Garden (Per 8x12 Partner Plots) Per Year	$75.00	$75.00	$0.00	0.0%
	Parks	Community Garden (Park Partnership Agreements) 8x12 Plots Per Year	$0.00	$0.00	$0.00	0.0%
	Parks	Park Partners, 501(c)(3) Civic Groups Multi-Purpose Rate Per Hour (Maximum of 2 Hours Per Month)	$10.00 Resident $20.00 Non-Resident **Multipurpose Room Only	$10.00 Resident $20.00 Non-Resident **Multipurpose Room Only	$0.00	0.0%
	Parks	Facility/Room Reservation Add-ons				
	Parks	Kitchen Usage Hourly Rate	$50.00	$50.00	$0.00	0.0%
	Parks	Private Event Facility Clean-Up Fee	$250.00	$250.00	$0.00	0.0%
		Athletic Reservations				
26-146(a)	**Parks**	Designated Practice Field (Resident Hourly Rate)	$15.00	$15.00	$0.00	0.0%
	Parks	Designated Practice Field (Non-Resident Hourly Rate)	$30.00	$30.00	$0.00	0.0%
	Parks	Game Field – Kyle Resident	$30.00	$30.00	$0.00	0.0%
	Parks	Game Field – Non-Kyle Resident	$60.00	$60.00	$0.00	0.0%
	Parks	Athletic Tournament Rental Resident Day Rate (Gregg Clarke Park Field 1–5 & All Wheels Skate Park, Steeplechase Disc Golf)	$600.00	$600.00	$0.00	0.0%
	Parks	Athletic Tournament Rental Non-Resident Day Rate (Gregg Clarke Park Field 1–5 & All Wheels Skate Park, Steeplechase Disc Golf)	$1,200.00	$1,200.00	$0.00	0.0%
	Parks	Ash Pavilion – Kyle Resident (Per Hour)	$120.00	$120.00	$0.00	0.0%
	Parks	Ash Pavilion – Kyle Resident (Per Day)	N/A	N/A	–	–
	Parks	Ash Pavilion – Non-Kyle Resident (Per Hour)	$240.00	$240.00	$0.00	0.0%

City of Kyle, Texas
Schedule of Rates, Fines, Fees, and Charges
Proposed Fiscal Year 2026-2027 Budget

Code Section	Dept.	Description	FY 2026 Approved	FY 2027 Proposed	$ Change	% Change
	Parks	Ash Pavilion – Non-Kyle Resident (Per Day)	N/A	N/A	–	–
	Parks	Sport Court (Resident Hourly Rate)	$15.00	$15.00	$0.00	0.0%
	Parks	Sport Court (Non-Resident Hourly Rate)	$30.00	$30.00	$0.00	0.0%
	Parks	Tournament Deposit Rate (Eligible For $150.00 Refund) Based on Concluded Reservation And Field Conditions. ***If Cancellations Are Made Less Than 72 Business Hours Before the Event, the Refund Becomes Ineligible.**	$200.00	$200.00	$0.00	0.0%
	Parks	Athletic Reservations Add-Ons				
	Parks	Resident with Lights (Hourly Rate)	$50.00	$50.00	$0.00	0.0%
	Parks	Non-Resident with Lights (Hourly Rate)	$100.00	$100.00	$0.00	0.0%
	Parks	Request for Fields To Be Lined (Per Occurrence/Per Field)	$150.00	$150.00	$0.00	0.0%
	Parks	On-Site Staff Labor Fee (Per Employee/Per Hour)	$20.00	$20.00	$0.00	0.0%
	Parks	Scoreboard (Hourly Rate)	$15.00	$15.00	$0.00	0.0%
	Parks	Concession Sales – Kyle Resident (Per Hour)	N/A	N/A	–	–
	Parks	Concession Sales – Non-Kyle Resident (Per Hour)	N/A	N/A	–	–
	Parks	Barricade Use Fee (Per Barricade)	N/A	N/A	–	–
	Parks	Portable Table Rentals in All Parks and Pool (Per Day)	N/A	N/A	–	–
		Non-City Sponsored Special Event Request Fees				
	Parks	Special Event Application Fee (Per Application)	$25.00	$25.00	$0.00	0.0%
	Parks	Banner Ads At City-Owned Athletic Fields (Standard 3x6 Banner) – Annual	$250.00	$250.00	$0.00	0.0%
	Parks	Private Event Rental Clean-Up Deposit (Only $100 Is Refundable)	N/A	N/A	–	–
	Parks	Special Event Request in a City Park – Resident Fee ($250 Eligible for Refund From Deposit) Based on Concluded Reservation and Conditions. If Cancellations Are Made Less Than 7 Business Days in Advance, Refund Becomes Ineligible.	$525.00 Plus Expenses Incurred Over Deposit (Fees Per Hour Are Based On The Location Requested)	$525.00 Plus Expenses Incurred Over Deposit (Fees Per Hour Are Based On The Location Requested)	$0.00	0.0%
	Parks	Special Event Request in a City Park – Non-Resident Fee ($250 Eligible for Refund From Deposit) Based on Concluded Reservation and Conditions. If Cancellations Are Made Less Than 7 Business Days in Advance, Refund Becomes Ineligible.	$545.00 Plus Expenses Incurred Over Deposit (Fees Per Hour Are Based On The Location Requested)	$545.00 Plus Expenses Incurred Over Deposit (Fees Per Hour Are Based On The Location Requested)	$0.00	0.0%
	Parks	Food Distribution Permit (Per Month/Per Park) All Food Permits Must Be Obtained From Hays County	$250.00	$250.00	$0.00	0.0%

City of Kyle, Texas
Schedule of Rates, Fines, Fees, and Charges
Proposed Fiscal Year 2026-2027 Budget

Code Section	Dept.	Description	FY 2026 Approved	FY 2027 Proposed	$ Change	% Change
		City Pool				
26-146(a)(8)	**Parks**	Open Swim				
	Parks	City of Kyle Residents				
	Parks	Ages 4–12	$1.00	$1.00	$0.00	0.0%
	Parks	Ages 13–17	$3.00	$3.00	$0.00	0.0%
	Parks	Ages 18–54	$4.00	$4.00	$0.00	0.0%
	Parks	Ages 55 and above	$2.00	$2.00	$0.00	0.0%
	Parks	Non-Kyle Residents (Ages 4 And Above)	$6.00	$6.00	$0.00	0.0%
	Parks	Season Pass				
	Parks	City of Kyle Residents				
	Parks	Ages 4–12	$28.00	$28.00	$0.00	0.0%
	Parks	Ages 13–17	$55.00	$55.00	$0.00	0.0%
	Parks	Ages 18–54	$95.00	$95.00	$0.00	0.0%
	Parks	Ages 55 And Above	$30.00	$30.00	$0.00	0.0%
	Parks	Family of Five (Additional Family Member(s) Must Purchase Pass in Their Age Group)	$175.00	$175.00	$0.00	0.0%
	Parks	City of Kyle Non-Kyle Residents				
	Parks	Ages 4–12	$130.00	$130.00	$0.00	0.0%
	Parks	Ages 13–17	$130.00	$130.00	$0.00	0.0%
	Parks	Ages 18–54	$130.00	$130.00	$0.00	0.0%
	Parks	Ages 55 and above	$130.00	$130.00	$0.00	0.0%
	Parks	Family of Five (Additional Family Member(s) Must Purchase Pass in Their Age Group)	$400.00	$400.00	$0.00	0.0%
	Parks	City of Kyle Resident Private Rental of Kyle Pool, Includes Lifeguard (Two-Hour Minimum)				
		City of Kyle Resident	$295.00	$295.00	$0.00	0.0%
	Parks	Non-Kyle Residents	$325.00	$325.00	$0.00	0.0%
	Parks	Pool Rental Add-On (Volleyball Net & Basketball Goal)	N/A	N/A	–	–
	Parks	Swim Lessons (Kyle Resident and Non-Resident)				
	Parks	Group Swim Lessons (Per Session)	$45.00	$45.00	$0.00	0.0%
	Parks	Preschool Swim Lessons (Per Session)	$50.00	$50.00	$0.00	0.0%
	Parks	Private Swim Lessons (Per Session)	$60.00	$60.00	$0.00	0.0%
	Parks	Parent-Tot Swim Lessons (Per Session)	$55.00	$55.00	$0.00	0.0%
	Parks	Swim Team (Per Athlete)	$175.00-$250.00	$175.00-$250.00	$0.00	0.0%
	Parks	Polar Bear Splash (Per Registration)	$25.00-$50.00	$25.00-$50.00	$0.00	0.0%

City of Kyle, Texas
Schedule of Rates, Fines, Fees, and Charges
Proposed Fiscal Year 2026-2027 Budget

Code Section	Dept.	Description	FY 2026 Approved	FY 2027 Proposed	$ Change	% Change
		PARD Programs				
26-146(b)	**Parks**	Sport Tournament Fees (Per Person)	$25.00 - $150.00	$25.00 - $150.00	$0.00	0.0%
	Parks	Sports Leagues (Per Person)	$25.00 - $125.00	$25.00 - $125.00	$0.00	0.0%
	Parks	Hooked on Fishing Programs (Per Person)	N/A	N/A	-	-
	Parks	Art & Cultural Programs (Per Person)	$0.00-$75.00	$0.00-$75.00	$0.00	0.0%
	Parks	Outdoor Recreation Programs (Per Person)	$0.00-$50.00	$0.00-$50.00	$0.00	0.0%
	Parks	Safety Training Programs	$50.00-$300.00	$50.00-$300.00	$0.00	0.0%
	Parks	Kyle Camps – Registration	$30.00-$50.00	$30.00-$50.00	$0.00	0.0%
	Parks	Kyle Camps – Per Week, Per Child	$130.00- $255.00	$130.00- $255.00	$0.00	0.0%
	Parks	Special Olympics Fee (Per Athlete/Per Sport)	N/A	N/A	-	-
	Parks	Adaptive & Inclusive Programs (Per Person/Per Program)	$0.00 - $75.00	$0.00 - $75.00	$0.00	0.0%
	Parks	Teen Program Fee (Per Person)	$0.00-$50.00	$0.00-$50.00	$0.00	0.0%
	Parks	Senior Program Fee (Per Person)	$0.00-$100.00	$0.00-$100.00	$0.00	0.0%
	Parks	Aquatic Program Fee (Per Person)	$0.00-$75.00	$0.00-$75.00	$0.00	0.0%
	Parks	Family Campout	N/A	N/A	–	–
	Parks	Recreation Contract Programs	Refer To Contract for Rates and Commission	Refer To Contract for Rates and Commission	–	–
	Parks	Teen Nights	N/A	N/A	–	–
		Special Events Fees & Charges				
	Parks	Special & Community Event (Per Event)				
	Parks	Art and Cultural Event Fee (Per Person)	$0.00 - $75.00	$0.00 - $75.00	$0.00	0.0%
	Parks	Outdoor Recreation Event Fee (Per Person)	$0.00 - $75.00	$0.00 - $75.00	$0.00	0.0%
	Parks	Adaptive & Inclusive Event Fee (Per Person)	$0.00 - $75.00	$0.00 - $75.00	$0.00	0.0%
	Parks	Teen Event Fee (Per Person)	$0.00 - $75.00	$0.00 - $75.00	$0.00	0.0%
	Parks	Senior Event Fee (Per Person)	$0.00 - $75.00	$0.00 - $75.00	$0.00	0.0%
	Parks	Aquatic Event Fee (Per Person)	$0.00 - $75.00	$0.00 - $75.00	$0.00	0.0%
	Parks	Vendor Space Fee (Per Event, Per Space)				
	Parks	10x10 Vendor Space – For-Profit	$35.00 - $60.00	$35.00 - $60.00	$0.00	0.0%
	Parks	10x10 Vendor Space – Non-Profit	$20.00 - $50.00	$20.00 - $50.00	$0.00	0.0%
	Parks	10x10 Food Vendor Space	$50.00 - $260.00	$50.00 - $260.00	$0.00	0.0%
	Parks	Sponsorships (Depends on Donation Amount)	N/A	N/A	-	-
	Parks	Kyle Fair Tex-Travaganza (Per space, per registration)				
	Parks	Event Competition Registration Fee (Per)	$25.00 - $800.00	$25.00 - $800.00	$0.00	0.0%
	Parks	10x10 Vendor Space For-Profit (Per Space)	$100.00 - $800.00	$100.00 - $800.00	$0.00	0.0%
	Parks	10x10 Vendor Space Non-Profit (Per Space)	$100.00 - $800.00	$100.00 - $800.00	$0.00	0.0%
	Parks	10x10 Food Vendor Space (Per Space)	$100.00 - $800.00	$100.00 - $800.00	$0.00	0.0%
	Parks	10x25 Food Truck Vendor Space (Per Space)	$100.00 - $800.00	$100.00 - $800.00	$0.00	0.0%
	Parks	Vendor Fees – Range: $100.00 – $800.00	N/A	N/A	-	-
	Parks	Sponsorships – Range: $200.00 – $15,000	N/A	N/A	-	-
	Parks	VIP (Per Person)	$75.00-$250.00	$75.00-$250.00	$0.00	0.0%

City of Kyle, Texas
Schedule of Rates, Fines, Fees, and Charges
Proposed Fiscal Year 2026-2027 Budget

Code Section	Dept.	Description	FY 2026 Approved	FY 2027 Proposed	$ Change	% Change
		Sponsorships				
	Parks	Special Event Sponsorship Fees	$250.00 - $20,000.00	$250.00 - $20,000.00	$0.00	0.0%
	Parks	Community Event Sponsorship Fees	$250.00 - $20,000.00	$250.00 - $20,000.00	$0.00	0.0%
	Parks	Kyle Fair Tex-Travaganza	$3,500.00- $20,000.00	$3,500.00- $20,000.00	$0.00	0.0%
	Parks	July 4th Fireworks – Sponsor Fees (Depends on Donation Amount)	N/A	N/A	–	–
	Parks	Movies in the Park – Sponsor Fees (Depends on Donation Amount)	N/A	N/A	–	–
	Parks	Hooked on Fishing – Sponsor Fees (Depends on Donation Amount)	N/A	N/A	–	–
	Parks	Community Special Events – Sponsor Fees (Depends on Donation Amount)	N/A	N/A	–	–
	Parks	Office Point of Purchase Sales (Varies Based on Product)	$1.00 - $75.00	$1.00 - $75.00	$0.00	0.0%
		City of Kyle Employee Discounts				
Discounts may be offered to employees and their immediate family under the terms and conditions in the currently adopted in the City of Kyle Personnel Policy, Article 10. Benefits; Section 10.09 Wellness Program; Subsection B. Employee Discounts. These vary based on program and availability. Contact PARD for current discounts.						
		Planning and Zoning Fees & Charges				
		Subdivision Plats				
		Chapter 41. Subdivisions				
41-143	**Planning**	Sidewalk Fee-In-Lieu (As Approved By City Engineer)	$12.00 Per Square Foot	$12.00 Per Square Foot	$0.00	0.0%
41-147(b)	**Parks**	Park Land Fee – Land Per Dwelling Unit	$1,500.00	$1,500.00	$0.00	0.0%
	Parks	Park Development Fee – Improvements/Facilities Per Dwelling Unit	$1,500.00	$1,500.00	$0.00	0.0%
8-109	**Planning**	Short Form Plat Or Amended Plat – Base Fee Plus Notification (If Required)	$500.00	$500.00	$0.00	0.0%
8-115	**Planning**	Short Form Plat Or Amended Plat – Plus Per Lot Fee	$50.00	$50.00	$0.00	0.0%
8-110	**Planning**	Preliminary Plan – Base	$5,000.00	$5,000.00	$0.00	0.0%
	Planning	Preliminary Plan – Plus Per Lot Or Acre Fee Whichever Is Greater	$50.00	$50.00	$0.00	0.0%
8-111	**Planning**	Final Plat – Base	$2,500.00	$2,500.00	$0.00	0.0%
	Planning	Final Plat – Plus Per Lot Or Acre Fee Whichever Is Greater	$35.00	$35.00	$0.00	0.0%
	Planning	Fire Department Plat Plan Review Fee	$250.00	$250.00	$0.00	0.0%
	Planning	Fire Department Site Plan Review Fee	$250.00	$250.00	$0.00	0.0%
8-112	**Planning**	Site Development – Base (4th Plan Review Payment Of New Fee)	$3,000.00	$3,000.00	$0.00	0.0%
	Planning	Site Development – Plus $0.05 Per Impervious Cover	$0.05 Per Square Foot Of Impervious Cover	$0.05 Per Square Foot Of Impervious Cover	$0.00	0.0%
	Planning	Site Development Revision- Per Revision	$1,500.00	$1,500.00	$0.00	0.0%
	Planning	Small Site Development Less Than 0.5 Acres	$1,000.00	$1,000.00	$0.00	0.0%
8-114	**Planning**	Plat Vacation (Plus All Estimated County Recording Fees)	$500.00	$500.00	$0.00	0.0%
8-116	**Planning**	Variance/Waiver/Exception Request (For Subdivision, Zoning, Or Signs Per Variance Requested) Plus Notification	$750.00	$750.00	$0.00	0.0%
	Planning	Easements, License To Encroach And License Agreements Plus County Recordation Fee	$1,000.00	$1,000.00	$0.00	0.0%
	Planning	Right-Of-Way Abandonment/Vacation Plus County Recordation Fees	$1,000.00	$1,000.00	$0.00	0.0%
	Planning	Construction Plan Review Application Fee Base Fee	$5,000.00	$5,000.00	$0.00	0.0%
	Planning	Construction Plan Review Fee – Plus Per Acre Fee	$1,200.00	$1,200.00	$0.00	0.0%
	Planning	Construction Plan Revision Fee	$2,000.00	$2,000.00	$0.00	0.0%
	Planning	Construction Inspection Fee Per Acre	$3,000.00	$3,000.00	$0.00	0.0%

City of Kyle, Texas
Schedule of Rates, Fines, Fees, and Charges
Proposed Fiscal Year 2026-2027 Budget

Code Section	Dept.	Description	FY 2026 Approved	FY 2027 Proposed	$ Change	% Change
8-118	**Planning**	Zoning Change- Base	$1,000.00	$1,000.00	$0.00	0.0%
	Planning	Zoning Change Plus Per Acre Fee	$150.00	$150.00	$0.00	0.0%
	Planning	Comprehensive Plan Amendment	$1,500.00	$1,500.00	$0.00	0.0%
	Planning	Variance BOA Plus Notification	N/A	N/A	–	–
	Planning	PUD Base + Per Acre + Escrow + Notification	$5,000.00	$5,000.00	$0.00	0.0%
	Planning	PUD Per acre	$150.00	$150.00	$0.00	0.0%
	Planning	PUD Amendment Fee – Base Per Amendment Plus Notification	$1,500.00	$1,500.00	$0.00	0.0%
	Planning	Zoning or Variance postponement Plus Notification	$100.00	$100.00	$0.00	0.0%
	Planning	Zoning Verification Letter	$150.00	$150.00	$0.00	0.0%
	Planning	Residential Landscape Review or Tree Removal Permit Application Fee	$125.00	$125.00	$0.00	0.0%
54-12	**Planning**	Commercial Tree Removal Permit Application Fee	$500.00	$500.00	$0.00	0.0%
	Planning	Tree Replacement Fee (Protected Trees) *Maximum $2,000 Per Single Family Or Duplex Dwelling Unit	$300.00 Per Caliper Inch	$300.00 Per Caliper Inch	$0.00	0.0%
	Planning	Tree Replacement Fee (Specimen Trees) *Maximum $2,000 Per Single Family Or Duplex Dwelling Unit	$450.00 Per Caliper Inch Removed	$450.00 Per Caliper Inch Removed	$0.00	0.0%
	Planning	Development Agreement Fee Pid, Tirz, Mud And Special Financing District Plus Notification	$25,000.00	$25,000.00	$0.00	0.0%
	Planning	Amendment To Development Agreement (PID, TIRZ, MUD, and Special Financing District) Plus Notification	$5,000.00	$5,000.00	$0.00	0.0%
	Planning	Escrow Fee – PUD, DA, Special Districts, Etc...	$25,000.00	$25,000.00	$0.00	0.0%
53-895	**Planning**	Conditional Use Permit+ Per Acre+ Notification If Applicable	$500.00	$500.00	$0.00	0.0%
	Planning	Plus Per Acre	$50.00	$50.00	$0.00	0.0%
	Planning	Master Sign Plan (When Separate From Entitlement Process)	$750.00	$750.00	$0.00	0.0%
	Planning	Administrative Code Waiver or Exception	$500.00	$500.00	$0.00	0.0%
	Planning	Voluntary Annexation (Plus Notification If Required)	$1,000.00	$1,000.00	$0.00	0.0%
	Planning	ETJ Release (Plus Notification If Required)	$750.00	$750.00	$0.00	0.0%
	Planning	Newspaper Notification Fee & Mailout Fee (Over 20 Mailouts Add $2.00 Per Mail)	$400.00	$400.00	$0.00	0.0%
	Planning	Signs For Notice Of Public Hearing – Per Sign	$175.00	$175.00	$0.00	0.0%
53-1205	**Planning**	Traffic Impact Analysis				
	Planning	TIA Application/ Worksheet Review	$500.00	$500.00	$0.00	0.0%
	Planning	Less Than 2,000 Trips Per Day	$3,000.00	$3,000.00	$0.00	0.0%
	Planning	2,000-5,000 Trips Per Day	$5,000.00	$5,000.00	$0.00	0.0%
	Planning	5,001-10,000 Trips Per Day	$7,500.00	$7,500.00	$0.00	0.0%
	Planning	10,0001-15,000 Trips Per Day	$10,000.00	$10,000.00	$0.00	0.0%
	Planning	15,0001 + Trips Per Day	$15,000.00	$15,000.00	$0.00	0.0%
	Planning	Traffic Impact Analysis (TIA) Revision	1/2 current TIA fee	1/2 current TIA fee	–	–

City of Kyle, Texas
Schedule of Rates, Fines, Fees, and Charges
Proposed Fiscal Year 2026-2027 Budget

Code Section	Dept.	Description	FY 2026 Approved	FY 2027 Proposed	$ Change	% Change

41-137

Adjacent Lane Mile Fee
FY2026 ALM Fees

	A	B	C	D	E
	Land Use Category	Trips per Day	Cost Multiplier	No. of DUs	GFA* ÷ 1,000
1	Single-Family Detached	9.52	$129.00		
2	Single-Family Attached	5.81	$ 65.00		
3	Multifamily	6.65	$ 81.00		
4	Office	11.03	$112.00		
5	Retail	44.32	$ 34.00		
6	Shopping Center	42.7	$ 40.00		
7	Warehouse/Storage	3.56	$129.00		
8	Manufacturing	3.82	$118.00		
9	Industrial	6.97	$ 71.00		
10	Institutional	12.7	$ 51.00		

Please reference Sec. 41-137(p) for additional details relating To the Adjacent Lane Mile Fee

City of Kyle, Texas
Schedule of Rates, Fines, Fees, and Charges
Proposed Fiscal Year 2026-2027 Budget

Code Section	Dept.	Description	FY 2026 Approved	FY 2027 Proposed	$ Change	% Change
		Police, Animal Control, and Code Enforcement Fines, Fees, & Charges				
11-285	**Police**	Vehicles Released During Hours Other Than Normal Business	$25.36	$25.36	$0.00	0.0%
	Police	Annual Wrecker Application Fee	$250.00	$250.00	$0.00	0.0%
	Police	Licensed Vehicle Storage Facility Lien Foreclosure - Title 7, Subchapter H, Chapter 683, Mandated By State Of Texas	$10.00	$10.00	$0.00	0.0%
23-241(b)	**Police**	Abandoned Motor Vehicles (Garage Keepers Report)	$12.68	$12.68	$0.00	0.0%
	Police	Crash Report Fee – Requested Online (Per Report)	$6.00	$6.00	$0.00	0.0%
	Police	Crash Report Fee – Requested At Pd (Per Report)	$6.00	$6.00	$0.00	0.0%
	Police	Pd Certification Of Crash Report (Per Report; In Addition To Crash Report Fee)	$2.00	$2.00	$0.00	0.0%
	Police	Local Background/Police Clearance Letter	$10.00	$10.00	$0.00	0.0%
23.279	**Police**	Mass Gathering Fees				
	Police	Permit Fee	$300.00	$300.00	$0.00	0.0%
	Police	Inspection Fee	Actual Costs	Actual Costs	–	–
	Police	All Other Police Department Fees Are Established In Accordance To The Ag Charge Schedule Authorized By The Texas Administrative Code, Title 1, Part 3, Chapter 70, Rule Section 70.3.				
23-288	**Police**	Abatement Lien Fee	$150.00	$150.00	$0.00	0.0%
47.4	**Police**	Golf Cart Permit Fee	$20.00	$20.00	$0.00	0.0%
	Police	Vehicle Cost Recovery Fee				
	Police	Mobile/ Patrol Use	$ 10.00 Per Hour	$ 10.00 Per Hour	$0.00	0.0%
	Police	Stationary Use	$ 5.00 Per Hour	$ 5.00 Per Hour	$0.00	0.0%
	Police	Presence Only	$ 0.00 Per Hour	$ 0.00 Per Hour	$0.00	0.0%
	Police	Commercial Motor Vehicle Weight Enforcement, Mandated By State Of Texas	Per State Law	Per State Law	–	–
		Chapter 5. Animals				
5-156(d)	**Police**	Adoption Of Animals From Shelter	$95.08	$95.08	$0.00	0.0%
5-184	**Police**	Failure Of A Dog Or Cat To Wear A Vaccination Tag	$25.36	$25.36	$0.00	0.0%
5-185	**Police**	Annual Animal License Fee – Unneutered Dog Or Cat	$10.50	$10.50	$0.00	0.0%
	Police	Annual Animal License Fee – Neutered Dog Or Cat	$5.25	$5.25	$0.00	0.0%
	Police	Annual Animal License Fee – Other Animals	$5.25	$5.25	$0.00	0.0%
5-213(a)	**Police**	Commercial animal enterprises and multiple animal ownership				
	Police	Circus Or Zoo	$633.94	$633.94	$0.00	0.0%
	Police	Commercial Animal Enterprise	$126.79	$126.79	$0.00	0.0%
	Police	Multiple Animal Owner	$63.39	$63.39	$0.00	0.0%
	Police	Guard Dog	$63.39	$63.39	$0.00	0.0%
	Police	Annual Renewal Fee For All	$63.39	$63.39	$0.00	0.0%
5-9 (all fees)	**Police**	Impoundment Fee (Per Animal Captured) - San Marcos Animal Shelter				
	Police	Unneutered Dog Or Cat – First Time	$21.74	$21.74	$0.00	0.0%
	Police	Second Time	$36.23	$36.23	$0.00	0.0%
	Police	Third Time	$72.45	$72.45	$0.00	0.0%
	Police	Neutered Dog Or Cat – First Time	$21.74	$21.74	$0.00	0.0%
	Police	Second Time	$36.23	$36.23	$0.00	0.0%
	Police	Third Time	$72.45	$72.45	$0.00	0.0%

City of Kyle, Texas
Schedule of Rates, Fines, Fees, and Charges
Proposed Fiscal Year 2026-2027 Budget

Code Section	Dept.	Description	FY 2026 Approved	FY 2027 Proposed	$ Change	% Change
	Police	Fowl Or Other Small Animal – First Time	$21.74	$21.74	$0.00	0.0%
	Police	Second Time	$36.23	$36.23	$0.00	0.0%
	Police	Third Time	$72.45	$72.45	$0.00	0.0%
	Police	Livestock – First Time	$60.38	$60.38	$0.00	0.0%
	Police	Second Time	$241.50	$241.50	$0.00	0.0%
	Police	Third Time	$422.63	$422.63	$0.00	0.0%
	Police	Zoological And/or Circus Animal – First Time	$120.75	$120.75	$0.00	0.0%
	Police	Second Time	$241.50	$241.50	$0.00	0.0%
	Police	Third Time	$603.75	$603.75	$0.00	0.0%
	Police	More Than Four Violations By Any Pet Or Combination Thereof Owned By The Same Person In Three Years Or Less Shall Be A Flat Fee For Each Impoundment Thereafter.	$603.75	$603.75	$0.00	0.0%
Public Works Fees & Charges						
Chapter 38. Streets, Sidewalks, and Other Public Places						
38-139	**Public Works**	Construction or Excavation Permit (Alteration in Right-of-Way)	$600.00	$600.00	$0.00	0.0%
38-144	**Public Works**	Certificate of Occupation Per Year and Per Square/Linear Foot (Permanent Structure in Right-of-Way or Easements) (Annual Fee Applies To All Uses Except Single-Family Residential)	$20.00 Per Sq Ft.	$20.00 Per Sq Ft.	$0.00	0.0%
38-145	**Public Works**	Temporary Obstruction or Occupation of the Right-of-Way (Per Day)	$300.00	$300.00	$0.00	0.0%
38-153	**Public Works**	Appeal From Permit Revocation or Stop Work Order	$500.00	$500.00	$0.00	0.0%
100	**Public Works**	Backflow Prevention Assembly Tester (BPAT) Annual Registration Fee (Non-Refundable)	$250.00	$100.00	-$150.00	-60.0%
	Public Works	Backflow Assembly Testing Fee (Per Test)	$40.00	$40.00	$0.00	0.0%
Chapter 50. Utilities						
50-20(a)	**Public Works**	Water and Sewer System Tap Fees				
	Public Works	Water Tap				
	Public Works	Inside City	$400.00 + Cost	$400.00 + Cost	$0.00	0.0%
	Public Works	Outside City	$550.00 + Cost	$550.00 + Cost	$0.00	0.0%
	Public Works	Sewer Tap				
	Public Works	Inside City	$400.00 + Cost	$400.00 + Cost	$0.00	0.0%
	Public Works	Outside City	$550.00 + Cost	$550.00 + Cost	$0.00	0.0%
	Public Works	Water/Fire Flow Tests	$500.00	$500.00	$0.00	0.0%
	Public Works	Water Bac-T (Bacteria) – First Sample	$300.00	$300.00	$0.00	0.0%
	Public Works	Water Bac-T (Bacteria) – Each Additional Sample	$100.00	$100.00	$0.00	0.0%
50-211(d)	**Public Works**	Tests for Waste of Abnormal Strength	$300.00	$300.00	$0.00	0.0%
50-519	**Public Works**	Annual Grease Hauler Permit Application Fee (Includes First Vehicle)	$100.00	$100.00	$0.00	0.0%
	Public Works	Extra Grease Hauler (Per Additional Vehicle)	$50.00	$50.00	$0.00	0.0%

City of Kyle, Texas
Schedule of Rates, Fines, Fees, and Charges
Proposed Fiscal Year 2026-2027 Budget

Code Section	Dept.	Description	FY 2026 Approved	FY 2027 Proposed	$ Change	% Change
		Utility Billing Rates, Fees, & Charges				
50-21	**Utility Billing**	Service Connection Fee				
	Utility Billing	Water, Sewer, and Trash Customers	$63.39	$63.39	$0.00	0.0%
	Utility Billing	Wastewater Customers Only – Service Charge	$31.70	$31.70	$0.00	0.0%
	Utility Billing	Refuse Customers Only – Service Charge	$31.70	$31.70	$0.00	0.0%
	Utility Billing	Emergency Shut-Off Fee	$63.39	$63.39	$0.00	0.0%
	Utility Billing	After-Hours Turn-On Fee	$63.39	$63.39	$0.00	0.0%
	Utility Billing	Trip Charge When Water Meter Box Is Not Ready for Water Meter Installation	$150.00 Per Trip	$150.00 Per Trip	$0.00	0.0%
	Utility Billing	Meter Test (3rd Party)				
	Utility Billing	Residential Meter	$120.45	$120.45	$0.00	0.0%
	Utility Billing	Commercial Meter	$221.88	$221.88	$0.00	0.0%
	Utility Billing	Meter Tampering Fee	$633.94 + Possible Fine	$633.94 + Possible Fine	$0.00	0.0%
	Utility Billing	Late Payment Penalty	10% of Outstanding Balance	10% of Outstanding Balance	$0.00	0.0%
50-22	**Utility Billing**	Deposit for Water, Sewer, and Trash Collection Services (Per LUE)	$95.09	$95.09	$0.00	0.0%
	Utility Billing	Deposit for Sewer and Trash Collection Services Only (Per LUE)	$63.39	$63.39	$0.00	0.0%
	Utility Billing	Deposit for Refuse Service Only	$31.70	$31.70	$0.00	0.0%
	Utility Billing	Fire Hydrant Deposit	$1,449.00	$1,449.00	$0.00	0.0%
	Utility Billing	Fire Hydrant Minimum Charge (Monthly)	$166.10	$166.10	$0.00	0.0%
	Utility Billing	Delinquent Billing Fee (Disconnect/Reconnect)				
	Utility Billing	Within Corporate Limits of the City	$55.13	$55.13	$0.00	0.0%
	Utility Billing	Outside Corporate Limits of the City	$76.07	$76.07	$0.00	0.0%
	Utility Billing	Additional Deposit May Be Required (Calculated)				
	Utility Billing	Monarch Water Disconnection Fee	$75.00	$75.00	$0.00	0.0%
	Utility Billing	Turn-On/Transfer of Service Fee (Within the City)	$38.04	$38.04	$0.00	0.0%
	Utility Billing	Cost of Meter (Initial install of meter – actual City cost plus 10%)	Varies	Varies	–	–
	Utility Billing	Service Charge for Inspection Turn-On	$72.45	$72.45	$0.00	0.0%
		Water Minimum Charge (Monthly)				
		Inside City				
50-23 (a)	**Utility Billing**	Single-Family Residential				
	Utility Billing	5/8- and 3/4-Inch	$50.69	TBD	–	–
	Utility Billing	1-Inch	$75.99	TBD	–	–
	Utility Billing	1 1/2-Inch	$126.64	TBD	–	–
	Utility Billing	2-Inch	$253.32	TBD	–	–
	Utility Billing	3-Inch	$405.30	TBD	–	–
	Utility Billing	4-Inch	$810.61	TBD	–	–
	Utility Billing	6-Inch	$1,266.58	TBD	–	–
	Utility Billing	8-Inch	$2,533.13	TBD	–	–
	Utility Billing	10-Inch	$12,671.26	TBD	–	–

City of Kyle, Texas
Schedule of Rates, Fines, Fees, and Charges
Proposed Fiscal Year 2026-2027 Budget

Code Section	Dept.	Description	FY 2026 Approved	FY 2027 Proposed	$ Change	% Change
	Utility Billing	Multifamily Residential				
	Utility Billing	5/8- and 3/4-Inch	$50.69	TBD	–	–
	Utility Billing	1-Inch	$75.99	TBD	–	–
	Utility Billing	1 1/2-Inch	$126.64	TBD	–	–
	Utility Billing	2-Inch	$253.32	TBD	–	–
	Utility Billing	3-Inch	$405.30	TBD	–	–
	Utility Billing	4-Inch	$810.61	TBD	–	–
	Utility Billing	6-Inch	$1,266.58	TBD	–	–
	Utility Billing	8-Inch	$2,533.13	TBD	–	–
	Utility Billing	10-Inch	$12,671.26	TBD	–	–
	Utility Billing	Commercial				
	Utility Billing	5/8- and 3/4-Inch	$50.69	TBD	–	–
	Utility Billing	1-Inch	$75.99	TBD	–	–
	Utility Billing	1 1/2-Inch	$126.64	TBD	–	–
	Utility Billing	2-Inch	$253.32	TBD	–	–
	Utility Billing	3-Inch	$405.30	TBD	–	–
	Utility Billing	4-Inch	$810.61	TBD	–	–
	Utility Billing	6-Inch	$1,266.58	TBD	–	–
	Utility Billing	8-Inch	$2,533.13	TBD	–	–
	Utility Billing	10-Inch	$12,671.26	TBD	–	–
	Utility Billing	Irrigation				–
	Utility Billing	5/8- and 3/4-Inch	$50.69	TBD	–	–
	Utility Billing	1-Inch	$75.99	TBD	–	–
	Utility Billing	1 1/2-Inch	$126.64	TBD	–	–
	Utility Billing	2-Inch	$253.32	TBD	–	–
	Utility Billing	3-Inch	$405.30	TBD	–	–
	Utility Billing	4-Inch	$810.61	TBD	–	–
	Utility Billing	6-Inch	$1,266.58	TBD	–	–
	Utility Billing	8-Inch	$2,533.13	TBD	–	–
	Utility Billing	10-Inch	$12,671.26	TBD	–	–

City of Kyle, Texas
Schedule of Rates, Fines, Fees, and Charges
Proposed Fiscal Year 2026-2027 Budget

Code Section	Dept.	Description	FY 2026 Approved	FY 2027 Proposed	$ Change	% Change
		Water Minimum Charge (Monthly)				
		Outside City				
50-23 (a)	**Utility Billing**	Single-Family Residential				
	Utility Billing	5/8- and 3/4-Inch	$92.31	TBD	–	–
	Utility Billing	1-Inch	$138.50	TBD	–	–
	Utility Billing	1 1/2-Inch	$230.85	TBD	–	–
	Utility Billing	2-Inch	$461.68	TBD	–	–
	Utility Billing	3-Inch	$738.66	TBD	–	–
	Utility Billing	4-Inch	$1,477.32	TBD	–	–
	Utility Billing	6-Inch	$2,308.32	TBD	–	–
	Utility Billing	8-Inch	$4,616.65	TBD	–	–
	Utility Billing	Multifamily Residential				
	Utility Billing	5/8- and 3/4-Inch	$92.31	TBD	–	–
	Utility Billing	1-Inch	$138.50	TBD	–	–
	Utility Billing	1 1/2-Inch	$230.85	TBD	–	–
	Utility Billing	2-Inch	$461.68	TBD	–	–
	Utility Billing	3-Inch	$738.66	TBD	–	–
	Utility Billing	4-Inch	$1,477.32	TBD	–	–
	Utility Billing	6-Inch	$2,308.32	TBD	–	–
	Utility Billing	8-Inch	$4,616.65	TBD	–	–
	Utility Billing	Commercial				
	Utility Billing	5/8- and 3/4-Inch	$92.31	TBD	–	–
	Utility Billing	1-Inch	$138.50	TBD	–	–
	Utility Billing	1 1/2-Inch	$230.85	TBD	–	–
	Utility Billing	2-Inch	$461.68	TBD	–	–
	Utility Billing	3-Inch	$738.66	TBD	–	–
	Utility Billing	4-Inch	$1,477.32	TBD	–	–
	Utility Billing	6-Inch	$2,308.32	TBD	–	–
	Utility Billing	8-Inch	$4,616.65	TBD	–	–
	Utility Billing	Irrigation				
	Utility Billing	5/8- and 3/4-Inch	$92.31	TBD	–	–
	Utility Billing	1-Inch	$138.50	TBD	–	–
	Utility Billing	1 1/2-Inch	$230.85	TBD	–	–
	Utility Billing	2-Inch	$461.68	TBD	–	–
	Utility Billing	3-Inch	$738.66	TBD	–	–
	Utility Billing	4-Inch	$1,477.32	TBD	–	–
	Utility Billing	6-Inch	$2,308.32	TBD	–	–
	Utility Billing	8-Inch	$4,616.65	TBD	–	–

City of Kyle, Texas
Schedule of Rates, Fines, Fees, and Charges
Proposed Fiscal Year 2026-2027 Budget

Code Section	Dept.	Description	FY 2026 Approved	FY 2027 Proposed	$ Change	% Change
		Water Volume Rate – Monthly Use (Per 1,000 Gallons) **Inside City Limits**				
50-23 (b)	**Utility Billing**	Single-Family Residential				
	Utility Billing	1 To 4,000	$7.04	TBD	–	–
	Utility Billing	4,001 To 8,000	$8.81	TBD	–	–
	Utility Billing	8,001 To 12,000	$10.57	TBD	–	–
	Utility Billing	12,001 To 16,000	$12.34	TBD	–	–
	Utility Billing	16,001 To 20,000	$14.09	TBD	–	–
	Utility Billing	20,001 To 30,000	$15.85	TBD	–	–
	Utility Billing	30,001 To 50,000	$17.62	TBD	–	–
	Utility Billing	50,001 Or More	$21.13	TBD	–	–
	Utility Billing	Multifamily Residential				
	Utility Billing	1 To 99,999,999	$14.54	TBD	–	–
	Utility Billing	Commercial				
	Utility Billing	1 To 99,999,999	$12.70	TBD	–	–
	Utility Billing	Irrigation				
	Utility Billing	1 To 99,999,999	$17.54	TBD	–	–
	Utility Billing	Construction				
	Utility Billing	1 To 99,999,999	$12.70	TBD	–	–
		Water Volume Rate – Monthly Use (Per 1,000 Gallons) **Outside City Limits**				
50-23 (b)	**Utility Billing**	Single-Family Residential				
	Utility Billing	1 To 4,000	$12.21	TBD	–	–
	Utility Billing	4,001 To 8,000	$15.25	TBD	–	–
	Utility Billing	8,001 To 12,000	$18.28	TBD	–	–
	Utility Billing	12,001 To 16,000	$21.34	TBD	–	–
	Utility Billing	16,001 To 20,000	$24.36	TBD	–	–
	Utility Billing	20,001 To 30,000	$27.44	TBD	–	–
	Utility Billing	30,001 To 50,000	$30.48	TBD	–	–
	Utility Billing	50,001 or more	$36.57	TBD	–	–
	Utility Billing	Multifamily Residential				
	Utility Billing	1 To 99,999,999	$40.14	TBD	–	–
	Utility Billing	Commercial				
	Utility Billing	1 To 99,999,999	$40.14	TBD	–	–
	Utility Billing	Irrigation				
	Utility Billing	1 To 99,999,999	$35.29	TBD	–	–
	Utility Billing	Construction				
	Utility Billing	1 To 99,999,999	$40.14	TBD	–	–
50-23 (c)	**Utility Billing**	Emergency Interconnect Wholesale Water Rate (Per 1,000 Gallons)	$11.10	TBD	–	–

City of Kyle, Texas
Schedule of Rates, Fines, Fees, and Charges
Proposed Fiscal Year 2026-2027 Budget

Code Section	Dept.	Description	FY 2026 Approved	FY 2027 Proposed	$ Change	% Change
		Wastewater Minimum Charge (Monthly)				
		Inside City Limits				
50-24 (a)	**Utility Billing**	Residential	$24.23	TBD	–	–
	Utility Billing	Nonresidential	$24.23	TBD	–	–
	Utility Billing	Commercial Sewer Only	$24.23	TBD	–	–
	Utility Billing	Flat Rate Customers	$56.42	TBD	–	–
		Wastewater Minimum Charge (Monthly)				
		Outside City Limits				
50-24 (a)	**Utility Billing**	Residential	$39.54	TBD	–	–
	Utility Billing	Nonresidential	$39.54	TBD	–	–
	Utility Billing	Commercial Sewer Only	$39.54	TBD	–	–
	Utility Billing	Flat Rate Customers	$95.76	TBD	–	–
		Wastewater Volume Rate Monthly Use (per 1,000 gallons)				
		Inside City Limits				
50-24 (b)	**Utility Billing**	Residential (Based on Winter Water Use Average)	$4.34	TBD	–	–
	Utility Billing	Nonresidential (Based on Monthly Water Meter Reading)	$8.72	TBD	–	–
	Utility Billing	Commercial Sewer Only	$8.72	TBD	–	–
	Utility Billing	Flat Rate Customers	N/A	N/A	–	–
		Wastewater Volume Rate – Monthly Use (Per 1,000 Gallons)				
		Outside City Limits				
50-24 (b)	**Utility Billing**	Residential (Based on Winter Water Use Average)	$7.24	TBD	–	–
	Utility Billing	Nonresidential (Based on Monthly Water Meter Reading)	$9.86	TBD	–	–
	Utility Billing	Commercial Sewer Only	$7.67	TBD	–	–
	Utility Billing	Flat Rate Customers	N/A	N/A	–	–

City of Kyle, Texas
Schedule of Rates, Fines, Fees, and Charges
Proposed Fiscal Year 2026-2027 Budget

Code Section	Dept.	Description	FY 2026 Approved	FY 2027 Proposed	$ Change	% Change
		Solid Waste Collection and Disposal Monthly Rates (Per TDS Contract With the City of Kyle)				
50-25	**Utility Billing**	Full Retail Rate: October Through March (Includes 10% Franchise Fee and 8.25% Sales Tax)	$30.05	TBD	–	–
	Utility Billing	Full Retail Rate: April Through September (Includes 10% Franchise Fee and 8.25% Sales Tax)	$30.80	TBD	–	–
	Utility Billing	Refuse Extra Cart: October Through March (Includes Franchise Fee and Sales Tax)	$6.74	TBD	–	–
	Utility Billing	Refuse Extra Cart: April Through September (Includes Franchise Fee and Sales Tax)	$6.91	TBD	–	–
	Utility Billing	Senior Rate (10% Discount): October Through March (Includes Franchise Fee and Sales Tax)	$27.06	TBD	–	–
	Utility Billing	Senior Rate (10% Discount): April Through September (Includes Franchise Fee and Sales Tax)	$27.73	TBD	–	–
	Utility Billing	Senior Refuse Extra Cart: October Through March (Includes Franchise Fee and Sales Tax)	$6.06	TBD	–	–
	Utility Billing	Senior Refuse Extra Cart: April Through September (Includes Franchise Fee and Sales Tax)	$6.21	TBD	–	–
	Utility Billing	Solid Waste Admin Fee (Per Month Per Account)	$2.63	TBD	–	–
50-207 (8) (c)	**Utility Billing**	Fee for compliance sampling services provided under the Industrial Pretreatment Program to recover program costs	–	Cost of Analyte + 10%	New	New
		Storm Drainage Charge (Monthly)				
50-511	**Storm Drainage**	Storm Drainage and Flood Risk Mitigation Utility Monthly Fee – Single-Family Residential	$5.00	$5.00	$0.00	0.0%
	Storm Drainage	Storm Drainage and Flood Risk Mitigation Utility Monthly Fee – For All Other Non-Exempt Non-Residential/Commercial Properties. For FY 2026: For all non-residential/commercial customers, the Storm Drainage Monthly Fee is based on the number of Equivalent Residential Units (ERUs) calculated for each property.	Monthly Fee = Monthly Base Rate × Impervious Cover (sq. ft.) × Adjustment Factor	Monthly Fee = Monthly Base Rate × Impervious Cover (sq. ft.) × Adjustment Factor	–	–

ORDINANCE NO. _____

ORDINANCE ADOPTING THE ANNUAL BUDGET TOTALING $434,696,680 WHICH INCLUDES A TOTAL OF $17,730,658 FOR TRANSFERS-OUT, AND AS AMENDED BY CITY COUNCIL, FOR ALL CITY FUNDS, FOR THE ENSUING FISCAL YEAR BEGINNING OCTOBER 1, 2026 AND ENDING SEPTEMBER 30, 2027; APPROPRIATING REVENUE AND EXPENDITURE AMOUNTS THEREOF FOR CITY FUNDS, AUTHORIZING NO RATE INCREASE FOR WATER SERVICE RATES, NO RATE INCREASE FOR WASTEWATER SERVICE RATES, NO INCREASE IN STORM DRAINAGE FEES, A 2.5% INCREASE IN SOLID WASTE SERVICE CHARGES, ALL OTHER FEES AND CHARGES FOR VARIOUS CITY SERVICES AS PROVIDED FOR IN THE FEE SCHEDULE, CAPITAL IMPROVEMENT PLAN EXPENDITURES, ELIMINATION OF ELEVEN (11) FULL-TIME POSITIONS FOR A NET TOTAL OF 470.0 POSITIONS, AND AUTHORIZING FOR THE CARRYOVER OF ENCUMBRANCES, ALL ASSOCIATED SCHEDULES AND DOCUMENTS; AND REPEALING ALL ORDINANCES IN CONFLICT HEREWITH; AND PROVIDING FOR AN EFFECTIVE DATE.

Whereas, on August 1, 2026, the Interim City Manager submitted to the City Council, a proposed budget for Fiscal Year 2026-27 providing revenue and expenditure amounts for all City Funds including line-item budget for all City departments and functions, water and wastewater service rates, storm drainage fees, other fees and charges as specified in the fee schedule, capital improvements plan, elimination of eleven (11) full-time positions, carryover of encumbrance amounts to next fiscal year, and all associated budget schedules and documents; and

Whereas, the proposed budget provides for a complete financial plan for conducting the affairs of the City thereof for Fiscal Year 2026-27 in compliance with the Kyle City Charter and the laws of the State of Texas; and

Whereas, the proposed budget for Fiscal Year 2026-27 has been compiled from detailed information obtained from all departments and offices of the City; and

Whereas, the City Council received the Interim City Manager's proposed budget, considered and approved amendments to the City Manager's proposed budget, and conducted public hearings on the budget, a copy of the proposed budget with all supporting documents has been filed with the City Secretary and is available on the City's website, all in compliance with state law and the Kyle City Charter; and

Whereas, the City Council held public meetings to review revenue and expenditure estimates for the City's major operating Funds including any changes in various rates and fees for City services, fund balances, capital improvements plan expenditures (CIP) and the related 5-year CIP spending plan, and all other associated budget schedules and documents including fee schedule, water and wastewater service rates, storm drainage fees, property

tax rates (ad valorem tax rates), carryover of encumbrance amounts to next fiscal year, outstanding debt and planned new debt issuances; and

Whereas, the City Council has reviewed the Fiscal Year 2026-27 budget and having considered all appropriate amendments, now deem this document, filed with the City Secretary and made a part hereof, to be the appropriate financial plan for the City of Kyle in the ensuing Fiscal Year 2026-27.

NOW, THEREFORE, BE IT ORDAINED BY THE CITY COUNCIL OF THE CITY OF KYLE, TEXAS, THAT:

Section 1. Findings.

The following recitals are hereby found to be true and correct and are hereby adopted by the City Council and made a part hereof for all purposes as findings of fact.

Section 2. Budget Adoption.

The annual budget of the City of Kyle appropriating revenues and expenditures to provide a complete financial plan for Fiscal Year 2026-27, including carryover of encumbrances, all rates, fees and charges as specified in the fee schedule including all rate increases, fee increases, and changes in various fees and charges for City services, capital improvements plan, and all other associated budget schedules and documents for conducting the affairs of the City thereof beginning October 1, 2026 and ending September 30, 2027, a copy of the adopted budget is hereby filed with the City Secretary, is in all respects approved and adopted as the annual budget of the City for the Fiscal Year beginning October 1, 2026 and ending September 30, 2027.

Section 3. Approval of Expenditures by Fund.

The sums included within the budget as described herein and as amended by the City Council, are hereby appropriated from the respective funds for the payment of expenditures on behalf of the City of Kyle as established in the approved budget for the Fiscal Year beginning October 1, 2026, and ending September 30, 2027. Refer to the following exhibits to this City Ordinance:

- EXHIBIT A:
  Proposed Budget for Fiscal Year 2026-27 as presented by the Interim City Manager to City Council on August 1, 2026.
- EXHIBIT B:
  Amendments to the City Manager's Proposed Budget for Fiscal Year 2026-27, as approved by City Council.

Section 4. Public Hearings.

On September 5, 2026, and September 15, 2026, the City Council held separate public hearings on the City's proposed budget as amended by City Council and the proposed property tax rates to obtain comments and recommendations from Kyle taxpayers,

ratepayers, residents, businesses, and other interested persons.

Section 5. Texas Local Government Code Compliance.

The City of Kyle's budget development and adoption process is found to be in compliance with the requirements as prescribed in the Texas Local Government Code, Title 4, Chapter 102 for Municipal Budget.

Section 6. Open Meetings Act Compliance.

That it is hereby officially found and determined that the meeting at which this City Ordinance is passed was open to the public as required and that public notice of the time, place, and purpose of said meeting was given as required by the Open Meetings Act, Chapter 551, Texas Government Code.

Section 7. Conflict.

All ordinances or parts thereof conflicting or inconsistent with the provisions of this ordinance as adopted and amended herein, are hereby amended or repealed to the extent of such conflict.

Section 8. Effective Date.

This Ordinance shall be in full force and effect from and after the date of its final passage and adoption in accordance with the provisions of applicable state law and the City Charter.

PASSED AND APPROVED on First Reading this 5th day of September 2026.

FINALLY PASSED AND APPROVED on this 15th day of September 2026.

CITY OF KYLE, TEXAS

_____

Yvonne Flores-Cale, Mayor

ATTEST:

_____

Jennifer Kirkland, City Secretary

EXHIBIT A

Interim City Manager's Proposed Budget for Fiscal Year 2026-27
As Presented to City Council on August1, 2026

A copy of the proposed budget document is attached to the agenda for the meetings on September 5, 2026 and September 15, 2026. A digital copy can also be found at:

https://media-002-us.cdn.govstack.com/cityofkyle-us/media/rytbx14w/final-fy-2026-27-proposed-budget-2.pdf
or

https://www.cityofkyle.gov/FY2026-27ProposedBudget

EXHIBIT B

Amendments to the Interim City Manager's Proposed Budget For Fiscal Year 2026-27

[Final List of Budget Amendments to Be Added]

Statements required in notice if the proposed tax rate does not exceed the lower of the no-new-revenue tax rate or the voter-approval tax rate, as prescribed by Tax Code §26.061.

NOTICE OF MEETING TO VOTE ON TAX RATE

A tax rate of $ 0.5600 per $100 valuation has been proposed by the governing body of City of Kyle, Texas

PROPOSED TAX RATE	$ 0.5600	per $100
NO-NEW-REVENUE TAX RATE	$ 0.6322	per $100
VOTER-APPROVAL TAX RATE	$ 0.5650	per $100

The no-new-revenue tax rate is the tax rate for the 2026 *(current tax year)* tax year that will raise the same amount of property tax revenue for City of Kyle, Texas *(name of taxing unit)* from the same properties in both the 2025 *(preceding tax year)* tax year and the 2026 *(current tax year)* tax year.

The voter-approval tax rate is the highest tax rate that City of Kyle, Texas *(name of taxing unit)* may adopt without holding an election to seek voter approval of the rate.

The proposed tax rate is not greater than the no-new-revenue tax rate. This means that City of Kyle, Texas *(name of taxing unit)* is not proposing to increase property taxes for the 2026 *(current tax year)* tax year.

A PUBLIC MEETING TO VOTE ON THE PROPOSED TAX RATE WILL BE HELD ON September 5, 2026 at 5:30 p.m. and *(date and time)* September 15, 2026 at 7:00 p.m. *(date and time)* at City Council Chambers, Kyle City Hall, 100 W. Center Street, Kyle, Texas 78640 *(meeting place)*

The proposed tax rate is also not greater than the voter-approval tax rate. As a result, City of Kyle, Texas *(name of taxing unit)* is not required to hold an election to seek voter approval of the rate. However, you may express your support for or opposition to the proposed tax rate by contacting the members of the City Council *(name of governing body)* of City of Kyle, Texas *(name of taxing unit)* at their offices or by attending the public meeting mentioned above.

YOUR TAXES OWED UNDER ANY OF THE TAX RATES MENTIONED ABOVE CAN BE CALCULATED AS FOLLOWS:

Property tax amount = (tax rate) x (taxable value of your property) / 100

(List names of all members of the governing body below, showing how each voted on the proposed tax rate or, if one or more were absent, indicating absences.)

FOR the proposal: Mayor Yvonne Flores-Cale, Mayor Pro Tem Michael Tobias, Council Members Claudia Zapata, Lauralee Harris, and Marc McKinney

AGAINST the proposal: Council Members Courtney Goza and Melisa Medina

PRESENT and not voting: None

ABSENT: None

Visit Texas.gov/PropertyTaxes to find a link to your local property tax database on which you can easily access information regarding your property taxes, including information about proposed tax rates and scheduled public hearings of each entity that taxes your property.

The 86th Texas Legislature modified the manner in which the voter-approval tax rate is calculated to limit the rate of grow of property taxes in the state.

The following table compares the taxes imposed on the average residence homestead by City of Kyle, Texas (name of taxing unit) last year to the taxes proposed to the be imposed on the average residence homestead by City of Kyle, Texas (name of taxing unit) this year.

	2025	2026	Change
Total tax rate (per $100 of value)	2025 adopted tax rate $0.5957	2026 proposed tax rate $0.5600	Decrease of $0.0357 per $100 or 5.99%
Average homestead taxable value	$277,616	$261,530	Decrease of $16,086 or 5.79%
Tax on average homestead	$1,653.76	$1,464.57	Decrease of $189.19 or 11.44%
Total tax levy on all properties	$42,640,231	$35,283,144	Decrease of $7,357,087 or 17.25%

Notice About 2026 Tax Rates

Property Tax Rates in City of Kyle.

This notice concerns the 2026 property tax rates for City of Kyle.

This notice provides information about two tax rates used in adopting the current tax year's tax rate. The no-new-revenue tax rate would Impose the same amount of taxes as last year if you compare properties taxed in both years. In most cases, the voter-approval tax rate is the highest tax rate a taxing unit can adopt without holding an election. In each case, these rates are calculated by dividing the total amount of taxes by the current taxable value with adjustments as required by state law. The rates are given per $100 of property value.

This year's no-new-revenue tax rate ..... $0.6322/$100.

This year's voter-approval tax rate ..... $0.5650/$100.

To see the full calculations, please visit https://hays.countytaxrates.com/ for a copy of the Tax Rate Calculation Worksheet.

Unencumbered Fund Balances.

The following estimated balances will be left in the taxing unit's accounts at the end of the fiscal year. These balances are not encumbered by corresponding debt obligation.

Type of Fund	Balance
GENERAL FUND	$18,020,674

Current Year Debt Service.

The following amounts are for long-term debts that are secured by property taxes. These amounts will be paid from upcoming property tax revenues (or additional sales tax revenues, if applicable).

Description of Debt	Principal or Contract Payment To be Paid From Property Taxes	Interest to be Paid From Property Taxes	Other Amounts To be Paid	Total Payment
GENERAL OBLIGATION BONDS, SERIES 2013	$315,000	$64,748		$379,748
GENERAL OBLIGATION REFUNDING BONDS, SERIES 2013	$76,228	$22,518		$98,746
GENERAL OBLIGATION REFUNDING BONDS, SERIES 2014	$1,310,001	$93,373		$1,403,374
GENERAL OBLIGATION & REFUNDING BONDS, SERIES 2015	$1,477,827	$685,837		$2,163,664
GENERAL OBLIGATION REFUNDING BONDS, SERIES 2016	$196,042	$31,131		$227,173
GENERAL OBLIGATION REFUNDING BONDS, SERIES 2020	$224,225	$44,172		$268,397
GENERAL OBLIGATION BONDS, SERIES 2022	$1,165,000	$1,213,050		$2,378,050
GENERAL OBLIGATION, SERIES 2023	$1,450,000	$1,874,000		$3,324,000
GENERAL OBLIGATION BONDS, SERIES 2025	$650,000	$2,022,500		$2,672,500
CERTIFICATES OF OBLIGATION, SERIES 2025	$465,000	$708,250		$1,173,250

Total required for 2026 debt service	$ 14,088,902	
- Amount (if any) paid from funds listed in unencumbered funds	$ 0	
- Amount (if any) paid from other resources	$ 0	
- Excess collections last year	$ 1,947,105	
= Total to be paid from taxes in 2026	$ 12,141,797	
+ Amount added in anticipation that the taxing unit will collect only 100.0000% of its taxes in 2026	$ 0	
= Total Debt Levy		$ 12,141,797

This notice contains a summary of the no-new-revenue and voter-approval calculations as certified by Jennifer Escobar, Tax Assessor/ Collector, 08/12/2026.

Visit Texas.gov/PropertyTaxes to find a link to your local property tax database on which you can easily access information regarding your property taxes, including information about proposed tax rates and scheduled public hearings of each entity that taxes your property.

The 86th Texas Legislature modified the manner in which the voter-approval tax rate is calculated to limit the rate of growth of property taxes in the state.

City of Kyle, Texas
Notice of City Council Budget Meetings and Public Hearings
Proposed Operating and Capital Budget For Fiscal Year 2026-27

The Kyle City Council is scheduled to conduct public hearings and meetings on the City's proposed budget for Fiscal Year 2026-27 to review revenues, expenditures, and fund balances (reserves) for all City Funds. This review and discussion will cover property tax rates, water and wastewater service rates, storm drainage fee, other fees and charges for various City programs and services, capital improvement projects, number of authorized full-time equivalent positions (FTEs), and other budgetary items.

The proposed budget for Fiscal Year 2026-27 is a complete financial plan for all City Funds, programs, services, operations, and capital improvements plan activities for the 12-month period beginning October 1, 2026, and ending September 30, 2027.

The recommended proposed budget for Fiscal Year 2026-27 for all City Funds, as proposed by the Interim City Manager, totals approximately $417.0 million in expenditures, $17.7 million in transfers-out, and includes 460.0 full-time equivalent positions which is net of eleven (11.0) high-level management positions that have been eliminated in the proposed budget.

Of the total $417.0 million in proposed expenditures and $17.7 million in transfers-out, the City's General Fund proposed budget for Fiscal Year 2026-27 totals approximately $69.2 million for operations and maintenance expenditures and $2.1 million in transfers-out to the six (6) TIRZ Funds for the portion of increment property tax revenues.

Provided below is an overall financial summary of the Interim City Manager's proposed budget for Fiscal Year 2026-27 for all City Funds:

For All City Funds

- Estimated Beginning Fund Balance: $ 6,553,738
- Estimated Revenues & Transfers-In: $179,463,988
- Estimated Bond Proceeds: $382,619,278*
- Estimated Available Funds: $568,637,004
- Estimated Expenditures & Transfers-Out: $434,696,680*
- Estimated Ending Fund Balance: $133,940,324

* Includes expenditure of accumulated funds from prior fiscal years such as bond proceeds, water and wastewater impact fees, park development fees, and estimated proceeds from the issuance of bond debt.

The Kyle City Council is scheduled to hold budget meetings and public hearings on the City's proposed budget for Fiscal Year 2026-27 on the following dates at the Kyle City Hall located at 100 West Center Street, Kyle, Texas:

- City Council Budget Planning Meeting No. 7: (includes Public Hearing and 1st Reading of Budget & Property Tax Rate Ordinances) — Saturday, September 5, 2026, at 5:30 p.m.
- City Council Budget Planning Meeting No. 8: (includes Public Hearing & 2nd Reading of Budget & Property Tax Rate Ordinances) — Tuesday, September 15, 2026, at 7:00 p.m.

All Kyle residents, taxpayers, business owners, and interested persons are invited to attend the City Council's budget meetings and public hearings to provide their comments to the City Council. An electronic copy of the City's proposed operating and capital budget for Fiscal Year 2026-27 is available on the City's website. A printed copy of the complete proposed budget document is also available for public inspection during business hours at Kyle City Hall located at 100 West Center Street, Kyle, Texas, and at Kyle Public Library located at 550 Scott Street, Kyle, Texas.

Date Issued: August 5, 2026

Issued By: Perwez A. Moheet, CPA
Interim City Manager & Director of Finance
City of Kyle, Texas

City of Kyle, Texas

TAXPAYER IMPACT STATEMENT

Median Homestead Property Tax Bill Comparison

Description of Item	FY 2025-26 Current Budget @ Adopted Property Tax Rate	FY 2026-27 Proposed Budget @ Proposed Property Tax Rate	FY 2026-27 Proposed Budget @ No-New-Revenue Property Tax Rate
Median-Valued Homestead Taxable Valuation	$266,150.00	$250,340.00	$250,340.00
Property Tax Rate Per $100/Taxable Valuation	$0.595700	$0.560000	$0.632200
Estimated Annual City Property Tax Bill	$1,585.46	$1,401.90	$1,582.65
$ Estimated Change in City Tax Bill From Current Year:	N/A	($183.55)	($2.81)
% Estimated Change in City Tax Bill From Current Year:	N/A	-11.58%	-0.18%

Pursuant to Texas Government Code Section 551.043, as amended by HB 1522, this statement compares the property tax bill for a median-valued homestead property in the current fiscal year with estimated property tax bills for the upcoming fiscal year under (1) the proposed budget and tax rate and (2) a balanced budget funded at the no-new-revenue tax rate. The comparison is intended to provide taxpayers with a clear understanding of the potential impact of budget and tax rate decisions.

City of Kyle, Texas
Re-Appropriations for Encumbrances From FY 2026 to FY 2027
Information as of August 28, 2026

#	Number	Issue Date	Description	Vendor	Department	Total	Outstanding
1	000003996	11/14/2023	Approve a resolution authorizing the City Manager to execute a Letter Agreement by and between the Crosswinds Municipal Utility District and the City of Kyle for a cost sharing arrangement for water system improvements. ~ Amber Schmeits, Assistant City Manager	CF CSLK ALLGT LLC	ADMIN	$ 996,329.00	$ 171,161.56
2	000004562	09/30/2024	Engineering Design-30% La Verde Parking Lot	WGI, INC	ENGINEERING	147,433.39	136,083.12
3	000003407-R4	10/01/2025	Consider approving an Interlocal Agreement (ILA) between the City of Kyle and Hays County for the City's funding obligations of each entity for the Center Street Union Pacific Rail Siding Project. The City's total funding obligation shall not exceed $1,230,000.00 under this ILA. ~ Paula Gruber, HNTB	HAYS COUNTY AUDITOR'S OFFICE	ADMIN	817,545.00	817,545.00
4	000003472-R4	10/01/2025	Consider approving an Interlocal Agreement (ILA) between the City of Kyle and Hays County for the City's funding obligations of each entity for the Center Street Union Pacific Rail Siding Project. The City's total funding obligation shall not exceed $1,230,000.00 under this ILA. ~ Paula Gruber, HNTB	UNION PACIFIC RAILROAD COMPANY	ADMIN	158,399.03	157,621.30
5	000003487-R4	10/01/2025	Approve Amendment No. 3 to Task Order No. 12 to LJA ENGINEERING, INC., Austin, Texas, in the amount not exceed $32,739, increasing the total contract amount not to exceed $586,326.38 for additional water and wastewater lines related engineering services associated with the IH 35 South Bound Frontage Road Project.	LJA ENGINEERING, INC	PUBLIC WORKS	40,047.50	2,931.75
6	000003650-R3	10/01/2025	Approve Task Order No. 4 to PAPE-DAWSON ENGINEERING, INC., Austin, Texas, in an amount not to exceed $65,100.00 for preparations of construction documents and technical specifications for proposed improvements to the chlorine injection systems at the Yarrington Road facility and the Lehman Road facility. ~ Leon Barba, P.E., City Engineer	PAPE-DAWSON ENGINEERS, INC.	PUBLIC WORKS	53,500.00	49,540.00
7	000003696-R3	10/01/2025	Hays Co Road Bond Program-Kohlers Crossing	HAYS COUNTY AUDITOR'S OFFICE	FINANCE	20,373.68	20,373.68
8	000003724-R3	10/01/2025	Approve Task Order No. 2 to BGE, INC., Houston, Texas in the amount not to exceed $947,810.00 for engineering services and design of Bunton Creek Road from Lehman Road to Porter Cove. ~ Joe Cantalupo, K Friese & Associates, City's 2022 Road Bond Program Manager	BGE, INC.	ADMIN	213,807.33	42,094.27
9	000003727-R3	10/01/2025	Approve Task Order No. 2 to AMERICAN STRUCTUREPOINT, INC., Dallas, Texas in the amount not to exceed $436,194.96 for engineering services and design of Bebee Rd. from I35 NB Frontage Road to Dacy Lane. ~ Joe Cantalupo, K Friese & Associates, City's 2022 Road Bond Program Manager	AMERICAN STRUCTUREPOINT, INC.	ADMIN	36,206.79	7,970.24
10	000003728-R3	10/01/2025	Approve Task Order No. 3 to AMERICAN STRUCTUREPOINT, INC., Dallas, Texas in the amount not to exceed $788,221.88 for engineering services and design of Bebee Rd. from Dacy Lane to East of Green Pastures Road. ~ Joe Cantalupo, K Friese & Associates, City's 2022 Road Bond Program Manager	AMERICAN STRUCTUREPOINT, INC.	ADMIN	60,747.62	36,447.62
11	000003729-R3	10/01/2025	Approve Task Order No. 16 to LJA ENGINEERING, INC., Austin, Texas in the amount not to exceed $1,101,207.34 for engineering services and design of Kohlers Crossing from IH 35 NBFR to Seton Parkway. ~ Joe Cantalupo, K Friese & Associates, City's 2022 Road Bond Program Manager	LJA ENGINEERING, INC	ADMIN	8,405.00	8,405.00
12	000003730-R3	10/01/2025	Approve Task Order No. 17 to LJA ENGINEERING, INC., Austin, Texas in the amount not to exceed $2,158,287.27 for engineering services and design of Kohlers Crossing from the IH 35 SBFR to the IH 35 NBFR. ~ Joe Cantalupo, K Friese & Associates, City's 2022 Road Bond Program Manager	LJA ENGINEERING, INC	ADMIN	284,636.71	100,951.19

#	Number	Issue Date	Description	Vendor	Department	Total	Outstanding
13	000003737-R3	10/01/2025	Consider and possible action to approve Work Authorization #1.0 with K FRIESE + ASSOCIATES, Austin, Texas in an amount not to exceed $1,466,783.82 for Project Management Services. ~ Leon Barba, P.E., City Engineer	K FRIESE & ASSOCIATES, INC	ENGINEERING	49,022.81	49,022.81
14	000003748-R3	10/01/2025	Approve Task Order No. 2 to COBB, FENDLEY & ASSOCIATES, INC., San Marcos, Texas in the amount not to exceed $2,794,679.68 for engineering services and design of the extension of Kyle Parkway from Lehman Road to Dacy Lane and the extension of Lehman Road from Bunton Creek Road to Dacy Lane. ~ Joe Cantalupo, K Friese & Associates, City's 2022 Road Bond Program Manager	COBB, FENDLEY & ASSOCIATES, INC.	ADMIN	165,454.82	35,400.37
15	000003749-R3	10/01/2025	Approve Task Order No. 2 to LOCKWOOD, ANDREWS & NEWNAM, INC., San Marcos, Texas in the amount not to exceed $631,347.90 for engineering services and design of Windy Hill Road from IH 35 Northbound Frontage Road to Purple Martin Ave. ~ Joe Cantalupo, K Friese & Associates, City's 2022 Road Bond Program Manager	LOCKWOOD, ANDREWS & NEWNAM INC	ADMIN	49,370.04	200.62
16	000003754-R3	10/01/2025	Approve Task Order No. 4 to PAPE-DAWSON ENGINEERS, INC., San Antonio, Texas in the amount not to exceed $1,067,346.60 for engineering services and design of Old Stagecoach Road from Veterans Drive (RM 150) to Center Street (Off-System) and also Center Street (Off-System) from Old Stagecoach Road to Veterans Drive (RM 150). ~ Joe Cantalupo, K Friese & Associates, City's 2022 Road Bond Program Manager	PAPE-DAWSON ENGINEERS, INC.	ADMIN	267,644.65	267,644.65
17	000003766-R3	10/01/2025	Approve Task Order No. 5 to PAPE-DAWSON ENGINEERING, INC., Austin, Texas in an amount not to exceed $72,800.00, for a preliminary engineering report (PER) and 30% design documents for a one-million gallon elevated water storage tank, a 500,000-gallon pre-stressed concrete water ground storage tank, and an associated pump station and appurtenances for the proposed CR 158 water storage project. ~ Leon Barba, P.E., City Engineer	PAPE-DAWSON ENGINEERS, INC.	ECONOMIC DEVELOPMEN	131,974.65	50,908.90
18	000003802-R3	10/01/2025	Approve Task Order No. 3 to RPS INFRASTRUCTURE, INC., Austin, Texas in the amount not to exceed $750,009.75 for engineering services and design of Marketplace Avenue from FM 1626 to Marketplace Avenue (Existing). ~ Joe Cantalupo, K Friese & Associates, City's 2022 Road Bond Program Manager	RPS INFRASTRUCTURE, INC	ADMIN	2,079.00	2,079.00
19	000003956-R2	10/01/2025	Approve a contract with CP&Y, Inc., dba STV Infrastructure (STV), San Antonio, TX in an amount not to exceed $2,195,236.40 to provide a preliminary engineering report (30%) for the Phase 2 Wastewater Treatment Plant expansion from 4.5 million gallons per day (MGD) to 9.0 MGD and to provide design, bid, award and project administration for a Non-Potable Water System. ~ Leon Barba, P.E., City Engineer This P O Replaces P O # 03849	STV INCORPORATED	ENGINEERING	8,338,901.48	2,962,481.60
20	000003965-R2	10/01/2025	Approve Task Order No. 3 to Lockwood, Andrews & Newnam, Inc. in the amount not to exceed $23,535 for environmental services relating to the Windy Hill Road bond project. ~ Joe Cantalupo, K Friese & Associates, City's 2022 Road Bond Program Manager	LOCKWOOD, ANDREWS & NEWNAM INC	ADMIN	15,253.43	3,103.43
21	000004006-R2	10/01/2025	Approve Task Order No. 4 to American StructurePoint, Inc., in the amount not to exceed $79,660.59 for environmental services relating to the Bebee Road (West) project. ~ Joe Cantalupo, K Friese & Associates, City's 2022 Road Bond Program Manager	AMERICAN STRUCTUREPOINT, INC.	ADMIN	115,991.92	57,370.21

#	Number	Issue Date	Description	Vendor	Department	Total	Outstanding
22	000004017-R2	10/01/2025	Approve Task Order No. 5 to PAPE-DAWSON ENGINEERS, INC., San Antonio, Texas in the amount not to exceed $488,657.77 for engineering services and design of Center Street (On-System) from Veterans Drive to Main Street. ~ Joe Cantalupo, K Friese & Associates, City's 2022 Road Bond Program Manager	PAPE-DAWSON ENGINEERS, INC.	ADMIN	25,207.30	25,207.30
23	000004036-R2	10/01/2025	Consider approval of Task Order No. 4 to RPS Infrastructure, Inc. for design of the Vybe Trail and to revise the drainage design relating to the Marketplace Avenue project in the amount of $225,468.25 and authorize the City Manager to execute all documents related thereto. (Item Presenter: Joe Cantalupo, K Friese & Associates, City's 2022 Road Bond Program Manager)	RPS INFRASTRUCTURE, INC	ADMIN	844.90	844.90
24	000004050-R2	10/01/2025	Professional Svcs-COK Linear Park	COLEMAN AND ASSOCIATES	PLANNING	24,250.00	2,410.00
25	000004052-R2	10/01/2025	Approve Task Order No. 6 to Pape-Dawson Consulting Engineers, LLC in the amount not to exceed $450,567.75 for development of a final design schematic of the intersection of Jack C Hays Trail and Veterans Drive and the reconstruction of Jack C Hays Trail from Veterans Drive to 1200 ft east of Veterans Drive. ~ Joe Cantalupo, K Friese & Associates, City's 2022 Road Bond Program Manager	PAPE-DAWSON ENGINEERS, INC.	ADMIN	30,952.39	30,952.39
26	000004107-R2	10/01/2025	Consider approval of Task Order No. 3 to BGE, Inc., in the amount of $59,084 for the development of a preliminary engineering report for the Four Seasons Wastewater Interceptor Improvements project	BGE, INC.	ENGINEERING	241,710.45	86,330.00
27	000004109-R2	10/01/2025	Consider approval of Task Order No. 7 to American Structurepoint, Inc. for PS&E design of the Bebee Road (West) project of the 2022 Road Bond Program in an amount of $3,547,398.02; and authorizing the City Manager to execute all documents related thereto	AMERICAN STRUCTUREPOINT, INC.	ADMIN	1,007,325.16	265,251.73
28	000004114-R2	10/01/2025	Re-issue P O Rollover Issues - Approve Task Order No. 2 to PAPE-DAWSON ENGINEERING, INC., Austin, Texas, in the amount not to exceed $36,400.00 for the development of a preliminary engineering report for Center Street from Veterans Drive to Old Stagecoach Road and Old Stagecoach Road, from Center St. to Veterans Drive. ~ Leon Barba, P.E., City Engineer	PAPE-DAWSON ENGINEERS, INC.	ADMIN	25,580.00	25,580.00
29	000004167-R2	10/01/2025	A1 to TO#6 for CR 158 Ground Storage Project	PAPE-DAWSON ENGINEERS, INC.	ENGINEERING	346,500.00	346,500.00
30	000004182-R2	10/01/2025	Retail Roads (assigned by Plum Creek) TIRZ funded	HARRIS ROAD COMPANY	ENGINEERING	2,347,657.51	643,193.67
31	000004184-R2	10/01/2025	Kyle Sports Fields Design Services	STANTEC CONSULTING SERVICES INC	ENGINEERING	245,671.82	245,671.82
32	000004217-R2	10/01/2025	Design services for roundabout beautification.	COLEMAN AND ASSOCIATES	PLANNING	111,847.00	65,471.00
33	000004256-R2	10/01/2025	PER for upgrading the Moreno Street drainage	BGE, INC.	ENGINEERING	5,408.34	5,408.34
34	000004294-R2	10/01/2025	A1 to TO4 north trails WW interceptor	STV INCORPORATED	ENGINEERING	204,698.00	204,698.00
35	000004308-R2	10/01/2025	A1 to WWTP non potable water system	STV INCORPORATED	ENGINEERING	100,957.28	100,957.28
36	000004327-R2	10/01/2025	TO5 bid phase services for Marketplace Avenue	RPS INFRASTRUCTURE, INC	ENGINEERING	2,739.50	2,739.50
37	000004328-R2	10/01/2025	TO6 Marketplace Avenue Construction Services	RPS INFRASTRUCTURE, INC	ENGINEERING	18,549.55	1,314.55
38	000004333-R2	10/01/2025	2022 RB Marketplace Avenue Extension	CAPITAL EXCAVATION COMPANY	ADMIN	1,422,039.49	514,316.31
39	000004334-R2	10/01/2025	Amendment 1 to Task Order No. 6	AMERICAN STRUCTUREPOINT, INC.	ENGINEERING	194,609.70	129,734.50
40	000004335-R2	10/01/2025	Task Order No. 9 PS&E design of Old Stagecoach	PAPE-DAWSON ENGINEERS, INC.	ADMIN	768,499.20	14,075.21
41	000004336-R2	10/01/2025	TO 10 for the Center Street portion Old Stagecoach	PAPE-DAWSON ENGINEERS, INC.	ADMIN	851,228.11	168,345.69
42	000004337-R2	10/01/2025	TO 5 waterline and reclaimed waterline design	COBB, FENDLEY & ASSOCIATES, INC.	ADMIN	104,354.89	1,065.84
43	000004371-R1	10/01/2025	During project meetings with STV for the Water Master Plan, a concern was brought up about the need to update the Water Conservation and Drought Contingency Plans for the City. With Kyle receiving water from numerous sources, the conservation and contingency plans need to take all these sources into account to best help us serve the City.	STV INCORPORATED	ENGINEERING	94,421.20	21,263.24
44	000004373-R1	10/01/2025	TO 5 for SCADA Design	HDR ENGINEERING INC	ENGINEERING	283,454.21	98,316.72
45	000004388-R1	10/01/2025	TO8 Design N. Stagecoach road.	PAPE-DAWSON ENGINEERS, INC.	ENGINEERING	500,153.56	17,016.08

#	Number	Issue Date	Description	Vendor	Department	Total	Outstanding
46	000004418-R1	10/01/2025	Testing of soils, asphalt and cement, steel welding and erection, and other building materials as needed for the roadways, parking lots, utilities, and buildings around the site of the new wastewater treatment plant. This testing is required so construction of the new wastewater treatment plant can begin as scheduled.	TERRACON CONSULTANTS, INC	ENGINEERING	17,298.17	16,274.92
47	000004437-R1	10/01/2025	NPW Pump Station Construction at WWTP	TAKNEK LLC	PUBLIC WORKS	3,247,028.82	1,442,257.88
48	000004439-R1	10/01/2025	WWTP Access Road	GAGE & CADE CONSTRUCTION LLC	PUBLIC WORKS	244,601.89	30,820.12
49	000004488-R1	10/01/2025	TO7 Steeplechase and Waterleaf parking lots - Full design services of park	HDR ENGINEERING INC	PARKS	94,121.50	48,670.00
50	000004511-R1	10/01/2025	TO5 materials testing for WWTP NPW Pump Station	TERRACON CONSULTANTS, INC	ENGINEERING	21,832.20	11,693.25
51	000004528-R1	10/01/2025	A1 to TO2 Steeplechase WW Interceptor	QUIDDITY ENGINEERS LLC	ENGINEERING	1,164,948.85	416,956.80
52	000004529-R1	10/01/2025	Fulltime Construction Inspector/Manager	FOSTER CONSTRUCTION GROUP	ENGINEERING	268,576.65	18,466.80
53	000004533-R1	10/01/2025	TO3 materials testing at the CR 158 Tanks	HVJ SOUTH CENTRAL TEXAS - M&J, INC.	PUBLIC WORKS	43,725.76	19,644.26
54	000004534-R1	10/01/2025	TO6 Sewer Rehabilitation	WGI, INC	ENGINEERING	533,078.15	26,410.46
55	000004552-R1	10/01/2025	Schematic Design-Kohlers Crossing Intersection Imp	AMERICAN STRUCTUREPOINT, INC.	ENGINEERING	4,377.36	4,377.36
56	000004557-R1	10/01/2025	Day Lane Design & Special Svcs 18". NE of Bebee Rd	STV INCORPORATED	ENGINEERING	88,751.89	76,306.57
57	000004565-R1	10/01/2025	Marketplace/St David Vybe Segment	SCHAUMBURG & POLK, INC.	PARKS	159,760.20	137,803.50
58	000004566-R1	10/01/2025	Center Street Village Wastewater Improvements	JOE BLAND CONSTRUCTION LLC	PUBLIC WORKS	593,479.35	227,147.85
59	000004579-R1	10/01/2025	TO 8 Wastewater Master Plan	STV INCORPORATED	PUBLIC WORKS	360,461.99	145,055.23
60	000004582-R1	10/01/2025	TO5 Facilities Fence Replacement PER	WGI, INC	PUBLIC WORKS	23,399.35	4,257.50
61	000004588-R1	10/01/2025	2025-264 Construction of Skatepark at G-C Park	TRANSCEND INC	PARKS	3,117,891.25	671,013.05
62	000004616-R1	10/01/2025	TO11 additional survey Jack C Hays Project	PAPE-DAWSON ENGINEERS, INC.	ENGINEERING	457,299.29	269,458.74
63	000004617-R1	10/01/2025	TO7 - Construction of Center St (RM 150) from Veterans Drive to Main Street, the intersection of Veterans Drive (RM 150) at Center St, Veterans Drive (RM 150) from Center St to 600' north of Center St, and storm drain reconstruction from along Center St (RM 150) from Burleson St to N Front St.	PAPE-DAWSON ENGINEERS, INC.	ENGINEERING	784,119.00	396,132.95
64	000004631-R1	10/01/2025	Kohlers Roundabouts CBS PEC Agreement	PEDERNALES ELECTRIC COMPANY	ENGINEERING	1,559,500.00	1,559,500.00
65	000004632-R1	10/01/2025	TO7 Bunton Creek Road and Goforth Road Segment - Connect the Bunton Creek Road and Goforth Road segment and install a 24" Waterline south to the Post Oak elevated storage tank	STV INCORPORATED	ENGINEERING	914,840.51	438,120.20
66	000004633-R1	10/01/2025	TO2 Engineering Services on Pump House Road	PAPE-DAWSON ENGINEERS, INC.	ENGINEERING	21,690.50	6,782.50
67	25-004168R1-R1	10/01/2025	TO# 1 Phase One of FM 1626 GST & Pump Station	PAPE-DAWSON ENGINEERS, INC.	ENGINEERING	455,773.35	65,217.10
68	25-004202-R2	10/01/2025	FM 1626 Pump Station Improvements	ARCHER WESTERN CONSTRUCTION, LLC	PUBLIC WORKS	25,349,321.05	10,299,267.13
69	25-004229-R2	10/01/2025	TO2 for Geotechnical Services at 1626 tank & Pump	RABA-KISTNER CONSULTANTS, INC.	PUBLIC WORKS	880.52	880.52
70	25-004310-R2	10/01/2025	2024-109 implement Advanced Metering System	THIRKETTLE CORPORATION	PUBLIC WORKS	341,643.61	102,571.42
71	25-004313-R2	10/01/2025	Negotiate condo sales documents	WINSTEAD PC	ADMIN	6,133.38	6,133.38
72	25-004737-R1	10/01/2025	WW Treatment Plant Int Phase 1 & 2	STV INCORPORATED	PUBLIC WORKS	378,692.32	344,929.48
73	25-004800-R1	10/01/2025	TO13 Aquifer Storage and Recovery project	STV INCORPORATED	PUBLIC WORKS	1,065,943.69	690,679.46
74	25-004864-R1	10/01/2025	TO7 Materials Testing	RABA-KISTNER CONSULTANTS, INC.	PUBLIC WORKS	213,361.75	139,042.58
75	25-004865-R1	10/01/2025	FM 1626 Improvements, Main	HDR ENGINEERING INC	ENGINEERING	555,252.13	347,120.81
76	25-004964-R1	10/01/2025	TO14 PE for the ARWA Third Take-Point Pump Station	STV INCORPORATED	PUBLIC WORKS	3,904,266.92	2,691,486.41
77	25-005050-R1	10/01/2025	Amendment # 4- Task Order # 6 Anthem @ Kohlers	LJA ENGINEERING, INC	ENGINEERING	37,106.42	31,074.62
78	25-04644-R1	10/01/2025	Skatepark Design Services	NEW LINE SKATEPARKS FL, INC	PARKS	100,200.00	6,000.00
79	25-04646-R1	10/01/2025	TO #4 for construction material testing for the Center Street Village water/wastewater line, phase 2 project. This testing will ensure the construction area is safe to work on and can accommodate the improvements being made.	HVJ SOUTH CENTRAL TEXAS - M&J, INC.	ENGINEERING	35,024.00	24,895.00
80	25-04663-R1	10/01/2025	2025-183 - CR 158 GST/EST & Pump Station	PROTA, INC.	ENGINEERING	6,545,380.20	3,798,309.97
81	25-04674-R1	10/01/2025	Task Order No. 1 with Brinkley Sargent Wiginton Architects, Inc., to provide preliminary design services for a new facility at 1500 Dacy Lane	BRINKLEY SARGENT WIGINGTON ARCHITECT	PARKS	48,074.22	48,074.22

#	Number	Issue Date	Description	Vendor	Department	Total	Outstanding
82	25-04682-R1	10/01/2025	2022 Road Bond project coordination support	ESTES GROUP LLC	PUBLIC WORKS	121,445.00	53,735.00
83	25-04683-R1	10/01/2025	Transportation Master Plan	THE GOODMAN CORPORATION	PUBLIC WORKS	300,119.00	60,731.38
84	25-04691-R1	10/01/2025	TO2 Full design services at Senior activity center at 1500 Dacy Lane.	BRINKLEY SARGENT WIGINGTON ARCHITECT	PARKS	236,525.41	112,674.19
85	25-04693-R1	10/01/2025	Design of an audible outdoor warning system	MISSION CRITICAL PARTNERS, LLC	POLICE	62,999.50	22,745.00
86	25-04706-R1	10/01/2025	Plum Creek Golf Course Wastewater Project	SKYBLUE UTILITIES INC	PUBLIC WORKS	2,507,388.65	544,464.43
87	25-04707-R1	10/01/2025	Schlemmer Street & Porter Street Phase 3	PACKSADDLE MANAGEMENT LLC	ENGINEERING	492,616.20	47,580.11
88	25-04731-R1	10/01/2025	Steeplechase Playground Construction	WHIRLIX DESIGN INC	PARKS	36,231.09	36,231.09
89	25-04744-R1	10/01/2025	Approve a contract with CP&Y, Inc., dba STV Infrastructure (STV), San Antonio, TX in an amount not to exceed $2,195,236.40 to provide a preliminary engineering report (30%) for the Phase 2 Wastewater Treatment Plant expansion from 4.5 million gallons per day (MGD) to 9.0 MGD and to provide design, bid, award and project administration for a Non-Potable Water System. ~ Leon Barba, P.E., City Engineer This PO Replaces PO # 03849 and PO 3956	STV INCORPORATED	ENGINEERING	278,082.82	210,187.76
90	25-04746-R1	10/01/2025	Generator-Permanent Water System Facility	QUIDDITY ENGINEERS LLC	ENGINEERING	161,069.02	87,892.93
91	25-04756-R1	10/01/2025	acceleration and deceleration lane	WGI, INC	PUBLIC WORKS	104,813.80	15,440.30
92	25-04757-R1	10/01/2025	TO 12 Lehman Road Pump Station Improvements	WGI, INC	PUBLIC WORKS	1,446,402.59	327,268.95
93	25-04758-R1	10/01/2025	TO13 Roland Ln Accel & Decel Lanes R1	WGI, INC	PUBLIC WORKS	144,348.50	73,623.80
94	25-04776-R1	10/01/2025	Communications planning for capital projects	RIFELINE LLC	PUBLIC WORKS	78,558.40	6,758.47
95	25-04777-R1	10/01/2025	North Trails WW Interceptor Improvements	STV INCORPORATED	PUBLIC WORKS	76,604.71	76,604.71
96	25-04781	06/04/2025	FY25 Body Armor Supply	FEDERAL EASTERN INTERNATIONAL LLC	POLICE	19,299.60	9,567.20
97	25-04783-R1	10/01/2025	TO1 design services for improvements to MKH & KAC	PARKHILL SMITH & COOPER IN	PARKS	162,984.63	59,500.00
98	25-04795-R1	10/01/2025	TO21 Kohlers to Seton (Off-system)	LJA ENGINEERING, INC	ENGINEERING	81,935.12	67,286.50
99	25-04798-R1	10/01/2025	TO1 preliminary design services for GC and WL park	FREESE AND NICHOLS, INC.	PARKS	375,034.79	183,132.05
100	25-04801-R1	10/01/2025	WA2 program management services for the 2022 Bond - Council approved the supplemental funding of $2,977,968.72 to total $4,995,366.21 on 2.3.26	K FRIESE & ASSOCIATES, INC	PUBLIC WORKS	7,545,269.27	3,242,525.16
101	25-04808-R1	10/01/2025	Developer Participation Agreement	POCO LOCO SUPER STORE	PLANNING	155,394.00	155,394.00
102	25-04811-R1	10/01/2025	TO7 Geotech for PC Sewer Line	TERRACON CONSULTANTS, INC	PUBLIC WORKS	39,370.75	33,858.00
103	25-04831-R1	10/01/2025	Kohlers/Bebee Road (West) Road Bond	CAPITAL EXCAVATION COMPANY	PUBLIC WORKS	36,587,232.27	15,312,822.28
104	25-04834-R1	10/01/2025	TO #3 Plum Creek Golf Course Reclaim Waterline	HDR ENGINEERING INC	PUBLIC WORKS	529,221.55	322,780.50
105	25-04836-R1	10/01/2025	Stagecoach Live Oak Relocation	ENVIRONMENTAL TREE & DESIGN INC	PUBLIC WORKS	813,000.00	79,000.00
106	25-04901-R1	10/01/2025	A1TO7 acceleration and deceleration lane I-35 & C	WGI, INC	PUBLIC WORKS	47,460.00	47,460.00
107	25-04910-R1	10/01/2025	Prelim Engineering Svcs-Kohlers Crossing Overpass	UNION PACIFIC RAILROAD COMPANY	PUBLIC WORKS	10,689.30	10,689.30
108	25-04911-R1	10/01/2025	A2TO2 Preliminary Engineering Report-Waterleaf Sub	COBB, FENDLEY & ASSOCIATES, INC.	PUBLIC WORKS	224,497.96	199,021.46
109	25-04925-R1	10/01/2025	Reimbursement agreement	GUADALUPE-BLANCO RIVER AUTHORITY	PUBLIC WORKS	3,079,209.00	3,079,209.00
110	25-04936-R1	10/01/2025	TO9 Kohlers Crossing overpass bridge	HDR ENGINEERING INC	PUBLIC WORKS	80,867.54	47,431.22
111	25-04940	08/15/2025	Land Surveying Services	HERRERA CIVIL ENGINEERING PLLC	PUBLIC WORKS	45,465.00	5,450.00
112	25-04961-R1	10/01/2025	TO8 for construction phase services Beebe Rd	AMERICAN STRUCTUREPOINT, INC.	PUBLIC WORKS	271,121.60	181,791.54
113	25-04962-R1	10/01/2025	TO24 Kohlers to Seton (On-System) project	LJA ENGINEERING, INC	PUBLIC WORKS	2,626,017.30	991,636.43
114	25-04965-R1	10/01/2025	TO23 Kohlers to Seton (Off-System) project	LJA ENGINEERING, INC	PUBLIC WORKS	312,916.25	132,789.29
115	25-04979-R1	10/01/2025	TO7 PEC civil design services	LOCKWOOD, ANDREWS & NEWNAM INC	ENGINEERING	36,531.40	9,027.36
116	25-04996-R1	10/01/2025	Phase 1 Sportsplex Design	THE URBAN ALCHEMY COLLECTIVE LLC	PARKS	2,248,146.05	1,177,998.45
117	25-05000-R1	10/01/2025	TO2 Waterleaf park segment of the Vybe Trail	SCHAUMBURG & POLK, INC.	PARKS	301,960.20	167,024.80
118	25-05010-R1	10/01/2025	TO3 Spring Branch Vybe Trail Segment	SCHAUMBURG & POLK, INC.	PARKS	79,730.00	13,360.00
119	25-05032-R1	10/01/2025	TO7 Opal Lane Borings	HVJ SOUTH CENTRAL TEXAS - M&J, INC.	PUBLIC WORKS	19,385.00	19,385.00
120	25-05042-R1	10/01/2025	Gregg-Clarke Park Drainage Study	K FRIESE & ASSOCIATES, INC	PUBLIC WORKS	129,700.00	63,526.32
121	26-05086-R1	10/01/2025	Design of Two Roundabouts	AMERICAN STRUCTUREPOINT, INC.	PUBLIC WORKS	954,259.00	124,449.19
[illegible]	26-05087-R1	10/01/2025	TO16 Cromwell Drive Extension Project	WGI, INC	PUBLIC WORKS	651,745.26	466,044.79

#	Number	Issue Date	Description	Vendor	Department	Total	Outstanding
123	26-05107	10/20/2025	Goforth Culvert Rehab	LEWIS CONCRETE RESTORATION	PUBLIC WORKS	118,202.07	4,128.67
124	26-05110	10/21/2025	Prelim Engineering Svcs-Kohlers Crossing Overpass	UNION PACIFIC RAILROAD COMPANY	PUBLIC WORKS	21,301.42	15,342.08
125	26-05112	10/21/2025	Sunflower Circle Area Evaluation	STV INCORPORATED	PUBLIC WORKS	11,171.00	1,117.10
126	26-05127	10/29/2025	WWTP Expansion Phase 2 Early Works Package	ARCHER WESTERN CONSTRUCTION, LLC	PUBLIC WORKS	59,992,905.00	25,634,877.46
127	26-05135-R1	10/01/2025	SCADA Remote Site Monitoring	TMT SOLUTIONS INC	PUBLIC WORKS	5,248,551.53	1,654,813.53
128	26-05139	11/03/2025	Dacy Lane Community Center Renovation	TRIMBUILT CONSTRUCTION INC	PARKS	3,335,796.00	24,662.15
129	26-05158	11/13/2025	TO8 Materials Testing WWTP Phase 2	TERRACON CONSULTANTS, INC	PUBLIC WORKS	75,000.00	13,614.70
130	26-05188	12/02/2025	TO2 Langely SUE	COBB, FENDLEY & ASSOCIATES, INC.	PUBLIC WORKS	66,348.90	13,780.90
131	26-05204	12/11/2025	TO8 Chevo Pastrano Sr Pkwy Improvements	BGE, INC.	PUBLIC WORKS	99,087.68	99,087.68
132	26-05209	12/11/2025	Kohlers Crossing Interim Improvements	LONE STAR SITEWORK LLC	PUBLIC WORKS	532,585.57	80,715.36
133	26-05257	01/12/2026	Construction Phase Services WWTP Expansion Phase 2	STV INCORPORATED	PUBLIC WORKS	12,342,142.38	11,365,734.28
134	26-05263	01/13/2026	TO9 KCC Driveway Design	BGE, INC.	PARKS	103,213.75	55,722.57
135	26-05296	02/03/2026	Survey services along S. Old US Highway 81	CUATRO CONSULTANTS LTD	PUBLIC WORKS	25,362.00	9,342.00
136	26-05298	02/04/2026	TO4- Hydrological & Hydraulic Studies - Vybe Trail	SCHAUMBURG & POLK, INC.	PARKS	44,890.00	20,666.50
137	26-05303	02/04/2026	TO #2 Kohlers Roundabouts	AMERICAN STRUCTUREPOINT, INC.	ENGINEERING	1,025,263.53	720,421.17
138	26-05312	02/09/2026	Land Acquisition Services	DIANNA L TINKLER	PUBLIC WORKS	18,890.00	6,811.25
139	26-05313	02/09/2026	TO260101 Floodplain Work Map	HDR ENGINEERING INC	PUBLIC WORKS	98,200.00	59,140.00
140	26-05318-R1	10/01/2025	Kohlers Crossing/UPRR Improvements	HAYS COUNTY TRANSPORTATION DEPARTMENT	ENGINEERING	165,000.00	165,000.00
141	26-05319-R1	10/01/2025	Pedestrian-Vybe Trail System	SCHAUMBURG & POLK, INC.	PLANNING	49,373.30	27,343.80
142	26-05322-R1	10/01/2025	TO5 construction material testing for Schlemmer	HVJ SOUTH CENTRAL TEXAS - M&J, INC.	ENGINEERING	26,351.50	17,034.75
143	26-05323-R1	10/01/2025	Land Acquisition Services	ATKINSREALIS USA INC	PUBLIC WORKS	45,798.93	34,298.89
144	26-05332	02/12/2026	Expanding scope to add seven additional roundabouts to the beautification project.	COLEMAN AND ASSOCIATES	PARKS	41,615.00	41,615.00
145	26-05342	02/19/2026	TO 260402 Materials Testing	TERRACON CONSULTANTS, INC	PUBLIC WORKS	7,000.00	7,000.00
146	26-05359	02/24/2026	Water sampling	TEXAS STATE UNIVERSITY-SAN MARCOS	PUBLIC WORKS	66,348.90	37,473.26
147	26-05364	02/25/2026	TO 260401 Material Testing	RABA-KISTNER CONSULTANTS, INC.	PUBLIC WORKS	26,290.24	21,079.43
148	26-05366	02/26/2026	TO 260401 - Construction Materials Testing	RABA-KISTNER CONSULTANTS, INC.	PUBLIC WORKS	26,290.24	26,290.24
149	26-05371	03/03/2026	FM 1626 to Veterans Drive Transmission Main	STV INCORPORATED	PUBLIC WORKS	142,568.72	18,045.62
150	26-05373	03/03/2026	Center Street Village Phase 3	WESTAR CONSTRUCTION INC	PUBLIC WORKS	2,096,405.38	125,988.81
151	26-05374	03/06/2026	Furniture & equipment for Kyle Community Center	TEXAS INTERIOR RESOURCES LLC	PARKS	269,034.61	94,162.61
152	26-05378	03/09/2026	Long Line Striping Services	D.I.J CONSTRUCTION INC	PUBLIC WORKS	130,000.00	116,968.15
153	26-05386	02/25/2026	Task Order No. 1 Marketplace Boulevard Speed Study	PAPE-DAWSON ENGINEERS, INC.	PUBLIC WORKS	12,970.00	1,935.30
154	26-05389	03/16/2026	Construction of electric duct bank conduits & PE	TEXAS DRY UTILITIES LLC	PUBLIC WORKS	1,433,617.20	980,780.00
155	26-05391	03/16/2026	Amend #2 TO#6 Downtown Sewer Rehab	WGI, INC	PUBLIC WORKS	45,927.40	45,927.40
156	26-05397	03/17/2026	WWTP Inspection Services	ALAN PLUMMER AND ASSOCIATES INC	PUBLIC WORKS	976,230.00	695,741.65
157	26-05398	03/17/2026	Restroom Facility at MKH Park	ROMTEC INC	PARKS	899,759.00	864,759.00
158	26-05401	03/19/2026	Drainage Master Plan Update	HDR ENGINEERING INC	PUBLIC WORKS	120,600.00	112,338.00
159	26-05402	03/20/2026	Windy Hill Road Improvements Road Bond	SMITH CONTRACTING COMPANY	PUBLIC WORKS	9,028,293.03	7,640,430.45
160	26-05404	03/20/2026	Water & HQ Building Feasibility Study	RANDALL SCOTT ARCHITECTS INC	PUBLIC WORKS	95,500.00	19,000.00
161	26-05405	03/23/2026	A1 for Chevo Pastrano parkway	DOUCET & ASSOCIATES INC	PUBLIC WORKS	100,062.50	45,695.00
162	26-05406	03/23/2026	Sewer line design to LS Liftstation - Quail Ridge	DOUCET & ASSOCIATES INC	PUBLIC WORKS	194,144.48	41,988.48
163	26-05408	03/23/2026	TO #260101 Goforth Rd & Bunton Branch Creek Crossi	WGI, INC	PUBLIC WORKS	99,825.00	6,949.50
164	26-05439	04/08/2026	Generator Site Additions	READY POWER LLC	PUBLIC WORKS	2,307,757.20	1,921,323.40
165	26-05446	04/13/2026	10% retainage cost on PO 25-04676	FITZ ASSOCIATES LLC	PARKS	3,372.67	3,372.67

#	Number	Issue Date	Description	Vendor	Department	Total	Outstanding
166	26-05448	03/30/2026	TO 260402- Generator Site Additions CMT	HVJ SOUTH CENTRAL TEXAS - M&J, INC.	PUBLIC WORKS	39,846.00	39,846.00
167	26-05453	04/17/2026	SCADA Power Supplies for Switches	DISYS SOLUTIONS INC	IT	33,804.87	3,369.30
168	26-05475	05/20/2026	Center Street Three lane Improvement	CASH CONSTRUCTION COMPANY	PUBLIC WORKS	23,349,792.33	23,349,792.33
169	26-05479	05/26/2026	Network Switches for WWTP Expansion	DISYS SOLUTIONS INC	IT	48,689.36	25,086.27
170	26-05484	06/09/2026	Waterline Construction Kyle Parkway Lehman Road	GUERRA UNDERGROUND LLC	PUBLIC WORKS	3,544,594.16	3,544,594.16
171	26-05487	06/15/2026	Black & Veatch	BLACK & VEATCH CORP	PUBLIC WORKS	265,412.00	265,412.00
172	26-05501	06/18/2026	Gregg Clark Park Camera Upgrade	JET WEB COMMUNICATIONS, LLC	PARKS	18,493.72	7,705.00
173	26-05503	06/24/2026	Pedestrian Crossing Treatments	TETRA TECH INC	PUBLIC WORKS	165,798.00	165,798.00
174	26-05506	06/25/2026	Task Order 260101 to STV for Dacy Lane & Downing W	STV INCORPORATED	PUBLIC WORKS	179,235.00	179,235.00
175	26-05509	07/10/2026	Additional design- complete St. David's Connect	SCHAUMBURG & POLK, INC.	PARKS	28,020.00	28,020.00
176	26-05513	07/01/2026	Schlemmer Porter Water and Wastewater	LJA ENGINEERING, INC	PUBLIC WORKS	309,625.09	309,625.09
177	26-05514	07/02/2026	Water Master Plan Update	STV INCORPORATED	PUBLIC WORKS	143,020.00	134,166.17
178	26-05516	07/02/2026	Langely St. Reconstruction PS&E	HDR ENGINEERING INC	PUBLIC WORKS	189,632.00	185,479.92
179	26-05517	07/02/2026	TO 9 Windy Hill Project - 2022 Road Bond 2026-828	LOCKWOOD, ANDREWS & NEWNAM INC	PUBLIC WORKS	272,882.25	272,882.25
180	26-05518	07/02/2026	2026 Microsurfacing Services	VIKING CONSTRUCTION, INC	PUBLIC WORKS	1,296,514.86	1,137,153.61
181	26-05521	07/06/2026	Design Bid Construction Phase 4	LJA ENGINEERING, INC	PUBLIC WORKS	306,625.09	306,625.09
182	26-05523	07/08/2026	Task Order No. 260702 Cromwell Waterline	PACKSADDLE MANAGEMENT LLC	PUBLIC WORKS	295,719.60	295,719.60
183	26-05527	07/10/2026	TO 260601 Landesign Services INC	LANDESIGN SERVICES INC	PUBLIC WORKS	23,110.00	23,110.00
184	26-05538	07/22/2026	Cromwell Waterline Relocation TO 260402	RABA-KISTNER CONSULTANTS, INC.	PUBLIC WORKS	9,676.64	9,676.64
185	26-05542	07/27/2026	Steeplechase WW Interceptor - Easement Acquisition	ATKINSREALIS USA INC	PUBLIC WORKS	233,504.16	233,504.16
186	26-05545	07/30/2026	Pump House Road Waterline Project Phase II	PAPE-DAWSON ENGINEERS, INC.	PUBLIC WORKS	79,866.00	79,866.00
187	26-05547	08/04/2026	The Philomena Sidewalk project has a contingent award from CAMPO. In order to move forward with the award, CAMPO requires detailed design plans to be submitted prior to September 7th, 2026. This Task Order with Kimley-Horn is for preparing 30% plans, specifications and estimates (PS&E) for the installation of sidewalks, pedestrian ramps, and bridge modifications from IH-35 frontage road to Bunton Creek Road.	KIMLEY-HORN AND ASSOCIATES, INC	PUBLIC WORKS AND TRANSPORTATION	49,970.00	49,970.00
188	26-05548	08/21/2026	Construction Materials Testing and Observation Services for the FM 1626 Transmission Main project in Kyle, Texas, limited to material testing and observation on a call out as needed basis	PROFESSIONAL SERVICE INDUSTRIES, INC.	PUBLIC WORKS AND TRANSPORTATION	49,698.00	49,698.00
189	26-05550	08/25/2026	PROFESSIONAL SERVICES FOR BLANCO ST. SIDEWALK PROJECT - KYLE, TX	VOLKERT, INC	PUBLIC WORKS AND TRANSPORTATION	72,969.00	72,969.00
	TOTAL RE-APPROPRIATIONS:					**$ 269,740,811.44**	**$ 144,098,752.79**

Council Contact Information

Mayor Yvonne Flores-Cale	YCale@cityofkyle.com
Mayor Pro Tem Michael Tobias	MTobias@cityofkyle.com
Council Member Courtney Goza	CGoza@cityofkyle.com
Council Member Melisa Medina	MMedina@cityofkyle.com
Council Member Claudia Zapata	CZapata@cityofkyle.com
Council Member Dr. Lauralee Harris	LHarris@cityofkyle.com
Council Member Marc McKinney	MMcKinney@cityofkyle.com

City Council Special Meeting

DEPARTMENT: Office of the City Manager

FROM: Perwez A. Moheet, CPA, Interim City Manager & Director of Finance

MEETING: August 27, 2026

SUBJECT:

Consider and take possible action regarding budget amendments proposed by City Council member(s) to the Interim City Manager's recommended Operating and Capital Budget and to provide direction regarding which property tax rates option will be considered for Fiscal Year 2026-27.
(ROLL CALL VOTE IS REQUESTED FOR EACH BUDGET AMENDMENT)

SUMMARY:

On August 13, 2026, the Interim City Manager presented to the City Council the property tax rate information for Tax Year 2026 or Fiscal Year 2026-27.

During this special-called City Council meeting, some members of the City Council expressed an interest in proposing amendments to the Interim City Manager's recommended proposed operating and capital (CIP) budget for Fiscal Year 2026-27.

After brief deliberations, the City Council decided on adding a budget discussion item to the agenda of the special-called City Council meeting scheduled at 6:00 p.m., on Thursday, August 27, 2026.

This budget discussion agenda item is intended to consider and take possible action regarding any budget amendment proposed by a City Council member to the Interim City Manager's recommended Operating and Capital Budget for Fiscal Year 2026-27.

Staff is requesting that a separate roll call vote be taken by City Council for each budget amendment proposed by a Council member and considered by the City Council to provide clarity, transparency, a clear direction associated with the respective budget amendment.

NEXT STEPS:

Public hearings and readings of Ordinances associated with the Fiscal Year 2026-27 budget and tax rate adoption process are currently scheduled for September 5 and September 15, 2026, as follows:

- ❑ Saturday, September 5, 2026 (5:30 p.m.)
  - Public Hearings - Budget, Fees, Utility Rates, & Property Tax Rates
  - 1st Reading: Budget Adoption Ordinance
  - 1st Reading: Property Tax Rate Adoption Ordinance
  - 1st Reading: Property Tax Increase Ratification Ordinance
- ❑ Tuesday, September 15, 2026 (7:00 p.m.)
  - Public Hearings - Budget, Fees, Utility Rates, & Property Tax Rates
  - 2nd Reading: Budget Adoption Ordinance
  - 2nd Reading: Property Tax Rate Adoption Ordinance
  - 2nd Reading: Property Tax Increase Ratification Ordinance

PRIOR ACTION/INPUT (COUNCIL, BOARDS, CITIZENS):

On August 1, 2026, the Interim City Manager presented to the City Council the recommended proposed budget for Fiscal Year 2026-27. This presentation included preliminary discussions pertaining to the City's property valuation information for Tax Year 2026 or Fiscal Year 2026-27 and the current adopted tax rates.

On August 13, 2026, the Interim City Manager presented to the City Council the property tax rate information for Tax Year 2026 or Fiscal Year 2026-27. The purpose of this discussion was to provide City Council with an overview of the Fiscal Year 2026-27 property tax rate calculations, discuss tax rate options, and receive direction regarding the tax rate to be considered for adoption at a future City Council meeting.

The accompanying presentation by the Interim City Manager to the City Council on August 13, 2026, summarized the statutory Truth-in-Taxation requirements, current taxable assessed valuation information, preliminary tax rate calculations, and anticipated future impacts on the City's debt service requirements.

STAFF CONTACT:

Name: Perwez A. Moheet, CPA
Title: Interim City Manager & Director of Finance
Email: pmoheet@cityofkyle.com
Phone: (512) 262-1010

Budget Amendment Considerations By City Council & Property Tax Rates For Fiscal Year 2026-27

City Council Meeting: August 27, 2026

Presented By: Perwez A. Moheet, CPA, Interim City Manager & Director of Finance

Presentation Outline

1. Background & Purpose of Meeting
2. Next Steps – Budget & Tax Rate Adoption Process
3. Property Valuations & Tax Rates Information For Fiscal Year 2026-27
4. Consideration of Budget Amendment(s) by City Council
5. City Council's Direction Regarding Property Tax Rates Option
6. Questions & Comments

1. Background & Purpose of Meeting

Background Information

1. On August 13, 2026, the Interim City Manager presented to the City Council the property tax rate information for Tax Year 2026 or Fiscal Year 2026-27.

2. During this City Council meeting, some members of the City Council expressed an interest in proposing amendments to the recommended proposed Operating and Capital (CIP) budget for Fiscal Year 2026-27.

3. City Council decided on adding a budget discussion item to the agenda of the special-called City Council meeting scheduled on Thursday, August 27, 2026.

Background Information (Continued)

4. Today's budget discussion agenda item is intended for the City Council to:

   a. Consider and take action regarding any budget amendment proposed by a City Council member to the recommended Operating and Capital Budget (CIP) for Fiscal Year 2026-27.

   b. Provide direction to staff regarding City Council's preference as to which one of the three (3) property tax rate options discussed on August 13, 2026, will be considered by City Council for adoption on First Reading on September 5, 2026.

      - ❑ Voter-Approval Tax Rate: $0.5650/$100 TAV
      - ❑ Proposed Property Tax Rate Option #1: $0.5600/$100 TAV
      - ❑ Proposed Property Tax Rate Option #2: $0.5340/$100 TAV

A Reminder & Special Request From City Staff

- To provide clarity, transparency, and a clear direction, staff is respectfully requesting that a separate roll call vote be taken by City Council for each budget amendment considered.

2. Next Steps – Budget & Tax Rate Adoption Process

Next Steps – Budget & Tax Rate Adoption Process

❑ **Thursday, August 27, 2026 (6:00 p.m.)**

- Consider and take action regarding any budget amendment proposed by a City Council member to the recommended Operating and Capital Budget (CIP) for Fiscal Year 2026-27.
- Provide direction to staff regarding City Council's preference as to which one of the three (3) property tax rate options discussed on August 13, 2026, will be considered by City Council for adoption on First Reading on September 5, 2026.
  - ❑ Voter-Approval Tax Rate: $0.5650/$100 TAV
  - ❑ Proposed Property Tax Rate Option #1: $0.5600/$100 TAV
  - ❑ Proposed Property Tax Rate Option #2: $0.5340/$100 TAV

Next Steps – Budget & Tax Rate Adoption Process (Continued)

❑ **Saturday, September 5, 2026 (5:30 p.m.)**

- Public Hearings - Budget, Fees, Utility Rates, & Property Tax Rates
- 1st Reading: Budget Adoption Ordinance
- 1st Reading: Property Tax Rate Adoption Ordinance
- 1st Reading: Property Tax Increase Ratification Ordinance

❑ **Tuesday, September 15, 2026 (7:00 p.m.)**

- Public Hearings - Budget, Fees, Utility Rates, & Property Tax Rates
- 2nd Reading: Budget Adoption Ordinance
- 2nd Reading: Property Tax Rate Adoption Ordinance
- 2nd Reading: Property Tax Increase Ratification Ordinance

3. Property Valuations & Tax Rates Information

Ad Valorem Tax Rates Or Property Tax Rates

- No-New-Revenue Tax Rate:

  A total tax rate that would provide a local taxing unit such as a City or County with approximately the same amount of property tax revenue as the previous year, using the same properties taxed in the prior tax year.

- Voter-Approval Tax Rate:

  A total tax rate calculated and derived using a specific formula, that if exceeded by a local government when adopting its property tax rate, an automatic election is triggered for voters to approve or reject the increase.

- Proposed Property Tax Rate:

  A total tax rate considered by a local government for adoption as its property tax for the new tax year and fiscal year. This tax rate is comprised of two components:

  1) Maintenance & Operations Tax Rate (M&O)
  2) Interest & Sinking Tax Rate (I&S)

Ad Valorem Tax Rates Or Property Tax Rates (Continued)

What adopted tax rates trigger an election?

- If the adopted tax rate is:
  - BELOW Voter-Approval Tax Rate = No Election Required
  - ABOVE Voter-Approval Tax Rate = Election Required
  - BELOW No-New-Revenue Rate & BELOW Voter-Approval Rate = No Election Required

2026 Certified Taxable Assessed Valuation - NET

2026 CHANGE IN TAXABLE ASSESSED VALUATION* (NET OF ALL 6 TIRZ)	
2026 Total Certified Taxable Assessed Valuation* (Net)	$6,346,275,039
2025 Total Certified Taxable Assessed Valuation* (Net)	$6,479,620,260
$ Decrease in 2026 Certified Taxable Assessed Valuation* (Net)	($133,345,221)
% Decrease in 2026 Certified Taxable Assessed Valuation* (Net)	(2.06%)

*Based on 2026 TNT Information Provided by HCTAC.

City's Approved Property Tax Rates For Tax Year 2025 (FY 2025-26)

- Total property tax rate is comprised of two separate component rates.
- Using the City of Kyle's total approved tax rate of $0.5957 per $100 of taxable assessed valuation (TAV) for Tax Year 2025 or Fiscal Year 2025-26, below are the two rate components:

2025 PROPERTY TAX RATES FOR CITY OF KYLE		
	FY 2025-26 Tax Rate	Prior Year Tax Rate
Maintenance & Operations (M&O) Rate	$0.3212	$0.2889
Interest & Sinking (I&S) Rate	$0.2745	$0.1804
Total Property Tax Rate Per $100/TAV	**$0.5957**	**$0.4693**

2026 Property Tax Rates

2026 PROPERTY TAX RATES FOR CITY OF KYLE					
	Current Tax Rate	No-New-Revenue Tax Rate	Voter-Approval Tax Rate	Proposed Tax Rate Option #1	Proposed Tax Rate Option #2
Maintenance & Operations (M&O) Rate	$0.3212	$0.4409	$0.3737	$0.3687	$0.3427
Interest & Sinking (I&S) Rate	$0.2745	$0.1913	$0.1913	$0.1913	$0.1913
Total Property Tax Rate Per $100/TAV	$0.5957	$0.6322	$0.5650	$0.5600	$0.5340
$ Change From Adopted Tax Rate:	N/A	+$0.0365	-$0.0307	-$0.0357	-$0.0617
% Change From Adopted Tax Rate:	N/A	+6.13%	-5.15%	-5.99%	-10.36%

2026 No-New-Revenue Tax Rate

NO-NEW-REVENUE TAX RATES

	Comparison of No-New-Revenue & Current Adopted Tax Rates				Tax Revenues Included in Budget & NNR Tax Rate Based Revenues			
	FY 2026-27 NNR Tax Rate	Current Adopted Tax Rate	$ Increase / (Decrease) From Current Tax Rate	% Increase / (Decrease) From Current Tax Rate	Included In ICM's Proposed Budget	Estimated Revenues @ NNR Tax Rate	$ Variance From Proposed Budget	% Variance From Proposed Budget
Maintenance & Operations	$ 0.440900	$0.321200	$ 0.119700	37.27%	$ 21,450,300	$ 27,779,175	$ 6,328,875	29.50%
Interest & Sinking	$ 0.191300	$0.274500	$ (0.083200)	-30.31%	$ 12,141,797	$ 12,052,974	$ (88,823)	-0.73%
Total:	$ 0.632200	$0.595700	$ 0.036500	6.13%	$ 33,592,097	$ 39,832,150	$ 6,240,053	18.58%

2026 Voter-Approval Tax Rate

VOTER-APPROVAL TAX RATES

	Comparison of Voter-Approval & Current Adopted Tax Rates				Tax Revenues Included in Budget & V-A Rate Based Revenues			
	FY 2026-27 Voter-Approval Tax Rate	Current Adopted Tax Rate	$ Increase / (Decrease) From Current Tax Rate	% Increase / (Decrease) From Current Tax Rate	Included In ICM's Proposed Budget	Estimated Revenues @ V-A Tax Rate	$ Variance From Proposed Budget	% Variance From Proposed Budget
Maintenance & Operations	$ 0.373700	$0.321200	$ 0.052500	16.34%	$ 21,450,300	$ 23,545,198	$ 2,094,898	9.77%
Interest & Sinking	$ 0.191300	$0.274500	$ (0.083200)	-30.31%	$ 12,141,797	$ 12,052,974	$ (88,823)	-0.73%
Total:	$ 0.565000	$0.595700	$ (0.030700)	-5.15%	$ 33,592,097	$ 35,598,172	$ 2,006,075	5.97%

2026 Proposed Property Tax Rate – Option #1

PROPOSED PROPERTY TAX RATES - OPTION #1

	Comparison of Proposed OPT #1 & Current Adopted Tax Rates				Tax Revenues Included in Budget & OPT #1 Rate Based Revenues			
	FY 2026-27 Proposed #1 Tax Rate	Current Adopted Tax Rate	$ Increase / (Decrease) From Current Tax Rate	% Increase / (Decrease) From Current Tax Rate	Included In ICM's Proposed Budget	Estimated Revenues @ Proposed Rate	$ Variance From Proposed Budget	% Variance From Proposed Budget
Maintenance & Operations	$ 0.368700	$0.321200	$ 0.047500	14.79%	$ 21,450,300	$ 23,230,170	$ 1,779,870	8.30%
Interest & Sinking	$ 0.191300	$0.274500	$ (0.083200)	-30.31%	$ 12,141,797	$ 12,052,974	$ (88,823)	-0.73%
Total:	$ 0.560000	$0.595700	$ (0.035700)	-5.99%	$ 33,592,097	$ 35,283,144	$ 1,691,047	5.03%

2026 Proposed Property Tax Rate – Option #2

PROPOSED PROPERTY TAX RATES - OPTION #2

	Comparison of Proposed OPT #2 & Current Adopted Tax Rates				Tax Revenues Included in Budget & OPT #2 Rate Based Revenues			
	FY 2026-27 Proposed #2 Tax Rate	Current Adopted Tax Rate	$ Increase / (Decrease) From Current Tax Rate	% Increase / (Decrease) From Current Tax Rate	Included In ICM's Proposed Budget	Estimated Revenues @ Proposed Rate	$ Variance From Proposed Budget	% Variance From Proposed Budget
Maintenance & Operations	$ 0.342700	$0.321200	$ 0.021500	6.69%	$ 21,450,300	$ 21,592,024	$ 141,724	0.66%
Interest & Sinking	$ 0.191300	$0.274500	$ (0.083200)	-30.31%	$ 12,141,797	$ 12,052,974	$ (88,823)	-0.73%
Total:	$ 0.534000	$0.595700	$ (0.061700)	-10.36%	$ 33,592,097	$ 33,644,998	$ 52,901	0.16%

2026 Change in Tax Bill For Average Home – Voter-Approval Tax Rate

2026 CHANGE IN AVERAGE HOME TAXABLE VALUATION & TAX BILL					
Tax Year	Average Home Value	Tax Rate	Tax Levy	Homestead Reduction	Average Net Tax Bill
2026	$301,530	$0.5650	$1,703.65	($226.00)	$1,477.65
2025	$317,616	$0.5957	$1,892.04	($238.28)	$1,653.76
$ Proposed Change	($16,086)	($0.0307)	($188.39)	($12.28)	($176.11)
% Proposed Change	(5.06%)	(5.15%)	(9.96%)	(5.15%)	(10.65%)

2026 Change in Tax Bill For Average Home – Proposed Tax Rate Option #1

2026 CHANGE IN AVERAGE HOME TAXABLE VALUATION & TAX BILL					
Tax Year	Average Home Value	Tax Rate	Tax Levy	Homestead Reduction	Average Net Tax Bill
2026	$301,530	$0.5600	$1,688.57	($224.00)	$1,464.57
2025	$317,616	$0.5957	$1,892.04	($238.28)	$1,653.76
$ Proposed Change	($16,086)	($0.0357)	($203.47)	($14.28)	($189.19)
% Proposed Change	(5.06%)	(5.99%)	(10.75%)	(5.99%)	(11.44%)

2026 Change in Tax Bill For Average Home – Proposed Tax Rate Option #2

2026 CHANGE IN AVERAGE HOME TAXABLE VALUATION & TAX BILL					
Tax Year	Average Home Value	Tax Rate	Tax Levy	Homestead Reduction	Average Net Tax Bill
2026	$301,530	$0.5340	$1,610.17	($213.60)	$1,396.57
2025	$317,616	$0.5957	$1,892.04	($238.28)	$1,653.76
$ Proposed Change	($16,086)	($0.0617)	($281.87)	($24.68)	($257.19)
% Proposed Change	(5.06%)	(10.36%)	(14.90%)	(10.36%)	(15.55%)

4. Consideration of Budget Amendments by City Council

Staff Will Return After Budget Amendment Discussions For City Council's Direction Regarding Property Tax Rate Options For Fiscal Year 2026-27

5. City Council's Direction Regarding Property Tax Rate Options

City Council's Direction Regarding Property Tax Rate Options

- Provide direction to staff regarding City Council's preference as to which one of the three (3) remaining property tax rate options discussed on August 13, 2026, will be considered by City Council for adoption on First Reading on September 5, 2026.
  - ❑ Voter-Approval Tax Rate: $0.5650/$100 TAV
  - ❑ Proposed Property Tax Rate Option #1: $0.5600/$100 TAV
  - ❑ Proposed Property Tax Rate Option #2: $0.5340/$100 TAV

2026 Property Tax Rates

2026 PROPERTY TAX RATES FOR CITY OF KYLE					
	Current Tax Rate	No-New-Revenue Tax Rate	Voter-Approval Tax Rate	Proposed Tax Rate Option #1	Proposed Tax Rate Option #2
Maintenance & Operations (M&O) Rate	$0.3212	$0.4409	$0.3737	$0.3687	$0.3427
Interest & Sinking (I&S) Rate	$0.2745	$0.1913	$0.1913	$0.1913	$0.1913
Total Property Tax Rate Per $100/TAV	$0.5957	$0.6322	$0.5650	$0.5600	$0.5340
$ Change From Adopted Tax Rate:	N/A	+$0.0365	-$0.0307	-$0.0357	-$0.0617
% Change From Adopted Tax Rate:	N/A	+6.13%	-5.15%	-5.99%	-10.36%

6. Questions & Comments

Council Contact Information

Mayor Yvonne Flores-Cale	YCale@cityofkyle.com
Mayor Pro Tem Michael Tobias	MTobias@cityofkyle.com
Council Member Courtney Goza	CGoza@cityofkyle.com
Council Member Melisa Medina	MMedina@cityofkyle.com
Council Member Claudia Zapata	CZapata@cityofkyle.com
Council Member Dr. Lauralee Harris	LHarris@cityofkyle.com
Council Member Marc McKinney	MMcKinney@cityofkyle.com

City Council Special Meeting

DEPARTMENT: Office of the City Manager

FROM: Perwez A. Moheet, CPA, Interim City Manager & Director of Finance

MEETING: August 13, 2026

SUBJECT:

Receive a report, hold a discussion, and provide staff direction regarding the City's property tax information and rates for Tax Year 2026 or Fiscal Year 2026-27 including but not limited to the following:

A. Certified taxable property valuations for 2026.
B. Comparison of 2026 and 2025 certified taxable property valuations.
C. Property tax rate calculations and options for Fiscal Year 2026-27.
D. Proposed property tax rates for Fiscal Year 2026-27.
E. Looking ahead to Fiscal Year 2027-28.
F. Next steps.
G. City Council's Direction.

SUMMARY:

The purpose of this agenda item is to provide City Council with an overview of the Fiscal Year 2026-27 property tax rate calculations, discuss preliminary tax rate options, and receive direction regarding the tax rate to be considered for adoption at a future City Council meeting.

The accompanying presentation summarizes the statutory Truth-in-Taxation requirements, current taxable assessed valuation information, preliminary tax rate calculations, and anticipated future impacts on the City's debt service requirements.

BACKGROUND INFORMATION:

Senate Bill 2, adopted during the 86th Texas Legislative Session (2019), significantly revised the property tax Truth-in-Taxation process and established requirements related to the No-New-Revenue (NNR) Tax Rate and Voter-Approval Tax Rate (VAR).

The No-New-Revenue (NNR) tax rate is designed to generate approximately the same amount of tax revenue from properties taxed in the prior year, while the Voter-Approval Tax Rate (VAR) represents the maximum tax rate that may be adopted without triggering a voter approval election.

IMPORTANT INFORMATION AS TO WHY THE CITY'S PROPERTY TAX RATE CALCULATIONS HAD TO BE UPDATED:

We had fully expected that the City's property tax rates for Tax Year 2026 or Fiscal Year 2026-27 would have been finalized by this time and ready for presentation and discussions with the City Council on August 13, 2026.

However, we learned on August 6, 2026, that the Hays County Tax Assessor-Collector's office is unable to provide the certified property tax rate calculations in compliance with the Truth-in-Taxation requirements due to the fact that the correct base valuation for the City's Tax Increment Reinvestment Zone No. 4 (TIRZ #4) was not yet available from the Hays Central Appraisal District. It is our understanding that the process to determine the base valuation was not fully completed by the City when TIRZ #4 was amended by the TIRZ #4 Board.

In 2024, the City expanded the boundaries of Tax Increment Reinvestment Zone No. 4 (TIRZ #4) and increased its participation rate from 40 percent to 50 percent, both of which affects property tax rate calculations for the City of Kyle and Hays County. Please refer to Exhibit #3 attached with this City Council agenda item for detailed explanation of changes made to TIRZ #4 by the City/TIRZ #4 Board.

On August 12, 2026, the City received the analysis and the reconstructed base valuation from the Hays Central Appraisal District for the City's Tax Increment Reinvestment Zone No. 4 (TIRZ #4) to include all properties and parcels that were added as part of the expanded boundary amendment completed in 2024.

Since the final base valuation for TIRZ #4 affected all property tax rate calculations for Tax Year 2026 (Fiscal Year 2026–27), the City was required to recalculate all property tax rates to ensure compliance with all applicable Truth-in-Taxation requirements. The final base valuation for TIRZ #4 resulted in the recalculation of the following property tax rates:

- No-New-Revenue Tax Rate
- Voter-Approval Tax Rate
- Proposed Tax Rate Option #1
- Proposed Tax Rate Option #2

UNUSUAL PROPERTY TAX RATE SITUATION IN 2026

Typically, the No-New-Revenue (NNR) property tax rate is lower than the Voter-Approval Rate (VAR) for a municipal government.

The Voter-Approval Rate (VAR) is typically higher because the VAR allows the City to collect additional maintenance and operations revenue generally 3.5% more, plus certain other adjustments.

There are situations where the No-New-Revenue (NNR) rate can actually be higher than the Voter-Approval Rate (VAR). Most common reason for this uncommon situation is the significant reduction in the amount required for principal and interest payments due on tax supported debt from the current tax year to the new tax year.

The 2026 No-New-Revenue (NNR) property tax rate for the City of Kyle is expected to be higher than the Voter-Approval Rate (VAR). This is primarily attributable to a significant reduction in debt service requirements resulting from Council-approved bond defeasance actions completed in 2026.

PROPERTY TAX RATE INFORMATION FOR FISCAL YEAR 2026-27:

The City's certified net taxable assessed valuation for 2026 is approximately $6.40 billion, representing a decrease of approximately $133.4 million, or 2.06 percent, compared to the prior year. The change in the base valuation for the City's Tax Increment Reinvestment Zone No. 4 (TIRZ #4) also changed the City's portion of the net taxable assessed valuation for 2026.

The City's current adopted property tax rate is $0.5957 per $100 of taxable assessed valuation. The calculated tax rates for Tax Year 2026 or Fiscal Year 2026-27 are as follows:

- No-New-Revenue Tax Rate: $0.6322 per $100 taxable assessed valuation.
- Voter-Approval Tax Rate: $0.5650 per $100 taxable assessed valuation.
- Proposed Tax Rate Option #1: $0.5600 per $100 taxable assessed valuation.
- Proposed Tax Rate Option #2: $0.5340 per $100 taxable assessed valuation.

PROPOSED TAX RATE OPTION #1:

Under Option #1, the total tax rate would decrease by approximately $0.0357 per $100 valuation, representing a 5.99 percent reduction from the current adopted tax rate. Based on the 2026 average value of a home in Kyle, Option #1 would reduce the City property tax bill on an average valued home by approximately $189.19 or 11.44 percent as compared to the prior year.

PROPOSED TAX RATE OPTION #2:

Under Option #2, the total tax rate would decrease by approximately $0.0617 per $100 valuation, representing a 10.36 percent reduction from the current adopted tax rate. Based on the 2026 average value of a home in Kyle, Option #2 would reduce the City property tax bill on an average valued home by approximately $257.19 or 15.55 percent as compared to the prior year.

LOOKING AHEAD TO FISCAL YEAR 2026-27:

While the proposed Fiscal Year 2026-27 tax rate options reflect reduced debt service requirements, staff anticipates that property tax rates will increase in Fiscal Year 2027-28 as the City issues additional general obligation and certificate of obligation debt for voter-approved capital projects and other infrastructure improvements.

These projects include General obligation and certificates of obligation bonds will need to be issued for capital projects such as road bond projects including Vybe trails, street improvements, pedestrian crossing improvements, sidewalks, intersection improvements, animal shelter, parks improvements, and other capital investments.

For Year 1 or Fiscal Year 2026-27, our focus has been to structurally balance and restore reserves in the City's four primary operating funds – General Fund, Water Utility Fund, Wastewater Utility Fund, and Storm Drainage Utility Fund.

For Year 2 or Fiscal Year 2027-28, our focus will shift to the City's capital improvement program funds and associated debt service funds to address the impact of the defeasance of bonds in 2025 and 2026 and the timing and sizing of new bond debt issuances in 2027 and 2028.

NEXT STEPS:

Public hearings and readings of Ordinances associated with the Fiscal Year 2026-27 budget and tax rate adoption process are currently scheduled for September 5 and September 15, 2026, as follows:

- ❑ Saturday, September 5, 2026 (5:30 p.m.)
  - Public Hearings - Budget, Fees, Utility Rates, & Property Tax Rates
  - 1st Reading: Budget Adoption Ordinance
  - 1st Reading: Property Tax Rate Adoption Ordinance
  - 1st Reading: Property Tax Increase Ratification Ordinance
- ❑ Tuesday, September 15, 2026 (7:00 p.m.)
  - Public Hearings - Budget, Fees, Utility Rates, & Property Tax Rates
  - 2nd Reading: Budget Adoption Ordinance
  - 2nd Reading: Property Tax Rate Adoption Ordinance
  - 2nd Reading: Property Tax Increase Ratification Ordinance

PRIOR ACTION/INPUT (COUNCIL, BOARDS, CITIZENS):

On August 1, 2026, the Interim City Manager presented to the City Council the recommended proposed budget for Fiscal Year 2026-27. This presentation included preliminary discussions pertaining to the City's property valuation information for Tax Year 2026 or Fiscal Year 2026-27 and the current adopted tax rates.

STAFF CONTACT:

Name: Perwez A. Moheet, CPA
Title: Interim City Manager & Director of Finance
Email: pmoheet@cityofkyle.com
Phone: (512) 262-1010

THIS STAFF MEMO WAS UPDATED FOR TIRZ #4 FINAL BASE VALUATION INFORMATION, RESULTING CHANGE IN TAX RATES, & REPOSTED ON 8-12-2026.

Property Tax Rates Information For Fiscal Year 2026-27

(Updated & Reposted on 8-12-2026)

City Council Meeting: August 13, 2026

Presented By: Perwez A. Moheet, CPA, Interim City Manager & Director of Finance

Presentation Outline

1. Background – Property Tax Information
2. Taxable Assessed Valuation & Property Tax Rates
3. Looking Ahead to Fiscal Year 2027-28
4. Next Steps
5. Questions & City Council Direction

1. Background - Property Tax Information

Ad Valorem Tax Rates Or Property Tax Rates

- Senate Bill 2, in the 86th legislative session (2019) made significant property tax reform including changes to the Truth-in-Taxation (TNT) process.

❑ Effective Tax Rate	=	No-New-Revenue Tax Rate
❑ Rollback Tax Rate	=	Voter-Approval Tax Rate
❑ Maintenance & Operation Rate	=	No-New-Revenue Maintenance & Operations (M&O) Tax Rate
❑ New Tax Rate	=	De Minimis Tax Rate
❑ New Tax Rate	=	Unused Increment Tax Rate

Ad Valorem Tax Rates Or Property Tax Rates (Continued)

- No-New-Revenue Tax Rate:

  A total tax rate that would provide a local taxing unit such as a City or County with approximately the same amount of property tax revenue as the previous year, using the same properties taxed in the prior tax year.

- Voter-Approval Tax Rate:

  A total tax rate calculated and derived using a specific formula, that if exceeded by a local government when adopting its property tax rate, an automatic election is triggered for voters to approve or reject the increase.

Ad Valorem Tax Rates Or Property Tax Rates (Continued)

What adopted tax rates trigger an election?

- If the adopted tax rate is:
  - BELOW Voter-Approval Tax Rate = No Election Required
  - ABOVE Voter-Approval Tax Rate = Election Required
  - BELOW No-New-Revenue Rate & BELOW Voter-Approval Rate = No Election Required

Ad Valorem Tax Rates Or Property Tax Rates

- Property tax rates are typically expressed in up to six places after the decimal. For example, $0.123456 per $100 of taxable assessed valuation (TAV).
- Refresher using $0.123456 per $100/TAV:

Decimal Place	Fraction Value	Example $0.123456
1st Place	Tenths (1/10)	$0.100000
2nd Place	Hundredths (1/100)	$0.120000
3rd Place	Thousandths (1/1000)	$0.123000
4th Place	Ten-Thousandths (1/10,000)	$0.123400
5th Place	Hundred-thousandths (1/100,000)	$0.123450
6th Place	Millionths (1/1,000,000)	$0.123456

- $0.123456 = "One hundred twenty-three thousand four hundred fifty-six millionths of a dollar" because the last digit is in the <u>millionths</u> place.

City's Approved Property Tax Rates For Tax Year 2025 (FY 2025-26)

- Total property tax rate is comprised of two separate component rates.
- Using the City of Kyle's total approved tax rate of $0.5957 per $100 of taxable assessed valuation (TAV) for Tax Year 2025 or Fiscal Year 2025-26, below are the two rate components:

2025 PROPERTY TAX RATES FOR CITY OF KYLE		
	FY 2025-26 Tax Rate	Prior Year Tax Rate
Maintenance & Operations (M&O) Rate	$0.3212	$0.2889
Interest & Sinking (I&S) Rate	$0.2745	$0.1804
Total Property Tax Rate Per $100/TAV	**$0.5957**	**$0.4693**

Property Tax Rate History

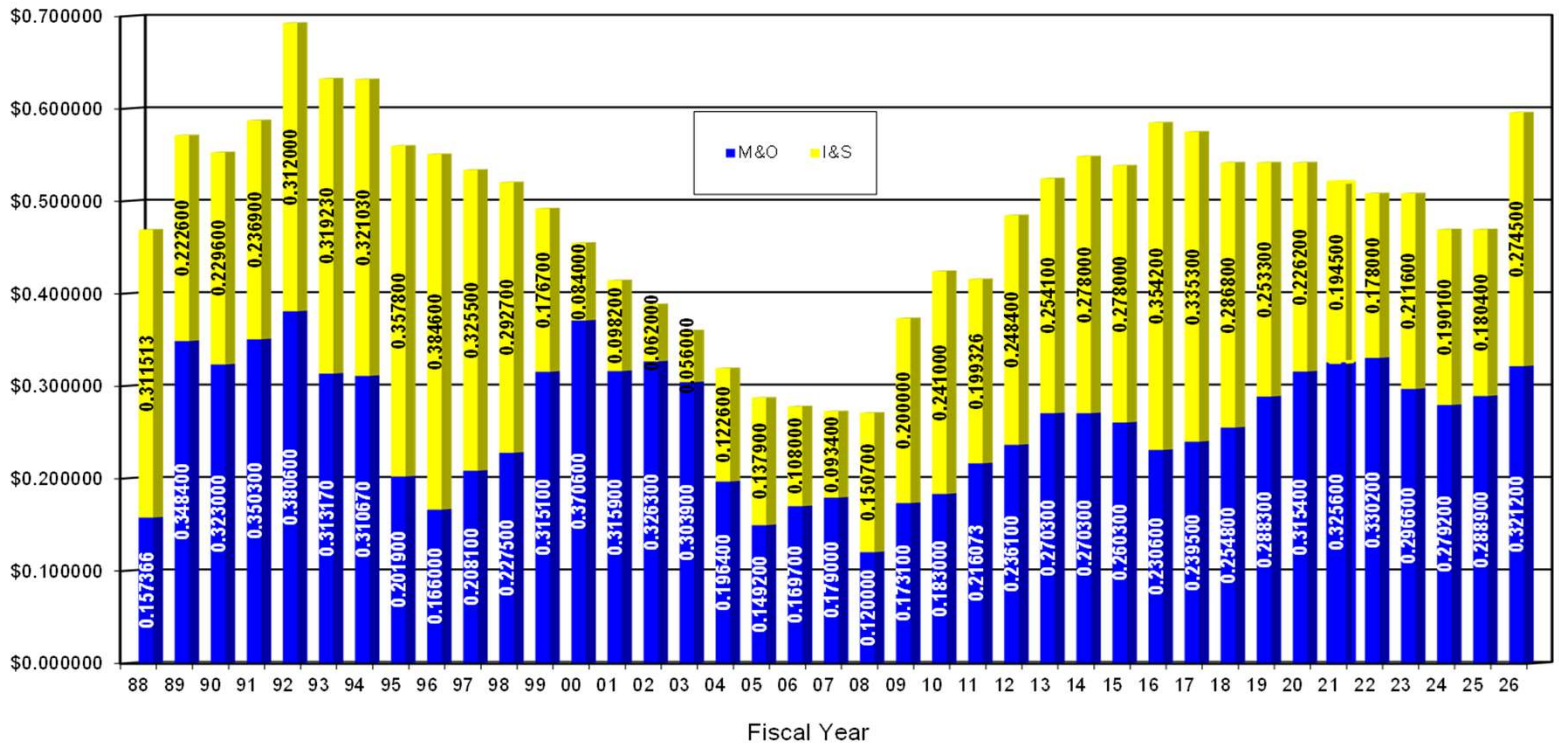

Comparison of Current Property Tax Rates – Fiscal Year 2026

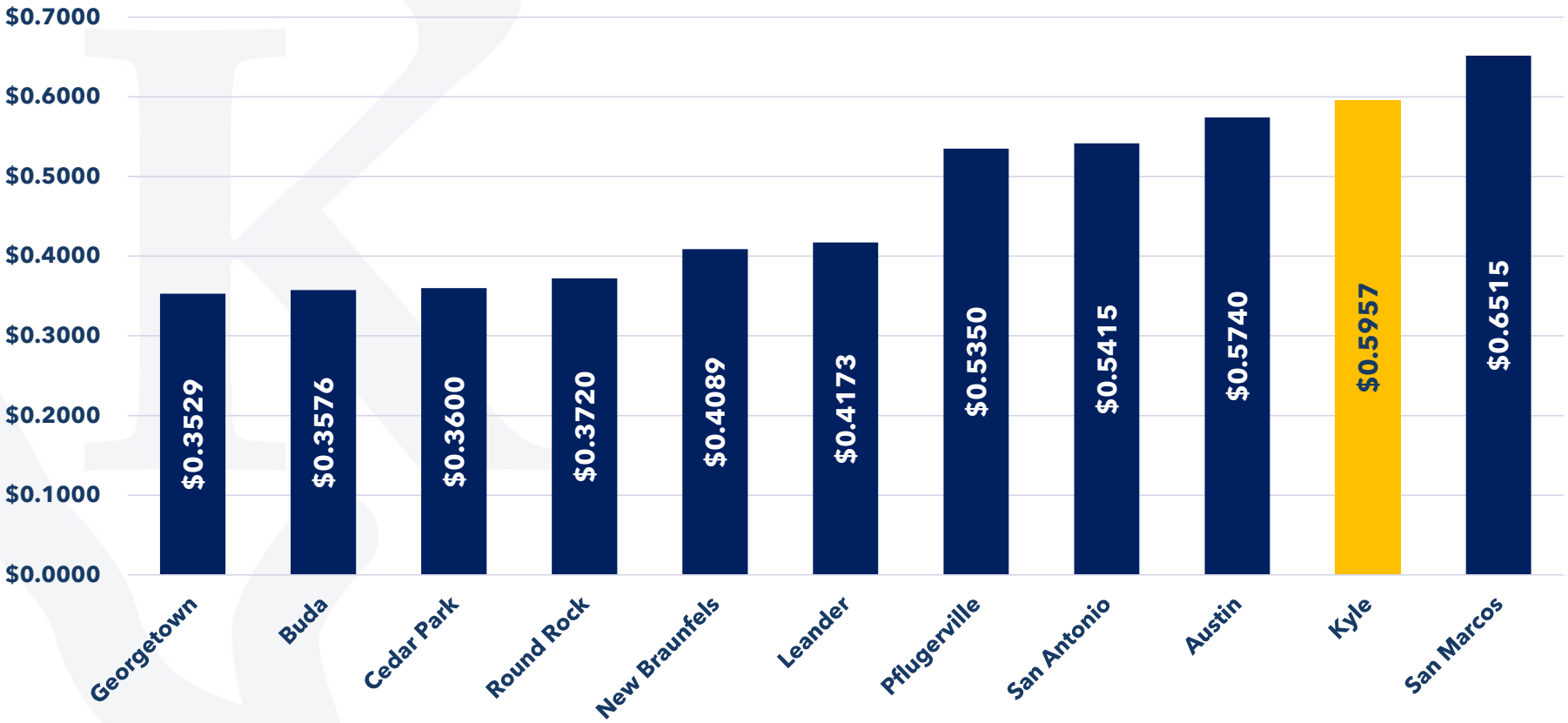

2. Taxable Assessed Valuation & Property Tax Rates

About 2026 Property Tax Rates Information Presented Today

- In 2024, the City expanded the boundaries for TIRZ #4 to include significantly more tracts of land and also increased its tax revenue increment participation rate from 40% to 50%. (Refer to Exhibit 3 of Agenda Item)
- Our sincere appreciation and thanks to Hays Central Appraisal District staff who assisted in reconciling and providing the final determination of base valuation for City's Tax Increment Reinvestment Zone No. 4 (TIRZ #4) on August 12, 2026.
- Final determination of base valuation for TIRZ#4 impacted all property tax rate calculations including:
  - No-New-Revenue Tax Rates
  - Voter-Approval Tax Rates
  - Proposed Tax Rates

An Unusual Property Tax Rate Situation For City of Kyle

- No-New-Revenue (NNR) property tax rate is usually lower than the Voter-Approval Rate (VAR) for a municipal government.
- Voter-Approval Rate (VAR) is typically higher because the VAR allows the City to collect additional maintenance and operations revenue generally 3.5% more, plus certain other adjustments.
- There are situations where the No-New-Revenue (NNR) rate can actually be higher than the Voter-Approval Rate (VAR).
- 2026 No-New-Revenue (NNR) property tax rate for the City of Kyle is expected to be higher than the Voter-Approval Rate (VAR).
- Most common reason for this uncommon situation is the significant reduction in the amount required for principal and interest payments due on tax supported debt from the current tax year to the new tax year. (Council approved bond debt defeasance in 2026)

2026 Certified Taxable Assessed Valuation - NET

2026 CHANGE IN TAXABLE ASSESSED VALUATION* (NET OF ALL 6 TIRZ)	
2026 Total Certified Taxable Assessed Valuation* (Net)	$6,346,275,039
2025 Total Certified Taxable Assessed Valuation* (Net)	$6,479,620,260
$ Decrease in 2026 Certified Taxable Assessed Valuation* (Net)	($133,345,221)
% Decrease in 2026 Certified Taxable Assessed Valuation* (Net)	(2.06%)

*Based on 2026 TNT Information Provided by HCTAC.

2026 Property Tax Rates

2026 PROPERTY TAX RATES FOR CITY OF KYLE					
	Current Tax Rate	No-New-Revenue Tax Rate	Voter-Approval Tax Rate	Proposed Tax Rate Option #1	Proposed Tax Rate Option #2
Maintenance & Operations (M&O) Rate	$0.3212	$0.4409	$0.3737	$0.3687	$0.3427
Interest & Sinking (I&S) Rate	$0.2745	$0.1913	$0.1913	$0.1913	$0.1913
Total Property Tax Rate Per $100/TAV	$0.5957	$0.6322	$0.5650	$0.5600	$0.5340
$ Change From Adopted Tax Rate:	N/A	+$0.0365	-$0.0307	-$0.0357	-$0.0617
% Change From Adopted Tax Rate:	N/A	+6.13%	-5.15%	-5.99%	-10.36%

2026 No-New-Revenue Tax Rate

NO-NEW-REVENUE TAX RATES

	Comparison of No-New-Revenue & Current Adopted Tax Rates				Tax Revenues Included in Budget & NNR Tax Rate Based Revenues			
	FY 2026-27 NNR Tax Rate	Current Adopted Tax Rate	$ Increase / (Decrease) From Current Tax Rate	% Increase / (Decrease) From Current Tax Rate	Included In ICM's Proposed Budget	Estimated Revenues @ NNR Tax Rate	$ Variance From Proposed Budget	% Variance From Proposed Budget
Maintenance & Operations	$ 0.440900	$0.321200	$ 0.119700	37.27%	$ 21,450,300	$ 27,779,175	$ 6,328,875	29.50%
Interest & Sinking	$ 0.191300	$0.274500	$ (0.083200)	-30.31%	$ 12,141,797	$ 12,052,974	$ (88,823)	-0.73%
Total:	$ 0.632200	$0.595700	$ 0.036500	6.13%	$ 33,592,097	$ 39,832,150	$ 6,240,053	18.58%

2026 Voter-Approval Tax Rate

VOTER-APPROVAL TAX RATES

	Comparison of Voter-Approval & Current Adopted Tax Rates				Tax Revenues Included in Budget & V-A Rate Based Revenues			
	FY 2026-27 Voter-Approval Tax Rate	Current Adopted Tax Rate	$ Increase / (Decrease) From Current Tax Rate	% Increase / (Decrease) From Current Tax Rate	Included In ICM's Proposed Budget	Estimated Revenues @ V-A Tax Rate	$ Variance From Proposed Budget	% Variance From Proposed Budget
Maintenance & Operations	$ 0.373700	$0.321200	$ 0.052500	16.34%	$ 21,450,300	$ 23,545,198	$ 2,094,898	9.77%
Interest & Sinking	$ 0.191300	$0.274500	$ (0.083200)	-30.31%	$ 12,141,797	$ 12,052,974	$ (88,823)	-0.73%
Total:	$ 0.565000	$0.595700	$ (0.030700)	-5.15%	$ 33,592,097	$ 35,598,172	$ 2,006,075	5.97%

2026 Proposed Property Tax Rate – Option #1

PROPOSED PROPERTY TAX RATES - OPTION #1

	Comparison of Proposed OPT #1 & Current Adopted Tax Rates				Tax Revenues Included in Budget & OPT #1 Rate Based Revenues			
	FY 2026-27 Proposed #1 Tax Rate	Current Adopted Tax Rate	$ Increase / (Decrease) From Current Tax Rate	% Increase / (Decrease) From Current Tax Rate	Included In ICM's Proposed Budget	Estimated Revenues @ Proposed Rate	$ Variance From Proposed Budget	% Variance From Proposed Budget
Maintenance & Operations	$ 0.368700	$0.321200	$ 0.047500	14.79%	$ 21,450,300	$ 23,230,170	$ 1,779,870	8.30%
Interest & Sinking	$ 0.191300	$0.274500	$ (0.083200)	-30.31%	$ 12,141,797	$ 12,052,974	$ (88,823)	-0.73%
Total:	$ 0.560000	$0.595700	$ (0.035700)	-5.99%	$ 33,592,097	$ 35,283,144	$ 1,691,047	5.03%

2026 Proposed Property Tax Rate – Option #2

PROPOSED PROPERTY TAX RATES - OPTION #2

	Comparison of Proposed OPT #2 & Current Adopted Tax Rates				Tax Revenues Included in Budget & OPT #2 Rate Based Revenues			
	FY 2026-27 Proposed #2 Tax Rate	Current Adopted Tax Rate	$ Increase / (Decrease) From Current Tax Rate	% Increase / (Decrease) From Current Tax Rate	Included In ICM's Proposed Budget	Estimated Revenues @ Proposed Rate	$ Variance From Proposed Budget	% Variance From Proposed Budget
Maintenance & Operations	$ 0.342700	$0.321200	$ 0.021500	6.69%	$ 21,450,300	$ 21,592,024	$ 141,724	0.66%
Interest & Sinking	$ 0.191300	$0.274500	$ (0.083200)	-30.31%	$ 12,141,797	$ 12,052,974	$ (88,823)	-0.73%
Total:	$ 0.534000	$0.595700	$ (0.061700)	-10.36%	$ 33,592,097	$ 33,644,998	$ 52,901	0.16%

2026 Change in Average Tax Bill For Home - Option #1

2026 CHANGE IN AVERAGE HOME TAXABLE VALUATION & TAX BILL					
Tax Year	Average Home Value	Tax Rate	Tax Levy	Homestead Reduction	Average Net Tax Bill
2026	$301,530	$0.5600	$1,688.57	($224.00)	$1,464.57
2025	$317,616	$0.5957	$1,892.04	($238.28)	$1,653.76
$ Proposed Change	($16,086)	($0.0357)	($203.47)	($14.28)	($189.19)
% Proposed Change	(5.06%)	(5.99%)	(10.75%)	(5.99%)	(11.44%)

2026 Change in Average Tax Bill For Home - Option #2

2026 CHANGE IN AVERAGE HOME TAXABLE VALUATION & TAX BILL					
Tax Year	Average Home Value	Tax Rate	Tax Levy	Homestead Reduction	Average Net Tax Bill
2026	$301,530	$0.5340	$1,610.17	($213.60)	$1,396.57
2025	$317,616	$0.5957	$1,892.04	($238.28)	$1,653.76
$ Proposed Change	($16,086)	($0.0617)	($281.87)	($24.68)	($257.19)
% Proposed Change	(5.06%)	(10.36%)	(14.90%)	(10.36%)	(15.55%)

3. Looking Ahead to Fiscal Year 2027-28

Looking Ahead To Fiscal Year 2027-28

- Property tax rate is expected to increase in Fiscal Year 2027–28 due to future debt service requirements.
  - General obligation & certificates of obligation bonds will need to be issued for capital projects such as road bond projects including Vybe trails, street improvements, pedestrian crossing improvements, sidewalks, intersection improvements, animal shelter, parks improvements, etc.

Looking Ahead To Fiscal Year 2027-28 (Continued)

- For Year 1 (Fiscal Year 2026-27):

  Our focus has been to structurally balance and restore reserves in the City's four primary operating funds – General Fund, Water Utility Fund, Wastewater Utility Fund, and Storm Drainage Utility Fund.

- For Year 2 (Fiscal Year 2027-28):

  Our focus will be on the City's capital improvement program funds and associated debt service funds to address the impact of defeasance of bonds in 2025 & 2026 and the timing and sizing of new bond debt issuances in 2027 & 2028.

4. Next Steps

Next Steps

❑ **Thursday, August 13, 2026 (6:00 p.m.)**

- Update on 2026 Cost of Service Study Results & Rate Recommendations for Water & Wastewater Service - (Raftelis Financial, City's Rate Consultant)
- Review Certified Property Tax Rate Calculations Received From Hays County Tax Assessor-Collector (HCTAC)
- Approval of Resolution to Consider Adopting Tax Rate At A Future City Council Meeting

Next Steps - Continued

❑ **Saturday, September 5, 2026 (5:30 p.m.)**

- Public Hearings - Budget, Fees, Utility Rates, & Property Tax Rates
- 1st Reading: Budget Adoption Ordinance
- 1st Reading: Property Tax Rate Adoption Ordinance
- 1st Reading: Property Tax Increase Ratification Ordinance

❑ **Tuesday, September 15, 2026 (7:00 p.m.)**

- Public Hearings - Budget, Fees, Utility Rates, & Property Tax Rates
- 2nd Reading: Budget Adoption Ordinance
- 2nd Reading: Property Tax Rate Adoption Ordinance
- 2nd Reading: Property Tax Increase Ratification Ordinance

5. Questions & City Council Direction

ORDINANCE NO. _____

AN ORDINANCE OF THE CITY OF KYLE, TEXAS FIXING THE AD VALOREM TAX RATE AT $0.5600 PER $100 OF TAXABLE ASSESSED VALUATION FOR TAX YEAR 2026 (FISCAL YEAR 2026-27), WHICH CONSISTS OF A MAINTENANCE AND OPERATIONS (M&O) TAX RATE OF $0.3687 PER $100 OF TAXABLE ASSESSED VALUATION AND AN INTEREST AND SINKING FUND TAX RATE OF $0.1913 PER $100 OF TAXABLE ASSESSED VALUATION, EACH OF WHICH IS SEPARATELY APPROVED; PROVIDING FOR THE LEVYING OF AD VALOREM TAXES FOR USE AND SUPPORT OF THE MUNICIPAL GOVERNMENT OF THE CITY FOR THE FISCAL YEAR BEGINNING OCTOBER 1, 2026 AND ENDING SEPTEMBER 30, 2027; PROVIDING FOR APPORTIONING EACH LEVY FOR SPECIFIC PURPOSES; AND PROVIDING WHEN TAXES SHALL BECOME DUE AND WHEN SAME SHALL BECOME DELINQUENT IF NOT PAID.

Whereas, the City Council of the City of Kyle, Texas approved the municipal budget for the Fiscal Year beginning October 1, 2026 and ending September 30, 2027; and

Whereas, it is necessary that an Ordinance be passed levying an ad valorem tax on all property, both real and personal, within the corporate limits of the City of Kyle, Texas in accordance with such budget and the Texas Tax Code; and

Whereas, this Ordinance sets a total tax rate of $0.560000 per $100 of taxable assessed valuation, that if applied to the total taxable value, will levy an amount of taxes to fund operations and maintenance (M&O) expenditures and to fund interest and sinking (I&S) requirements of the City for Fiscal Year 2026-27; and

Whereas, all required public notice of the tax rate and public hearing was published in the City's newspaper of record, Hays Free Press.

NOW, THEREFORE, BE IT ORDAINED BY THE CITY COUNCIL OF THE CITY OF KYLE, TEXAS:

Section 1. <u>Tax Levy</u>

There is hereby levied and there shall be collected for the Maintenance and Operations (use and support) of the municipal government of the City of Kyle (herein the "City") and to provide an Interest and Sinking Fund for Fiscal Year 2026-27, upon all property, real,

personal and mixed, within the corporate limits of said City on January 1, 2026 subject to taxation, a tax of $0.560000 on each $100.00 of taxable assessed valuation of property, said tax being so levied and apportioned to the specific purposes here set forth:

1. For the Maintenance and Operation support of the general government (General Fund), $0.368700 on each $100.00 of taxable assessed valuation of property; and
2. For the Interest and Sinking Fund, $0.191300 on each $100.00 of taxable assessed valuation of property.

Section 2. <u>Approval of Maintenance and Operations Tax</u>

There is hereby levied, to be assessed and collected in current money of the United States of America, for the use of the City of Kyle, Texas, for the tax year 2026 and for each succeeding tax year thereafter, until otherwise provided and ordained, an annual ad valorem tax of $0.368700 on each one hundred dollar value on all property, real, personal, and mixed, located within the City of Kyle upon which a tax is authorized to be levied by law for the defrayment of current expenses of the government of the City of Kyle. Said tax shall be assessed upon 100 percent of the market value of property subject thereto.

Section 3. <u>Approval of Interest and Sinking Fund Tax</u>

There is hereby levied, to be assessed and collected in current money of the United States of America, for the use of the City of Kyle, Texas, for the tax year 2026 and for each succeeding tax year thereafter, until otherwise provided and ordained, an annual ad valorem tax of $0.191300 on each one hundred dollar value on all property, real, personal, and mixed, located within the City of Kyle upon which a tax is authorized to be levied by law. Said tax shall be assessed upon 100 percent of the market value of property subject thereto, said taxes to be appropriated for the purpose of creating a sinking fund to pay the interest and principal maturities on all outstanding City of Kyle bonds and indebtedness not otherwise provided for.

Section 4. <u>Tax Rates</u>

The City of Kyle's ad valorem tax rate (property tax rate) for Tax Year 2026 (Fiscal Year 2026-27) of $0.560000 on each $100.00 of taxable assessed valuation of property as hereby set for levy is less than or higher when compared to the following tax rates:

1. The total tax rate of $0.560000 on each $100.00 taxable assessed valuation of property for Tax Year 2026 (Fiscal Year 2026-27) is $0.35700 per $100.00 or 5.99% lower than the total adopted tax rate of $0.595700 per $100.00 for Tax Year 2025 (Fiscal Year 2025-26).

2. The total tax rate of $0.560000 on each $100.00 of taxable assessed valuation of property for Tax Year 2026 (Fiscal Year 2026-27) is $0.005000 per $100

less than the Voter-Approval tax rate of $0.565000 per $100.00 of taxable assessed valuation of property for Tax Year 2026 (Fiscal Year 2026-27).

3. The total tax rate of $0.560000 on each $100.00 of taxable assessed valuation of property for Tax Year 2026 is $0.072200 per $100.00 or 11.42% lower than the No-New-Revenue tax rate of $0.632200 per $100.00 assessed valuation of property for Tax Year 2026 (Fiscal Year 2026-27).

4. THIS TAX RATE WILL RAISE MORE TAX REVENUES FOR MAINTENANCE AND OPERATIONS THAN LAST YEAR'S TAX RATE.

Section 5. Taxes Due and Payable.

The ad valorem taxes (property taxes) levied under this Ordinance shall be due and payable on October 1, 2026, and if not paid on or before January 31, 2027, shall immediately become delinquent.

Section 6. Tax Lien.

All taxes shall become a lien upon the property against which assessed, and the Hays County Tax Office as the assessor and collector for the City of Kyle is hereby authorized and empowered to enforce the collection of such taxes according to the Constitution and laws of the State of Texas and Ordinances of the City, and shall, by virtue of the tax rolls, fix and establish a lien by levying upon such property, whether real or personal, for the payment of said taxes, penalty and interest, and the interest and penalty collected from such delinquent taxes shall be apportioned to the General Fund of the City. All delinquent taxes shall bear interest from date of delinquency at the rate as prescribed by state law.

Section 7. Public Hearings.

The City Council held two (2) separate public hearings specifically on the City's proposed ad valorem tax rate (property tax rate) for Tax Year 2026 (Fiscal Year 2026-27). These two separate public hearings on the City's proposed property tax rates were held on September 5, 2026 and September 15, 2026, to obtain and receive comments and recommendations from Kyle taxpayers, ratepayers, residents, businesses, and other interested persons.

The one required public hearing, in compliance with the requirements specified under Chapter 26 of the Texas Tax Code, on the proposed ad valorem tax rate (property tax rate) for Tax Year 2026 (Fiscal Year 2026-27) for the City of Kyle was held by the City Council at 7:00 p.m., on September 15, 2026, at Kyle City Hall located at 100 W. Center Street, Kyle, Texas 78640.

Section 8. Effective Date.

This Ordinance shall take effect immediately from and after its passage.

Section 9. <u>Open Meetings</u>.

It is hereby officially found and determined that the meeting at which this Ordinance is passed was open to the public as required and that public notice of the time, place, and purpose of said meeting was given as required by the Open Meetings Act.

PASSED AND APPROVED on 1st reading this 5th day of September 2026.

PASSED AND FINALLY APPROVED on 2nd reading this 15th day of September 2026.

CITY OF KYLE, TEXAS

_____
Yvonne Flores-Cale, Mayor

ATTEST:

_____
Jennifer Kirkland, City Secretary

2026 Tax Rate Calculation Worksheet
Taxing Units Other Than School Districts or Water Districts

Form 50-856

City of Kyle
Taxing Unit Name

(512) 262-1010
Phone *(area code and number)*

100 W. Center Street, Kyle, TX, 78640
Taxing Unit's Address, City, State, ZIP Code

http://www.cityofkyle.com
Taxing Unit's Website Address

GENERAL INFORMATION: Tax Code Section 26.04(c) requires an officer or employee designated by the governing body to calculate the no-new-revenue (NNR) tax rate and voter-approval tax rate for the taxing unit. These tax rates are expressed in dollars per $100 of taxable value calculated. The calculation process starts after the chief appraiser delivers to the taxing unit the certified appraisal roll and the estimated values of properties under protest. The designated officer or employee shall certify that the officer or employee has accurately calculated the tax rates and used values shown for the certified appraisal roll or certified estimate. The officer or employee submits the rates to the governing body by Aug. 7 or as soon thereafter as practicable.

School districts do not use this form, but instead use Comptroller Form 50-859 *Tax Rate Calculation Worksheet, School District without Chapter 313 and JETI Agreements* or Comptroller Form 50-884 *Tax Rate Calculation Worksheet, School District with Chapter 313 and JETI Agreements.*

Water districts as defined under Water Code Section 49.001(1) do not use this form, but instead use Comptroller Form 50-858 *Water District Voter-Approval Tax Rate Worksheet for Low Tax Rate and Developing Districts* or Comptroller Form 50-860 *Developed Water District Voter-Approval Tax Rate Worksheet.*

The Comptroller's office provides this worksheet to assist taxing units in determining tax rates. The information provided in this worksheet is offered as technical assistance and not legal advice. Taxing units should consult legal counsel for interpretations of law regarding tax rate preparation and adoption.

Taxing units must include a hyperlink to a document that evidences the accuracy of each entry in the worksheet other than an entry making a mathematical calculation.[1] Source materials must contain data for all worksheets used, including supplemental worksheets.

Insert hyperlink:

https://www.cityofkyle.gov/city-hall/financial-services/fiscal-year-2026-27-proposed-budget/truth-in-taxation-information-2026/

SECTION 1: No-New-Revenue Tax Rate

The NNR tax rate enables the public to evaluate the relationship between taxes for the prior year and for the current year based on a tax rate that would produce the same amount of taxes (no new taxes) if applied to the same properties that are taxed in both years. When appraisal values increase, the NNR tax rate should decrease.

The NNR tax rate for a county is the sum of the NNR tax rates calculated for each type of tax the county levies.

While uncommon, it is possible for a taxing unit to provide an exemption for only maintenance and operations taxes. In this case, the taxing unit will need to calculate the NNR tax rate separately for the maintenance and operations tax and the debt tax, then add the two components together.

Line	No-New-Revenue Tax Rate Worksheet	Amount/Rate
1.	**Prior year total taxable value.** Enter the amount of the prior year taxable value on the prior year tax roll today. Include any adjustments since last year's certification; exclude Tax Code Section 25.25(d) one-fourth and one-third over-appraisal corrections from these adjustments. Exclude any property value subject to an appeal under Chapter 42 as of July 25 (will add undisputed value in Line 6). This total includes the taxable value of homesteads with tax ceilings (will deduct in Line 2) and the captured value for tax increment financing (adjustment is made by deducting TIF taxes, as reflected in Line 17).[2]	$ 7,156,515,237
2.	**Prior year tax ceilings.** Counties, cities and junior college districts. Enter the prior year total taxable value of homesteads with tax ceilings. These include the homesteads of homeowners age 65 or older or disabled. Other taxing units enter 0. If your taxing unit adopted the tax ceiling provision last year or a prior year for homeowners age 65 or older or disabled, use this step.[3]	$ 0
3.	**Preliminary prior year adjusted taxable value.** Subtract Line 2 from Line 1.	$ 7,156,515,237
4.	**Prior year total adopted tax rate.**	$ 0.5957 /$100
5.	**Prior year taxable value lost because court appeals of ARB decisions reduced the prior year's appraised value.** **A. Original prior year ARB values:** ..... $ 189,434,626 **B. Prior year values resulting from final court decisions:** ..... - $ 179,141,139 **C. Prior year value loss.** Subtract B from A.[4]	$ 10,293,487

[1] Tex. Tax Code §§5.07(g)(4) and 26.04(d-1)
[2] Tex. Tax Code §26.012(14)
[3] Tex. Tax Code §26.012(14)
[4] Tex. Tax Code §26.012(13)

Line	No-New-Revenue Tax Rate Worksheet	Amount/Rate
6.	**Prior year taxable value subject to an appeal under Chapter 42, as of July 25.** **A. Prior year ARB certified value:** $ 181,310,930 **B. Prior year disputed value:** - $ 18,131,093 **C. Prior year undisputed value.** Subtract B from A. [5]	$ 163,179,837
7.	**Prior year Chapter 42 related adjusted values.** Add Line 5C and Line 6C.	$ 173,473,324
8.	**Prior year taxable value, adjusted for actual and potential court-ordered adjustments.** Add Line 3 and Line 7.	$ 7,329,988,561
9.	**Prior year taxable value of property in territory the taxing unit deannexed after Jan. 1 of the prior year.** Enter the prior year value of property in deannexed territory. [6]	$ 0
10.	**Prior year taxable value lost because property first qualified for an exemption in the current year.** If the taxing unit increased an original exemption, use the difference between the original exempted amount and the increased exempted amount. Do not include value lost due to freeport, goods-in-transit, temporary disaster exemptions. Note that lowering the amount or percentage of an existing exemption in the current year does not create a new exemption or reduce taxable value. **A. Absolute exemptions.** Use prior year market value: $ 340,402 **B. Partial exemptions.** Current year exemption amount or current year percentage exemption times prior year value: + $ 71,585,470 **C. Value loss.** Add A and B. [7]	$ 71,925,872
11.	**Prior year taxable value lost because property first qualified for agricultural appraisal (1-d or 1-d-1), timber appraisal, recreational/scenic appraisal or public access airport special appraisal in the current year.** Use only properties that qualified for the first time in the current year; do not use properties that qualified in the prior year. **A. Prior year market value:** $ 0 **B. Current year productivity or special appraised value:** - $ 0 **C. Value loss.** Subtract B from A. [8]	$ 0
12.	**Total adjustments for lost value.** Add Lines 9, 10C and 11C.	$ 71,925,872
13.	**Prior year captured value of property in a TIF.** Enter the total value of the prior year captured appraised value of property taxable by a taxing unit in a tax increment financing zone for which the prior year taxes were deposited into the tax increment fund. [9] If the taxing unit has no captured appraised value in line 18D, enter 0.	$ 778,442,429
14.	**Prior year total value.** Subtract Line 12 and Line 13 from Line 8.	$ 6,479,620,260
15.	**Adjusted prior year total levy.** Multiply Line 4 by Line 14 and divide by $100.	$ 38,599,097
16.	**Taxes refunded for years preceding the prior tax year.** Enter the amount of taxes refunded by the taxing unit for tax years preceding the prior tax year. Types of refunds include court decisions, Tax Code Section 25.25(b) and (c) corrections and Tax Code Section 31.11 payment errors. Do not include refunds for the prior tax year. This line applies only to tax years preceding the prior tax year. [10]	$ 260,288
17.	**Adjusted prior year levy with refunds.** Add Lines 15 and 16. [11]	$ 38,859,385

[5] Tex. Tax Code §26.012(13)
[6] Tex. Tax Code §26.012(15)
[7] Tex. Tax Code §26.012(15)
[8] Tex. Tax Code §26.012(15)
[9] Tex. Tax Code §26.03(c)
[10] Tex. Tax Code §26.012(13)
[11] Tex. Tax Code §26.012(13) and (15)

Line	No-New-Revenue Tax Rate Worksheet	Amount/Rate
18.	**Total current year taxable value on the current year certified appraisal roll today.** This value includes only certified values or certified estimate of values and includes the total taxable value of homesteads with tax ceilings (will deduct in Line 20). These homesteads include homeowners age 65 or older or disabled. [12] **A. Certified values:** ..... $ 7,049,842,804 **B. Counties:** Include railroad rolling stock values certified by the Comptroller's office: ..... + $ 0 **C. Pollution control and energy storage system exemption:** Deduct the value of property exempted for the current tax year for the first time as pollution control or energy storage system property: ..... - $ 0 **D. Tax increment financing:** Deduct the current year captured appraised value of property taxable by a taxing unit in a tax increment reinvestment zone for which the current year taxes will be deposited into the tax increment fund. Do not include any new property value that will be included in Line 24 below. [13] Adjustments to the taxable value must be calculated separately for each reinvestment zone using Form 50-110.[14] Enter the total from Form 50-110 ..... - $ 770,735,991 **E. Total current year value.** Add A and B, then subtract C and D.	$ 6,279,106,813
19.	**Total value of properties under protest or not included on certified appraisal roll.** [15] **A. Current year taxable value of properties under protest.** The chief appraiser certifies a list of properties still under ARB protest. The list shows the appraisal district's value and the taxpayer's claimed value, if any, or an estimate of the value if the taxpayer wins. For each of the properties under protest, use the lowest of these values. Enter the total value under protest. [16] ..... $ 67,168,226 **B. Current year value of properties not under protest or included on certified appraisal roll.** The chief appraiser gives taxing units a list of those taxable properties that the chief appraiser knows about but are not included in the appraisal roll certification. These properties also are not on the list of properties that are still under protest. On this list of properties, the chief appraiser includes the market value, appraised value and exemptions for the preceding year and a reasonable estimate of the market value, appraised value and exemptions for the current year. Use the lower market, appraised or taxable value (as appropriate). Enter the total value of property not on the certified roll. [17] ..... + $ 0 **C. Total value under protest or not certified.** Add A and B.	$ 67,168,226
20.	**Current year tax ceilings.** Counties, cities and junior colleges enter current year total taxable value of homesteads with tax ceilings. These include the homesteads of homeowners age 65 or older or disabled. Other taxing units enter 0. If your taxing unit adopted the tax ceiling provision in the prior year or a previous year for homeowners age 65 or older or disabled, use this step.[18]	$ 0
21.	**Anticipated contested value.** Affected taxing units enter the contested taxable value for all property that is subject to anticipated substantial litigation. [19] An affected taxing unit is wholly or partly located in a county that has a population of less than 500,000 and is located on the Gulf of Mexico.[20] If completing this line, the taxing unit must include supporting documentation in Section 9.[21] Taxing units that are not affected, enter 0.	$ 0
22.	**Current year total taxable value.** Add Lines 18E and 19C, then subtract Lines 20 and 21.[22]	$ 6,346,275,039
23.	**Total current year taxable value of properties in territory annexed after Jan. 1, of the prior year.** Include both real and personal property. Enter the current year value of property in territory annexed. [23]	$ 0
24.	**Total current year taxable value of new improvements and new personal property located in new improvements.** New means the item was not on the appraisal roll in the prior year. An improvement is a building, structure, fixture or fence erected on or affixed to land. New additions to existing improvements may be included if the appraised value can be determined. New personal property in a new improvement must have been brought into the taxing unit after Jan. 1, of the prior year and be located in a new improvement. New improvements **do** include property on which a tax abatement agreement has expired for the current year. [24]	$ 199,805,501

[12] Tex. Tax Code §§26.012(6) and 26.04(c-2)
[13] Tex. Tax Code §26.03(c)
[14] Tex. Tax Code §26.03(e)
[15] Tex. Tax Code §26.01(c) and (d)
[16] Tex. Tax Code §26.01(c)
[17] Tex. Tax Code §26.01(d)
[18] Tex. Tax Code §26.012(6)(B)
[19] Tex. Tax Code §§26.012(6)(C) and 26.012(1-b)
[20] Tex. Tax Code §26.012(1-a)
[21] Tex. Tax Code §26.04(d-3)
[22] Tex. Tax Code §26.012(6)
[23] Tex. Tax Code §26.012(17)
[24] Tex. Tax Code §26.012(17)

Line	No-New-Revenue Tax Rate Worksheet	Amount/Rate
25.	**Total adjustments to the current year taxable value.** Add Lines 23 and 24.	$ 199,805,501
26.	**Adjusted current year taxable value.** Subtract Line 25 from Line 22.	$ 6,146,469,538
27.	**Current year NNR tax rate.** Divide Line 17 by Line 26 and multiply by $100. [25]	$ 0.6322 /$100
28.	**COUNTIES ONLY.** Add together the NNR tax rates for each type of tax the county levies. The total is the current year county NNR tax rate. [26]	$ 0.0000 /$100

Voter Approval Tax Rate

The voter-approval tax rate is the highest tax rate that a taxing unit may adopt without holding an election to seek voter approval of the tax rate. The type of taxing unit will determine the rate components that apply to a taxing units' overall voter-approval tax rate.

The voter-approval tax rate for a county is the sum of the voter-approval tax rates calculated for each type of tax the county levies. In most cases the voter-approval tax rate exceeds the no-new-revenue tax rate, but occasionally decreases in a taxing unit's debt service will cause the NNR tax rate to be higher than the voter-approval tax rate.

SECTION 2: Maintenance and Operations (M&O) and Debt Tax Rate Worksheet

This section calculates two components of the voter-approval tax rate:

1. **Maintenance and Operations (M&O) Tax Rate:** The M&O portion is the tax rate that is needed to raise the same amount of taxes that the taxing unit levied in the prior year plus the applicable percentage allowed by law. This rate accounts for such things as salaries, utilities and day-to-day operations.
2. **Debt Rate:** The debt rate includes the minimum dollar amount required to be paid toward debt service for the current year.[27] This rate accounts for principal and interest on bonds and other debt secured by property tax revenue.

Line	M&O and Debt Tax Rate Worksheet	Amount/Rate
29.	**Prior year M&O tax rate.** Enter the prior year M&O tax rate.	$ 0.3212 /$100
30.	**Prior year taxable value, adjusted for actual and potential court-ordered adjustments.** Enter the amount in Line 8 of the *No-New-Revenue Tax Rate Worksheet.*	$ 7,329,988,561
31.	**Total prior year M&O levy.** Multiply Line 29 by Line 30 and divide by $100.	$ 23,543,923
32.	**Adjusted prior year levy for calculating NNR M&O rate.**	
	A. M&O taxes refunded for years preceding the prior tax year. Enter the amount of M&O taxes refunded in the preceding year for taxes before that year. Types of refunds include court decisions, Tax Code Section 25.25(b) and (c) corrections and Tax Code Section 31.11 payment errors. Do not include refunds for tax year 2025. This line applies only to tax years preceding the prior tax year. + $ 157,130	
	B. Prior year taxes in TIF. Enter the amount of taxes paid into the tax increment fund for a reinvestment zone as agreed by the taxing unit. If the taxing unit has no current year captured appraised value in Line 18D, enter 0. – $ 1,936,489	
	C. Prior year transferred function. If discontinuing all of a department, function or activity and transferring it to another taxing unit by written contract, enter the amount spent by the taxing unit discontinuing the function in the 12 months preceding the month of this calculation. If the taxing unit did not operate this function for this 12-month period, use the amount spent in the last full fiscal year in which the taxing unit operated the function. The taxing unit discontinuing the function will subtract this amount in D below. The taxing unit receiving the function will add this amount in D below. Other taxing units enter 0. +/- $ 0	
	D. Prior year M&O levy adjustments. Subtract B from A. For taxing unit with C, subtract if discontinuing function and add if receiving function. $ -1,779,359	
	E. Add Line 31 to 32D.	$ 21,764,564
33.	**Adjusted current year taxable value.** Enter the amount in Line 26 of the *No-New-Revenue Tax Rate Worksheet.*	$ 6,146,469,538
34.	**Current year NNR M&O rate (unadjusted).** Divide Line 32E by Line 33 and multiply by $100.	$ 0.3540 /$100

[25] Tex. Tax Code §26.04(c)
[26] Tex. Tax Code §26.04(d)
[27] Tex. Tax Code §26.012(3)

Line	M&O and Debt Tax Rate Worksheet	Amount/Rate
35.	**Rate adjustment for state criminal justice mandate.** [28]	
	A. **Current year state criminal justice mandate.** Enter the amount spent by a county in the previous 12 months providing for the maintenance and operation cost of keeping inmates in county-paid facilities after they have been sentenced. Do not include any state reimbursement received by the county for the same purpose. $ 0	
	B. **Prior year state criminal justice mandate.** Enter the amount spent by a county in the 12 months prior to the previous 12 months providing for the maintenance and operation cost of keeping inmates in county-paid facilities after they have been sentenced. Do not include any state reimbursement received by the county for the same purpose. Enter zero if this is the first time the mandate applies. – $ 0	
	C. Subtract B from A and divide by Line 33 and multiply by $100 $ 0.0000 /$100	
	D. Enter the rate calculated in C. If not applicable, enter 0.	$ 0.0000 /$100
36.	**Rate adjustment for indigent health care expenditures.** [29]	
	A. **Current year indigent health care expenditures.** Enter the amount paid by a taxing unit providing for the maintenance and operation cost of providing indigent health care for the period beginning on July 1, of the prior tax year and ending on June 30, of the current tax year, less any state assistance received for the same purpose. $ 0	
	B. **Prior year indigent health care expenditures.** Enter the amount paid by a taxing unit providing for the maintenance and operation cost of providing indigent health care for the period beginning on July 1, 2024 and ending on June 30, 2025, less any state assistance received for the same purpose. – $ 0	
	C. Subtract B from A and divide by Line 33 and multiply by $100 $ 0.0000 /$100	
	D. Enter the rate calculated in C. If not applicable, enter 0.	$ 0.0000 /$100
37.	**Rate adjustment for county indigent defense compensation.** [30]	
	A. **Current year indigent defense compensation expenditures.** Enter the amount paid by a county to provide appointed counsel for indigent individuals and fund the operations of a public defender's office under Article 26.044, Code of Criminal Procedure for the period beginning on July 1, of the prior tax year and ending on June 30,of the current tax year, less any state grants received by the county for the same purpose. $ 0	
	B. **Prior year indigent defense compensation expenditures.** Enter the amount paid by a county to provide appointed counsel for indigent individuals and fund the operations of a public defender's office under Article 26.044, Code of Criminal Procedure for the period beginning on July 1, 2024 and ending on June 30, 2025, less any state grants received by the county for the same purpose. $ 0	
	C. Subtract B from A and divide by Line 33 and multiply by $100 $ 0.0000 /$100	
	D. Multiply B by 0.05 and divide by Line 33 and multiply by $100 $ 0.0000 /$100	
	E. Enter the lesser of C and D. If not applicable, enter 0.	$ 0.0000 /$100
38.	**Rate adjustment for county hospital expenditures.** [31]	
	A. **Current year eligible county hospital expenditures.** Enter the amount paid by the county or municipality to maintain and operate an eligible county hospital for the period beginning on July 1, of the prior tax year and ending on June 30, of the current tax year. $ 0	
	B. **Prior year eligible county hospital expenditures.** Enter the amount paid by the county or municipality to maintain and operate an eligible county hospital for the period beginning on July 1, 2024 and ending on June 30, 2025. $ 0	
	C. Subtract B from A and divide by Line 33 and multiply by $100 $ 0.0000 /$100	
	D. Multiply B by 0.08 and divide by Line 33 and multiply by $100 $ 0.0000 /$100	
	E. Enter the lesser of C and D, if applicable. If not applicable, enter 0.	$ 0.0000 /$100

[28] Tex. Tax Code §26.044
[29] Tex. Tax Code §26.0441
[30] Tex. Tax Code §26.0442
[31] Tex. Tax Code §26.0443

Line	M&O and Debt Tax Rate Worksheet	Amount/Rate
39.	**Rate adjustment for defunding municipality.** This adjustment only applies to a municipality that is considered to be a defunding municipality for the current tax year under Chapter 109, Local Government Code. Chapter 109, Local Government Code only applies to municipalities with a population of more than 250,000 and includes a written determination by the Office of the Governor. See Tax Code Section 26.0444 for more information. **A.** **Amount appropriated for public safety in the prior year.** Enter the amount of money appropriated for public safety in the budget adopted by the municipality for the preceding fiscal year. ..... $ 0 **B.** **Expenditures for public safety in the prior year.** Enter the amount of money spent by the municipality for public safety during the preceding fiscal year ..... $ 0 **C.** Subtract B from A and divide by Line 33 and multiply by $100 ..... $ 0.0000 /$100 **D.** Enter the rate calculated in C. If not applicable, enter 0.	$ 0.0000 /$100
40.	**Adjusted current year NNR M&O rate.** Add Lines 34, 35D, 36D, 37E, and 38E. Subtract Line 39D.	$ 0.3540 /$100
41.	**Adjustment for prior year sales tax specifically to reduce property taxes.** Cities, counties and hospital districts that collected and spent additional sales tax on M&O expenses in the prior year should complete this line. These entities will deduct the sales tax gain rate for the current year in Section 3. Other taxing units, enter zero. **A.** Enter the amount of additional sales tax collected and spent on M&O expenses in the prior year, if any. Counties must exclude any amount that was spent for economic development grants from the amount of sales tax spent ..... $ 6,782,709 **B.** Divide Line 41A by Line 33 and multiply by $100 ..... $ 0.1103 /$100 **C.** Add Line 41B to Line 40.	$ 0.4643 /$100
42.	**Current year voter-approval M&O rate.** Enter the rate as calculated by the appropriate scenario below. **Special Taxing Unit.** If the taxing unit qualifies as a special taxing unit, multiply Line 41C by 1.08. **- or -** **Other Taxing Unit.** If the taxing unit does not qualify as a special taxing unit, multiply Line 41C by 1.035.	$ 0.4805 /$100
D42.	***Disaster Line 42 (D42):* Current year voter-approval M&O rate for taxing unit affected by disaster declaration.** [32] If the taxing unit is located in an area declared a disaster area and at least one person is granted an exemption under Tax Code Section 11.35 for property located in the taxing unit, the governing body may direct the person calculating the voter-approval tax rate to calculate a rate equal to the lesser of: **A.** The voter-approval tax rate calculated in the manner provided for a special taxing unit. Multiply line 41C by 1.08 [33] ..... $ _____ /$100 **- or -** **B.** The voter-approval M&O tax rate calculated in the manner provided for a taxing unit other than a special taxing unit plus the disaster relief rate. [34] Complete Section 5 through Line 68 to complete D42(B). a. Enter the **disaster relief cost.** ..... $ _____ b. **Disaster relief rate**. Divide Line D42(B)(a) by Line 26 and multiply by 100 ..... $ _____ /$100 c. Add Line D42(B)(b) to Line 42. ..... $ _____ /$100 d. Enter the **current year unused increment rate** from Line 68 ..... $ _____ /$100 e Add Line D42(c) to Line D42(d). ..... $ _____ /$100 The taxing unit shall continue to calculate the voter-approval tax rate in this manner until the earlier of: 1) the first year in which total taxable value on the certified appraisal roll exceeds the total taxable value of the tax year in which the disaster occurred; or 2) the third tax year after the tax year in which the disaster occurred. **C.** Enter Line D42(A) if less than Line D42(B)(e). If Line D42(B)(e) is less than line D42(A), enter Line D42(B)(c). [35] If the taxing unit does not qualify, do not complete Disaster Line 42 (Line D42).	$ _____ /$100

[32] Tex. Tax Code §26.042
[33] Tex. Tax Code §26.042(a-2)(1)
[34] Tex. Tax Code §§26.042(a-1) and 26.042(a-2)(2)
[35] Tex. Tax Code §26.042(a-2)

Line	M&O and Debt Tax Rate Worksheet	Amount/Rate
43.	**Total current year debt to be paid with property taxes and additional sales tax revenue.** Debt means the interest and principal that will be paid on debts that: **(1)** are paid by property taxes; **(2)** are secured by property taxes; **(3)** are scheduled for payment over a period longer than one year; and **(4)** are not classified in the taxing unit's budget as M&O expenses. **A. Debt** also includes contractual payments to other taxing units that have incurred debts on behalf of this taxing unit, if those debts meet the four conditions above. Include only amounts that will be paid from property tax revenue. Do not include appraisal district budget payments. If the governing body of a taxing unit authorized or agreed to authorize a bond, warrant, certificate of obligation, or other evidence of indebtedness on or after Sept. 1, 2021, verify if it meets the amended definition of debt before including it here. [36] Enter debt amount ..... $ 14,088,902 **B.** Subtract **unencumbered fund amount** used to reduce total debt. ..... – $ 0 **C.** Subtract **certified amount spent from sales tax to reduce debt** (enter zero if none) ..... – $ 0 **D.** Subtract **amount paid** from other resources ..... – $ 0 **E. Adjusted debt.** Subtract B, C and D from A.	$ 14,088,902
44.	**Certified prior year excess debt collections.** Enter the amount certified by the collector. [37]	$ 1,947,105
45.	**Adjusted current year debt.** Subtract Line 44 from Line 43E.	$ 12,141,797
46.	**Current year anticipated collection rate.** **A.** Enter the current year anticipated collection rate certified by the collector. [38] ..... 100.00 % **B.** Enter the prior year actual collection rate. ..... 98.04 % **C.** Enter the 2024 actual collection rate. ..... 98.69 % **D.** Enter the 2023 actual collection rate. ..... 98.46 % **E.** If the anticipated collection rate in A is lower than actual collection rates in B, C and D, enter the lowest collection rate from B, C and D. If the anticipated rate in A is higher than at least one of the rates in the prior three years, enter the rate from A. Note that the rate can be greater than 100%. [39]	100.00 %
47.	**Current year debt adjusted for collections.** Divide Line 45 by Line 46E.	$ 12,141,797
48.	**Current year total taxable value.** Enter the amount on Line 22 of the *No-New-Revenue Tax Rate Worksheet*.	$ 6,346,275,039
49.	**Current year debt rate.** Divide Line 47 by Line 48 and multiply by $100.	$ 0.1913 /$100
50.	**Current year voter-approval M&O rate plus current year debt rate.** Add Lines 42 and 49.	$ 0.6718 /$100
D50.	***Disaster Line 50 (D50):* Current year voter-approval M&O and debt tax rate for taxing unit affected by disaster declaration.** Complete this line if the taxing unit calculated the voter-approval M&O tax rate in the manner provided by Line D42. Add Line D42(C) and 49.	$ ____ /$100
51.	**COUNTIES ONLY.** Add together the voter-approval M&O and debt tax rates for each type of tax the county levies. The total is the current year county voter-approval M&O and debt tax rate.	$ 0.0000 /$100

[36] Tex. Tax Code §26.012(7)
[37] Tex. Tax Code §§26.012(10) and 26.04(b)
[38] Tex. Tax Code §26.04(b))
[39] Tex. Tax Code §26.04(h), (h-1) and (h-2)

SECTION 3: Adjustments for Additional Sales Tax to Reduce Property Taxes

Cities, counties and hospital districts may levy a sales tax specifically to reduce property taxes. Local voters by election must approve imposing or abolishing the additional sales tax. If approved, the taxing unit must reduce its NNR and voter-approval tax rates to offset the expected sales tax revenue.

This section should only be completed by a county, city or hospital district that is required to adjust its NNR tax rate and/or voter-approval tax rate because it adopted the additional sales tax.

Line	Additional Sales and Use Tax Worksheet	Amount/Rate
52.	**Taxable Sales.** For taxing units that adopted the sales tax in November of the prior tax year or May of the current tax year, enter the Comptroller's estimate of taxable sales for the previous four quarters.[40] Estimates of taxable sales may be obtained through the Comptroller's Allocation Historical Summary webpage. Taxing units that adopted the sales tax before November of the prior year, enter 0.	$ 0
53.	**Estimated sales tax revenue.** Counties exclude any amount that is or will be spent for economic development grants from the amount of estimated sales tax revenue. [41] **Taxing units that adopted the sales tax in November of the prior tax year or in May of the current tax year.** Multiply the amount on Line 52 by the sales tax rate (.01, .005 or .0025, as applicable) and multiply the result by .95. [42] **- or -** **Taxing units that adopted the sales tax before November of the prior year.** Enter the sales tax revenue for the previous four quarters. Do not multiply by .95.	$ 6,782,709
54.	**Current year total taxable value.** Enter the amount from Line 22 of the *No-New-Revenue Tax Rate Worksheet*.	$ 6,346,275,039
55.	**Sales tax adjustment rate.** Divide Line 53 by Line 54 and multiply by $100.	$ 0.1068 /$100
56.	**Current year NNR tax rate, unadjusted for sales tax.**[43] Enter the rate from Line 27 or 28, as applicable, on the *No-New-Revenue Tax Rate Worksheet*.	$ 0.6322 /$100
57.	**Current year NNR tax rate, adjusted for sales tax.** **Taxing units that adopted the sales tax in November the prior tax year or in May of the current tax year.** Subtract Line 55 from Line 56. Skip to Line 58 if you adopted the additional sales tax before November of the prior tax year.	$ _____ /$100
58.	**Current year voter-approval tax rate, unadjusted for sales tax.**[44] Enter the rate from Line 50, Line D50 (disaster) or Line 51 (counties) as applicable, of the *M&O and Debt Tax Rate Worksheet*.	$ 0.6718 /$100
59.	**Current year voter-approval tax rate, adjusted for sales tax.** Subtract Line 55 from Line 58.	$ 0.5650 /$100

SECTION 4: Adjustment for Pollution Control

A taxing unit may raise its rate for M&O funds used to pay for a facility, device or method for the control of air, water or land pollution. This includes any land, structure, building, installation, excavation, machinery, equipment or device that is used, constructed, acquired or installed wholly or partly to meet or exceed pollution control requirements. The taxing unit's expenses are those necessary to meet the requirements of a permit issued by the Texas Commission on Environmental Quality (TCEQ). The taxing unit must provide the tax assessor with a copy of the TCEQ letter of determination that states the portion of the cost of the installation for pollution control.

This section should only be completed by a taxing unit that uses M&O funds to pay for a facility, device or method for the control of air, water or land pollution.

Line	Adjustment for Pollution Control Requirements Worksheet	Amount/Rate
60.	**Certified expenses from the Texas Commission on Environmental Quality (TCEQ).** Enter the amount certified in the determination letter from TCEQ. [45] The taxing unit shall provide its tax assessor-collector with a copy of the letter. [46]	$ _____
61.	**Current year total taxable value.** Enter the amount from Line 22 of the *No-New-Revenue Tax Rate Worksheet*.	$ _____
62.	**Additional rate for pollution control.** Divide Line 60 by Line 61 and multiply by $100.	$ _____ /$100
63.	**Current year voter-approval tax rate, adjusted for pollution control.** Add Line 62 to one of the following lines (as applicable): Line 50, Line D50 (disaster), Line 51 (counties) or Line 59 (taxing units with the additional sales tax).	$ _____ /$100

[40] Tex. Tax Code §26.041(d)
[41] Tex. Tax Code §26.041(i)
[42] Tex. Tax Code §26.041(d)
[43] Tex. Tax Code §26.04(c)
[44] Tex. Tax Code §26.04(c)
[45] Tex. Tax Code §26.045(d)
[46] Tex. Tax Code §26.045(i)

SECTION 5: Unused Increment Rate

The unused increment rate is the rate equal to the sum of the prior 3 years Foregone Revenue Amounts divided by the current taxable value. [47] The Foregone Revenue Amount for each year is equal to that year's adopted tax rate subtracted from that year's voter-approval tax rate adjusted to remove the unused increment rate multiplied by that year's current total value. [48]

The difference between the adopted tax rate and adjusted voter-approval tax rate is considered zero in the following scenarios:

- a tax year in which a taxing unit affected by a disaster declaration calculates the tax rate under Tax Code Section 26.042; [49]
- a tax year in which the municipality is a defunding municipality, as defined by Tax Code Section 26.0501(a); [50] or
- after Jan. 1, 2022, a tax year in which the comptroller determines that the county implemented a budget reduction or reallocation described by Local Government Code Section 120.002(a) without the required voter approval. [51]

This section should only be completed by a taxing unit that does not meet the definition of a special taxing unit. [52]

Line	Unused Increment Rate Worksheet	Amount/Rate
64.	**Year 3 Foregone Revenue Amount. Subtract the 2025 unused increment rate and 2025 actual tax rate from the 2025 voter-approval tax rate. Multiply the result by the 2025 current total value**	
	A. Voter-approval tax rate (Line 68)	$ 0.5957 /$100
	B. Unused increment rate (Line 67)	$ 0.0000 /$100
	C. Subtract B from A	$ 0.5957 /$100
	D. Adopted Tax Rate	$ 0.5957 /$100
	E. Subtract D from C	$ 0.0000 /$100
	F. 2025 Total Taxable Value (Line 61)	$ 6,394,544,500
	G. Multiply E by F and divide the results by $100. If the number is less than zero, enter zero.	$ 0
65.	**Year 2 Foregone Revenue Amount. Subtract the 2024 unused increment rate and 2024 actual tax rate from the 2024 voter-approval tax rate. Multiply the result by the 2024 current total value**	
	A. Voter-approval tax rate (Line 68)	$ 0.4693 /$100
	B. Unused increment rate (Line 67)	$ 0.0000 /$100
	C. Subtract B from A	$ 0.4693 /$100
	D. Adopted Tax Rate	$ 0.4693 /$100
	E. Subtract D from C	$ 0.0000 /$100
	F. 2024 Total Taxable Value (Line 60)	$ 6,398,718,527
	G. Multiply E by F and divide the results by $100. If the number is less than zero, enter zero.	$ 0
66.	**Year 1 Foregone Revenue Amount. Subtract the 2023 unused increment rate and 2023 actual tax rate from the 2023 voter-approval tax rate. Multiply the result by the 2023 current total value**	
	A. Voter-approval tax rate (Line 67)	$ 0.4693 /$100
	B. Unused increment rate (Line 66)	$ 0.0001 /$100
	C. Subtract B from A	$ 0.4692 /$100
	D. Adopted Tax Rate	$ 0.4693 /$100
	E. Subtract D from C	$ -0.0001 /$100
	F. 2023 Total Taxable Value (Line 60)	$ 5,974,039,583
	G. Multiply E by F and divide the results by $100. If the number is less than zero, enter zero.	$ 0
67.	**Total Foregone Revenue Amount.** Add Lines 64G, 65G and 66G	$ 0.0000
68.	**2026 Unused Increment Rate.** Divide Line 67 by Line 22 of the *No-New-Revenue Rate Worksheet*. Multiply the result by 100	$ 0.0000 /$100
69.	**Total 2026 voter-approval tax rate.** Add Line 68 to one of the following lines (as applicable): Line 50, Line D50 (only if Line D42(B) was used), Line 51 (counties), Line 59 (taxing units with additional sales tax) or Line 63 (taxing units with pollution)	$ 0.5650 /$100

[47] Tex. Tax Code §26.013(b)
[48] Tex. Tax Code §26.013(a)(1-a), (1-b), and (2)
[49] Tex. Tax Code §§26.04(c)(2)(A) and 26.042(a)
[50] Tex. Tax Code §26.0501(a) and (c)
[51] Tex. Local Gov't Code §120.007(d)
[52] Tex. Local Gov't Code §26.04(c)(2)(B)

SECTION 6: De Minimis Rate

The de minimis rate is the rate equal to the sum of the no-new-revenue maintenance and operations rate, the rate that will raise $500,000, and the current debt rate for a taxing unit. [53]

This section should only be completed by a taxing unit that is a municipality of less than 30,000 or a taxing unit that does not meet the definition of a special taxing unit. [54]

Line	De Minimis Rate Worksheet	Amount/Rate
70.	**Adjusted current year NNR M&O tax rate.** Enter the rate from Line 40 of the *M&O and Debt Tax Rate Worksheet.*	$ _____/$100
71.	**Current year total taxable value.** Enter the amount on Line 22 of the *No-New-Revenue Tax Rate Worksheet.*	$ _____
72.	**Rate necessary to impose $500,000 in taxes.** Divide $500,000 by Line 71 and multiply by $100.	$ _____/$100
73.	**Current year debt rate.** Enter the rate from Line 49 of the *M&O and Debt Tax Rate Worksheet.*	$ _____/$100
74.	**De minimis rate.** Add Lines 70, 72 and 73.	$ _____/$100

SECTION 7: Adjustment for Emergency Revenue Rate

In the tax year after the end of the disaster calculation time period detailed in Tax Code Section 26.042(a), a taxing unit that calculated its voter-approval tax rate in the manner provided for a special taxing unit due to a disaster must calculate its emergency revenue rate and reduce its voter-approval tax rate for that year. [55]

This section will apply to a taxing unit other than a special taxing unit that:

- directed the designated officer or employee to calculate the voter-approval tax rate of the taxing unit in the manner provided for a special taxing unit in the prior year; and
- the current year is the first tax year in which the total taxable value of property taxable by the taxing unit as shown on the appraisal roll for the taxing unit submitted by the assessor for the taxing unit to the governing body exceeds the total taxable value of property taxable by the taxing unit on January 1 of the tax year in which the disaster occurred or the disaster occurred four years ago.

Note: This section does not apply if a taxing unit is continuing to calculate its voter-approval tax rate in the manner provided for a special taxing unit because it is still within the disaster calculation time period detailed in Tax Code Section 26.042(a) because it has not met the conditions in Tax Code Section 26.042(a)(1) or (2).

Line	Emergency Revenue Rate Worksheet	Amount/Rate
75.	**2025 adopted tax rate.** Enter the rate in Line 4 of the *No-New-Revenue Tax Rate Worksheet.*	$ _____/$100
76.	**Adjusted 2025 voter-approval tax rate.** Use the taxing unit's Tax Rate Calculation Worksheets from the prior year(s) to complete this line. [56] If a disaster occurred in 2025 and the taxing unit calculated its 2025 voter-approval tax rate using a multiplier of 1.08 on Disaster Line 42 (D42) of the 2025 worksheet due to a disaster, complete the applicable sections or lines of *Form 50-856-a, Adjusted Voter-Approval Tax Rate for Taxing Units in Disaster Area Calculation Worksheet.* **- or -** If a disaster occurred prior to 2025 for which the taxing unit continued to calculate its voter-approval tax rate using a multiplier of 1.08 on Disaster Line 42 (D42) in 2025, complete form 50-856-a, *Adjusted Voter-Approval Tax Rate for Taxing Units in Disaster Area Calculation Worksheet* to recalculate the voter-approval tax rate the taxing unit would have calculated in 2025 if it had generated revenue based on an adopted tax rate using a multiplier of 1.035 in the years following the disaster. [57] Enter the final adjusted 2025 voter-approval tax rate from the worksheet.	$ _____/$100
77.	**Increase in 2025 tax rate due to disaster.** Subtract Line 76 from Line 75.	$ _____/$100
78.	**Adjusted 2025 taxable value.** Enter the amount in Line 14 of the *No-New-Revenue Tax Rate Worksheet.*	$ _____
79.	**Emergency revenue.** Multiply Line 77 by Line 78 and divide by $100.	$ _____
80.	**Adjusted current year taxable value.** Enter the amount in Line 26 of the *No-New-Revenue Tax Rate Worksheet.*	$ _____
81.	**Emergency revenue rate.** Divide Line 79 by Line 80 and multiply by $100. [58]	$ _____/$100
82.	**Current year voter-approval tax rate, adjusted for emergency revenue.** Subtract Line 81 from one of the following lines (as applicable): Line 50, Line D50 (disaster), Line 51 (counties), Line 59 (taxing units with the additional sales tax), Line 63 (taxing units with pollution control) or Line 69 (taxing units with the unused increment rate).	$ _____/$100

[53] Tex. Tax Code §26.012(8-a)
[54] Tex. Tax Code §26.063(a)(1)
[55] Tex. Tax Code §26.042(b)
[56] Tex. Tax Code §26.042(c)
[57] Tex. Tax Code §26.042(b)
[58] Tex. Tax Code §26.042(b)

SECTION 8: Total Tax Rate

Indicate the applicable total tax rates as calculated above.

No-new-revenue tax rate. ..... $ 0.6322 /$100
As applicable, enter the current year NNR tax rate from: Line 27, Line 28 (counties), or Line 57 (adjusted for sales tax).

Indicate the line number used: 27

Voter-approval tax rate ..... $ 0.5650 /$100
As applicable, enter the current year voter-approval tax rate from: Line 50, Line D50 (disaster), Line 51 (counties), Line 59 (adjusted for sales tax), Line 63 (adjusted for pollution control), Line 69 (adjusted for unused increment), or Line 82 (adjusted for emergency revenue).

Indicate the line number used: 69

De minimis rate. ..... $ _____ /$100
If applicable, enter the current year de minimis rate from Line 74.

SECTION 9: Addendum

An affected taxing unit that enters an amount described by Tax Code Section 26.012(6)(C) in line 21 must include the following as an addendum:

1. Documentation that supports the exclusion of value under Tax Code Section 26.012(6)(C); and
2. Each statement submitted to the designated officer or employee by the property owner or entity as required by Tax Code Section 41.48(c)(2) for that tax year.

Insert hyperlinks to supporting documentation:

SECTION 10: Taxing Unit Representative Name and Signature

Enter the name of the person preparing the tax rate as authorized by the governing body of the taxing unit. By signing below, you certify that you are the designated officer or employee of the taxing unit and have accurately calculated the tax rates using values that are the same as the values shown in the taxing unit's certified appraisal roll or certified estimate of taxable value, in accordance with requirements in the Tax Code. [59]

print here ➧ Jennifer Escobar
Printed Name of Taxing Unit Representative

sign here ➧ Jennifer Escobar
Taxing Unit Representative

08/12/2026
Date

[59] Tex. Tax Code §26.04(c-2) and (d-2)

Statements required in notice if the proposed tax rate does not exceed the lower of the no-new-revenue tax rate or the voter-approval tax rate, as prescribed by Tax Code §26.061.

NOTICE OF MEETING TO VOTE ON TAX RATE

A tax rate of $ 0.5600 per $100 valuation has been proposed by the governing body of City of Kyle, Texas

PROPOSED TAX RATE	$ 0.5600	per $100
NO-NEW-REVENUE TAX RATE	$ 0.6322	per $100
VOTER-APPROVAL TAX RATE	$ 0.5650	per $100

The no-new-revenue tax rate is the tax rate for the 2026 (current tax year) tax year that will raise the same amount of property tax revenue for City of Kyle, Texas (name of taxing unit) from the same properties in both the 2025 (preceding tax year) tax year and the 2026 (current tax year) tax year.

The voter-approval tax rate is the highest tax rate that City of Kyle, Texas (name of taxing unit) may adopt without holding an election to seek voter approval of the rate.

The proposed tax rate is not greater than the no-new-revenue tax rate. This means that City of Kyle, Texas (name of taxing unit) is not proposing to increase property taxes for the 2026 (current tax year) tax year.

A PUBLIC MEETING TO VOTE ON THE PROPOSED TAX RATE WILL BE HELD ON September 5, 2026 at 5:30 p.m. and (date and time) September 15, 2026 at 7:00 p.m. (date and time) at City Council Chambers, Kyle City Hall, 100 W. Center Street, Kyle, Texas 78640 (meeting place)

The proposed tax rate is also not greater than the voter-approval tax rate. As a result, City of Kyle, Texas (name of taxing unit) is not required to hold an election to seek voter approval of the rate. However, you may express your support for or opposition to the proposed tax rate by contacting the members of the City Council (name of governing body) of City of Kyle, Texas (name of taxing unit) at their offices or by attending the public meeting mentioned above.

YOUR TAXES OWED UNDER ANY OF THE TAX RATES MENTIONED ABOVE CAN BE CALCULATED AS FOLLOWS:

Property tax amount = (tax rate) x (taxable value of your property) / 100

(List names of all members of the governing body below, showing how each voted on the proposed tax rate or, if one or more were absent, indicating absences.)

FOR the proposal: Mayor Yvonne Flores-Cale, Mayor Pro Tem Michael Tobias, Council Members Claudia Zapata, Lauralee Harris, and Marc McKinney

AGAINST the proposal: Council Members Courtney Goza and Melisa Medina

PRESENT and not voting: None

ABSENT: None

Visit Texas.gov/PropertyTaxes to find a link to your local property tax database on which you can easily access information regarding your property taxes, including information about proposed tax rates and scheduled public hearings of each entity that taxes your property.

The 86th Texas Legislature modified the manner in which the voter-approval tax rate is calculated to limit the rate of grow of property taxes in the state.

The following table compares the taxes imposed on the average residence homestead by City of Kyle, Texas (name of taxing unit) last year to the taxes proposed to the be imposed on the average residence homestead by City of Kyle, Texas (name of taxing unit) this year.

	2025	2026	Change
Total tax rate (per $100 of value)	2025 adopted tax rate $0.5957	2026 proposed tax rate $0.5600	Decrease of $0.0357 per $100 or 5.99%
Average homestead taxable value	$277,616	$261,530	Decrease of $16,086 or 5.79%
Tax on average homestead	$1,653.76	$1,464.57	Decrease of $189.19 or 11.44%
Total tax levy on all properties	$42,640,231	$35,283,144	Decrease of $7,357,087 or 17.25%

Notice About 2026 Tax Rates

Property Tax Rates in City of Kyle.

This notice concerns the 2026 property tax rates for City of Kyle.

This notice provides information about two tax rates used in adopting the current tax year's tax rate. The no-new-revenue tax rate would Impose the same amount of taxes as last year if you compare properties taxed in both years. In most cases, the voter-approval tax rate is the highest tax rate a taxing unit can adopt without holding an election. In each case, these rates are calculated by dividing the total amount of taxes by the current taxable value with adjustments as required by state law. The rates are given per $100 of property value.

This year's no-new-revenue tax rate ..... $0.6322/$100.

This year's voter-approval tax rate ..... $0.5650/$100.

To see the full calculations, please visit https://hays.countytaxrates.com/ for a copy of the Tax Rate Calculation Worksheet.

Unencumbered Fund Balances.

The following estimated balances will be left in the taxing unit's accounts at the end of the fiscal year. These balances are not encumbered by corresponding debt obligation.

Type of Fund	Balance
GENERAL FUND	$18,020,674

Current Year Debt Service.

The following amounts are for long-term debts that are secured by property taxes. These amounts will be paid from upcoming property tax revenues (or additional sales tax revenues, if applicable).

Description of Debt	Principal or Contract Payment To be Paid From Property Taxes	Interest to be Paid From Property Taxes	Other Amounts To be Paid	Total Payment
GENERAL OBLIGATION BONDS, SERIES 2013	$315,000	$64,748		$379,748
GENERAL OBLIGATION REFUNDING BONDS, SERIES 2013	$76,228	$22,518		$98,746
GENERAL OBLIGATION REFUNDING BONDS, SERIES 2014	$1,310,001	$93,373		$1,403,374
GENERAL OBLIGATION & REFUNDING BONDS, SERIES 2015	$1,477,827	$685,837		$2,163,664
GENERAL OBLIGATION REFUNDING BONDS, SERIES 2016	$196,042	$31,131		$227,173
GENERAL OBLIGATION REFUNDING BONDS, SERIES 2020	$224,225	$44,172		$268,397
GENERAL OBLIGATION BONDS, SERIES 2022	$1,165,000	$1,213,050		$2,378,050
GENERAL OBLIGATION, SERIES 2023	$1,450,000	$1,874,000		$3,324,000
GENERAL OBLIGATION BONDS, SERIES 2025	$650,000	$2,022,500		$2,672,500
CERTIFICATES OF OBLIGATION, SERIES 2025	$465,000	$708,250		$1,173,250

Total required for 2026 debt service	$ 14,088,902	
- Amount (if any) paid from funds listed in unencumbered funds	$ 0	
- Amount (if any) paid from other resources	$ 0	
- Excess collections last year	$ 1,947,105	
= Total to be paid from taxes in 2026	$ 12,141,797	
+ Amount added in anticipation that the taxing unit will collect only 100.0000% of its taxes in 2026	$ 0	
= Total Debt Levy		$ 12,141,797

This notice contains a summary of the no-new-revenue and voter-approval calculations as certified by Jennifer Escobar, Tax Assessor/ Collector, 08/12/2026.

Visit Texas.gov/PropertyTaxes to find a link to your local property tax database on which you can easily access information regarding your property taxes, including information about proposed tax rates and scheduled public hearings of each entity that taxes your property.

The 86th Texas Legislature modified the manner in which the voter-approval tax rate is calculated to limit the rate of growth of property taxes in the state.

City of Kyle, Texas
Notice of City Council Budget Meetings and Public Hearings
Proposed Operating and Capital Budget For Fiscal Year 2026-27

The Kyle City Council is scheduled to conduct public hearings and meetings on the City's proposed budget for Fiscal Year 2026-27 to review revenues, expenditures, and fund balances (reserves) for all City Funds. This review and discussion will cover property tax rates, water and wastewater service rates, storm drainage fee, other fees and charges for various City programs and services, capital improvement projects, number of authorized full-time equivalent positions (FTEs), and other budgetary items.

The proposed budget for Fiscal Year 2026-27 is a complete financial plan for all City Funds, programs, services, operations, and capital improvements plan activities for the 12-month period beginning October 1, 2026, and ending September 30, 2027.

The recommended proposed budget for Fiscal Year 2026-27 for all City Funds, as proposed by the Interim City Manager, totals approximately $417.0 million in expenditures, $17.7 million in transfers-out, and includes 460.0 full-time equivalent positions which is net of eleven (11.0) high-level management positions that have been eliminated in the proposed budget.

Of the total $417.0 million in proposed expenditures and $17.7 million in transfers-out, the City's General Fund proposed budget for Fiscal Year 2026-27 totals approximately $69.2 million for operations and maintenance expenditures and $2.1 million in transfers-out to the six (6) TIRZ Funds for the portion of increment property tax revenues.

Provided below is an overall financial summary of the Interim City Manager's proposed budget for Fiscal Year 2026-27 for all City Funds:

For All City Funds

- Estimated Beginning Fund Balance: $ 6,553,738
- Estimated Revenues & Transfers-In: $179,463,988
- Estimated Bond Proceeds: $382,619,278*
- Estimated Available Funds: $568,637,004
- Estimated Expenditures & Transfers-Out: $434,696,680*
- Estimated Ending Fund Balance: $133,940,324

* Includes expenditure of accumulated funds from prior fiscal years such as bond proceeds, water and wastewater impact fees, park development fees, and estimated proceeds from the issuance of bond debt.

The Kyle City Council is scheduled to hold budget meetings and public hearings on the City's proposed budget for Fiscal Year 2026-27 on the following dates at the Kyle City Hall located at 100 West Center Street, Kyle, Texas:

- City Council Budget Planning Meeting No. 7: (includes Public Hearing and 1st Reading of Budget & Property Tax Rate Ordinances) — Saturday, September 5, 2026, at 5:30 p.m.
- City Council Budget Planning Meeting No. 8: (includes Public Hearing & 2nd Reading of Budget & Property Tax Rate Ordinances) — Tuesday, September 15, 2026, at 7:00 p.m.

All Kyle residents, taxpayers, business owners, and interested persons are invited to attend the City Council's budget meetings and public hearings to provide their comments to the City Council. An electronic copy of the City's proposed operating and capital budget for Fiscal Year 2026-27 is available on the City's website. A printed copy of the complete proposed budget document is also available for public inspection during business hours at Kyle City Hall located at 100 West Center Street, Kyle, Texas, and at Kyle Public Library located at 550 Scott Street, Kyle, Texas.

Date Issued: August 5, 2026

Issued By: Perwez A. Moheet, CPA
Interim City Manager & Director of Finance
City of Kyle, Texas

City of Kyle, Texas

TAXPAYER IMPACT STATEMENT

Median Homestead Property Tax Bill Comparison

Description of Item	FY 2025-26 Current Budget @ Adopted Property Tax Rate	FY 2026-27 Proposed Budget @ Proposed Property Tax Rate	FY 2026-27 Proposed Budget @ No-New-Revenue Property Tax Rate
Median-Valued Homestead Taxable Valuation	$266,150.00	$250,340.00	$250,340.00
Property Tax Rate Per $100/Taxable Valuation	$0.595700	$0.560000	$0.632200
Estimated Annual City Property Tax Bill	$1,585.46	$1,401.90	$1,582.65
$ Estimated Change in City Tax Bill From Current Year:	N/A	($183.55)	($2.81)
% Estimated Change in City Tax Bill From Current Year:	N/A	-11.58%	-0.18%

Pursuant to Texas Government Code Section 551.043, as amended by HB 1522, this statement compares the property tax bill for a median-valued homestead property in the current fiscal year with estimated property tax bills for the upcoming fiscal year under (1) the proposed budget and tax rate and (2) a balanced budget funded at the no-new-revenue tax rate. The comparison is intended to provide taxpayers with a clear understanding of the potential impact of budget and tax rate decisions.

Council Contact Information

Mayor Yvonne Flores-Cale	YCale@cityofkyle.com
Mayor Pro Tem Michael Tobias	MTobias@cityofkyle.com
Council Member Courtney Goza	CGoza@cityofkyle.com
Council Member Melisa Medina	MMedina@cityofkyle.com
Council Member Claudia Zapata	CZapata@cityofkyle.com
Council Member Dr. Lauralee Harris	LHarris@cityofkyle.com
Council Member Marc McKinney	MMcKinney@cityofkyle.com

City Council Regular Meeting

DEPARTMENT: Office of the City Manager

FROM: Perwez A. Moheet, CPA, Interim City Manager & Director of Finance

MEETING: September 15, 2026

SUBJECT:

Consider approval of an Ordinance ratifying the property tax revenues reflected in the budget for Fiscal Year 2026-27 which will raise more revenue from property taxes than in the prior Fiscal Year 2025-26.
(RELATED AGENDA ITEM 5 OF 5 & ROLL CALL VOTE REQUESTED)

SUMMARY:

The Fiscal Year 2026-27 budget is estimated to raise more revenues from property taxes for the Maintenance & Operations (M&O) portion than in the prior budget of the City of Kyle for Fiscal Year 2025-26.

Section 102.007 (c) of the Texas Local Government Code provides that when adoption of a budget will require raising more revenue from property taxes than in the previous year, it requires a separate vote of the City Council to ratify the property tax increase reflected in the budget.

The City Council's vote under this subsection is in addition to and separate from the vote to adopt the budget or a vote to set the tax rate.

NEXT STEPS:

The second round of public hearings and readings of Ordinances associated with the Fiscal Year 2026-27 budget and tax rate adoption process are currently scheduled for September 15, 2026, as follows:

- ❑ Tuesday, September 15, 2026 (7:00 p.m.)
    - Public Hearing #2: Budget, Fees, & Utility Rates
    - Public Hearing #2: Property Tax Rates
    - 2nd Reading: Budget Adoption Ordinance
    - 2nd Reading: Property Tax Rate Adoption Ordinance
    - 2nd Reading: Property Tax Increase Ratification Ordinance

PRIOR ACTION/INPUT (COUNCIL, BOARDS, CITIZENS):

On August 1, 2026, the Interim City Manager presented to the City Council the recommended proposed budget for Fiscal Year 2026-27. This presentation included preliminary discussions pertaining to the City's property valuation information for Tax Year 2026 or Fiscal Year 2026-27 and the current adopted tax rates.

On August 13, 2026, the Interim City Manager presented to the City Council the property tax rate information for Tax Year 2026 or Fiscal Year 2026-27. The purpose of this discussion was to provide City Council with an overview of the Fiscal Year 2026-27 property tax rate calculations, discuss tax rate options, and receive direction regarding the tax rate to be considered for adoption at a future City Council meeting.

The accompanying presentation by the Interim City Manager to the City Council on August 13, 2026, summarized the statutory Truth-in-Taxation requirements, current taxable assessed valuation information, preliminary tax rate calculations, and anticipated future impacts on the City's debt service requirements.

STAFF RECOMMENDATION

Staff recommends approval of the Ordinance to comply with the requirements of Section 102.007 (c) of the Texas Local Government Code.

STAFF CONTACT:

Name: Perwez A. Moheet, CPA
Title: Interim City Manager & Director of Finance
Email: pmoheet@cityofkyle.com
Phone: (512) 262-1010

Approval of Ordinance Ratifying Increase in Tax Revenues For Fiscal Year 2026-27

City Council Meeting: September 15, 2026

Presented By: Perwez A. Moheet, CPA, Interim City Manager & Director of Finance

Approval of Ordinance Ratifying Increase in Tax Revenues For Fiscal Year 2026-27

- Section 102.007 (c) of the Texas Local Government Code provides that when adoption of a budget that will raise more revenue from property taxes than in the previous year, a separate vote of the City Council is required to ratify the property tax revenue increase reflected in the budget.
- The City Council's vote under this subsection is in addition to and separate from the vote to adopt the budget or a vote to set the tax rate.
- The Fiscal Year 2026-27 budget will raise slightly more revenue from property taxes for the Maintenance & Operations (M&O) portion than in the prior budget of the City of Kyle for Fiscal Year 2025-26.

Staff Recommendation

- Staff recommends approval of the Ordinance in order to comply with the requirements of Section 102.007 (c) of the Texas Local Government Code.

Questions & Comments

Ordinance No. _____

ORDINANCE OF THE CITY OF KYLE RATIFYING THE PROPERTY TAX INCREASE REFLECTED IN THE FISCAL YEAR 2026-27 BUDGET THAT WILL REQUIRE RAISING MORE REVENUE FROM PROPERTY TAXES THAN IN THE PRIOR FISCAL YEAR 2025-26 BUDGET.

WHEREAS, the City Council has, on the same date as and prior to its consideration and adoption of this Ordinance, adopted by separate Ordinance the budget of the City of Kyle for the Fiscal Year 2026-27; and

WHEREAS, the Fiscal Year 2026-27 budget will require raising more revenue from property taxes than in the prior budget of the City of Kyle for Fiscal Year 2025-26; and

WHEREAS, Section 102.007 (c) of the Texas Local Government Code provides that adoption of a budget that will require raising more revenue from property taxes than in the previous year does require a separate vote of the City Council to ratify the property tax increase reflected in the budget; and that a vote under this subsection is in addition to and separate from the vote to adopt the budget or a vote to set the tax rate; and

WHEREAS, in order to comply with that provision, it is necessary for the City Council to adopt this Ordinance.

NOW, THEREFORE, BE IT ORDAINED BY THE CITY COUNCIL OF THE CITY OF KYLE, TEXAS:

Section 1. <u>Ratification of Property Tax Increase Reflected in the Budget</u>

In accordance with the requirements of Section 102.007 (c), Texas Local Government Code, the property tax increase reflected in the Fiscal Year 2026-27 budget that will require raising more revenue from property taxes than in the prior approved budget for Fiscal Year 2025-26, is hereby ratified.

Section 2. <u>Public Hearings.</u>

The City Council held two (2) separate public hearings on September 5, 2026 and September 15, 2026, respectively, to obtain and receive comments and recommendations from Kyle taxpayers, ratepayers, residents, businesses, and other interested persons specifically on the City's proposed ad valorem tax rate (property tax rate) for Fiscal Year 2026-27 (Tax Year 2026).

The date, time, and place for the one required public hearing, in compliance with the requirements specified under Chapter 26 of the Texas Tax Code, on the proposed ad valorem tax rate (property tax rate) for Fiscal Year 2026-27 (Tax Year 2026) for the City of Kyle is scheduled by the City Council at 7:00 p.m., on September 15, 2026, at Kyle City Hall located at 100 W. Center Street, Kyle, Texas 78640.

Section 3. Effective Date.

This Ordinance shall take effect immediately from and after its passage.

Section 4. Open Meetings.

It is hereby officially found and determined that the meeting at which this Ordinance is passed was open to the public as required and that public notice of the time, place, and purpose of said meeting was given as required by the Open Meetings Act.

PASSED AND APPROVED on 1st Reading this 5th day of September 2026.

FINALLY PASSED AND APPROVED on this 15th day of September 2026.

CITY OF KYLE, TEXAS

_____
Yvonne Flores-Cale, Mayor

ATTEST:

_____
Jennifer Kirkland, City Secretary

2026 Tax Rate Calculation Worksheet
Taxing Units Other Than School Districts or Water Districts

Form 50-856

City of Kyle
Taxing Unit Name

(512) 262-1010
Phone *(area code and number)*

100 W. Center Street, Kyle, TX, 78640
Taxing Unit's Address, City, State, ZIP Code

http://www.cityofkyle.com
Taxing Unit's Website Address

GENERAL INFORMATION: Tax Code Section 26.04(c) requires an officer or employee designated by the governing body to calculate the no-new-revenue (NNR) tax rate and voter-approval tax rate for the taxing unit. These tax rates are expressed in dollars per $100 of taxable value calculated. The calculation process starts after the chief appraiser delivers to the taxing unit the certified appraisal roll and the estimated values of properties under protest. The designated officer or employee shall certify that the officer or employee has accurately calculated the tax rates and used values shown for the certified appraisal roll or certified estimate. The officer or employee submits the rates to the governing body by Aug. 7 or as soon thereafter as practicable.

School districts do not use this form, but instead use Comptroller Form 50-859 *Tax Rate Calculation Worksheet, School District without Chapter 313 and JETI Agreements* or Comptroller Form 50-884 *Tax Rate Calculation Worksheet, School District with Chapter 313 and JETI Agreements.*

Water districts as defined under Water Code Section 49.001(1) do not use this form, but instead use Comptroller Form 50-858 *Water District Voter-Approval Tax Rate Worksheet for Low Tax Rate and Developing Districts* or Comptroller Form 50-860 *Developed Water District Voter-Approval Tax Rate Worksheet.*

The Comptroller's office provides this worksheet to assist taxing units in determining tax rates. The information provided in this worksheet is offered as technical assistance and not legal advice. Taxing units should consult legal counsel for interpretations of law regarding tax rate preparation and adoption.

Taxing units must include a hyperlink to a document that evidences the accuracy of each entry in the worksheet other than an entry making a mathematical calculation.[1] Source materials must contain data for all worksheets used, including supplemental worksheets.

Insert hyperlink:

https://www.cityofkyle.gov/city-hall/financial-services/fiscal-year-2026-27-proposed-budget/truth-in-taxation-information-2026/

SECTION 1: No-New-Revenue Tax Rate

The NNR tax rate enables the public to evaluate the relationship between taxes for the prior year and for the current year based on a tax rate that would produce the same amount of taxes (no new taxes) if applied to the same properties that are taxed in both years. When appraisal values increase, the NNR tax rate should decrease.

The NNR tax rate for a county is the sum of the NNR tax rates calculated for each type of tax the county levies.

While uncommon, it is possible for a taxing unit to provide an exemption for only maintenance and operations taxes. In this case, the taxing unit will need to calculate the NNR tax rate separately for the maintenance and operations tax and the debt tax, then add the two components together.

Line	No-New-Revenue Tax Rate Worksheet	Amount/Rate
1.	**Prior year total taxable value.** Enter the amount of the prior year taxable value on the prior year tax roll today. Include any adjustments since last year's certification; exclude Tax Code Section 25.25(d) one-fourth and one-third over-appraisal corrections from these adjustments. Exclude any property value subject to an appeal under Chapter 42 as of July 25 (will add undisputed value in Line 6). This total includes the taxable value of homesteads with tax ceilings (will deduct in Line 2) and the captured value for tax increment financing (adjustment is made by deducting TIF taxes, as reflected in Line 17).[2]	$ 7,156,515,237
2.	**Prior year tax ceilings.** Counties, cities and junior college districts. Enter the prior year total taxable value of homesteads with tax ceilings. These include the homesteads of homeowners age 65 or older or disabled. Other taxing units enter 0. If your taxing unit adopted the tax ceiling provision last year or a prior year for homeowners age 65 or older or disabled, use this step.[3]	$ 0
3.	**Preliminary prior year adjusted taxable value.** Subtract Line 2 from Line 1.	$ 7,156,515,237
4.	**Prior year total adopted tax rate.**	$ 0.5957 /$100
5.	**Prior year taxable value lost because court appeals of ARB decisions reduced the prior year's appraised value.** **A. Original prior year ARB values:** ..... $ 189,434,626 **B. Prior year values resulting from final court decisions:** ..... - $ 179,141,139 **C. Prior year value loss.** Subtract B from A.[4]	$ 10,293,487

[1] Tex. Tax Code §§5.07(g)(4) and 26.04(d-1)
[2] Tex. Tax Code §26.012(14)
[3] Tex. Tax Code §26.012(14)
[4] Tex. Tax Code §26.012(13)

Line	No-New-Revenue Tax Rate Worksheet	Amount/Rate
6.	**Prior year taxable value subject to an appeal under Chapter 42, as of July 25.** **A. Prior year ARB certified value:** $ 181,310,930 **B. Prior year disputed value:** - $ 18,131,093 **C. Prior year undisputed value.** Subtract B from A. [5]	$ 163,179,837
7.	**Prior year Chapter 42 related adjusted values.** Add Line 5C and Line 6C.	$ 173,473,324
8.	**Prior year taxable value, adjusted for actual and potential court-ordered adjustments.** Add Line 3 and Line 7.	$ 7,329,988,561
9.	**Prior year taxable value of property in territory the taxing unit deannexed after Jan. 1 of the prior year.** Enter the prior year value of property in deannexed territory. [6]	$ 0
10.	**Prior year taxable value lost because property first qualified for an exemption in the current year.** If the taxing unit increased an original exemption, use the difference between the original exempted amount and the increased exempted amount. Do not include value lost due to freeport, goods-in-transit, temporary disaster exemptions. Note that lowering the amount or percentage of an existing exemption in the current year does not create a new exemption or reduce taxable value. **A. Absolute exemptions.** Use prior year market value: $ 340,402 **B. Partial exemptions.** Current year exemption amount or current year percentage exemption times prior year value: + $ 71,585,470 **C. Value loss.** Add A and B. [7]	$ 71,925,872
11.	**Prior year taxable value lost because property first qualified for agricultural appraisal (1-d or 1-d-1), timber appraisal, recreational/scenic appraisal or public access airport special appraisal in the current year.** Use only properties that qualified for the first time in the current year; do not use properties that qualified in the prior year. **A. Prior year market value:** $ 0 **B. Current year productivity or special appraised value:** - $ 0 **C. Value loss.** Subtract B from A. [8]	$ 0
12.	**Total adjustments for lost value.** Add Lines 9, 10C and 11C.	$ 71,925,872
13.	**Prior year captured value of property in a TIF.** Enter the total value of the prior year captured appraised value of property taxable by a taxing unit in a tax increment financing zone for which the prior year taxes were deposited into the tax increment fund. [9] If the taxing unit has no captured appraised value in line 18D, enter 0.	$ 778,442,429
14.	**Prior year total value.** Subtract Line 12 and Line 13 from Line 8.	$ 6,479,620,260
15.	**Adjusted prior year total levy.** Multiply Line 4 by Line 14 and divide by $100.	$ 38,599,097
16.	**Taxes refunded for years preceding the prior tax year.** Enter the amount of taxes refunded by the taxing unit for tax years preceding the prior tax year. Types of refunds include court decisions, Tax Code Section 25.25(b) and (c) corrections and Tax Code Section 31.11 payment errors. Do not include refunds for the prior tax year. This line applies only to tax years preceding the prior tax year. [10]	$ 260,288
17.	**Adjusted prior year levy with refunds.** Add Lines 15 and 16. [11]	$ 38,859,385

[5] Tex. Tax Code §26.012(13)
[6] Tex. Tax Code §26.012(15)
[7] Tex. Tax Code §26.012(15)
[8] Tex. Tax Code §26.012(15)
[9] Tex. Tax Code §26.03(c)
[10] Tex. Tax Code §26.012(13)
[11] Tex. Tax Code §26.012(13) and (15)

Line	No-New-Revenue Tax Rate Worksheet	Amount/Rate
18.	**Total current year taxable value on the current year certified appraisal roll today.** This value includes only certified values or certified estimate of values and includes the total taxable value of homesteads with tax ceilings (will deduct in Line 20). These homesteads include homeowners age 65 or older or disabled. [12] **A. Certified values:** ..... $ 7,049,842,804 **B. Counties:** Include railroad rolling stock values certified by the Comptroller's office: ..... + $ 0 **C. Pollution control and energy storage system exemption:** Deduct the value of property exempted for the current tax year for the first time as pollution control or energy storage system property: ..... - $ 0 **D. Tax increment financing:** Deduct the current year captured appraised value of property taxable by a taxing unit in a tax increment reinvestment zone for which the current year taxes will be deposited into the tax increment fund. Do not include any new property value that will be included in Line 24 below. [13] Adjustments to the taxable value must be calculated separately for each reinvestment zone using Form 50-110.[14] Enter the total from Form 50-110 ..... - $ 770,735,991 **E. Total current year value.** Add A and B, then subtract C and D.	$ 6,279,106,813
19.	**Total value of properties under protest or not included on certified appraisal roll.** [15] **A. Current year taxable value of properties under protest.** The chief appraiser certifies a list of properties still under ARB protest. The list shows the appraisal district's value and the taxpayer's claimed value, if any, or an estimate of the value if the taxpayer wins. For each of the properties under protest, use the lowest of these values. Enter the total value under protest. [16] ..... $ 67,168,226 **B. Current year value of properties not under protest or included on certified appraisal roll.** The chief appraiser gives taxing units a list of those taxable properties that the chief appraiser knows about but are not included in the appraisal roll certification. These properties also are not on the list of properties that are still under protest. On this list of properties, the chief appraiser includes the market value, appraised value and exemptions for the preceding year and a reasonable estimate of the market value, appraised value and exemptions for the current year. Use the lower market, appraised or taxable value (as appropriate). Enter the total value of property not on the certified roll. [17] ..... + $ 0 **C. Total value under protest or not certified.** Add A and B.	$ 67,168,226
20.	**Current year tax ceilings.** Counties, cities and junior colleges enter current year total taxable value of homesteads with tax ceilings. These include the homesteads of homeowners age 65 or older or disabled. Other taxing units enter 0. If your taxing unit adopted the tax ceiling provision in the prior year or a previous year for homeowners age 65 or older or disabled, use this step.[18]	$ 0
21.	**Anticipated contested value.** Affected taxing units enter the contested taxable value for all property that is subject to anticipated substantial litigation. [19] An affected taxing unit is wholly or partly located in a county that has a population of less than 500,000 and is located on the Gulf of Mexico.[20] If completing this line, the taxing unit must include supporting documentation in Section 9.[21] Taxing units that are not affected, enter 0.	$ 0
22.	**Current year total taxable value.** Add Lines 18E and 19C, then subtract Lines 20 and 21.[22]	$ 6,346,275,039
23.	**Total current year taxable value of properties in territory annexed after Jan. 1, of the prior year.** Include both real and personal property. Enter the current year value of property in territory annexed. [23]	$ 0
24.	**Total current year taxable value of new improvements and new personal property located in new improvements.** New means the item was not on the appraisal roll in the prior year. An improvement is a building, structure, fixture or fence erected on or affixed to land. New additions to existing improvements may be included if the appraised value can be determined. New personal property in a new improvement must have been brought into the taxing unit after Jan. 1, of the prior year and be located in a new improvement. New improvements **do** include property on which a tax abatement agreement has expired for the current year. [24]	$ 199,805,501

[12] Tex. Tax Code §§26.012(6) and 26.04(c-2)
[13] Tex. Tax Code §26.03(c)
[14] Tex. Tax Code §26.03(e)
[15] Tex. Tax Code §26.01(c) and (d)
[16] Tex. Tax Code §26.01(c)
[17] Tex. Tax Code §26.01(d)
[18] Tex. Tax Code §26.012(6)(B)
[19] Tex. Tax Code §§26.012(6)(C) and 26.012(1-b)
[20] Tex. Tax Code §26.012(1-a)
[21] Tex. Tax Code §26.04(d-3)
[22] Tex. Tax Code §26.012(6)
[23] Tex. Tax Code §26.012(17)
[24] Tex. Tax Code §26.012(17)

Line	No-New-Revenue Tax Rate Worksheet	Amount/Rate
25.	**Total adjustments to the current year taxable value.** Add Lines 23 and 24.	$ 199,805,501
26.	**Adjusted current year taxable value.** Subtract Line 25 from Line 22.	$ 6,146,469,538
27.	**Current year NNR tax rate.** Divide Line 17 by Line 26 and multiply by $100. [25]	$ 0.6322 /$100
28.	**COUNTIES ONLY.** Add together the NNR tax rates for each type of tax the county levies. The total is the current year county NNR tax rate. [26]	$ 0.0000 /$100

Voter Approval Tax Rate

The voter-approval tax rate is the highest tax rate that a taxing unit may adopt without holding an election to seek voter approval of the tax rate. The type of taxing unit will determine the rate components that apply to a taxing units' overall voter-approval tax rate.

The voter-approval tax rate for a county is the sum of the voter-approval tax rates calculated for each type of tax the county levies. In most cases the voter-approval tax rate exceeds the no-new-revenue tax rate, but occasionally decreases in a taxing unit's debt service will cause the NNR tax rate to be higher than the voter-approval tax rate.

SECTION 2: Maintenance and Operations (M&O) and Debt Tax Rate Worksheet

This section calculates two components of the voter-approval tax rate:

1. **Maintenance and Operations (M&O) Tax Rate:** The M&O portion is the tax rate that is needed to raise the same amount of taxes that the taxing unit levied in the prior year plus the applicable percentage allowed by law. This rate accounts for such things as salaries, utilities and day-to-day operations.
2. **Debt Rate:** The debt rate includes the minimum dollar amount required to be paid toward debt service for the current year.[27] This rate accounts for principal and interest on bonds and other debt secured by property tax revenue.

Line	M&O and Debt Tax Rate Worksheet	Amount/Rate
29.	**Prior year M&O tax rate.** Enter the prior year M&O tax rate.	$ 0.3212 /$100
30.	**Prior year taxable value, adjusted for actual and potential court-ordered adjustments.** Enter the amount in Line 8 of the *No-New-Revenue Tax Rate Worksheet.*	$ 7,329,988,561
31.	**Total prior year M&O levy.** Multiply Line 29 by Line 30 and divide by $100.	$ 23,543,923
32.	**Adjusted prior year levy for calculating NNR M&O rate.**	
	A. M&O taxes refunded for years preceding the prior tax year. Enter the amount of M&O taxes refunded in the preceding year for taxes before that year. Types of refunds include court decisions, Tax Code Section 25.25(b) and (c) corrections and Tax Code Section 31.11 payment errors. Do not include refunds for tax year 2025. This line applies only to tax years preceding the prior tax year. + $ 157,130	
	B. Prior year taxes in TIF. Enter the amount of taxes paid into the tax increment fund for a reinvestment zone as agreed by the taxing unit. If the taxing unit has no current year captured appraised value in Line 18D, enter 0. – $ 1,936,489	
	C. Prior year transferred function. If discontinuing all of a department, function or activity and transferring it to another taxing unit by written contract, enter the amount spent by the taxing unit discontinuing the function in the 12 months preceding the month of this calculation. If the taxing unit did not operate this function for this 12-month period, use the amount spent in the last full fiscal year in which the taxing unit operated the function. The taxing unit discontinuing the function will subtract this amount in D below. The taxing unit receiving the function will add this amount in D below. Other taxing units enter 0. +/- $ 0	
	D. Prior year M&O levy adjustments. Subtract B from A. For taxing unit with C, subtract if discontinuing function and add if receiving function. $ -1,779,359	
	E. Add Line 31 to 32D.	$ 21,764,564
33.	**Adjusted current year taxable value.** Enter the amount in Line 26 of the *No-New-Revenue Tax Rate Worksheet.*	$ 6,146,469,538
34.	**Current year NNR M&O rate (unadjusted).** Divide Line 32E by Line 33 and multiply by $100.	$ 0.3540 /$100

[25] Tex. Tax Code §26.04(c)
[26] Tex. Tax Code §26.04(d)
[27] Tex. Tax Code §26.012(3)

Line	M&O and Debt Tax Rate Worksheet	Amount/Rate
35.	**Rate adjustment for state criminal justice mandate.** [28]	
	A. Current year state criminal justice mandate. Enter the amount spent by a county in the previous 12 months providing for the maintenance and operation cost of keeping inmates in county-paid facilities after they have been sentenced. Do not include any state reimbursement received by the county for the same purpose. $ 0	
	B. Prior year state criminal justice mandate. Enter the amount spent by a county in the 12 months prior to the previous 12 months providing for the maintenance and operation cost of keeping inmates in county-paid facilities after they have been sentenced. Do not include any state reimbursement received by the county for the same purpose. Enter zero if this is the first time the mandate applies. – $ 0	
	C. Subtract B from A and divide by Line 33 and multiply by $100 $ 0.0000 /$100	
	D. Enter the rate calculated in C. If not applicable, enter 0.	$ 0.0000 /$100
36.	**Rate adjustment for indigent health care expenditures.** [29]	
	A. Current year indigent health care expenditures. Enter the amount paid by a taxing unit providing for the maintenance and operation cost of providing indigent health care for the period beginning on July 1, of the prior tax year and ending on June 30, of the current tax year, less any state assistance received for the same purpose. $ 0	
	B. Prior year indigent health care expenditures. Enter the amount paid by a taxing unit providing for the maintenance and operation cost of providing indigent health care for the period beginning on July 1, 2024 and ending on June 30, 2025, less any state assistance received for the same purpose. – $ 0	
	C. Subtract B from A and divide by Line 33 and multiply by $100 $ 0.0000 /$100	
	D. Enter the rate calculated in C. If not applicable, enter 0.	$ 0.0000 /$100
37.	**Rate adjustment for county indigent defense compensation.** [30]	
	A. Current year indigent defense compensation expenditures. Enter the amount paid by a county to provide appointed counsel for indigent individuals and fund the operations of a public defender's office under Article 26.044, Code of Criminal Procedure for the period beginning on July 1, of the prior tax year and ending on June 30,of the current tax year, less any state grants received by the county for the same purpose. $ 0	
	B. Prior year indigent defense compensation expenditures. Enter the amount paid by a county to provide appointed counsel for indigent individuals and fund the operations of a public defender's office under Article 26.044, Code of Criminal Procedure for the period beginning on July 1, 2024 and ending on June 30, 2025, less any state grants received by the county for the same purpose. $ 0	
	C. Subtract B from A and divide by Line 33 and multiply by $100 $ 0.0000 /$100	
	D. Multiply B by 0.05 and divide by Line 33 and multiply by $100 $ 0.0000 /$100	
	E. Enter the lesser of C and D. If not applicable, enter 0.	$ 0.0000 /$100
38.	**Rate adjustment for county hospital expenditures.** [31]	
	A. Current year eligible county hospital expenditures. Enter the amount paid by the county or municipality to maintain and operate an eligible county hospital for the period beginning on July 1, of the prior tax year and ending on June 30, of the current tax year. $ 0	
	B. Prior year eligible county hospital expenditures. Enter the amount paid by the county or municipality to maintain and operate an eligible county hospital for the period beginning on July 1, 2024 and ending on June 30, 2025. $ 0	
	C. Subtract B from A and divide by Line 33 and multiply by $100 $ 0.0000 /$100	
	D. Multiply B by 0.08 and divide by Line 33 and multiply by $100 $ 0.0000 /$100	
	E. Enter the lesser of C and D, if applicable. If not applicable, enter 0.	$ 0.0000 /$100

[28] Tex. Tax Code §26.044
[29] Tex. Tax Code §26.0441
[30] Tex. Tax Code §26.0442
[31] Tex. Tax Code §26.0443

Line	M&O and Debt Tax Rate Worksheet	Amount/Rate
39.	**Rate adjustment for defunding municipality.** This adjustment only applies to a municipality that is considered to be a defunding municipality for the current tax year under Chapter 109, Local Government Code. Chapter 109, Local Government Code only applies to municipalities with a population of more than 250,000 and includes a written determination by the Office of the Governor. See Tax Code Section 26.0444 for more information. **A.** **Amount appropriated for public safety in the prior year.** Enter the amount of money appropriated for public safety in the budget adopted by the municipality for the preceding fiscal year. . . . . $ 0 **B.** **Expenditures for public safety in the prior year.** Enter the amount of money spent by the municipality for public safety during the preceding fiscal year . . . . . $ 0 **C.** Subtract B from A and divide by Line 33 and multiply by $100 . . . . . $ 0.0000 /$100 **D.** Enter the rate calculated in C. If not applicable, enter 0.	$ 0.0000 /$100
40.	**Adjusted current year NNR M&O rate.** Add Lines 34, 35D, 36D, 37E, and 38E. Subtract Line 39D.	$ 0.3540 /$100
41.	**Adjustment for prior year sales tax specifically to reduce property taxes.** Cities, counties and hospital districts that collected and spent additional sales tax on M&O expenses in the prior year should complete this line. These entities will deduct the sales tax gain rate for the current year in Section 3. Other taxing units, enter zero. **A.** Enter the amount of additional sales tax collected and spent on M&O expenses in the prior year, if any. Counties must exclude any amount that was spent for economic development grants from the amount of sales tax spent . . . . . $ 6,782,709 **B.** Divide Line 41A by Line 33 and multiply by $100 . . . . . $ 0.1103 /$100 **C.** Add Line 41B to Line 40.	$ 0.4643 /$100
42.	**Current year voter-approval M&O rate.** Enter the rate as calculated by the appropriate scenario below. **Special Taxing Unit.** If the taxing unit qualifies as a special taxing unit, multiply Line 41C by 1.08. **- or -** **Other Taxing Unit.** If the taxing unit does not qualify as a special taxing unit, multiply Line 41C by 1.035.	$ 0.4805 /$100
D42.	***Disaster Line 42 (D42):* Current year voter-approval M&O rate for taxing unit affected by disaster declaration.** [32] If the taxing unit is located in an area declared a disaster area and at least one person is granted an exemption under Tax Code Section 11.35 for property located in the taxing unit, the governing body may direct the person calculating the voter-approval tax rate to calculate a rate equal to the lesser of: **A.** The voter-approval tax rate calculated in the manner provided for a special taxing unit. Multiply line 41C by 1.08 [33] . . . . . $ _____ /$100 **- or -** **B.** The voter-approval M&O tax rate calculated in the manner provided for a taxing unit other than a special taxing unit plus the disaster relief rate. [34] Complete Section 5 through Line 68 to complete D42(B). a. Enter the **disaster relief cost.** . . . . . $ _____ b. **Disaster relief rate**. Divide Line D42(B)(a) by Line 26 and multiply by 100 . . . . . $ _____ /$100 c. Add Line D42(B)(b) to Line 42. . . . . $ _____ /$100 d. Enter the **current year unused increment rate** from Line 68 . . . . . $ _____ /$100 e Add Line D42(c) to Line D42(d). . . . . $ _____ /$100 The taxing unit shall continue to calculate the voter-approval tax rate in this manner until the earlier of: 1) the first year in which total taxable value on the certified appraisal roll exceeds the total taxable value of the tax year in which the disaster occurred; or 2) the third tax year after the tax year in which the disaster occurred. **C.** Enter Line D42(A) if less than Line D42(B)(e). If Line D42(B)(e) is less than line D42(A), enter Line D42(B)(c). [35] If the taxing unit does not qualify, do not complete Disaster Line 42 (Line D42).	$ _____ /$100

[32] Tex. Tax Code §26.042
[33] Tex. Tax Code §26.042(a-2)(1)
[34] Tex. Tax Code §§26.042(a-1) and 26.042(a-2)(2)
[35] Tex. Tax Code §26.042(a-2)

Line	M&O and Debt Tax Rate Worksheet	Amount/Rate
43.	**Total current year debt to be paid with property taxes and additional sales tax revenue.** Debt means the interest and principal that will be paid on debts that: **(1)** are paid by property taxes; **(2)** are secured by property taxes; **(3)** are scheduled for payment over a period longer than one year; and **(4)** are not classified in the taxing unit's budget as M&O expenses. **A. Debt** also includes contractual payments to other taxing units that have incurred debts on behalf of this taxing unit, if those debts meet the four conditions above. Include only amounts that will be paid from property tax revenue. Do not include appraisal district budget payments. If the governing body of a taxing unit authorized or agreed to authorize a bond, warrant, certificate of obligation, or other evidence of indebtedness on or after Sept. 1, 2021, verify if it meets the amended definition of debt before including it here. [36] Enter debt amount ..... $ 14,088,902 **B.** Subtract **unencumbered fund amount** used to reduce total debt. ..... – $ 0 **C.** Subtract **certified amount spent from sales tax to reduce debt** (enter zero if none) ..... – $ 0 **D.** Subtract **amount paid** from other resources ..... – $ 0 **E. Adjusted debt.** Subtract B, C and D from A.	$ 14,088,902
44.	**Certified prior year excess debt collections.** Enter the amount certified by the collector. [37]	$ 1,947,105
45.	**Adjusted current year debt.** Subtract Line 44 from Line 43E.	$ 12,141,797
46.	**Current year anticipated collection rate.** **A.** Enter the current year anticipated collection rate certified by the collector. [38] ..... 100.00 % **B.** Enter the prior year actual collection rate. ..... 98.04 % **C.** Enter the 2024 actual collection rate. ..... 98.69 % **D.** Enter the 2023 actual collection rate. ..... 98.46 % **E.** If the anticipated collection rate in A is lower than actual collection rates in B, C and D, enter the lowest collection rate from B, C and D. If the anticipated rate in A is higher than at least one of the rates in the prior three years, enter the rate from A. Note that the rate can be greater than 100%. [39]	100.00 %
47.	**Current year debt adjusted for collections.** Divide Line 45 by Line 46E.	$ 12,141,797
48.	**Current year total taxable value.** Enter the amount on Line 22 of the *No-New-Revenue Tax Rate Worksheet*.	$ 6,346,275,039
49.	**Current year debt rate.** Divide Line 47 by Line 48 and multiply by $100.	$ 0.1913 /$100
50.	**Current year voter-approval M&O rate plus current year debt rate.** Add Lines 42 and 49.	$ 0.6718 /$100
D50.	***Disaster Line 50 (D50):* Current year voter-approval M&O and debt tax rate for taxing unit affected by disaster declaration.** Complete this line if the taxing unit calculated the voter-approval M&O tax rate in the manner provided by Line D42. Add Line D42(C) and 49.	$ ____ /$100
51.	**COUNTIES ONLY.** Add together the voter-approval M&O and debt tax rates for each type of tax the county levies. The total is the current year county voter-approval M&O and debt tax rate.	$ 0.0000 /$100

[36] Tex. Tax Code §26.012(7)
[37] Tex. Tax Code §§26.012(10) and 26.04(b)
[38] Tex. Tax Code §26.04(b))
[39] Tex. Tax Code §26.04(h), (h-1) and (h-2)

SECTION 3: Adjustments for Additional Sales Tax to Reduce Property Taxes

Cities, counties and hospital districts may levy a sales tax specifically to reduce property taxes. Local voters by election must approve imposing or abolishing the additional sales tax. If approved, the taxing unit must reduce its NNR and voter-approval tax rates to offset the expected sales tax revenue.

This section should only be completed by a county, city or hospital district that is required to adjust its NNR tax rate and/or voter-approval tax rate because it adopted the additional sales tax.

Line	Additional Sales and Use Tax Worksheet	Amount/Rate
52.	**Taxable Sales.** For taxing units that adopted the sales tax in November of the prior tax year or May of the current tax year, enter the Comptroller's estimate of taxable sales for the previous four quarters.[40] Estimates of taxable sales may be obtained through the Comptroller's Allocation Historical Summary webpage. Taxing units that adopted the sales tax before November of the prior year, enter 0.	$ 0
53.	**Estimated sales tax revenue.** Counties exclude any amount that is or will be spent for economic development grants from the amount of estimated sales tax revenue. [41] **Taxing units that adopted the sales tax in November of the prior tax year or in May of the current tax year.** Multiply the amount on Line 52 by the sales tax rate (.01, .005 or .0025, as applicable) and multiply the result by .95. [42] **- or -** **Taxing units that adopted the sales tax before November of the prior year.** Enter the sales tax revenue for the previous four quarters. Do not multiply by .95.	$ 6,782,709
54.	**Current year total taxable value.** Enter the amount from Line 22 of the *No-New-Revenue Tax Rate Worksheet*.	$ 6,346,275,039
55.	**Sales tax adjustment rate.** Divide Line 53 by Line 54 and multiply by $100.	$ 0.1068 /$100
56.	**Current year NNR tax rate, unadjusted for sales tax.**[43] Enter the rate from Line 27 or 28, as applicable, on the *No-New-Revenue Tax Rate Worksheet*.	$ 0.6322 /$100
57.	**Current year NNR tax rate, adjusted for sales tax.** **Taxing units that adopted the sales tax in November the prior tax year or in May of the current tax year.** Subtract Line 55 from Line 56. Skip to Line 58 if you adopted the additional sales tax before November of the prior tax year.	$ _____ /$100
58.	**Current year voter-approval tax rate, unadjusted for sales tax.**[44] Enter the rate from Line 50, Line D50 (disaster) or Line 51 (counties) as applicable, of the *M&O and Debt Tax Rate Worksheet*.	$ 0.6718 /$100
59.	**Current year voter-approval tax rate, adjusted for sales tax.** Subtract Line 55 from Line 58.	$ 0.5650 /$100

SECTION 4: Adjustment for Pollution Control

A taxing unit may raise its rate for M&O funds used to pay for a facility, device or method for the control of air, water or land pollution. This includes any land, structure, building, installation, excavation, machinery, equipment or device that is used, constructed, acquired or installed wholly or partly to meet or exceed pollution control requirements. The taxing unit's expenses are those necessary to meet the requirements of a permit issued by the Texas Commission on Environmental Quality (TCEQ). The taxing unit must provide the tax assessor with a copy of the TCEQ letter of determination that states the portion of the cost of the installation for pollution control.

This section should only be completed by a taxing unit that uses M&O funds to pay for a facility, device or method for the control of air, water or land pollution.

Line	Adjustment for Pollution Control Requirements Worksheet	Amount/Rate
60.	**Certified expenses from the Texas Commission on Environmental Quality (TCEQ).** Enter the amount certified in the determination letter from TCEQ. [45] The taxing unit shall provide its tax assessor-collector with a copy of the letter. [46]	$ _____
61.	**Current year total taxable value.** Enter the amount from Line 22 of the *No-New-Revenue Tax Rate Worksheet*.	$ _____
62.	**Additional rate for pollution control.** Divide Line 60 by Line 61 and multiply by $100.	$ _____ /$100
63.	**Current year voter-approval tax rate, adjusted for pollution control.** Add Line 62 to one of the following lines (as applicable): Line 50, Line D50 (disaster), Line 51 (counties) or Line 59 (taxing units with the additional sales tax).	$ _____ /$100

[40] Tex. Tax Code §26.041(d)
[41] Tex. Tax Code §26.041(i)
[42] Tex. Tax Code §26.041(d)
[43] Tex. Tax Code §26.04(c)
[44] Tex. Tax Code §26.04(c)
[45] Tex. Tax Code §26.045(d)
[46] Tex. Tax Code §26.045(i)

SECTION 5: Unused Increment Rate

The unused increment rate is the rate equal to the sum of the prior 3 years Foregone Revenue Amounts divided by the current taxable value. [47] The Foregone Revenue Amount for each year is equal to that year's adopted tax rate subtracted from that year's voter-approval tax rate adjusted to remove the unused increment rate multiplied by that year's current total value. [48]

The difference between the adopted tax rate and adjusted voter-approval tax rate is considered zero in the following scenarios:

- a tax year in which a taxing unit affected by a disaster declaration calculates the tax rate under Tax Code Section 26.042; [49]
- a tax year in which the municipality is a defunding municipality, as defined by Tax Code Section 26.0501(a); [50] or
- after Jan. 1, 2022, a tax year in which the comptroller determines that the county implemented a budget reduction or reallocation described by Local Government Code Section 120.002(a) without the required voter approval. [51]

This section should only be completed by a taxing unit that does not meet the definition of a special taxing unit. [52]

Line	Unused Increment Rate Worksheet	Amount/Rate
64.	**Year 3 Foregone Revenue Amount. Subtract the 2025 unused increment rate and 2025 actual tax rate from the 2025 voter-approval tax rate. Multiply the result by the 2025 current total value**	
	A. Voter-approval tax rate (Line 68)	$ 0.5957 /$100
	B. Unused increment rate (Line 67)	$ 0.0000 /$100
	C. Subtract B from A	$ 0.5957 /$100
	D. Adopted Tax Rate	$ 0.5957 /$100
	E. Subtract D from C	$ 0.0000 /$100
	F. 2025 Total Taxable Value (Line 61)	$ 6,394,544,500
	G. Multiply E by F and divide the results by $100. If the number is less than zero, enter zero.	$ 0
65.	**Year 2 Foregone Revenue Amount. Subtract the 2024 unused increment rate and 2024 actual tax rate from the 2024 voter-approval tax rate. Multiply the result by the 2024 current total value**	
	A. Voter-approval tax rate (Line 68)	$ 0.4693 /$100
	B. Unused increment rate (Line 67)	$ 0.0000 /$100
	C. Subtract B from A	$ 0.4693 /$100
	D. Adopted Tax Rate	$ 0.4693 /$100
	E. Subtract D from C	$ 0.0000 /$100
	F. 2024 Total Taxable Value (Line 60)	$ 6,398,718,527
	G. Multiply E by F and divide the results by $100. If the number is less than zero, enter zero.	$ 0
66.	**Year 1 Foregone Revenue Amount. Subtract the 2023 unused increment rate and 2023 actual tax rate from the 2023 voter-approval tax rate. Multiply the result by the 2023 current total value**	
	A. Voter-approval tax rate (Line 67)	$ 0.4693 /$100
	B. Unused increment rate (Line 66)	$ 0.0001 /$100
	C. Subtract B from A	$ 0.4692 /$100
	D. Adopted Tax Rate	$ 0.4693 /$100
	E. Subtract D from C	$ -0.0001 /$100
	F. 2023 Total Taxable Value (Line 60)	$ 5,974,039,583
	G. Multiply E by F and divide the results by $100. If the number is less than zero, enter zero.	$ 0
67.	**Total Foregone Revenue Amount.** Add Lines 64G, 65G and 66G	$ 0.0000
68.	**2026 Unused Increment Rate.** Divide Line 67 by Line 22 of the *No-New-Revenue Rate Worksheet*. Multiply the result by 100	$ 0.0000 /$100
69.	**Total 2026 voter-approval tax rate.** Add Line 68 to one of the following lines (as applicable): Line 50, Line D50 (only if Line D42(B) was used), Line 51 (counties), Line 59 (taxing units with additional sales tax) or Line 63 (taxing units with pollution)	$ 0.5650 /$100

[47] Tex. Tax Code §26.013(b)
[48] Tex. Tax Code §26.013(a)(1-a), (1-b), and (2)
[49] Tex. Tax Code §§26.04(c)(2)(A) and 26.042(a)
[50] Tex. Tax Code §26.0501(a) and (c)
[51] Tex. Local Gov't Code §120.007(d)
[52] Tex. Local Gov't Code §26.04(c)(2)(B)

SECTION 6: De Minimis Rate

The de minimis rate is the rate equal to the sum of the no-new-revenue maintenance and operations rate, the rate that will raise $500,000, and the current debt rate for a taxing unit. [53]

This section should only be completed by a taxing unit that is a municipality of less than 30,000 or a taxing unit that does not meet the definition of a special taxing unit. [54]

Line	De Minimis Rate Worksheet	Amount/Rate
70.	**Adjusted current year NNR M&O tax rate.** Enter the rate from Line 40 of the *M&O and Debt Tax Rate Worksheet.*	$ _____/$100
71.	**Current year total taxable value.** Enter the amount on Line 22 of the *No-New-Revenue Tax Rate Worksheet.*	$ _____
72.	**Rate necessary to impose $500,000 in taxes.** Divide $500,000 by Line 71 and multiply by $100.	$ _____/$100
73.	**Current year debt rate.** Enter the rate from Line 49 of the *M&O and Debt Tax Rate Worksheet.*	$ _____/$100
74.	**De minimis rate.** Add Lines 70, 72 and 73.	$ _____/$100

SECTION 7: Adjustment for Emergency Revenue Rate

In the tax year after the end of the disaster calculation time period detailed in Tax Code Section 26.042(a), a taxing unit that calculated its voter-approval tax rate in the manner provided for a special taxing unit due to a disaster must calculate its emergency revenue rate and reduce its voter-approval tax rate for that year. [55]

This section will apply to a taxing unit other than a special taxing unit that:

- directed the designated officer or employee to calculate the voter-approval tax rate of the taxing unit in the manner provided for a special taxing unit in the prior year; and
- the current year is the first tax year in which the total taxable value of property taxable by the taxing unit as shown on the appraisal roll for the taxing unit submitted by the assessor for the taxing unit to the governing body exceeds the total taxable value of property taxable by the taxing unit on January 1 of the tax year in which the disaster occurred or the disaster occurred four years ago.

Note: This section does not apply if a taxing unit is continuing to calculate its voter-approval tax rate in the manner provided for a special taxing unit because it is still within the disaster calculation time period detailed in Tax Code Section 26.042(a) because it has not met the conditions in Tax Code Section 26.042(a)(1) or (2).

Line	Emergency Revenue Rate Worksheet	Amount/Rate
75.	**2025 adopted tax rate.** Enter the rate in Line 4 of the *No-New-Revenue Tax Rate Worksheet.*	$ _____/$100
76.	**Adjusted 2025 voter-approval tax rate.** Use the taxing unit's Tax Rate Calculation Worksheets from the prior year(s) to complete this line. [56] If a disaster occurred in 2025 and the taxing unit calculated its 2025 voter-approval tax rate using a multiplier of 1.08 on Disaster Line 42 (D42) of the 2025 worksheet due to a disaster, complete the applicable sections or lines of *Form 50-856-a, Adjusted Voter-Approval Tax Rate for Taxing Units in Disaster Area Calculation Worksheet.* **- or -** If a disaster occurred prior to 2025 for which the taxing unit continued to calculate its voter-approval tax rate using a multiplier of 1.08 on Disaster Line 42 (D42) in 2025, complete form 50-856-a, *Adjusted Voter-Approval Tax Rate for Taxing Units in Disaster Area Calculation Worksheet* to recalculate the voter-approval tax rate the taxing unit would have calculated in 2025 if it had generated revenue based on an adopted tax rate using a multiplier of 1.035 in the years following the disaster. [57] Enter the final adjusted 2025 voter-approval tax rate from the worksheet.	$ _____/$100
77.	**Increase in 2025 tax rate due to disaster.** Subtract Line 76 from Line 75.	$ _____/$100
78.	**Adjusted 2025 taxable value.** Enter the amount in Line 14 of the *No-New-Revenue Tax Rate Worksheet.*	$ _____
79.	**Emergency revenue.** Multiply Line 77 by Line 78 and divide by $100.	$ _____
80.	**Adjusted current year taxable value.** Enter the amount in Line 26 of the *No-New-Revenue Tax Rate Worksheet.*	$ _____
81.	**Emergency revenue rate.** Divide Line 79 by Line 80 and multiply by $100. [58]	$ _____/$100
82.	**Current year voter-approval tax rate, adjusted for emergency revenue.** Subtract Line 81 from one of the following lines (as applicable): Line 50, Line D50 (disaster), Line 51 (counties), Line 59 (taxing units with the additional sales tax), Line 63 (taxing units with pollution control) or Line 69 (taxing units with the unused increment rate).	$ _____/$100

[53] Tex. Tax Code §26.012(8-a)
[54] Tex. Tax Code §26.063(a)(1)
[55] Tex. Tax Code §26.042(b)
[56] Tex. Tax Code §26.042(c)
[57] Tex. Tax Code §26.042(b)
[58] Tex. Tax Code §26.042(b)

SECTION 8: Total Tax Rate

Indicate the applicable total tax rates as calculated above.

No-new-revenue tax rate. ..... $ 0.6322 /$100
As applicable, enter the current year NNR tax rate from: Line 27, Line 28 (counties), or Line 57 (adjusted for sales tax).

Indicate the line number used: 27

Voter-approval tax rate ..... $ 0.5650 /$100
As applicable, enter the current year voter-approval tax rate from: Line 50, Line D50 (disaster), Line 51 (counties), Line 59 (adjusted for sales tax), Line 63 (adjusted for pollution control), Line 69 (adjusted for unused increment), or Line 82 (adjusted for emergency revenue).

Indicate the line number used: 69

De minimis rate. ..... $ _____ /$100
If applicable, enter the current year de minimis rate from Line 74.

SECTION 9: Addendum

An affected taxing unit that enters an amount described by Tax Code Section 26.012(6)(C) in line 21 must include the following as an addendum:

1. Documentation that supports the exclusion of value under Tax Code Section 26.012(6)(C); and
2. Each statement submitted to the designated officer or employee by the property owner or entity as required by Tax Code Section 41.48(c)(2) for that tax year.

Insert hyperlinks to supporting documentation:

SECTION 10: Taxing Unit Representative Name and Signature

Enter the name of the person preparing the tax rate as authorized by the governing body of the taxing unit. By signing below, you certify that you are the designated officer or employee of the taxing unit and have accurately calculated the tax rates using values that are the same as the values shown in the taxing unit's certified appraisal roll or certified estimate of taxable value, in accordance with requirements in the Tax Code. [59]

print here ➧ Jennifer Escobar
Printed Name of Taxing Unit Representative

sign here ➧ Jennifer Escobar
Taxing Unit Representative

08/12/2026
Date

[59] Tex. Tax Code §26.04(c-2) and (d-2)

City of Kyle, Texas

TAXPAYER IMPACT STATEMENT

Median Homestead Property Tax Bill Comparison

Description of Item	FY 2025-26 Current Budget @ Adopted Property Tax Rate	FY 2026-27 Proposed Budget @ Proposed Property Tax Rate	FY 2026-27 Proposed Budget @ No-New-Revenue Property Tax Rate
Median-Valued Homestead Taxable Valuation	$266,150.00	$250,340.00	$250,340.00
Property Tax Rate Per $100/Taxable Valuation	$0.595700	$0.560000	$0.632200
Estimated Annual City Property Tax Bill	$1,585.46	$1,401.90	$1,582.65
$ Estimated Change in City Tax Bill From Current Year:	N/A	($183.55)	($2.81)
% Estimated Change in City Tax Bill From Current Year:	N/A	-11.58%	-0.18%

Pursuant to Texas Government Code Section 551.043, as amended by HB 1522, this statement compares the property tax bill for a median-valued homestead property in the current fiscal year with estimated property tax bills for the upcoming fiscal year under (1) the proposed budget and tax rate and (2) a balanced budget funded at the no-new-revenue tax rate. The comparison is intended to provide taxpayers with a clear understanding of the potential impact of budget and tax rate decisions.

Council Contact Information

Mayor Yvonne Flores-Cale	YCale@cityofkyle.com
Mayor Pro Tem Michael Tobias	MTobias@cityofkyle.com
Council Member Courtney Goza	CGoza@cityofkyle.com
Council Member Melisa Medina	MMedina@cityofkyle.com
Council Member Claudia Zapata	CZapata@cityofkyle.com
Council Member Dr. Lauralee Harris	LHarris@cityofkyle.com
Council Member Marc McKinney	MMcKinney@cityofkyle.com

City Council Regular Meeting

DEPARTMENT: Financial Services

FROM: Holly R. Holt-Torres, Assistant Director

MEETING: September 15, 2026

SUBJECT:

Consider approval of Budget Amendment #5 of an ordinance amending the City's approved budget for FY 2025-2026 by increasing total appropriations in an amount not to exceed $52,000 from the City's General Fund balance for services related to investigation action into the City's road bond program, pursuant to the City Council's September 1, 2026 approval of an amendment to the engagement letter with TXLAW, P.C., dba PNT Law Firm.

SUMMARY:

The City is in the process of completing a large-scale road bond program as well as constructing other critical road infrastructure improvements. The City Council has determined that it is beneficial to investigate certain actions related to the selection of vendors and/or the award of contracts in order to assess the risks to the City that may arise during the continuation of the work on the road infrastructure projects. City Council initially directed the City Manager to issue an request for qualifications to locate a third party attorney.

On May 5, 2026, the City Council approved an agreement with PNT Law Firm to conduct this investigation. PNT Law Firm has a practice area that specializes in internal investigations into conduct and allegations in a fair and objective manner. This experience includes assessments and investigations related to actions of government officials. PNT Law Firm has informed City staff that additional funding, for a total cost not to exceed $150,000 is required to complete the investigation and deliver a final report. This item authorizes an amendment to the agreement to provide for the additional

On September 1, 2026, under Agenda Item #22, City Council considered an amendment to the engagement letter with PNT Law Firm, for investigative action into the City's road bond project, to increase approved expenditures by $52,000, for a total contract amount not to exceed $150,000.

This budget amendment appropriates the funding necessary to support the Council-approved increase for continued services related to PNT Law Firm. Actual costs may be less, but will not exceed this amount without further approval of City Council.

OPTIONS:

1. Approve the ordinance amending the FY 2025-2026 budget as presented.
2. Deny the ordinance.
3. Other.

RECOMMENDATION:

Staff recommends approval of Budget Amendment #5.

PRIOR ACTION/INPUT (Council, Boards, Citizens):

On September 1, 2026, City Council approved an amended authorization for TXLAW, P.C., dba PNT Law Firm in an additional amount not to exceed $52,000, for a total contract amount not to exceed $150,000.

FISCAL IMPACT:

This item appropriates $52,000 in FY 2025-2026 funding for services related to Additional appropriations to be funded through the General Fund balance.

STAFF CONTACT:

Name: Holly R. Holt-Torres
Title: Assistant Director of Finance
Email: htorres@cityofkyle.com

ORDINANCE NO. _____

AN ORDINANCE OF THE CITY COUNCIL OF THE CITY OF KYLE, TEXAS, AMENDING THE CITY'S GENERAL FUND FOR FISCAL YEAR 2025-2026 BY INCREASING APPROPRIATIONS IN THE AMOUNT OF $52,000.00, TO AMEND THE ENGAGEMENT LETTER WITH TXLAW, P.C., DBA PNT LAW FOR INVESTGATIVE SERVICES TO THE CITY'S ROAD BOND PROJECT, FOR A TOTAL AMOUNT NOT TO EXCEED $150,000.00.

WHEREAS, the City of Kyle (the "City") is in the process of completing a large road bond program as well as other critical road infrastructure investments, which include contracts with engineering and construction firms; and

WHEREAS, TXLAW, P.C., dba PNT Law Firm was previously hired to investigate certain actions related to the selection of certain vendors and/or the award of certain contracts in order to assess the risks to the City that may arise during the continuation of the work on the road infrastructure projects through a small contract approved by the previous City Manager and a larger agreement approved by City Council for a total cost not to exceed $98,000; and

WHEREAS, TXLAW, P.C., dba PNT Law Firm has notified City staff that additional funding, up to a total cost of $150,000 is required to completed the investigation and deliver a final report to City Council; and

WHEREAS, the City Council has found and determined that approval of an amendment to the agreement with TXLAW, P.C., dba PNT Law Firm is in the best interests of the residents of the City.

NOW, THEREFORE, BE IT RESOLVED BY THE CITY COUNCIL OF THE CITY OF KYLE, HAYS COUNTY, TEXAS, THAT:

Section 1. Findings.
The City Council of the City specifically finds that the foregoing recitals are hereby found to be true and correct and are hereby adopted by the City Council and made a part hereof for all purposes as findings of fact.

Section 2. Amendment to Approved Budget.
The City Manager, or designee, is hereby authorized to execute all documents necessary to enter into an amendment to the agreement with TXLAW, P.C., dba PNT Law Firm, for legal services as described in this resolution in an amount of $52,000, for a total cost not to exceed $150,000, with all such documents in final form approved by the City Attorney.

Section 3. Approval of Amendment.
This budget amendment is hereby approved in all aspects and adopted as Budget Amendment #5 to the City's adopted budget for the Fiscal Year beginning October 1, 2025, and ending September 30, 2026.

Section 4. Repeal of Conflicting Ordinances.
Any and all ordinances, and parts thereof, that are in conflict herewith are hereby repealed to the extent of the conflict only.

Section 5. Open Meetings.
It is hereby officially found and determined that the meeting at which this Ordinance is passed was open to the public as required and that public notice of the time, place, and purpose of the said meeting was given as required by the Open Meetings Act, Chapter 551, Texas Government Code.

FINALLY PASSED AND APPROVED ON THIS THE ____ DAY OF _____, 2026.

THE CITY OF KYLE, TEXAS

_____
Yvonne Flores-Cale, Mayor

ATTEST:

_____
Jennifer Kirkland, City Secretary

City Council Regular Meeting Agenda
Tuesday, September 1, 2026 7:00 PM
Kyle City Hall, Council Chambers,
100 W. Center Street, Kyle, TX 78640

I. Call Meeting to Order, Roll Call, and Excuse Absences

II. Approval of Minutes

1. Consider approval of City Council meeting minutes:
   A. August 13, 2026 Special
   B. August 18, 2026 Regular
   (Item Presenter: Jennifer Kirkland, TRMC, City Secretary)
   Exhibit 1 - 2026 0813 Draft Special
   Exhibit 2 - 2026 0818 Draft Regular

III. Citizen Comment Period with City Council

The City Council welcomes comments from Citizens early in the agenda of City Council meetings. Those wishing to speak are encouraged to sign in before the meeting begins. Speakers will be provided with an opportunity to speak during this time period on any agenda item or any other matter concerning city business, and we ask they observe the three-minute time limit.

IV. Agenda Order

2. Agenda Order per Rules of Council Sec. B1.
   (Item Presenter: Yvonne Flores-Cale, Mayor)

V. Consent Agenda

3. Consider approval of a Resolution to reappoint Julian Hernandez to Seat 4 and Henry Siller to Seat 6 of the Economic Development and Tourism Board, each for two-year terms expiring September 2028.
   (Item Presenter: Victoria Vargas, Director of Economic Development)
   Exhibit 1 - Staff Memo
   Exhibit 2 - Presentation
   Exhibit 3 - Resolution

4. Consider approval of a Resolution to reappoint Julia Fishback to Seat 2, Chanel Walker to Seat 4, and Susan Segalo to Seat 6 of the Parks and Recreation Board, each for two-year terms expiring September 2028.
   (Item Presenter: Jesse Elizondo, Assistant City Manager)
   Exhibit 1 - Staff Memo
   Exhibit 2 - Presentation
   Exhibit 3 - Resolution

5. Consider approval of a Resolution to reappoint Betty Conley to Seat 2, Pamela Gibson to Seat 4, and Timothy Labadie to Seat 6 of the Board on Aging, each for two-year terms expiring September 2028.
(Item Presenter: Jesse Elizondo, Assistant City Manager)
Exhibit 1 - Staff Memo
Exhibit 2 - Presentation
Exhibit 3 - Resolution

6. Consider approval of a Resolution to reappoint Jackson Bennett to Seat 2, Raechel Moose to Seat 4, and Andrea Macrae to Seat 6 of the Arts and Cultural Board, each for two-year terms expiring September 2028.
(Item Presenter: Jesse Elizondo, Assistant City Manager)
Exhibit 1 - Staff Memo
Exhibit 2 - Presentation
Exhibit 3 - Resolution

7. Consider approval of a Resolution to reappoint Jessica Robinson to Seat 1 and Mary Landrum to Seat 7 of the Library Board, each for two-year terms, ending September 2028.
(Item Presenter: Leslie Scott, Director of Library Services)
Exhibit 1 - Staff Memo
Exhibit 2 - Presentation
Exhibit 3 - Resolution

8. Consider approval of a Resolution to reappoint Patricia Palacios to Seat 4 of the Board of Adjustment, for a two-year term expiring September 2028.
(Item Presenter: Jason Lutz, Interim Director of Planning)
Exhibit 1 - Staff Memo
Exhibit 2 - Presentation
Exhibit 3 - Resolution

9. Consider approval of a Resolution to reappoint Jake Webb to Seat 2 and Neil Stegall to Seat 4 of the Planning and Zoning Commission, each for two-year terms expiring September 2028.
(Item Presenter: Jason Lutz, Interim Director of Planning)
Exhibit 1 - Staff Memo
Exhibit 2 - Presentation
Exhibit 3 - Resolution

10. Consider approval of a Resolution to reappoint Morgan Harrell to Seat 2 and to appoint Ramone Param to Seat 4 and Margarita (Isabella) Crosby to Seat 6 of the Train Depot Board, each for two-year terms expiring September 2028.
(Item Presenter: Jason Lutz, Interim Director of Planning)
Exhibit 1 - Staff Memo
Exhibit 2 - Presentation
Exhibit 3 - Resolution

11. Consider the appointment of Rose Burke for Seat 1 of the City of Kyle Ethics Commission.
(Item Presenter: Courtney Goza, Council Member)

12. Consider the appointment of Joshua Ronson for Seat 7 of the City of Kyle Ethics Commission.
(Item Presenter: Yvonne Flores-Cale, Mayor)

13. Consider approval of a Resolution authorizing the Interim City Manager to execute an amendment reducing the contract amount awarded to TMT Solutions Inc. for RFP 2025-RFP-010, SCADA Remote Site Monitoring project for a total reduction of ($2,563,104.56) for a total contract value of $2,685,446.97 which includes a twenty percent contingency for post implementation services and other related project cost.
(Item Presenter: Mike Murphy, Director of Water Utilities)
Exhibit 1 - Staff Memo
Exhibit 2 - Presentation
Exhibit 3 - Resolution
Exhibit 4 - Agreement
Exhibit 5 - Amendment

14. Consider approval of a Resolution for authorizing a Change Order in the amount of $19,600.12 increasing construction contingency, totaling $790,062.96, to Capital Excavation Inc. for the Marketplace Avenue Extension project of the 2022 Road Bond Program, increasing the total construction contract amount to $8,494,691.36.
(Item Presenter: Leon Barba, P.E., City Engineer)
Exhibit 1 - Staff Memo
Exhibit 2 - Presentation
Exhibit 3 - Resolution
Exhibit 4 - Marketplace Change Order

15. Consider approval a Resolution authorizing the Interim City Manager to execute all documents necessary to purchase a 1,062 SF (0.0244 AC) grading easement from Norman J. Long and Ericka Long, for the purpose of improvements to the 2022 Road Bond eastern segment of the Bebee Road project in an amount of $8,312.00, plus an estimated $1,500.00 for reasonable closing costs.
(Item Presenter: Leon Barba, P.E., City Engineer)
Exhibit 1 - Staff Memo
Exhibit 2 - Presentation
Exhibit 3 - Resolution
Exhibit 4 - Agreement

16. Consider approval of Amendment No. 4 to Task Order No. 8 with Pape-Dawson Consulting Engineers, LLC. for alignment revisions for the Old Stagecoach Road North project as part of the 2022 Road Bond program in the amount of $412,195.00 for a total contract value of $2,082,976.20.
(Item Presenter: Leon Barba, P.E., City Engineer)
Exhibit 1 - Staff Memo
Exhibit 2 - Presentation
Exhibit 3 - Agreement

17. Consider approval of Amendment No. 2 to Task Order No. 12 with WGI, Inc. for additional tank rehabilitation design, construction phase services, and closeout phase services for the Lehman Pump Station Improvements project in the amount of $454,501.00 for a total contract value of $1,906,648.00.
(Item Presenter: Mike Murphy, Director of Water Utilities)

Exhibit 1 - Staff Memo
Exhibit 2 - Presentation
Exhibit 3 - Contract

18. Consider approval of a Resolution authorizing a one-time cash payment of $673,270.86 to the Guadalupe-Blanco River Authority (GBRA) for the City's proportional share of the Raw Water Delivery System Improvements Project. The final project cost is lower than originally anticipated, allowing the City's proportional share of the project to be cash funded rather than financed through the previously authorized debt service payment schedule. Upon approval, a budget amendment will be necessary for Fiscal Year 2025-2026 to provide the funding necessary for the cash payment.
(Item Presenter: Mike Murphy, Director of Water Utilities)
Exhibit 1 - Staff Memo
Exhibit 2 - Presentation
Exhibit 3 - Resolution

19. Consider approval of a Resolution authorizing a settlement agreement for *Lila Knight, Timothy A. Kay and Helen Brown-Kay, and Save Our Springs Alliance, Inc. v. City of Kyle et al.*, currently pending in the 453rd District Court, which settlement does not require the payment of any funds by the City.
(Item Presenter: Aimee Alcorn-Reed, City Attorney)
Exhibit 1 - Staff Memo
Exhibit 2 - Presentation
Exhibit 3 - Resolution
Exhibit 4 - Draft Settlement Agreement

20. *(Second Reading)* Consider approval of an Ordinance amending Chapter 50, Art III, Div II Water Use Management Policies, of the City of Kyle Code of Ordinances to selected sections 50-88 adopting the City's updated Drought Contingency Plan, 50-89 Enforcement of Drought Contingency Plan, and repealing sections 50-91 through 50-98, and setting an effective date.
City Council voted 7-0 to approve with amendments on first reading on August 18, 2026.
(Item Presenter: Mike Murphy, Director of Water Utilities)
Exhibit 1 - Staff Memo
Exhibit 2 - Presentation
Exhibit 3 - Ordinance
Exhibit 4 - Kyle Drought Contingency Plan

21. Consider approval of an Assessment and Collection Agreement with Hays County for assessment collection services for the Savannah Ranch Public Improvement District.
(Item Presenter: Aimee Alcorn-Reed, City Attorney)
Exhibit 1 - Staff Memo
Exhibit 2 - Presentation
Exhibit 3 - Assessment and Collection Agreement

VI. Items Pulled from Consent Agenda

VII. Consider and Possible Action

22. Consider approval of a Resolution authorizing an amendment to the engagement letter with TXLAW, P.C., dba PNT Law Firm to increase the approved expenditures by $52,000.00 for a total amount not to exceed $150,000.00. This item will require a budget amendment.
(Item Presenter: Aimee Alcorn-Reed, City Attorney)
Exhibit 1 - Staff Memo
Exhibit 2 - Presentation
Exhibit 3 - Resolution

23. Consider approval of a Resolution authorizing an amendment to the engagement letter with Lloyd Gosselink Rochelle & Townsend, P.C. for legal services related to PUC Docket No. 58988 to increase approved expenditures by $100,000.00 for a total amount not to exceed $300,000.00. This item will require a budget amendment.
(Item Presenter: Aimee Alcorn-Reed, City Attorney)
Exhibit 1 - Staff Memo
Exhibit 2 - Presentation
Exhibit 3 - Resolution

24. Consider approval of a Resolution directing the Interim City Manager to proceed with developing a proposed Bond 2028 capital improvement program and establishing the timeline and process to be followed.
(Item Presenter: Aimee Alcorn-Reed, City Attorney)
Exhibit 1 - Staff Memo
Exhibit 2 - Presentation
Exhibit 3 - Resolution

25. Consider approval of a Resolution authorizing the construction of a 6 or 8-foot masonry fence as part of the 2022 Road Bond program Center Street (Off-System) project, at the intersection of Center Street and Old Stagecoach Road in an amount not to exceed $106,880.00, and direct staff to bring back a License Agreement with the Hometown Kyle Homeowners Association, Inc. and the affected property owners for the construction and maintenance of the masonry fence.
(Item Presenter: Leon Barba, P.E., City Engineer)
Exhibit 1 - Staff Memo
Exhibit 2 - Presentation
Exhibit 3 - Resolution

VIII. City Council Items

26. *(Tabled 8/18/2026)* Direct staff to investigate options for regulation of short term rentals and suggestion for ordinance changes.
(Item Presenters: Lauralee Harris and Marc McKinney, Council Members)

27. *(Tabled 8/18/2026)* Consider directing the Interim City Manager to undertake the necessary evaluation and planning to repurpose the Krug Activity Center for use as an administrative office facility and an annex to City Hall, including evaluating the feasibility of relocating, to the extent feasible, all remaining administrative personnel, (excluding Police Department personnel), from the Public Safety Center to the Krug Activity Center, and to take such further administrative actions as may be necessary or appropriate to facilitate such repurposing and relocation of City staff.
(Item Presenter: Yvonne Flores-Cale, Mayor)

IX. Executive Session

28. Pursuant to Chapter 551, Texas Government Code, the City Council reserves the right to convene into Executive Session(s) from time to time as deemed necessary during this meeting. The City Council may convene into Executive Session pursuant to any lawful exception contained in Chapter 551 of the Texas Government Code including any or all of the following topics.
    a. **Executive session pursuant to Texas Government Code 551.071,** and Texas Disciplinary Rules 1.05 to:
        i. Consult with attorneys concerning legal issues related to pending litigation and/or a settlement agreement regarding Cause No. 19-1492; *1200 S. Old Stagecoach Road, LLC v. City of Kyle, Texas*.
    b. **Executive session pursuant to Texas Government Code 551.071,** and Texas Disciplinary Rules 1.05 to:
        i. Consult with attorneys concerning legal issues related to pending litigation and/or a settlement agreement regarding Cause No. 20-2048; *Lila Knight, Timothy A. Kay, Helen Brown-Kay, and Save Our Springs Alliance, Inc. v. City of Kyle, Texas, et a*l; in the 453rd District Court of Hays County, Texas.

29. Take action on items discussed in Executive Session.

X. Adjourn

One or more members of the board may participate in the meeting by videoconference pursuant to Section 551.127, Texas Government Code, provided that a quorum of the board will be present at Kyle City Hall.
Posted this 26th day of August, 2026, prior to 5:45 p.m.

At any time during the City Council meeting, the City Council may elect to go into an Executive Session to discuss any item on the agenda for which state law authorizes an Executive Session to be held. If the City Council elects to go into an Executive Session regarding an agenda item, the presiding officer will first announce the section of the law authorizing a closed meeting. The description of an item in Executive Sessions constitutes the written interpretation by the City Attorney of Chapter 551 of the Texas Government Code and the legal opinion of the City Attorney that said item may be discussed in a closed meeting.

Under the Americans with Disabilities Act, an individual with a disability must have equal opportunity for effective communication and participation in public meetings. Kyle City Hall is wheelchair accessible. Individuals who require auxiliary aids, interpretive services, and/or other services for this meeting should submit a request at https://forms.cityofkyle.gov/Public-Meetings-ADA-Accommodation-Request-Form or call (512) 262-1010, 48 hours in advance of the meeting.

Council Contact Information

Mayor Yvonne Flores-Cale	YCale@cityofkyle.com
Mayor Pro Tem Michael Tobias	MTobias@cityofkyle.com
Council Member Courtney Goza	CGoza@cityofkyle.com
Council Member Melisa Medina	MMedina@cityofkyle.com
Council Member Claudia Zapata	CZapata@cityofkyle.com
Council Member Dr. Lauralee Harris	LHarris@cityofkyle.com
Council Member Marc McKinney	MMcKinney@cityofkyle.com

City Council Regular Meeting

DEPARTMENT: Financial Services

FROM: Holly R. Holt-Torres, Assistant Director

MEETING: September 15, 2026

SUBJECT:

Consider approval of Budget Amendment #6 of an ordinance amending the City's approved budget for FY 2025-2026 by increasing total appropriations in an amount not to exceed $100,000 from the City's Water Utility Fund balance and the City's Wastewater Utility Fund balance for legal services related to PUC Docket No. 58988, pursuant to the City Council's September 1, 2026 approval of an amendment to the engagement letter with Lloyd Gosselink Rochelle & Townsend, P.C.

SUMMARY:

On September 1, 2026, under Agenda Item #23, City Council considered an amendment to the engagement letter with Lloyd Gosselink Rochelle & Townsend, P.C. for legal services related to PUC Docket No. 58988, to increase approved expenditures by $100,000, for a total amount not to exceed $300,000.

This budget amendment appropriates the funding necessary to support the Council-approved increase for continued legal services related to the pending water and wastewater rate appeals before the Public Utility Commission of Texas. Actual costs may be less, but will not exceed this amount without further approval of City Council.

OPTIONS:

1. Approve the ordinance amending the FY 2025-2026 budget as presented.
2. Deny the ordinance.
3. Other.

RECOMMENDATION:

Staff recommends approval of Budget Amendment #6.

PRIOR ACTION/INPUT (Council, Boards, Citizens):

On September 1, 2026, City Council approved an amended authorization for Lloyd Gosselink Rochelle & Townsend, P.C. in an additional amount not to exceed $100,000, for a total contract amount not to exceed $300,000.

FISCAL IMPACT:

This item appropriates $100,000 in FY 2025-2026 funding for legal services related to PUC Docket No. 58988. Additional appropriations to be funded through the Water Utility Fund balance and the Wastewater Utility Fund balance.

STAFF CONTACT:

Name: Holly R. Holt-Torres
Title: Assistant Director of Finance
Email: htorres@cityofkyle.com

ORDINANCE NO. _____

AN ORDINANCE OF THE CITY COUNCIL OF THE CITY OF KYLE, TEXAS, AMENDING THE CITY'S WATER UTILITY FUND APPROVED BUDGET FOR FISCAL YEAR 2025-2026 BY INCREASING APPROPRIATIONS IN THE AMOUNT OF $50,000.00, AND AMENDING THE CITY'S WASTEWATER UTILITY FUND APPROVED BUDGET FOR FISCAL YEAR 2025-2026 BY INCREASING APPROPRIATIONS IN THE AMOUNT OF $50,000.00, FOR A TOTAL AMOUNT NOT TO EXCEED $100,000.00, TO AMEND THE ENGAGEMENT LETTER WITH LLOYD GOSSELINK ROCHELLE & TOWNSEND, P.C. FOR LEGAL SERVICES RELATED TO THE PENDING WATER AND WASTEWATER RATE APPEALS BEFORE THE PUBLIC UTILITY COMMISSION, FOR A TOTAL CONTRACT AMOUNT NOT TO EXCEED $300,000.00.

WHEREAS, the City of Kyle (the "City") is a party to PUC Docket No. 58988 with the Texas Public Utilities Commission; and

WHEREAS, Lloyd Gosselink Rochelle & Townsend, P.C. currently represents this City in the appeals included in PUC Docket No. 58988 through a contract approved by the former City Manager, authorizing expenditures not to exceed $100,000; and

WHEREAS, the City Council has found and determined that an amendment to the current agreement with Lloyd Gosselink Rochelle & Townsend, P.C. for continued legal services is in the best interests of the residents of the City.

NOW, THEREFORE, BE IT RESOLVED BY THE CITY COUNCIL OF THE CITY OF KYLE, HAYS COUNTY, TEXAS, THAT:

Section 1. Findings.
The City Council of the City specifically finds that the foregoing recitals are hereby found to be true and correct and are hereby adopted by the City Council and made a part hereof for all purposes as findings of fact.

Section 2. Amendment to Approved Budget.
The Interim City Manager, or designee, is hereby authorized to execute all documents necessary to enter into an amendment to the engagement letter with Lloyd Gosselink Rochelle & Townsend, P.C. for legal services related to PUC Docket No. 58988 in the amount not to exceed $100,000.00, for a total amount not to exceed $300,000.00.

The City's approved Water Utility Fund operating budget for Fiscal Year 2025-2026 is here by amended by increasing total appropriations in the amount of $50,000.00 for legal services related to the pending water and wastewater rate appeals before the Public Utility Commission of Texas.

The City's approved Wastewater Utility Fund operating budget for Fiscal Year 2025-2026 is here by amended by increasing total appropriations in the amount of $50,000.00 for legal services related to the pending water and wastewater rate appeals before the Public Utility Commission of Texas.

Section 3. Approval of Amendment.
This budget amendment is hereby approved in all aspects and adopted as Budget Amendment #5 to the City's adopted budget for the Fiscal Year beginning October 1, 2025, and ending September 30, 2026.

Section 4. Repeal of Conflicting Ordinances.
Any and all ordinances, and parts thereof, that are in conflict herwith are hereby repealed to the extent of the conflict only.

Section 5. Open Meetings.
It is hereby officially found and determined that the meeting at which this Ordinance is passed was open to the public as required and that public notice of the time, place, and purpose of the said meeting was given as required by the Open Meetings Act, Chapter 551, Texas Government Code.

FINALLY PASSED AND APPROVED ON THIS THE ____ DAY OF _____, 2026.

THE CITY OF KYLE, TEXAS

_____
Yvonne Flores-Cale, Mayor

ATTEST:

_____
Jennifer Kirkland, City Secretary

City Council Regular Meeting Agenda
Tuesday, September 1, 2026 7:00 PM
Kyle City Hall, Council Chambers,
100 W. Center Street, Kyle, TX 78640

I. Call Meeting to Order, Roll Call, and Excuse Absences

II. Approval of Minutes

1. Consider approval of City Council meeting minutes:
   A. August 13, 2026 Special
   B. August 18, 2026 Regular
   (Item Presenter: Jennifer Kirkland, TRMC, City Secretary)
   Exhibit 1 - 2026 0813 Draft Special
   Exhibit 2 - 2026 0818 Draft Regular

III. Citizen Comment Period with City Council

The City Council welcomes comments from Citizens early in the agenda of City Council meetings. Those wishing to speak are encouraged to sign in before the meeting begins. Speakers will be provided with an opportunity to speak during this time period on any agenda item or any other matter concerning city business, and we ask they observe the three-minute time limit.

IV. Agenda Order

2. Agenda Order per Rules of Council Sec. B1.
   (Item Presenter: Yvonne Flores-Cale, Mayor)

V. Consent Agenda

3. Consider approval of a Resolution to reappoint Julian Hernandez to Seat 4 and Henry Siller to Seat 6 of the Economic Development and Tourism Board, each for two-year terms expiring September 2028.
   (Item Presenter: Victoria Vargas, Director of Economic Development)
   Exhibit 1 - Staff Memo
   Exhibit 2 - Presentation
   Exhibit 3 - Resolution

4. Consider approval of a Resolution to reappoint Julia Fishback to Seat 2, Chanel Walker to Seat 4, and Susan Segalo to Seat 6 of the Parks and Recreation Board, each for two-year terms expiring September 2028.
   (Item Presenter: Jesse Elizondo, Assistant City Manager)
   Exhibit 1 - Staff Memo
   Exhibit 2 - Presentation
   Exhibit 3 - Resolution

5. Consider approval of a Resolution to reappoint Betty Conley to Seat 2, Pamela Gibson to Seat 4, and Timothy Labadie to Seat 6 of the Board on Aging, each for two-year terms expiring September 2028.
(Item Presenter: Jesse Elizondo, Assistant City Manager)
Exhibit 1 - Staff Memo
Exhibit 2 - Presentation
Exhibit 3 - Resolution

6. Consider approval of a Resolution to reappoint Jackson Bennett to Seat 2, Raechel Moose to Seat 4, and Andrea Macrae to Seat 6 of the Arts and Cultural Board, each for two-year terms expiring September 2028.
(Item Presenter: Jesse Elizondo, Assistant City Manager)
Exhibit 1 - Staff Memo
Exhibit 2 - Presentation
Exhibit 3 - Resolution

7. Consider approval of a Resolution to reappoint Jessica Robinson to Seat 1 and Mary Landrum to Seat 7 of the Library Board, each for two-year terms, ending September 2028.
(Item Presenter: Leslie Scott, Director of Library Services)
Exhibit 1 - Staff Memo
Exhibit 2 - Presentation
Exhibit 3 - Resolution

8. Consider approval of a Resolution to reappoint Patricia Palacios to Seat 4 of the Board of Adjustment, for a two-year term expiring September 2028.
(Item Presenter: Jason Lutz, Interim Director of Planning)
Exhibit 1 - Staff Memo
Exhibit 2 - Presentation
Exhibit 3 - Resolution

9. Consider approval of a Resolution to reappoint Jake Webb to Seat 2 and Neil Stegall to Seat 4 of the Planning and Zoning Commission, each for two-year terms expiring September 2028.
(Item Presenter: Jason Lutz, Interim Director of Planning)
Exhibit 1 - Staff Memo
Exhibit 2 - Presentation
Exhibit 3 - Resolution

10. Consider approval of a Resolution to reappoint Morgan Harrell to Seat 2 and to appoint Ramone Param to Seat 4 and Margarita (Isabella) Crosby to Seat 6 of the Train Depot Board, each for two-year terms expiring September 2028.
(Item Presenter: Jason Lutz, Interim Director of Planning)
Exhibit 1 - Staff Memo
Exhibit 2 - Presentation
Exhibit 3 - Resolution

11. Consider the appointment of Rose Burke for Seat 1 of the City of Kyle Ethics Commission.
(Item Presenter: Courtney Goza, Council Member)

12. Consider the appointment of Joshua Ronson for Seat 7 of the City of Kyle Ethics Commission.
(Item Presenter: Yvonne Flores-Cale, Mayor)

13. Consider approval of a Resolution authorizing the Interim City Manager to execute an amendment reducing the contract amount awarded to TMT Solutions Inc. for RFP 2025-RFP-010, SCADA Remote Site Monitoring project for a total reduction of ($2,563,104.56) for a total contract value of $2,685,446.97 which includes a twenty percent contingency for post implementation services and other related project cost.
(Item Presenter: Mike Murphy, Director of Water Utilities)
Exhibit 1 - Staff Memo
Exhibit 2 - Presentation
Exhibit 3 - Resolution
Exhibit 4 - Agreement
Exhibit 5 - Amendment

14. Consider approval of a Resolution for authorizing a Change Order in the amount of $19,600.12 increasing construction contingency, totaling $790,062.96, to Capital Excavation Inc. for the Marketplace Avenue Extension project of the 2022 Road Bond Program, increasing the total construction contract amount to $8,494,691.36.
(Item Presenter: Leon Barba, P.E., City Engineer)
Exhibit 1 - Staff Memo
Exhibit 2 - Presentation
Exhibit 3 - Resolution
Exhibit 4 - Marketplace Change Order

15. Consider approval a Resolution authorizing the Interim City Manager to execute all documents necessary to purchase a 1,062 SF (0.0244 AC) grading easement from Norman J. Long and Ericka Long, for the purpose of improvements to the 2022 Road Bond eastern segment of the Bebee Road project in an amount of $8,312.00, plus an estimated $1,500.00 for reasonable closing costs.
(Item Presenter: Leon Barba, P.E., City Engineer)
Exhibit 1 - Staff Memo
Exhibit 2 - Presentation
Exhibit 3 - Resolution
Exhibit 4 - Agreement

16. Consider approval of Amendment No. 4 to Task Order No. 8 with Pape-Dawson Consulting Engineers, LLC. for alignment revisions for the Old Stagecoach Road North project as part of the 2022 Road Bond program in the amount of $412,195.00 for a total contract value of $2,082,976.20.
(Item Presenter: Leon Barba, P.E., City Engineer)
Exhibit 1 - Staff Memo
Exhibit 2 - Presentation
Exhibit 3 - Agreement

17. Consider approval of Amendment No. 2 to Task Order No. 12 with WGI, Inc. for additional tank rehabilitation design, construction phase services, and closeout phase services for the Lehman Pump Station Improvements project in the amount of $454,501.00 for a total contract value of $1,906,648.00.
(Item Presenter: Mike Murphy, Director of Water Utilities)

Exhibit 1 - Staff Memo
Exhibit 2 - Presentation
Exhibit 3 - Contract

18. Consider approval of a Resolution authorizing a one-time cash payment of $673,270.86 to the Guadalupe-Blanco River Authority (GBRA) for the City's proportional share of the Raw Water Delivery System Improvements Project. The final project cost is lower than originally anticipated, allowing the City's proportional share of the project to be cash funded rather than financed through the previously authorized debt service payment schedule. Upon approval, a budget amendment will be necessary for Fiscal Year 2025-2026 to provide the funding necessary for the cash payment.
(Item Presenter: Mike Murphy, Director of Water Utilities)
Exhibit 1 - Staff Memo
Exhibit 2 - Presentation
Exhibit 3 - Resolution

19. Consider approval of a Resolution authorizing a settlement agreement for *Lila Knight, Timothy A. Kay and Helen Brown-Kay, and Save Our Springs Alliance, Inc. v. City of Kyle et al.*, currently pending in the 453rd District Court, which settlement does not require the payment of any funds by the City.
(Item Presenter: Aimee Alcorn-Reed, City Attorney)
Exhibit 1 - Staff Memo
Exhibit 2 - Presentation
Exhibit 3 - Resolution
Exhibit 4 - Draft Settlement Agreement

20. *(Second Reading)* Consider approval of an Ordinance amending Chapter 50, Art III, Div II Water Use Management Policies, of the City of Kyle Code of Ordinances to selected sections 50-88 adopting the City's updated Drought Contingency Plan, 50-89 Enforcement of Drought Contingency Plan, and repealing sections 50-91 through 50-98, and setting an effective date.
City Council voted 7-0 to approve with amendments on first reading on August 18, 2026.
(Item Presenter: Mike Murphy, Director of Water Utilities)
Exhibit 1 - Staff Memo
Exhibit 2 - Presentation
Exhibit 3 - Ordinance
Exhibit 4 - Kyle Drought Contingency Plan

21. Consider approval of an Assessment and Collection Agreement with Hays County for assessment collection services for the Savannah Ranch Public Improvement District.
(Item Presenter: Aimee Alcorn-Reed, City Attorney)
Exhibit 1 - Staff Memo
Exhibit 2 - Presentation
Exhibit 3 - Assessment and Collection Agreement

VI. Items Pulled from Consent Agenda

VII. Consider and Possible Action

22. Consider approval of a Resolution authorizing an amendment to the engagement letter with TXLAW, P.C., dba PNT Law Firm to increase the approved expenditures by $52,000.00 for a total amount not to exceed $150,000.00. This item will require a budget amendment.
(Item Presenter: Aimee Alcorn-Reed, City Attorney)
Exhibit 1 - Staff Memo
Exhibit 2 - Presentation
Exhibit 3 - Resolution

23. Consider approval of a Resolution authorizing an amendment to the engagement letter with Lloyd Gosselink Rochelle & Townsend, P.C. for legal services related to PUC Docket No. 58988 to increase approved expenditures by $100,000.00 for a total amount not to exceed $300,000.00. This item will require a budget amendment.
(Item Presenter: Aimee Alcorn-Reed, City Attorney)
Exhibit 1 - Staff Memo
Exhibit 2 - Presentation
Exhibit 3 - Resolution

24. Consider approval of a Resolution directing the Interim City Manager to proceed with developing a proposed Bond 2028 capital improvement program and establishing the timeline and process to be followed.
(Item Presenter: Aimee Alcorn-Reed, City Attorney)
Exhibit 1 - Staff Memo
Exhibit 2 - Presentation
Exhibit 3 - Resolution

25. Consider approval of a Resolution authorizing the construction of a 6 or 8-foot masonry fence as part of the 2022 Road Bond program Center Street (Off-System) project, at the intersection of Center Street and Old Stagecoach Road in an amount not to exceed $106,880.00, and direct staff to bring back a License Agreement with the Hometown Kyle Homeowners Association, Inc. and the affected property owners for the construction and maintenance of the masonry fence.
(Item Presenter: Leon Barba, P.E., City Engineer)
Exhibit 1 - Staff Memo
Exhibit 2 - Presentation
Exhibit 3 - Resolution

VIII. City Council Items

26. *(Tabled 8/18/2026)* Direct staff to investigate options for regulation of short term rentals and suggestion for ordinance changes.
(Item Presenters: Lauralee Harris and Marc McKinney, Council Members)

27. *(Tabled 8/18/2026)* Consider directing the Interim City Manager to undertake the necessary evaluation and planning to repurpose the Krug Activity Center for use as an administrative office facility and an annex to City Hall, including evaluating the feasibility of relocating, to the extent feasible, all remaining administrative personnel, (excluding Police Department personnel), from the Public Safety Center to the Krug Activity Center, and to take such further administrative actions as may be necessary or appropriate to facilitate such repurposing and relocation of City staff.
(Item Presenter: Yvonne Flores-Cale, Mayor)

IX. Executive Session

28. Pursuant to Chapter 551, Texas Government Code, the City Council reserves the right to convene into Executive Session(s) from time to time as deemed necessary during this meeting. The City Council may convene into Executive Session pursuant to any lawful exception contained in Chapter 551 of the Texas Government Code including any or all of the following topics.
    a. **Executive session pursuant to Texas Government Code 551.071,** and Texas Disciplinary Rules 1.05 to:
        i. Consult with attorneys concerning legal issues related to pending litigation and/or a settlement agreement regarding Cause No. 19-1492; *1200 S. Old Stagecoach Road, LLC v. City of Kyle, Texas*.
    b. **Executive session pursuant to Texas Government Code 551.071,** and Texas Disciplinary Rules 1.05 to:
        i. Consult with attorneys concerning legal issues related to pending litigation and/or a settlement agreement regarding Cause No. 20-2048; *Lila Knight, Timothy A. Kay, Helen Brown-Kay, and Save Our Springs Alliance, Inc. v. City of Kyle, Texas, et a*l; in the 453rd District Court of Hays County, Texas.

29. Take action on items discussed in Executive Session.

X. Adjourn

One or more members of the board may participate in the meeting by videoconference pursuant to Section 551.127, Texas Government Code, provided that a quorum of the board will be present at Kyle City Hall.
Posted this 26th day of August, 2026, prior to 5:45 p.m.

At any time during the City Council meeting, the City Council may elect to go into an Executive Session to discuss any item on the agenda for which state law authorizes an Executive Session to be held. If the City Council elects to go into an Executive Session regarding an agenda item, the presiding officer will first announce the section of the law authorizing a closed meeting. The description of an item in Executive Sessions constitutes the written interpretation by the City Attorney of Chapter 551 of the Texas Government Code and the legal opinion of the City Attorney that said item may be discussed in a closed meeting.

Under the Americans with Disabilities Act, an individual with a disability must have equal opportunity for effective communication and participation in public meetings. Kyle City Hall is wheelchair accessible. Individuals who require auxiliary aids, interpretive services, and/or other services for this meeting should submit a request at https://forms.cityofkyle.gov/Public-Meetings-ADA-Accommodation-Request-Form or call (512) 262-1010, 48 hours in advance of the meeting.